



# THE DOPE SHEET

OFFICIAL PROGRAM AND PUBLICATION, ACME-PACKERS FOOTBALL TEAM.

Packers Public Relations • Lambeau Field Atrium • 1265 Lombardi Avenue • Green Bay, WI 54304 • 920/569-7500 • 920/569-7201 fax  
Jeff Blumb, Sarah Quick, Adam Woullard, Aaron Popkey, Rob Crane, Tom Fanning, Mike Spofford, Jeff Harding

VOL. X; NO. 23

GREEN BAY, JAN. 7, 2008

2008 SEASON REVIEW

## YEAR IN REVIEW

The Packers finished the 2008 campaign a disappointing 6-10, just the second losing season in Green Bay since 1991.

- "Well, 6-10, (and) my name is on the front door," Head Coach **Mike McCarthy** said in his season-ending press conference. "It's not what we were looking for. It's not what we prepared for. I'm not satisfied, and I'll start from the top down. It's evaluation time right now. We'll look at every aspect of our program."
- In eight of the 10 losses, the Packers either led or were behind by no more than one score in the fourth quarter. In those same eight contests, the outcome was decided in the final two minutes.
- Much like 2005, when the team was 4-12, Green Bay was unable to overcome injuries to key starters. In '05, starters missed 48 games due to injury. This year, injuries forced starters to miss 44 games.
- Green Bay had a 4-2 record within the NFC North, including two season-opening wins against division opponents. It was the third-straight winning division record for the Packers.
- However, the team finished 2-8 outside the division, preventing it from repeating as NFC North champions.
- In the final NFL rankings, the Packers finished eighth on offense behind first-year starting quarterback **Aaron Rodgers**. The defense, which set a new franchise record with seven touchdowns, finished No. 20.
- The turnover ratio is usually a telling statistic, but the 6-10 record does not indicate Green Bay's performance in the category. The Packers finished with a plus-seven margin, No. 6 among all NFL teams and its best finish since 2002 (+17).
- Green Bay took care of the football too, finishing with only 21 giveaways. That ties the 1995 club for the second-fewest giveaways in franchise history. The 1972 Packers still hold the team record with 19 turnovers.

## A GAME OF INCHES

NFL games often come down to one or two plays, and the 2008 season will be remembered most likely as one in which the Packers did not come up with the critical play in crunch time.

- The Packers finished 0-7 in games decided by four points or less, including four in a row (Weeks 13-16) a frustrating stretch that knocked the team from playoff contention.
- The seven losses by four points or less ties for the second highest total in NFL history. Cleveland set the record in 1984 with eight losses by four points or less. The 2008 Packers tied three other clubs at seven: Carolina (2001), Houston (1994) and New England (1993).
- The first four close losses all came to 2008 playoff teams, including an overtime loss at Tennessee, the AFC's No. 1 seed, and at home to Carolina, the No. 2 seed in the NFC.
- Though it's hard to take moral victories from a 6-10 season, those games proved the Packers can compete amongst the NFL's elite. Focusing on execution, particularly in critical stretches, will be an area of emphasis this offseason with the team.
- "I think statistics, a lot of them are barometers," Head Coach **Mike McCarthy** said. "That's definitely one you have to look at. If you have a situation that you are 0-7 in, my goodness, you had better take a close look at it and I can promise you that we'll continue to do so."

## LOOKING AHEAD TO 2009

The Packers will look to carry the momentum of a season-ending victory into the offseason program, which begins in mid-March.

- Like they have been doing all summer and fall, General Manager **Ted Thompson** and his personnel staff will continue to evaluate and finish reports on all eligible free agents. NFL free agency opens on Feb. 27.
- Just like their meetings on potential free agents, Thompson and the scouting staff will soon get together to evaluate all draft-eligible players for the 2009 NFL Draft, held April 25-26 in New York City.
- The Packers currently hold nine selections, including the No. 9 overall selection in Round 1. In each subsequent round, Green Bay will hold the ninth pick.
- The team also holds a conditional draft selection from the New York Jets in the Brett Favre trade, as well as a sixth-round choice from the New Orleans Saints in a 2008 Draft day trade.
- While the 2009 schedule won't be released until sometime in April, Green Bay already knows which teams it will play next season. Home contests include Baltimore, Chicago, Cincinnati, Dallas, Detroit, Minnesota, San Francisco and Seattle. The Packers will travel to Arizona, Chicago, Cleveland, Detroit, Minnesota, Pittsburgh, St. Louis and Tampa Bay.
- Preseason opponents are often announced in early April, a week or two before the regular-season schedule is published.

## PRESEASON

Date	Opponent	Time	TV
Mon., Aug. 11	CINCINNATI BENGALS	L, 17-20	(69,675)
Sat., Aug. 16	at San Francisco 49ers	L, 6-34	(67,230)
Fri., Aug. 22	at Denver Broncos	W, 27-24	(74,213)
Thurs., Aug. 28	TENNESSEE TITANS (Gold Pkg.)	L, 21-23	(69,744)

## REGULAR SEASON

Date	Opponent	Time	TV
Mon., Sept. 8	MINNESOTA VIKINGS	W, 24-19	(71,004)
Sun., Sept. 14	at Detroit Lions	W, 48-25	(60,285)
Sun., Sept. 21	DALLAS COWBOYS (Gold Pkg.)	L, 16-27	(71,113)
Sun., Sept. 28	at Tampa Bay Buccaneers	L, 21-30	(64,122)
Sun., Oct. 5	ATLANTA FALCONS	L, 24-27	(70,610)
Sun., Oct. 12	at Seattle Seahawks	W, 27-17	(68,302)
Sun., Oct. 19	INDIANAPOLIS COLTS	W, 34-14	(71,010)
Sun., Oct. 26	Open Date		
Sun., Nov. 2	at Tennessee Titans	L, 16-19+	(69,143)
Sun., Nov. 9	at Minnesota Vikings	L, 27-28	(63,845)
Sun., Nov. 16	CHICAGO BEARS (Gold Pkg.)	W, 37-3	(71,040)
Mon., Nov. 24	at New Orleans Saints	L, 29-51	(70,668)
Sun., Nov. 30	CAROLINA PANTHERS	L, 31-35	(70,297)
Sun., Dec. 7	HOUSTON TEXANS	L, 21-24	(70,245)
Sun., Dec. 14	at Jacksonville Jaguars	L, 16-20	(65,457)
Mon., Dec. 22	at Chicago Bears	L, 17-20+	(62,151)
Sun., Dec. 28	DETROIT LIONS	W, 31-21	(70,141)

+ - overtime





## PACKERS TEAM NOTES

### WHERE THE '08 OFFENSE RANKS

For the third consecutive year under Head Coach **Mike McCarthy**, the offensive play-caller, the Green Bay offense ranked in the NFL's top 10. Philadelphia and New Orleans are the only other NFL teams to finish in the top 10 in offense each of the last three seasons.

- The Packers finished No. 8 with an average of 351.1 yards per contest. The unit ranked No. 2 in 2007 (370.7 yards per game) and No. 9 in 2006 (341.1) under McCarthy.
- Green Bay's 419 points scored was fifth most in the NFL.
- For the first time in team history, it had a 4,000-yard passer, 1,200-yard rusher and two 1,000-yard receivers.
- The Green Bay passing offense (238.3 yards per game) ranked No. 8 in the league, while its rushing offense (112.8) ranked No. 17.

### WHERE THE '08 DEFENSE RANKS

Green Bay's defense slipped to No. 20, its lowest finish under defensive coordinator **Bob Sanders**. The Packers finished just outside of the top 10 (No. 12 in 2006, No. 11 in 2007) each of the last two seasons.

- The Packers finished 22nd in points allowed with 380.
- The run defense (131.6) ranked No. 26, while the pass defense (202.8) ranked No. 12.
- The Packers did set a franchise record with seven defensive scores, six which came on interception returns and one via fumble return. The seven defensive scores also marked the highest total in the NFL.
- Green Bay also established the club record for interception return yardage with 685, tops in the NFL and an average of 31.1 yards per interception. It was a franchise record that had stood for 65 years, dating back to 1943 when the Packers returned 42 interceptions for 616 yards.

### AND ON SPECIAL TEAMS

The Packers excelled on the punt units, ranking No. 6 on punt return and No. 10 in punt coverage.

- However, the team struggled on kickoffs, ranking No. 32 in kickoff return and No. 20 in kickoff coverage.
- Third-year pro **Will Blackmon** served as the team's primary return man and finished with a punt return average of 11.1 yards, the highest average by a Packers player since 1996 (Desmond Howard, 15.6).

### THE INJURY BUG


Head Coach **Mike McCarthy** has steadfastly refused to use injuries as an excuse in his tenure in Green Bay, but it's evident that the team saw its starters miss more than four times as many games as last season.

- The team's 22 primary starters missed a combined 44 games in 2008.
- Using the same qualifications, which doesn't account for starts missed due to formation changes or other non-injury issues, the Packers missed 10 games from primary starters in 2007 due to injuries.
- Most importantly, the Packers were hit by injuries to key players, specifically on defense. Defensive end **Cullen Jenkins** was lost for the season in the fourth game at Tampa Bay, and Green Bay's pass rush could not overcome his absence.
- Through their first four games, the Packers registered nine sacks, but had only 18 in their final 12 games since Jenkins was sidelined.
- The defense was without middle linebacker **Nick Barnett** for the last seven games, while safety **Atari Bigby** was hurt most of the year and missed nine games.
- Barnett, the defense's play-caller in the huddle, was leading the team in tackles before his knee injury and led the team in tackles a season ago. Bigby hurt his hamstring in Week 2 and struggled through a number of nagging injuries thereafter, including ankle and shoulder problems that ended his season. He led the team in interceptions and finished third on the club in tackles in 2007, his first season as a starter.

### FIRST YEAR UNDER CENTER

Quarterback **Aaron Rodgers** isn't one to talk about stats or milestones, but the fourth-year pro exceeded nearly all expectations in his first season under center.

- He finished the season with 4,038 passing yards, becoming only the second quarterback in NFL history to surpass 4,000 yards in the same season in which he made his first career start. Kurt Warner (4,353) was the first to accomplish the feat in 1999.
- Rodgers is the fourth player in club history to surpass the 4,000-yard mark, joining Lynn Dickey (1), Brett Favre (5) and Don Majkowski (1).
- Four times Rodgers went over 300 yards passing. He also tossed three touchdown passes in four games.
- Rodgers' 28 touchdown passes were tops among first-year starters and marked the first time since Daunte Culpepper (33) in 2000 that a first-year starter threw for 25-plus touchdowns.
- The California product took care of the ball as well, throwing 13 interceptions in 536 attempts, 2.42% of his throws. It was the lowest percentage by a Packers quarterback in over a decade (Favre, 1996, 2.39%).
- And perhaps most importantly in Green Bay, Rodgers started all 16 games in 2008, fighting through a serious shoulder injury suffered in Week 4 at Tampa that kept him out of practice for one month.
- Proving he is among the NFL's top quarterbacks will take years of consistent play, but there is no doubt the 25-year-old Rodgers is off to a great start. A look at where his 2008 totals ranked in the NFL:



Statistic	2008 total	NFL Rank
Passing Yards	4,038	4
Completions	341	7
Completion %	65.6	10
Touchdowns	28	4
QB Rating	93.8	6
20-plus yd. completions	48	5T
40-plus yd. completions	16	1T
Third-down QB rating	105.8	3
First downs passing	182	9T

### 2008 STRENGTH OF SCHEDULE – 2009 OPPONENTS

Green Bay faced six playoff teams this season, the same number it faced a season ago.

- The Packers were 2-4 in those contests. Four came at Lambeau Field (vs. Minn., Atl., Ind., Car.) and two (at Ten., Minn.) were on the road.
- Green Bay tied with Minnesota for the 13th toughest schedule in the NFL this season. The 2008 opponents were a combined 129-127-0 (.504), slightly better than the combined '07 opponents (126-130-0, .492).
- Being the only 6-10 team in the NFL, Green Bay's strength of schedule will not factor into a tiebreaker scenario for the 2009 NFL Draft. The Packers will have the No. 9 pick in each round.
- Strength of schedule is a subjective statistic because as coaches often say, it's not *who* you play, but *when* you play them.
- An early look at the 2009 opponents shows five games (at Arizona, vs. Baltimore, at Minnesota, vs. Minnesota, at Pittsburgh) against 2008 playoff teams.
- A lot can change between now and September, including free agency, the NFL Draft and injuries, but Green Bay's 2009 slate does not appear as tough as the previous two seasons based on strength of schedule. The 2009 opponents were a combined 109-146-1 (.427) in 2008.





## MIKE McCARTHY END-OF-SEASON EXCERPTS

WEDNESDAY, DEC. 31

► **(Can you run down the end-of-season injury report?)**

Yes. We have ... Nick Barnett's doing very well with his rehab on his knee. Atari Bigby's surgery went very well, and he's back in Miami, rehabbing. Breno had the ankle sprain. He's probably three or four weeks away. Korey Hall had the knee sprain, but he should be fine in a couple weeks. Justin Harrell, they're re-doing the studies on his lower back, and we'll continue to evaluate that as we move forward. Kenny Pettway is doing very well with his rehab on his knee. Mark Tauscher will probably have surgery in probably 10 to 14 days. Scott Wells will have postseason shoulder surgery, and Chad Clifton will have a couple surgeries. That's our medical report.

► **(Was Bigby the ankle?)**

Ankle surgery, yes.

► **(Why did they wait so long for Tauscher?)**

Every surgery is different. They're doing some pre-hab, to strengthen it before they go in. I just talked to Dr. McKenzie before I came in here, and he's projecting probably another 10 to 14 days.

► **(What are they doing to Clifton? Both knees?)**

Just kind of a clean-out procedure. I think (both knees). At least one.

► **(Are you hesitant to make changes based on one season?)**

I don't look at it that way. I think it's important, ... the evaluation isn't something where you just wait until the season is over and let's get together one time and talk about it and we'll talk again next year. I think you look at everything. We have three years together as a football team, a number of players and coaches. We'll look at all the different factors and we'll evaluate and get ready to set our plan for next year.

► **(What do you ask players about in exit interviews? What sort of topics?)**

Everything, frankly. When I look at people that are employed under my command, I think of availability and accountability, and no different with the players. We talk about their availability, their health history during the course of the season, as we move forward, the individuals that have postseason health concerns. We talk about their performance level, the pros and cons of that. We have a public relations evaluation, if you can believe that. Because you guys are so hard on them, we have to evaluate that part of it. We have a strength and conditioning evaluation. We talk about every aspect of their time this past season, and all the areas that they touch and the people they're involved with.

► **(If they have suggestions, particularly veterans, is it an open environment where they can speak freely?)**

Absolutely. It's a long process. Monday we did all the veterans, and Tuesday we did all the rookies, and everybody, the practice squad players and so forth. We have 15- or 20-minute slots, I don't even recall. But some guys are 45 minutes, some guys are 5 minutes. It's an opportunity for them to ask me any question that they want. It's very open dialogue. Like a lot of people, when you're in that particular structured environment, when you have a lot of people working towards one goal, there's opinions that you agree on, and there's opinions you disagree on, and there's plenty of that too. There is some emotion involved in our season. So you look at all that. But I thought it was very healthy. Very, very healthy. It always is. It's probably one of the, clearly one of the most informative times of the year, because you take the time and let them speak. I know the players appreciate that. They feel like they at least have an opportunity to be heard.

► **(Were there any kind of themes that emerged from that? What did the players think went wrong?)**

Really, it's pretty consistent on a number of things that we talked about. Just the inability to win close games. I'll just tell you this. When you sit down and you talk to 60, 70 people in a two- or three-day period, and you hear 45 of them tell you they have an opinion pro or con on one item, that probably has some validity to it. But if you have one guy that has this opinion, one guy has that opinion, those are the types of things

you look through. I'm still in the gathering-information mode, and I'll continue to do so, and then I'll make my decisions accordingly.

► **(Do you think you need to do much with the personnel for next year, or do you feel almost all the pieces are in place and you just need growth there?)**

I don't think it's that easy. I don't look at a football team and you're just playing a chess board and you add a couple pieces and then you're a paper champion. It's a totally different mindset from my chair. Every football team that I've been a part of, and it's no different than this year's team, when we line up in the spring for OTAs there will probably be, I'd probably say, 20 percent change in personnel. My focus right now, between now and then, is to develop the other 80 percent. I think we have a very good foundation, and it's a priority, has been a priority. I think we do a very good job of developing our players in the offseason program, the way we're structured, the individual time that they spend with the coaches and so forth, the extra time we spend in the strength and conditioning. So I'm going to focus on the 80 percent. Now, the 20 percent, whether they come through the draft, through free agency, we'll put them into our program and we'll make sure we have a plan to use them, and put them in positions to be successful. And then from that we'll build the strongest team that we possibly can, and then we're going to take that into the season, and our goal will never change. We'll line up every week with the ultimate goal of winning the world championship. That's how you build it. I think it's convenient to say we need this or we need that. And that may be true. There may be a piece here that we agree or we disagree on. But the focus is on the whole, and I know 80 percent of those players will be here March 16, and that's the group we're going to develop, and we're going to do a damn good job of it.

► **(Do you like this defensive scheme so much that you're committed to it for next year whether Bob Sanders or someone else is coordinating it?)**

All of our schemes are under evaluation right now. That's what you do right now. That's what this time is for. We'll look at the run defense, we'll look at all those things. We'll look at the base concepts in normal d-and-d all the way through. That's what you spend the time for. That's why you make educated decisions. It will be no different when I sit down with the offense and special teams.

► **(Will you evaluate the zone blocking scheme too?)**

We kind of lump things, and we don't just run zone-blocking schemes. It's a starting point for us. We're doing more variations of that than we did Year 1, and we'll evaluate that, and we'll look to continue to try to improve that and we'll tailor it to our players, because at the end of the day, it's really about the players. I'm not a guy that runs schemes because so-and-so ran them and won world championships with it. That's not the way we operate. We're creative, we're aggressive with our scheme development. We'll spend probably the next five to six weeks up until the combine developing our scheme, and then we'll have it ready in March for when the players come back.

► **(You lose Rob Davis and Brett Favre and you're the youngest team for the third year in a row. Is it just convenient to say you lost leadership, or are you OK with being young?)**

I'll just say this. I have the opportunity to talk to everybody. I don't know how many people you've had the opportunity to interview. But we talked a lot about leadership, both with the veterans and the young guys, and it was interesting. I think we have exceptional leadership by example, and that was confirmed. Now, do we have the guy that's out there screaming and yelling and so forth? Maybe we don't. Is that why you're winning games, or why you're not winning games? Those are all convenient things, and I think those are the things you've got to watch, because when you lose, everything is wrong. I stood up here and everything was right, and I knew it wasn't all right last year. That's why you take the time to go through all the evaluations, you take the time to talk to everybody.



## MIKE McCARTHY END-OF-SEASON EXCERPTS (cont.)

► **(Are the injuries an excuse for being 6-10? Would that be the overriding factor in your mind?)**

No, because it's part of the game. I think injuries play a big part in potential success in our league. It definitely makes you go different directions than you probably would have initially before the injuries. But to me that's all part of the landscape of the National Football League. It's all part of the chess match or the journey through an NFL season. It's no excuse. You could make a case we probably didn't overcome our injuries as well as we should have.

► **(Do you see yourselves being the youngest team in the league for a fourth straight year or would you rather not be in that position?)**

That's not on my statistics board when we set goals for the year. I think we would be hard-pressed to be the youngest team in the league next year. I think what's nice about our team, we talk about the offensive line, how many starts those guys have in three years. I think the most important aspect of our football team is our experience level is increasing, and they're still young, and I think that's exciting.

► **(You lost 10 games. Can you cite specific examples where your game management or calls down the stretch contributed significantly to defeat?)**

Not today. I didn't get the job done. We are 6-10. I can't stand up here last year and take the credit for our record last year. It starts with me. I didn't do a good enough job, whether it was the disconnect between me, the coaches and the players. There is always a play or two that you would like to have back. I think our teams were prepared, our teams played hard, and it was clearly evident all the way through the season. There wasn't one time that I walked off the field where I didn't think that we were out there giving it everything we had. We didn't get it done. It was close. I'm not looking for moral victories because they don't count. We lost 10 games and I didn't do a good enough job.

► **(Grant's yards per carry went down significantly this year. Why do you think that happened?)**

Ryan Grant, I had a long conversation with Ryan. I think definitely going through the whole offseason will help him. But as far as the statistics, I would not say it was all Ryan. I didn't think we were as coordinated in the run game coming out of training camp that we clearly were in the second half of the season. We'll have the opportunity to go through every run, every one of his runs and so forth. He battled through some nagging injuries throughout the year. Once again, he is a young player too. I think he has an opportunity to really improve this offseason and be a better player next year.

► **(You said you like the maturity of your team, but does part of being a young team factor into those situations?)**

The one thing you can take out of it is now we have more experience in those situations. It's very important, in losing you can't lose the lesson, and that will be a big focus in all of the situations that we feel we need to do a better job of in. More importantly, the situations that we have done a very good job and we need to do a better job. That is all about developing moving forward, and that's how you win championships. We don't have everything figured out. There are some things that we've done well. We've had some players that had good seasons. They need to play better too. I need to coach better. We need to do a better job all the way through. That's why it is important to break it down all the way to zero and start over again. You have to break down your installations, run, pass, protection. No different on defense. You've got to break it down. It's a check and balance. If you ever get into the mode of, 'Hey, we did this right last year. We're OK there.' That's not going to work, not in this league, because you're either improving or you're going backwards. And we took a step backwards in some areas.

► **(When you assess Rodgers, can you say the organization made the right move in moving on at quarterback?)**

Yes, I think we definitely made the right move at the quarterback position. I was pleased with the productivity from the quarterback position. From an individual standpoint, I think Aaron Rodgers played at a very steady, steady level, which was a high level based on his statistics. He has given us a baseline, a standard that we will hold him to and the offensive group as we move forward.

► **(Besides Rodgers, are there positives you take away?)**

A lot of positives, and that was very evident in talking with the players. I think we have an excellent foundation as a football team. We have a young team that has gained more experience. They are still confident. They believe in what we are doing. I think we have excellent representatives of the Packers. I think they go about their business the right way. They are proud to be Green Bay Packers. But the bottom line is winning football games, and they'll come back here. A number of them are taking a couple of weeks off and having workout programs leading up to the offseason program, which is important. So I think that also shows the maturity of some guys that did not do that in the past and they came to the offseason program not ready to go. I'm excited about our future.

► **(Can you keep the same defensive philosophy but add a blitzing element if that's what you decide to do?)**

There are starting points of every system, whether it is offense, defense or special teams, but there really are no absolutes in our business. When things go wrong I think it's convenient to say, 'They play so much match coverage that you can't win with that defense.' There are always different variations, different personnel groups. We don't line up in just one personnel group. You have to take a look at everything involved. You have to look at our pressure packages. Why are we not getting the production out of that? You have to look at everything. Blanket statements are convenient. That's why it's important for me to continue through the evaluation process.

► **(When you look at the young guys who flashed at the end, would you like to see those guys spike next year?)**

I told the rookies the biggest improvement that I have seen in players has always been from Year 1 to Year 2. Now, there are other positions that would tell you it's really from Year 2 to Year 3, and that probably would be accurate at the offensive line position. Also there are always instances where you may have people playing in front of you too that don't give you the opportunity to develop like you want, and that's why the emphasis is put on the individual time in the offseason program. I think that rookie class is really going to contribute. I think Jermichael Finley has a very bright future. I think Pat Lee is definitely someone that is going to learn from his experience. He was coming on at the end when he got hurt. I really like both quarterbacks. They are both very excited to get back here and get into quarterback school and fine tune the fundamentals. They both feel that they have the offense under control mentally now too, so you'll see a lot of growth in their development. I think Josh Sitton has a chance to be a very good player for us. I think he is the power right guard that you would like to have in developing an offensive line. I think Breno is really coming on also. Jeremy Thompson I think did some really good things and played injured the last four weeks.

► **(Since '92 there were two bad seasons until this one, '99 and '05. Do people in this organization feel what it means to go 6-10 or do they just see it as a transition year to Rodgers?)**

No, I don't think anybody in the Green Bay Packers organization is flip-pant about what just happened here. I'm the head coach. I was given an opportunity to coach a group of men and we won six games. I clearly understand the responsibilities in the great organization I am working at. It is not acceptable. I'm not satisfied. There are reasons why we are here. We need to correct them as we move forward, and that's the facts. I'm not going to comment on past seasons and so forth, but that's the reality of where we are. We need to do a better job.






## PACKERS TEAM NOTES

### COLLINS, WOODSON EARN PRO BOWL HONORS

Safety **Nick Collins** and cornerback **Charles Woodson** will represent the NFC as starters in the 2009 Pro Bowl.

- For Collins, this marks his first career Pro Bowl selection. The fourth-year pro tied for the NFC lead with Woodson with seven interceptions and ranked first among all NFL players with three interception returns for scores and 295 interception return yards. Collins finished second on the team with 99 tackles and second in passes defended with 18.
- Woodson earned his fifth career Pro Bowl selection and first with Green Bay. Of his seven interceptions, two were returned for scores. This season, he established a career high with three sacks, finished sixth on the team in tackles (79, matching his career high) and led the club with 20 passes defended. The 11th-year pro is making his first trip to the Pro Bowl since 2001.
- The Packers last had two members of the secondary earn Pro Bowl honors in 1974, when cornerbacks **Willie Buchanon** and **Ken Ellis** were selected. The last time the Packers had two players with seven-plus interceptions was 1984, when Tom Flynn (9) and Tim Lewis (7) accomplished the feat.
- Wide receiver **Greg Jennings** was honored as a first alternate, while other alternates included cornerback **Al Harris** and defensive end **Aaron Kampman**.



### 277 AND COUNTING

Lambeau Field saw eight regular-season sellouts in '08, bringing the consecutive sellouts streak to 277 games (261 regular season, 16 playoffs).

- Lambeau Field, the league's longest-tenured stadium, hosted its 52nd season of football this year.
- A total of 565,460 fans came through the turnstiles in the eight home contests, an average of 70,683.
- Lambeau Field also saw the four largest regular-season crowds in stadium history this year (vs. Minnesota, vs. Dallas, vs. Indianapolis, vs. Chicago). The Week 3 contest vs. Dallas (71,113) set a new regular-season attendance record.

### RECORD-BREAKING RETURNS

Defensive end **Jason Hunter** scooped up a fumble and returned it 54 yards for a score against Chicago in Week 11, the team's ninth return touchdown of 2008.

- Green Bay established new franchise records for return touchdowns (nine) and defensive touchdowns (seven) with Hunter's return. All nine of the returns came in the season's first 10 games.
- The Packers led all NFL clubs in return touchdowns (9), defensive touchdowns (7) and interception returns for touchdowns (6).

- "A defensive touchdown or a special teams touchdown, they're just huge momentum swings in the football game," McCarthy said. "Having (nine) this year is just a credit to the players and the extra time that they've put in, particularly in our practice structure. We emphasize it all the time, and you can just see the urgency and aggressiveness of our coverage units on special teams and defensively, when they do have an opportunity to get their hands on the ball. And we're finding the end zone, too, which is exciting. But it's definitely a big lift for your football team."
- Cornerback **Will Blackmon** returned two punts for scores. The last Green Bay player with multiple punt returns for touchdowns in a season was wide receiver **Desmond Howard**, who returned three for scores in 1996. Blackmon and Howard are tied atop the team's all-time career list with three.
- Six TDs came on interception returns: three by safety **Nick Collins**, two by cornerback **Charles Woodson**, and one from safety **Aaron Rouse**.
- The Packers allowed just one return TD this season – a 38-yard fumble return by Tampa Bay.
- With six return TDs by interception, Green Bay tied Vince Lombardi's 1966 championship club for the most in franchise history.

### NFL'S YOUNGEST FOR THIRD STRAIGHT YEAR

Based on an analysis of Kickoff Weekend rosters done by the league office, the Green Bay Packers and Kansas City Chiefs tied for the youngest roster with an average age of 25.57 years. For the Packers, that makes three years in a row.

- Last season, Green Bay's average roster age of 25.72 years on Kickoff Weekend was the youngest in the NFL. Indianapolis placed second with an average roster age of 25.74 years.
- In 2006, the Packers' average roster age of 25.57 years was the youngest in the league. Tennessee, with an average roster age of 25.77 years, was second.
- Despite being the league's youngest team for a third consecutive season, Green Bay had experienced NFL players at nearly every position. Only five rookies or first-year players appeared on the final two-deep. They were tackle **Breno Giacomini**, linebacker **Spencer Havner**, backup quarterback **Matt Flynn**, guard **Josh Sitton** and defensive end **Jeremy Thompson**.




### NOTE OF THE WEEK

In Week 17 against the Detroit Lions, Green Bay set an NFL record with two receivers, **Donald Driver** (111) and **Greg Jennings** (101), and two rushers, **Ryan Grant** (106) and **DeShawn Wynn** (106), each surpassing over 100 yards.

- According to Elias Sports Bureau, it is the first time in NFL history a team has had two 100-yard rushers and two 100-yard receivers in a single game.

- The Packers offense established season-highs in rushing yards (211) and total net yards (484), while **Aaron Rodgers** set a career high with a 132.2 quarterback rating (21-of-31, 308 yds., 3 TDs).





## PACKERS TEAM NOTES

### PACKERS TRIO TOUGH TO THROW ON

Cornerback **Tramon Williams** has continued his rapid ascension into a playmaker at the NFL level, joining teammates **Nick Collins** and **Charles Woodson** among the NFC leaders in interceptions. Williams finished with five, tied for third in the NFC and sixth in the NFL, while Collins and Woodson led the NFC and finished second in the league with seven.

- ▶ Green Bay was the only NFL team with three players with five-or-more interceptions, while its team total of 22 was tied for third highest.
- ▶ It is the first time since 1996 that the Packers have had three players with five interceptions in a season. In '96 Eugene Robinson picked off six passes, and LeRoy Butler and Doug Evans each posted five.

### TAKEAWAY POINTS KEY FOR PACKERS

Green Bay (plus-seven) finished with the sixth-best turnover ratio in the NFL, its best finish under **Mike McCarthy**.

- ▶ Green Bay had 28 takeaways (22 interceptions, six fumble recoveries) on the season against 21 turnovers (13 interceptions, eight fumbles). The 21 turnovers ties the second-lowest total in franchise history.
- ▶ Thanks to an opportunistic defense, which scored seven touchdowns, and an offense that was able to capitalize after an opponent's mistake, Green Bay led all NFL teams with 124 points off takeaways. Baltimore (123) finished just behind the Packers at No. 2.
- ▶ On the other sideline, the Packers surrendered 75 points off the 21 turnovers this year – 24 of which came at Tampa in Week 4. That point total off turnovers tied for 16th in the NFL.
- ▶ If the Packers don't commit a turnover, they're almost guaranteed to win. A rarity occurred for the Packers in Week 10 at Minnesota: they lost a game in which they did not commit a turnover. They have now won 32 of 34 games playing turnover-free football, since a loss at Dallas, Nov. 18, 1996. Green Bay's only losses in such games during that stretch both came at Minnesota, first in 2005 and again this season.
- ▶ Including playoffs, the Packers have won 35 of their last 37 games without a giveaway.

### RUNNING AT HOME VS. ON THE ROAD

For whatever reason, the Packers failed to run consistently on the road this season. At times a deficit forced the club to abandon the run game, but that doesn't tell the whole story. The numbers show just how big of a gap there was between home and road games in the running game.

- ▶ What the numbers also point out is just how instrumental the run game's performance was to the team's overall success in 2008.
- ▶ Five times a Green Bay running back surpassed 100 yards in a game this season (four by **Ryan Grant**, one by **DeShawn Wynn**). All five 100-yard efforts came at Lambeau Field. The Packers were 3-1 in games in which a running back recorded 100 yards or more.
- ▶ As a team, the Packers failed to total 100-plus rushing yards in five games. One of those came at Lambeau Field (vs. Dallas), while the rest came on the road (at Tampa, at Minnesota, at Jacksonville, at Chicago). The team lost all five contests.
- ▶ Green Bay's four biggest single-game rushing totals (vs. Det., vs. Chi., vs. Car., vs. Min.) all came at home. The team was 3-1 in those games.
- ▶ The team had nearly an equal amount of carries at home as it did on the road, but the production on the road was more than 400 yards less than at Lambeau Field. Perhaps most glaring is that the team nearly averaged two more yards per carry at home than on the road.

	Home	Away
Attempts	220	217
Attempts/Game	27.50	27.13
Rushing Yards	1,107	698
Yards/Game	138.38	87.25
Yards/Attempt	5.03	3.22

### SUPER DUO

Wideouts **Donald Driver** and **Greg Jennings** have to be considered among the league's most dangerous duos at their position.

- ▶ For just the fourth time in franchise history, Green Bay finished with two 1,000-yard receivers in Jennings (1,292) and Driver (1,012).
- ▶ In 2004, Driver (1,208) accomplished the feat with Javon Walker (1,382). Antonio Freeman (1,074) and Bill Schroeder (1,051) both passed the 1,000-yard mark in 1999, while Freeman (1,243) and Robert Brooks (1,010) were the first set of Packers teammates to surpass the milestone in 1997.
- ▶ Green Bay was one of four teams in 2008 to have at least a pair of 1,000-yard receivers. The others were Arizona (L. Fitzgerald 1,431; A. Boldin 1,038; S. Breaston 1,006), Kansas City (T. Gonzalez 1,058; D. Bowe 1,022) and New England (W. Welker 1,165; R. Moss 1,008).

### TOUGH AGAINST QUARTERBACKS

Though it ranked as the No. 12 passing defense in the NFL, Green Bay's talented secondary ranked much higher in a number of key categories.

- ▶ Green Bay was able to smother potential receivers and frustrate opposing signal callers, allowing quarterbacks to complete just 55.4% of their passes. That was the third-lowest opponent completion percentage in the league, slightly behind Baltimore (52.3%) and Philadelphia (54.1%).
- ▶ Its 22 interceptions – tied for third most – came on 518 attempts. That interception percentage (4.2% of passes) ranked No. 4.
- ▶ Opposing quarterbacks through 16 games combined for a passer rating of 71.9, the fourth lowest rating among all NFL defenses. Only Baltimore (60.6), Pittsburgh (63.4) and Tennessee (69.2) held quarterbacks to a lower rating throughout the season.

## IN THE LEAGUE RANKINGS, 2008



### GREEN BAY (Team)

Category	NFC	NFL
Turnover Margin (+7).....	2	6
Total Offense (351.1).....	5	8
Rushing (112.8).....	7	17
Passing (238.3).....	4	8
Total Defense (334.3).....	10	20
vs. Rush (131.6).....	14	26
vs. Pass (202.8).....	6	12
Third-Down Offense (44.2%).....	2	5
Third-Down Defense (38.1%).....	9	14
Red-Zone Offense (60.4%).....	4	6
Red-Zone Defense (56.9%).....	13	23

### GREEN BAY (Individual)

Category	NFC	NFL
Rushing: Grant (1,203).....	6	9
Passing: Rodgers (93.8).....	3	6
Receptions: Jennings (80).....	7	16T
Rec. Yds.: Jennings (1,292).....	5	6
Sacks: Kampman (9.5).....	7	13
Interceptions: Collins (7).....	1T	2T
Woodson (7).....	1T	2T






## PACKERS TEAM NOTES

### UPON A CLOSER LOOK AT THE STATS

In no particular order, some of the good, bad and strange statistics of the 2008 season, with a helpful assist from the Elias Sports Bureau:

- ▶ **Aaron Rodgers'** four rushing scores were the most by a Packers QB since Don Majkowski had five rushing scores in 1989.
- ▶ The Packers had 11 rushing touchdowns on the season, ranked No. 24 among all NFL clubs.
- ▶ Rodgers threw a touchdown pass of 40-plus yards in three straight games (at TB, Atl., at Sea.), becoming the first Packers quarterback with a TD pass of 40-or-more yards in three consecutive games since Lynn Dickey in October 1976.
- ▶ Green Bay scored in every fourth quarter in 2008, a streak that is now at 17 consecutive regular-season games dating back to last season. It is the longest current streak for any team in the NFL.
- ▶ The Packers scored 150 points in the fourth quarter, more than they did in any other quarter. It was the second-most fourth-quarter points in the NFL behind San Diego (152). However, they also ranked No. 2 in the league in fourth-quarter points allowed with 135, more than they allowed in any other quarter, narrowly ahead of Houston (136).
- ▶ Remember the furious finish in Detroit in Week 2? Trailing in the fourth quarter, the Packers reeled off 24 unanswered points to win 48-25. The 23-point margin of victory was the second largest for any NFL team since 1970 in a game that it trailed in the fourth quarter. On Nov. 26, 1978, Buffalo beat the Giants by 24 points, 41-17, despite trailing in the final quarter.
- ▶ Green Bay was one of only four teams in the NFL to have two-or-more punt returns for touchdowns.
- ▶ It would be hard for a wide receiver to get off to a better start than **Greg Jennings** did in 2008. Through five games, he had an NFL-leading 569 yards and three touchdowns. It was the most by a Packers player through the first five games in over 50 years, dating back to Billy Howton's 598 yards in 1956.
- ▶ Who knew Rodgers' TD pass against the Colts in Week 7 would be such a rarity? The Colts defense set an NFL record by only allowing six touchdowns through the air. The previous low was nine by Denver in 1978.
- ▶ Green Bay's pass defense surrendered 141 first downs through the air, fewest in the NFL. Philadelphia ranked No. 2 with 144. However, Green Bay gave up 121 first downs on the ground, seventh most in the league.
- ▶ Against the Panthers in Week 13, the Packers allowed five 1-yard touchdown runs. It marked the first game in NFL history in which one team scored five 1-yard touchdowns.
- ▶ The Packers lost 10 games by an average of 6.30 points, the second-smallest average margin of defeat. San Diego lost eight games by an average of 4.25 points, lowest in the NFL.
- ▶ With a 31-21 win over the Detroit Lions in Week 17, Green Bay improved to 14-1 in regular-season finales since 1994, tops in the NFL over that period. What's more, it was the Packers' 17th consecutive regular-season win over the Lions in Wisconsin. That ranks second among active NFL streaks at one team's home field (Wash. over Det., 18).



minutes after Collins and his wife received some good news as well. The couple had just learned the results of an ultrasound, finding out its third child, due this spring, will be a boy.

- ▶ He finished the season second on the team with 99 tackles, just short of his career high of 102, established in 2006.
- ▶ Collins did set career highs in interceptions, where he was tied with teammate **Charles Woodson** for first place in the NFC with seven, and interception returns for scores with three, which led all NFL players. Coming into 2008, Collins had four career picks in 45 games.
- ▶ He became only the second player in franchise history to post three touchdowns on interception returns in a season, matching **Herb Adderley's** mark set in 1965.

▶ Collins led all NFL players with 295 interception return yards, the sixth-highest single season total in NFL history. It also is a Packers franchise record, besting Bobby Dillon (244, 1956) and Darren Sharper (233, 2002).

▶ Drafted in the second round in 2005 out of Bethune-Cookman, Collins reminded fans of the last player to wear No. 36 in Green Bay – LeRoy Butler. Like the last two Packers safeties to make the Pro Bowl (Butler, Sharper), Collins will make his inaugural trip to Honolulu in his fourth year. He credited Woodson with much of his success this season. Woodson spent time with Collins in the offseason, teaching the young safety the intricacies of reading a quarterback. The duo's hard work will be rewarded with a week in Honolulu as Pro Bowl starters.

### PACKERS, RODGERS IN IT FOR THE LONG HAUL

Earlier this season, the Packers signed QB **Aaron Rodgers** to a contract extension through the 2014 season.

- ▶ In his first season as a starter, Rodgers not only led first-year starters in nearly ever passing category but ranked among the NFL's top 10.
- ▶ His 28 touchdown passes ranked fourth in the NFL, tops among first-year starters and ahead of veteran quarterbacks like Peyton Manning (27), Jay Cutler and Tony Romo (26 each) and Donovan McNabb (23). New England QB Matt Cassell was next closest among first-year starters with 21 TD passes.
- ▶ It's particularly interesting to see how consistent – and consistently good – Rodgers was in his first season under center.
- ▶ Though not a complete or ultimate indicator of a quarterback's performance, the quarterback rating does attempt to rate efficiency.
- ▶ And if it is an accurate barometer of efficiency, then Rodgers was as consistently good as the top signal callers in the league this year.
- ▶ Rodgers had a quarterback rating of 132.2 against the Lions in Week 17, a career high and the eighth game in which he has exceeded a quarterback rating of 100.0.
- ▶ A look at the quarterbacks with the most games with a passer rating of 100.0 or better in 2008:

Player	Games over 100.0
Philip Rivers, SD .....	10
Drew Brees, NO .....	8
Chad Pennington, MIA .....	8
<b>Aaron Rodgers, GB .....</b>	<b>8</b>
Tony Romo, DAL .....	7
Peyton Manning, IND .....	7

### NICK SIX

Fourth-year pro S **Nick Collins** enjoyed his best season to date and was rewarded with the news that he would start at free safety for the NFC in the 2009 Pro Bowl. Collins got the good news while at the hospital just



## PACKERS NOTES - OFFENSE

### A BREAKOUT SEASON

Those close to the team knew that wideout **Greg Jennings** was among the best big-play wideouts in the game. After a breakout third season in the NFL, the rest of the league is fully aware just how dangerous he is.

- ▶ Jennings finished sixth among all NFL receivers with a career-high 1,292 yards, his first 1,000-yard season, and 80 catches, also a career high.
- ▶ Jennings' 21 catches of 20 yards-or-more tied for second in the NFL behind Carolina's Steve Smith (23). Detroit's Calvin Johnson also had 21 catches of 20-plus yards. Of 178 career catches, 44 (24.7%) have gone for 20-plus yards.
- ▶ He also had eight catches go for 40-plus yards, tops in the NFL. Bernard Berrian, Vincent Jackson and Johnson all ranked No. 2 with seven.
- ▶ Among the NFL's top 50 leaders in receptions, Jennings' average of 16.2 yards per catch ranked fourth in the league. Only San Diego's Jackson (18.6), Carolina's Smith (18.2) and Detroit's Johnson (17.1) averaged more yards per catch. Jennings ranked fourth last season as well with 17.4 yards per catch.
- ▶ While he ranks sixth in the NFL in yardage, Jennings (80) finished tied for 16th among receptions leaders. He is the sixth player in franchise history to record an 80-plus catch season.
- ▶ Jennings' long TD catch at Seattle was his 10th of at least 40 yards in length. He has 24 career TDs.
- ▶ His 7-yard TD catch against the Bears in Week 16 lowered his career average on TD receptions. Jennings has a staggering average of 31.3 yards per TD reception for his career.

### GRANT HITS 1,200 MARK

Thanks to his fourth 100-yard effort in Week 17, **Ryan Grant** became the fourth running back in Packers history to surpass 1,200 yards. His 1,203 rushing yards was the seventh-highest single-season total in franchise history.

- ▶ That yardage total ranked ninth in the NFL, while his carries (312) ranked fifth in the league and the fourth highest in franchise history.
- ▶ Earlier, Grant had surpassed the 1,000-yard mark for the first time in his career, becoming the eighth Packers running back to eclipse the mark and making it the 20th such season by a running back in team history.
- ▶ Grant's position coach **Edgar Bennett** accomplished the feat with the Packers in 1995 when he rushed for 1,067 yards on 316 carries.
- ▶ RB Ahman Green was the last Green Bay running back to hit the 1,000-yard mark, which he did six times (2000-04, 2006).
- ▶ In his second professional season Grant also surpassed the 2,000-yard career mark, having nearly hit the century mark in his first season. He enters play in 2009 with 2,159 career yards.

### THE BIG PLAY

Green Bay has been a "big play" offense under Head Coach **Mike McCarthy** and continued that trend this season.

- ▶ Though all of the players at the skill positions returned this season, the team's production through the big play was behind last season's pace. The Packers were close to matching their production through the air, but its lack of big plays on the ground, combined with a number of big plays from the defense and special teams, prevented them from reaching last season's total.
- ▶ The Packers had 58 big plays (gains of 20 yards-or-more) in 2008. Ten came via the rush (Grant 6, Jackson 2, Rodgers, Wynn) and 48 through

the air (Jennings 21, Driver 13, Humphrey 3, Jones 3, D. Lee 3, Nelson 3, Finley 2). That total (58) ranked tied for 12th in the NFL.

- ▶ Quarterback **Aaron Rodgers**' nine TD passes of 20 yards-or-more tied for third highest in the NFL. Drew Brees (12) and Tony Romo (11) led all quarterbacks, with Philip Rivers (9) tied with Rodgers for third.
- ▶ Rodgers tied New Orleans' Brees atop the NFL leaderboard with 16 passes of 40-plus yards.
- ▶ The Packers' 58 big plays on the season was down from a year ago when they finished the season with 67 plays of 20 yards-or-more, second only to Dallas (68). Fifteen of those big plays came on the ground, and 52 came through the air.
- ▶ In 2007, five touchdown runs were of 20 yards-or-more, while 11 touchdowns through the air were of 20 yards-or-more. Of those 11 TDs, eight were of 40 yards or more.
- ▶ It's hard to say a lack of big plays was a major reason for the 6-10 record, as the Packers scored 419 points. The team scored 435 points



in 2007, an average of one more point per game.

▶ The offense's big-play numbers were down thanks to the other phases contributing big plays of their own. The defense and special teams contributed nine touchdowns, a new team record. The Packers also had more long, time-consuming drives this season, with 30 drives of 10 plays-or-more. In 2007, it only had 24 drives of 10 plays-or-more.

### DRIVER PUTS HIS NAME ALL OVER FRANCHISE RECORD BOOK

**Donald Driver** continues to be the model of consistency for the Green Bay Packers offense, and the byproduct of that consistent play was seen this season as Driver began to place his name atop many of the franchise's all-time lists.

- ▶ Driver became the first player in franchise history to record 1,000 receiving yards in a sixth overall season. **James Lofton** and **Sterling Sharpe** each had five 1,000-yard campaigns.
- ▶ He extended his own franchise record with his fifth consecutive season (2004-08) with 1,000 receiving yards. He finished '08 with 1,012. Driver and Indianapolis' Reggie Wayne are the only NFL players with five consecutive 1,000-yard seasons over that span.
- ▶ Driver moved into second place with 577 career catches. He needs 19 receptions to surpass Sharpe (595) on the team's all-time list.
- ▶ As long as Driver is playing, he's a safe bet to catch a pass. He has now caught a pass in 111 consecutive games, besting Sharpe's franchise record of 103 (1988-94).
- ▶ With 7,989 career receiving yards, Driver needs only 3 receiving yards to surpass No. 3 Don Hutson (7,991) and 146 to surpass No. 2 Sharpe on the franchise all-time receiving yards list. Lofton (9,656) ranks No. 1.
- ▶ No one has caught more passes (273) or totaled more receiving yards (3,823) at Lambeau Field than Driver. He stands tied with No. 3 Robert Brooks with 17 TD catches at the stadium. Antonio Freeman (36) ranks first in stadium history, while Sharpe (20) is No. 2.
- ▶ By surpassing 40 career touchdowns, Driver joined the elite group of Hutson (99), Sharpe (65), Freeman (57), Max McGee (50), Lofton (49), Billy Howton (43) and Boyd Dowler (40) as the only Packers with 40 career TD catches. Driver enters 2009 with 43.
- ▶ By recording at least 50 catches in an eighth overall season, Driver established a new franchise record. Lofton and Sharpe each had seven seasons with at least 50 catches.





## PACKERS NOTES - DEFENSE

### WOODSON ENJOYS CAREER YEAR

Cornerback **Charles Woodson** suffered a broken toe against Minnesota on Kickoff Weekend and didn't return to practice as a full participant for another 10 weeks.

- ▶ Despite the injury, Woodson enjoyed perhaps the finest season of his 11-year career. In Week 2, his first game action without hitting the practice field, he responded with two fourth-quarter interceptions, one returned for a score, to seal the victory for Green Bay over Detroit.
- ▶ Against Dallas in Week 3, Woodson matched up against Pro Bowler Terrell Owens, limiting him to just 17 receiving yards on two catches. It was Owens' lowest output since joining the Cowboys in 2006.
- ▶ At Tampa, he picked off a Brian Griese pass in the fourth quarter and returned it for his sixth career touchdown on an interception return.
- ▶ In Seattle, he registered another interception and his first sack since Oct. 2006.
- ▶ Against the Colts, Woodson matched up in the slot against Pro Bowler Reggie Wayne, limiting the receiver to 24 yards on two catches.
- ▶ He picked off passes in each of the last two games, giving him 19 interceptions in 46 games since arriving in Green Bay in 2006. He had 17 career interceptions in 106 career games as a member of the Oakland Raiders.
- ▶ A unanimous selection on the *Pro Football Weekly* midseason All-Pro team, he established a new career high with three sacks.
- ▶ Due to injuries at safety, and the coaching staff wanting to get their best players on the field, Woodson lined up at safety for three consecutive games.
- ▶ He ranked first on the team in passes defended (20), tied for second in sacks (3) and sixth in tackles with 79, matching his career high.
- ▶ Woodson was rewarded for his career season with his fifth Pro Bowl appearance and first since 2001.
- ▶ Among active players, Woodson's six career interception returns for scores ranks near the top of the NFL. Four have come as a member of the Packers:

Player	Team	TDs on INT return
Darren Sharper	Minnesota	8
Ronde Barber	Tampa Bay	7
Ty Law	N.Y. Jets	7
Derrick Brooks	Tampa Bay	6
Aaron Glenn	New Orleans	6
<b>Charles Woodson</b>	<b>Green Bay</b>	<b>6</b>

### DIDN'T MISS A BEAT

While **Al Harris** missed four games recovering from a spleen injury suffered in Week 3, the Packers got to see that second-year pro **Tramon Williams** was ready for the NFL stage.

- ▶ Williams picked off a pass in each of his first three starts for an injured Harris, including a highlight reel full-extension grab to save a touchdown against Atlanta. He finished with five interceptions on the year, tying him for second place in the NFC behind Woodson and **Nick Collins**.
- ▶ Williams is the latest example of a player who has risen from the Packers' practice squad – where he spent the final five weeks of the '06 season – to become a key contributor. He served as one of the team's return men on special teams a year ago and eventually worked his way

up the depth chart at corner, solidifying his role as No. 3.

- ▶ There wasn't any easing in for Harris upon his return from the serious injury. He missed only four games and returned to a full workload, rarely coming off the field over the season's final nine games.
- ▶ Williams has had some terrific teammates to work with and learn from. Woodson is a now five-time Pro Bowler, while Harris was honored as an alternate this season after making his first career appearance a season ago.

### KAMPMAN HEADLINES PASS RUSH

Defensive end **Aaron Kampman**, honored as a Pro Bowl alternate after playing in the game the past two seasons, was the defense's only consistent pass-rush threat this season.



- ▶ Green Bay's 27 sacks ranked as the eighth-lowest total in the league, well down from the pace a season ago when the defense collected 36 sacks.
- ▶ Green Bay set a season high with five sacks against the Lions in Week 2, including a career-high two from **A.J. Hawk**.
- ▶ The Packers surrendered 34 sacks on the year. That ranked as the 14th highest total in the NFL.
- ▶ With defensive end **Cullen Jenkins** (2.5 sacks) out for the season, the Packers tried to rely on younger ends like **Jason Hunter** (2 sacks), **Michael Montgomery** (2.5 sacks), and **Jeremy Thompson** to help ease the pressure on Kampman.
- ▶ With 9.5 sacks on the year, Kampman just missed his third consecutive season of double-digit sacks. **Reggie White** and **Kabeer Gbaja-Biamila** are the only players in team history to record three consecutive seasons with double-digit sacks.

- ▶ Kampman has been a constant in the lineup for Green Bay. He has started 89 of the last 90 games, as his consecutive starts streak was snapped in the 2007 finale when he was held out to rest for the playoff run.
- ▶ Kampman has kept his production up at an elite level, as evidenced by looking at the NFL leaders in sacks since 2006:

Player	Team	Sacks since 2006
DeMarcus Ware	Dallas	45.5
Jared Allen	Minn./K.C.	37.5
<b>Aaron Kampman</b>	<b>Green Bay</b>	<b>37.0</b>
John Abraham	Atlanta	30.5
Mario Williams	Houston	30.5
Joey Porter	Pitt./Miami	30.0
Shawne Merriman	San Diego	29.5

### ANOTHER TEAM RECORD - RETURN YARDAGE

The Packers finished the year with an astounding 685 return yards on their 22 interceptions, tops in the NFL. That was over 200 yards better than the next closest team, Baltimore, which finished the year with 477 return yards on 26 interceptions.

- ▶ McCarthy said his team's ability to make a play after an interception is something the team has repped after every turnover in practice since he arrived in 2006.
- ▶ The 685 return yards is a new franchise record.
- ▶ That beat the previous franchise record established in 1943, when the team had 616 yards on 42 interceptions. In the modern era, the two previous highs were 561 return yards on 27 interceptions in 1965, and the following season when Green Bay had 547 return yards on 28 interceptions. The Packers won the NFL Championship both seasons.



## PACKERS TEAM NOTES

### IN THE FREE AGENCY ERA

The Packers own more NFL championships (12) than any other franchise, but it's not all about past glory for the Green and Gold.

- Talk of unrestricted free agency in the early '90s led many to believe small-town Green Bay would be the first franchise to fold.
- It has been 16 seasons – 256 games – since the advent of free agency in 1993.
- Over that time, the Packers own one of the NFL's best W-L records and have captured seven division titles.
- The Packers have won 10 or more games in nine seasons since 1993.
- A look at the winningest teams in the free-agency era shows eight of the last 12 Super Bowl champions, starting with Green Bay's '96 title:

Team	W-L record	Pct.
New England Patriots	161-95-0	.629
Pittsburgh Steelers	160-95-1	.627
<b>Green Bay Packers</b>	<b>158-98-0</b>	<b>.617</b>
Denver Broncos	154-102-0	.602
Indianapolis Colts	150-106-0	.586
Philadelphia Eagles	141-113-2	.555
Kansas City Chiefs	137-119-0	.535

### THE 'BLACK AND BLUE' DIVISION


Green Bay did not repeat as NFC North champions but did finish in a three-way tie with Chicago and Minnesota for the best division record at 4-2.

- The Packers began the season with two division wins. Since division play opened in 1967, the team has opened the season only one other time with two divisional wins: 1998.
- Head Coach **Mike McCarthy** stresses the importance of division games to his team, and it has responded in each of his three seasons. The Packers' 13-5 division record over the last three seasons is tops in the NFC North, followed by Chicago (12-6) and Minnesota (9-9).
- For his career, McCarthy is 6-0 against Detroit, 5-1 against the Vikings and 2-4 against Chicago.

### BLACKMON SPARKS SPECIAL TEAMS

CB **Will Blackmon** provided plenty of spark in the punt return game. He ranked No. 4 in the NFC and No. 9 in the NFL with a 11.1-yard average on punt returns.

- It was the highest return average by a Packers player since **Desmond Howard's** 15.1-yard average in 1996. That season also was the last time a Green Bay player returned multiple punts for scores (Howard, 3) until Blackmon's effort this year.
- Blackmon provided another special-teams spark with a 65-yard TD return at Minnesota. It was his third career punt return for a TD and second in '08, both of which have come against Minnesota. He returned one 76 yards for a score in Week 1.
- Prior to Blackmon, the last NFL player with a punt return score against the same team in two different games of one regular season was the Cowboys' Wane McGarity.
- In 2000, McGarity had a 64-yard punt return for a TD at Arizona. Later in the season, he returned a punt 59 yards for a touchdown against the Cardinals in Dallas.
- Blackmon also was a staple on the special teams kick and punt coverage units, as he led the club in special teams stops with 18, a career-high.



### PACKERS IN WEEKLY 2008 TEAM RANKINGS



After Week...	Opp.	NFL Offense			NFL Defense		
		Total	Rush	Pass	Total	Rush	Pass
1	MIN	14T	12	17	25	30	13
2	at Det	6	11	9	22	22	20
3	DAL	8	15	7	27	26	22
4	at TB	15	23	10	26	26	15
5	ATL	11	23	8	26	27	13
6	at Sea	14	21T	10	20	27	7
7	IND	14	22	10	15	25	9
8	(bye)	16	23T	10	17	25	6
9	at Ten	14	21	9	20	27	5
10	at Min	19	23	11	21	28	3
11	CHI	16	19T	11	16	27	3
12	at NO	15	20	12	17	26	6
13	CAR	12	18	10	17	27	5
14	HOU	11	18	10	23	27	12
15	at Jax	10	21	9	24	26	13
16	at Chi	11	21	9	22	26	12
17	DET	8	17	8	20	26	12
Packers in 2007		2	21	2	11	14	12
Packers in 2006		9	23	8	12	13	17
Packers in 2005		18	30	7	7	23	1
Packers in 2004		3	10	3	25	14	25
Packers in 2003		4	3	16	17	10	23
Packers in 2002		12	12	10	12	21	3
Packers in 2001		6	21	3	12	16	15
Packers in 2000		15	23	8	15	8	19
Packers in 1999		9	21	7	19	22	18
Packers in 1998		5	25	3	4	4	10
Packers in 1997		4	12	3	7	20	8
Packers in 1996		5	11	5	1	4	1
Packers in 1995		7	26	3	14	7	21
Packers in 1994		9	19	9	6	3	15
Packers in 1993		19	22	18	2	8	7
Packers in 1992		15	21	9	23	16	23

### YOUNG UNDER CENTER

Packers quarterback **Aaron Rodgers** was a mainstay in the headlines prior to the 2008 season as he became the first quarterback not named Favre to start under center for Green Bay in nearly 16 years.

- Don Majkowski started for the Packers against the Bengals on Sept. 20, 1992, and 253 games later, Rodgers got the nod.
- While Rodgers was in his first year as a starter, it's not as if he was new to the NFL. Rodgers was in his fourth year in the NFL – his third in Mike McCarthy's West Coast offense – and was already among the most tenured players in the locker room. Of the final 53-man roster, only six had been in Green Bay longer than Rodgers.
- Even with his seniority on the league's youngest club, Rodgers is still young among starting NFL quarterbacks.
- A look at the youngest quarterbacks to start a game in the NFC in '08:

Player	Team	Age
Matt Ryan	Atlanta	23 (5/17/85)
<b>Aaron Rodgers</b>	<b>Green Bay</b>	<b>25 (12/2/83)</b>
Tarvaris Jackson	Minnesota	25 (4/21/83)
Kyle Orton	Chicago	26 (11/14/82)
Jason Campbell	Washington	27 (12/31/81)





## PACKERS TEAM NOTES

### LEE LEADS SOLID TIGHT END GROUP

After a slow statistical start to the season, tight end **Donald Lee** found the end zone five times, proving to be one of **Aaron Rodgers'** most reliable targets inside the red zone.

- Lee put up similar numbers to his breakout season in 2007, ranking third on the team in receptions (39), fourth in receiving yards (303) and tied for second in touchdown catches (5).
- Lee is the first tight end to post 39-or-more catches in back-to-back seasons since Jackie Harris (1992-93).
- His 20-yard scoring play against the Texans was his 15th career touchdown as a member of the Packers, tying him with No. 5 Ron Kramer on the team's all-time tight ends list. Paul Coffman (1978-85) leads all Packers tight ends with 39 TD catches, while Bubba Franks (2000-07) ranks second with 32.
- The Packers also got some solid production out of backups **Tory Humphrey** and **Jermichael Finley**. Of Humphrey's 11 catches, three were for 20 yards-or-more as the third-year pro was able to finally stay healthy for the first time in his pro career. Finley, a third-round selection, flashed his enormous potential at the end of the season, hauling in a reception of 20-plus yards in each of the last two games and his first career TD catch in Week 17.

### STEADY LB PLAY FOR GREEN BAY

Green Bay's linebackers faced a tall task when **Nick Barnett** was lost for the season with a knee injury in Week 10 at Minnesota.

- Barnett had been the team's leading tackler (68) up to that point, but also noteworthy was the fact that he wore the defensive mic in its debut season in the NFL.
- **A.J. Hawk** switched to middle linebacker – a position he hadn't played since high school – and became the signal caller for the defense. For the second time in his three pro seasons, Hawk led the defense in tackles, recording 121 in 2008. Hawk has started all 50 games for the Packers (48 regular season, 2 playoffs) since arriving in 2006.
- **Brandon Chillar**, the team's only free agent acquisition last year, came in as a coverage specialist and didn't disappoint. While totaling 65 tackles and a sack, he was a valuable presence in coverage, where he was credited with a career-high nine passes defended. No tight end went over 100 yards receiving against the Packers in 2008, a position that went over 100 yards receiving three times against the Packers in 2007.
- **Brady Poppinga** had another solid season, ranking seventh on the club with 77 tackles, while **Desmond Bishop** exhibited play-making ability with a team-high three forced fumbles.



### DON'T CHALLENGE THE CALL AGAINST THE PACK

Green Bay opponents did not have much success when challenging a referee's call. In 2008, opponents were 1-for-8.

- Green Bay challenged seven calls on the year, winning four of them.

### SUCCESS IN THE RED ZONE

Green Bay finished as one of the league's top offenses inside the 20-yard line, No. 4 in the NFC and No. 6 overall.

- On offense, the Packers scored touchdowns on 29-of-48 possessions

in the red zone (60.4%). It kicked 16 field goals inside the 20-yard line, scoring on 93.8% of all red-zone possessions.

- Green Bay's defense inside the 20-yard line did not fare as well, allowing 29 touchdowns on 51 possessions (56.9%). That ranked 23rd among NFL teams. It had been ranked in the top 10 for most of the season until allowing Carolina to score on all five red-zone trips, the beginning of the decline for the Packers' red-zone defense.
- A side result of Green Bay's big-play offense was not as many trips inside the opponent's 20-yard line. In fact, Green Bay scored 103 points on offense outside of the red zone (10 touchdowns, 11 field goals), tied for 10th most in the NFL.
- The Packers defense excelled in its takeaway ability, and the red zone was no different. Of the 51 red-zone possessions, the Packers defense came away with seven takeaways, tied with the New York Jets for tops in the NFL. Green Bay had four interceptions in the red zone, the league's second-highest total, and three fumble recoveries, also the league's second-highest total.
- Quarterback **Aaron Rodgers** made the most of his red-zone opportunities this season. Nineteen of his 28 TD passes came inside the 20-yard line.
- Rodgers, who did not throw an interception in the red zone this season, had the most red-zone touchdown passes without an interception by any quarterback in the league in 2008.

### FLAGS ON THE FIELD

One-hundred-and-twenty-five penalties were called against the Packers – tied for third most in the NFL – an area of concern heading into the offseason for Green Bay.

- One-hundred-and-ten of the Packers' penalties were accepted, resulting in a league-high 984 penalty yards. Dallas (952), Tennessee (855), Tampa Bay (834) and Oakland (823) rounded out the top 5.
- The Packers drew penalties against their opponents, too. Eighty-nine opponent penalties were accepted by Green Bay, resulting in 721 penalty yards. That yardage total ranked No. 15.

### THE LAMBEAU ADVANTAGE

The crown jewel of the National Football League, Lambeau Field has long been known as one of the tougher venues to play in, particularly during the harsh Wisconsin winter.














- With the season-ending win over Detroit, the Packers have won 13 of their last 18 regular-season games at Lambeau Field.
- McCarthy has stated consistently that one of the team's goals is to reclaim the mystique of playing at Lambeau Field. Mission accomplished. The team is 11-5 at home over the last two seasons, a marked improvement over the prior three seasons (10-14 combined).
- Since **Ron Wolf** and **Mike Holmgren** began the revitalization of the franchise in 1992, Green Bay owns the best home record in the NFL. A look at the top home W-L records since the '92 season:

Team	W-L record	Pct.
Green Bay	101-35-0	.743
Denver	99-37-0	.728
Pittsburgh	98-37-1	.724
Kansas City	93-43-0	.684
Minnesota	92-44-0	.676



## PACKERS TEAM NOTES

### 2009 OPPONENTS

			NFL Rank	
		<u>Record</u>	<u>Offense</u>	<u>Defense</u>
	at Arizona Cardinals.....(9-7)		4	19
	Baltimore Ravens .....(11-5)		18	2
	Chicago Bears .....(9-7)		26	21
	Cincinnati Bengals .....(4-11-1)		32	12
	at Cleveland Browns.....(4-12)		31	26
	Dallas Cowboys .....(9-7)		13	8
	Detroit Lions.....(0-16)		30	32
	Minnesota Vikings .....(10-6)		17	6
	at Pittsburgh Steelers.....(12-4)		22	1
	San Francisco 49ers...(7-9)		23	13
	Seattle Seahawks.....(4-12)		28	30
	at St. Louis Rams.....(2-14)		27	28
	at Tampa Bay Buccaneers..(9-7)		14	9

### THE IMPORTANCE OF THIRD DOWN

Green Bay's performance on third down was admirable on both offense and defense.

- The Packers ranked fifth in third-down offense, having converted 99-of-224 (44.2%) opportunities. The Packers offense finished 2007 ranked eighth in the category at 42.6%.
- Green Bay's third-down defense allowed 80-of-210 (38.1%), 14th in the NFL. Last season, the club was among the league's best, ranking No. 3 overall by allowing opponents to convert 33.0%.
- **Aaron Rodgers** finished as the NFL's third-ranked passer on third down with a passer rating of 105.8 (103-of-161, 64.0%, 1,327 yards).
- Fourteen of Rodgers' 28 TD passes came on third down, second most among signal callers to San Diego's Philip Rivers (15). New Orleans' Drew Brees (11) and Philadelphia's Donovan McNabb (11) were the only other quarterbacks to hit double digits in the category.

### ALONG THE LINE

Linemen **Daryn Colledge** and **Jason Spitz** proved how flexible – and durable – they were in 2008.

- Colledge earned one start at left tackle, one at right tackle and 14 at his primary position of left guard.
- Spitz also started at three different positions this season. He earned two starts at left guard, three starts at center and 11 starts at his primary position of right guard.
- Both 2006 draft picks, the duo were the only Packers to play 100 percent of the snaps on their respective side of the ball. Both played all 1,049 snaps on offense in 2008.
- "We would like to line up and play with the same five guys for 16 games," Head Coach **Mike McCarthy** said at the end of the season. "But we've got to remember why we're in this mode that we are in, and it's because of injuries."
- "We created competition that you like to do. It is a group that is young, that if you look at the experience Jason Spitz and Daryn Colledge have compared to other third-year players, you have to feel very good about that. I feel very good about the level of play that they have given us. But we would like to settle in on five starting guys, and we'll create that completion in the offseason."

### RIGHT ON TARGET

Quarterback **Aaron Rodgers** completed 18 of 22 passes (81.8 percent) in the Packers' win over the Vikings Sept. 8, his first career NFL start.

- According to Elias Sports Bureau, only one quarterback completed a higher percentage of his passes in his first NFL start (minimum 20 attempts) since 1950. Rob Johnson was 20 for 24 (83 percent) in his first NFL start for the 1997 Jaguars.
- Additionally, Rodgers' completion percentage ranked fourth all-time in Packers history for a single game (minimum 20 attempts).
- Quarterback Lynn Dickey (1976-77, 79-85) owns the top two spots on the franchise list. He completed 19-of-21 (90.5 percent) at New Orleans on Dec. 13, 1981, and was 27-for-31 (87.1 percent) at Houston on Sept. 4, 1983.
- Brett Favre (1992-2007) stands at No. 3 on the list. He connected on 23-of-28 passes (82.1 percent) at Cleveland on Nov. 19, 1995.





## PACKERS TEAM NOTES



### 2008 HONOR ROLL



#### **CB Will Blackmon**

Week 1 - NFC 'Special Teams Player of the Week'

#### **S Nick Collins**

2009 Pro Bowl selection (first career)

#### **RB Ryan Grant**

Week 11 - FedEx Ground NFL Player of the Week

#### **Head Coach Mike McCarthy**

Week 11 - Motorola Coach of the Week

#### **QB Aaron Rodgers**

Week 2 - FedEx Air NFL Player of the Week

#### **S Aaron Rouse**

Week 7 - NFC 'Defensive Player of the Week'

#### **CB Charles Woodson**

2009 Pro Bowl selection (fifth career)

September - NFC Defensive Player of the Month

### DEFENSE SUCCUMBS TO BIG PLAYS

A major issue in Green Bay's defensive performance was its propensity to give up the big play, often at costly points in the game.

- ▶ The Packers allowed 56 plays of 20-plus yards this season, tied with Philadelphia for the 12th-highest total in the league.
- ▶ Most troubling was that those big plays were costing the Packers on the scoreboard. They have allowed 13 touchdowns on plays of 20 yards or more, tied with Oakland for the second-highest total in the NFL. Three teams (Arizona, Detroit, N.Y. Giants) allowed 14 big-play touchdowns.
- ▶ The Packers allowed 15 big runs this season — tied for sixth highest in the league — and 41 big passes — tied for 15th.

### ARE YOU EXPERIENCED?

The Green Bay Packers entered the 2008 season with three quarterbacks on the roster: **Aaron Rodgers**, **Matt Flynn** and **Brian Brohm**. Rookies Flynn (LSU) and Brohm (Louisville) served as the backups.

- ▶ None of the three players had ever started an NFL game, but that's not necessarily rare in this day and age in the NFL.
- ▶ In fact, it marked the third time this decade that a team went into its opening game of a season without a quarterback on the roster who had ever started an NFL game. The two previous instances showed decidedly different results.
- ▶ In **2006**, the San Diego Chargers began the season with two quarterbacks on the roster, neither of whom had started an NFL game: starter Philip Rivers and rookie backup Charlie Whitehurst. Rivers, a third-year pro in his first season as the starter, went to the Pro Bowl that season as the Chargers finished an NFL-best 14-2.
- ▶ In **2001**, the Carolina Panthers had three quarterbacks on the opening-day roster who had never started a game before: Chris Weinke, Dameyune Craig and Matt Lytle. The team finished 1-15.

### SUCCESS WITH YOUNG QUARTERBACKS


Head Coach **Mike McCarthy** is known around the league as one of the preeminent teachers of quarterbacks.

- ▶ McCarthy had two new pupils in **Matt Flynn** and **Brian Brohm**, rookie draft picks who served as the No. 2 and No. 3 backup quarterbacks, respectively, to starter **Aaron Rodgers**.
- ▶ While his work with starting QBs with names like Favre and Montana is well-documented, McCarthy's work with some of the backup QBs in his various coaching stops around the NFL is just as impressive.
- ▶ During his stint in K.C. (1993-98), McCarthy worked with backup Rich Gannon. Gannon said of his time with McCarthy: "He's the guy that really helped catapult my career. He was the guy who really taught me the West Coast system of football. He really taught me how to prepare for a game, taught me how to watch film, how to break down an opponent, how to study. It was really those things I took with me to Oakland."
- ▶ In Oakland, Gannon was a four-time Pro Bowler, two-time first-team All-Pro and 2002 NFL MVP.
- ▶ As quarterbacks coach for the Packers in 1999, McCarthy worked with Matt Hasselbeck in his first season on the Packers' active roster. Hasselbeck is a three-time Pro Bowler.
- ▶ During his time as offensive coordinator in New Orleans (2000-04), McCarthy tutored young quarterbacks Marc Bulger and Jake Delhomme. Bulger has been to two Pro Bowls with the St. Louis Rams, while Delhomme was a Pro Bowler in 2005 with Carolina.
- ▶ Considering the fine year Rodgers had in his first season as a starter, he may soon join the long list of Pro Bowlers who have been tutored by McCarthy. Of course, McCarthy will have plenty of things for all three Packers signal callers to work on when quarterback school begins in mid-March.

### SOME GOOD COMPANY

Through his first three career starts, **Aaron Rodgers** totaled 796 passing yards and no interceptions.

- ▶ Rodgers became the third NFL quarterback since 1970 with 500-or-more passing yards and no interceptions over his first three career starts.
- ▶ The others were **Warren Moon** with Houston in 1984 (778 passing yards) and **Tom Brady** with New England in 2001 (618 passing yards).
- ▶ Moon, an NFL rookie in 1984, led the Oilers to a 3-13 mark in his first season as a starter. The nine-time Pro Bowler was inducted into the Pro Football Hall of Fame in 2006.
- ▶ Brady's first start came in Week 3 of the 2001 season. That season, he led the Patriots to an 11-5 regular-season mark and victory in Super Bowl XXXVI. A four-time Pro Bowl selection, he is a three-time Super Bowl champion.





## INDIVIDUAL NOTES & STREAKS

### 27 WILL BLACKMON

- ▶ With three career punt returns for touchdowns, is tied atop the team's all-time list with Desmond Howard (1996, 1999).

### 76 CHAD CLIFTON

- ▶ Has played in 131 career games, including 126 starts.
- ▶ Has started 94 of last 96 games since returning from a serious pelvic injury that ended his 2002 season. Has missed two games due to illness ('06 at Miami, '08 at Tennessee) over that span.

### 36 NICK COLLINS

- ▶ His seven interceptions on the season were a career high, giving him 11 for his career.
- ▶ Established a new franchise record with 295 interception return yards, besting Bobby Dillion (244 in 1956) and Darren Sharper (233 in 2002).
- ▶ The 295 interception return yards is the sixth-highest single-season total in NFL history.
- ▶ Tied with Herb Adderley (1965) for team single-season record with three interception returns for touchdowns.
- ▶ First NFL safety to have three interception return TDs since Kansas City's Lloyd Burruss in 1986.
- ▶ With four interception returns for scores in his career, matches No. 4 Johnny (Blood) McNally and Charles Woodson on Green Bay's all-time career list. With another, would match No. 2 Dillon and Sharper, each of whom returned five.
- ▶ With four career defensive touchdowns as a member of the Packers (four interceptions), ties No. 4 (Blood) McNally, Charley Brock and Keith McKenzie.



- ▶ Has a reception in 111 consecutive games, besting the franchise's previous long streak of Sharpe's 103 (1988-94).
- ▶ Needs 3 receiving yards to surpass No. 3 Don Hutson (7,991) and 146 to surpass No. 2 Sharpe (8,134) on the franchise's all-time receiving yards list. Lofton (9,656) ranks No. 1. Driver enters '09 at No. 4 with 7,989 career receiving yards.
- ▶ Is the all-time leading receiver at Lambeau Field, having surpassed Antonio Freeman (3,477 yards) this season. Driver has 3,823 career receiving yards at the stadium.
- ▶ Also is Lambeau Field's all-time leader in receptions with 273. Freeman (213) ranks No. 2.
- ▶ Stands tied with No. 3 Robert Brooks with 17 touchdown receptions at Lambeau Field. Freeman (36) ranks first in the stadium's history, while Sharpe (20) is No. 2.

▶ Recorded his 20th career 100-yard receiving game vs. Detroit to match No. 4 Freeman (20) on the team's all-time list. Needs four 100-yard games to equal No. 3 Hutson (24).

▶ With 43 career TD receptions, joins Hutson (99), Sharpe (65), Freeman (57), Max McGee (50), Lofton (49), Billy Howton (43) and Boyd Dowler (40) as the only Packers with 40 career TD catches.

▶ Also is only the second Packers player with four 80-catch seasons, joining Sharpe (four).

### 25 RYAN GRANT

- ▶ Finished the season with 1,203 yards on 312 carries. The yardage total ranks seventh all-time on the franchise single-season list, while the carries total ranks fourth.
- ▶ Became the eighth back in franchise history to surpass 1,000 yards in a season, making it the 20th such season by a running back in Packers history.
- ▶ In his first two NFL seasons, has totaled 2,159 rushing yards. That ranks eighth among all NFL players over that period.
- ▶ Had four 100-yard games in 2008, giving him nine for his career.

### 2 MASON CROSBY

- ▶ His 127 points is the sixth-highest point total with no touchdowns in team history. His 268 career points is the most ever by a Green Bay kicker over a two-season span.
- ▶ For his career, has hit 38-of-42 field goals from 39 yards-and-closer.
- ▶ Has hit 14-of-20 field goals from 40-49 yards.
- ▶ Has hit 6-of-11 field goals from 50-plus yards.

### 80 DONALD DRIVER

- ▶ Became the first player in franchise history with 1,000 receiving yards in a sixth overall season. James Lofton and Sterling Sharpe each had five 1,000-yard campaigns.
- ▶ Extended another Packers record by recording his fifth consecutive season (2004-08) with 1,000 receiving yards. Driver had 1,012 yards.
- ▶ Needs 19 receptions to surpass No. 1 Sharpe (595) on the team's all-time receptions list. Driver, with 577 career catches, is No. 2.
- ▶ For the eighth time had 50-plus receptions, a new franchise record. Lofton and Sharpe each had seven seasons with 50-plus catches.

### 31 AL HARRIS

- ▶ Saw his consecutive games played streak end at 175 games (163 regular season, 12 playoffs), a streak that began in Philadelphia in 1998.
- ▶ Also saw consecutive starts streak come to an end in Week 4. Harris had started all 83 regular-season games since coming to Green Bay in '03.
- ▶ Has 112 career starts.
- ▶ Needs to return one interception for a touchdown to tie No. 5 Charley Brock, Doug Hart and Ken Ellis (all with three) on Green Bay's all-time career list. With a second TD on an interception, would match No. 4 Johnny (Blood) McNally, Nick Collins and Charles Woodson (4).

Two years after he co-founded the Packers with Curly Lambeau, George Calhoun began writing a piece called The Dope Sheet, which served as the official press release and game program from 1921-24.







## INDIVIDUAL NOTES & STREAKS

### **50 A.J. HAWK**

- Has tallied over 120 tackles in each of his first three seasons.
- Has started every game in his pro career (48 regular season, 2 playoffs).
- In Week 2, set single-game career high with two sacks.

### **85 GREG JENNINGS**

- Ranked sixth in the NFL in receiving yards (1,292), tied for second in 20-plus yard catches (21) and first in 40-plus yard catches (eight).
- Established career highs in receiving yards (1,292) and receptions (80). The yardage total ranks 10th all-time on the team's single-season list, while Jennings becomes the sixth Packers player with 80-plus catches.
- Has caught a pass in 43 consecutive games.
- Registered his first 1,000-yard season, becoming the 10th player in franchise history to do so.
- Established a career high with 167 receiving yards in Week 4.
- Had five 100-yard receiving games, giving him nine for his career.
- Surpassed 2,000 career receiving yards in Week 4 at Tampa Bay, his 31st career game. Jennings now has 2,844.
- Surpassed 1,000 career receiving yards on the 82-yard, game-winning touchdown catch in OT vs. Denver last season, his 19th career game.

### **74 AARON KAMPMAN**

- His 37 sacks since 2006 ranks third among all NFL players.
- This season surpassed Ezra Johnson (41½) on the team's all-time sacks list. Kampman (50½) is at No. 4.
- Became the fourth player to record 50 sacks with the Packers, joining Kabeer Gbaja-Biamila (74½), Reggie White (68½) and Tim Harris (55).
- Has tallied over 85 tackles for four consecutive seasons.
- Has started 89 of the last 90 games, only missing the 2007 regular-season finale to rest for the playoffs.

### **86 DONALD LEE**

- With 15 career touchdowns, matches No. 5 Ron Kramer (15) on the franchise's all-time tight ends list.
- His 11 touchdowns over the last two seasons ranks tied for fourth among all tight ends behind Dallas Clark (17), Antonio Gates (17) and Tony Gonzalez (15). Jason Witten also has 11 touchdowns.

### **12 AARON RODGERS**

- Became only the second player in NFL history to surpass 4,000 yards passing in the same season in which he made his first career start. Kurt Warner (4,353) accomplished the feat during his MVP season in 1999.
- Is the fourth player in Packers history to surpass the 4,000-yard mark, joining Lynn Dickey (1), Brett Favre (5) and Don Majkowski (1).
- Among quarterbacks in the NFL in 2008, ranked fourth in passing yards (4,038), fourth in touchdowns (28), sixth in QB rating (93.8), 10th in completion percentage (63.6%), tied for fifth in 20-plus yard passes (48) and tied for first in 40-plus yard passes (16).
- Has four career 300-yard games and four 3-TD games.
- Had a passer rating over 100.0 in eight games in 2008.
- His four rushing touchdowns were the most by a Packers quarterback since Don Majkowski (5) in 1989.
- Became the first quarterback other than Brett Favre to start a Packers game since Don Majkowski, Sept. 20, 1992.

### **65 MARK TAUSCHER**

- Had played in 122 career games, including 120 starts, before his season ended with a knee injury in Week 14.

### **38 TRAMON WILLIAMS**

- Established career highs in nearly every statistical category, including tackles (52), interceptions (5) and passes defended (14).

### **21 CHARLES WOODSON**

- Has 36 career interceptions, 19 in 46 games since coming to Green Bay in 2006. Woodson had 17 interceptions in 106 games with Oakland.
- Established a single-season career high with three sacks.
- With four interception returns for scores, matches No. 4 Nick Collins and Johnny (Blood) McNally on Green Bay's all-time career list. With another, would match No. 2 Bobby Dillon and Darren Sharper, each of whom returned five.
- With five defensive touchdowns as a member of the Packers (four interceptions, one fumble return), ties No. 4 Dillon and Doug Hart on the team's all-time list.

## PRONUNCIATION GUIDE

### **PLAYERS**

Allen Barbre	BAR-ber
Atari Bigby	ah-TARR-ee BIG-bee
Brian Brohm	BRAH-m
Brandon Chillar	Chill-ER
Daryn Colledge	College
Breno Giacomini	Breh-NO GEE-ah-coh-MEE-knee
Brett Goode	G-ewd
Justin Harrell	HAIR-uhl
Spencer Havner	HAY-vner
Cullen Jenkins	KULL-en
Aaron Kampman	CAMP-man
Jeremy Kapinos	CAP-eh-nos
John Kuhn	KOON
Danny Lansanah	lan-SAN-ah
Ruvell Martin	roo-VELL
Tony Moll	MALL

Charlie Peprah	PEP-rah
Ryan Pickett	PICK-ett
Brady Poppinga	puh-PING-gah
Aaron Rouse	ROUSE
Josh Sitton	SITT-en
Jason Spitz	SPITTS
Mark Tauscher	TAU-scher
Anthony Toribio	tuh-RIB-ee-oh
Tramon Williams	trah-MAHN

### **COACHES**

James Campen	KAMP-en
Tom Clements	KLEMM-ints
Jerry Fontenot	FON-tin-oh
Ben McAdoo	MACK-ah-doo
Shawn Slocum	SLOW-kumm



## 2008 REGULAR-SEASON STATISTICS

	Packers	Opponent
<b>TOTAL FIRST DOWNS</b> .....	<b>299</b>	<b>295</b>
Rushing.....	99	121
Passing.....	182	141
Penalty.....	18	33
3rd Down: Made/Att.....	99/224	80/210
3rd Down Pct.....	44.2	38.1
4th Down: Made/Att.....	8/18	17/23
4th Down Pct.....	44.4	73.9
<b>POSSESSION AVG.</b> .....	<b>31:20</b>	<b>28:40</b>
<b>TOTAL NET YARDS</b> .....	<b>5618</b>	<b>5349</b>
Avg. Per Game.....	351.1	334.3
Total Plays.....	1012	1003
Avg. Per Play.....	5.6	5.3
<b>NET YARDS RUSHING</b> .....	<b>1805</b>	<b>2105</b>
Avg. Per Game.....	112.8	131.6
Total Rushes.....	437	458
<b>NET YARDS PASSING</b> .....	<b>3813</b>	<b>3244</b>
Avg. Per Game.....	238.3	202.8
Sacked/Yards Lost.....	34/231	27/140
Gross Yards.....	4044	3384
Att./Completions.....	541/343	518/287
Completion Pct.....	63.4	55.4
Had Intercepted.....	13	22
<b>PUNTS/AVERAGE</b> .....	<b>65/41.4</b>	<b>76/44.3</b>
Net Punting Avg.....	65/35.7	76/37.4
<b>PENALTIES/YARDS</b> .....	<b>110/984</b>	<b>89/721</b>
<b>FUMBLES/BALL LOST</b> .....	<b>25/8</b>	<b>20/6</b>
<b>TOUCHDOWNS</b> .....	<b>48</b>	<b>43</b>
Rushing.....	11	20
Passing.....	28	22
Returns.....	9	1

### SCORE BY PERIODS

	Q1	Q2	Q3	Q4	OT	PTS
PACKERS	61	133	75	150	0	419
OPPONENTS	65	103	71	135	6	380

### SCORING

	TD	-Ru	-Pa	-Rt	K-PAT	FG	S	PTS
Mason Crosby.....	0	0	0	0	46/46	27/34	0	127
Greg Jennings.....	9	0	9	0			0	56
Donald Driver.....	5	0	5	0			0	30
Ryan Grant.....	5	4	1	0			0	30
Donald Lee.....	5	0	5	0			0	30
Aaron Rodgers.....	4	4	0	0			0	24
Nick Collins.....	3	0	0	3			0	18
John Kuhn.....	3	1	2	0			0	18
Will Blackmon.....	2	0	0	2			0	12
Jordy Nelson.....	2	0	2	0			0	12
Charles Woodson.....	2	0	0	2			0	12
Ruvell Martin.....	1	0	1	0			0	8
Jermichael Finley.....	1	0	1	0			0	6
Korey Hall.....	1	0	1	0			0	6
Jason Hunter.....	1	0	0	1			0	6
Brandon Jackson.....	1	1	0	0			0	6
James Jones.....	1	0	1	0			0	6
Aaron Rouse.....	1	0	0	1			0	6
DeShawn Wynn.....	1	1	0	0			0	6
<b>PACKERS</b> .....	<b>48</b>	<b>11</b>	<b>28</b>	<b>9</b>	<b>46/46</b>	<b>27/34</b>	<b>0</b>	<b>419</b>
<b>OPPONENTS</b> .....	<b>43</b>	<b>20</b>	<b>22</b>	<b>1</b>	<b>39/39</b>	<b>25/30</b>	<b>3</b>	<b>380</b>

2-Point Conversions: Jennings, Martin, Team 2-2, Opponents 1-4

**SACKS:** Aaron Kampman 9.5, A.J. Hawk 3, Charles Woodson 3, Cullen Jenkins 2.5, Michael Montgomery 2.5, Jason Hunter 2, Ryan Pickett 1.5, Desmond Bishop 1, Brandon Chillar 1, Colin Cole 0.5, Kabeer Gbaja-Biamila 0.5, PACKERS 27, OPPONENTS 34

### RUSHING

	No	Yds	Avg	Long	TD
Ryan Grant.....	312	1203	3.9	57	4
Brandon Jackson.....	45	248	5.5	32	1
Aaron Rodgers.....	56	207	3.7	21	4
DeShawn Wynn.....	8	110	13.8	73t	1
Kregg Lumpkin.....	1	19	19.0	19	0
John Kuhn.....	8	10	1.3	3	1
Donald Driver.....	2	4	2.0	6	0
Matt Flynn.....	4	4	1.0	6	0
Derrick Frost.....	1	0	0.0	0	0
<b>PACKERS</b> .....	<b>437</b>	<b>1805</b>	<b>4.1</b>	<b>73t</b>	<b>11</b>
<b>OPPONENTS</b> .....	<b>458</b>	<b>2105</b>	<b>4.6</b>	<b>60t</b>	<b>20</b>

### PASSING

	Att	Cmp	Yds	Cmp%	Yds/Att	TD	TD%	Int	Int%	Long	Sack/Lost	Rating
Aaron Rodgers.....	536	341	4038	63.6	7.53	28	5.2	13	2.4	71t	34/231	93.8
Matt Flynn.....	5	2	6	40.0	1.20	0	0.0	0	0.0	3	0/0	47.9
<b>PACKERS</b> .....	<b>541</b>	<b>343</b>	<b>4044</b>	<b>63.4</b>	<b>7.48</b>	<b>28</b>	<b>5.2</b>	<b>13</b>	<b>2.4</b>	<b>71t</b>	<b>34/231</b>	<b>93.3</b>
<b>OPPONENTS</b> .....	<b>518</b>	<b>287</b>	<b>3384</b>	<b>55.4</b>	<b>6.53</b>	<b>22</b>	<b>4.2</b>	<b>22</b>	<b>4.2</b>	<b>70t</b>	<b>27/140</b>	<b>71.9</b>

### RECEIVING

	No	Yds	Avg	Long	TD
Greg Jennings.....	80	1292	16.2	63	9
Donald Driver.....	74	1012	13.7	71t	5
Donald Lee.....	39	303	7.8	26	5
Jordy Nelson.....	33	366	11.1	29t	2
Brandon Jackson.....	30	185	6.2	18	0
James Jones.....	20	274	13.7	46	1
Ryan Grant.....	18	116	6.4	17t	1
Ruvell Martin.....	15	149	9.9	17	1
Tory Humphrey.....	11	162	14.7	37	0
Korey Hall.....	7	38	5.4	11	1
Jermichael Finley.....	6	74	12.3	35	1
John Kuhn.....	4	21	5.3	13	2
DeShawn Wynn.....	3	30	10.0	16	0
Kregg Lumpkin.....	3	22	7.3	12	0
<b>PACKERS</b> .....	<b>343</b>	<b>4044</b>	<b>11.8</b>	<b>71t</b>	<b>28</b>
<b>OPPONENTS</b> .....	<b>287</b>	<b>3384</b>	<b>11.8</b>	<b>70t</b>	<b>22</b>

### INTERCEPTIONS

	No	Yds	Avg	Long	TD
Nick Collins.....	7	295	42.1	62t	3
Charles Woodson.....	7	169	24.1	62t	2
Tramon Williams.....	5	78	15.6	39	0
Aaron Rouse.....	2	136	68.0	99t	1
Atari Bigby.....	1	7	7.0	7	0
<b>PACKERS</b> .....	<b>22</b>	<b>685</b>	<b>31.1</b>	<b>99t</b>	<b>6</b>
<b>OPPONENTS</b> .....	<b>13</b>	<b>70</b>	<b>5.4</b>	<b>42</b>	<b>0</b>

### PUNTING

	No	Yds	Avg	Net	TB	In 20	LG	Blk
Derrick Frost.....	48	2021	42.1	36.1	5	8	65	0
Jeremy Kapinos.....	17	667	39.2	34.5	1	7	55	0
<b>PACKERS</b> .....	<b>65</b>	<b>2688</b>	<b>41.4</b>	<b>35.7</b>	<b>6</b>	<b>15</b>	<b>65</b>	<b>0</b>
<b>OPPONENTS</b> .....	<b>76</b>	<b>3364</b>	<b>44.3</b>	<b>37.4</b>	<b>6</b>	<b>25</b>	<b>65</b>	<b>0</b>

### PUNT RETURNS

	Ret	FC	Yds	Avg	Long	TD
Will Blackmon.....	36	11	398	11.1	76t	2
Jarrett Bush.....	1	0	0	0.0	0	0
<b>PACKERS</b> .....	<b>37</b>	<b>11</b>	<b>398</b>	<b>10.8</b>	<b>76t</b>	<b>2</b>
<b>OPPONENTS</b> .....	<b>33</b>	<b>9</b>	<b>249</b>	<b>7.5</b>	<b>24</b>	<b>0</b>

### KICKOFF RETURNS

	No	Yds	Avg	Long	TD
Will Blackmon.....	55	1157	21.0	45	0
Jordy Nelson.....	11	208	18.9	45	0
Allen Barbre.....	1	17	17.0	17	0
Jason Hunter.....	1	7	7.0	7	0
Charles Woodson.....	1	-2	-2.0	-2	0
<b>PACKERS</b> .....	<b>69</b>	<b>1387</b>	<b>20.1</b>	<b>45</b>	<b>0</b>
<b>OPPONENTS</b> .....	<b>72</b>	<b>1687</b>	<b>23.4</b>	<b>70</b>	<b>0</b>

### FIELD GOALS

	1-19	20-29	30-39	40-49	50+
Mason Crosby.....	1/1	8/8	10/13	5/6	3/6
<b>PACKERS</b> .....	<b>1/1</b>	<b>8/8</b>	<b>10/13</b>	<b>5/6</b>	<b>3/6</b>
<b>OPPONENTS</b> .....	<b>0/0</b>	<b>6/6</b>	<b>10/10</b>	<b>6/10</b>	<b>3/4</b>

Crosby: (42G,33B) (25G,39G) (36G,38G,33G) ( ) (53N, 50G) (29G,51G) (31G,36N,29G) (23G,25G,38G) (47G,40G,52N) (53G,33G,45G) ( ) (32G,44G,19G) ( ) (22G,23G,38G) (46N,28G,38B) (69N,36G)  
Opponents: (37G,27G) (38G,49G,53G) (25G,39G) (23G,36G,24G) (42G,41G) (50G) (45B) (31G,25G,22G,47N,41G) (54G,47N) (35G) (30G) ( ) (30G,41N,41G,40G) (51N) (31G,38G) ( )





## 2008 REGULAR-SEASON DEFENSIVE STATISTICS

Official totals - based on coaches' film review, through December 28 vs. Detroit

### SPECIAL TEAMS

Player	Total			Sacks/ Yards	Int/ Yards	Fum Rec	For Fum	Pass Def
	Tackles	Solo	Asst					
A.J. Hawk	121	84	37	3.0/16.0	0/0	0	0	3
Nick Collins	99	77	22	0.0/0.0	7/295	0	1	18
Aaron Kampman	87	65	22	9.5/46.5	0/0	0	0	1
Johnny Jolly	82	50	32	0.0/0.0	0/0	1	0	5
Ryan Pickett	81	38	43	1.5/6.0	0/0	0	0	5
Charles Woodson	79	66	13	3.0/14.0	7/169	1	1	20
Brady Poppinga	77	51	26	0.0/0.0	0/0	0	0	1
Michael Montgomery	71	50	21	2.5/11.0	0/0	0	1	1
Nick Barnett	68	49	19	0.0/0.0	0/0	0	1	2
Aaron Rouse	68	44	24	0.0/0.0	2/136	0	0	3
Brandon Chillar	65	55	10	1.0/5.0	0/0	0	1	9
Tramon Williams	52	45	7	0.0/0.0	5/78	1	2	14
Colin Cole	49	25	24	0.5/5.0	0/0	0	0	4
Atari Bigby	31	20	11	0.0/0.0	1/7	0	0	3
Desmond Bishop	27	18	9	1.0/6.0	0/0	0	3	0
Al Harris	21	21	0	0.0/0.0	0/0	0	0	12
Charlie Peprah	19	8	11	0.0/0.0	0/0	0	0	2
Cullen Jenkins	18	13	5	2.5/25.5	0/0	0	1	1
Will Blackmon	17	16	1	0.0/0.0	0/0	1	2	1
Kabeer Gbaja-Biamila	13	8	5	0.5/0.0	0/0	0	0	1
Jeremy Thompson	13	8	5	0.0/0.0	0/0	0	0	0
Justin Harrell	13	5	8	0.0/0.0	0/0	0	0	0
Jason Hunter	10	6	4	2.0/5.0	0/0	1	0	1
Alfred Malone	4	3	1	0.0/0.0	0/0	0	0	2
Jarrett Bush	1	1	0	0.0/0.0	0/0	0	0	1
Pat Lee	1	1	0	0.0/0.0	0/0	0	0	1
<b>Totals</b>	<b>1,187</b>	<b>827</b>	<b>360</b>	<b>27.0/140.0</b>	<b>22/685</b>	<b>5</b>	<b>13</b>	<b>111</b>

Player	TT	FR	FF
Will Blackmon	18	0	0
Jarrett Bush	17	0	0
Desmond Bishop	15	0	0
Brandon Chillar	13	0	0
Korey Hall	13	0	0
John Kuhn	12	0	0
Charlie Peprah	9	0	0
Aaron Rouse	7	0	0
Jermichael Finley	6	0	0
Tracy White	6	0	0
Ruvell Martin	5	0	0
Kenny Pettway	5	0	0
Tramon Williams	5	0	0
Mason Crosby	4	0	0
Tory Humphrey	4	0	0
Spencer Havner	3	0	0
Jason Hunter	3	0	0
Michael Montgomery	3	0	0
Nick Collins	2	0	0
Derrick Frost	2	0	1
Brett Goode	2	1	0
Danny Lansanah	2	0	0
Pat Lee	2	0	0
Brady Poppinga	2	0	0
Jeremy Thompson	2	0	0
Brandon Jackson	1	0	0
Alfred Malone	1	0	0
DeShawn Wynn	1	0	0
<b>Totals</b>	<b>165</b>	<b>1</b>	<b>1</b>

### DEFENSIVE SCORING

Player	TD	Int		Fum	Safeties
		Ret	Ret		
Nick Collins	3	3	0	0	0
Charles Woodson	2	2	0	0	0
Jason Hunter	1	0	1	0	0
Aaron Rouse	1	1	0	0	0
<b>Totals</b>	<b>7</b>	<b>6</b>	<b>1</b>	<b>0</b>	<b>0</b>

#### Defensive touchdowns (7):

Collins — 42-yard interception return at Detroit (9/14);  
62-yard interception return vs. Indianapolis (10/19);  
59-yard interception return at Minnesota (11/9)  
Hunter — 54-yard fumble recovery return vs. Chicago (11/16)  
Rouse — 99-yard interception return vs. Indianapolis (10/19)  
Woodson — 41-yard interception return at Detroit (9/14);  
62-yard interception return at Tampa Bay (9/28)

### MISCELLANEOUS TACKLES

Player	Tackles
Donald Driver	3
Jordy Nelson	3
Brandon Jackson	2
Aaron Rodgers	2
Scott Wells	2
Chad Clifton	1
Greg Jennings	1
Donald Lee	1
Jason Spitz	1
Mark Tauscher	1
<b>Totals</b>	<b>17</b>

### BLOCKED KICKS

Player	PAT	FG	P
Johnny Jolly	0	1	0
<b>Totals</b>	<b>0</b>	<b>1</b>	<b>0</b>

#### Special teams touchdowns (2):

Blackmon — 76-yard punt return vs.  
Minnesota (9/8); 65-yard punt return at  
Minnesota (11/9)



## 2008 PRESEASON STATISTICS

	Packers	Opponent
<b>TOTAL FIRST DOWNS</b> .....	<b>63</b>	<b>75</b>
Rushing.....	20	29
Passing.....	37	37
Penalty.....	6	9
3rd Down: Made/Att.....	21/59	29/68
3rd Down Pct.....	35.6	42.6
4th Down: Made/Att.....	6/8	3/5
4th Down Pct.....	75.0	60.0
<b>POSSESSION AVG.</b> .....	<b>28:25</b>	<b>31:35</b>
<b>TOTAL NET YARDS</b> .....	<b>1112</b>	<b>1320</b>
Avg. Per Game.....	278.0	330.0
Total Plays.....	252	270
Avg. Per Play.....	4.4	4.9
<b>NET YARDS RUSHING</b> .....	<b>423</b>	<b>578</b>
Avg. Per Game.....	105.8	144.5
Total Rushes.....	98	136
<b>NET YARDS PASSING</b> .....	<b>689</b>	<b>742</b>
Avg. Per Game.....	172.3	185.5
Sacked/Yards Lost.....	16/111	2/6
Gross Yards.....	800	748
Att./Completions.....	138/83	132/66
Completion Pct.....	60.1	50.0
Had Intercepted.....	2	4
<b>PUNTS/AVERAGE</b> .....	<b>23/48.0</b>	<b>20/40.9</b>
Net Punting Avg.....	23/37.7	20/35.9
<b>PENALTIES/YARDS</b> .....	<b>31/315</b>	<b>21/170</b>
<b>FUMBLES/BALL LOST</b> .....	<b>10/6</b>	<b>3/0</b>
<b>TOUCHDOWNS</b> .....	<b>8</b>	<b>11</b>
Rushing.....	2	5
Passing.....	6	5
Returns.....	0	1

### SCORE BY PERIODS

	Q1	Q2	Q3	Q4	OT	PTS
PACKERS	27	6	18	20	0	71
OPPONENTS	6	58	17	20	0	101

### SCORING

	TD	-Ru	-Pa	-Rt	K-PAT	FG	S	PTS
Mason Crosby.....	0	0	0	0	6/6	5/6	0	21
Kregg Lumpkin.....	2	1	1	0			0	14
Jake Allen.....	1	0	1	0			0	6
Donald Driver.....	1	0	1	0			0	6
Greg Jennings.....	1	0	1	0			0	6
James Jones.....	1	0	1	0			0	6
Aaron Rodgers.....	1	1	0	0			0	6
Brett Swain.....	1	0	1	0			0	6
<b>PACKERS</b> .....	<b>8</b>	<b>2</b>	<b>6</b>	<b>0</b>	<b>6/6</b>	<b>5/6</b>	<b>0</b>	<b>71</b>
<b>OPPONENTS</b> .....	<b>11</b>	<b>5</b>	<b>5</b>	<b>1</b>	<b>11/11</b>	<b>8/9</b>	<b>0</b>	<b>101</b>

2-Point Conversions: PACKERS 1-2, OPPONENTS 0-0

**SACKS:** Jason Hunter 1, Michael Montgomery 1, PACKERS 2, OPPONENTS 16

### RUSHING

	No	Yds	Avg	Long	TD
Kregg Lumpkin.....	38	153	4.0	21	1
Noah Herron.....	18	104	5.8	14	0
Brandon Jackson.....	17	73	4.3	22	0
Jon Ryan.....	1	34	34.0	34	0
Matt Flynn.....	5	28	5.6	21	0
Vernand Morency.....	8	12	1.5	5	0
DeShawn Wynn.....	4	10	2.5	6	0
Aaron Rodgers.....	4	8	2.0	3	1
Brian Brohm.....	3	1	0.3	1	0
<b>PACKERS</b> .....	<b>98</b>	<b>423</b>	<b>4.3</b>	<b>34</b>	<b>2</b>
<b>OPPONENTS</b> .....	<b>136</b>	<b>578</b>	<b>4.3</b>	<b>40t</b>	<b>5</b>

### PASSING

	Att	Cmp	Yds	Cmp%	Yds/Att	TD	TD%	Int	Int%	Long	Sack/Lost	Rating
Aaron Rodgers.....	54	37	436	68.5	8.07	3	5.6	1	1.9	68t	7/43	103.6
Brian Brohm.....	42	19	155	45.2	3.69	0	0.0	1	2.4	22	4/33	45.2
Matt Flynn.....	42	27	209	64.3	4.98	3	7.1	0	0.0	22t	5/35	100.2
<b>PACKERS</b> .....	<b>138</b>	<b>83</b>	<b>800</b>	<b>60.1</b>	<b>5.80</b>	<b>6</b>	<b>4.3</b>	<b>2</b>	<b>1.4</b>	<b>68t</b>	<b>16/111</b>	<b>84.8</b>
<b>OPPONENTS</b> .....	<b>132</b>	<b>66</b>	<b>748</b>	<b>50.0</b>	<b>5.67</b>	<b>5</b>	<b>3.8</b>	<b>4</b>	<b>3.0</b>	<b>59t</b>	<b>2/6</b>	<b>67.4</b>

### RECEIVING

	No	Yds	Avg	Long	TD
Donald Driver.....	9	87	9.7	23	1
James Jones.....	7	68	9.7	30t	1
Kregg Lumpkin.....	7	59	8.4	13	1
Greg Jennings.....	5	110	22.0	68t	1
Jake Allen.....	5	57	11.4	22t	1
Joey Haynos.....	5	51	10.2	20	0
Jordy Nelson.....	5	48	9.6	22	0
Vernand Morency.....	5	37	7.4	20	0
Brett Swain.....	5	28	5.6	7	1
Ruvell Martin.....	4	51	12.8	30	0
Johnny Quinn.....	4	32	8.0	13	0
Jermichael Finley.....	4	30	7.5	10	0
Tory Humphrey.....	3	41	13.7	35	0
Donald Lee.....	3	25	8.3	13	0
Noah Herron.....	3	17	5.7	8	0
Chris Francies.....	3	11	3.7	6	0
Taj Smith.....	2	23	11.5	12	0
Brandon Jackson.....	2	18	9.0	18	0
Evan Moore.....	2	7	3.5	4	0
<b>PACKERS</b> .....	<b>83</b>	<b>800</b>	<b>9.6</b>	<b>68t</b>	<b>6</b>
<b>OPPONENTS</b> .....	<b>66</b>	<b>748</b>	<b>11.3</b>	<b>59t</b>	<b>5</b>

### INTERCEPTIONS

	No	Yds	Avg	Long	TD
Tyrone Culver.....	1	30	30.0	30	0
Charles Woodson.....	1	11	11.0	11	0
Tracy White.....	1	7	7.0	7	0
Aaron Rouse.....	1	0	0.0	0	0
<b>PACKERS</b> .....	<b>4</b>	<b>48</b>	<b>12.0</b>	<b>30</b>	<b>0</b>
<b>OPPONENTS</b> .....	<b>2</b>	<b>7</b>	<b>3.5</b>	<b>5</b>	<b>0</b>

### PUNTING

	No	Yds	Avg	Net	TB	In 20	LG	Blk
Jon Ryan.....	23	1104	48.0	37.7	5	7	72	0
<b>PACKERS</b> .....	<b>23</b>	<b>1104</b>	<b>48.0</b>	<b>37.7</b>	<b>5</b>	<b>7</b>	<b>72</b>	<b>0</b>
<b>OPPONENTS</b> .....	<b>20</b>	<b>817</b>	<b>40.9</b>	<b>35.9</b>	<b>0</b>	<b>8</b>	<b>59</b>	<b>0</b>

### PUNT RETURNS

	Ret	FC	Yds	Avg	Long	TD
Will Blackmon.....	5	0	60	12.0	43	0
Jordy Nelson.....	5	1	30	6.0	16	0
Brett Swain.....	2	2	10	5.0	11	0
<b>PACKERS</b> .....	<b>12</b>	<b>3</b>	<b>100</b>	<b>8.3</b>	<b>43</b>	<b>0</b>
<b>OPPONENTS</b> .....	<b>13</b>	<b>1</b>	<b>138</b>	<b>10.6</b>	<b>67t</b>	<b>1</b>

### KICKOFF RETURNS

	No	Yds	Avg	Long	TD
Pat Lee.....	5	146	29.2	36	0
Jordy Nelson.....	5	188	37.6	58	0
Brandon Jackson.....	3	49	16.3	19	0
Tramon Williams.....	3	62	20.7	27	0
Will Blackmon.....	1	18	18.0	18	0
<b>PACKERS</b> .....	<b>17</b>	<b>463</b>	<b>27.2</b>	<b>58</b>	<b>0</b>
<b>OPPONENTS</b> .....	<b>5</b>	<b>102</b>	<b>20.4</b>	<b>24</b>	<b>0</b>

### FIELD GOALS

	1-19	20-29	30-39	40-49	50+
Mason Crosby.....	0/0	0/0	2/2	3/3	0/1
<b>PACKERS</b> .....	<b>0/0</b>	<b>0/0</b>	<b>2/2</b>	<b>3/3</b>	<b>0/1</b>
<b>OPPONENTS</b> .....	<b>0/0</b>	<b>3/3</b>	<b>2/3</b>	<b>3/3</b>	<b>0/0</b>

Crosby: (37G) (31G,49G) (44G,46G,53N) ( )  
Opponents: (43G,32G) (49G,30G) (40G) (22G,27G,24G,36N)





## 2008 PRESEASON DEFENSIVE STATISTICS

Unofficial totals (based on press box statistics), through Aug. 28 vs. Tennessee

### SPECIAL TEAMS

<u>Player</u>	<u>Total Tackles</u>	<u>Solo</u>	<u>Asst</u>	<u>Sacks/ Yards</u>	<u>Int/ Yards</u>	<u>Fum Rec</u>	<u>For Fum</u>	<u>Pass Def</u>
Abdul Hodge	20	15	5	0.0/0.0	0/0	0	0	1
Tracy White	17	9	8	0.0/0.0	1/7	0	0	2
Aaron Rouse	16	10	6	0.0/0.0	1/0	0	0	1
Brandon Chillar	15	10	5	0.0/0.0	0/0	0	0	0
Tyrone Culver	14	12	2	0.0/0.0	1/30	0	0	1
Nick Barnett	12	9	3	0.0/0.0	0/0	0	0	1
Brady Poppinga	11	10	1	0.0/0.0	0/0	0	0	0
Michael Montgomery	10	9	1	1.0/6.0	0/0	0	0	0
Desmond Bishop	10	7	3	0.0/0.0	0/0	0	0	1
Nick Collins	10	7	3	0.0/0.0	0/0	0	0	0
Tramon Williams	10	7	3	0.0/0.0	0/0	0	0	2
Jason Hunter	9	8	1	1.0/0.0	0/0	0	0	1
Will Blackmon	9	7	2	0.0/0.0	0/0	0	0	2
Danny Lansonah	9	7	2	0.0/0.0	0/0	0	0	1
Jarrett Bush	8	8	0	0.0/0.0	0/0	0	0	3
Atari Bigby	7	6	1	0.0/0.0	0/0	0	0	0
Aaron Kampman	7	4	3	0.0/0.0	0/0	0	0	1
Jeremy Thompson	6	5	1	0.0/0.0	0/0	0	0	1
Charles Woodson	4	4	0	0.0/0.0	1/11	0	0	2
Pat Lee	4	2	2	0.0/0.0	0/0	0	0	4
Scorpio Babers	3	3	0	0.0/0.0	0/0	0	0	0
Conrad Bolston	3	3	0	0.0/0.0	0/0	0	0	0
Daniel Muir	3	2	1	0.0/0.0	0/0	0	0	0
Colin Cole	3	0	3	0.0/0.0	0/0	0	0	0
Spencer Havner	2	2	0	0.0/0.0	0/0	0	0	0
Johnny Jolly	2	1	1	0.0/0.0	0/0	0	0	0
Joe Porter	2	1	1	0.0/0.0	0/0	0	0	1
Al Harris	2	0	2	0.0/0.0	0/0	0	0	0
Rodney Allen	1	1	0	0.0/0.0	0/0	0	0	0
A.J. Hawk	1	1	0	0.0/0.0	0/0	0	0	1
Cullen Jenkins	1	1	0	0.0/0.0	0/0	0	0	0
Alfred Malone	1	1	0	0.0/0.0	0/0	0	0	1
<b>Totals</b>	<b>232</b>	<b>172</b>	<b>60</b>	<b>2.0/6.0</b>	<b>4/58</b>	<b>0</b>	<b>0</b>	<b>26</b>

<u>Player</u>	<u>IT</u>	<u>FR</u>	<u>FE</u>
Jason Hunter	3	0	0
Will Blackmon	2	0	0
Korey Hall	2	0	0
Spencer Havner	2	0	0
Tyrone Culver	1	0	0
Noah Herron	1	0	0
Brandon Jackson	1	0	0
Danny Lansonah	1	0	0
Pat Lee	1	0	0
Vernand Morency	1	0	0
Johnny Quinn	1	0	0
Tracy White	1	0	0
DeShawn Wynn	1	0	0
<b>Totals</b>	<b>18</b>	<b>0</b>	<b>0</b>

### MISCELLANEOUS TACKLES

<u>Player</u>	<u>Tackles</u>
Brian Brohm	1
Ryan Keenan	1
Ryan Considine	1
Breno Giacomini	1
Donald Lee	1
Kregg Lumpkin	1
Ruvell Martin	1
Tony Moll	1
Josh Sitton	1
<b>Totals</b>	<b>9</b>



## DEPTH CHART

Unofficial, Week 17

### OFFENSE

<b>WR:</b>	85	Greg Jennings	82	Ruvell Martin	
<b>LT:</b>	76	Chad Clifton	73	Daryn Colledge	
<b>LG:</b>	73	Daryn Colledge	78	Allen Barbre	<u>67</u> <u>Nevin McCaskill</u>
<b>C:</b>	63	Scott Wells	72	Jason Spitz	
<b>RG:</b>	72	Jason Spitz	<u>71</u>	<u>Josh Sitton</u>	
<b>RT:</b>	75	Tony Moll	<u>68</u>	<u>Breno Giacomini</u>	
<b>TE:</b>	86	Donald Lee	84	Tory Humphrey	<u>88</u> <u>Jermichael Finley</u>
<b>WR:</b>	80	Donald Driver	89	James Jones	<u>87</u> <u>Jordy Nelson</u>
<b>QB:</b>	12	Aaron Rodgers	<u>10</u>	<u>Matt Flynn</u>	<u>11</u> <u>Brian Brohm</u>
<b>RB:</b>	25	Ryan Grant	32	Brandon Jackson	42 DeShawn Wynn
<b>FB:</b>	35	Korey Hall	30	John Kuhn	

### DEFENSE

<b>LDE:</b>	74	Aaron Kampman	<u>99</u>	<u>Jeremy Thompson</u>	
<b>LDT:</b>	79	Ryan Pickett	90	Colin Cole	<u>69</u> <u>Anthony Toribio</u>
<b>RDT:</b>	97	Johnny Jolly	91	Justin Harrell	<u>98</u> <u>Alfred Malone</u>
<b>RDE:</b>	96	Michael Montgomery	57	Jason Hunter	
<b>SAM:</b>	51	Brady Poppinga	<u>53</u>	<u>Spencer Havner</u>	
<b>MIKE:</b>	50	A.J. Hawk	55	Desmond Bishop	
<b>WILL:</b>	54	Brandon Chillar	55	Desmond Bishop	<u>58</u> <u>Danny Lansanah</u>
<b>LCB:</b>	21	Charles Woodson	38	Tramon Williams	<u>40</u> <u>Joe Porter</u>
<b>RCB:</b>	31	Al Harris	27	Will Blackmon	24 Jarrett Bush
<b>SS:</b>	37	Aaron Rouse	21	Charles Woodson	
<b>FS:</b>	36	Nick Collins	26	Charlie Peprah	

### SPECIAL TEAMS

<b>K:</b>	2	Mason Crosby			
<b>P:</b>	<u>7</u>	<u>Jeremy Kapinos</u>			
<b>H:</b>	<u>10</u>	<u>Matt Flynn</u>	82	Ruvell Martin	<u>7</u> <u>Jeremy Kapinos</u>
<b>PR:</b>	27	Will Blackmon	38	Tramon Williams	<u>87</u> <u>Jordy Nelson</u>
<b>KR:</b>	27	Will Blackmon	<u>87</u>	<u>Jordy Nelson</u>	38 Tramon Williams
					42 DeShawn Wynn
<b>PC:</b>	<u>61</u>	<u>Brett Goode</u>	75	Tony Moll	<u>71</u> <u>Josh Sitton</u>
<b>KC:</b>	<u>61</u>	<u>Brett Goode</u>	75	Tony Moll	<u>71</u> <u>Josh Sitton</u>

## Rookies and first-year players are underlined ##





## HOW THE PACKERS WERE BUILT

Year	Record	Draft (32)	Trades (2)	Free Agents (26)
1999	8-8-0	WR Donald Driver D7b		
2000	9-7-0	T Chad Clifton D2 T Mark Tauscher D7a		
2001	12-4-0			
2002	12-4-0	DE Aaron Kampman D5a		
2003	10-6-0	LB Nick Barnett D1	CB Al Harris (Phi)	
2004				DT Colin Cole DE Cullen Jenkins C Scott Wells (D7-04)
2005	4-12-0	QB Aaron Rodgers D1 S Nick Collins D2a LB Brady Poppinga D4b DE Michael Montgomery D6a		S Atari Bigby TE Tory Humphrey TE Donald Lee
2006	8-8-0	LB A.J. Hawk D1 G/T Daryn Colledge D2a WR Greg Jennings D2b G Jason Spitz D3b CB Will Blackmon D4b T Tony Moll D5b DT Johnny Jolly D6a		DE Jason Hunter WR Ruvell Martin DT Ryan Pickett (UFA) CB Tramon Williams CB Charles Woodson (UFA)
2007	13-3-0	DT Justin Harrell D1 RB Brandon Jackson D2 WR James Jones D3a S Aaron Rouse D3b G Allen Barbre D4 FB Korey Hall D6a LB Desmond Bishop D6b K Mason Crosby D6c	RB Ryan Grant (NYG)	WR Shaun Bodiford
2008		WR Jordy Nelson D2a QB Brian Brohm D2b CB Pat Lee D2c TE Jermichael Finley D3 DE Jeremy Thompson D4a G Josh Sitton D4b T Breno Giacomini D5 QB Matt Flynn D7a		LB Brandon Chillar (UFA) LS Brett Goode LB Spencer Havner LS J.J. Jansen P Jeremy Kapinos LB Danny Lansanah RB Gregg Lumpkin DT Alfred Malone G Nevin McCaskill TE Evan Moore DE Kenny Pettway CB Joe Porter DT Anthony Toribio RB DeShawn Wynn (D7a-07)

**Waivers (3):** CB Jarrett Bush (from Carolina), 2006; S Charlie Peprah (from N.Y. Giants), 2006; FB John Kuhn (from Pittsburgh), 2007



# THE DOPE SHEET

OFFICIAL PROGRAM AND PUBLICATION, ACHIEVEMENTS FOOTBALL TEAM



No	ALPHABETICAL ROSTER	Pos	Ht	Wt	Birthdate	NFL Exp	College	High School Hometown
78	Barbre, Allen	G	6-4	305	6/22/84	2	Missouri Southern St.	Granby, Mo.
55	Bishop, Desmond	LB	6-2	238	7/24/84	2	California	Fairfield, Calif.
27	Blackmon, Will	CB	6-0	206	10/27/84	3	Boston College	Warwick, R.I.
11	Brohm, Brian	QB	6-3	223	9/23/85	R	Louisville	Louisville, Ky.
24	Bush, Jarrett	CB	6-0	200	5/21/84	3	Utah State	Vacaville, Calif.
54	Chillar, Brandon	LB	6-3	243	10/21/82	5	UCLA	Carlsbad, Calif.
76	Clifton, Chad	T	6-5	320	6/26/76	9	Tennessee	Martin, Tenn.
90	Cole, Colin	DT	6-1	330	6/24/80	4	Iowa	Ft. Lauderdale, Fla.
73	Colledge, Daryn	G/T	6-4	308	2/11/82	3	Boise State	North Pole, Alaska
36	Collins, Nick	S	5-11	207	8/16/83	4	Bethune-Cookman	Cross City, Fla.
2	Crosby, Mason	K	6-1	207	9/3/84	2	Colorado	Georgetown, Texas
80	Driver, Donald	WR	6-0	194	2/2/75	10	Alcorn State	Houston, Texas
88	Finley, Jermichael	TE	6-5	247	3/26/87	R	Texas	Diboll, Texas
10	Flynn, Matt	QB	6-2	222	6/20/85	R	Louisiana State	Tyler, Texas
68	Giacomini, Breno	T	6-7	311	9/27/85	R	Louisville	Malden, Mass.
61	Goode, Brett	LS	6-1	261	11/2/84	1	Arkansas	Fort Smith, Ark.
25	Grant, Ryan	RB	6-1	226	12/9/82	2	Notre Dame	Ramsey, N.J.
35	Hall, Korey	FB	6-0	243	8/5/83	2	Boise State	Glenns Ferry, Idaho
91	Harrell, Justin	DT	6-4	320	2/14/84	2	Tennessee	Martin, Tenn.
31	Harris, Al	CB	6-1	190	12/7/74	11	Texas A&M-Kingsville	Pompano Beach, Fla.
53	Havner, Spencer	LB	6-3	248	2/2/83	1	UCLA	Grass Valley, Calif.
50	Hawk, A.J.	LB	6-1	248	1/6/84	3	Ohio State	Centerville, Ohio
84	Humphrey, Tory	TE	6-2	255	1/20/83	3	Central Michigan	Saginaw, Mich.
57	Hunter, Jason	DE	6-4	271	8/28/83	3	Appalachian State	Fayetteville, N.C.
32	Jackson, Brandon	RB	5-10	220	10/2/85	2	Nebraska	Horn Lake, Miss.
85	Jennings, Greg	WR	5-11	198	9/21/83	3	Western Michigan	Kalamazoo, Mich.
97	Jolly, Johnny	DT	6-3	320	2/21/83	3	Texas A&M	Houston, Texas
89	Jones, James	WR	6-1	218	3/31/84	2	San Jose State	San Jose, Calif.
74	Kampman, Aaron	DE	6-4	265	11/30/79	7	Iowa	Parkersburg, Iowa
7	Kapinos, Jeremy	P	6-1	230	8/23/84	1	Penn State	Springfield, Va.
30	Kuhn, John	FB	6-0	259	9/9/82	3	Shippensburg	York, Pa.
58	Lansanah, Danny	LB	6-1	248	8/28/85	R	Connecticut	Harrisburg, Pa.
86	Lee, Donald	TE	6-4	248	8/31/80	6	Mississippi State	Maben, Miss.
98	Malone, Alfred	DT	6-4	312	2/21/82	1	Troy	Frisco City, Ala.
82	Martin, Ruvell	WR	6-4	220	8/10/82	3	Saginaw Valley State	Muskegon, Mich.
67	McCaskill, Nevin	G	6-4	315	12/29/83	1	Hampton	Tallahassee, Fla.
75	Moll, Tony	T	6-5	306	8/23/83	3	Nevada	Sonoma, Calif.
96	Montgomery, Michael	DE	6-5	273	8/18/83	4	Texas A&M	Center, Texas
87	Nelson, Jordy	WR	6-3	217	5/31/85	R	Kansas State	Riley, Kan.
26	Peprah, Charlie	S	5-11	203	2/24/83	3	Alabama	Plano, Texas
79	Pickett, Ryan	DT	6-2	330	10/8/79	8	Ohio State	Zephyrhills, Fla.
51	Poppinga, Brady	LB	6-3	247	9/21/79	4	Brigham Young	Evanston, Wyo.
40	Porter, Joe	CB	5-10	203	11/27/85	1	Rutgers	Franklin, N.J.
12	Rodgers, Aaron	QB	6-2	220	12/2/83	4	California	Chico, Calif.
37	Rouse, Aaron	S	6-4	223	1/8/84	2	Virginia Tech	Virginia Beach, Va.
71	Sitton, Josh	G	6-3	317	6/6/86	R	Central Florida	Pensacola, Fla.
72	Spitz, Jason	G/C	6-3	302	12/19/82	3	Louisville	Jacksonville, Fla.
99	Thompson, Jeremy	DE	6-4	270	10/9/85	R	Wake Forest	Charlotte, N.C.
69	Toribio, Anthony	DT	6-1	304	3/1/85	R	Carson-Newman	Miami, Fla.
63	Wells, Scott	C	6-2	303	1/7/81	5	Tennessee	Brentwood, Tenn.
38	Williams, Tramon	CB	5-11	191	3/16/83	2	Louisiana Tech	Napoleonville, La.
21	Woodson, Charles	CB	6-1	202	10/7/76	11	Michigan	Fremont, Ohio
42	Wynn, DeShawn	RB	5-10	238	10/9/83	2	Florida	Cincinnati, Ohio

## Practice Squad

41	Abrams, Joshua	CB	5-11	196	1/18/86	R	Ohio	Dunwoody, Ga.
13	Allen, Jake	WR	6-4	196	1/18/85	R	Mississippi College	Waynesboro, Miss.
95	Bledsoe, Fred	DT	6-3	329	4/7/86	R	Arkansas	Little Rock, Ark.
8	Brooks, Durant	P	6-0	204	4/15/85	R	Georgia Tech	Macon, Ga.
64	Carvalho, Brennen	C	6-1	300	12/8/86	R	Portland State	Honolulu, Hawaii
18	Sam, Lorne	WR	6-3	220	12/5/84	R	UTEP	Buford, Ga.
16	Swain, Brett	WR	6-0	203	6/21/85	R	San Diego State	Carlsbad, Calif.
48	Weil, Russ	FB	6-0	258	7/3/85	R	Illinois	Minooka, Ill.

## Injured Reserve

56	Barnett, Nick	LB	6-2	236	5/27/81	6	Oregon State	Dec. 1 (knee)
20	Bigby, Atari	S	5-11	213	9/19/81	3	Central Florida	Dec. 18 (shoulder)
19	Bodiford, Shaun	WR	5-11	196	5/4/82	3	Portland State	July 28 (back)
46	Jansen, J.J.	LS	6-2	256	1/20/86	R	Notre Dame	Aug. 31 (knee)
77	Jenkins, Cullen	DE	6-2	305	1/20/81	5	Central Michigan	Oct. 1 (pectoral)
22	Lee, Pat	CB	6-0	194	2/20/84	R	Auburn	Dec. 5 (knee)
28	Lumpkin, Gregg	RB	5-11	228	5/15/84	R	Georgia	Oct. 11 (hamstring)
44	Moore, Evan	TE	6-6	247	1/3/85	R	Stanford	Aug. 19 (knee)
65	Tauscher, Mark	T	6-3	316	6/17/77	9	Wisconsin	Dec. 11 (knee)
93	Pettway, Kenny	DE	6-3	248	11/13/82	3	Grambling State	Dec. 1 (knee)





No	NUMERICAL ROSTER	Pos	Ht	Wt	Age	NFL Exp	College	How Acquired	Reg. season GP/GS/DNP/IA
2	Mason Crosby	K	6-1	207	24	2	Colorado	D6c-07	16/0/0/0
7	Jeremy Kapinos	P	6-1	230	24	1	Penn State	FA-08	4/0/0/0
10	Matt Flynn	QB	6-2	222	23	R	Louisiana State	D7a-08	7/0/9/0
11	Brian Brohm	QB	6-3	223	23	R	Louisville	D2b-08	0/0/0/16
12	Aaron Rodgers	QB	6-2	220	25	4	California	D1-05	16/16/0/0
21	Charles Woodson	CB	6-1	202	32	11	Michigan	UFA-06 (Oak)	16/16/0/0
24	Jarrett Bush	CB	6-0	200	24	3	Utah State	W-06 (Car)	16/0/0/0
25	Ryan Grant	RB	6-1	226	26	2	Notre Dame	T-07 (NYG)	16/14/0/0
26	Charlie Peprah	S	5-11	203	25	3	Alabama	W-06 (NYG)	13/1/0/3
27	Will Blackmon	CB	6-0	206	24	3	Boston College	D4b-06	16/1/0/0
30	John Kuhn	FB	6-0	259	26	3	Shippensburg	W-07 (Pitt)	16/3/0/0
31	Al Harris	CB	6-1	190	34	11	Texas A&M-Kingsville	T-03 (Phil)	12/12/0/4
32	Brandon Jackson	RB	5-10	220	23	2	Nebraska	D2-07	13/0/0/3
35	Korey Hall	FB	6-0	243	25	2	Boise State	D6a-07	11/5/0/5
36	Nick Collins	S	5-11	207	25	4	Bethune-Cookman	D2a-05	16/16/0/0
37	Aaron Rouse	S	6-4	223	24	2	Virginia Tech	D3b-07	14/6/0/2
38	Tramon Williams	CB	5-11	191	25	2	Louisiana Tech	FA-06	16/9/0/0
40	Joe Porter	CB	5-10	203	22	1	Rutgers	FA-07	1/0/0/3
42	DeShawn Wynn	RB	5-10	238	25	2	Florida	D7a-07	5/0/0/6
50	A.J. Hawk	LB	6-1	248	24	3	Ohio State	D1-06	16/16/0/0
51	Brady Poppinga	LB	6-3	247	29	4	Brigham Young	D4b-05	16/12/0/0
53	Spencer Havner	LB	6-3	248	25	1	UCLA	FA-08	4/0/0/0
54	Brandon Chillar	LB	6-3	243	26	5	UCLA	FA-08	14/7/0/2
55	Desmond Bishop	LB	6-2	238	24	2	California	D6b-07	15/1/0/1
57	Jason Hunter	DE	6-4	271	25	3	Appalachian State	FA-06	12/2/0/4
58	Danny Lansanah	LB	6-1	248	23	R	Connecticut	FA-08	5/0/0/6
61	Brett Goode	LS	6-1	261	24	1	Arkansas	FA-08	16/0/0/0
63	Scott Wells	C	6-2	303	27	5	Tennessee	FA-04 (D7-04)	13/13/1/2
67	Nevin McCaskill	G	6-4	315	24	1	Hampton	FA-08	0/0/0/3
68	Breno Giacomini	T	6-7	311	23	R	Louisville	D5-08	1/0/1/14
69	Anthony Toribio	DT	6-1	304	23	R	Carson-Newman	FA-08	0/0/0/2
71	Josh Sitton	G	6-3	317	22	R	Central Florida	D4b-08	11/2/2/3
72	Jason Spitz	G/C	6-3	302	26	3	Louisville	D3b-06	16/16/0/0
73	Daryn Colledge	G/T	6-4	308	26	3	Boise State	D2a-06	16/16/0/0
74	Aaron Kampman	DE	6-4	265	28	7	Iowa	D5a-02	16/16/0/0
75	Tony Moll	T	6-5	306	25	3	Nevada	D5b-06	14/5/2/0
76	Chad Clifton	T	6-5	320	32	9	Tennessee	D2-00	15/15/1/0
78	Allen Barbre	G	6-4	305	24	2	Missouri Southern State	D4-07	8/0/1/7
79	Ryan Pickett	DT	6-2	330	29	8	Ohio State	UFA-06 (StL)	16/16/0/0
80	Donald Driver	WR	6-0	194	33	10	Alcorn State	D7b-99	16/16/0/0
82	Ruvell Martin	WR	6-4	220	26	3	Saginaw Valley State	FA-06	13/1/0/3
84	Tory Humphrey	TE	6-2	255	25	3	Central Michigan	FA-05	16/7/0/0
85	Greg Jennings	WR	5-11	198	25	3	Western Michigan	D2b-06	16/15/0/0
86	Donald Lee	TE	6-4	248	28	6	Mississippi State	FA-05	16/14/0/0
87	Jordy Nelson	WR	6-3	217	23	R	Kansas State	D2a-08	16/2/0/0
88	Jermichael Finley	TE	6-5	247	21	R	Texas	D3-08	14/1/0/2
89	James Jones	WR	6-1	218	24	2	San Jose State	D3a-07	10/2/0/6
90	Colin Cole	DT	6-1	330	28	4	Iowa	FA-04	16/0/0/0
91	Justin Harrell	DT	6-4	320	24	2	Tennessee	D1-07	6/0/0/3
96	Michael Montgomery	DE	6-5	273	25	4	Texas A&M	D6a-05	14/8/0/2
97	Johnny Jolly	DT	6-3	320	25	3	Texas A&M	D6a-06	16/16/0/0
98	Alfred Malone	DT	6-4	312	26	1	Troy	FA-07	4/0/0/0
99	Jeremy Thompson	DE	6-4	270	23	R	Wake Forest	D4a-08	9/3/0/7

## Practice Squad

8	Durant Brooks	P	6-0	204	23	R	Georgia Tech	FA-08	0/0/0/0
13	Jake Allen	WR	6-4	196	23	R	Mississippi College	FA-08	0/0/0/0
16	Brett Swain	WR	6-0	203	23	R	San Diego State	D7b-08	0/0/0/0
18	Lorne Sam	WR	6-3	220	24	R	UTEP	FA-08	0/0/0/0
41	Joshua Abrams	CB	5-11	196	22	R	Ohio	FA-08	0/0/0/0
48	Russ Weil	FB	6-0	258	23	R	Illinois	FA-08	0/0/0/0
64	Brennen Carvalho	C	6-1	300	22	R	Portland State	FA-08	0/0/0/0
95	Fred Bledsoe	DT	6-3	329	22	R	Arkansas	FA-08	0/0/0/0

## Injured Reserve

19	Shaun Bodiford	WR	5-11	196	26	3	Portland State	FA-07	July 28 (back)
20	Atari Bigby	S	5-11	213	27	3	Central Florida	FA-05	Dec. 18 (shoulder)
22	Pat Lee	CB	6-0	194	24	R	Auburn	D2c-08	Dec. 5 (knee)
28	Kregg Lumpkin	RB	5-11	228	24	R	Georgia	FA-08	Oct. 11 (hamstring)
44	Evan Moore	TE	6-6	247	23	R	Stanford	FA-08	Aug. 19 (knee)
46	J.J. Jansen	LS	6-2	256	22	R	Notre Dame	FA-08	Aug. 31 (knee)
56	Nick Barnett	LB	6-2	236	27	6	Oregon State	D1-03	Dec. 1 (knee)
65	Mark Tauscher	T	6-3	316	31	9	Wisconsin	D7a-00	Dec. 11 (knee)
77	Cullen Jenkins	DE	6-2	305	27	5	Central Michigan	FA-04	Oct. 1 (pectoral)
93	Kenny Pettway	DE	6-3	248	26	3	Grambling State	FA-08	Dec. 1 (knee)