



**PACKERS**



*Patriots*

**PACKERS WEEKLY MEDIA INFORMATION PACKET**

WEEK 15 - GREEN BAY PACKERS AT NEW ENGLAND PATRIOTS  
SUNDAY, DECEMBER 19, 2010 @ 7:20 PM CST - GILLETTE STADIUM





# THE DOPE SHEET

OFFICIAL PROGRAM AND PUBLICATION, ACME-PACKERS FOOTBALL TEAM.

Packers Public Relations • Lambeau Field Atrium • 1265 Lombardi Avenue • Green Bay, WI 54304 • 920/569-7500 • 920/569-7201 fax  
Jeff Blumb, Aaron Popkey, Sarah Quick, Ricky Zeller, Jonathan Butnick, Tom Fanning, Mike Spofford, Duke Bobber

VOL. XII; NO. 21

GREEN BAY, DEC. 14, 2010

WEEK 15

GREEN BAY (8-5) AT NEW ENGLAND (11-2)  
Sunday, Dec. 19 • Gillette Stadium • 7:20 p.m. CST

## GREEN BAY CLOSSES OUT ROAD SLATE IN NEW ENGLAND

The Packers travel to New England for the first time since 2002 for a nationally televised contest against the Patriots, Green Bay's fourth prime-time game of the season.

- ▶ This will be the first time the teams have met in a prime-time matchup since they squared off on *Monday Night Football* in New England on Oct. 27, 1997. The Packers are 2-0 on Sunday Night Football this season.
- ▶ That was the season after the teams met in Super Bowl XXXI in New Orleans, as the Packers topped the Patriots, 35-21, to capture their first world championship in 29 years. For Green Bay, the victory marked its league-high 12th NFL championship as well as its third Super Bowl title.
- ▶ Green Bay will be taking on a Patriots team that has won 15 straight games at Gillette Stadium, the longest current winning streak at home in the league. New England's last loss at home came on Nov. 30, 2008, to Pittsburgh. Patriots QB Tom Brady has won 26 straight starts at home, an NFL record for most consecutive regular-season home wins by a quarterback.
- ▶ The Patriots have won 16 straight games against NFC opponents at home, with Green Bay handing them their last loss on Oct. 13, 2002. That is New England's only loss to an NFC team at Gillette Stadium since it opened in '02.
- ▶ The last time the Packers played on the road against a team with only two losses in Week 15 or later was in 2006 when Green Bay traveled to Chicago in the season finale to take on the Chicago Bears (13-2). Ironically, that was also a Sunday night contest.
- ▶ This is the latest in the season that the Packers have ever traveled to New England, with a contest on Nov. 18, 1973, being the previous mark. That was the first-ever meeting between the franchises.
- ▶ The Packers have a 5-4 edge in the all-time series, which includes the Super Bowl win, and have posted victories in each of their last two trips to New England (1997, 2002).
- ▶ This past Sunday, the Packers fell to Detroit, 7-3, at Ford Field to drop to 8-5 on the season. With Chicago (9-4) losing to New England at Soldier Field on Sunday, Green Bay remains a game back in the NFC North race.



## WITH THE CALL

NBC Sports will broadcast the *Sunday Night Football* contest to a national audience. Play-by-play man **Al Michaels** joins color commentator **Cris Collinsworth** in the booth with **Andrea Kremer** reporting from the sidelines.

- ▶ Fans also can check out the action online, where the broadcast will be streamed on NBCSports.com and NFL.com.
- ▶ Milwaukee's WTMJ (620 AM), airing Green Bay games since 1929, heads up the 53-station Packers Radio Network, with **Wayne Larrivee** (play-by-play) and two-time Packers Pro Bowler **Larry McCarren** (color) calling the action. The duo enters its 12th season of broadcasts together across the Packers Radio Network, which covers 43 markets in five states.
- ▶ Westwood One radio will air the game across the country. **Dave Sims** (play-by-play) and former Packers WR **James Lofton** (analyst) will call the action, with **Hub Arkush** on the sidelines. **Scott Graham** hosts pregame and halftime shows.
- ▶ ESPN International will air the game in three languages to over 180 countries.
- ▶ For out-of-town listeners, the broadcast is available on Sirius Satellite Radio (channel 125 WTMJ feed) as part of the network's NFL Sunday Drive.



## FINISHING STRONG

**Mike McCarthy** has often emphasized the importance of his team playing its best football at the end of the season.

- ▶ Since McCarthy took over in 2006, the Packers are 13-7 in regular-season games in December/January. That .650 winning percentage ranks No. 2 in the NFC over that span behind only Philadelphia (17-4, .810).
- ▶ Dating back to the 2008 season finale, Green Bay has won six of its last eight regular-season contests in December/January.
- ▶ Going back even further, the Packers are 59-24 (.711) in regular-season games played in December or January since 1992. That is the highest winning percentage for any team in the league over that span, with the Patriots checking in at No. 2 with a 57-24 mark (.704).
- ▶ The Packers will certainly be put to the test this Sunday against a New England team that is 39-9 (.813) in December/January games since Bill Belichick took over as head coach in 2000, the best mark in the NFL over teat span. The Patriots haven't lost a Dec./Jan. regular-season home game since Jan. 1, 2006, a 28-26 defeat to Miami.

## PRESEASON

Date	Opponent	Time	TV
Sat., Aug. 14	CLEVELAND BROWNS (Gold Pkg.) . . . . .	L, 24-27	(68,958)
	(Midwest Shrine Game)		
Sat., Aug. 21	at Seattle Seahawks. . . . .	W, 27-24	(65,586)
Thu., Aug. 26	INDIANAPOLIS COLTS . . . . .	W, 59-24	(68,987)
	(Bishop's Charities Game)		
Thu., Sept. 2	at Kansas City Chiefs. . . . .	L, 13-17	(63,843)

## REGULAR SEASON

Date	Opponent	Time	TV
Sun., Sept. 12	at Philadelphia Eagles . . . . .	W, 27-20	(69,144)
Sun., Sept. 19	BUFFALO BILLS. . . . .	W, 34-7	(70,741)
Mon., Sept. 27	at Chicago Bears . . . . .	L, 17-20	(62,179)
Sun., Oct. 3	DETROIT LIONS (Gold Pkg.) . . . . .	W, 28-26	(70,729)
Sun., Oct. 10	at Washington Redskins . . . . .	L, 13-16+	(87,760)
Sun., Oct. 17	MIAMI DOLPHINS. . . . .	L, 20-23+	(70,815)
Sun., Oct. 24	MINNESOTA VIKINGS. . . . .	W, 28-24	(71,107)
Sun., Oct. 31	at New York Jets . . . . .	W, 9-0	(78,484)
Sun., Nov. 7	DALLAS COWBOYS (Gold Pkg.) . . . . .	W, 45-7	(70,913)
Sun., Nov. 14	Open Date . . . . .		
Sun., Nov. 21	at Minnesota Vikings. . . . .	W, 31-3	(64,120)
Sun., Nov. 28	at Atlanta Falcons . . . . .	L, 17-20	(68,204)
Sun., Dec. 5	SAN FRANCISCO 49ERS. . . . .	W, 34-16	(70,575)
Sun., Dec. 12	at Detroit Lions . . . . .	L, 3-7	(57,659)
Sun., Dec. 19	at New England Patriots . . . . .	7:20 p.m.	NBC
Sun., Dec. 26	NEW YORK GIANTS . . . . .	3:15 p.m.	FOX
Sun., Jan. 2	CHICAGO BEARS. . . . .	*12 noon	FOX

\*—Start time and broadcast may shift due to NFL flexible scheduling  
+ — overtime

## NFL POSTSEASON DATES

Jan. 8-9	AFC and NFC Wild Card Playoffs
Jan. 15-16	AFC and NFC Divisional Playoffs
Jan. 23	AFC and NFC Championship Games
Jan. 30	AFC-NFC Pro Bowl at Aloha Stadium, Honolulu
Feb. 6	Super Bowl XLV at Cowboys Stadium, Arlington, Texas



## PACKERS TEAM NOTES

### DEFENSE KEEPING THEM OUT

Having finished No. 2 in the league's final overall rankings and No. 7 in points allowed in 2009, the defense is enjoying an even more productive season when it comes to keeping opponents off the scoreboard.

- ▶ The Packers rank No. 1 in the league in scoring defense, allowing the opposition an average of just 14.5 points per game, an improvement over last season's mark of 18.6 per contest. Green Bay has allowed 18 touchdowns, the fewest in the league.
- ▶ The last time Green Bay led the league in scoring defense this late in a season was when it finished No. 1 in the league in that category at the end of the 1996 Super Bowl season (13.1 per game).
- ▶ In the last six games, the Packers have given up 7.2 points per game. This Sunday they will be facing a New England team that ranks No. 1 in the NFL with an average of 31.9 points per game.
- ▶ Green Bay currently ranks No. 9 in the NFL in overall defense, allowing an average of 314.1 yards per game through Week 14, and No. 3 in the league in passing defense at 196.8 yards per game.
- ▶ The defense has limited opposing signal-callers to a passer rating of just 68.1, which ranks No. 1 in the NFL. The 68.1 rating is a shade below what the defense allowed in 2009 when it finished No. 4 in the league rankings in that category with a 68.8 rating by opposing QBs.
- ▶ The Packers will face perhaps their biggest challenge of the season in Patriots QB Tom Brady, who ranks No. 1 in the NFL with a 109.9 passer rating. Brady hasn't thrown an interception in his last 268 attempts.
- ▶ The Packers have recorded 18 interceptions, which is tied for No. 3 in the league, and opposing quarterbacks have completed 56.4 percent of their passes (No. 3). Green Bay has given up only 12 TD passes, which ranks tied for No. 3 in the NFL.
- ▶ After leading the NFL in run defense for the first time in 2009 by allowing a franchise-record 83.3 yards per game, the Packers haven't been as stingy against the run thus far this season, ranking No. 19 in the league with 117.3 yards allowed per game.
- ▶ Green Bay has given up just five rushing TDs all year, which is tied for No. 3 in the NFL.
- ▶ In the win over Dallas in Week 9, the Packers limited the Cowboys to just 39 rushing yards on 14 carries (2.8 avg.). That was the fewest yards given up by a Green Bay defense since Detroit was limited to 33 yards on the ground on Oct. 17, 2004.
- ▶ At the N.Y. Jets in Week 8, the defense registered the first road shutout by the Packers since 1991 against an offense that entered the game ranked No. 2 in the league in rushing offense at 159.2 yards per game.
- ▶ Facing LaDainian Tomlinson and Shonn Greene, the Packers limited the tandem to just 76 yards on 22 carries (3.5 avg.), their lowest combined effort of the season.
- ▶ Until Vikings RB Adrian Peterson rushed for 131 yards in Week 7, Green Bay's defense hadn't allowed a running back to rush for 100 yards for 19 straight games. Peterson and Falcons RB Michael Turner (Week 12 this season) are the only backs to eclipse 100 yards since Week 3 of 2009.
- ▶ The 19-game streak was the second longest in team history since the 1970 NFL-AFL merger, trailing only a 24-game game stretch from Sept. 20, 1970-Nov. 22, 1971.
- ▶ Under defensive coordinator **Dom Capers**, the Packers thrived in their new 3-4 scheme in 2009, finishing No. 1 against the run and No. 5 against the pass. The previous top ranking in franchise history in run defense came in 1972, when the team finished No. 2.
- ▶ Green Bay allowed an average of 284.4 total yards per game in '09, second behind the N.Y. Jets (252.3) and ahead of No. 3 Baltimore (300.5).
- ▶ Here is a look at some of Green Bay's defensive numbers since Capers took over as coordinator in 2009:

Team	Rushing TDs Allowed
1. Green Bay	10
2. Pittsburgh	11
3t. Baltimore, Minnesota	13

Team	Opponent Passer Rating
1. Green Bay	68.5
2. N.Y. Jets	68.7
3. New Orleans	73.0

Team	Interceptions
1. Green Bay	48
2. Philadelphia	47
3t. Carolina, New England	38

### POINT PRODUCTION

After outscoring their opponents a combined 139-43 over the past six games, the Packers find themselves near the top of the NFL's scoring differential column.

- ▶ The Packers have outscored their opponents 306-189 this season, and that 117-point differential ranks No. 2 in the NFL behind the team Green Bay will see this Sunday night. New England leads the league with a 139-point margin, outscoring its opponents 415-276.
- ▶ Green Bay ranks No. 3 in the NFL among teams with six or more wins with an average margin of victory of 16.63. On the flip side, the Packers' average margin of defeat in their five losses is the lowest in the league at 3.20.
- ▶ Last season the Packers ranked No. 3 in the league with an average margin of victory of 18.27, their highest mark since a 21.31 mark in their Super Bowl season of 1996.
- ▶ In 2009, Green Bay ranked No. 2 in the league in scoring differential, with a 164-point advantage over its opponents (461-297). That was second in the league to only the Super Bowl champion New Orleans Saints' 169-point differential (510-341).
- ▶ The Packers have been productive in the first half this season. They have outscored their opponents 156-94, and that 62-point margin in the opening half ranks tied for No. 6 in the league.
- ▶ Green Bay has been even more prolific opening the second half as it has outscored its opponents 90-26 in the third quarter. That differential of 64 points ranks No. 1 in the NFL.
- ▶ The Packers lead the league in scoring defense at 14.5 points per game and rank No. 11 in scoring offense with an average of 23.5 points per game.

### STAT OF THE WEEK



- ▶ Punting indoors for the third and final time this season this past Sunday at Detroit, P **Tim Masthay** made the most of the opportunity.
- ▶ According to the Elias Sports Bureau, Masthay became the **first punter in franchise history** to post a 50-yard average in a game with eight or more attempts.
- ▶ Masthay recorded a 50.3-yard gross average on his eight punts against the Lions, as well as a season-high net average of 43.4 (min. three attempts).
- ▶ He posted four punts of 50-plus yards on the afternoon, including a career-long 62-yard kick in the first quarter.
- ▶ Masthay became the first Packers punter to register four 50-yard punts in the same game since Jon Ryan did so on Nov. 12, 2006, at the Metrodome against the Vikings.
- ▶ He also placed three of the punts inside the 20-yard line at Detroit, giving him 18 kicks inside the 20 this season. That is the most since Ryan posted 18 in 2007, and with one more inside the 20, Masthay would have the most in a season since Josh Bidwell recorded 26 punts inside the 20 in 2002.
- ▶ Masthay has been especially productive over his past six games, ranking No. 4 in the NFL in net average (41.1), No. 7 in gross average (45.3), and tied for No. 7 in punts inside the 20 (13) over that span.



**THE DOPE ON THIS WEEK'S OPPONENT:**

**Packers vs. New England Patriots:**

**All-time regular season:**

4-4-0

**All-time, postseason:**

1-0

**All-time, at New England:** 2-3-0

**Streaks:** Beginning with Super Bowl XXXI, the Packers have won three of the last four.

**Last meeting, regular season:**

Nov. 19, 2006, at Lambeau Field; Patriots won, 35-0

**Last meeting, regular season, at New England:**

Oct. 13, 2002; Packers won, 28-10



**COACHES CAPSULES**

**Mike McCarthy:** 47-33-0, .588, (incl. 1-2 postseason); 5th NFL season

**Bill Belichick:** 174-99-0, .637 (incl. 15-5 postseason); 16th NFL season (11th with Patriots)

**Head to Head:** Belichick 1-0

**vs. Opponent:** McCarthy 0-1 vs. Patriots; Belichick 2-2 vs. Packers

**MIKE MCCARTHY**...Is in fifth year as the Packers' 14th head coach.

- ▶ Has led his team to the playoffs two of the past three years.
- ▶ One of only two coaches, along with New Orleans' Sean Payton, to have his offense ranked in the top 10 in total yardage each of the last four years.
- ▶ Was named Packers head coach on Jan. 12, 2006, his first head coaching job after 13 years as an NFL assistant.
- ▶ Honored as the 2007 Motorola NFL Coach of the Year and NFL Alumni Coach of the Year.
- ▶ Became the first Packers coach since Vince Lombardi to lead the team to a championship game in his second season.

**BILL BELICHICK**...Is in 11th year as the Patriots' 13th head coach.

- ▶ Is the only head coach in NFL history to win three Super Bowls in a four-year span (2001-04).
- ▶ Is in his 36th season as an NFL coach, having started as a special assistant with the Baltimore Colts in 1975.
- ▶ In addition to leading the Patriots since 2000, also served as head coach of the Cleveland Browns for five seasons (1991-95).
- ▶ Has won 126 games with the Patriots, more than any other head coach in NFL history through his first 10 years with a team.
- ▶ Owns the second-best postseason record in NFL history (15-5, .750), behind only Green Bay's Vince Lombardi (9-1, .900).

**THE PACKERS-PATRIOTS SERIES**

- ▶ The two teams first met in 1973 and have played each other only eight times over the past 37 regular seasons.
- ▶ The most significant meeting was the lone postseason one, Super Bowl XXXI in New Orleans. A matchup of decorated head coaches in Mike Holmgren and Bill Parcells went Green Bay's way as Desmond Howard returned a kickoff 99 yards for a TD and Reggie White recorded three sacks.
- ▶ Strangely, the last two meetings in New England (1997, 2002) have produced the exact same result, 28-10 Green Bay victories.
- ▶ New England's 35-0 win over the Packers in 2006 is the only shutout in the series but not the most lopsided game. The Packers beat the Patriots 45-3 in 1988 in Milwaukee.

**NOTABLE CONNECTIONS**

Packers defensive coordinator Dom Capers was a special assistant and secondary coach for the Patriots in 2008...Capers served as the defensive coordinator for the Jacksonville Jaguars from 1999-2000 when Patriots RB Fred Taylor was with the team and in the same role with the Miami Dolphins in 2006 when Patriots WR Wes Welker and RB Sammy

Morris played there...Packers offensive coordinator Joe Philbin was born in Springfield, Mass., and coached at Worcester Tech (1986-87), Northeastern (1995-96) and Harvard (1997-98)...Packers director of college scouting John Dorsey was a four-year starter (1980-83) at the University of Connecticut...Patriots special teams coach Scott O'Brien is a native of Superior, Wis., and played collegiately as a LB for the University of Wisconsin-Superior from 1975-78. He also started his coaching career there in 1980...Packers LB Clay Matthews was selected No. 26 overall in the 2009 NFL Draft with a pick acquired from New England in exchange for Green Bay's second-round choice (No. 41) and two third-round picks (Nos. 73 and 83). The Packers also received a fifth-round selection in the trade...Matthews' father, Clay Jr., played under Patriots head coach Bill Belichick and O'Brien for three seasons in Cleveland (1991-93), and teamed with Patriots DL coach Pepper Johnson in the Browns' linebacking corps in 1993...Johnson also played at Ohio State when Capers was the DBs coach for the Buckeyes from 1982-83...Patriots LB Tracy White spent three seasons in Green Bay (2006-08)...Patriots DT Ron Brace and Packers NT B.J. Raji played side-by-side on the Boston College defensive line...Patriots QB Tom Brady and Packers CB Charles Woodson were teammates on the University of Michigan's 1997 national championship team (Brady was the backup QB), and the two were involved in the play in the 2001 AFC Divisional playoffs that brought the "Tuck Rule" into the football lexicon, when Woodson played for Oakland...Patriots LS Matt Katula played collegiately at Wisconsin...Patriots RB coach Ivan Fears was the WRs coach for the Chicago Bears when Packers asst. OL coach Jerry Fontenot played for the team from 1993-96...Packers special teams coord. Shawn Slocum served in a similar capacity at Texas A&M when Patriots DL Ty Warren was a member of the team from 2000-02 and both are native to Bryan, Texas...Patriots offensive asst. Brian Ferentz's father, Kirk, is the head coach at the University of Iowa, and tutored Packers T Bryan Bulaga at the school from 2007-09...Other college teammates include Patriots S Brandon Meriweather and Packers CB Sam Shields (Miami), Patriots OL Rich Ohrnberger and Packers TE Andrew Quarless (Penn State), Patriots DT Myron Pryor and Packers P Tim Masthay (Kentucky), Patriots CB Jonathan Wilhite and Packers CB Pat Lee (Auburn, both '08 draft picks), Patriots OL Quinn Ojinnaka and Packers S Anthony Smith, and Patriots DL Kade Weston and Packers DE Jarius Wynn.

**INDIVIDUALLY VS. PATRIOTS**

In two career games against the Patriots, WR Donald Driver has five receptions for 85 yards...QB Aaron Rodgers relieved an injured Brett Favre in the 2006 meeting but broke his foot and was placed on injured reserve the following week.

**LAST MEETING, REGULAR SEASON**

Nov. 19, 2006, at Lambeau Field; Patriots won, 35-0

- ▶ Patriots QB Tom Brady threw four TD passes to four different receivers and the Packers compiled just 120 yards of total offense.
- ▶ Packers QB Brett Favre left the game in the second quarter with an elbow injury, the result of a hit from LB Tully Banta-Cain. QB Aaron Rodgers replaced him and injured his foot but finished the game. Later, Rodgers (4-of-12 passing for 32 yards, plus 11 yards rushing) found out the foot was broken, and his season was over.
- ▶ The Packers were an abysmal 1-of-13 on third downs, and the Patriots possessed the ball for 39 minutes, 10 seconds to the Packers' 20:50.
- ▶ Patriots RB Laurence Maroney rushed 19 times for 82 yards and caught one of Brady's TD passes, a 19-yarder in the fourth quarter for the game's final points.

**LAST MEETING, AT NEW ENGLAND**

Oct. 13, 2002; Packers won, 28-10

- ▶ After the Patriots took an early 3-0 lead, the Packers scored 28 unanswered points to upset the defending Super Bowl champions.
- ▶ RB Ahman Green rushed 31 times for 136 yards and a TD, a 1-yard run early in the fourth quarter to put the Packers ahead 28-3.
- ▶ Green also scored on an 8-yard TD pass from Favre as the Packers posted two TDs in less than a minute's time late in the second quarter, the second resulting from one of New England's four turnovers.
- ▶ Favre threw career TD passes No. 299, 300 and 301 while Brady threw three INTs. The Patriots also committed 12 penalties for 126 yards.

**PACKERS TEAM NOTES**

**NOT IN A GIVING MOOD**

- Last season the Packers set a franchise record with a league-low 16 giveaways, but this year's Green Bay team accomplished something that even the record-setting one in 2009 could not.
- ▶ In the five games prior to Sunday's contest at Detroit, Green Bay had turned the ball over just one time. That came at Atlanta in Week 12 when QB **Aaron Rodgers** fumbled at the goal line in the second quarter.
  - ▶ According to the Elias Sports Bureau, it was the **first time in franchise history** that the Packers turned the ball over just one time over a five-game span in a season.
  - ▶ In the Week 13 win over San Francisco, Rodgers did not throw an interception for the fifth straight game, his career high. The last Packers QB to not throw an interception in five straight starts in a season was Bart Starr in 1966.
  - ▶ Rodgers was intercepted on Sunday in Detroit when a deep pass down the middle went off WR **Greg Jennings'** hands and into a defender's. That snapped a streak of 181 attempts without an interception for Rodgers, good for No. 2 in franchise history. It put him behind only Bart Starr (294 in 1964-65) for the franchise record. Starr's mark ranks No. 2 in NFL history.
  - ▶ The performance against the 49ers was the Packers' fifth zero-turnover game this season, and Green Bay is 5-0 in those contests.
  - ▶ The Packers have their work cut out for them if they want to match the 2009 team that registered eight zero-turnover games (6-2).
  - ▶ If the Packers don't commit a turnover, they're almost guaranteed to win. They have now won 44 of 48 games (.917) playing turnover-free football since a loss at Dallas, Nov. 18, 1996. Green Bay's only losses in such games during that stretch came three times against Minnesota, twice in Minneapolis (2005, '08) and once at home (2009), and in Week 15 last year at Pittsburgh.
  - ▶ Green Bay is 20-3 (.870) under Head Coach **Mike McCarthy** when it doesn't commit a turnover.
  - ▶ Including playoffs, the Packers have won 46 of their last 50 games when they don't turn the ball over.



**STREAKING DOWN THE STRETCH**

- Through Week 14, QB **Aaron Rodgers** once again finds himself among the league leaders in several passing categories, but it has been his performance of late that has been especially notable.
- ▶ For the season, Rodgers ranks No. 8 with 3,289 yards, No. 4 with a 98.5 passer rating, tied for No. 6 with 23 TD passes, and No. 3 in passes of 25-plus yards with 32.
  - ▶ Rodgers' status for Sunday's game at New England is in question after he sustained a concussion on a second-quarter run on Sunday in Detroit that forced him to miss the final series of the first half and the entire second half.
  - ▶ Before that, he had put together the finest stretch of his career over the previous four contests. Starting with the Week 9 game vs. Dallas, Rodgers led the NFL with a 131.3 passer rating, completing 96-of-130 passes (73.8 percent) for 1,232 yards and 11 touchdowns with no interceptions in four games.
  - ▶ He posted a passer rating of 110-plus in each of those four games. It was just the third time in franchise history a QB has done so, with Rodgers doing it in 2009 (Sept. 27-Oct. 25) and Bart Starr in 1966 (Sept. 18-Oct. 9).
  - ▶ Rodgers is the **only NFL QB since the AFL-NFL merger in 1970** to post four straight games with a 110-plus rating in consecutive seasons.
  - ▶ Despite having a Week 10 bye and missing a good portion of Sunday's game at Detroit, Rodgers ranks tied for No. 2 among all NFL quarterbacks with 15 completions of 25-plus yards since Week 9, including four in the Week 13 win over San Francisco.
  - ▶ Rodgers' TD passes of 57 yards to **Greg Jennings** and 61 yards to **Donald Driver** against the 49ers gave him two 55-yard TD passes in the same game for the first time in his career.
  - ▶ That accomplishment is even more rare considering when it happened. According to the Elias Sports Bureau, Rodgers became only the second player (Brett Favre, vs. Ten., Dec. 20, 1998) to throw two TD passes of 50-plus yards in a game at Lambeau Field in December. There have been 59 regular-season games at Lambeau during the month of December.

**TAKING HIS PLACE AMONG THE GAME'S BEST**

- With 35 passing attempts at Atlanta in Week 13, **Aaron Rodgers** surpassed the 1,500-attempt plateau for his career, the benchmark to qualify for career passer rating in the NFL.
- ▶ Rodgers has completed 994-of-1,546 passes (64.3 percent) in his career for 12,090 yards and 82 touchdowns with 31 interceptions for a 97.6 passer rating.
  - ▶ That rating ranks **No. 1 in NFL history**, ahead of San Diego QB Philip Rivers, who has a 97.2 career rating.
  - ▶ Four of the top five rated passers in NFL history are active quarterbacks, with Steve Young (96.8), Tony Romo (95.5) and Peyton Manning (94.9) rounding out the top five.
  - ▶ Rodgers also ranks No. 1 in NFL history (min. 1,500 attempts) in interception percentage at 2.0, ahead of Neil O'Donnell (2.1) and Donovan McNabb (2.2).
  - ▶ Rodgers threw four TD passes at Minnesota in Week 11, his regular-season career high. His passer rating of 141.3 (22-of-31, 301 yards), was the second-best single game mark in his career behind only his 155.4 rating at Cleveland on Oct. 25, 2009.
  - ▶ Rodgers joins Eagles QB Michael Vick (at Washington, Nov. 15) and Patriots QB Tom Brady (at Detroit, Nov. 25, vs. N.Y. Jets, Dec. 6) as the only QBs to post a 140-plus passer rating, 300 yards passing and four passing TDs in a game this season.
  - ▶ His performance vs. San Francisco in Week 13 was the ninth game in which he had three-or-more TD passes and no INTs. Only one other player in history has accumulated as many games of that type within three seasons of his first NFL start, Kurt Warner with nine from 1999-2001.
  - ▶ Last season, Rodgers threw for 4,434 yards as he became the first QB in NFL history to throw for more than 4,000 yards in each of his first two seasons as a starter.
  - ▶ Rodgers joined Steve Young (San Francisco, 1998) as the only quarterbacks in NFL history to throw for 4,000 yards and 30 TDs and rush for 300 yards and five TDs in the same season.
  - ▶ In 45 career starts, Rodgers has eclipsed the century mark in passer rating 24 times and recorded 13 games of 300-plus yards. He posted his 20th career 100-plus passer rating game in just his 36th career start, which ranks third among NFL QBs since 1970 behind only Warner (33) and Romo (34).
  - ▶ Rodgers threw 70 TD passes in his first 40 career starts, a Packers franchise record.
  - ▶ Rodgers has started 45 straight games, which is tied for No. 4 among active NFL quarterbacks.
  - ▶ Here is a look at where Rodgers ranks among NFL quarterbacks since he took over as the starter in 2008:

Player	Passing Yards
1. Drew Brees, NO	13,312
2. Peyton Manning, IND	12,530
3. Philip Rivers, SD	12,131
4. <b>Aaron Rodgers, GB</b>	<b>11,761</b>

Player	Passing TDs
1. Drew Brees, NO	96
2. Philip Rivers, SD	88
3. Peyton Manning, IND	86
4. <b>Aaron Rodgers, GB</b>	<b>81</b>

Player	Passer Rating
1. Philip Rivers, SD	104.4
2. Michael Vick, PHI	103.9
3. Tom Brady, NE	101.9
4. Drew Brees, NO	99.5
5. <b>Aaron Rodgers, GB</b>	<b>98.5</b>

Player	25-yard passes
1. <b>Aaron Rodgers, GB</b>	<b>102</b>
2. Drew Brees, NO	101
3. Philip Rivers, SD	96





## PACKERS TEAM NOTES

### FEWER FLAGS ON THE FIELD

One area of emphasis for the Packers this season was reducing the number of penalties, and that focus has paid dividends.

- ▶ Through Week 14, Green Bay ranks tied for No. 9 in the league with 69 accepted penalties (5.3 per game), a pace that would make for a dramatic improvement from 2009. The Packers check in at No. 7 in penalty yardage with 541, an average of 41.6 yards per game.
- ▶ If the Packers continue the penalty pace they are on, it would be their best mark since 2001, when they finished with 80 penalties (No. 8 in the NFL).
- ▶ The Packers were the most-penalized team in the NFL last season with 118 (7.4 per game) while ranking second in penalty yardage with 1,057 (66.1 per game), the third straight year that they finished among the top five most-penalized teams.
- ▶ With just three penalties for 20 yards this past Sunday at Detroit, it was the seventh game this season that Green Bay had been called for three or fewer penalties in a game, the best single-season mark since nine contests in 1967.
- ▶ The eight penalties over a four-game span earlier this season (Oct. 24-Nov. 21) was the fewest by the Packers since they had eight from Nov. 19-Dec. 9, 1967.
- ▶ The performance at Minnesota in Week 11 was especially notable. The one penalty at the Metrodome was the fewest in 28 games at the stadium, and the last time a team posted just one penalty at Minnesota was San Diego on Nov. 28, 1999. The last time the Packers were only penalized once in a game came at Chicago on Dec. 23, 2007.
- ▶ The seven games this season match the number of combined games with three or fewer penalties in the first four seasons under Head Coach **Mike McCarthy**, and Green Bay didn't do it once last season. The Packers are 6-1 this season when they are penalized three or fewer times in a game.
- ▶ In Week 13 against San Francisco, the Packers didn't commit a defensive penalty for the first time in a game this season.
- ▶ Green Bay recorded two games with three or fewer penalties in 2008, two in '07 to end the regular season, and three in '06.
- ▶ Since the Packers were flagged a franchise-record 18 times for 152 yards in the loss at Chicago in Week 3, they've committed just 43 penalties for 325 yards over their last 10 games, an average of 4.3 penalties for 32.5 yards per game.
- ▶ The Packers got off to a good start this season with just two penalties at Philadelphia in Week 1, the fewest by Green Bay in an opening-day contest since Sept. 7, 1986, vs. Houston at Lambeau Field, when they were also called for two penalties.



### MAKING THEM PAY WITH TAKEAWAYS

After tying for the league lead in points off of takeaways in 2009, the Packers have been productive in that area again this season.

- ▶ Green Bay ranks No. 5 in the NFL with 87 points off of takeaways, with Sunday's opponent, New England, leading the league in the category with 105 points off of turnovers.
- ▶ The Packers are No. 7 in the NFL with a plus-7 turnover ratio and have a plus-8 mark over the past six games. Starting with the second half of the Week 7 Minnesota contest, the Packers have a plus-11 margin over that span.
- ▶ Of the Packers' 24 takeaways this season, 12 of them have been converted into touchdowns. That 50.0 TD percentage ranks tied for No. 2 in the NFL behind only Indianapolis (10-18, 55.6), and Green Bay's 12 TDs off of takeaways are tied for No. 2 in the NFL behind only New England (13).
- ▶ Green Bay has averaged 3.63 points off of takeaways this season, good for No. 8 in the league.

- ▶ The Packers are tied for No. 3 in the league with 18 interceptions and are tied with six other teams for the NFL lead in INTs for TDs (three).
- ▶ With LB **Clay Matthews'** INT for a TD in Week 9 vs. Dallas, the Packers have now posted at least three INTs for TDs in each of the last three seasons. That is the first time in franchise history that Green Bay has accomplished that feat. The Packers have posted at least three INTs for TDs in four of five seasons under Head Coach **Mike McCarthy**.
- ▶ Scoring points off of turnovers has become a trend for the Packers at Lambeau Field. They didn't score a point off a takeaway vs. San Francisco in Week 13, snapping a streak of 15 straight games at home with points scored that were set up by a turnover.
- ▶ The Packers have had 11 different players post an interception this season, the most by a Green Bay team since 11 in 2002.
- ▶ Green Bay posted 30 INTs and 10 fumble recoveries in 2009, which it turned into 141 points. The 40 takeaways led the NFL, and the 141 points scored off those takeaways tied New Orleans for most in the NFL.
- ▶ The 30 interceptions led the league and was the team's highest single-season total since 1981, when it also had 30.
- ▶ Last season Green Bay surpassed its 2008 total of 124 points off takeaways, which led the NFL. It also eclipsed its '08 total in interceptions (22) and fumble recoveries (six) while at the same time protecting the ball at a better clip. Green Bay's 16 giveaways was the lowest total in the NFL in 2009.
- ▶ During McCarthy's tenure, the Packers have a 35-6 (.854) record when they come out ahead in the game in turnover ratio, and a 6-19 (.240) record when they lose the takeaway battle. Under McCarthy, Green Bay is 19-3 (.864) when its turnover margin is plus-2 or better.
- ▶ The Packers rank tied for No. 2 in the NFL with a plus-42 turnover ratio since 2006 behind only New England (plus-49).

### PRODUCTION APLENTY INSIDE THE 20

Green Bay has had one of the more efficient red-zone offenses in the league over the past two seasons, finishing in the top 10 in the NFL in 2008 and 2009.

- ▶ Through Week 14, the Packers have had another productive season in that area, scoring touchdowns on 24 of 40 trips inside the opponent's 20. That 60.0 percent touchdown rate ranks No. 8 in the NFL, and the 24 TDs rank tied for No. 10.
- ▶ Green Bay's 192 points in the red zone this season (24 touchdowns, eight field goals) rank tied for No. 12 in the league. Its average of 4.80 points per red-zone trip ranks No. 10 in the NFL.
- ▶ The Packers' production has come in fewer opportunities than 2009, as they rank tied for No. 14 in the league with the 40 red-zone possessions. That is behind their pace from last season, when Green Bay finished No. 6 in the league with 62 red-zone drives.
- ▶ The highest red-zone conversion mark under Head Coach **Mike McCarthy** came in 2008, when the Packers ranked No. 6 in the NFL with a 60.4 percent touchdown rate. The last time Green Bay finished in the top five in the category came in 2003, when the Packers finished No. 2 in the NFL with a 65.4 conversion rate.
- ▶ Some of Green Bay's success in the red zone has to be credited to the play of QB **Aaron Rodgers**, who has been one of the more efficient signal-callers in the league inside the 20 since taking over as the starter in 2008.
- ▶ In Week 7 against Minnesota, Rodgers threw a red-zone interception for the only time in his 45 career starts to date. Since 2008, he has registered a 107.4 rating on 126-of-204 passing (61.8 percent) for 797 yards and 51 touchdowns with one interception in the red zone.
- ▶ According to STATS, Rodgers has connected on 41-of-62 passes (66.1 percent) for 259 yards and 15 TDs with one INT in the red zone in 2010 for a 107.5 passer rating.

**PACKERS TEAM NOTES**

**CLAY FINDS A WAY**

Despite sitting out Green Bay's Week 6 matchup vs. Miami due to a hamstring injury, the first time he missed a game in his career, LB **Clay Matthews** ranks No. 2 in the NFL with 12.5 sacks this season behind Miami's Cameron Wake (14.0).

- ▶ Matthews was named to the Midseason All-Pro Teams of *Pro Football Weekly* and *Sports Illustrated*, and was selected by the *Dallas Morning News* as the Midseason Defensive Player of the Year in the NFL.
- ▶ With a sack of QB Jon Kitna in the second quarter in Week 9 against Dallas, Matthews became the first Packer since the stat became official in 1982 to register a double-digit sack total in each of his first two seasons in the NFL.
- ▶ Matthews also posted his first career interception in Week 9, and returned the pick 62 yards for a TD on his way to earning NFC Defensive Player of the Week honors for the third time in his career. It was the second TD of his career, and both of his scores have come in prime-time games. Matthews returned a fumble 42 yards for a TD last season in Week 4 at Minnesota on *Monday Night Football*.
- ▶ According to the Elias Sports Bureau, Matthews is the **first NFL player** since sacks became an official statistic in 1982 to register double-digit sacks and a defensive TD in each of his first two seasons in the NFL.
- ▶ With three sacks against the Buffalo Bills in Week 2, Matthews became the first Packer to post three sacks in back-to-back games since it became an official league statistic in 1982.
- ▶ The performance vs. Buffalo came a week after Matthews registered a career-high three sacks in the Packers' 27-20 season-opening victory at Philadelphia.
- ▶ Matthews was named NFC Defensive Player of the Week for Week 2, and he also won the award last season for his two-sack outing vs. Baltimore in Week 13 on *MNF*.
- ▶ Matthews' six sacks in the first two games of the season were the most ever by a Packer to start a year.
- ▶ His 33 sack yards vs. Buffalo were the most by a Packer since DE Reggie White's 35 on two sacks vs. Minnesota on Oct. 22, 1995. Matthews ranks No. 2 in the league with 87.5 sack yards on the season behind only Wake (89.5). Aaron Kampman (108 in 2006) holds the single-season franchise record for sack yardage.
- ▶ Matthews' six sacks over a two-game span rank second in team history behind only Bryce Paup, who recorded 6.5 sacks in Weeks 3-4 in 1991. Paup posted 4.5 sacks vs. Tampa Bay on Sept. 15, and then followed that up with two more the next week at Miami on Sept. 22.
- ▶ In 28 career games played, Matthews has posted two or more sacks in a game five times. All five of those two-sack games came in Matthews' first 18 games in a Packers uniform, breaking White's franchise mark of four in his first 18 games with Green Bay (1993-94).
- ▶ Matthews' 22.5 sacks since 2009 rank No. 2 in the NFL behind only Minnesota DE Jared Allen (23).
- ▶ Matthews' 17 sacks in his first 20 games were the most ever by any NFL player to start a career. It topped the previous mark of 16.5 set by San Diego's Leslie O'Neal (1986, 1988) and the N.Y. Jets' John Abraham (2000-01).
- ▶ In 2009, Matthews set a Packers rookie record with 10 sacks on his way to earning Pro Bowl honors, the first Green Bay rookie to be named to the all-star game since Hall of Fame WR James Lofton in 1978.



**UNDER PRESSURE**

After recording six sacks in Week 1 at Philadelphia, the most by any NFL team on opening weekend, the Packers have followed that debut up with 31 more sacks in the next 12 games.

- ▶ Green Bay's 37 sacks as a team through Week 14 rank No. 4 in the NFL behind only the N.Y. Giants and Pittsburgh (39 each), and Oakland and San Diego (38 each). The Packers rank No. 4 in sack yardage with 250 and have had 13 different players record a sack this season.
- ▶ The only time Green Bay was shut out in the sack column this season

was in Week 6 against Miami, a game LB **Clay Matthews** missed due to injury. The Packers have failed to register a sack only two times in the past 21 regular-season games.

- ▶ The Packers' 21 sacks in the first five games this year were the most in a five-game span in Head Coach **Mike McCarthy's** five seasons.
- ▶ Green Bay recorded four sacks vs. San Francisco in Week 13, the Packers' fifth game with four-plus sacks. That is the most by a Green Bay team since the 2006 team posted six four-sack games.
- ▶ Of the team's 37 sacks, 12.5 have come courtesy of Matthews, who ranks No. 2 in the NFL in that category. DE **Cullen Jenkins** ranks second on the team with a career-high seven sacks, including two against the 49ers in Week 13, but he is not expected to play again this week after missing this past Sunday's game at Detroit as well with a calf injury.
- ▶ The Packers' sack total matches their final tally in 2009, when they ranked No. 11 in the league in the category.
- ▶ The Packers' best league ranking in sacks was No. 3, a spot they held on three occasions (1965, 1966, 2001).

**FIGHTING THROUGH ADVERSITY**

Every team in the league has to battle injuries at some point, but the Packers had to deal with a season's worth of significant ones in just the first half of the season.

- ▶ From the season-opening depth chart, the Packers have lost six starters for the remainder of the season due to injuries, three on each side of the ball.
- ▶ RB **Ryan Grant**, coming off back-to-back 1,200-yard seasons, sustained a season-ending ankle injury in Week 1 at Philadelphia. TE **Jermichael Finley**, whose 301 yards receiving in the first four games was the best start ever to a season by a Green Bay tight end, was lost for the year after suffering a knee injury on the second play from scrimmage at Washington in Week 5. T **Mark Tauscher**, who sustained a shoulder injury in Week 4 vs. Detroit, was placed on injured reserve on Nov. 12.
- ▶ Rookie S **Morgan Burnett**, who became only the second Packers rookie safety to start a season opener since 1988, sustained a season-ending knee injury against Detroit in Week 4. In the same game, LB **Nick Barnett**, the No. 2 tackler in franchise history, suffered a wrist injury that brought an end to his season. LB **Brad Jones** saw his season come to an end after sustaining a shoulder injury in Week 7 vs. Minnesota.
- ▶ The Packers currently have 13 players on injured reserve, and eight of those players started at least one game this season. According to the Elias Sports Bureau, no other team in the league has more players on injured reserve that started a game in 2010.
- ▶ Here is a look at the starters and key reserves that have missed games due to injury and/or have been placed on injured reserve this season:

<u>Opening-Day Starters</u>	<u>Games Missed</u>
RB Ryan Grant (ankle/IR)	12
S Morgan Burnett (knee/IR)	10
LB Nick Barnett (wrist/IR)	9
T Mark Tauscher (shoulder/IR)	9
TE Jermichael Finley (knee/IR)	8
LB Brad Jones (shoulder/IR)	7
FB Korey Hall (hip/back/knee)	3
DE Cullen Jenkins (calf)	2
DE Ryan Pickett (ankle)	2
LB Clay Matthews (hamstring)	1

<u>Key Reserves</u>	<u>Games Missed</u>
DE Justin Harrell (knee/IR)	12
DE Mike Neal (shoulder/IR)	11
S Derrick Martin (knee/IR)	8
LB Brady Poppinga (knee/IR)	7
LB Brandon Chillar (shoulder/IR)	5
TE Spencer Havner (hamstring/IR)	2
CB Sam Shields (calf)	2



**PACKERS TEAM NOTES**

**EXCERPTS FROM THE COACH – MONDAY, DEC. 13**

I'll start with the injuries. Daryn Colledge had a knee sprain. He has a chance to be back for this week. Frank Zombo also had a knee sprain. He'll be challenged for this week. His is more significant than Daryn's. Aaron Rodgers, just had a chance to visit with Aaron. He's just getting ready to start to go through the first procedure, first process of the testing and so forth. They had him sleep in this morning, and I just had a chance to visit with him. We'll go through the protocol that we do with all of our players, and we'll probably have a little better update for you Wednesday or Thursday, somewhere in that time frame. With that I'll take your questions.

▶ **(What do the doctors say about him having a concussion earlier this season and do you have to be more cautious?)**

That's all part of the protocol. I'm not medically rehearsed to sit here and take you through step by step. That's probably better questions for Dr. John Gray. But we're not going to take any chances. No different than on gameday. When it became a question, an issue, was he clear, wasn't he clear, we pulled him immediately. We'll always take the high side of caution in these types of situations.

▶ **(What is your assessment of why the offense performed poorly?)**

Offensively we performed poorly, and that starts with me. I did not probably do a good enough job during the course of the week. I did not see any signs in our preparation that led me to believe to be concerned about how we were going to perform. And frankly, the issues were clearly execution. If you go back and look at the tape, I give credit to Detroit and their defense, they did a fine job against us. But from a pure scheme standpoint, they played pretty much their base defense, and it was our guys against your guys, and we did not perform well in the areas of fundamentals. The execution, we had big-play opportunities. We only converted on one of them throughout the game. It was a poor performance by our offense.

▶ **(How did Lang do?)**

Well, I'm not going to ... as always, I haven't corrected it with the offense yet, and frankly, we're going to spend some time together, I promise you, and look at this Detroit film. It was not a very good day for anybody. You can start with me. Detroit's defense did an excellent job. We were outperformed, head coach, play-caller, all the way through.

▶ **(Any hope on Jenkins?)**

No, Cullen, I would say he would be challenged here probably for at least the next two weeks. He's making progress, but I don't see Cullen being ready this week.

▶ **(If you can, will you hold a roster spot for him?)**

I am week-to-week. I am looking to see who is ready to play against New England. That is more for Ted and the medical staff. Obviously if we felt that way already, we would have made that move. You are dealing with strains and calf muscles, no different than these knee sprains, there is some projection and it is usually never the same for any two people.

▶ **(How did Flynn play?)**

Matt did some good things. He did some things that...he could have thrown the ball a little bit better. He missed some throws is probably the biggest criticism you want to have on Matt. But as far as the management, he was productive as far as moving the offense. We didn't help him as far as the run game. The protection was not a positive, but he had an opportunity to make some throws and he made some throws and he missed some throws.

▶ **(How do you approach the sliding with the quarterbacks and how do you make sure they do that?)**

Well, the quarterbacks are coached to slide, and that's twice now this

year Aaron has taken an unnecessary hit and Matt also did the same. But they are also football players. And what's happened here, particularly of late if you go back to the Atlanta game or you go back last week against San Francisco, time and time again we have had a number of second-and-1s and third-and-1s. We have been really emphasizing the stick awareness, but it doesn't count for the guys in the red jerseys at practice and we probably need to do a better job of getting that across because the quarterbacks can't be taking unnecessary hits like that.

▶ **(Do you feel you need to have another quarterback up in the option in case Rodgers cannot go?)**

That's part of the conversation last night. Ted Thompson and I talked about that on the flight back. We have Graham Harrell here. I think Graham has done an excellent job in his time here and he definitely would be a viable option.



**KEEPING THE CHAINS MOVING**

Green Bay's offense hasn't enjoyed quite the same level of success as it did last season on third down but has significantly improved its play in that area of late.

▶ Entering the Week 9 contest vs. Dallas ranked No. 26 in the league with a 35.1 conversion rate on third down this season, the offense was successful on 10-of-15 third-down opportunities against the Cowboys, including 7-of-8 in the first half.

▶ That percentage of 66.7 was the best single-game performance by a Green Bay offense since the Packers were successful on 71.4 percent of their third-down opportunities (10-of-14) vs. Cleveland on Sept. 18, 2005.

▶ The Packers followed that up with an 8-of-15 outing (53.3 percent) on third down in Week 11 at Minnesota, the first time this season Green Bay topped the 50-percent

conversion mark in two straight games.

▶ After a 4-of-12 performance in the Week 12 loss at Atlanta, the Packers bounced back with a 9-of-15 outing (60.0 percent) in the win over San Francisco the following Sunday.

▶ Despite a 3-of-15 (20.0 percent) performance this past Sunday against the Lions, the Packers have moved up 15 spots in the league rankings since Week 9, currently checking in at No. 11 with a 40.7 conversion rate.

▶ The Packers were one of the best teams in the league on third down in 2009, as they converted at a 47.0 percent clip. That led the NFC and ranked No. 3 in the NFL.

**OUT OF THE BREAK**

The opening drive of either half can help set the tone, and the Packers have been productive on both sides of the ball coming out of halftime.

▶ The Packers rank tied for No. 5 in the NFL with 34 points on their first possession of the second half, which tops their mark of 20 points on opening second-half drives last season (No. 20).

▶ The high mark under **Mike McCarthy** came in 2007, when Green Bay tied for No. 3 in the league with 50 points on opening second-half drives.

▶ The Packers did not score a touchdown on the first drive of the second half all of 2008, part of a 34-game span without a TD on the first possession after halftime that started late in 2007 and ran all the way until Week 16 vs. Seattle last season.

▶ Green Bay's defense has done its part as well to start the second half, allowing just six points in 13 games this season. That ranks No. 2 in the NFL behind only Cleveland (three points). The defense has also posted three interceptions on the opening drive of the second half, which ranks No. 2 in the NFL.

▶ Last year the Packers gave up 31 points on opening second-half drives, which ranked No. 18 in the NFL.



## PACKERS TEAM NOTES

### PROTECTION THE KEY

The Packers have cut down on the number of sacks they have allowed this season, and the effect that has had on **Aaron Rodgers'** production has been evident.

- ▶ Over the past 16 regular-season games, Rodgers has been sacked either once or not at all in eight of those contests, including the Week 12 contest at Atlanta when the line allowed just one sack.
- ▶ In his three years as the starting quarterback, there have been 16 games where the line has given up either one sack or no sacks of Rodgers. The Packers have a 12-4 (.750) mark in those contests.
- ▶ Rodgers has been very efficient in those games, completing 372-of-530 passes (70.2 percent) for 4,390 yards and 32 TDs with just seven INTs for a 109.7 passer rating.
- ▶ There have been three games this season where the line hasn't given up a single sack of Rodgers.
- ▶ Prior to Rodgers being sacked in the second quarter vs. Detroit in Week 4, the offensive line had not allowed a sack in 11 straight quarters, the longest streak for the team since 2007.
- ▶ The Packers have allowed 29 sacks this season, which ranks No. 19 in the NFL, but it is much improved from 2009 when they gave up 50 sacks of Rodgers on the season, 41 in the first nine contests.
- ▶ When Rodgers has been sacked four or more times in a game during his career, the Packers are 5-9 (.357).
- ▶ Injuries and performance issues affected the offensive line in the first half of 2009. Once the line regained some continuity down the stretch, it allowed just 10 sacks of Rodgers over the final seven games.
- ▶ Green Bay has had stability along the line in 2010, with four linemen, LT **Chad Clifton**, LG **Daryn Colledge**, C **Scott Wells**, and RG **Josh Sitton** starting every game, and rookie RT **Bryan Bulaga** opening the last nine at RT with veteran **Mark Tauscher** sidelined due to injury. Tauscher was placed on injured reserve (shoulder) on Nov. 12.



▶ The Packers' rushing average of 9.2 yards per carry against the Redskins was the best single-game performance (min. 15 attempts) in a regular-season game in team history.

▶ **John Kuhn**, primarily at fullback during his first three seasons in Green Bay, has been given more opportunities to carry the ball at RB. Against Detroit in Week 4, Kuhn posted 34 of his 39 rushing yards on the final series, as the Packers ran out the final 6:32 in the 28-26 win. He has a career-best 238 rushing yards on 68 carries (3.5 avg.) this season. Entering this season, Kuhn had 46 rushing yards on 18 carries in four NFL seasons.

▶ Kuhn recorded career highs in both carries (13) and rushing yards (50) against the Cowboys, highlighted by a 17-yard run in the second quarter to convert a third down.

▶ Rookie RB **Dimitri Nance** saw the most significant action of his career at Minnesota in Week 11, posting 37 yards on 12 carries (3.1 avg.), and he has 52 yards on 21 attempts for the season (2.5 avg.).

▶ Fellow rookie RB **James Starks** made his NFL debut in Week 13, registering 73 yards on 18 carries (4.1 avg.) vs. San Francisco.

▶ The Packers have posted 36 runs of 10-plus yards this season, which is tied for No. 17 in the league. Last season Green Bay finished No. 23 in the NFL with 42 runs of 10 yards or more.

### SPREADING IT AROUND

With back-to-back 1,200-yard rusher **Ryan Grant** lost for the season after sustaining an ankle injury in Week 1 at Philadelphia, the Packers have turned to several backs to help carry the load for the offense.

- ▶ **Brandon Jackson**, who excelled in his role as a third-down back in 2009, leads the team with a career-high 546 rushing yards on 143 carries this season (3.8 avg.). He also has posted a career-high 859 yards from scrimmage.
- ▶ Jackson recorded a career-high 115 yards on 10 carries (11.5 avg.) at Washington in Week 5, highlighted by a career-long 71-yard run on his first carry of the game.
- ▶ Jackson registered one of the finest all-around performances of his career vs. Minnesota in Week 7, recording 104 yards from scrimmage (58 rushing, 46 receiving). His 36-yard pickup on a first-quarter screen pass was his career-long reception at the time.
- ▶ Jackson also has 39 receptions for 313 yards (8.0 avg.) this season, career highs in both categories, including a career-best 37-yard pickup on a screen against the 49ers in Week 13.
- ▶ Jackson is the first Packers RB since Ahman Green in 2006 to register 500 rushing yards and 300 receiving yards in the same season.
- ▶ Against Dallas in Week 9, Jackson posted a rushing TD and a receiving TD, only the second time in his career that he scored on both in a game (vs. Seattle, Dec. 27, 2009).
- ▶ The Packers rushed for 157 yards as a team at Washington in Week 5 on just 17 carries (9.2 avg.). It was the first time in team history that the Packers rushed for 150 yards in a regular-season game on fewer than 20 carries.

NFL		NFL Offense			NFL Defense		
After Week...	Opp.	Total	Rush	Pass	Total	Rush	Pass
1	at Phi	17T	8T	19	18	30	16
2	BUF	15T	14	16	3	28	3
3	at Chi	12	22	11	2T	18	3
4	DET	19	22	14	10	24	7
5	at Was	12	15T	10	13	15	15
6	MIA	13	19	10	15	21	17
7	MIN	11	20	8	18	23	14
8	at NYJ	16	22	10	18	25	17
9	DAL	16	20	9	14	20	11
10	(bye)	14	20	10	13	20	11
11	at Min	13	19	11	12	18	11
12	at Atl	12	23	7	12	18	10
13	SF	9	23	6	10	18	6
14	at Det	11	24	8	9	19	3
15	at NE						
16	NYG						
17	CHI						
<b>Packers in 2009</b>		<b>6</b>	<b>14</b>	<b>7</b>	<b>2</b>	<b>1</b>	<b>5</b>
<b>Packers in 2008</b>		<b>8</b>	<b>17</b>	<b>8</b>	<b>20</b>	<b>26</b>	<b>12</b>
<b>Packers in 2007</b>		<b>2</b>	<b>21</b>	<b>2</b>	<b>11</b>	<b>14</b>	<b>12</b>
<b>Packers in 2006</b>		<b>9</b>	<b>23</b>	<b>8</b>	<b>12</b>	<b>13</b>	<b>17</b>
<b>Packers in 2005</b>		<b>18</b>	<b>30</b>	<b>7</b>	<b>7</b>	<b>23</b>	<b>1</b>
<b>Packers in 2004</b>		<b>3</b>	<b>10</b>	<b>3</b>	<b>25</b>	<b>14</b>	<b>25</b>
<b>Packers in 2003</b>		<b>4</b>	<b>3</b>	<b>16</b>	<b>17</b>	<b>10</b>	<b>23</b>
<b>Packers in 2002</b>		<b>12</b>	<b>12</b>	<b>10</b>	<b>12</b>	<b>21</b>	<b>3</b>
<b>Packers in 2001</b>		<b>6</b>	<b>21</b>	<b>3</b>	<b>12</b>	<b>16</b>	<b>15</b>
<b>Packers in 2000</b>		<b>15</b>	<b>23</b>	<b>8</b>	<b>15</b>	<b>8</b>	<b>19</b>
<b>Packers in 1999</b>		<b>9</b>	<b>21</b>	<b>7</b>	<b>19</b>	<b>22</b>	<b>18</b>
<b>Packers in 1998</b>		<b>5</b>	<b>25</b>	<b>3</b>	<b>4</b>	<b>4</b>	<b>10</b>
<b>Packers in 1997</b>		<b>4</b>	<b>12</b>	<b>3</b>	<b>7</b>	<b>20</b>	<b>8</b>
<b>Packers in 1996</b>		<b>5</b>	<b>11</b>	<b>5</b>	<b>1</b>	<b>4</b>	<b>1</b>
<b>Packers in 1995</b>		<b>7</b>	<b>26</b>	<b>3</b>	<b>14</b>	<b>7</b>	<b>21</b>
<b>Packers in 1994</b>		<b>9</b>	<b>19</b>	<b>9</b>	<b>6</b>	<b>3</b>	<b>15</b>
<b>Packers in 1993</b>		<b>19</b>	<b>22</b>	<b>18</b>	<b>2</b>	<b>8</b>	<b>7</b>

**PACKERS TEAM NOTES**

**ON THE ROAD AGAIN**

Green Bay finished 5-3 on the road in 2009, the third time in four seasons it had finished above .500 under Head Coach **Mike McCarthy**.

- ▶ The Packers have been able to stay above the .500 mark on the road during McCarthy's tenure, a notable achievement in the National Football League.
- ▶ Green Bay got off to a good start this year with a win at Philadelphia in the season opener. It was the fifth straight season under McCarthy that the Packers have won their first road game of the year. The Packers are 3-4 away from Lambeau Field this season, with their final road contest of the season coming up this Sunday in New England.
- ▶ Since 2006, McCarthy's first season as the head coach in Green Bay, only 12 of 32 NFL teams have regular-season road records over .500.

Team	W	L	T	Pct.
New England	28	11	0	.718
Indianapolis	27	12	0	.692
New York Giants	25	13	0	.657
New Orleans	24	14	0	.632
Dallas	23	15	0	.605
Philadelphia	23	15	1	.603
San Diego	22	16	0	.579
N.Y. Jets	21	17	0	.553
Tennessee	21	17	0	.553
<b>Green Bay</b>	<b>21</b>	<b>18</b>	<b>0</b>	<b>.538</b>
Pittsburgh	21	18	0	.538
Chicago	20	18	0	.526

**291 AND COUNTING**

Another packed house at Lambeau Field against the 49ers in Week 13 brought the stadium's consecutive sellouts streak to 291 games (275 regular season, 16 playoffs).

- ▶ The Week 7 crowd of 71,107 vs. Minnesota was the third-largest regular-season crowd in Lambeau Field history.
- ▶ The league's longest-tenured stadium, Lambeau Field is hosting its 54th season of football this year. A total of 565,666 fans made their way through the turnstiles in the eight home contests in 2009.
- ▶ Across American professional sports, only Boston's Fenway Park (1912) and Chicago's Wrigley Field (1914) have longer tenures.

**THE LAMBEAU ADVANTAGE**

The crown jewel of the National Football League, Lambeau Field has long been known as one of the tougher venues to play in, particularly during the harsh Wisconsin winter.

- ▶ Re-establishing home-field advantage after a 4-4 mark in 2008 was one of the goals of 2009, and with the Packers finishing 6-2 at home, they accomplished that goal.
- ▶ Head Coach **Mike McCarthy** stated consistently upon his arrival in Green Bay that one of the team's goals would be to reclaim the mystique of playing at Lambeau Field. Mission accomplished. The team is 24-8 (.750) since 2007, the best regular-season home mark in the NFC over that span.
- ▶ Since **Ron Wolf** and **Mike Holmgren** began the revitalization of the franchise in 1992, Green Bay owns the best home record in the NFL. A look at the top regular-season home W-L records since the '92 season:

Team	W-L record	Pct.
<b>Green Bay</b>	<b>112-38-0</b>	<b>.747</b>
Pittsburgh	108-41-1	.723
Denver	105-45-0	.700
Minnesota	104-46-0	.693
New England	102-48-0	.680
Kansas City	100-50-0	.667

**HOME COOKING**

The Packers' win over Dallas at Lambeau last November was the first step to a 7-1 finish and a playoff berth for Green Bay.

- ▶ Since that Week 10 victory over the Cowboys last year, the Packers have been one of the best teams in the league at home. Green Bay's lone defeat since then came to Miami this season in Week 6 when the Packers fell to the Dolphins in overtime.

Team	W	L	T	Pct.
New England	9	0	0	1.000
<b>Green Bay</b>	<b>9</b>	<b>1</b>	<b>0</b>	<b>.900</b>
San Diego	9	2	0	.818

**IN THE FREE-AGENCY ERA**

Talk of unrestricted free agency in the early '90s led many to forecast tough times for the small-town Green Bay Packers.

- ▶ However, Green Bay has remained among the most successful teams since the advent of free agency in 1993. The Packers have won 10 or more games 10 times since '93 and captured seven division crowns.
- ▶ A look at the most successful teams in the free-agency era:

Team	W-L since '93	Pct.	Playoff berths
New England	182-103-0	.639	11
Pittsburgh	179-105-1	.630	11
<b>Green Bay</b>	<b>177-108-0</b>	<b>.621</b>	<b>12</b>
Indianapolis	171-114-0	.600	12
Denver	165-120-0	.579	7

**IN THE LEAGUE RANKINGS, 2010**



GREEN BAY (Team)			NEW ENGLAND (Team)		
Category	NFC	NFL	Category	AFC	NFL
Turnover Margin (+7)	4	7	Turnover Margin (+18)	1	1
Total Offense (350.9)	6	11	Total Offense (363.2)	4	8
Rushing (98.8)	11	24	Rushing (112.5)	10	15
Passing (252.2)	4	8	Passing (250.7)	5	9
Total Defense (314.1)	5	9	Total Defense (375.1)	14	27
vs. Rush (117.3)	10	19	vs. Rush (108.9)	7	14
vs. Pass (196.8)	2	3	vs. Pass (266.2)	15	31
Third-Down Offense (41.7%)	3	6	Third-Down Offense (47.1%)	7	13
Third-Down Defense (36.6%)	6	12	Third-Down Defense (48.2%)	16	32
Red-Zone Offense (60.0%)	4	8	Red-Zone Offense (63.0%)	1	3
Red-Zone Defense (48.1%)	6	11	Red-Zone Defense (59.5%)	11T	23T

GREEN BAY (Individual)			NEW ENGLAND (Individual)		
Category	NFC	NFL	Category	AFC	NFL
Rushing: Jackson (546)	15	33	Rushing: Green-Ellis (786)	11	17
Passing: Rodgers (98.5)	2	4	Passing: Brady (109.9)	1	1
Receptions: Jennings (61)	12	20	Receptions: Welker (80)	2T	3T
Rec. Yds.: Jennings (996)	2	5	Rec. Yds.: Welker (787)	10	21
Sacks: Matthews (12.5)	1	2	Sacks: Wright (5.5)	15T	32T
Interceptions: Williams (5)	4T	6T	Interceptions: McCourty (6)	1T	2T



**PACKERS TEAM NOTES**

**JENNINGS FLASHES HOT HANDS**


- After getting off to a slower start this season, **Greg Jennings** has been one of the most productive receivers in the NFL over the past eight games.
- ▶ Since he posted 14 receptions for 183 yards (13.0 avg.) and three TDs in the opening five contests, Jennings leads the NFL with 813 yards on 47 receptions (17.3 avg.) since Week 6.
  - ▶ Starting with the game against Miami, Jennings has averaged 101.6 yards per game, **No. 1 in the NFL** over that span. No other wide receiver in the league has averaged 100 yards a game during that time frame.
  - ▶ Jennings ranks No. 3 in the NFL with 11 TD receptions, just one shy of his career high (12 in 2007), and checks in at No. 5 with 996 receiving yards.
  - ▶ He registered 122 yards on six receptions, including a 57-yard TD catch vs. the 49ers in Week 13. It was his third straight 100-yard game, only the second time in his career (Weeks 2-4, 2008) he has accomplished that feat.
  - ▶ Jennings registered a career-high three TD receptions in Green Bay's 31-3 win at Minnesota in Week 11, becoming the first Packer since WR Javon Walker (Sept. 26, 2004) to record three TD catches in a game.
  - ▶ He caught seven passes for 152 yards in the game, with the yardage total the second-best single-game mark of his five-year career behind only a 167-yard outing at Detroit on Sept. 14, 2008. The performance in Week 11 earned him NFC Offensive Player of the Week honors for the first time in his career.
  - ▶ Jennings became just the third Packer in team history to post seven catches/150 yards receiving/three receiving TDs in the same game, joining Walker (Sept. 26, 2004) and WR Antonio Freeman (Dec. 20, 1998).
  - ▶ He is one of only two NFL players this season (Tennessee's Kenny Britt, Oct. 24) to post seven catches/150 receiving yards/three TD catches in a game.
  - ▶ The Minnesota game in Week 11 was Jennings' fifth straight with six or more receptions as he became the first Packer since WR Sterling Sharpe in 1993 to post six or more catches in five straight games.
  - ▶ With one more TD catch, Jennings would become just the fourth player in team history (Sharpe, Freeman, Billy Howton) to catch at least 12 TD passes in a season twice in a Packers uniform.
  - ▶ Jennings' 86-yard score against Miami in Week 6 marked a career long for both him and QB **Aaron Rodgers**, and it was the longest reception by a Green Bay player since WR Robert Brooks hauled in a 99-yard TD from QB Brett Favre at Chicago on Sept. 11, 1995, on *Monday Night Football*. WR **Donald Driver** had a 90-yard TD grab in the 2007 NFC Championship Game on Jan. 20, 2008.
  - ▶ Jennings' 86-yard reception is the sixth-longest play from scrimmage in the NFL this season and the longest by a Packer since RB Ahman Green's 90-yard TD run vs. Dallas on Oct. 24, 2004.
  - ▶ It was the fourth 80-yard reception of Jennings' career, moving him into the No. 1 spot in the franchise record books ahead of teammate **Donald Driver** (3). Jennings and Buffalo WR Lee Evans are tied for the NFL lead in 80-yard catches in a career among active NFL players.
  - ▶ Among NFL players with 50-plus receptions this season, Jennings ranks No. 2 in the NFL in receiving average at 16.3 yards per catch, trailing only Denver's Brandon Lloyd (18.8).
  - ▶ When it comes to scoring passes, Jennings has an eye-popping average during his career. Of his 39 career touchdown catches, 16 (41.0 percent) have been at least 40 yards in length. He has a staggering average of 32.3 yards per TD catch, which ranks No. 2 among current players with at least 20 career touchdown catches.

<u>Player</u>	<u>40-plus-yard catches (since 2007)</u>
1. <b>Greg Jennings, GB</b>	26
2. Terrell Owens, CIN	22
3t. DeSean Jackson, PHI	20
3t. Andre Johnson, HOU	20


<u>Player</u>	<u>Yards Per TD Catch (Career)</u>
1. Bernard Berrian, MIN	34.0
2. <b>Greg Jennings, GB</b>	32.3
3. Santana Moss, WAS	32.2

**TRAMON'S TALENTS**

- CB **Tramon Williams** etched his name into the team's record books with a pair of big plays in Week 5 at Washington, and he has delivered impactful performances throughout the season.
- ▶ With a 52-yard punt return in the second quarter and a 64-yard interception return in the fourth quarter, Williams became the first player in franchise history to post a 50-yard punt return and a 60-yard interception return in the same game.
  - ▶ Showing just how rare the feat is, no player in team annals has ever posted both of those returns in the same season.
  - ▶ Williams became just the third NFL player since the AFL-NFL merger in 1970 to accomplish the feat in a game, joining Dallas' Deion Sanders (Sept. 21, 1998) and the late Darrent Williams of the Denver Broncos (Nov. 13, 2005).
  - ▶ Explosive plays are nothing new to the fourth-year CB who went undrafted out of Louisiana Tech in 2006. Williams recorded a 94-yard punt return for a score vs. Carolina on Nov. 18, 2007, as well as a 67-yard kickoff return vs. Chicago that season (Oct. 7). Last season, he posted his career-long INT return with a 67-yarder vs. Chicago (Sept. 13).
  - ▶ Williams is only the third NFL player whose career began since the 1970 merger to post a 90-yard punt return and interception and kickoff returns of 65 yards in a career, joining Adam Jones and Lemar Parrish.
  - ▶ Williams posted his fifth interception of the season this past Sunday at Detroit, which ties his career high set in 2008. Facing Lions WR Calvin Johnson for much of the afternoon this past Sunday, he didn't allow a catch when he was matched up with Johnson. The standout receiver finished the game with one reception, which matched his season low, for 44 yards.
  - ▶ All of Williams' interceptions have come in the last nine games, and his five interceptions since Week 5 rank tied for No. 3 in the NFL.
  - ▶ Williams has now posted four or more interceptions in each of the past three seasons. He is the only undrafted player in the NFL to accomplish that feat each of the last three seasons (2008-10).
  - ▶ At the N.Y. Jets in Week 8, Williams recorded an interception, a forced fumble and a fumble recovery, the first time in his career he posted all three in the same game. It was the second straight season a Green Bay CB had accomplished that feat, with **Charles Woodson** registering all three last season at Detroit in Week 12.
  - ▶ Williams was selected to the Midseason All-Pro team by the *Dallas Morning News'* Rick Gosselin.



## 2010 HONOR ROLL



- K Mason Crosby**  
NFC Special Teams Player of the Week - Week 1 (at Philadelphia)
- WR Greg Jennings**  
NFC Offensive Player of the Week - Week 11 (at Minnesota)
- P Tim Masthay**  
NFC Special Teams Player of the Week - Week 8 (at N.Y. Jets)
- LB Clay Matthews**  
NFC Defensive Player of the Week - Week 2 (vs. Buffalo)  
NFC Defensive Player of the Month - September  
NFC Defensive Player of the Week - Week 9 (vs. Dallas)  
Midseason All-Pro Team - *Pro Football Weekly, Sports Illustrated*
- QB Aaron Rodgers**  
FedEx Air Player of the Week - Week 11 (at Minnesota)  
NFC Offensive Player of the Week - Week 13 (vs. San Francisco)  
FedEx Air Player of the Week - Week 13 (vs. San Francisco)
- CB Charles Woodson**  
NFC Defensive Player of the Week - Week 4 (vs. Detroit)

**PACKERS TEAM NOTES**

**THE INTERCEPTORS**

Leading the way when it comes to takeaways the past few seasons for Green Bay has been the defensive-back tandem of CB **Charles Woodson** and S **Nick Collins**.

- ▶ Woodson ranks No. 2 among all NFL players since 2008 with 18 interceptions behind only Eagles CB Asante Samuel (20), with Collins tied for the No. 5 position with 15 over that span.
- ▶ Collins ranks No. 2 among all NFL players (Baltimore S Ed Reed, 458) with 415 interception return yards since '08, and Woodson inched closer with his 48-yard INT return for a TD vs. Detroit in Week 4. He sits in the No. 3 spot in the league, checking in with 396 INT return yards over the past three seasons.
- ▶ Collins has some work to do if he hopes to keep up with Woodson's pace of return TDs. Woodson leads the league since 2008 with six INT returns for touchdowns, with Collins tied for the No. 3 spot with three scores.
- ▶ The Packers rank tied for No. 3 in the NFL with four other teams with 18 interceptions this season. Green Bay is tied for No. 8 in the league with five INT returns of 20-plus yards.
- ▶ Woodson and Collins have helped put the Packers at the top of the leaderboard in all three interception categories since 2008:

<u>Team</u>	<u>Interceptions</u>
1. Green Bay	70
2. Philadelphia	62
3. Baltimore	61

<u>Team</u>	<u>INT return yardage</u>
1. Green Bay	1,449
2. New Orleans	1,036
3. Baltimore	1,012

<u>Team</u>	<u>Interception TDs</u>
1. Green Bay	12
2. Baltimore	10
3t. Tampa Bay, Tennessee	8

<u>Team</u>	<u>INT return average</u>
1. New Orleans	20.72
2. Green Bay	20.70
2. Kansas City	20.55

**YOUTH IS SERVED**

Whenever injuries occur, it is a chance for other players on the roster to show what they are capable of in an expanded role. For Green Bay this season, many of those opportunities have gone to younger players.

- ▶ Six Green Bay rookies have started a game in 2010, the most since the Packers had that many rookies start at least one game in 2007.
- ▶ T **Bryan Bulaga**, the team's first-round pick out of Iowa who worked at LT and LG all preseason, has started each of the past nine games at RT in place of injured veteran **Mark Tauscher**, who was placed on IR.
- ▶ LB **Frank Zombo**, a non-drafted free agent from Central Michigan, has played in every game with eight starts. He ranks No. 5 on the team and leads all Green Bay rookies with 67 tackles (44 solo) and a forced fumble. His four sacks rank tied for No. 3 among NFL rookies.
- ▶ TE **Andrew Quarless** started his first career game vs. Detroit in Week 4 and has factored more prominently in the offense with starting TE **Jermichael Finley** (knee) lost for the season. Quarless' 62 yards receiving this past Sunday at Detroit were the most by a Packers rookie TE since Ron Kramer recorded 68 yards at Detroit on Nov. 27, 1958. Quarless has 205 receiving yards on 17 catches (12.5 avg.) this season.
- ▶ DE **C.J. Wilson**, a seventh-round selection from East Carolina, started for the first time in his career in Week 6 vs. Miami in place of an injured **Ryan Pickett**, and posted four tackles. He has seen more significant time over the past eight games, recording 20 tackles (12 solo) on the season. Wilson registered his first career sack in Week 9 against Dallas, bringing down QB Jon Kitna on the final play of the game.
- ▶ S **Morgan Burnett**, a third-round pick out of Georgia Tech, became only the second Packers rookie safety to start on opening day since

1988. He opened the first four games, posting 15 tackles and an interception, before sustaining a season-ending knee injury in Week 4.

- ▶ Burnett was joined in the starting lineup in Week 1 by nickel CB **Sam Shields**, a non-drafted rookie out of Miami. It was the first time since the 1970 merger that the Packers started two rookie DBs on opening day. Shields has 16 tackles, six passes defended and an interception in 11 games played with five starts as the Packers' nickel corner.

**STILL GETTING THE JOB DONE**

In 2009, CB **Charles Woodson** enjoyed the finest season of his career, his first year in the 3-4 scheme, and has continued his impactful ways in 2010.

- ▶ Woodson ranks tied for second on the team with two interceptions this season and has been productive again in tackles as he ranks No. 3 on the team with 89 stops (69 solo). That tops his previous career best of 81 stops last season.
- ▶ Woodson leads the Packers with four forced fumbles this season, his second straight season with four. He is the only defensive back in the NFL to register four forced fumbles each of the past two seasons.
- ▶ Woodson is the only Packers defensive back since 1994 to record four forced fumbles in a season, and he has done it twice.
- ▶ Woodson achieved the highest individual honor bestowed upon a defensive player, taking home *The Associated Press* Defensive Player of the Year award last season. He also was named an AP first-team All-Pro.
- ▶ His 48-yard interception return for a touchdown in the third quarter against Detroit this season in Week 4 was his eighth career with the Packers, which set a franchise record. He had been tied with Hall of Fame CB Herb Adderley (seven, 1961-69) for the team mark.
- ▶ It was also Woodson's ninth defensive TD (eight INTs, one fumble return) in a Green Bay uniform, which further extended his franchise record.
- ▶ The touchdown gave Woodson 10 interception returns for touchdowns in his career (two with Oakland), which moved him up in the NFL record books as he became just the third player in league history to post 10 career interception returns for touchdowns. He now trails only Rod Woodson (12) and Darren Sharper (11).
- ▶ Woodson has returned an INT for a touchdown in five straight seasons, all five of his years in Green Bay (2006-10), becoming the first player in NFL history to do so in five consecutive seasons.
- ▶ The score in Week 4 was also the third straight year that Woodson has returned an INT for a TD against Detroit. He is the first player in NFL history to return an interception for a TD in three consecutive seasons against the same team.
- ▶ In 2009, Woodson became the fourth player in NFL history since sacks became an official statistic to record at least nine interceptions and two sacks in a single season. Woodson also led the Packers with four forced fumbles.
- ▶ His four forced fumbles ranked tied for second among NFL defensive backs in 2009, and his six sacks since 2008 rank tied for No. 2 among NFL defensive backs.
- ▶ There's no doubt Woodson's career has undergone a revitalization since coming to Green Bay. He now has 47 career interceptions, which is tied for third among active NFL players. Of his interceptions, 30 have come in 74 games with Green Bay. In 106 games with the Raiders, he had 17.
- ▶ A look at where Woodson ranks among NFL players in interceptions since 2008:

<u>Player</u>	<u>Interceptions</u>
1. Asante Samuel, PHI	20
2. Charles Woodson, GB	18
3t. Troy Polamalu, PIT	16
3t. Ed Reed, BAL	16

<u>Player</u>	<u>Interception TDs</u>
1. Charles Woodson, GB	6
2. Jabari Greer, NO	4
3t. Eight players	3




**PACKERS TEAM NOTES**

**BISHOP AND HAWK MAKING PRESENCE FELT**

With injuries to MLB **Nick Barnett** and nickel LB **Brandon Chillar**, BLB **A.J. Hawk** and MLB **Desmond Bishop** have stepped into the role of every-down linebackers, and the tandem has taken advantage of the opportunities.

- ▶ Hawk leads the team with 111 tackles (80 solo) through 13 games, including five double-digit tackle games.
- ▶ His 29 combined tackles in Weeks 6-7 rank second in Hawk's career for the most tackles over a two-game span, trailing only a combined 33 tackles during his rookie campaign of 2006 (Weeks 12-13).
- ▶ Hawk is also tied for second on the team with two interceptions, which matches his career high set in 2006 and 2009. With the two INTs, Hawk ranks tied for No. 2 among NFL linebackers in that category this season.
- ▶ He is the only linebacker in the league to intercept two passes in each of the past two seasons, and Hawk's four interceptions since Week 13 of 2009 lead all NFL linebackers over that span.
- ▶ Hawk has been one of the most reliable Packers defenders since coming to Green Bay in the 2006 NFL Draft. He hasn't missed a game in his career, playing in all 77 contests with 74 starts. The only non-starts came in both Minnesota games in 2009 and the 2010 opener at Philadelphia when the team opened in nickel.
- ▶ Prior to this season, most of Bishop's playing time came on special teams, a role he excelled in from 2007-09 as he led the team over that span with 49 tackles.
- ▶ Ever since Barnett went down with a season-ending wrist injury in Week 4 vs. Detroit, Bishop has moved into the starting lineup and made his presence felt.
- ▶ In nine starts, Bishop has registered 96 tackles, more than triple his best season total of 27 tackles in 2008. His 97 tackles on the season (68 solo) rank No. 2 on the team, and he leads Green Bay's LBs with a career-best seven passes defended. Bishop has also posted a career-high two sacks and a team-high six double-digit tackle games.
- ▶ In the Week 7 win vs. Minnesota, Bishop made one of the game's key plays when he picked off QB Brett Favre in the third quarter and returned the interception 32 yards for a touchdown. It was the first INT and TD of the fourth-year linebacker's career, and the first INT return for a TD by a Packers LB since Barnett posted a 95-yarder vs. New Orleans on Oct. 9, 2005.
- ▶ With Hawk adding an INT of his own against the Vikings, the duo became the first Packers LB tandem to each post an INT in the same game since Barnett and **Brady Poppinga** posted picks at Miami on Oct. 22, 2006.



**SOLID DEBUT FOR STARKS**

After not playing in a game in nearly two years due to injuries, rookie RB **James Starks** made the most of his first opportunity in Week 13 vs. San Francisco.

- ▶ Starks carried the ball 18 times for 73 yards (4.1 avg.) in his pro debut, including 35 yards on nine attempts on a fourth-quarter drive that ate up more than eight and a half minutes. The 18 carries matched the single-game high this season for a Packers RB (Brandon Jackson, Week 1).
- ▶ Starks' 73 rushing yards were the most by a rookie Packers RB in his first game since Ralph Earhart posted 78 yards in his debut at Boston on Sept. 17, 1948.
- ▶ The 23-year-old Starks was drafted in the sixth round this past spring out of the University at Buffalo, but he spent the opening nine games of the season on the physically unable to perform list due to a hamstring injury suffered at the start of training camp.
- ▶ Starks also was sidelined for his entire senior season at Buffalo due to a shoulder injury but still ranks No. 1 in school history in career rushing yards (3,140) and rushing TDs (34).
- ▶ Prior to his NFL debut, Starks' last game action came vs. Connecticut on Jan. 3, 2009, in the International Bowl in Toronto.

**BALANCED PASSING ATTACK FOR PACK**

The Packers pride themselves on having one of the deeper wide-receiver corps in the NFL, and that has been on display again this season.

- ▶ With WRs **Donald Driver** and **Jordy Nelson** each posting their respective 35th catches of the season in the Week 13 win over San Francisco, the Packers now have four wide receivers (**Greg Jennings** and **James Jones**) with 35-plus catches on the season.
- ▶ It is the **first time in franchise history** that the Packers have boasted four wide receivers with 35 catches each in the same season.
- ▶ Jennings, Jones and Nelson each posted five receptions against the Falcons in Week 12, the first time three Packers WRs each registered five receptions in the same game since Driver, Jones and Jennings did so at Detroit on Nov. 22, 2007.
- ▶ With Jennings (119), Nelson (61), Jones (44) and No. 5 wideout **Brett Swain** (40) all hitting the 40-yard mark at Atlanta, it was the first time since 2004 that the Packers had four 40-yard receivers in a game. Driver was a part of that foursome, joining Antonio Chatman, Robert Ferguson and Javon Walker in the game against Jacksonville on Dec. 19, 2004.
- ▶ Jennings leads the team with 61 receptions with Driver and Jones tied for second with 40 catches each. Nelson has a career-high 38 receptions for 403 yards, while RB **Brandon Jackson** has 39 catches.
- ▶ The last time the Packers had five players, regardless of position, with at least 35 catches in one season was 1997 (WRs Antonio Freeman and Robert Brooks, RBs Dorsey Levens and William Henderson, and TE Mark Chmura).
- ▶ If Jackson and Nelson are able to hit the 40-catch mark for the season, it would be the first time since 1980 that the Packers had five players each post 40 receptions (WR James Lofton and Aundra Thompson, RB Eddie Lee Ivery, FB Gerry Ellis and TE Paul Coffman).

**CLIFFY GETS TO 150**

When T **Chad Clifton** lined up as the starting left tackle in Week 7 vs. Minnesota, he became just the 19th player in Packers history to appear in 150 career games in a Green Bay uniform.

- ▶ Clifton is only the sixth offensive lineman in franchise annals to hit the 150-game mark, joining Forrest Gregg (187), Larry McCarren (162), Ron Hallstrom (162), Ken Ruettggers (156) and Frank Winters (156). By appearing in the game at New England this Sunday, Clifton will move into sole possession of the No. 4 spot among offensive linemen by playing in his 157th career game.
- ▶ Against the division-rival Vikings in Week 7, Clifton posted one of his finer performances in recent memory, limiting Pro Bowl DE Jared Allen to just one tackle and no sacks.
- ▶ In Week 9, Clifton was matched up for much of the evening with Pro Bowl LB DeMarcus Ware, who came into the game tied for No. 2 in the league with eight sacks. Clifton limited him to just two tackles and no sacks as the line allowed just one sack of Rodgers on the night.

**COOL UNDER FIRE**

QB **Aaron Rodgers** was one of the most effective passers in the league in 2009 against the blitz, and that strong play has continued this season.

- ▶ According to STATS, Rodgers ranks No. 1 in the league this season (min. 100 attempts) with a 109.5 passer rating against the blitz through Week 13 (the stat is updated on Wednesdays), completing 95-of-141 attempts (67.4 percent) for 1,256 yards and 11 touchdowns with four interceptions.
- ▶ Last season, Rodgers ranked No. 2 in the NFL with a 112.7 rating, just a shade below Saints QB Drew Brees' 112.9 mark. Rodgers threw for 1,699 yards and 11 TDs with three INTs on 125-of-180 passing (69.4 percent).
- ▶ Over the past two seasons, Rodgers ranks No. 1 in the league (min. 200 attempts) with a 111.3 passer rating vs. the blitz.

PACKERS TEAM NOTES

TIGHTENING UP

Green Bay's defense has been at its best this season when it has been placed in adverse situations and forced to respond.

- ▶ The Packers have turned the ball over 17 times in the first 13 games, but the defense has shown significant improvement from last season in not allowing those giveaways to be converted into touchdowns.
- ▶ Opponents have scored just 25 points (six field goals, one TD) following the 17 takeaways this season, an average of 1.47 points per giveaway. That average ranks No. 2 in the NFL behind only Kansas City (1.44), and the Packers are one of only three teams to have allowed just one TD off a giveaway this season (Kansas City, Baltimore).
- ▶ Green Bay had not given up a touchdown all season until the Falcons got into the end zone following QB **Aaron Rodgers'** fumble in Week 12 at Atlanta.
- ▶ According to STATS, the Packers' best average on points off of giveaways since 1995 was 1.70 in 2000. Green Bay allowed five TDs after giveaways that season.
- ▶ Although the Packers led the league in 2009 with 16 giveaways, a franchise record for fewest in a season, opponents were able to convert those turnovers into 70 points. That average of 4.38 points allowed per giveaway was the highest in the NFL.
- ▶ Another aspect of the defense that the Packers have made strides in this season is limiting opponents when they get inside the 20-yard line, an area of emphasis this offseason after some struggles in 2009.
- ▶ In 2009, the Packers ranked No. 28 in the league in red-zone defense, allowing opponents to score touchdowns on 60.9 percent of trips inside the 20. Green Bay gave up an average of 4.72 points per red-zone trip by its opponents, which ranked No. 21 in the league.
- ▶ Through Week 14, the Packers rank No. 11 in the NFL in red-zone defense, allowing their opponents to get into the end zone 48.1 percent of the time (13 TDs on 27 opportunities).
- ▶ Green Bay is giving up an average of 4.48 points per opponent red-zone trip, which ranks No. 13 in the NFL.
- ▶ This week the Packers will be facing a New England offense that ranks No. 4 in the NFL in the red zone at a 63.0 TD percentage. The Patriots' 54 red-zone trips are the most in the league.
- ▶ The best red-zone performance by the defense during Head Coach **Mike McCarthy's** tenure came in 2007, when the Packers ranked No. 8 in the league by allowing opponents to score a TD on 48.8 percent of trips inside the 20.



MAKING PLAYS ANOTHER WAY

While QB **Aaron Rodgers** has continued to rank among the league's top passers again in 2010, another aspect of his game has been on display this season.

- ▶ Rodgers ranks No. 2 among NFL QBs this season with 309 rushing yards on 55 attempts (5.6 avg.), trailing only Philadelphia's Michael Vick (483).
- ▶ Rodgers is tied for No. 2 among QBs in both rushing TDs (four) and ranks No. 2 in 10-yard runs (14).
- ▶ He has picked up 100 yards on 14 third-down carries this season (7.1 avg.), with six of them going for first downs (42.9 percent).
- ▶ Rodgers went over the 300-yard mark for the season in Sunday's game at Detroit to become the first Packers quarterback since Tobin Rote (1954-56) to record back-to-back 300-yard rushing seasons.
- ▶ Rodgers posted his fourth rushing TD of the season at Atlanta in Week 12, making him just the second QB in franchise annals to record four-plus rushing TDs in three straight seasons (Rote, 1954-56).
- ▶ His 51 rushing yards on 12 carries against the Falcons in Week 12 was just a yard shy of his career high, a 52-yard outing vs. Minnesota last

season (Nov. 1, 2009). He is one of only five quarterbacks to post 50 rushing yards in a game this season.

- ▶ Rodgers is the first NFL quarterback to post four-plus rushing TDs in three consecutive seasons since Minnesota's Daunte Culpepper (2000-03) posted that number in four straight seasons.
- ▶ Since 2009, Rodgers ranks No. 1 among QBs in rushing yards (625), tied for No. 1 in rushing TDs (nine), and No. 1 in 10-yard runs (28).
- ▶ Of his 113 rushing attempts since 2009, nearly a quarter (28) have been for 10 or more yards. He has posted a 10-yard run in 10 of 13 games

this season, and in 21 of his last 29 contests.

▶ In 2009, Rodgers finished second among all NFL quarterbacks (David Garrard, 323) with 316 rushing yards, the most by a Green Bay QB since Don Majkowski posted 358 yards on the ground in 1989.

▶ Rodgers also led all NFL signal-callers with five rushing touchdowns in '09, the most by a Packers QB since Majkowski's five in '89.

FINDING A RHYTHM

No quarterback was more efficient than **Aaron Rodgers** on third down last season, and after a slow start in 2010, he has picked up his play in that area.

▶ Over the past five games, Rodgers has registered a 146.5 passer rating on third down, No. 1 in the NFL over that span.

▶ He has completed 27-of-37 passes (73.0 percent) for 391 yards and five TDs with no INTs.

▶ That came on the heels of a 65.7 passer rating for Rodgers on third down in the first eight games, as he connected on just 38-of-73 passes (52.1 percent) for five TDs with five INTs, and an average of 6.22 yards per attempt.

▶ In the last five games, Rodgers has seen his yards per attempt on third down jump up to 10.57, good for No. 2 in the NFL over that span behind only New England's Tom Brady.

▶ Rodgers is tied with Brady for the most 25-yard passes on third down since Week 9 with six. Rodgers connected on just two of those big passes in the opening eight contests.

▶ Last season, Rodgers ranked No. 1 in the NFL in passer rating on third down at 133.5. No other quarterback in the league threw for as many yards (1,710) or touchdowns (14) on third down as Rodgers, and his passer rating was the best in the NFL since Kurt Warner's 137.3 rating in 1999 with St. Louis.

▶ Rodgers' favorite target has been WR **Greg Jennings**, who ranks No. 2 in the NFL since Week 9 with 217 receiving yards on nine catches (24.1 avg.) on third down. He is tied for the league lead over that span with three TD catches on third down.

COACH LOCATIONS

▶ **Coaches' Box:** Dom Capers (defensive coordinator), Jerry Fontenot (asst. offensive line), Scott McCurley (defensive quality control), Curtis Fuller (administrator), Joe Philbin (offensive coordinator), John Rushing (offensive quality control), and Joe Whitt Jr. (secondary - cornerbacks).

▶ **Sideline:** Edgar Bennett (running backs), James Campen (offensive line), Tom Clements (quarterbacks), Mike Eayrs (research and development), Chad Morton (special teams asst.), Kevin Greene (outside linebackers), Ben McAdoo (tight ends), Winston Moss (inside linebackers/asst. head coach), Darren Perry (secondary - safeties), Jimmy Robinson (wide receivers), Shawn Slocum (special teams coordinator) and Mike Trgovac (defensive line).



WEEK 14 GAME REVIEW - LIONS 7, PACKERS 3

PACKERS COME UP SHORT IN DETROIT

The Packers were well aware of the Lions' ability to stay in most of their games this season, having seen it themselves at Lambeau Field back in October in a tightly fought Green Bay win.

- ▶ On Sunday, three turnovers by the Packers and a key fourth-quarter drive by Detroit proved to be the difference in a 7-3 loss in front of 57,659 at Ford Field that dropped Green Bay to 8-5 on the season. Green Bay played the entire second half and the final series of the first half without quarterback **Aaron Rodgers**, who sustained his second concussion of the season on a second-quarter scramble.
- ▶ With the Bears losing at New England later in the day, the Packers remained a game back of Chicago (9-4) in the NFC North race with three games left, but that was hardly much consolation for a Green Bay team that saw its 10-game winning streak against the Lions come to a frustrating end.
- ▶ "The bottom line is they came out here and they kicked our butts today," wide receiver **James Jones** said. "We came out here and we laid down and didn't play the way we know we can play. As an offense, we scored three points.
- ▶ "With the people we've got on this offense, it doesn't matter if it's the second-string quarterback or the seventh-string quarterback. With the people we've got on this offense, you don't put up three points. That's ridiculous."
- ▶ The three-point performance was the fewest by Green Bay since it was shut out by New England, 35-0, on Nov. 19, 2006. The Packers registered just 258 yards of total offense, their lowest output since Week 1 of 2009 vs. Chicago, and their 13 first downs matched a season low (at N.Y. Jets in Week 8). Green Bay's three running backs combined for just 31 yards on 12 carries (2.6 avg.).
- ▶ The offense appeared to be set up for a good start after Green Bay's defense forced a Detroit three-and-out on the opening possession of the game with the Lions pinned deep in their own territory. The Packers started at their own 46, but on the third play of the drive, rookie tight end **Andrew Quarless** fumbled after picking up 12 yards on a short pass from Rodgers, and cornerback **Brandon McDonald** recovered at the 28.
- ▶ "You can't start the game that way with a turnover," guard **Josh Sitton** said. "You just can't turn the ball over period, especially when you are coming on the road versus a good football team who the whole year has been in every one of their football games. You can't give them the energy and the momentum like that by turning the ball over."
- ▶ Green Bay responded with a takeaway of its own on the ensuing drive, with cornerback **Tramon Williams**' interception of a Drew Stanton pass in the end zone halting a Detroit scoring opportunity. Neither team was able to generate anything offensively on their respective next two series. Then, with under two minutes remaining in the opening quarter, Rodgers ran a play-action fake from the Green Bay 27 as wide receiver **Greg Jennings** found separation from safety **Amari Spivey** deep down the middle of the field. The pass hit Jennings in stride up high near the Detroit 30, but it bounced off his hands and into the waiting arms of Spivey.
- ▶ The officials originally whistled the Lions for an illegal-contact penalty on the play, but picked up the flag, saying Rodgers had moved outside of the pocket on the throw.
- ▶ "I let the team down with the big drop in the first quarter," said Jennings, who posted 52 yards receiving on four catches. "Obviously it was a momentum-changer and you just can't have that when you are playoff-caliber and you are trying to reach the playoffs and you've got bigger goals."
- ▶ With just over three minutes remaining in the opening half, Rodgers dropped back to pass on second down, but tucked the ball and took it up the middle for an 18-yard pickup out to the Packers' 43. He didn't slide on the play, absorbing a glancing blow first from Spivey before linebacker **Landon Johnson** delivered a harder hit up high that caused Rodgers' head to hit the turf.
- ▶ Rodgers was slow to get up after the run, and the Packers used their first



timeout of the game following the play. Rodgers stayed under center but was dropped for a 13-yard sack on the next play. He completed a short pass to running back **Brandon Jackson** that came up well short of the marker on third down in what would turn out to be Rodgers' final snap of the day as he finished 7-of-11 for 46 yards and the interception. "I don't have the specifics of exactly how he was feeling," Head Coach **Mike McCarthy** said when he was asked what Rodgers' reaction was after coming out of the game. "It [was] the opinion of the medical (staff) and of Aaron that it was best for him not to go."

- ▶ With the game scoreless at the break, Packers' backup signal-caller **Matt Flynn** moved the offense down the field on the opening series of the second half. The biggest gain came on the first play of the drive as he rolled out to his left before finding **Quarless** for a 20-yard pickup. The duo hooked up for an 11-yard completion three plays later, but on third-and-3 at Detroit's 24, Jennings couldn't come up with a pass from Flynn near the left side of the end zone as the Packers were forced to settle for a 42-yard **Mason Crosby** kick that put them up 3-0.










▶ On the next offensive series, Flynn led another methodical drive that started at the Green Bay 10. He scrambled to the middle for a 12-yard gain to pick up a third-and-10, the Packers' first third-down conversion of the day to that point on their first eight attempts, and two plays later lofted a perfectly thrown ball to Jennings down the right sideline over cornerback **Chris Houston** for a 32-yard pickup to the Detroit 35.

▶ Following a short pass to wide receiver **Jordy Nelson** that picked up 18 yards to the Lions' 9, Flynn went to **Donald Driver** over the middle on second-and-goal after running a play fake. But linebacker **DeAndre Levy** didn't bite, instead staying back to step in front of Driver and pick off the pass in the end zone. ▶ It was the third turnover of the day for a Green Bay team that had given the ball away three times total in its last six games entering Sunday.

- ▶ The Lions quickly moved down the field with a deep pass down the sideline from Stanton to wide receiver **Calvin Johnson** accounting for 44 yards, his only reception of the day. But on third-and-4 at the Green Bay 30, safety **Nick Collins** came off the right side to pressure Stanton and force a pass that sailed over the head of Johnson. Green Bay kept the Lions off the scoreboard as kicker **Dave Rayner**'s 48-yard attempt sailed wide right.
- ▶ But the Packers went three-and-out on their next possession, with Flynn being dropped for a 4-yard loss on third-and-1 when he turned the wrong way on a handoff intended for running back **John Kuhn**.
- ▶ Taking over at their own 20, the Lions put together their lone scoring drive of the game, with Stanton (10-of-22, 117 yards, 39.4 rating) posting a pair of critical third-down completions on a day that saw Detroit convert only 3-of-15 third downs. He finished off the drive with a screen to tight end **Will Heller** for a 13-yard touchdown as the Lions took a 7-3 lead.
- ▶ Green Bay's offense would get one last chance after the defense forced a three-and-out with just over four minutes remaining. Facing a third-and-11 from their own 8, Flynn (15-of-26, 177 yards) found Jones down the seam for an 18-yard gain, and then followed that up with four straight completions for 42 yards that put the ball at the Detroit 32 with 1:29 to play.
- ▶ Flynn's pass over the middle on third-and-1 intended for Driver slipped out of his hand and sailed over the veteran's head. On fourth down, Flynn elected to go deep, throwing to Jennings on the left side of the end zone, but the pass fell out of Jennings' reach as Green Bay's hopes for a game-winning drive in the closing seconds were extinguished.
- ▶ "Obviously putting him in the position to bring us back in that fourth quarter, that's a lot to put on Matt," Jennings said. "We shouldn't be in that position in the first place. Matt is fully capable of playing at a high level and we trust Matt. We know what he is capable of and I think he stepped up.
- ▶ "When it is all said and done, we didn't get it done as a unit and we didn't get it done as a team."

**PACKERS SCHEDULE NOTES**

**2010 OPPONENTS**

		NFL Rank	
	Record	Offense	Defense
 at Atlanta Falcons.....	(11-2)	9	17
 Buffalo Bills .....	(2-11)	26	23
 Chicago Bears .....	(9-4)	30	8
 Dallas Cowboys .....	(4-9)	7	25
 Detroit Lions.....	(3-10)	17	19
 Miami Dolphins .....	(7-6)	22	5
 Minnesota Vikings .....	(5-8)	20	7
 at New England Patriots....	(11-2)	8	27
 New York Giants.....	(9-4)	4	2
 at New York Jets .....	(9-4)	12	3
 at Philadelphia Eagles.....	(9-4)	1	4
 San Francisco 49ers....	(5-8)	23	11
 at Washington Redskins....	(5-8)	16	32

**A LOOK AT THE SCHEDULE**

The Green Bay Packers' 90th NFL regular-season schedule – headlined by six nationally televised games – was released in late April.

- ▶ Green Bay opened the 2010 slate on the road at Philadelphia before kicking off the home schedule with the Buffalo Bills in Week 2.
- ▶ Its first prime-time appearance – against the rival Bears in Chicago on *Monday Night Football* – came in Week 3. The NFL's oldest rivalry was on display in prime time for a fifth straight season, with this first meeting of the year marking game No. 180 in the all-time series.
- ▶ 2010 marked the 18th consecutive season the Packers have appeared on *Monday Night Football*, the NFC's longest streak.
- ▶ Three games are slated for Sunday night on NBC, including home games in Week 7 against the Minnesota Vikings and a Week 9 contest vs. the Dallas Cowboys. It was the first time in team history that the Packers played back-to-back Sunday night games at home. This Sunday, the Packers will take on the Patriots in Foxborough.
- ▶ The Packers got their first look at the new stadium in New Jersey in Week 8 against the Jets, where they experienced some cool fall temperatures. While games at Lambeau Field later in the season always provide a home-field advantage for the Packers, the 2010 schedule is nearly void of cold-weather road games. Green Bay finished up a stretch of three straight road domes games last Sunday in Detroit.
- ▶ A number of games on the Packers' 2010 schedule – namely those on national TV – had a familiar feel. In addition to taking on the Bears for a fifth consecutive year in prime time, Green Bay took on Minnesota in prime time for a third straight season. The Packers and Cowboys met on national TV for the fourth straight season.
- ▶ The schedule concludes with two home games for the first time since 2005. One of the NFL's best teams in regular-season games played in December and January, Green Bay may need to call upon that previous success for what could prove to be two very important contests surrounding the Christmas and New Year's holidays. Games against the Giants (Week 16) and Bears (Week 17) could determine not only the NFC North Division crown but conference playoff seeding.

**2010 SCHEDULE NUGGETS**

Green Bay's bye week came in Week 10, the latest possible week for NFL teams. It marked the latest time in which the Packers have had a bye in franchise history, besting the Week 9 bye in 2004. The Packers played nine games before the bye and have seven after the open date.

- ▶ Three of four games before the bye came at Lambeau Field, while four of five games after the bye are road contests.
- ▶ Immediately following the bye came an important division game in Week 11 at Minnesota, the first of three straight road games played in domes. Under McCarthy, the team has now won four of five games immediately after the bye week and 11 of its last 15 after the bye dating back further.
- ▶ Green Bay has always been a successful team after the bye and 2009 was no different, as the team compiled a 9-3 (.750) mark after the bye week. Since 2000, the team is 64-38 (.627) overall after the bye.
- ▶ Fifteen games are slated for Sunday, the most since 1993 (also 15).
- ▶ Seven of the final eight games are against NFC opponents.
- ▶ The Packers have six games on the schedule against 2009 playoff teams, including Week 1 at Philadelphia. Beginning in Week 7 vs. Minnesota, Green Bay played a stretch of four straight games against playoff teams from a year ago. The team traveled east to take on the Jets in Week 8 and hosted the Cowboys in Week 9 before the bye. The stretch concluded in Week 11 at Minnesota.
- ▶ The NFL's oldest rivalry will see a first in 2010. For the first time in series history, Green Bay will host Chicago in the regular-season finale, set to be game No. 181 between the Packers and Bears.



**STREAKS & MILESTONES**

**76 CHAD CLIFTON**

- ▶ Has played in 156 career games, including 151 starts. By appearing in the Week 7 game vs. Minnesota, became the 19th player and sixth offensive lineman in team history to play 150 career games in a Green Bay uniform.
- ▶ Has started 119 of the last 125 games since returning from a serious pelvic injury that ended his 2002 season.

**36 NICK COLLINS**

- ▶ In 2009, became the first Packers player to record an interception in four consecutive games (Weeks 11-14) since 1961 (John Symank).
- ▶ With 15 interceptions since 2008, ranks No. 3 among NFL safeties behind only Ravens S Ed Reed and Steelers S Troy Polamalu (16 each).
- ▶ Ranks second (Reed, 458) among all NFL players with 415 interception return yards since 2008.
- ▶ With four interception returns for scores in his career, matches No. 5 Johnny (Blood) McNally on Green Bay's all-time career list. With another, would match No. 3 Bobby Dillon and Darren Sharper, each of whom returned five.

**2 MASON CROSBY**

- ▶ Established a new NFL record for most points scored by a player in his first three seasons (397), breaking the record held by New England's Stephen Gostkowski (388, 2006-08). Crosby now has 487 career points.
- ▶ Set a franchise record with a 56-yard field goal in Week 1 at Philadelphia, eclipsing the mark of 54 previously held by three kickers (Chris Jacke, Ryan Longwell and Dave Rayner).
- ▶ For his career, has hit 67-of-75 field goals (89.3 percent) from 39 yards and closer.
- ▶ Has hit 26-of-37 field goals (70.3 percent) from 40-49 yards.
- ▶ Has hit 10-of-21 field goals (47.6 percent) from 50-plus yards.

**80 DONALD DRIVER**

- ▶ Topped the 1,000-yard receiving mark for a seventh overall season and sixth consecutive in 2009, extending his own team record in each category.
- ▶ Has 9,499 career receiving yards, No. 2 on the franchise's all-time list behind No. 1 James Lofton (9,656).
- ▶ Surpassed Sterling Sharpe (595) in 2009 to become the franchise's all-time leader in receptions. Driver has 687 career catches.
- ▶ Had a reception in 133 consecutive games, besting the franchise's previous long streak of Sharpe's 103 (1988-94), before not catching a pass in Week 7 against Minnesota.
- ▶ In 2009, had 50-plus receptions for the eighth time, a new franchise record. Lofton and Sharpe each had seven seasons with 50-plus catches.
- ▶ Is the all-time leading receiver at Lambeau Field, with 4,516 career receiving yards at the stadium.
- ▶ Also is Lambeau Field's all-time leader in receptions with 325.
- ▶ With a TD catch vs. Detroit in Week 4, moved into sole possession of No. 2 spot with 22 TD catches at Lambeau Field. Antonio Freeman (36) ranks first in the stadium's history
- ▶ Has 22 career 100-yard receiving games, No. 4 in team history. Needs two more games to equal No. 3 Don Hutson (24) on the all-time list.
- ▶ With 53 career TD receptions, joins Hutson (99), Sharpe (65), Freeman (57) and Max McGee (50) as the only Packers with 50 career TD catches.
- ▶ Ranks No. 3 all-time in yards from scrimmage with 9,716, moving past 3 Jim Taylor (9,712) this past Sunday in Detroit.



**50 A.J. HAWK**

- ▶ Has played in all 77 games in his career, including 74 starts, and has posted 24 double-digit tackle games.
- ▶ Has matched his career high with two interceptions this season, a total that also ranks tied for No. 2 among NFL LBs.
- ▶ In 2009, was one of only 10 NFL linebackers to record at least 85 tackles, two interceptions and a sack.

**77 CULLEN JENKINS**

- ▶ Ranks No. 9 in team history with 29 career sacks.
- ▶ In 2009, was one of only eight defensive linemen in the league to post at least 50 tackles, four sacks and three forced fumbles.
- ▶ Batted down nine passes in 2007, which ranks second (Johnny Jolly, 11, 2009) on the single-season list among Packers defensive linemen since the team began recording the statistic in 1980.

**85 GREG JENNINGS**

- ▶ With 11 TD receptions this season, joins Sterling Sharpe, Antonio Freeman and Don Hutson as the only Packers to post nine-plus TD catches in three seasons.
- ▶ Led the team in receiving yards (1,113) in 2009 for the second straight season.
- ▶ Became the fifth player in team history to post back-to-back 1,000-yard receiving seasons, joining Lofton, Sharpe, Freeman and Driver.

- ▶ His four career catches of 80-plus yards are a franchise record and tied for most among active NFL players with Buffalo WR Lee Evans.
- ▶ His 26 catches of 40-plus yards since 2007 lead all NFL players.
- ▶ Had 122 receiving yards in Week 13 vs. San Francisco for his 18th career 100-yard game.
- ▶ In Week 1 at Philadelphia, surpassed 4,000 career receiving yards in his 60th career game. He now has 4,953 career yards.

**86 DONALD LEE**

- ▶ With 15 career touchdown catches, is tied with Ron Kramer for No. 5 on the franchise's all-time tight ends list. Mark Chmura ranks No. 4 with 17.
- ▶ Needs one reception to move past Rich McGeorge (175) and into the No. 5 spot on the team's all-time tight ends list.

**52 CLAY MATTHEWS**

- ▶ His 17 sacks in his first 20 games were the most by an NFL player to start his career, eclipsing the mark of 16.5 set by Leslie O'Neal (1986, 1988) and John Abraham (2000-01).
- ▶ Is the first NFL player since sacks became an official stat in 1982 to post a double-digit sack total and a defensive TD in each of his first two seasons in the league.
- ▶ First player in franchise annals to post 10-plus sacks in each of his first two years in the NFL.
- ▶ Became first player in team history since sacks became an official league statistic in 1982 to post back-to-back three-sack games (Weeks 1-2, 2010).
- ▶ Ranks No. 2 in the NFL with 22.5 sacks since 2009.
- ▶ Set franchise rookie record with 10 sacks in 2009.

Two years after he co-founded the Packers with Curly Lambeau, George Calhoun began writing a piece called The Dope Sheet, which served as the official press release and game program from 1921-24.



**STREAKS & MILESTONES**

**12 AARON RODGERS**

- ▶ Ranks No. 1 in NFL history with a 97.6 career passer rating.
- ▶ Became the first player in NFL history to post 4,000 yards passing in each of his first two seasons as a starter (2008-09).
- ▶ Surpassed the 10,000-yard mark for his career this season at Washington in Week 5, becoming just the sixth QB in franchise history to top that mark.
- ▶ Threw 70 TD passes in his first 40 career starts, a franchise record.
- ▶ Finished the '09 season with 4,434 passing yards, No. 2 on the franchise's single-season list behind Lynn Dickey (4,458, 1983).
- ▶ His passer rating of 103.2 was the second-best single-season mark in franchise history, behind Bart Starr's 105.0 in 1966 (min. 200 attempts).
- ▶ With his 30 TDs and seven INTs in 2009, is one of only two QBs in NFL history (Brett Favre, 2009) to post 30-plus passing TDs and seven or fewer interceptions in the same season.
- ▶ Joined Steve Young (San Francisco, 1998) as the only quarterbacks in NFL history to throw for 4,000 yards and 30 TDs and rush for 300 yards and five TDs in the same season.
- ▶ His third-down passer rating of 133.5 in 2009 led the league and was the best mark in the NFL since Kurt Warner's 137.3 in 1999 with St. Louis.
- ▶ His 316 rushing yards in 2009 ranked second among NFL quarterbacks, and his five rushing TDs were the most by a Packers quarterback since 1989, when Don Majkowski also had five.
- ▶ Has 13 career 300-yard games and 13 three-TD games.
- ▶ In 45 career starts, has eclipsed a 100.0-plus passer rating 24 times.
- ▶ His 155.4 passer rating at Cleveland in Week 7 in 2009 was the franchise's highest single-game total (min. 20 attempts), besting Brett Favre's 154.9 rating set in Oakland on Dec. 22, 2003.
- ▶ Has registered a passer rating over 110.0 in four consecutive games twice in his career (Weeks 3-7, 2009; Week 9, Weeks 11-13, 2010), one of only two quarterbacks in franchise history (Bart Starr, 1966) to accomplish the feat in a single season.
- ▶ Is the only NFL QB since the 1970 merger to post four straight 110-plus rating games in back-to-back seasons.
- ▶ Is the fourth player in Packers history to surpass the 4,000-yard mark in a season, joining Lynn Dickey (1), Brett Favre (5) and Don Majkowski (1).
- ▶ Has posted four or more rushing TDs each of the past three seasons, becoming only the second Packers QB to accomplish that feat (Tobin Rote, 1954-56), and has eclipsed 300 rushing yards in back-to-back seasons, the first since Rote in 1954-56.
- ▶ His three-TD, zero-INT game vs. San Francisco in Week 13 was the ninth game in which he had three-or-more touchdown passes and no interceptions. Only one other player in history has accumulated as many games of that type within three seasons of his first NFL start, Kurt Warner with nine from 1999-2001.
- ▶ Has started 45 straight games, which is tied for No. 4 among active NFL quarterbacks.



**38 TRAMON WILLIAMS**

- ▶ Led the team with a career-high 22 passes defended in 2009.
- ▶ Starting with his first career interception in the 2007 regular-season finale, has 15 interceptions in the last 46 games.
- ▶ Has matched his career high (2008) with five interceptions this season.
- ▶ Is the only non-drafted free agent in the NFL to post four or more interceptions in each of the past three seasons.

**21 CHARLES WOODSON**

- ▶ His nine defensive touchdowns with Green Bay (eight interceptions, one fumble recovery) are a team record.
- ▶ With eight interception returns for scores, ranks No. 1 on Green Bay's all-time list, eclipsing the previous mark set by Herb Adderley (seven, 1961-69).
- ▶ For his career, has 10 INT-return TDs, which ranks No. 3 in NFL history behind only Rod Woodson (12) and Darren Sharper (11).
- ▶ Ranks No. 3 in the league with 396 INT return yards since 2008, trailing only Baltimore's Ed Reed (458) and teammate Nick Collins (415).
- ▶ In 2009, established new career highs in tackles (81), interceptions (9, tied league lead), and interception returns for TDs (3, tied league lead and team record), and matched a career high with four forced fumbles.
- ▶ Has 47 career interceptions, 30 in 75 games since coming to Green Bay in 2006. Woodson had 17 interceptions in 106 games with Oakland.
- ▶ Woodson's 18 interceptions since 2008 rank No. 2 among all NFL players (Philadelphia CB Asante Samuel, 20).
- ▶ Became the fourth player in NFL history since sacks became an official statistic in 1982 to record at least nine interceptions and two sacks in a single season. Is the only player in NFL history to post at least seven interceptions and two sacks in back-to-back seasons.
- ▶ In 2009, became the first NFC player to win the conference's Defensive Player of the Month award multiple times in one season (Sept., Nov., Dec.).
- ▶ With nine interceptions in 2009, became only the second player in franchise history to post at least seven interceptions in three different seasons (Bobby Dillon, 1953-57).
- ▶ With two interceptions against Detroit on Thanksgiving in 2009, recorded the fifth multi-interception game of his career. Four of those games have come with Green Bay.
- ▶ Became the first NFL player since sacks became an official statistic in 1982 to record two interceptions, an interception for a touchdown, a sack and a fumble recovery in the same game when he posted all of those statistics at Detroit on Thanksgiving.

**PRONUNCIATION GUIDE**

**PLAYERS**

Atari Bigby	ah-TARR-ee BIG-bee
Diyral Briggs	DIE-rell
Bryan Bulaga	buh-LAH-gah
Brandon Chillar	CHILL-er
Brett Goode	GEWD
Justin Harrell	HAIR-uhl
Spencer Havner	HAY-vner
Cullen Jenkins	KULL-en
John Kuhn	KOON
Tim Masthay	MAS-tay
Ryan Pickett	PICK-ett
Brady Poppinga	puh-PING-ah
Andrew Quarless	QUAR-liss

B.J. Raji	RAH-jee
Josh Sitton	SITT-en
Jason Spitz	SPITTS
Mark Tauscher	TAO-scher
Tramon Williams	trah-MAHN

**COACHES**

James Campen	KAMP-en
Tom Clements	KLEMM-ints
Jerry Fontenot	FON-tin-oh
Ben McAdoo	MACK-ah-doo
Shawn Slocum	SLOW-kumm
Mike Trgovac	TUR-go-vac





**PACKERS STARTERS - OFFENSE**

**WR Greg Jennings, 5-11, 198, 5th Year, Western Michigan**

- ▶ Ranks No. 2 in the NFC and No. 5 in the NFL with 996 receiving yards. Has averaged 101.6 yards receiving per game since Week 6, which ranks No. 1 in the NFL over that span.
- ▶ Leads the team with 11 TD receptions, good for No. 3 in the NFL.
- ▶ Leads the NFL with 26 catches of 40-plus yards since 2007, and his career 32.3-yard average per TD reception ranks No. 2 among active players (min. 20 TD receptions).
- ▶ Has caught a pass in 71 of 72 games played for the Packers (74 of 75 including playoffs), including a team-high current streak of 27 contests.
- ▶ Was the second of two second-round draft choices by the Packers in 2006 (52nd overall), a pick obtained in a draft-day trade down of 16 spots with New England.

**LT Chad Clifton, 6-5, 320, 11th Year, Tennessee**

- ▶ Has started 119 of 125 games (125 of 131 including playoffs) at LT since returning to the field in 2003 from the serious pelvic injury that ended his '02 season.
- ▶ By appearing in the Week 7 game vs. Minnesota, became the 19th player and sixth offensive lineman in team history to play in 150 games in a Green Bay uniform.
- ▶ Has blocked for five of the top eight single-season rushers in team history, and has helped pave the way for a 1,000-yard rusher in eight of his 10 seasons in Green Bay.
- ▶ Selected in the second round (44th overall) by the Packers in 2000, the fifth OL picked.



**LG Daryn Colledge, 6-4, 308, 5th Year, Boise State**

- ▶ Has shown his durability by never missing a game in the NFL or in college, a combined total of 129 games (132 including playoffs). His streak of 77 straight games played ranks tied for No. 1 on the team with LB A.J. Hawk.
- ▶ Played 97.4 percent of the offensive snaps in 2009, second on the team for any player on either side of the ball behind fellow G Josh Sitton. In 2008, joined Jason Spitz as the only offensive players to play every snap.
- ▶ Named Packers' 2009 Walter Payton Man of the Year, the only league award that recognizes player off-the-field community service as well as playing excellence.
- ▶ Was the first of two second-round draft picks by Green Bay in 2006 (47th overall), and was the sixth OL picked.

**C Scott Wells, 6-2, 300, 7th Year, Tennessee**

- ▶ Began 2009 season as backup at center but reclaimed starting role early due to injury reshuffling and didn't relinquish it.
- ▶ Has played in 92 games with 81 starts during his seven seasons in Green Bay, with 67 starts at center since 2006 and 27 straight.
- ▶ A key blocker in Ryan Grant's back-to-back 1,200-yard rushing seasons in 2008-09, making Grant only the third running back in team history to accomplish that feat.
- ▶ Drafted by Green Bay in 2004 with a compensatory pick in the seventh round (251st overall).

**RG Josh Sitton, 6-3, 318, 3rd Year, Central Florida**

- ▶ Has started 30 straight games at RG, the longest streak by a Green Bay offensive lineman at one position.
- ▶ Was the only Packers offensive lineman to open every game at one position in 2009. Also played all 1,093 snaps on offense, the only player on either side of the ball to not miss a snap with his unit.
- ▶ Known best for his run blocking, was a key cog in Ryan Grant's career-best 1,253-yard season in 2009, the sixth-best single-season rushing total in franchise annals.
- ▶ Selected by the Packers with their second fourth-round pick in 2008 (135th overall), a free agency compensatory choice.

**RT Bryan Bulaga, 6-5, 314, Rookie, Iowa**

- ▶ Has started each of the last nine games at RT, taking over for injured veteran Mark Tauscher, who was placed on injured reserve on Nov. 12.
- ▶ Started 23 of 26 games at left tackle over his final two seasons at Iowa, missing three games as a junior in 2009 due to a thyroid condition.
- ▶ Selected by Green Bay in the first round (23rd overall) of the 2010 NFL

Draft, the first offensive lineman to be selected in the first round by the Packers since Ross Verba in 1997.

**TE Andrew Quarless, 6-4, 252, Rookie, Penn State**

- ▶ Has played in 10 games with four starts and has posted 17 receptions for 205 yards (12.1 avg.) and a touchdown.
- ▶ His 62 receiving yards this past Sunday at Detroit were the most by a Packers rookie TE since Ron Kramer (68) on Nov. 28, 1957, at Detroit.
- ▶ Holds the Penn State records for receptions by a tight end in a career (87) and single season (41 in 2009).
- ▶ Selected by Green Bay in the fifth round (154th overall) of the 2010 NFL Draft with the first of the team's two selections in the round.

**WR Donald Driver, 6-0, 194, 12th Year, Alcorn State**

- ▶ Ranks first on the franchise's all-time list for receptions with 687 and ranks second in team history with 9,499 career yards, trailing only James Lofton (9,656). Is tied for No. 2 on the team this season in receptions (40), No. 3 in receiving yards (449) and No. 2 in receiving TDs (four).
- ▶ Extended two team records in 2009 with his seventh 1,000-yard season and sixth straight. Indianapolis' Reggie Wayne was the only other player in the NFL to have a 1,000-yard season each year from 2004-09.
- ▶ Caught a pass in 133 straight games (139 including postseason) before not posting a reception in Week 7 vs. Minnesota, the longest streak in franchise history.
- ▶ Was the second of two seventh-round draft choices (213th overall) by Green Bay in 1999.

**QB Aaron Rodgers, 6-2, 225, 6th Year, California**

- ▶ Ranks No. 4 in the NFL with a 98.5 passer rating, No. 8 with 3,289 passing yards, tied for No. 6 in the league with 23 TD passes, and No. 3 in passes of 25-plus yards with 32.
- ▶ Last season, became the first quarterback in NFL history to throw for 4,000 yards in each of his first two seasons as a starter.
- ▶ Ranks No. 1 in NFL history with a 97.6 career passer rating.
- ▶ In 45 regular-season starts, has posted 13 300-yard passing games, 25 games without an interception and 24 with a 100-plus passer rating.
- ▶ Leads all NFL quarterbacks with nine rushing TDs since 2009, and ranks No. 1 among QBs in rushing yardage with 625 over that span.
- ▶ Selected by the Packers in the first round (24th overall) in 2005, the second QB taken after Alex Smith (San Francisco, No. 1 overall).

**RB Brandon Jackson, 5-10, 216, 4th Year, Nebraska**

- ▶ Leads team with a career-high 546 rushing yards on 143 carries (3.8 avg.) this season, and posted a career-best performance at Washington in Week 5 (115 yards on 10 carries), including a career-long 71-yard run.
- ▶ Also has posted career highs in catches (39) and receiving yards (313) this season. Is the first Packers RB since Ahman Green in 2006 to post 500 rushing yards/300 receiving yards in the same season.
- ▶ Took over as the starter in Week 2 after RB Ryan Grant was lost for the year due to an ankle injury.
- ▶ Was drafted in the second round (63rd overall) by Green Bay in 2007.

**FB Korey Hall, 6-0, 236, 4th Year, Boise State**

- ▶ Converted from linebacker to fullback upon arriving in Green Bay as a sixth-round pick in 2007 and has played in 46 games with 26 starts over four seasons.
- ▶ Helped clear the way for RB Ryan Grant to post back-to-back 1,200-yard seasons in 2008-09, making Grant just the third back in team annals to accomplish the feat.
- ▶ Posted 37 special teams tackles from 2007-09, third most on the team over that span. Leads the team this season with 12 tackles on special teams, just one shy of his career high (13 in 2008).
- ▶ The first of three consecutive sixth-round choices by Green Bay in 2007, was selected 191st overall.

**PACKERS STARTERS - DEFENSE**

**LDE Ryan Pickett, 6-2, 340, 10th Year, Ohio State**

- ▶ Has played in 145 of a possible 157 regular-season games during his career, missing just seven contests due to injury.
- ▶ Ranks No. 2 on the defensive line this season with 39 tackles (22 solo), having missed two games due to injury. Also has a sack and a fumble recovery.
- ▶ Key component of Packers' No. 1-ranked rushing defense in 2009 (franchise-record 83.3 yards allowed per game), the first time in team history that Green Bay led the league in that category.
- ▶ Signed with Green Bay as an unrestricted free agent in 2006 after spending his first five seasons with St. Louis, who selected him in the first round in 2001 (29th overall).

**NT B.J. Raji, 6-2, 337, 2nd Year, Boston College**

- ▶ His 3.5 sacks this season are a career high, and he leads the defensive line with a career-best 52 tackles (27 solo). Is the only Packers defensive lineman to have started every game this season.
- ▶ Named to the *Pro Football Weekly*/PFWA All-Rookie team in 2009, the first Packers defensive lineman to be selected since DE Vonnie Holliday in 1998.
- ▶ Played in 14 games with one start as a rookie in 2009, seeing most of his time at both end spots and as a down lineman in the nickel package, but has taken over starting NT spot this season.
- ▶ Selected by the Packers with the first of two first-round picks in 2009 (9th overall).

**RDE Cullen Jenkins, 6-2, 305, 7th Year, Central Michigan**

- ▶ Ranks second on the team with a career-high seven sacks despite missing two games due to injury, posting a sack in four straight games (Weeks 1-4) for the first time in his career. Ranks third on the defensive line with 29 tackles (20 solo).
- ▶ Started all 16 games for the first time in his career in 2009, and posted career highs in both tackles (50) and forced fumbles (three).
- ▶ One of only eight NFL defensive linemen to post at least 50 tackles, four sacks and three forced fumbles in 2009.
- ▶ Originally signed with Green Bay as a non-drafted free agent in 2003.

**LOLB Clay Matthews, 6-3, 255, 2nd Year, Southern California**

- ▶ Ranks No. 2 in the NFL with 12.5 sacks despite missing the Week 6 contest vs. Miami due to a hamstring injury, and his 17 sacks in his first 20 games were an NFL record to start a career. Ranks tied for No. 2 in the league with 22.5 sacks since 2009.
- ▶ Is fourth on the team with a career-high 69 tackles (45 solo) and has added three passes defended, an interception and a forced fumble.
- ▶ Set a Packers rookie record with 10 sacks in 2009 on his way to earning Pro Bowl honors, the first Green Bay rookie to be named to the all-star game since WR James Lofton in 1978.
- ▶ Drafted by the Packers with the second of two first-round picks in 2009 (26th overall), a choice obtained from New England in a draft-day trade.

**BLB A.J. Hawk, 6-1, 247, 5th Year, Ohio State**

- ▶ Has either led the team or finished second in tackles each of his first four seasons in Green Bay, and has posted 24 double-digit tackle games. Leads the team this season with 111 tackles (80 solo) and has six passes defended, the most since he posted nine as a rookie in 2006.
- ▶ Tied for No. 2 on the team with two interceptions, which matches his career high. The two INTs also tie him for No. 2 among NFL LBs. His four INTs since Week 13 last season rank No. 1 among NFL LBs.
- ▶ Hasn't missed a game in his career, playing in all 77 games with 74 starts, with the only non-starts coming in both Minnesota games in 2009 and at Philadelphia in Week 1 this season when the Packers opened in their nickel defense.
- ▶ Selected by the Packers in the first round (No. 5 overall) in 2006.

**MLB Desmond Bishop, 6-2, 238, 4th Year, California**

- ▶ Has started the past nine games, a career high, in place of an injured Nick Barnett, who was placed on season-ending injured reserve on Oct. 15.
- ▶ Ranks No. 2 on the team with a career-high 97 tackles (68 solo), including a team-high six double-digit tackle games. Also has recorded a career-best two sacks.

- ▶ Leads the Packers LBs with a career-high seven passes defended.
- ▶ Paced the team with a career-high 22 special teams tackles in 2009, and his 49 tackles on special teams paced the team from 2007-09.
- ▶ Selected by Green Bay in the sixth round (192nd overall) in the 2007 NFL Draft, the second of three straight choices by the Packers in the round.

**ROLB Frank Zombo, 6-3, 254, Rookie, Central Michigan**

- ▶ Has played in all 13 games with eight starts, and ranks No. 3 on the team with four sacks. His four sacks are tied for third among NFL rookies.
- ▶ Ranks No. 5 on the team and No. 1 among rookies with 67 tackles (44 solo).
- ▶ With a sack at Philadelphia in Week 1, became the first Green Bay rookie to post a sack in his first NFL game since Jamal Reynolds in 2001.
- ▶ Was one of three non-drafted free agents to make Green Bay's opening-day roster as he made the transition to OLB from DE in college.



**LCB Charles Woodson, 6-1, 202, 13th Year, Michigan**

- ▶ Holds the franchise record for career interception returns for TDs with eight and defensive TDs with nine (eight INTs, one fumble return).
- ▶ Is second among NFL defensive backs this season with a team-high four forced fumbles and ranks No. 3 on the team with a career-best 89 tackles (69 solo). His previous career high was 81 in 2009.
- ▶ With an interception return for a score vs. Detroit in Week 4, became first player in NFL history to post an INT return for a TD in five consecutive seasons (2006-2010).
- ▶ Named NFL Defensive Player of the Year by *The Associated Press* last season, becoming only the second Packer to win the award (DE Reggie White, 1998) and the oldest NFL defensive back to earn the

- honor.
- ▶ Signed with Green Bay as an unrestricted free agent in 2006 after spending his first eight seasons with Oakland, who selected him in the first round in 1998 (No. 4 overall).

**RCB Tramon Williams, 5-11, 191, 4th Year, Louisiana Tech**

- ▶ Leads the team with five interceptions, having picked off a pass in five of the past nine games. Also leads the team with 19 passes defended, following up a 2009 campaign that saw him pace the squad with a career-high 22 passes defended.
- ▶ Is the only non-drafted free agent in the NFL to post four or more interceptions each of the past three seasons (2008-10).
- ▶ At Washington in Week 5, became the first Packer in team history to post a 50-yard punt return and a 60-yard INT return in the same game.
- ▶ Joined the Packers in November 2006 when the team signed him to the practice squad. Originally entered the NFL as a non-drafted free agent with Houston in May 2006.

**SS Charlie Peprah, 5-11, 203, 5th Year, Alabama**

- ▶ A reserve safety and contributor on special teams during his first three seasons in Green Bay (2006-08), he re-signed with the Packers this past offseason after spending the second half of the '09 season with Atlanta.
- ▶ Has started a career-high eight games this season and has posted a career-best 56 tackles (45 solo) and his first career interception. Has played in 50 career games.
- ▶ Posted 19 tackles and two passes defended along with nine tackles on special teams with the Packers in 2008.
- ▶ Claimed off waivers by the Packers in September 2006 from the N.Y. Giants, who had drafted him in the fifth round (158th overall).

**FS Nick Collins, 5-11, 207, 6th Year, Bethune-Cookman**

- ▶ Selected to the Pro Bowl for the second straight season in 2009, becoming the first Packers safety to earn the honor in back-to-back seasons since LeRoy Butler (1996-98).
- ▶ Ranks No. 2 on the team with 13 passes defended and ranks No. 6 on the team with 66 tackles (57 solo).
- ▶ Is No. 3 among NFL safeties with 15 interceptions since 2008 (Ed Reed and Troy Polamalu, 16 each), and his 415 interception return yards rank No. 2 in the league over that span behind only Reed's 458.
- ▶ Returned three INTs for TDs in 2008, the first NFL safety to do so since Kansas City's Lloyd Burruss in 1986. His 295 INT return yards in '08 led the NFL and broke the franchise record (Bobby Dillon, 244 in 1956).



Unofficial, Dec. 14, 2010

### OFFENSE

<b>WR:</b>	85	Greg Jennings	87	Jordy Nelson	16	Brett Swain
<b>LT:</b>	76	Chad Clifton	<u>75</u>	<u>Bryan Bulaga</u>	<u>74</u>	<u>Marshall Newhouse</u>
<b>LG:</b>	73	Daryn Colledge	70	T.J. Lang	<u>74</u>	<u>Marshall Newhouse</u>
<b>C:</b>	63	Scott Wells	72	Jason Spitz	<u>67</u>	<u>Nick McDonald</u>
<b>RG:</b>	71	Josh Sitton	70	T.J. Lang	<u>67</u>	<u>Nick McDonald</u>
<b>RT:</b>	<u>75</u>	<u>Bryan Bulaga</u>	70	T.J. Lang		
<b>TE:</b>	<u>81</u>	<u>Andrew Quarless</u>	<u>83</u>	<u>Tom Crabtree</u>	86	Donald Lee
<b>WR:</b>	80	Donald Driver	89	James Jones	16	Brett Swain
<b>QB:</b>	12	Aaron Rodgers	10	Matt Flynn		
<b>RB:</b>	32	Brandon Jackson	30	John Kuhn	<u>23</u>	<u>Dimitri Nance</u>
					<u>44</u>	<u>James Starks</u>
<b>FB:</b>	35	Korey Hall	45	Quinn Johnson	30	John Kuhn

### DEFENSE

<b>LDE:</b>	79	Ryan Pickett	<u>98</u>	<u>C.J. Wilson</u>		
<b>NT:</b>	90	B.J. Raji	79	Ryan Pickett	95	Howard Green
<b>RDE:</b>	77	Cullen Jenkins	95	Howard Green	94	Jarius Wynn
<b>LOLB:</b>	52	Clay Matthews	93	Erik Walden		
<b>BLB:</b>	50	A.J. Hawk	57	Matt Wilhelm		
<b>MLB:</b>	55	Desmond Bishop	<u>49</u>	<u>Robert Francois</u>		
<b>ROLB:</b>	<u>58</u>	<u>Frank Zombo</u>	93	Erik Walden	53	Diyral Briggs
<b>LCB:</b>	21	Charles Woodson	<u>37</u>	<u>Sam Shields</u>	28	Brandon Underwood
<b>RCB:</b>	38	Tramon Williams	22	Pat Lee	<u>40</u>	<u>Josh Gordy</u>
<b>SS:</b>	26	Charlie Peprah	20	Atari Bigby	24	Jarrett Bush
<b>FS:</b>	36	Nick Collins	27	Anthony Smith	24	Jarrett Bush

### SPECIAL TEAMS

<b>K:</b>	2	Mason Crosby	<u>8</u>	<u>Tim Masthay</u>		
<b>P:</b>	<u>8</u>	<u>Tim Masthay</u>				
<b>H:</b>	<u>8</u>	<u>Tim Masthay</u>	10	Matt Flynn		
<b>PR:</b>	38	Tramon Williams	85	Greg Jennings	87	Jordy Nelson
<b>KR:</b>	<u>37</u>	<u>Sam Shields</u>	87	Jordy Nelson	22	Pat Lee
<b>PC:</b>	61	Brett Goode	71	Josh Sitton		
<b>KC:</b>	61	Brett Goode	71	Josh Sitton		

## Rookies and first-year players are underlined ##



## HOW THE PACKERS WERE BUILT

Year	Record	Draft (30)	Trades (1)	Free Agents (18)
1999	8-8-0	WR Donald Driver D7b		
2000	9-7-0	T Chad Clifton D2		
2001	12-4-0			
2002	12-4-0			
2003	10-6-0			
2004	10-6-0	C Scott Wells D7 (FA-04)		DE Cullen Jenkins
2005	4-12-0	QB Aaron Rodgers D1 S Nick Collins D2a		TE Donald Lee S Atari Bigby
2006	8-8-0	LB A.J. Hawk D1 G Daryn Colledge D2a WR Greg Jennings D2b C/G Jason Spitz D3b		DE/NT Ryan Pickett (UFA) CB Tramon Williams CB Charles Woodson (UFA)
2007	13-3-0	RB Brandon Jackson D2 WR James Jones D3a FB Korey Hall D6a LB Desmond Bishop D6b K Mason Crosby D6c		
2008	6-10-0	WR Jordy Nelson D2a CB Pat Lee D2c G Josh Sitton D4b QB Matt Flynn D7a WR Brett Swain D7b (FA-08)		LS Brett Goode
2009	11-5-0	NT B.J. Raji D1a LB Clay Matthews D1b T/G T.J. Lang D4 FB Quinn Johnson D5a DE Jarius Wynn D6a (FA-10) CB Brandon Underwood D6b		LB Robert Francois
2010	8-5-0	T Bryan Bulaga D1 TE Andrew Quarless D5a G/T Marshall Newhouse D5b RB James Starks D6 DE C.J. Wilson D7	S Anthony Smith (Jax)	TE Tom Crabtree CB Josh Gordy P Tim Masthay C/G Nick McDonald RB Dimitri Nance (PS-Atl) S Charlie Peprah CB Sam Shields LB Erik Walden LB Matt Wilhelm LB Frank Zombo

**Waivers (4):** CB/S Jarrett Bush (from Carolina), 2006; RB John Kuhn (from Pittsburgh), 2007; LB Diyral Briggs (from Denver), 2010; NT Howard Green (from N.Y. Jets), 2010



## 2010 REGULAR-SEASON STATISTICS

	Packers	Opponent
<b>TOTAL FIRST DOWNS</b> .....	<b>245</b>	<b>227</b>
RUSHING .....	69	69
PASSING .....	163	135
PENALTY .....	13	23
3RD DOWN: MADE/ATT .....	66/162	64/175
3RD DOWN PCT .....	40.7	36.6
4TH DOWN: MADE/ATT .....	5/12	5/18
4TH DOWN PCT .....	41.7	27.8
<b>POSSESSION AVG.</b> .....	<b>30:40</b>	<b>29:20</b>
<b>TOTAL NET YARDS</b> .....	<b>4562</b>	<b>4083</b>
AVG. PER GAME .....	350.9	314.1
<b>TOTAL PLAYS</b> .....	<b>793</b>	<b>806</b>
AVG. PER PLAY .....	5.8	5.1
<b>NET YARDS RUSHING</b> .....	<b>1284</b>	<b>1525</b>
AVG. PER GAME .....	98.8	117.3
TOTAL RUSHES .....	325	338
<b>NET YARDS PASSING</b> .....	<b>3278</b>	<b>2558</b>
AVG. PER GAME .....	252.2	196.8
SACKED/YARDS LOST .....	29/193	37/250
GROSS YARDS .....	3471	2808
ATT./COMPLETIONS .....	439/284	431/243
COMPLETION PCT .....	64.7	56.4
HAD INTERCEPTED .....	11	18
<b>PUNTS/AVERAGE</b> .....	<b>54/44.3</b>	<b>61/45.3</b>
NET PUNTING AVG .....	54/37.6	61/39.7
<b>PENALTIES/YARDS</b> .....	<b>69/541</b>	<b>80/615</b>
<b>FUMBLES/BALL LOST</b> .....	<b>15/6</b>	<b>18/6</b>
<b>TOUCHDOWNS</b> .....	<b>36</b>	<b>18</b>
RUSHING .....	9	5
PASSING .....	23	12
RETURNS .....	4	1

SCORE BY PERIODS	Q1	Q2	Q3	Q4	OT	PTS
PACKERS	57	99	90	60	0	306
OPPONENTS	26	68	26	63	6	189

SCORING	TD -Ru -Pa -Rt	K-PAT	FG	S	PTS
Mason Crosby	0 0 0 0	36/36	18/24	0	90
Greg Jennings	11 0 11 0			0	66
Brandon Jackson	4 3 1 0			0	24
Donald Driver	4 0 4 0			0	24
Aaron Rodgers	4 4 0 0			0	24
James Jones	3 0 3 0			0	18
John Kuhn	2 2 0 0			0	12
Desmond Bishop	1 0 0 1			0	6
Nick Collins	1 0 0 1			0	6
Jermichael Finley	1 0 1 0			0	6
Donald Lee	1 0 1 0			0	6
Clay Matthews	1 0 0 1			0	6
Jordy Nelson	1 0 1 0			0	6
Andrew Quarless	1 0 1 0			0	6
Charles Woodson	1 0 0 1			0	6
<b>PACKERS</b>	<b>36 9 23 4</b>	<b>36/36</b>	<b>18/24</b>	<b>0</b>	<b>306</b>
<b>OPPONENTS</b>	<b>17 5 12 1</b>	<b>18/18</b>	<b>21/26</b>	<b>0</b>	<b>189</b>

2-Pt Conversions: Packers 0-0, Opponents 0-0

**SACKS:** Clay Matthews 12.5, Cullen Jenkins 7, Frank Zombo 4, B.J. Raji 3.5, Desmond Bishop 2, Brandon Chillar 1, Mike Neal 1, Brady Poppinga 1, Tramon Williams 1, C.J. Wilson 1, Charles Woodson 1, Jarius Wynn 1, PACKERS 36, OPPONENTS 29

RUSHING	No	Yds	Avg	Long	TD
Brandon Jackson	143	546	3.8	71	3
Aaron Rodgers	55	309	5.6	27	4
John Kuhn	68	238	3.5	18	2
James Starks	24	81	3.4	16	0
Dimitri Nance	21	52	2.5	11	0
Ryan Grant	8	45	5.6	18	0
Matt Flynn	6	13	2.2	12	0
<b>PACKERS</b>	<b>325</b>	<b>1284</b>	<b>4.0</b>	<b>71</b>	<b>9</b>
<b>OPPONENTS</b>	<b>338</b>	<b>1525</b>	<b>4.5</b>	<b>40</b>	<b>5</b>

PASSING	Att	Cmp	Yds	Cmp%	Yds/Att	TD	TD%	Int	Int%	Long	Sack/Lost	Rating
Aaron Rodgers	410	268	3289	65.4	8.00	23	5.6	10	2.4	86t	27/180	98.5
Matt Flynn	29	16	182	55.2	6.30	0	0.0	1	3.4	32	2/13	59.8
<b>PACKERS</b>	<b>439</b>	<b>284</b>	<b>3471</b>	<b>64.7</b>	<b>7.90</b>	<b>23</b>	<b>5.2</b>	<b>11</b>	<b>2.5</b>	<b>86t</b>	<b>29/193</b>	<b>96.0</b>
<b>OPPONENTS</b>	<b>431</b>	<b>243</b>	<b>2808</b>	<b>56.4</b>	<b>6.50</b>	<b>12</b>	<b>2.8</b>	<b>18</b>	<b>4.2</b>	<b>66t</b>	<b>37/250</b>	<b>68.1</b>

RECEIVING	No	Yds	Avg	Long	TD
Greg Jennings	61	996	16.3	86t	11
James Jones	40	540	13.5	45	3
Donald Driver	40	449	11.2	61t	4
Brandon Jackson	39	313	8.0	37	1
Jordy Nelson	38	403	10.6	28	1
Jermichael Finley	21	301	14.3	34	1
Andrew Quarless	17	205	12.1	23	1
John Kuhn	9	56	6.2	10	0
Donald Lee	8	68	8.5	17	1
Brett Swain	5	66	13.2	31	0
Tom Crabtree	3	40	13.3	33	0
Dimitri Nance	1	14	14.0	14	0
Quinn Johnson	1	11	11.0	11	0
Korey Hall	1	9	9.0	9	0
<b>PACKERS</b>	<b>284</b>	<b>3471</b>	<b>12.2</b>	<b>86t</b>	<b>23</b>
<b>OPPONENTS</b>	<b>243</b>	<b>2808</b>	<b>11.6</b>	<b>66t</b>	<b>12</b>

INTERCEPTIONS	No	Yds	Avg	Long	TD
Tramon Williams	5	78	15.6	64	0
Charles Woodson	2	24	48.0	48t	1
A.J. Hawk	2	33	16.5	21	0
Nick Collins	2	10	5.0	7	0
Clay Matthews	1	62	62.0	62t	1
Desmond Bishop	1	32	32.0	32t	1
Derrick Martin	1	15	15.0	15	0
Brandon Chillar	1	9	9.0	9	0
Morgan Burnett	1	0	0.0	0	0
Charlie Peprah	1	0	0.0	0	0
Sam Shields	1	0	0.0	0	0
<b>PACKERS</b>	<b>18</b>	<b>287</b>	<b>15.9</b>	<b>64</b>	<b>3</b>
<b>OPPONENTS</b>	<b>11</b>	<b>70</b>	<b>6.4</b>	<b>26</b>	<b>0</b>

PUNTING	No	Yds	Avg	Net	TB	In 20	LG	Blk
Tim Masthay	54	2393	44.3	37.6	4	18	62	0
<b>PACKERS</b>	<b>54</b>	<b>2393</b>	<b>44.3</b>	<b>37.6</b>	<b>4</b>	<b>18</b>	<b>62</b>	<b>0</b>
<b>OPPONENTS</b>	<b>61</b>	<b>2761</b>	<b>45.3</b>	<b>39.7</b>	<b>5</b>	<b>18</b>	<b>65</b>	<b>0</b>

PUNT RETURNS	Ret	FC	Yds	Avg	Long	TD
Tramon Williams	30	19	243	8.1	52	0
Sam Shields	0	0	-1	0.0	-1	0
<b>PACKERS</b>	<b>30</b>	<b>19</b>	<b>242</b>	<b>8.1</b>	<b>52</b>	<b>0</b>
<b>OPPONENTS</b>	<b>23</b>	<b>15</b>	<b>282</b>	<b>12.3</b>	<b>62t</b>	<b>1</b>

KICKOFF RETURNS	No	Yds	Avg	Long	TD
Jordy Nelson	22	496	22.5	51	0
Sam Shields	11	264	24.0	49	0
Pat Lee	11	218	19.8	30	0
James Starks	2	25	12.5	17	0
John Kuhn	1	8	8.0	8	0
Matt Wilhelm	1	3	3.0	3	0
Donald Driver	1	0	0.0	0	0
Maurice Simpkins	1	0	0.0	0	0
<b>PACKERS</b>	<b>50</b>	<b>1014</b>	<b>20.3</b>	<b>51</b>	<b>0</b>
<b>OPPONENTS</b>	<b>62</b>	<b>1381</b>	<b>22.3</b>	<b>48</b>	<b>0</b>

FIELD GOALS	1-19	20-29	30-39	40-49	50+
Mason Crosby	0/0	6/7	2/3	8/10	2/4
<b>PACKERS</b>	<b>0/0</b>	<b>6/7</b>	<b>2/3</b>	<b>8/10</b>	<b>2/4</b>
<b>OPPONENTS</b>	<b>1/1</b>	<b>8/8</b>	<b>3/4</b>	<b>7/9</b>	<b>2/4</b>

Crosby: (49G, 56G) (44G, 24G) (38G, 37B) ( ) (52G, 36G, 48N, 53N) (46G, 26G) ( ) (20G, 45N, 41G, 40G) (54B, 26G) (42G) (22G) (29LU, 43G, 24G) (42G)  
Opponents: (45G, 24G) ( ) (49N, 25G, 19G) (55N, 39G, 52G, 49G, 24G) (26G, 51N, 45G, 33G) (53G, 41G, 44G) (28) (37N) (24G) (38G, 47G) (44G, 26G, 23G) (48WL)

## 2010 REGULAR-SEASON DEFENSIVE STATISTICS

Official totals - based on coaches' film review, through Dec. 12 at Detroit

Player	Total			Sacks/ Yards	Int/ Yards	Fum Rec	For Fum	Pass Def
	Tackles	Solo	Asst					
A.J. Hawk	111	80	31	0.0/0.0	2/33	1	0	6
Desmond Bishop	97	68	29	2.0/13.0	1/32	0	1	7
Charles Woodson	89	69	20	1.0/3.0	2/48	0	4	8
Clay Matthews	69	45	24	12.5/87.5	1/62	0	1	3
Frank Zombo	67	44	25	4.0/34.0	0/0	0	2	0
Nick Collins	66	57	9	0.0/0.0	2/10	0	0	13
Charlie Peprah	56	45	11	0.0/0.0	1/0	0	0	5
Tramon Williams	55	49	6	1.0/5.0	5/78	2	1	19
B.J. Raji	52	27	25	3.5/27.5	0/0	0	0	1
Ryan Pickett	39	22	17	1.0/2.0	0/0	1	0	1
Brad Jones	37	20	17	0.0/0.0	0/0	0	0	0
Cullen Jenkins	29	20	9	7.0/44.0	0/0	0	0	1
Nick Barnett	27	21	6	0.0/0.0	0/0	0	0	0
Sam Shields	21	16	5	0.0/0.0	1/0	0	0	6
C.J. Wilson	20	12	8	1.0/1.0	0/0	0	0	0
Brandon Chillar	18	14	4	1.0/9.0	1/9	0	0	1
Brady Poppinga	17	9	8	1.0/9.0	0/0	0	0	0
Morgan Burnett	15	12	3	0.0/0.0	1/0	0	0	1
Jarrett Bush	9	6	3	0.0/0.0	0/0	0	0	2
Howard Green	9	0	9	0.0/0.0	0/0	0	1	0
Mike Neal	5	2	3	1.0/9.0	0/0	0	1	0
Jarius Wynn	5	2	3	1.0/6.0	0/0	0	0	0
Erik Walden	4	1	3	0.0/0.0	0/0	0	0	0
Pat Lee	3	2	1	0.0/0.0	0/0	0	0	0
Atari Bigby	2	2	0	0.0/0.0	0/0	0	0	0
Anthony Smith	2	2	0	0.0/0.0	0/0	0	0	0
Derrick Martin	2	1	1	0.0/0.0	1/15	0	0	1
T.J. Lang	1	0	1	0.0/0.0	0/0	0	0	0
<b>Totals</b>	<b>927</b>	<b>648</b>	<b>279</b>	<b>37.0/250.0</b>	<b>18/287</b>	<b>4</b>	<b>11</b>	<b>74</b>

### SPECIAL TEAMS

Player	IT	FR	FF
Korey Hall	12	0	0
Jarrett Bush	8	1	1
Tom Crabtree	8	0	0
Brandon Underwood	8	0	0
Pat Lee	7	0	0
Derrick Martin	6	0	0
Brett Swain	6	0	0
Diyral Briggs	5	0	0
Quinn Johnson	5	0	0
Anthony Smith	5	0	0
Tramon Williams	5	0	0
Nick Collins	4	1	0
Erik Walden	4	0	0
Desmond Bishop	3	0	0
Mason Crosby	3	0	0
Brad Jones	3	0	0
Donald Lee	3	0	0
Charlie Peprah	3	0	0
Atari Bigby	2	0	0
Brandon Chillar	2	0	0
Robert Francois	2	0	0
Brett Goode	2	0	0
John Kuhn	2	0	0
Dimitri Nance	2	0	0
Matt Wilhelm	2	0	0
Josh Gordy	1	0	0
A.J. Hawk	1	0	0
Tim Masthay	1	0	0
Brady Poppinga	1	0	0
Andrew Quarless	1	0	0
Sam Shields	1	0	0
Maurice Simpkins	1	0	0
<b>Totals</b>	<b>119</b>	<b>2</b>	<b>1</b>

### DEFENSIVE SCORING

Player	TD	Int		Safeties
		Ret	Ret	
Desmond Bishop	1	1	0	0
Clay Matthews	1	1	0	0
Charles Woodson	1	1	0	0
<b>Totals</b>	<b>3</b>	<b>3</b>	<b>0</b>	<b>0</b>

#### Defensive touchdowns (3):

Bishop — 32-yard interception return vs. Minnesota (10/24)

Matthews — 62-yard interception return vs. Dallas (11/7)

Woodson — 48-yard interception return vs. Detroit (10/3)

### MISCELLANEOUS TACKLES

Player	Tackles
Greg Jennings	3
Donald Driver	2
Brandon Jackson	2
Bryan Bulaga	1
Chad Clifton	1
Daryn Colledge	1
Jermichael Finley	1
James Jones	1
<b>Totals</b>	<b>12</b>



NFL

No	ALPHABETICAL ROSTER	Pos	Ht	Wt	Birthdate	Exp	College	High School	Hometown
20	Bigby, Atari	S	5-11	213	9/19/81	5	Central Florida		Miami, Fla.
55	Bishop, Desmond	LB	6-2	238	7/24/84	4	California		Fairfield, Calif.
53	Briggs, Dyral	LB	6-3	248	10/31/85	2	Bowling Green		Mt. Healthy, Ohio
75	Bulaga, Bryan	T	6-5	314	3/21/89	R	Iowa		Woodstock, Ill.
24	Bush, Jarrett	CB/S	6-0	200	5/21/84	5	Utah State		Vacaville, Calif.
76	Clifton, Chad	T	6-5	320	6/26/76	11	Tennessee		Martin, Tenn.
73	Colledge, Daryn	G	6-4	308	2/11/82	5	Boise State		North Pole, Alaska
36	Collins, Nick	S	5-11	207	8/16/83	6	Bethune-Cookman		Cross City, Fla.
83	Crabtree, Tom	TE	6-4	245	11/4/85	1	Miami (Ohio)		Carroll, Ohio
2	Crosby, Mason	K	6-1	207	9/3/84	4	Colorado		Georgetown, Texas
80	Driver, Donald	WR	6-0	194	2/2/75	12	Alcorn State		Houston, Texas
10	Flynn, Matt	QB	6-2	225	6/20/85	3	Louisiana State		Tyler, Texas
49	Francois, Robert	LB	6-2	255	5/14/85	1	Boston College		Byfield, Mass.
61	Goode, Brett	LS	6-1	255	11/2/84	3	Arkansas		Fort Smith, Ark.
40	Gordy, Josh	CB	5-11	195	2/9/87	R	Central Michigan		Sandersville, Ga.
95	Green, Howard	NT	6-2	340	1/12/79	6	Louisiana State		Donaldsonville, La.
35	Hall, Corey	FB	6-0	236	8/5/83	4	Boise State		Glenns Ferry, Idaho
50	Hawk, A.J.	LB	6-1	247	1/6/84	5	Ohio State		Centerville, Ohio
32	Jackson, Brandon	RB	5-10	216	10/2/85	4	Nebraska		Horn Lake, Miss.
77	Jenkins, Cullen	DE	6-2	305	1/20/81	7	Central Michigan		Belleville, Mich.
85	Jennings, Greg	WR	5-11	198	9/21/83	5	Western Michigan		Kalamazoo, Mich.
45	Johnson, Quinn	FB	6-1	263	9/30/86	2	Louisiana State		Edgard, La.
89	Jones, James	WR	6-1	208	3/31/84	4	San Jose State		San Jose, Calif.
30	Kuhn, John	RB	6-0	250	9/9/82	5	Shippensburg		York, Pa.
70	Lang, T.J.	T/G	6-4	318	9/20/87	2	Eastern Michigan		Birmingham, Mich.
86	Lee, Donald	TE	6-4	248	8/31/80	8	Mississippi State		Maben, Miss.
22	Lee, Pat	CB	6-0	196	2/20/84	3	Auburn		Miami, Fla.
8	Masthay, Tim	P	6-1	200	3/16/87	1	Kentucky		Murray, Ky.
52	Matthews, Clay	LB	6-3	255	5/14/86	2	Southern California		Agoura Hills, Calif.
67	McDonald, Nick	C/G	6-4	316	6/27/87	R	Grand Valley State		Sterling Heights, Mich.
23	Nance, Dimitri	RB	5-10	219	2/18/88	R	Arizona State		Euleless, Texas
87	Nelson, Jordy	WR	6-3	217	5/31/85	3	Kansas State		Riley, Kan.
74	Newhouse, Marshall	G/T	6-4	319	9/29/88	R	Texas Christian		Dallas, Texas
26	Peprah, Charlie	S	5-11	203	2/24/83	5	Alabama		Plano, Texas
79	Pickett, Ryan	DE/NT	6-2	340	10/8/79	10	Ohio State		Zephyrhills, Fla.
81	Quarless, Andrew	TE	6-4	252	10/6/88	R	Penn State		Uniondale, N.Y.
90	Raji, B.J.	NT	6-2	337	7/11/86	2	Boston College		Washington Township, N.J.
12	Rodgers, Aaron	QB	6-2	225	12/2/83	6	California		Chico, Calif.
37	Shields, Sam	CB	5-11	184	12/8/87	R	Miami		Sarasota, Fla.
71	Sitton, Josh	G	6-3	318	6/6/86	3	Central Florida		Pensacola, Fla.
27	Smith, Anthony	S	6-0	200	9/20/83	5	Syracuse		Hubbard, Ohio
72	Spitz, Jason	C/G	6-3	305	12/19/82	5	Louisville		Jacksonville, Fla.
44	Starks, James	RB	6-2	218	2/25/86	R	Buffalo		Niagara Falls, N.Y.
16	Swain, Brett	WR	6-0	200	6/21/85	2	San Diego State		Carlsbad, Calif.
28	Underwood, Brandon	CB	6-1	191	6/24/86	2	Cincinnati		Hamilton, Ohio
93	Walden, Erik	LB	6-2	250	8/21/85	3	Middle Tennessee State		Dublin, Ga.
63	Wells, Scott	C	6-2	300	1/7/81	7	Tennessee		Brentwood, Tenn.
57	Wilhelm, Matt	LB	6-4	247	2/2/81	8	Ohio State		Elyria, Ohio
38	Williams, Tramon	CB	5-11	191	3/16/83	4	Louisiana Tech		Napoleonville, La.
98	Wilson, C.J.	DE	6-3	290	3/30/87	R	East Carolina		Pinetown, N.C.
21	Woodson, Charles	CB	6-1	202	10/7/76	13	Michigan		Freemont, Ohio
94	Wynn, Jarius	DE	6-3	285	8/29/86	2	Georgia		Lincolnton, Ga.
58	Zombo, Frank	LB	6-3	254	3/5/87	R	Central Michigan		Sterling Heights, Mich.

**Practice Squad**

69	Campbell, Chris	T	6-5	328	9/22/86	R	Eastern Illinois		Chicago, Ill.
6	Harrell, Graham	QB	6-2	215	5/22/85	1	Texas Tech		Ennis, Texas
34	Levine, Anthony	S	5-11	199	3/27/87	R	Tennessee State		Winston-Salem, N.C.
48	Rivera, Mike	LB	6-2	245	1/10/86	1	Kansas		Shawnee Mission, Kan.
68	Ross, Jay	NT	6-3	302	10/3/87	R	East Carolina		Wilmington, N.C.
13	Smith, Terrance	WR	6-0	195	2/9/87	R	South Carolina State		Aiken, S.C.
11	West, Chastin	WR	6-1	216	5/1/87	R	Fresno State		Moorpark, Calif.
60	Young, Curtis	LB/DE	6-1	270	1/8/87	R	Cincinnati		Cleveland, Ohio

**Injured Reserve**

56	Barnett, Nick	LB	6-2	236	5/27/81	8	Oregon State		Oct. 15 (wrist)
	Bell, Josh	CB	5-11	177	1/8/85	3	Baylor		Aug. 12 (foot)
42	Burnett, Morgan	S	6-1	209	1/13/89	R	Georgia Tech		Oct. 7 (knee)
54	Chillar, Brandon	LB	6-3	237	10/21/82	7	UCLA		Nov. 30 (shoulder)
88	Finley, Jermichael	TE	6-5	247	3/26/87	3	Texas		Oct. 18 (knee)
25	Grant, Ryan	RB	6-1	222	12/9/82	4	Notre Dame		Sept. 14 (ankle)
91	Harrell, Justin	DE	6-4	315	2/14/84	4	Tennessee		Sept. 14 (knee)
41	Havner, Spencer	TE	6-3	250	2/2/83	2	UCLA		Nov. 30 (hamstring)
59	Jones, Brad	LB	6-3	242	4/1/86	2	Colorado		Oct. 27 (shoulder)
29	Martin, Derrick	S	5-10	198	5/16/85	5	Wyoming		Oct. 13 (knee)
96	Neal, Mike	DE	6-3	294	6/26/87	R	Purdue		Oct. 26 (shoulder)
51	Poppinga, Brady	LB	6-3	250	9/21/79	6	Brigham Young		Oct. 26 (knee)
65	Tauscher, Mark	T	6-3	320	6/17/77	11	Wisconsin		Nov. 12 (shoulder)

No	NUMERICAL ROSTER	Pos	Ht	Wt	Age	NFL		College	How Acquired	Reg. season
						Exp	GP/GS/DNP/IA			
2	Mason Crosby	K	6-1	207	26	4		Colorado	D6c-07	13/0/0/0
8	Tim Masthay	P	6-1	200	23	1		Kentucky	FA-10	13/0/0/0
10	Matt Flynn	QB	6-2	225	25	3		Louisiana State	D7a-08	5/0/8/0
12	Aaron Rodgers	QB	6-2	225	27	6		California	D1-05	13/13/0/0
16	Brett Swain	WR	6-0	200	25	2		San Diego State	D7b-08 (FA-08)	13/0/0/0
20	Atari Bigby	S	5-11	213	29	5		Central Florida	FA-05	2/0/0/3
21	Charles Woodson	CB	6-1	202	34	13		Michigan	UFA-06 (Oak)	13/13/0/0
22	Pat Lee	CB	6-0	196	26	3		Auburn	D2c-08	9/1/0/4
23	Dimitri Nance	RB	5-10	219	22	R		Arizona State	PS-10 (Atl)	9/0/0/3
24	Jarrett Bush	CB/S	6-0	200	26	5		Utah State	W-06 (Car)	13/1/0/0
26	Charlie Peprah	S	5-11	203	27	5		Alabama	FA-10	11/8/0/2
27	Anthony Smith	S	6-0	200	27	5		Syracuse	T-10 (Jac)	4/0/0/3
28	Brandon Underwood	CB	6-1	191	24	2		Cincinnati	D6b-09	9/0/0/4
30	John Kuhn	RB	6-0	250	28	5		Shippensburg	W-07 (Pitt)	13/1/0/0
32	Brandon Jackson	RB	5-10	216	25	4		Nebraska	D2-07	13/11/0/0
35	Korey Hall	FB	6-0	236	27	4		Boise State	D6a-07	10/6/0/3
36	Nick Collins	S	5-11	207	27	6		Bethune-Cookman	D2a-05	13/13/0/0
37	Sam Shields	CB	5-11	184	23	R		Miami	FA-10	11/5/0/2
38	Tramon Williams	CB	5-11	191	27	4		Louisiana Tech	FA-06	13/13/0/0
40	Josh Gordy	CB	5-11	195	23	R		Central Michigan	FA-10	2/0/0/0
44	James Starks	RB	6-2	218	24	R		Buffalo	D6-10	2/0/0/2
45	Quinn Johnson	FB	6-1	263	24	2		Louisiana State	D5a-09	8/3/0/5
49	Robert Francois	LB	6-2	255	25	1		Boston College	FA-09	5/0/0/1
50	A.J. Hawk	LB	6-1	247	26	5		Ohio State	D1-06	13/12/0/0
52	Clay Matthews	LB	6-3	255	24	2		Southern California	D1b-09	12/12/0/1
53	Diyral Briggs	LB	6-3	248	25	2		Bowling Green	FA-10	3/0/0/3
55	Desmond Bishop	LB	6-2	238	26	4		California	D6b-07	12/9/0/1
57	Matt Wilhelm	LB	6-4	247	29	8		Ohio State	FA-10	4/0/0/2
58	Frank Zombo	LB	6-3	254	23	R		Central Michigan	FA-10	13/8/0/0
61	Brett Goode	LS	6-1	255	26	3		Arkansas	FA-08	13/0/0/0
63	Scott Wells	C	6-2	300	29	7		Tennessee	D7-04 (FA-04)	13/13/0/0
67	Nick McDonald	C/G	6-4	316	23	R		Grand Valley State	FA-10	0/0/0/13
70	T.J. Lang	T/G	6-4	318	23	2		Eastern Michigan	D4-09	9/0/0/4
71	Josh Sitton	G	6-3	318	24	3		Central Florida	D4b-08	13/13/0/0
72	Jason Spitz	C/G	6-3	305	28	5		Louisville	D3b-06	13/0/0/0
73	Daryn Colledge	G	6-4	308	28	5		Boise State	D2a-06	13/13/0/0
74	Marshall Newhouse	G/T	6-4	319	22	R		Texas Christian	D5b-10	0/0/0/13
75	Bryan Bulaga	T	6-5	314	21	R		Iowa	D1-10	13/9/0/0
76	Chad Clifton	T	6-5	320	34	11		Tennessee	D2-00	13/13/0/0
77	Cullen Jenkins	DE	6-2	305	29	7		Central Michigan	FA-04	11/8/1/1
79	Ryan Pickett	DE/NT	6-2	340	31	10		Ohio State	UFA-06 (STL)	11/9/0/2
80	Donald Driver	WR	6-0	194	35	12		Alcorn State	D7b-99	12/12/0/1
81	Andrew Quarless	TE	6-4	252	22	R		Penn State	D5a-10	10/3/0/3
83	Tom Crabtree	TE	6-4	245	25	1		Miami (Ohio)	FA-09	13/0/0/0
85	Greg Jennings	WR	5-11	198	27	5		Western Michigan	D2b-06	13/13/0/0
86	Donald Lee	TE	6-4	248	30	8		Mississippi State	FA-05	12/5/0/1
87	Jordy Nelson	WR	6-3	217	25	3		Kansas State	D2a-08	13/3/0/0
89	James Jones	WR	6-1	208	26	4		San Jose State	D3a-07	13/2/0/0
90	B.J. Raji	NT	6-2	337	24	2		Boston College	D1a-09	13/13/0/0
93	Erik Walden	LB	6-2	250	25	3		Middle Tennessee State	FA-10	6/0/0/0
94	Jarius Wynn	DE	6-3	285	24	2		Georgia	D6a-09 (FA-10)	6/0/0/6
95	Howard Green	NT	6-2	340	31	6		Louisiana State	FA-10	6/1/0/0
98	C.J. Wilson	DE	6-3	290	23	R		East Carolina	D7-10	12/3/0/1

**Practice Squad**

6	Graham Harrell	QB	6-2	215	25	1		Texas Tech	FA-10	0/0/0/0
11	Chastin West	WR	6-1	216	23	R		Fresno State	FA-10	0/0/0/0
13	Terrance Smith	WR	6-0	195	23	R		South Carolina State	FA-10	0/0/0/0
34	Anthony Levine	S	5-11	199	23	R		Tennessee State	FA-10	0/0/0/0
48	Mike Rivera	LB	6-2	245	24	1		Kansas	FA-10	0/0/0/0
60	Curtis Young	LB/DE	6-1	270	23	R		Cincinnati	FA-10	0/0/0/0
68	Jay Ross	NT	6-3	302	23	R		East Carolina	FA-10	0/0/0/0
69	Chris Campbell	T	6-5	328	24	R		Eastern Illinois	FA-10	0/0/0/0

**Injured Reserve**

25	Josh Bell	CB	5-11	177	25	3		Baylor	FA-09	0/0/0/0
29	Ryan Grant	RB	6-1	222	28	4		Notre Dame	T-07 (NYG)	1/1/0/0
29	Derrick Martin	S	5-10	198	25	5		Wyoming	T-09 (Bal)	5/0/0/0
41	Spencer Havner	TE	6-3	250	27	2		UCLA	FA-10	1/0/0/1
42	Morgan Burnett	S	6-1	209	21	R		Georgia Tech	D3-10	4/4/0/0
51	Brady Poppinga	LB	6-3	250	31	6		Brigham Young	D4b-05	6/1/0/0
54	Brandon Chillar	LB	6-3	237	28	7		UCLA	UFA-08 (STL)	8/1/0/3
56	Nick Barnett	LB	6-2	236	29	8		Oregon State	D1-03	4/4/0/1
59	Brad Jones	LB	6-3	242	24	2		Colorado	D7-09	6/5/0/1
65	Mark Tauscher	T	6-3	320	33	11		Wisconsin	D7a-00 (FA-09)	4/4/0/5
88	Jermichael Finley	TE	6-5	247	23	3		Texas	D3-08	5/5/0/1
91	Justin Harrell	DE	6-4	315	26	4		Tennessee	D1-07	1/0/0/0
96	Mike Neal	DE	6-3	294	23	R		Purdue	D2-10	2/0/0/5





## INDIVIDUAL STATISTICS, OFFENSE

		<b>RUSHING</b>					<b>R.Grant</b>					<b>B.Jackson</b>					<b>J.Kuhn</b>					<b>A.Rodgers</b>					<b>D.Nance</b>					<b>J.Starks</b>				
		No	Yds	Avg	Lg	TD	No	Yds	Avg	Lg	TD	No	Yds	Avg	Lg	TD	No	Yds	Avg	Lg	TD	No	Yds	Avg	Lg	TD	No	Yds	Avg	Lg	TD	No	Yds	Avg	Lg	TD
9/12	at Phi	8	45	5.6	18	0	18	63	3.5	18	0	2	15	7.5	12	1	5	9	1.8	7	0	(Not with team)					(PUP - hamstring)									
9/19	Buf	(Injured Reserve)					11	29	2.6	6	1	9	36	4.0	12	0	5	20	4.0	12	1	2	6	3.0	4	0	(PUP - hamstring)									
9/27	at Chi	(Injured Reserve)					7	12	1.7	11	0	6	31	5.2	18	0	2	20	10.0	17	1	(Inactive)					(PUP - hamstring)									
10/3	Det	(Injured Reserve)					9	33	3.7	14	0	9	39	4.3	8	0	3	20	6.7	16	0	0	0	0.0	0	0	(PUP - hamstring)									
10/10	at Was	(Injured Reserve)					10	115	11.5	71	0	3	12	4.0	7	0	4	30	7.5	15	0	0	0	0.0	0	0	(PUP - hamstring)									
10/17	Mia	(Injured Reserve)					12	53	4.4	14	0	5	9	1.8	5	0	4	14	3.5	8	1	0	0	0.0	0	0	(PUP - hamstring)									
10/24	Min	(Injured Reserve)					13	58	4.5	14	1	7	12	1.7	4	0	3	14	4.7	11	0	0	0	0.0	0	0	(PUP - hamstring)									
10/31	at NYJ	(Injured Reserve)					15	55	3.7	27	0	8	21	2.6	6	0	3	5	1.7	5	0	(Inactive)					(PUP - hamstring)									
11/7	Dal	(Injured Reserve)					13	42	3.2	14	1	13	50	3.8	17	0	5	41	8.2	27	0	4	5	1.3	5	0	(PUP - hamstring)									
11/21	at Min	(Injured Reserve)					14	28	2.0	6	0	0	0	0.0	0	0	3	21	7.0	15	0	12	37	3.1	11	0	(Inactive)									
11/28	at Atl	(Injured Reserve)					10	26	2.6	12	0	0	0	0.0	0	0	12	51	4.3	11	1	1	0	0.0	0	0	(Inactive)									
12/5	SF	(Injured Reserve)					4	13	3.3	8	0	6	13	2.2	4	1	4	39	9.8	12	0	(Inactive)					18	73	4.1	16	0					
12/12	at Det	(Injured Reserve)					7	19	2.7	9	0	0	0	0.0	0	0	2	25	12.5	18	0	2	4	2.0	2	0	6	8	1.3	7	0					
12/19	at NE																																			
12/26	NYG																																			
1/2	Chi																																			
<b>SEASON</b>		<b>8</b>	<b>45</b>	<b>5.6</b>	<b>18</b>	<b>0</b>	<b>143</b>	<b>546</b>	<b>3.8</b>	<b>71</b>	<b>3</b>	<b>68</b>	<b>238</b>	<b>3.5</b>	<b>18</b>	<b>2</b>	<b>55</b>	<b>309</b>	<b>5.6</b>	<b>27</b>	<b>4</b>	<b>21</b>	<b>52</b>	<b>2.5</b>	<b>11</b>	<b>0</b>	<b>24</b>	<b>81</b>	<b>3.4</b>	<b>16</b>	<b>0</b>					
<b>CAREER</b>		<b>790</b>	<b>3457</b>	<b>4.4</b>	<b>66t</b>	<b>23</b>	<b>300</b>	<b>1172</b>	<b>3.9</b>	<b>71</b>	<b>7</b>	<b>86</b>	<b>284</b>	<b>3.3</b>	<b>18</b>	<b>4</b>	<b>180</b>	<b>879</b>	<b>4.9</b>	<b>35</b>	<b>13</b>	<b>21</b>	<b>52</b>	<b>2.5</b>	<b>11</b>	<b>0</b>	<b>24</b>	<b>81</b>	<b>3.4</b>	<b>16</b>	<b>0</b>					

### ADDITIONAL RUSHING:

		<b>PASSING</b>										<b>A.Rodgers</b>										<b>M.Flynn</b>									
		Att	Com	Pct	Yds	Sk/Yd	TD	Lg	Int	Rtng	Att	Com	Pct	Yds	Sk/Yd	TD	Lg	Int	Rtng	Att	Com	Pct	Yds	Sk/Yd	TD	Lg	Int	Rtng			
9/12	at Phi	31	19	61.3	188	3/21	2	32t	2	73.1	Did Not Play										Did Not Play										
9/19	Buf	29	19	65.5	255	0/0	2	34	0	116.3	Did Not Play										Did Not Play										
9/27	at Chi	45	34	75.6	316	0/0	1	28	1	92.5	Did Not Play										Did Not Play										
10/3	Det	17	12	70.6	181	2/12	3	48	2	105.3	Did Not Play										Did Not Play										
10/10	at Was	46	27	58.7	293	4/23	1	35	1	75.7	Did Not Play										Did Not Play										
10/17	Mia	33	18	54.5	313	5/30	1	86t	1	84.5	Did Not Play										Did Not Play										
10/24	Min	34	21	61.8	295	0/0	2	45	2	84.8	1	0	0.0	0	0/0	0	0	0	0	39.6											
10/31	at NYJ	34	15	44.1	170	2/14	0	30	0	59.7	Did Not Play										Did Not Play										
11/7	Dal	34	27	79.4	289	1/12	3	33	0	131.5	1	0	0.0	0	0/0	0	0	0	39.6												
11/21	at Min	31	22	71.0	301	3/23	4	47	0	141.3	1	1	100.0	5	0/0	0	5	0	87.5												
11/28	at Atl	35	26	74.3	344	1/3	1	35	0	114.5	Did Not Play										Did Not Play										
12/5	SF	30	21	70.0	298	4/24	3	61t	0	135.1	0	0	0.0	0	0/0	0	0	0	0.0												
12/12	at Det	11	7	63.6	46	2/18	0	12	1	34.7	26	15	57.7	177	2/13	0	32	1	62.5												
12/19	at NE																														
12/26	NYG																														
1/2	Chi																														
<b>SEASON</b>		<b>410</b>	<b>268</b>	<b>65.4</b>	<b>3289</b>	<b>27/180</b>	<b>23</b>	<b>86t</b>	<b>10</b>	<b>98.5</b>	<b>29</b>	<b>16</b>	<b>55.2</b>	<b>182</b>	<b>213</b>	<b>0</b>	<b>32</b>	<b>1</b>	<b>59.8</b>												
<b>CAREER</b>		<b>1546</b>	<b>994</b>	<b>64.3</b>	<b>12090</b>	<b>120/787</b>	<b>82</b>	<b>86t</b>	<b>31</b>	<b>97.6</b>	<b>46</b>	<b>25</b>	<b>54.3</b>	<b>246</b>	<b>3/19</b>	<b>0</b>	<b>32</b>	<b>3</b>	<b>51.5</b>												

		<b>RECEIVING</b>					<b>D.Driver</b>					<b>J.Finley</b>					<b>G.Jennings</b>					<b>J.Jones</b>					<b>D.Lee</b>					<b>J.Nelson</b>				
		No	Yds	Avg	Lg	TD	No	Yds	Avg	Lg	TD	No	Yds	Avg	Lg	TD	No	Yds	Avg	Lg	TD	No	Yds	Avg	Lg	TD	No	Yds	Avg	Lg	TD	No	Yds	Avg	Lg	TD
9/12	at Phi	5	30	6.0	7	1	4	47	11.8	20	0	5	82	16.4	32t	1	2	10	5.0	7	0	0	0	0.0	0	0	1	7	7.0	7	0					
9/19	Buf	4	38	9.5	13	1	4	103	25.8	34	0	3	36	12.0	21	0	3	32	10.7	30t	1	1	-1	-1.0	-1	0	2	26	13.0	15	0					
9/27	at Chi	9	61	6.8	11	0	9	115	12.8	28	0	2	18	9.0	11	1	5	55	11.0	18	0	0	0	0.0	0	0	3	20	6.7	8	0					
10/3	Det	3	89	29.7	48	1	4	36	9.0	13t	1	2	25	12.5	17t	1	1	15	15.0	15	0	1	15	15.0	15	0	0	0	0.0	0	0					
10/10	at Was	4	58	14.5	34	0	0	0	0.0	0	0	2	22	11.0	14	0	4	65	16.3	35	0	2	22	11.0	17	1	3	42	14.0	25	0					
10/17	Mia	3	31	10.3	15	0	(Inactive)					6	133	22.2	86t	1	0	0	0.0	0	0	0	0	0.0	0	0	4	64	16.0	24	0					
10/24	Min	0	0	0.0	0	0	(Injured Reserve)					6	74	12.3	24	1	4	107	26.8	45	0	2	27	13.5	16	0	4	25	6.3	8	0					
10/31	at NYJ	0	0	0.0	0	0	(Injured Reserve)					6	81	13.5	30	0	0	0	0.0	0	0	1	5	5.0	5	0	5	55	11.0	19	0					
11/7	Dal	(Inactive)					(Injured Reserve)					7	80	11.4	33	1	8	123	15.4	31	1	0	0	0.0	0	0	4	42	10.5	27	0					
11/21	at Min	4	31	7.8	10	0	(Injured Reserve)					7	152	21.7	47	3	3	51	17.0	39	1	1	0	0.0	0	0	3	20	6.7	8	0					
11/28	at Atl	2	26	13.0	17	0	(Injured Reserve)					5	119	23.8	35	0	5	44	8.8	18	0	(Inactive)					5	61	12.2	28	1					
12/5	SF	4	73	18.3	61t	1	(Injured Reserve)					6	122	20.3	57t	2	2	8	4.0	7	0	0	0	0.0	0	0	2	15	7.5	9	0					
12/12	at Det	2	12	6.0	7	0	(Injured Reserve)					4	52	13.0	32	0	3	30	10.0	18	0	0	0	0.0	0	0	2	26	13.0	18	0					
12/19	at NE																																			
12/26	NYG																																			
1/2	Chi																																			
<b>SEASON</b>		<b>40</b>	<b>449</b>	<b>11.2</b>	<b>61t</b>	<b>4</b>	<b>21</b>	<b>301</b>	<b>14.3</b>	<b>34</b>	<b>1</b>	<b>61</b>	<b>996</b>	<b>16.3</b>	<b>86t</b>	<b>11</b>	<b>40</b>	<b>540</b>	<b>13.5</b>	<b>45</b>	<b>3</b>	<b>8</b>	<b>68</b>	<b>8.5</b>	<b>17</b>	<b>1</b>	<b>38</b>	<b>403</b>	<b>10.6</b>	<b>28</b>	<b>1</b>					
<b>CAREER</b>		<b>687</b>	<b>9499</b>	<b>13.8</b>	<b>85t</b>	<b>53</b>	<b>82</b>	<b>1051</b>	<b>12.8</b>	<b>62t</b>	<b>7</b>	<b>307</b>	<b>4953</b>	<b>16.1</b>	<b>86t</b>	<b>39</b>	<b>139</b>	<b>1930</b>	<b>13.9</b>	<b>79t</b>	<b>11</b>	<b>195</b>	<b>1870</b>	<b>9.6</b>	<b>60</b>	<b>17</b>	<b>93</b>	<b>1089</b>	<b>11.7</b>	<b>51</b>	<b>5</b>					



# INDIVIDUAL STATISTICS, OFFENSE

	<b>RECEIVING B.Swain</b>					<b>B.Jackson</b>					<b>J.Kuhn</b>					<b>K.Hall</b>					<b>T.Crabtree</b>					<b>A.Quarless</b>						
	No	Yds	Avg	Lg	TD	No	Yds	Avg	Lg	TD	No	Yds	Avg	Lg	TD	No	Yds	Avg	Lg	TD	No	Yds	Avg	Lg	TD	No	Yds	Avg	Lg	TD		
9/12 at Phi	0	0	0.0	0	0	2	12	6.0	13	0	0	0	0.0	0	0	0	0.0	0	0	0	0	0	0	0	0	0	0	0	0	(Inactive)		
9/19 Buf	0	0	0.0	0	0	1	10	10.0	10	0	0	0	0.0	0	0	0	0.0	0	0	0	0	0	0	0	0	0	0	0	0	(Inactive)		
9/27 at Chi	0	0	0.0	0	0	4	27	6.8	10	0	2	20	10.0	10	0	0	0	0.0	0	0	0	0	0	0	0	0	0	0	0	0		
10/3 Det	0	0	0.0	0	0	1	1	1.0	1	0	0	0	0.0	0	0	0	0.0	0	0	0	0	0	0	0	0	0	0	0	0	0		
10/10 at Was	0	0	0.0	0	0	5	25	5.0	12	0	2	5	2.5	4	0	0	0	0.0	0	0	0	0	1	3	3.0	3	0	4	51	12.8	21	0
10/17 Mia	0	0	0.0	0	0	3	29	9.7	19	0	0	0	0.0	0	0	0	0.0	0	0	0	0	1	33	33.0	33	0	1	23	23.0	23	0	
10/24 Min	0	0	0.0	0	0	3	46	15.3	36	0	0	0	0.0	0	0	0	0.0	0	0	0	0	0	0	0.0	0	0	2	16	8.0	9t	1	
10/31 at NYJ	1	12	12.0	12	0	2	17	8.5	13	0	0	0	0.0	0	0	0	0.0	0	0	0	0	0	0	0.0	0	0	0	0	0	0	0	0
11/7 Dal	1	2	2.0	2	0	4	26	6.5	9t	1	2	12	6.0	8	0	0	0	0.0	0	0	1	4	4.0	4	0	0	0	0	0	0	(Inactive)	
11/21 at Min	0	0	0.0	0	0	4	38	9.5	15	0	0	0	0.0	0	0	0	0.0	0	0	0	0	0	0	0.0	0	0	1	14	14.0	14	0	
11/28 at Atl	2	40	20.0	31	0	3	10	3.3	9	0	1	9	9.0	9	0	0	0	0.0	0	0	0	0	0	0.0	0	0	3	35	11.7	19	0	
12/5 SF	0	0	0.0	0	0	4	63	15.8	37	0	1	4	4.0	4	0	1	9	9.0	9	0	0	0	0.0	0	0	1	4	4.0	4	0		
12/12 at Det	1	12	12.0	12	0	3	9	3.0	5	0	1	6	6.0	6	0	0	0	0.0	0	0	0	0	0.0	0	0	5	62	12.4	20	0		
12/19 at NE																																
12/26 NYG																																
1/2 Chi																																
<b>SEASON</b>	<b>5</b>	<b>66</b>	<b>13.2</b>	<b>31</b>	<b>0</b>	<b>39</b>	<b>313</b>	<b>8.0</b>	<b>37</b>	<b>1</b>	<b>9</b>	<b>56</b>	<b>6.2</b>	<b>10</b>	<b>0</b>	<b>1</b>	<b>9</b>	<b>9.0</b>	<b>9</b>	<b>0</b>	<b>3</b>	<b>40</b>	<b>13.3</b>	<b>33</b>	<b>0</b>	<b>17</b>	<b>205</b>	<b>12.1</b>	<b>23</b>	<b>1</b>		
<b>CAREER</b>	<b>5</b>	<b>66</b>	<b>13.2</b>	<b>31</b>	<b>0</b>	<b>106</b>	<b>815</b>	<b>7.7</b>	<b>37</b>	<b>2</b>	<b>23</b>	<b>146</b>	<b>6.3</b>	<b>15</b>	<b>4</b>	<b>21</b>	<b>137</b>	<b>6.5</b>	<b>13</b>	<b>1</b>	<b>3</b>	<b>40</b>	<b>13.3</b>	<b>33</b>	<b>0</b>	<b>17</b>	<b>205</b>	<b>12.1</b>	<b>23</b>	<b>1</b>		

	<b>RECEIVING Q.Johnson</b>																													
	No	Yds	Avg	Lg	TD	No	Yds	Avg	Lg	TD	No	Yds	Avg	Lg	TD	No	Yds	Avg	Lg	TD	No	Yds	Avg	Lg	TD	No	Yds	Avg	Lg	TD
9/12 at Phi																														
9/19 Buf	1	11	11.0	11	0																									
9/27 at Chi	0	0	0.0	0	0																									
10/3 Det																														
10/10 at Was																														
10/17 Mia	0	0	0.0	0	0																									
10/24 Min																														
10/31 at NYJ																														
11/7 Dal	0	0	0.0	0	0																									
11/21 at Min	0	0	0.0	0	0																									
11/28 at Atl	0	0	0.0	0	0																									
12/5 SF	0	0	0.0	0	0																									
12/12 at Det	0	0	0.0	0	0																									
12/19 at NE																														
12/26 NYG																														
1/2 Chi																														
<b>SEASON</b>	<b>1</b>	<b>11</b>	<b>11.0</b>	<b>11</b>	<b>0</b>																									
<b>CAREER</b>	<b>3</b>	<b>15</b>	<b>5.0</b>	<b>11</b>	<b>0</b>																									

	<b>RUSHING B.Jackson</b>					<b>J.Kuhn</b>					<b>A.Rodgers</b>																			
	<b>First Half</b>					<b>Second Half</b>					<b>First Half</b>					<b>Second Half</b>														
	No	Yds	Avg	Lg	TD	No	Yds	Avg	Lg	TD	No	Yds	Avg	Lg	TD	No	Yds	Avg	Lg	TD	No	Yds	Avg	Lg	TD					
9/12 at Phi	4	9	2.3	5	0	14	54	3.9	18	0	0	0	0.0	0	0	2	15	7.5	12	1	2	12	6.0	7	0	3	-3	-1.0	0	0
9/19 Buf	9	26	2.9	6	1	2	3	1.5	0	0	3	9	3.0	4	0	6	27	4.5	12	0	1	12	12.0	12	0	4	8	2.0	9t	1
9/27 at Chi	3	-3	-1.0	2	0	4	15	3.8	11	0	4	11	2.8	7	0	2	20	10.0	18	0	0	0	0.0	0	0	2	20	10.0	17	1
10/3 Det	5	20	4.0	11	0	4	13	3.3	14	0	2	5	2.5	4	0	7	34	4.9	8	0	1	5	5.0	5	0	2	15	7.5	16	0
10/10 at Was	3	74	24.7	71	0	7	41	5.9	15	0	2	5	2.5	5	0	1	7	7.0	7	0	1	0	0.0	0	0	3	30	10.0	15	0
10/17 Mia	6	32	5.3	14	0	6	21	3.5	7	0	2	8	4.0	5	0	3	1	0.3	1	0	2	5	2.5	6	0	2	9	4.5	8	1
10/24 Min	7	31	4.4	14	1	6	27	4.5	11	0	1	-1	-1.0	-1	0	6	13	2.2	4	0	1	11	11.0	11	0	2	3	1.5	4	0
10/31 at NYJ	8	45	5.6	27	0	7	10	1.4	8	0	2	7	3.5	4	0	6	14	2.3	6	0	1	-1	-1.0	-1	0	2	6	3.0	5	0
11/7 Dal	8	18	2.3	7	1	5	24	4.8	14	0	7	33	4.7	17	0	6	17	2.8	5	0	4	43	10.8	27	0	1	-2	-2.0	-2	0
11/21 at Min	6	21	3.5	6	0	8	7	0.9	4	0	0	0	0.0	0	0	0	0	0.0	0	0	1	5	5.0	5	0	2	16	8.0	15	0
11/28 at Atl	4	4	1.0	4	0	6	22	3.7	22	0	0	0	0.0	0	0	0	0	0.0	0	0	7	24	3.4	11	0	5	27	5.4	10	1
12/5 SF	1	8	8.0	8	0	3	5	1.7	4	0	3	4	1.3	2	1	3	9	3.0	0	0	1	8	8.0	8	0	3	31	10.3	12	0
12/12 at Det	3	10	3.3	9	0	4	9	2.3	7	0	0	0	0.0	0	0	0	0	0.0	0	0	2	25	12.5	18	0	0	0	0.0	0	0
12/19 at NE																														
12/26 NYG																														
1/2 Chi																														
<b>SEASON</b>	<b>67</b>	<b>295</b>	<b>4.4</b>	<b>71</b>	<b>3</b>	<b>76</b>	<b>251</b>	<b>3.3</b>	<b>18</b>	<b>0</b>	<b>26</b>	<b>81</b>	<b>3.1</b>	<b>17</b>	<b>1</b>	<b>42</b>	<b>157</b>	<b>3.7</b>	<b>18</b>	<b>1</b>	<b>24</b>	<b>149</b>	<b>6.2</b>	<b>27</b>	<b>0</b>	<b>31</b>	<b>160</b>	<b>5.2</b>	<b>17</b>	<b>4</b>

# INDIVIDUAL STATISTICS, OFFENSE

## PASSING

### A.Rodgers

		First Half										Second Half									
		Att	Com	Pct	Yds	Sk/Yd	TD	Lg	Int	Rtng	Att	Com	Pct	Yds	Sk/Yd	TD	Lg	Int	Rtng		
9/12	at Phi	22	16	72.7	129	3/21	1	16	1	83.3	9	3	33.3	59	0/0	1	32t	1	54.6		
9/19	Buf	16	8	50.0	110	0/0	0	34	0	72.4	13	11	84.6	145	0/0	2	30t	0	152.7		
9/27	at Chi	23	15	65.2	172	0/0	1	28	1	84.0	22	19	86.4	144	0/0	0	20	0	93.9		
10/3	Det	9	8	88.9	131	1/7	3	48	0	158.3	8	4	50.0	50	1/5	0	15	2	30.2		
10/10	at Was	25	14	56.0	152	1/4	1	35	0	87.4	21	13	61.9	141	3/19	0	34	1	61.8		
10/17	Mia	13	7	53.8	169	2/17	1	86t	0	124.7	20	11	55.0	144	3/13	0	24	1	57.1		
10/24	Min	21	13	61.9	227	0/0	1	45	2	75.0	13	8	61.5	68	0/0	1	17	0	100.8		
10/31	at NYJ	21	7	33.3	85	2/14	0	30	0	46.7	13	8	61.5	85	0/0	0	19	0	80.6		
11/7	Dal	18	16	88.9	174	1/12	2	33	0	144.0	16	11	68.8	115	0/0	1	27	0	110.2		
11/21	at Min	22	14	63.6	188	2/15	2	47	0	121.0	9	8	88.9	113	1/8	2	46t	0	158.3		
11/28	at Atl	11	9	81.8	115	0/0	0	31	0	110.2	24	17	70.8	229	1/3	1	35	0	114.8		
12/5	SF	20	12	60.0	156	2/12	1	57t	0	101.3	10	9	90.0	142	2/12	2	61t	0	158.3		
12/12	at Det	11	7	63.6	46	2/18	0	12	1	34.7	0	0	0.0	0	0/0	0	0	0	0.0		
12/19	at NE																				
12/26	NYG																				
1/2	Chi																				
<b>SEASON</b>		<b>232</b>	<b>146</b>	<b>62.9</b>	<b>1854</b>	<b>16/120</b>	<b>13</b>	<b>86t</b>	<b>5</b>	<b>97.5</b>	<b>178</b>	<b>122</b>	<b>68.5</b>	<b>1435</b>	<b>11/60</b>	<b>10</b>	<b>61t</b>	<b>5</b>	<b>99.8</b>		

## PASSING

### M.Flynn

		First Half										Second Half									
		Att	Com	Pct	Yds	Sk/Yd	TD	Lg	Int	Rtng	Att	Com	Pct	Yds	Sk/Yd	TD	Lg	Int	Rtng		
9/12	at Phi				(Did Not Play)										(Did Not Play)						
9/19	Buf				(Did Not Play)										(Did Not Play)						
9/27	at Chi				(Did Not Play)										(Did Not Play)						
10/3	Det				(Did Not Play)										(Did Not Play)						
10/10	at Was				(Did Not Play)										(Did Not Play)						
10/17	Mia				(Did Not Play)										(Did Not Play)						
10/24	Min	1	0	0.0	0	0/0	0	0	0	39.6	0	0	0.0	0	0/0	0	0	0	0.0		
10/31	at NYJ				(Did Not Play)										(Did Not Play)						
11/7	Dal	0	0	0.0	0	0/0	0	0	0	0.0	1	0	0.0	0	0/0	0	0	0	39.6		
11/21	at Min	0	0	0.0	0	0/0	0	0	0	0.0	1	1	100.0	5	0/0	0	5	0	87.5		
11/28	at Atl				(Did Not Play)										(Did Not Play)						
12/5	SF	0	0	0.0	0	0/0	0	0	0	0.0	0	0	0.0	0	0/0	0	0	0	0.0		
12/12	at Det	2	1	50.0	0	1/7	0	0	0	56.3	24	14	58.3	177	1/6	0	32	1	64.1		
12/19	at NE																				
12/26	NYG																				
1/2	Chi																				
<b>SEASON</b>		<b>3</b>	<b>1</b>	<b>33.3</b>	<b>0</b>	<b>1/7</b>	<b>0</b>	<b>0</b>	<b>0</b>	<b>42.4</b>	<b>26</b>	<b>15</b>	<b>57.7</b>	<b>177</b>	<b>1/6</b>	<b>0</b>	<b>32</b>	<b>1</b>	<b>63.3</b>		

## RECEIVING

### D.Driver

### J.Finley

### G.Jennings

		First Half					Second Half					First Half					Second Half									
		No	Yds	Avg	Lg	TD	No	Yds	Avg	Lg	TD	No	Yds	Avg	Lg	TD	No	Yds	Avg	Lg	TD	No	Yds	Avg	Lg	TD
9/12	at Phi	4	23	5.8	7	1	1	7	7.0	0	0	3	27	9.0	14	0	1	20	20.0	20	0	4	50	12.5	16	0
9/19	Buf	3	31	10.3	13	0	1	7	7.0	7t	1	2	66	33.0	34	0	2	37	18.5	22	0	1	-2	-2.0	-2	0
9/27	at Chi	3	23	7.7	10	0	6	38	6.3	11	0	4	68	17.0	28	0	5	47	9.4	20	0	2	18	9.0	11	1
10/3	Det	2	77	38.5	48	1	1	12	12.0	12	0	4	36	9.0	13t	1	0	0	0.0	0	0	1	17	17.0	17t	1
10/10	at Was	1	14	14.0	14	0	3	44	14.7	34	0	0	0	0.0	0	0	0	0.0	0	0	1	8	8.0	8	0	
10/17	Mia	1	8	8.0	8	0	2	23	11.5	15	0															
10/24	Min	0	0	0.0	0	0	0	0	0.0	0	0															
10/31	at NYJ	0	0	0.0	0	0	0	0	0.0	0	0															
11/7	Dal				(Inactive)																					
11/21	at Min	3	23	7.7	10	0	1	8	8.0	8	0															
11/28	at Atl	1	17	17.0	17	0	1	9	9.0	9	0															
12/5	SF	2	10	5.0	6	0	2	63	31.5	61t	1															
12/12	at Det	1	5	5.0	5	0	1	7	7.0	7	0															
12/19	at NE																									
12/26	NYG																									
1/2	Chi																									
<b>SEASON</b>		<b>21</b>	<b>231</b>	<b>11.0</b>	<b>48</b>	<b>2</b>	<b>19</b>	<b>218</b>	<b>11.5</b>	<b>61t</b>	<b>2</b>	<b>13</b>	<b>197</b>	<b>15.2</b>	<b>34</b>	<b>1</b>	<b>8</b>	<b>104</b>	<b>13.0</b>	<b>22</b>	<b>0</b>	<b>30</b>	<b>504</b>	<b>16.8</b>	<b>86t</b>	<b>6</b>

## RECEIVING

### J.Jones

### J.Nelson

### B.Jackson

		First Half					Second Half					First Half					Second Half									
		No	Yds	Avg	Lg	TD	No	Yds	Avg	Lg	TD	No	Yds	Avg	Lg	TD	No	Yds	Avg	Lg	TD	No	Yds	Avg	Lg	TD
9/12	at Phi	2	10	5.0	7	0	0	0	0.0	0	0	1	7	7.0	7	0	0	0	0.0	0	0	2	12	6.0	13	0
9/19	Buf	1	4	4.0	4	0	2	28	14.0	30t	1	0	0	0.0	0	0	2	26	13.0	15	0	0	0	0.0	0	0
9/27	at Chi	2	26	13.0	18	0	3	29	9.4	14	0	0	0	0.0	0	0	3	20	6.7	8	0	2	17	8.5	10	0
10/3	Det	2	26	13.0	18	0	1	15	15.0	15	0	0	0	0.0	0	0	1	1	1.0	1	0	0	0	0.0	0	0
10/10	at Was	4	65	16.3	35	0	0	0	0.0	0	0	2	17	8.5	9	0	1	25	25.0	25	0	2	9	4.5	6	0
10/17	Mia	0	0	0.0	0	0	0	0	0.0	0	0	0	0	0.0	0	0	4	64	16.0	24	0	2	10	5.0	8	0
10/24	Min	3	90	30.0	45	0	1	17	17.0	17	0	1	7	7.0	7	0	3	18	6.0	8	0	2	47	23.5	36	0
10/31	at NYJ	0	0	0.0	0	0	0	0	0.0	0	0	1	16	16.0	16	0	4	39	9.8	19	0	1	4	4.0	4	0
11/7	Dal	5	83	16.6	31	0	3	40	13.3	16	1	2	9	4.5	6	0	2	33	16.5	27	0	3	20	6.7	9t	1
11/21	at Min	3	51	17.0	39	1	0	0	0.0	0	0	1	7	7.7	7	0	2	13	6.5	8	0	2	22	11.0	15	0
11/28	at Atl	4	26	6.5	9	0	1	18	18.0	18	0	2	11	5.5	6	0	3	50	16.7	28	1	0	0	0.0	0	0
12/5	SF	1	1	1.0	1	0	1	7	7.0	7	0	1	9	9.0	9	0	1	6	6.0	6	0	3	54	18.0	37	0
12/12	at Det	0	0	0.0	0	0	3	30	10.0	18	0	0	0	0.0	0	0	2	26	13.0	18	0	3	9	3.0	5	0
12/19	at NE																									
12/26	NYG																									
1/2	Chi																									
<b>SEASON</b>		<b>25</b>	<b>356</b>	<b>14.2</b>	<b>45</b>	<b>1</b>	<b>15</b>	<b>184</b>	<b>12.3</b>	<b>30t</b>	<b>2</b>	<b>11</b>	<b>83</b>	<b>7.5</b>	<b>16</b>	<b>0</b>	<b>27</b>	<b>320</b>	<b>11.9</b>	<b>28</b>	<b>1</b>	<b>23</b>	<b>205</b>	<b>8.9</b>	<b>37</b>	<b>1</b>



# INDIVIDUAL STATISTICS, DEFENSE

N.Barnett						A.Bigby						D.Bishop						M.Burnett						J.Bush						B.Chillar											
UT	A	Sk	Int	PD		UT	A	Sk	Int	PD		UT	A	Sk	Int	PD		UT	A	Sk	Int	PD		UT	A	Sk	Int	PD		UT	A	Sk	Int	PD							
9/12	at	Phi	5	1	0-0	0-0	0					0	0	0-0	0-0	0		3	1	0-0	0-0	0		1	0	0-0	0-0	0		6	1	0-0	0-0	0							
9/19		Buf	6	2	0-0	0-0	0					(PUP - ankle)						(Inactive)						3	1	0-0	1-0	1		0	0	0-0	0-0	0		3	0	0-0	1-9	1	
9/27	at	Chi	1	0	0-0	0-0	0					(PUP - ankle)						0	0	0-0	0-0	0		4	0	0-0	0-0	0		0	0	0-0	0-0	0		1	2	0-0	0-0	0	
10/3		Det	9	3	0-0	0-0	0					(PUP - ankle)						0	1	0-0	0-0	0		2	1	0-0	0-0	0		3	2	0-0	0-0	2		(Inactive)					
10/10	at	Was			(Inactive)							(PUP - ankle)						(Injured Reserve)						0	0	0-0	0-0	0		0	0	0-0	0-0	0		(Inactive)					
10/17		Mia			(Injured Reserve)							(PUP - ankle)						(Injured Reserve)						0	0	0-0	0-0	0		0	0	0-0	0-0	0		(Inactive)					
10/24		Min			(Injured Reserve)							(PUP - ankle)						6	5	0-0	1-32t	1		(Injured Reserve)						0	0	0-0	0-0	0		1	1	0-0	0-0	0	
10/31	at	NYJ			(Injured Reserve)							(PUP - ankle)						12	1	0-0	0-0	2		(Injured Reserve)						0	0	0-0	0-0	0		2	0	1-9	0-0	0	
11/7		Dal			(Injured Reserve)							2	0	0-0	0-0	0		3	1	1-5	0-0	0		(Injured Reserve)						1	0	0-0	0-0	0		0	0	0-0	0-0	0	
11/21	at	Min			(Injured Reserve)							0	0	0-0	0-0	0		7	1	0-0	0-0	1		(Injured Reserve)						0	0	0-0	0-0	0		1	0	0-0	0-0	0	
11/28	at	Atl			(Injured Reserve)							(Inactive)						8	5	0-0	0-0	0		(Injured Reserve)						0	0	0-0	0-0	0		0	0	0-0	0-0	0	
12/5		SF			(Injured Reserve)							(Inactive)						4	2	0-0	0-0	0		(Injured Reserve)						1	1	0-0	0-0	0		(Injured Reserve)					
12/12	at	Det			(Injured Reserve)							(Inactive)						11	1	0-0	0-0	1		(Injured Reserve)						0	0	0-0	0-0	0		(Injured Reserve)					
12/19	at	NE																																							
12/26		NYG																																							
1/2		Chi																																							
<b>SEASON</b>			<b>21</b>	<b>6</b>	<b>0-0</b>	<b>0-0</b>	<b>0</b>					<b>2</b>	<b>0</b>	<b>0-0</b>	<b>0-0</b>	<b>0</b>		<b>68</b>	<b>29</b>	<b>2-13</b>	<b>1-32</b>	<b>7</b>		<b>12</b>	<b>3</b>	<b>0-0</b>	<b>1-0</b>	<b>1</b>		<b>6</b>	<b>3</b>	<b>0-0</b>	<b>0-0</b>	<b>2</b>		<b>14</b>	<b>4</b>	<b>1-9</b>	<b>1-9</b>	<b>1</b>	
<b>CAREER</b>			<b>702</b>	<b>311</b>	<b>15.5-108.5</b>	<b>9-175</b>	<b>45</b>					<b>159</b>	<b>47</b>	<b>0-0</b>	<b>10-71</b>	<b>28</b>		<b>110</b>	<b>43</b>	<b>3-19</b>	<b>1-32</b>	<b>8</b>		<b>12</b>	<b>3</b>	<b>0-0</b>	<b>1-0</b>	<b>1</b>		<b>47</b>	<b>12</b>	<b>0-0</b>	<b>1-3</b>	<b>18</b>		<b>276</b>	<b>107</b>	<b>8.5-45.5</b>	<b>1-9</b>	<b>20</b>	

N.Collins						H.Green						J.Harrell						A.Hawk						C.Jenkins						B.Jones											
UT	A	Sk	Int	PD		UT	A	Sk	Int	PD		UT	A	Sk	Int	PD		UT	A	Sk	Int	PD		UT	A	Sk	Int	PD		UT	A	Sk	Int	PD							
9/12	at	Phi	4	0	0-0	0-0	0					(Not with team)						0	0	0-0	0-0	0		0	0	0-0	0-0	0		1	1	1-0	0-0	0		4	1	0-0	0-0	0	
9/19		Buf	9	0	0-0	0-0	1					(Not with team)						(Injured Reserve)						4	6	0-0	0-0	0		3	2	1-7	0-0	0		4	5	0-0	0-0	0	
9/27	at	Chi	4	0	0-0	0-0	2					(Not with team)						(Injured Reserve)						5	2	0-0	0-0	0		1	0	1-7	0-0	0		(Inactive)					
10/3		Det	3	0	0-0	0-0	2					(Not with team)						(Injured Reserve)						12	0	0-0	1-12	1		3	0	1-10	0-0	0		0	1	0-0	0-0	0	
10/10	at	Was	0	3	0-0	0-0	2					(Not with team)						(Injured Reserve)						7	1	0-0	0-0	1		1	1	0-0	0-0	0		3	3	0-0	0-0	0	
10/17		Mia	5	1	0-0	0-0	2					(Not with team)						(Injured Reserve)						10	6	0-0	0-0	0		2	0	0-0	0-0	0		3	3	0-0	0-0	0	
10/24		Min	8	1	0-0	1-3	2					(Not with team)						(Injured Reserve)						10	3	0-0	1-21	1		(Did Not Play)						6	4	0-0	0-0	0	
10/31	at	NYJ	4	0	0-0	0-0	1					0	4	0-0	0-0	0		(Injured Reserve)						5	4	0-0	0-0	1		2	1	0-0	0-0	1		(Injured Reserve)					
11/7		Dal	3	1	0-0	0-0	0					0	0	0-0	0-0	0		(Injured Reserve)						2	1	0-0	0-0	1		2	2	0-0	0-0	0		(Injured Reserve)					
11/21	at	Min	6	1	0-0	0-0	0					0	0	0-0	0-0	0		(Injured Reserve)						5	1	0-0	0-0	0		0	1	0-0	0-0	0		(Injured Reserve)					
11/28	at	Atl	4	1	0-0	0-0	0					0	2	0-0	0-0	0		(Injured Reserve)						5	3	0-0	0-0	0		2	0	1-9	0-0	0		(Injured Reserve)					
12/5		SF	4	0	0-0	1-7	1					0	1	0-0	0-0	0		(Injured Reserve)						4	1	0-0	0-0	0		3	1	2-11	0-0	0		(Injured Reserve)					
12/12	at	Det	3	1	0-0	0-0	0					0	2	0-0	0-0	0		(Injured Reserve)						9	3	0-0	0-0	1		(Inactive)						(Injured Reserve)					
12/19	at	NE																																							
12/26		NYG																																							
1/2		Chi																																							
<b>SEASON</b>			<b>57</b>	<b>9</b>	<b>0-0</b>	<b>2-10</b>	<b>13</b>					<b>0</b>	<b>9</b>	<b>0-0</b>	<b>0-0</b>	<b>0</b>		<b>0</b>	<b>0</b>	<b>0-0</b>	<b>0-0</b>	<b>0</b>		<b>78</b>	<b>31</b>	<b>0-0</b>	<b>2-33</b>	<b>6</b>		<b>20</b>	<b>9</b>	<b>7-44</b>	<b>0-0</b>	<b>1</b>		<b>20</b>	<b>17</b>	<b>0-0</b>	<b>0-0</b>	<b>0</b>	
<b>CAREER</b>			<b>372</b>	<b>107</b>	<b>1-1</b>	<b>19-483</b>	<b>78</b>					<b>57</b>	<b>34</b>	<b>1-7</b>	<b>0-0</b>	<b>1</b>		<b>18</b>	<b>19</b>	<b>0-0</b>	<b>0-0</b>	<b>0</b>		<b>425</b>	<b>176</b>	<b>8.5-61</b>	<b>7-126</b>	<b>207</b>		<b>171</b>	<b>100</b>	<b>28-217</b>	<b>1-4</b>	<b>23</b>		<b>43</b>	<b>25</b>	<b>4-25</b>	<b>0-0</b>	<b>0</b>	

P.Lee						D.Martin						C.Matthews						M.Neal						C.Peprah						R.Pickett											
UT	A	Sk	Int	PD		UT	A	Sk	Int	PD		UT	A	Sk	Int	PD		UT	A	Sk	Int	PD		UT	A	Sk	Int	PD		UT	A	Sk	Int	PD							
9/12	at	Phi	0	0	0-0	0-0	0					0	0	0-0	0-0	0		8	1	3-11	0-0	1		(Inactive)						0	0	0-0	0-0	0		2	2	0-0	0-0	0	
9/19		Buf	0	0	0-0	0-0	0					0	0	0-0	0-0	0		4	3	3-33	0-0	0		(Inactive)						0	0	0-0	0-0	0		3	2	0-0	0-0	0	
9/27	at	Chi			(Inactive)							0	0	0-0	1-15	1		3	2	0-0	0-0	0		(Inactive)						1	3	0-0	0-0	1		1	3	0-0	0-0	1	
10/3		Det	0	0	0-0	0-0	0					1	1	0-0	0-0	0		3	1	1-4	0-0	0		0	0	0-0	0-0	0		(Inactive)						3	1	0-0	0-0	0	
10/10	at	Was	2	1	0-0	0-0	0					0	0	0-0	0-0	0		5	1	1.5-5.5	0-0	0		2	3	1-9	0-0	0		1	4	0-0	0-0	1		0	0	0-0	0-0	0	
10/17		Mia	0	0	0-0	0-0	0					(Injured Reserve)						(Inactive)						(Inactive)						10	1	0-0	0-0	0		(Inactive)					
10/24		Min	0	0	0-0	0-0	0					(Injured Reserve)						1	5	0-0	0-0	0		(Inactive)						7	1	0-0	0-0	1		0	1	0-0	0-0	0	
10/31	at	NYJ	0	0	0-0	0-0</																																			

# INDIVIDUAL STATISTICS, DEFENSE

	C.Woodson					J.Wynn					F.Zombo				
	UT	A	Sk	Int	PD	UT	A	Sk	Int	PD	UT	A	Sk	Int	PD
9/12 at Phi	4	1	0-0	0-0	1	(Not with team)					1	0	1-8	0-0	0
9/19 Buf	5	0	0-0	0-0	0	0	1	0-0	0-0	0	0	0	0-0	0-0	0
9/27 at Chi	4	1	0-0	0-0	0	0	0	0-0	0-0	0	3	1	1-10	0-0	0
10/3 Det	11	3	0-0	1-48t	3	(Inactive)					4	2	0-0	0-0	0
10/10 at Was	5	2	0-0	0-0	1	(Inactive)					2	0	0-0	0-0	0
10/17 Mia	6	2	0-0	0-0	0	0	1	0-0	0-0	0	4	3	0-0	0-0	0
10/24 Min	6	3	0-0	0-0	0	2	1	1-6	0-0	0	2	0	0-0	0-0	0
10/31 at NYJ	3	1	0-0	1-0	2	0	0	0-0	0-0	0	5	4	0-0	0-0	0
11/7 Dal	4	1	1-3	0-0	0	(Inactive)					4	2	0-0	0-0	0
11/21 at Min	6	1	0-0	0-0	0	(Inactive)					6	2	0-0	0-0	0
11/28 at Atl	7	0	0-0	0-0	0	(Inactive)					8	3	1-11	0-0	0
12/5 SF	2	2	0-0	0-0	0	(Inactive)					4	1	1-5	0-0	0
12/12 at Det	6	3	0-0	0-0	1	0	0	0-0	0-0	0	2	4	0-0	0-0	0
12/19 at NE															
12/26 NYG															
1/2 Chi															
<b>SEASON</b>	<b>69</b>	<b>20</b>	<b>1-3</b>	<b>2-48</b>	<b>8</b>	<b>2</b>	<b>3</b>	<b>1-6</b>	<b>0-0</b>	<b>0</b>	<b>44</b>	<b>23</b>	<b>4-34</b>	<b>0-0</b>	<b>0</b>
<b>CAREER</b>	<b>696</b>	<b>147</b>	<b>12.5-88</b>	<b>47-833</b>	<b>171</b>	<b>5</b>	<b>5</b>	<b>1-6</b>	<b>0-0</b>	<b>0</b>	<b>44</b>	<b>23</b>	<b>4-34</b>	<b>0-0</b>	<b>0</b>

**ADDITIONAL DEFENSE:** T.Lang 1 UT vs. Min (Oct. 24); A.Smith 2UT vs. Dal (Nov. 7); E.Walden 1 UT, 1A vs. Dal (Nov. 7), 2A at Det (Dec. 12)

## QUARTERBACK SACKS (37-250)

9/12 at Philadelphia:	(6-28) C.Matthews 3-11, C.Jenkins 1-0, B.Raji 1-9, F.Zombo 1-8
9/19 Buffalo:	(4-40) C.Matthews 3-33, C.Jenkins 1-7
9/27 at Chicago:	(3-22) F.Zombo 1-10, C.Jenkins 1-7, T.Williams 1-5
10/3 Detroit:	(3-23) C.Jenkins 1-10, C.Matthews 1-4, B.Raji 1-9
10/10 at Washington:	(5-35) C.Matthews 1.5-5.5, D.Bishop 1-8, M.Neal 1-9, B.Poppinga 1-9, B.Raji .5-3.5
10/17 Miami:	(none)
10/24 Minnesota:	(1-6) J.Wynn 1-6
10/31 at N.Y. Jets:	(2-15) B.Chillar 1-9, C.Matthews 1-6
11/7 Dallas:	(4-17) D.Bishop 1-5, C.Matthews 1-8, C.Wilson 1-1, C.Woodson 1-3
11/21 at Minnesota:	(1-1) C.Matthews 1-1
11/28 at Atlanta:	(2-20) C.Jenkins 1-9, F.Zombo 1-11
12/5 San Francisco:	(4-22) C.Jenkins 2-11, B.Raji 1-6, F.Zombo 1-5
12/12 at Detroit:	(2-21) C.Matthews 1-19, R.Pickett 1-2
12/19 at New England:	
12/26 N.Y. Giants:	
1/2 Chicago:	

**SEASON TOTALS: (37-250) C.Matthews 12.5-87.5, C.Jenkins 7-44, F.Zombo 4-34, B.Raji 3.5-27.5, D.Bishop 2-13, B.Chillar 1-9, M.Neal 1-9, R.Pickett 1-2, B.Poppinga 1-9, T.Williams 1-5, C.Wilson 1-1, C.Woodson 1-3, J.Wynn 1-6**

## QUARTERBACK HITS (104)

9/12 at Philadelphia:	(9) C.Matthews 4, C.Jenkins 2, B.Jones 1, B.Raji 1, F.Zombo 1
9/19 Buffalo:	(13) C.Matthews 6, C.Jenkins 2, N.Barnett 1, A.Hawk 1, R.Pickett 1, C.Wilson 1, C.Woodson 1
9/27 at Chicago:	(14) C.Matthews 5, R.Pickett 3, B.Raji 2, F.Zombo 2, C.Jenkins 1, C.Woodson 1
10/3 Detroit:	(4) C.Jenkins 2, C.Matthews 1, B.Raji 1
10/10 at Washington:	(19) C.Matthews 6, C.Jenkins 4, B.Jones 4, D.Bishop 3, M.Neal 1, B.Poppinga 1
10/17 Miami:	(3) D.Bishop 1, R.Francois 1, C.Jenkins 1
10/24 Minnesota:	(5) C.Matthews 2, B.Jones 1, C.Wilson 1, J.Wynn 1
10/31 at N.Y. Jets:	(6) C.Matthews 3, C.Jenkins 1, C.Wilson 1, F.Zombo 1
11/7 Dallas:	(7) C.Matthews 3, D.Bishop 1, C.Wilson 1, C.Woodson 1, F.Zombo 1
11/21 at Minnesota:	(10) A.Hawk 2, C.Jenkins 2, C.Matthews 2, B.Raji 2, D.Bishop 1, S.Shields 1
11/28 at Atlanta:	(2) C.Jenkins 1, F.Zombo 1
12/5 San Francisco:	(9) C.Jenkins 4, C.Matthews 2, D.Bishop 1, B.Raji 1, F.Zombo 1
12/12 at Detroit:	(3) C.Matthews 2, N.Collins 1
12/19 at New England:	
12/26 N.Y. Giants:	
1/2 Chicago:	

**SEASON TOTALS: (104) C.Matthews 36, C.Jenkins 20, D.Bishop 7, B.Raji 7, F.Zombo 7, B.Jones 6, R.Pickett 4, C.Wilson 4, A.Hawk 3, C.Woodson 3, N.Barnett 1, N.Collins 1, R.Francois 1, M.Neal 1, B.Poppinga 1, S.Shields 1, J.Wynn 1**

## PASSES DEFENSED (77)

9/12 at Philadelphia:	(5) T.Williams 3, C.Matthews 1, C.Woodson 1
9/19 Buffalo:	(3) M.Burnett 1, B.Chillar 1, N.Collins 1
9/27 at Chicago:	(4) N.Collins 2, D.Martin 1, R.Pickett 1
10/3 Detroit:	(11) T.Williams 3, C.Woodson 3, J.Bush 2, N.Collins 2, A.Hawk 1
10/10 at Washington:	(8) N.Collins 2, D.Bishop 1, A.Hawk 1, C.Matthews 1, C.Peprah 1, T.Williams 1, C.Woodson 1
10/17 Miami:	(6) N.Collins 2, D.Bishop 1, B.Raji 1, S.Shields 1, T.Williams 1
10/24 Minnesota:	(6) N.Collins 2, D.Bishop 1, A.Hawk 1, C.Peprah 1, T.Williams 1
10/31 at N.Y. Jets:	(11) D.Bishop 2, C.Peprah 2, T.Williams 2, C.Woodson 2, N.Collins 1, A.Hawk 1, C.Jenkins 1
11/7 Dallas:	(6) S.Shields 2, T.Williams 2, A.Hawk 1, C.Matthews 1
11/21 at Minnesota:	(7) S.Shields 4, T.Williams 2, D.Bishop 1
11/28 at Atlanta:	(1) T.Williams 1
12/5 San Francisco:	(3) N.Collins 1, S.Shields 1, T.Williams 1
12/12 at Detroit:	(6) T.Williams 2, D.Bishop 1, A.Hawk 1, C.Peprah 1, C.Woodson 1
12/19 at New England:	
12/26 N.Y. Giants:	
1/2 Chicago:	

**SEASON TOTALS: (77) T.Williams 19, N.Collins 13, S.Shields 8, C.Woodson 8, D.Bishop 7, A.Hawk 6, C.Peprah 5, C.Matthews 3, J.Bush 2, M.Burnett 1, B.Chillar 1, C.Jenkins 1, D.Martin 1, R.Pickett 1, B.Raji 1**

## DEFENSIVE FUMBLE STATISTICS

### FORCED FUMBLES (11)

C.Matthews — (1) at Philadelphia, Sept. 12 (K.Kolb)  
 C.Woodson — (1) at Philadelphia, Sept. 12 (E.Buckley)  
 C.Woodson — (1) at Chicago, Sept. 12 (G.Olsen)  
 M.Neal — (1) vs. Detroit, Oct. 3 (J.Best)  
 T.Williams — (1) at N.Y. Jets, Oct. 31 (L.Tomlinson)  
 F.Zombo — (1) at N.Y. Jets, Oct. 31 (B.Smith)  
 H.Green — (1) at N.Y. Jets, Oct. 31 (L.Tomlinson)  
 D.Bishop — (1) vs. Dallas, Nov. 7 (J.Kitna)  
 C.Woodson — (1) vs. Dallas, Nov. 7 (J.Kitna)  
 C.Woodson — (1) at Minnesota, Nov. 21 (T.Gerhart)  
 F.Zombo — (1) at Atlanta, Nov. 28 (G.Johnson)

### FUMBLE RECOVERIES (4)

T.Williams — (1) at Philadelphia, Sept. 12 (E.Buckley)  
 R.Pickett — (1) vs. Detroit, Oct. 3 (J.Best)  
 T.Williams — (1) vs. N.Y. Jets, Oct. 31 (B.Smith)  
 A.Hawk — (1) at Minnesota, Nov. 21 (T.Gerhart)



# INDIVIDUAL STATISTICS, SPECIAL TEAMS

## PUNTING

		T.Masthay							
		No	Yds	Avg	TB	In20	Lg	Bk	Net
9/12	at Phi	4	166	41.5	0	0	48	0	38.0
9/19	Buf	3	121	40.3	1	0	45	0	33.7
9/27	at Chi	3	150	50.0	0	0	58	0	19.0
10/3	Det	3	123	41.0	0	1	52	0	26.0
10/10	at Was	6	284	47.3	1	1	57	0	36.2
10/17	Mia	5	190	38.0	0	2	42	0	33.4
10/24	Min	2	90	45.0	0	1	51	0	38.5
10/31	at NYJ	8	353	44.0	1	5	55	0	41.5
11/7	Dal	2	99	49.5	0	2	55	0	47.5
11/21	at Min	5	196	39.2	0	2	47	0	38.2
11/28	at Atl	2	88	44.0	0	0	53	0	44.0
12/5	SF	3	140	43.3	0	1	51	0	33.0
12/12	at Det	8	404	50.5	1	3	62	0	43.4
12/19	at NE								
12/26	NYG								
1/2	Chi								
<b>SEASON</b>		<b>54</b>	<b>2393</b>	<b>44.3</b>	<b>4</b>	<b>18</b>	<b>62</b>	<b>0</b>	<b>37.6</b>
<b>CAREER</b>		<b>54</b>	<b>2393</b>	<b>44.3</b>	<b>4</b>	<b>18</b>	<b>62</b>	<b>0</b>	<b>37.6</b>

## KICKING

		M.Crosby			Kickoffs		
		FG	PAT	Pts	No. Ret	TB	Pct
9/12	at Phi	2/2	3/3	9	4	0	.000
9/19	Buf	2/2	4/4	10	7	0	.000
9/27	at Chi	1/2	2/2	5	3	0	.000
10/3	Det	0/0	4/4	4	4	1	.200
10/10	at Was	2/4	1/1	7	4	0	.000
10/17	Mia	2/2	2/2	8	6	0	.000
10/24	Min	0/0	4/4	4	5	0	.000
10/31	at NYJ	3/4	0/0	9	4	0	.000
11/7	Dal	1/2	6/6	9	7	0	.000
11/21	at Min	1/1	4/4	7	6	0	.000
11/28	at Atl	1/1	2/2	5	3	1	.250
12/5	SF	2/3	4/4	10	7	0	.000
12/12	at Det	1/1	0/0	3	2	0	.000
12/19	at NE						
12/26	NYG						
1/2	Chi						
<b>SEASON</b>		<b>18/24</b>	<b>36/36</b>	<b>90</b>	<b>62</b>	<b>2</b>	<b>.031</b>
<b>CAREER</b>		<b>103/133</b>	<b>178/179</b>	<b>487</b>	<b>284</b>	<b>45</b>	<b>.137</b>

## ON-SIDE KICK RECOVERIES

### OWN KICKS (0/0)

Success -  
Failed -

### OPPONENT KICKS (0/0)

Success -  
Failed -

## KICKOFF

		J.Nelson					P.Lee					S.Shields				
		No	Yds	Avg	Lg	TD	No	Yds	Avg	Lg	TD	No	Yds	Avg	Lg	TD
9/12	at Phi	5	156	31.2	51	0	0	0	0.0	0	0	0	0	0.0	0	0
9/19	Buf	2	61	30.5	34	0	0	0	0.0	0	0	0	0	0.0	0	0
9/27	at Chi	4	97	24.3	40	0			(Inactive)			0	0	0.0	0	0
10/3	Det	7	124	17.7	24	0	0	0	0.0	0	0	0	0	0.0	0	0
10/10	at Was	2	35	17.5	23	0	2	33	16.5	26	0	0	0	0.0	0	0
10/17	Mia	1	18	18.0	18	0	4	81	20.3	28	0	0	0	0.0	0	0
10/24	Min	0	0	0.0	0	0	5	104	20.8	30	0	0	0	0.0	0	0
10/31	at NYJ	1	5	5.0	5	0	0	0	0.0	0	0	0	0	0.0	0	0
11/7	Dal	0	0	0.0	0	0			(Inactive)			1	49	49.0	49	0
11/21	at Min	0	0	0.0	0	0	0	0	0.0	0	0	1	22	22.0	22	0
11/28	at Atl	0	0	0.0	0	0	0	0	0.0	0	0	4	87	21.8	37	0
12/5	SF	0	0	0.0	0	0			(Inactive)			3	59	19.7	31	0
12/12	at Det	0	0	0.0	0	0			(Inactive)			2	47	23.5	31	0
12/19	at NE															
12/26	NYG															
1/2	Chi															
<b>SEASON</b>		<b>22</b>	<b>496</b>	<b>22.5</b>	<b>51</b>	<b>0</b>	<b>11</b>	<b>218</b>	<b>19.8</b>	<b>30</b>	<b>0</b>	<b>11</b>	<b>264</b>	<b>24.0</b>	<b>49</b>	<b>0</b>
<b>CAREER</b>		<b>58</b>	<b>1339</b>	<b>23.1</b>	<b>54</b>	<b>0</b>	<b>11</b>	<b>218</b>	<b>19.8</b>	<b>30</b>	<b>0</b>	<b>11</b>	<b>264</b>	<b>24.0</b>	<b>49</b>	<b>0</b>

**ADDITIONAL KICKOFF RETURNS:** D.Driver 1-0 at Chi (Sept. 27); J.Kuhn 1-8 at Min (Nov. 21); M. Simpkins 1-0 at Wash (Oct. 10); J.Starks 2-25 vs. SF (Dec. 5); M.Wilhelm 1-3 vs. Dal (Nov. 7)

## PUNT

		T.Williams											
		No	Yds	Avg	FC	Lg	TD	No	Yds	Avg	FC	Lg	TD
9/12	at Phi	1	10	10.0	4	10	0						
9/19	Buf	3	22	7.3	1	9	0						
9/27	at Chi	1	10	10.0	0	10	0						
10/3	Det	1	11	11.0	1	11	0						
10/10	at Was	5	75	15.0	2	52	0						
10/17	Mia	3	7	2.3	0	4	0						
10/24	Min	2	10	5.0	0	9	0						
10/31	at NYJ	0	0	0.0	3	0	0						
11/7	Dal	5	22	4.4	0	8	0						
11/21	at Min	2	12	6.0	1	13	0						
11/28	at Atl	2	2	1.0	2	5	0						
12/5	SF	3	34	11.3	0	20	0						
12/12	at Det	2	28	14.0	5	16	0						
12/19	at NE												
12/26	NYG												
1/2	Chi												
<b>SEASON</b>		<b>30</b>	<b>243</b>	<b>8.1</b>	<b>19</b>	<b>52</b>	<b>0</b>						
<b>CAREER</b>		<b>49</b>	<b>496</b>	<b>10.1</b>	<b>24</b>	<b>94t</b>	<b>1</b>						

**ADDITIONAL PUNT RETURNS:**

## SPECIAL TEAMS FUMBLE STATISTICS

### FORCED FUMBLES (1)

J.Bush — vs. Dal, Nov. 7 (B.McCann)

### FUMBLE RECOVERIES (2)

N.Collins — vs. Dal, Nov. 7 (B.McCann)

J.Bush — vs. Dal, Nov. 7 (D.Bryant)

## BLOCKED KICKS

### BLOCKED PUNTS

PACKERS (0)

### BLOCKED FIELD GOALS

### BLOCKED PATS

OPPONENTS (2)

(1) at Chicago, Sept 27 (J.Peppers); (1) vs. Dallas, Nov. 7 (J.Ratliff)

# DRIVE STATISTICS

## PACKERS SCORING DRIVES (game-by-game)

Date	Opponent	Plays	Yards	Time	Result	Qtr	Scoring Play	Quarterback
9/12	at Philadelphia	10	43	5:31	FG	2	Crosby 49 field goal	Rodgers
9/12	at Philadelphia	11	76	5:33	TD	2	Rodgers 6 pass to Driver	Rodgers
9/12	at Philadelphia	7	39	0:41	FG	2	Crosby 56 field goal	Rodgers
9/12	at Philadelphia	10	62	4:53	TD	3	Kuhn 3 run	Rodgers
9/12	at Philadelphia	4	51	2:28	TD	3	Rodgers 32 pass to Jennings	Rodgers
9/19	Buffalo	8	40	3:11	FG	1	Crosby 44 field goal	Rodgers
9/19	Buffalo	6	43	1:58	FG	1	Crosby 24 field goal	Rodgers
9/19	Buffalo	11	72	5:51	TD	1	Jackson 1 run	Rodgers
9/19	Buffalo	7	39	4:17	TD	3	Rodgers 7 pass to Driver	Rodgers
9/19	Buffalo	7	64	4:24	TD	3	Rodgers 9 run	Rodgers
9/19	Buffalo	5	52	2:32	TD	4	Rodgers 30 pass to J.Jones	Rodgers
9/27	at Chicago	6	60	3:56	TD	1	Rodgers 7 pass to Jennings	Rodgers
9/27	at Chicago	14	73	7:47	FG	2	Crosby 38 field goal	Rodgers
9/27	at Chicago	12	72	7:47	TD	4	Rodgers 3 run	Rodgers
10/3	Detroit	4	55	2:20	TD	1	Rodgers 29 pass to Driver	Rodgers
10/3	Detroit	3	12	1:34	TD	2	Rodgers 13 pass to Finley	Rodgers
10/3	Detroit	4	68	1:32	TD	2	Rodgers 17 pass to Jennings	Rodgers
10/10	at Washington	6	90	3:18	TD	1	Rodgers 5 pass to D.Lee	Rodgers
10/10	at Washington	4	-1	1:26	FG	2	Crosby 52 field goal	Rodgers
10/10	at Washington	9	70	4:21	FG	3	Crosby 36 field goal	Rodgers
10/17	Miami	7	46	3:02	FG	1	Crosby 46 field goal	Rodgers
10/17	Miami	1	86	0:14	TD	1	Rodgers 86 pass to Jennings	Rodgers
10/17	Miami	12	66	5:41	FG	4	Crosby 26 field goal	Rodgers
10/17	Miami	12	69	5:07	TD	4	Rodgers 1 run	Rodgers
10/24	Minnesota	4	76	2:28	TD	1	Jackson 1 run	Rodgers
10/24	Minnesota	5	79	1:18	TD	2	Rodgers 9 pass to Quarless	Rodgers
10/24	Minnesota	5	41	3:00	TD	3	Rodgers 14 pass to Jennings	Rodgers
10/31	at N.Y. Jets	5	34	1:51	FG	1	Crosby 20 field goal	Rodgers
10/31	at N.Y. Jets	8	34	3:58	FG	4	Crosby 41 field goal	Rodgers
10/31	at N.Y. Jets	4	1	2:03	FG	4	Crosby 40 field goal	Rodgers
11/7	Dallas	8	63	3:20	TD	2	Rodgers 9 pass to Jackson	Rodgers
11/7	Dallas	7	80	3:52	TD	2	Jackson 2 run	Rodgers
11/7	Dallas	10	93	4:56	TD	2	Rodgers 8 pass to Jennings	Rodgers
11/7	Dallas	8	63	3:13	TD	3	Rodgers 10 pass to J.Jones	Rodgers
11/7	Dallas	16	80	9:13	FG	4	Crosby 26 field goal	Rodgers
11/21	at Minnesota	7	54	2:36	FG	2	Crosby 42 field goal	Rodgers
11/21	at Minnesota	8	80	3:29	TD	2	Rodgers 11 pass to Jennings	Rodgers
11/21	at Minnesota	6	53	0:58	TD	2	Rodgers 3 pass to J.Jones	Rodgers
11/21	at Minnesota	6	73	2:59	TD	3	Rodgers 46 pass to Jennings	Rodgers
11/21	at Minnesota	6	42	3:32	TD	4	Rodgers 22 pass to Jennings	Rodgers
11/28	at Atlanta	9	81	5:01	FG	1	Crosby 22 field goal	Rodgers
11/28	at Atlanta	7	80	2:52	TD	3	Rodgers 1 run	Rodgers
11/28	at Atlanta	16	90	5:03	TD	4	Rodgers 10 pass to Nelson	Rodgers
12/5	San Francisco	5	78	2:22	TD	2	Rodgers 57 pass to Jennings	Rodgers
12/5	San Francisco	6	50	3:27	TD	2	Kuhn 1 run	Rodgers
12/5	San Francisco	4	69	3:08	TD	3	Rodgers 61 pass to Driver	Rodgers
12/5	San Francisco	5	56	3:02	TD	3	Rodgers 1 pass to Jennings	Rodgers
12/5	San Francisco	9	18	4:11	FG	4	Crosby 43 field goal	Rodgers
12/5	San Francisco	17	74	8:35	FG	4	Crosby 24 field goal	Rodgers
12/12	at Detroit	8	48	4:05	FG	3	Crosby 42 field goal	Flynn

## Scoring Drive Length, Regular Season

Length (minus)	Packers		Opponent	
	TD	FG	TD	FG
0-9	0	1	0	0
10-19	1	1	1	1
20-29	0	0	0	5
30-39	1	3	0	1
40-49	2	5	2	4
50-59	5	1	2	6
60-69	8	1	5	2
70-79	7	3	2	2
80-89	4	2	5	0
90-99	3	0	0	0
<b>SEASON</b>	<b>32</b>	<b>18</b>	<b>17</b>	<b>21</b>

## Possessions at a glance

Postseason	No.	Avg.	*3-Plays	Snaps/
		Snaps	& Out	TD
Packers	144	5.5	28	24.8
Opponent	146	5.5	39	47.4

\*—less if turnover, no first downs or score

## Game-Opening Drives

Game	Packers			Opponent		
	Pts	FD	Yds	Pts	FD	Yds
9/12 at Phi	0	0	5	0	0	-8
9/19 Buf	3	2	40	0	0	-12
9/27 at Chi	7	4	65	0	3	48
10/3 Det	7	2	55	0	3	54
10/10 at Was	0	0	25	0	0	-23
10/17 Mia	3	2	46	7	5	74
10/24 Min	0	3	49	0	0	4
10/31 at NYJ	0	0	4	0	0	5
11/7 Dal	0	3	46	0	0	9
11/21 at Min	0	0	5	0	0	-6
11/28 at Atl	0	0	9	3	4	55
12/5 SF	0	5	55	3	1	45
12/12 at Det	0	0	19	0	0	7
12/19 at NE						
12/26 NYG						
1/2 Chi						
<b>SEASON</b>	<b>20</b>	<b>21</b>	<b>423</b>	<b>13</b>	<b>16</b>	<b>252</b>

## Second-Half Opening Drives

Game	Packers			Opponent		
	Pts	FD	Yds	Pts	FD	Yds
9/12 at Phi	7	5	62	0	1	39
9/19 Buf	7	3	39	0	1	13
9/27 at Chi	0	4	86	0	3	71
10/3 Det	0	3	49	0	1	11
10/10 at Was	0	3	70	0	1	24
10/17 Mia	0	1	17	3	4	59
10/24 Min	0	0	8	0	1	26
10/31 at NYJ	0	3	49	0	0	3
11/7 Dal	0	0	6	0	0	-3
11/21 at Min	7	3	73	0	2	27
11/28 at Atl	0	0	8	0	1	20
12/5 SF	7	2	69	3	3	64
12/12 at Det	3	3	48	0	1	10
12/19 at NE						
12/26 NYG						
1/2 Chi						
<b>SEASON</b>	<b>32</b>	<b>30</b>	<b>584</b>	<b>6</b>	<b>19</b>	<b>364</b>



## DRIVE STATISTICS

### YARDS-GAINED ANALYSIS

	1st Down			2nd Down			3rd Down			4th Down			Season			By Quarter				By Half		
	Att	Yds	Avg	Att	Yds	Avg	Att	Yds	Avg	Att	Yds	Avg	Att	Yds	Avg	1st	2nd	3rd	4th	1st	2nd	OT
Packers	352	2023	5.8	267	1518	5.7	162	976	6.0	12	45	3.8	793	4562	5.8	1187	1154	1166	956	2341	2213	-8
Opponents	343	1658	4.8	270	1361	5.0	175	1010	5.8	18	54	3.0	806	4083	5.1	840	1100	943	1141	1940	2104	39

### DRIVE ENGINEERING, REGULAR SEASON

QB	Drives Started		Drives ended by				BLK	DOWN	TO	SAF	CLK	Points Yielded
	Att	Yds	TD	FG	MFG	PUNT						
A.Rodgers	135	32	17	6	50	0	4	14	0	12	271	
M.Flynn	9	0	1	0	4	0	3	1	0	0	3	
<b>Packers</b>	<b>144</b>	<b>32</b>	<b>18</b>	<b>6</b>	<b>54</b>	<b>0</b>	<b>7</b>	<b>15</b>	<b>0</b>	<b>12</b>	<b>274</b>	
<b>Opponents</b>	<b>146</b>	<b>17</b>	<b>21</b>	<b>5</b>	<b>61</b>	<b>0</b>	<b>13</b>	<b>23</b>	<b>0</b>	<b>8</b>	<b>182</b>	

### RED-ZONE EFFICIENCY

	Packers	Opponent
Times Penetrated Opponent 20	40	27
Total Scores	32	23
Touchdowns	24	13
Field Goals-Attempts	8-10	10-11
Touchdown Percentage	.600	.481
Scoring Percentage	.800	.852
Turnovers	3	1
Downs	2	2
Missed Field Goals	2	1
Interceptions	2	1
Fumbles Lost	1	0
Time Ran Out	0	0
Ended Not Trying To Score	1	0
Scores From Outside 20	25	24
Touchdowns	8	5
Field Goals	17	19

### AVERAGE FIELD POSITION

Season	Packers	Opponent
Drives Started	144	146
<b>Average Field Position</b>	<b>GB29</b>	<b>OPP29</b>
Drives Started in Plus Territory	5	5
Scores	5	4
Touchdowns	2	1
Field Goals	3	3
Missed Field Goals	0	0
Punts	0	1
Turnovers	0	0
Turnover on Downs	0	0
Ran Out Clock	0	0
Drives Started Inside/At Own 20	.43	.43

### GOAL-TO-GO SITUATIONS, REGULAR SEASON

	Summary					GTG Plays						
	Total	TD	Pct	FG	MFG	TO	CLK	DOWN	Plays	TD	Pct	
Packers	26	19	.731	3	1	2	0	1	73	18	.247	
Opponents	15	9	.600	5	0	0	0	1	42	7	.167	

## MISCELLANEOUS

### WEEKLY INACTIVES

9/12	at Philadelphia	Q.Johnson, T.Lang, N.McDonald, M.Neal, M.Newhouse, A.Quarless, B.Underwood, C.Wilson
9/19	Buffalo	D.Bishop, K.Hall, T.Lang, N.McDonald, M.Neal, M.Newhouse, A. Quarless, B. Underwood
9/27	at Chicago	B.Jones, T.Lang, N.McDonald, D.Nance, M.Neal, M.Newhouse, P.Lee, C.Peprah
10/3	Detroit	B.Chillar, Q.Johnson, T.Lang, N.McDonald, M.Newhouse, C.Peprah, S.Shields, J.Wynn
10/10	at Washington	N.Barnett, B.Chillar, Q.Johnson, N.McDonald, M.Newhouse, S.Shields, M.Tauscher, J.Wynn
10/17	Miami	B.Chillar, J.Finley, C.Matthews, N.McDonald, M.Neal, M.Newhouse, R.Pickett, M.Tauscher
10/24	Minnesota	Q.Johnson, N.McDonald, M.Montgomery, M.Neal, M.Newhouse, B.Poppinga, M.Simpkins, M.Tauscher
10/31	at N.Y. Jets	D.Briggs, Q.Johnson, N.McDonald, D.Nance, M.Newhouse, R.Pickett, M.Tauscher, B.Underwood
11/7	Dallas	D.Driver, R. Francois, P.Lee, N.McDonald, M.Newhouse, A.Quarless, M.Tauscher, J.Wynn
11/21	at Minnesota	D.Briggs, K.Hall, S.Havner, N.McDonald, M.Newhouse, J.Starks, B.Underwood, J.Wynn
11/28	at Atlanta	A.Bigby, D.Briggs, D.Lee, N.McDonald, M.Newhouse, A.Smith, J.Starks, J.Wynn
12/5	San Francisco	A.Bigby, P.Lee, N.McDonald, D.Nance, M.Newhouse, A.Smith, M.Wilhelm, J.Wynn
12/12	at Detroit	A.Bigby, K.Hall, C.Jenkins, P.Lee, N.McDonald, M.Newhouse, A.Smith, M.Wilhelm
12/19	at New England	
12/26	N.Y. Giants	
1/2	Chicago	

**SEASON TOTALS:** N.McDonald (13), M.Newhouse (13), J.Wynn (6), Q.Johnson (5), M.Neal (5), M.Tauscher (5), T.Lang (4), P.Lee (4), B.Underwood (4), A.Bigby (3), D.Briggs (3), B.Chillar (3), K.Hall (3), D.Nance (3), A.Quarless (3), A.Smith (3), C.Peprah (2), R.Pickett (2), S.Shields (2), J.Starks (2), M.Wilhelm (2), N.Barnett (1), D.Bishop (1), D.Driver (1), J.Finley (1), R.Francois (1), S.Havner (1), B.Jones (1), C.Jenkins (1), D.Lee (1), C.Matthews (1), M.Montgomery (1), B.Poppinga (1), M.Simpkins (1), C.Wilson (1)

### TIME SPENT IN THE

Opponent	Packers In Lead	Packers Trailing
9/12 at Phi	31:48	6:31
9/19 Buf	56:49	0:00
9/26 at Chi	48:13	7:43
10/3 Det	55:51	0:00
10/10 at Was	52:52	0:00
10/17 Mia	5:49	22:53
10/24 Min	32:19	10:15
10/31 at NYJ	49:41	0:00
11/7 Dal	44:15	0:00
11/21 at Min	35:14	11:22
11/28 at Atl	0:00	31:55
12/5 SF	37:02	19:47
12/12 at Det	18:00	7:55
12/19 at NE		
12/26 NYG		
1/2 Chi		
<b>SEASON</b>	<b>467:53</b>	<b>118:21</b>
<b>SEASON AVG</b>	<b>35:59</b>	<b>9:06</b>

### NON-OFFENSIVE SCORES

#### REGULAR SEASON

**Packers (4):** C.Woodson 48-yard interception return vs. Det., Oct. 3; D.Bishop 32-yard interception return vs. Min, Oct. 24; N.Collins 26-yard fumble return vs. Dal, Nov. 7; C.Matthews 62-yard interception return vs. Dal, Nov. 7

**Opponent (1):** D.Hester 62-yard punt return at Chi, Sept. 27

### TWO-POINT CONVERSIONS

**Packers (0):**

**Opponent (0):**

# PENALTIES AND REPLAY CHALLENGES

## PENALTY STATISTICS

Regular Season	Packers	Opponent
Times Penalized after Offensive Gain	6	11
Gains Wiped Out, Offensive Penalties	.39	56
Touchdowns Cost	1	1
Field Goals Cost	0	2
First Downs Lost	0	1
Intentional Grounding Penalties	1	1
Defensive Pass Interference, Times Flagged	5	2
Yards Given Up	.73	10
Defensive 3rd/4th Down Flags (kept drive alive)	2	0
Kick/Punt Return Penalties	7	6
Return Yards Wiped Out	.67	136

**Touchdowns nullified** — **GREEN BAY (1)**: A.Rodgers pass to J.Finley for 15 yards at Chi (Sept. 27) — **OPPONENTS (1)**: L.McCoy rushed 2 yards at Phi (Sept. 12)

## 2010 REPLAY CHALLENGES

### PACKERS (3/5)

Date, Opp.	Initial Ruling	Ruling
9/19, vs. Buf	A.Rodgers pass incomplete to J.Jones	Upheld
9/27, at Chi	A.Rodgers pass to J.Jones, fumbles, recovered by Chi	Upheld
10/24, vs. Min	P.Harvin 13-yard run, TD	Reversed
10/24, vs. Min	B.Favre pass to V.Shiancoe for 17 yards, TD	Reversed
10/31, at NYJ	S.Weatherford 18-yard run	Reversed

### OPPONENTS (2/9)

Date, Opp.	Initial Ruling	Ruling
9/12, at Phi	K.Kolb pass intercepted by C.Woodson	Reversed, ruled incomplete
9/27, at Chi	J.Kuhn to Chi 25 for 15 yards	Reversed, ruled down
9/27, at Chi	J.Cutler pass to E.Bennett for 5 yards	Upheld
10/3, vs. Det	Sh.Hill pass intercepted by C.Woodson	Upheld
10/17, vs. Mia	R.Brown to GB 27 for no gain	Upheld
10/31, at NYJ	B.Smith to GB29 for 4 yards, fumbled recovered by T.Williams	Upheld
10/31, at NYJ	M.Sanchez pass intercepted by T.Williams	Upheld
11/7, vs. Dal	B.Jackson for 2 yards, TD	Upheld
11/28, at Atl	M.Ryan pass to T.Gonzalez to GB 1 for no gain	Upheld

### REPLAY ASSISTANT (2/5)

*Last two minutes of the half and overtime*

Date, Opp.	Initial Ruling	Ruling
9/12, at Phi	A.Rodgers pass to D.Driver for 6 yards, TD	Upheld
10/10, at Was	A.Rodgers pass intercepted by L.Landry	Upheld
10/17, vs. Mia	C.Henne pass to B.Marshall for 25 yards, TD	Reversed
10/24, vs. Min	B.Favre pass to P.Harvin for 35 yards, TD	Reversed
11/21, at Min	A.Rodgers pass to J.Jones for 3 yards, TD	Upheld

## 2010 REGULAR-SEASON PENALTIES ACCEPTED (69)

### OFFENSE (31)

**Delay of Game (2)** — A.Rodgers at Chi (Sept. 27), at NYJ (Oct. 31)

**False Start (18)** — B.Bulaga vs. Buf (Sept. 19), twice at Was (Oct. 10), at Atl (Nov. 28); C.Clifton twice at Chi (Sept. 27), at NYJ (Oct. 31), at Det (Dec. 12); D.Colledge vs. Buf (Sept. 19), vs. Mia (Oct. 17), vs. Min (Oct. 24), at Atl (Nov. 28); D.Nance vs. Buf (Sept. 19); A.Rodgers vs. SF (Dec. 5); J.Sitton vs. Mia (Oct. 17), vs. Dal (Nov. 7); M.Tauscher twice at Chi (Sept. 27)

**Holding (7)** — B.Bulaga vs. Mia (Oct. 17); D.Colledge at Chi (Sept. 27); D.Lee vs. SF (Dec. 5); A.Quarless at Was (Oct. 10); J.Sitton at Chi (Sept. 27); M.Tauscher at Chi (Sept. 27); S.Wells at Det (Dec. 12)

**Illegal Formation (1)** — C.Clifton at Chi (Sept. 27)

**Intentional Grounding (2)** — A.Rodgers at Chi (Sept. 27), vs. SF (Dec. 5)

**Tripping (1)** — D.Colledge at Phi (Sept. 12)

### DEFENSE (23)

**12 Men On Field (1)** — Team vs. Det (Oct. 3)

**Facemask (2)** — C.Matthews at Chi (Sept. 27); A.Hawk vs. Det. (Oct. 3)

**Holding (5)** — B.Poppinga at Was (Oct. 10); B.Chillar at NYJ (Oct. 31); C.Woodson at Phi (Sept. 12), vs. Mia (Oct. 17), at Atl (Nov. 28)

**Illegal Contact (4)** — T.Williams at Was (Oct. 10); C.Woodson at Was (Oct. 10), vs. Mia (Oct. 17), at Det (Dec. 12)

**Illegal Use of Hands (1)** — C.Woodson at Was (Oct. 10)

**Neutral Zone Infraction (1)** — F.Zombo at Min (Nov. 21)

**Pass Interference (5)** — M.Burnett at Chi (Sept. 27); C.Woodson vs. Buf (Sept. 19), at Chi (Sept. 27), vs. Det (Oct. 3), at Was (Oct. 10)

**Roughing the Passer (1)** — F.Zombo at Chi (Sept. 27)

**Unnecessary Roughness (3)** — N.Collins at Chi (Sept. 27), vs. Min (Oct. 24), vs. Dal (Nov. 7)

### SPECIAL TEAMS (15)

**Chop Block (1)** — D.Martin at Was (Oct. 10)

**False Start (1)** — T.Crabtree vs. Buf (Sept. 19)

**Fase Mask (1)** — M.Wilhelm at Atl (Nov. 28)

**Holding (1)** — J.Bush vs. SF (Dec. 5)

**Illegal Block (3)** — K.Hall vs. Mia (Oct. 17); D.Martin at Chi (Sept. 27); D.Nance at Atl (Nov. 28)

**Illegal Formation (2)** — D.Briggs vs. SF (Dec. 5); Team vs. Mia (Oct. 17)

**Illegal Forward Pass (1)** — D.Driver at Chi (Sept. 27)

**Illegal Touch (2)** — J.Bush at Atl (Nov. 28); P.Lee vs. Buf (Sept. 19)

**Offside (1)** — D.Bishop at Chi (Sept. 27)

**Unnecessary Roughness (2)** — C.Jenkins at Atl (Nov. 28); S.Shields at Atl (Nov. 28)

# 2010 SUPERLATIVES

## LONGEST RETURNS

### Packers

Type	Yards	Opp. Date	Player
Interception	64	at Was, Oct. 10	T.Williams
Interception	62t	vs. Dal, Nov. 7	C.Matthews
Punt	52	at Was, Oct. 10	T.Williams
Kickoff	51	at Phi, Sept. 12	J.Nelson
Kickoff	49	vs. Dal, Nov. 7	S.Shields

No. of ret. 20-plus yards in length: 31 (24 kickoffs, 5 interceptions, 2 punt)  
No. of returns 40-plus yards in length: 8 (4 kickoffs, 3 interceptions, 1 punt)

### Opponent

Type	Yards	Opp. Date	Player
Punt	62t	at Chi, Sept. 27	D.Hester
Kickoff	48	Min, Oct. 24	P.Harvin
Kickoff	47	at NYJ, Oct. 31	B.Smith
Kickoff	44	at Chi, Sept. 27	D.Manning
Kickoff	41	Buf, Sept. 19	C.Spiller

No. of ret. 20-plus yards in length: 46 (41 kickoffs, 3 punts, 2 interceptions)  
No. of returns 40-plus yards in length: 6 (5 kickoffs, 1 punt)

## LONGEST PLAYS

### FROM SCRIMMAGE

#### Packers

Yards	Opp.	Play
86t	Mia	A.Rodgers to G.Jennings
61t	SF	A.Rodgers to D.Driver
57t	SF	A.Rodgers to G.Jennings
48	Det	A.Rodgers to D.Driver
48	SF	A.Rodgers to G.Jennings

#### Long run:

71	at Wash	B.Jackson
27	at NYJ	B.Jackson
18	at Phi	R.Grant
18	at Phi	B.Jackson
18	at Chi	J.Kuhn

No. plays 20-plus yards: 45 (42 pass, 3 run)  
No. plays 40-plus yards: 9 (8 pass, 1 run)

#### Opponent

Yards	Opp.	Play
66t	SF	T.Smith to V.Davis
52	at Was	D.McNabb to S.Moss
49	at NYJ	M.Sanchez to J.Cotchery
48t	at Was	D.McNabb to A.Armstrong
44	at Det	D.Stanton to C.Johnson

#### Long run:

40	Det	Sh.Hill
31	at Phi	M.Vick
26	at Atl	M.Turner
25	at Chi	J.Cutler
25	at Min	A.Peterson

No. plays 20-plus yards: 46 (37 pass, 9 run)  
No. plays 40-plus yards: 8 (7 pass, 1 run)





# TURNOVER STATISTICS AND NOTES

## TAKEAWAY ANALYSIS

	Packers Take Aways			Packers Give Aways			Diff	Cum	NFC Rank	NFL Rank
	Int	Fum	Tot	Int	Fum	Tot				
Phi	0	1	1	2	0	2	-1	-1	11t	21t
<b>BUF</b>	<b>2</b>	<b>0</b>	<b>2</b>	<b>0</b>	<b>0</b>	<b>0</b>	<b>+2</b>	<b>+1</b>	<b>7t</b>	<b>14t</b>
Chi	1	0	1	1	1	2	-1	0	8t	14t
<b>DET</b>	<b>2</b>	<b>1</b>	<b>3</b>	<b>2</b>	<b>2</b>	<b>4</b>	<b>-1</b>	<b>-1</b>	<b>9t</b>	<b>19t</b>
Was	1	0	1	1	1	2	-1	-2	10	20t
<b>MIA</b>	<b>1</b>	<b>0</b>	<b>1</b>	<b>1</b>	<b>0</b>	<b>1</b>	<b>0</b>	<b>-2</b>	<b>10t</b>	<b>19t</b>
<b>MIN</b>	<b>3</b>	<b>0</b>	<b>3</b>	<b>2</b>	<b>0</b>	<b>2</b>	<b>+1</b>	<b>-1</b>	<b>7t</b>	<b>16t</b>
NYJ	2	1	3	0	0	0	+3	+2	6t	13t
<b>DAL</b>	<b>2</b>	<b>2</b>	<b>4</b>	<b>0</b>	<b>0</b>	<b>0</b>	<b>+4</b>	<b>+6</b>	<b>4t</b>	<b>5t</b>
Bye	-	-	-	-	-	-	-	-	3	4t
Min	1	1	2	0	0	0	+2	+8	3	5
Atl	0	0	0	0	1	-1	-1	+7	4	6t
<b>SF</b>	<b>1</b>	<b>0</b>	<b>1</b>	<b>0</b>	<b>0</b>	<b>0</b>	<b>+1</b>	<b>+8</b>	<b>4</b>	<b>6</b>
Det	2	0	2	2	1	3	-1	+7	4	7
NE										
<b>NYG</b>										
<b>CHI</b>										
<b>Total</b>	<b>18</b>	<b>6</b>	<b>24</b>	<b>11</b>	<b>6</b>	<b>17</b>	<b>+7</b>	<b>+7</b>	<b>4</b>	<b>7</b>

HOME GAMES UPPERCASED IN BOLD

## Regular Season Takeaway Breakdown

	Packers	Opponent
Total	24	17
Interceptions	18	11
Fumble Rec.	6	6
Points off Turnovers	87	25
Touchdowns	12	1
Field Goals	1	6
Didn't attempt score	2	1
Time ran out	0	1

## REGULAR SEASON TOUCHDOWN RETURNS

**Packers (4):** C.Woodson 48-yard INT return vs. Det, Oct. 3; D.Bishop 32-yard INT return vs. Min, Oct. 24; N.Collins 26-yard fumble return vs. Dal, Nov. 7; C.Matthews 62-yard INT return vs. Dal, Nov. 7

Opponent (0):

## 2010 RECORD WHEN...

### When...

### Record

+4 turnover margin	1-0
+3 turnover margin	0-0
+2 turnover margin	2-0
+1 turnover margin	3-0
even turnover margin	0-1
-1 turnover margin	2-4
-2 turnover margin	0-0
-3 turnover margin	0-0
-4 turnover margin	0-0
recording 0 takeaways	0-1
recording 1 takeaway	2-3
recording 2 takeaways	2-1
recording 3 takeaways	3-0
recording 4 takeaways	1-0
recording 5 takeaways	0-0
recording 0 giveaways	5-0
recording 1 giveaway	0-2
recording 2 giveaways	2-2
recording 3 giveaways	0-1
recording 4 giveaways	1-0
recording 5 giveaways	0-0
recording 0 interceptions	1-1
recording 1 interception	2-3
recording 2 interceptions	4-1
recording 3 interceptions	1-0
recording 4 interceptions	0-0
surrendering 0 interceptions	5-1
surrendering 1 interception	0-3
surrendering 2 interceptions	3-1
surrendering 3 interceptions	0-0
recovering 0 fumbles	3-5
recovering 1 fumble	4-0
recovering 2 fumbles	1-0
recovering 3 fumbles	0-0
losing 0 fumbles	7-2
losing 1 fumble	0-3
losing 2 fumbles	1-0
losing 3 fumbles	0-0

## TAKEAWAY SUMMARY (24)

9/12 at Philadelphia: T.Williams (fumble recovery)  
 9/19 Buffalo: M.Burnett (interception), B.Chillar (interception)  
 9/27 at Chicago: D.Martin (interception)  
 10/3 Detroit: A.Hawk (interception), R.Pickett (fumble), C.Woodson (interception)  
 10/10 at Washington: T.Williams (interception)  
 10/17 Miami: T.Williams (interception)  
 10/24 Minnesota: N.Collins (interception), D.Bishop (interception), A.Hawk (interception)  
 10/31 at N.Y. Jets: T.Williams 2 (fumble recovery, interception), C.Woodson (interception)  
 11/7 Dallas: J.Bush (fumble recovery), N.Collins (fumble recovery), C.Matthews (interception), S.Shields (interception)  
 11/21 at Minnesota: A.Hawk (fumble recovery), T.Williams (interception)  
 11/28 at Atlanta: (none)  
 12/5 San Francisco: N.Collins (interception)  
 12/12 at Detroit: C.Peprah (interception), T.Williams (interception)  
 12/19 at New England:  
 12/26 N.Y. Giants:  
 1/2 Chicago:

**SEASON TOTALS: T.Williams 7 (five interceptions, two fumble recoveries), A.Hawk 3 (two interceptions, fumble recovery), N.Collins 3 (two interceptions, fumble recovery), C.Woodson 2 (two interceptions), D.Bishop 1 (interception), M.Burnett 1 (interception), J.Bush 1 (fumble recovery), B.Chillar 1 (interception), D.Martin 1 (interception), C.Matthews 1 (interception), C.Peprah 1 (interception), R.Pickett 1 (fumble recovery), S.Shields 1 (interception)**

## GIVEAWAY SUMMARY (17)

9/12 at Philadelphia: A.Rodgers 2 (two interceptions)  
 9/19 Buffalo: (none)  
 9/27 at Chicago: J.Jones (fumble), A.Rodgers (interception)  
 10/3 Detroit: J.Nelson 2 (two fumbles), A.Rodgers 2 (two interceptions)  
 10/10 at Washington: D.Lee (fumble), A.Rodgers (interception)  
 10/17 Miami: A.Rodgers (interception)  
 10/24 Minnesota: A.Rodgers 2 (two interceptions)  
 10/31 at N.Y. Jets: (none)  
 11/7 Dallas: (none)  
 11/21 at Minnesota: (none)  
 11/28 at Atlanta: A.Rodgers (fumble)  
 12/5 San Francisco: (none)  
 12/12 at Detroit: M.Flynn (interception), A.Quarless (fumble), A.Rodgers (interception)  
 12/19 at New England:  
 12/26 N.Y. Giants:  
 1/2 Chicago:

**SEASON TOTALS: A.Rodgers 11 (10 interceptions, fumble), J.Nelson 2 (two fumbles), M.Flynn (interception), D.Lee (fumble), J.Jones (fumble), A.Quarless (fumble)**

Note: Fumbles lost are only credited. Fumbles in which the team maintained possession are not included.

## TAKEAWAY POINTS

### Packers (87)

Date	Opp.	Turnover	Result	Points
9/12	at Phi	Fumble	TD	7
9/19	Buf	Interception	TD	7
9/19	Buf	Interception	TD	7
10/3	Det	Interception	TD	7
10/3	Det	Fumble	TD	7
10/17	Mia	Interception	TD	7
10/24	Min	Interception	TD	7
10/24	Min	Interception	TD	7
10/31	at NYJ	Interception	FG	3
11/7	Dal	Interception	TD	7
11/7	Dal	Fumble	TD	7
11/7	Dal	Interception	TD	7
11/21	at Min	Interception	TD	7

### Opponent (25)

Date	Opp.	Turnover	Result	Points
9/12	at Phi	Interception	FG	3
9/12	at Phi	Interception	FG	3
9/27	at Chi	Fumble	FG	3
10/3	Det	Interception	FG	3
10/3	Det	Fumble	FG	3
10/10	at Was	Interception	FG	3
10/28	at Atl	Fumble	TD	7

# PLAYER PARTICIPATION

NFL WEEK	1	2	3	4	5	6	7	8	9	10	11	12	13	14	16	17	— Season Totals —			
Player	at PHI	BUF	at CHI	DET	at WAS	MIA	MIN	at NYJ	DAL	at MIN	at ATL	SF	at DET	at NE	NYG	CHI	GP	GS	DNP	INA
Barnett, Nick	MLB	MLB	MLB	MLB	INA	IR	IR	IR	IR	IR	IR	IR	IR				4	4	0	1
Bell, Josh	IR	IR	IR	IR	IR	IR	IR	IR	IR	IR	IR	IR	IR				-	-	-	-
Bigby, Atari	PUP	PUP	PUP	PUP	PUP	PUP	PUP	PUP	SUB	SUB	INA	INA	INA				2	0	0	3
Bishop, Desmond	SUB	INA	SUB	SUB	MLB	MLB	MLB	MLB	MLB	MLB	MLB	MLB	MLB				12	8	0	1
Briggs, Diyral	-	-	-	-	-	-	-	-	INA	SUB	INA	INA	SUB				3	0	0	3
Bulaga, Bryan	SUB	SUB	SUB	SUB	RT	RT	RT	RT	RT	RT	RT	RT	RT				13	8	0	0
Burnett, Morgan	SS	SS	SS	SS	IR	IR	IR	IR	IR	IR	IR	IR	IR				4	4	0	0
Bush, Jarrett	SUB	SUB	SUB	3CB	SUB	SUB	SUB	SUB	SUB	SUB	SUB	SUB	SUB				13	1	0	0
Campbell, Chris	PS	PS	-	PS	PS	PS	PS	PS	PS	PS	PS	PS	PS				-	-	-	-
Chillar, Brandon	BLB	SUB	SUB	INA	INA	INA	SUB	SUB	SUB	SUB	SUB	IR	IR				8	1	0	3
Clifton, Chad	LT	LT	LT	LT	LT	LT	LT	LT	LT	LT	LT	LT	LT				13	13	0	0
Colledge, Daryn	LG	LG	LG	LG	LG	LG	LG	LG	LG	LG	LG	LG	LG				13	13	0	0
Collins, Nick	FS	FS	FS	FS	FS	FS	FS	FS	FS	FS	FS	FS	FS				13	13	0	0
Crabtree, Tom	SUB	SUB	SUB	SUB	SUB	SUB	SUB	SUB	SUB	SUB	SUB	SUB	SUB				13	0	0	0
Crosby, Mason	SUB	SUB	SUB	SUB	SUB	SUB	SUB	SUB	SUB	SUB	SUB	SUB	SUB				13	0	0	0
Driver, Donald	WR	WR	WR	WR	WR	WR	WR	WR	INA	WR	WR	WR	WR				12	12	0	1
Finley, Jermichael	TE	TE	TE	TE	TE	INA	IR	IR	IR	IR	IR	IR	IR				5	5	0	1
Flynn, Matt	DNP	DNP	DNP	DNP	DNP	DNP	SUB	DNP	SUB	SUB	DNP	SUB	SUB				5	0	8	0
Francois, Robert	PS	-	PS	PS	PS	SUB	SUB	SUB	INA	PS	PS	SUB	SUB				5	0	0	1
Giacomini, Breno	PS	PS	PS	-	-	-	-	-	-	-	-	-	-				-	-	-	-
Goode, Brett	SUB	SUB	SUB	SUB	SUB	SUB	SUB	SUB	SUB	SUB	SUB	SUB	SUB				13	0	0	0
Gordy, Josh	-	PS	PS	PS	PS	PS	PS	PS	PS	PS	PS	PS	PS				2	0	0	0
Grant, Ryan	RB	IR	IR	IR	IR	IR	IR	IR	IR	IR	IR	IR	IR				1	1	0	0
Green, Howard	-	-	-	-	-	-	-	SUB	SUB	SUB	SUB	DT	SUB				6	1	0	0
Greco, Michael	-	-	-	-	-	PS	PS	PS	PS	-	-	-	-				-	-	-	-
Hall, Korey	FB	INA	SUB	SUB	SUB	FB	FB	FB	SUB	INA	FB	FB	INA				10	6	0	3
Harrell, Graham	PS	PS	PS	PS	PS	PS	PS	PS	PS	PS	PS	PS	PS				-	-	-	-
Harrell, Justin	SUB	IR	IR	IR	IR	IR	IR	IR	IR	IR	IR	IR	IR				1	0	0	0
Harris, Al	PUP	PUP	PUP	PUP	PUP	PUP	PUP	PUP	PUP	-	-	-	-				-	-	-	-
Havner, Spencer	-	-	-	-	-	-	-	-	-	INA	SUB	IR	IR				1	0	0	1
Hawk, A.J.	SUB	BLB	BLB	BLB	BLB	BLB	BLB	BLB	BLB	BLB	BLB	BLB	BLB				13	12	0	0
Jackson, Brandon	SUB	RB	SUB	RB	RB	RB	RB	RB	RB	RB	RB	RB	RB				13	11	0	0
Jenkins, Cullen	RDE	RDE	SUB	SUB	SUB	RDE	DNP	RDE	RDE	RDE	RDE	RDE	INA				11	8	1	1
Jennings, Greg	WR	WR	WR	WR	WR	WR	WR	WR	WR	WR	WR	WR	WR				13	13	0	0
Johnson, James	PS	PS	PS	PS	PS	PS	-	-	-	-	-	-	-				-	-	-	-
Johnson, Quinn	INA	FB	FB	INA	INA	SUB	INA	INA	SUB	FB	SUB	SUB	SUB				8	3	0	5
Jones, Brad	ROLB	ROLB	INA	SUB	ROLB	ROLB	ROLB	IR	IR	IR	IR	IR	IR				6	5	0	1
Jones, James	SUB	SUB	SUB	SUB	SUB	SUB	SUB	SUB	3WR	SUB	SUB	SUB	3WR				13	2	0	0
Kuhn, John	SUB	SUB	RB	SUB	SUB	SUB	SUB	SUB	SUB	SUB	SUB	SUB	SUB				13	1	0	0
Lang, T.J.	INA	INA	INA	INA	SUB	SUB	SUB	SUB	SUB	SUB	SUB	SUB	SUB				9	0	0	4
Lee, Donald	SUB	SUB	SUB	SUB	2TE	SUB	TE	TE	TE	TE	INA	SUB	SUB				12	5	0	1
Lee, Pat	SUB	SUB	INA	SUB	3CB	SUB	SUB	SUB	INA	SUB	SUB	INA	INA				9	1	0	4
Levine, Anthony	PS	PS	PS	PS	PS	PS	PS	PS	PS	PS	PS	PS	PS				-	-	-	-
Martin, Derrick	SUB	SUB	SUB	SUB	SUB	IR	IR	IR	IR	IR	IR	IR	IR				5	0	0	0
Masthay, Tim	SUB	SUB	SUB	SUB	SUB	SUB	SUB	SUB	SUB	SUB	SUB	SUB	SUB				13	0	0	0
Matthews, Clay	LOLB	LOLB	LOLB	LOLB	LOLB	INA	LOLB	LOLB	LOLB	LOLB	LOLB	LOLB	LOLB				12	12	0	1
McDonald, Nick	INA	INA	INA	INA	INA	INA	INA	INA	INA	INA	INA	INA	INA				0	0	0	13
Montgomery, Michael	-	-	-	-	-	SUB	INA	SUB	-	-	-	-	-				2	0	0	1
Nance, Dimitri	-	SUB	INA	SUB	SUB	SUB	SUB	INA	SUB	SUB	SUB	INA	SUB				9	0	0	3
Neal, Mike	INA	INA	INA	SUB	SUB	INA	INA	IR	IR	IR	IR	IR	IR				2	0	0	5
Nelson, Jordy	SUB	SUB	SUB	SUB	SUB	3WR	SUB	SUB	WR	SUB	SUB	3WR	SUB				13	3	0	0
Newhouse, Marshall	INA	INA	INA	INA	INA	INA	INA	INA	INA	INA	INA	INA	INA				0	0	0	13
Peprah, Charlie	SUB	SUB	INA	INA	SS	SS	SS	SS	SS	SS	SS	SUB	SS				11	8	0	2
Pickett, Ryan	SUB	LDE	LDE	LDE	LDE	INA	LDE	INA	LDE	SUB	LDE	LDE	LDE				11	9	0	2
Poppinga, Brady	SUB	SUB	SUB	SUB	SUB	LOLB	INA	IR	IR	IR	IR	IR	IR				6	1	0	1
Quarless, Andrew	INA	INA	SUB	2TE	SUB	SUB	SUB	SUB	INA	SUB	TE	SUB	TE				10	3	0	3
Raji, B.J.	NT	NT	NT	NT	NT	NT	NT	NT	NT	NT	NT	NT	NT				13	13	0	0
Rivera, Mike	-	-	-	-	-	PS	PS	PS	PS	PS	PS	PS	PS				-	-	-	-
Rodgers, Aaron	QB	QB	QB	QB	QB	QB	QB	QB	QB	QB	QB	QB	QB				13	13	0	0
Ross, Jay	-	-	-	-	-	-	PS	PS	PS	PS	PS	PS	PS				-	-	-	-
Shields, Sam	3CB	SUB	3CB	INA	INA	SUB	3CB	SUB	SUB	3CB	SUB	SUB	3CB				11	5	0	2
Simpkins, Maurice	PS	PS	PS	PS	SUB	SUB	INA	-	-	-	-	-	-				2	0	0	1
Sitton, Josh	RG	RG	RG	RG	RG	RG	RG	RG	RG	RG	RG	RG	RG				13	13	0	0
Smith, Anthony	-	-	-	-	-	-	SUB	SUB	SUB	SUB	INA	INA	INA				4	0	0	3
Smith, Terrance	-	-	-	-	-	-	-	-	-	-	-	-	PS				-	-	-	-
Spitz, Jason	SUB	SUB	SUB	SUB	SUB	SUB	SUB	SUB	SUB	SUB	SUB	SUB	SUB				13	0	0	0
Starks, James	PUP	PUP	PUP	PUP	PUP	PUP	PUP	PUP	PUP	INA	INA	SUB	SUB				2	0	0	2
Swain, Brett	SUB	SUB	SUB	SUB	SUB	SUB	SUB	SUB	SUB	SUB	SUB	SUB	SUB				14	0	0	0
Tauscher, Mark	RT	RT	RT	RT	INA	INA	INA	INA	INA	IR	IR	IR	IR				4	4	0	5
Underwood, Brandon	INA	INA	SUB	SUB	SUB	SUB	INA	INA	SUB	INA	SUB	SUB	SUB				9	0	0	4
Walden, Erik	-	-	-	-	-	-	-	SUB	SUB	SUB	SUB	SUB	SUB				5	0	0	0
Wells, Scott	C	C	C	C	C	C	C	C	C	C	C	C	C				13	13	0	0
West, Chastin	PS	PS	PS	PS	PS	PS	PS	PS	PS	PS	PS	PS	PS				-	-	-	-
Wilhelm, Matt	-	-	-	-	-	-	-	SUB	SUB	SUB	SUB	INA	INA				4	0	0	2
Williams, Johnny	-	-	-	-	PS	-	-	-	-	-	-	-	-				-	-	-	-
Williams, Tramon	RCB	RCB	RCB	RCB	RCB	RCB	RCB	RCB	RCB	RCB	RCB	RCB	RCB				13	13	0	0
Wilson, C.J.	INA	SUB	SUB	SUB	SUB	LDE	SUB	LDE	SUB	SUB	SUB	SUB	SUB				12	2	0	1
Woodson, Charles	LCB	LCB	LCB	LCB	LCB	LCB	LCB	LCB	LCB	LCB	LCB	LCB	LCB				13	13	0	0
Wynn, Jarius	-	SUB	SUB	INA	INA	SUB	SUB	SUB	INA	INA	INA	SUB	SUB				6	0	0	6
Young, Curtis	-	-	-	-	-	-	-	-	-	-	-	PS	PS				-	-	-	-
Zombo, Frank	SUB	SUB	ROLB	ROLB	SUB	SUB	SUB	ROLB	ROLB	ROLB	ROLB	ROLB	ROLB				13	8	0	0

**STARTERS IN BOLD AT POSITION;** DNP — Did not play; INA — Inactive; IR — Injured reserve; PUP — Physically unable to perform; PS — Practice squad; SUB — Substitute; 5DB — started as fifth defensive back; 5LB — started as fifth linebacker; 2TE — started as second tight end; 3WR — started as third wide receiver; 3CB — started as third cornerback



# SEASON-HIGHS/W-L BREAKDOWN

## INDIVIDUAL

Longest Scoring Run — 9, Aaron Rodgers, Sept. 19 vs. Buffalo  
 Longest Non-Scoring Run — 71, Brandon Jackson, Oct. 10 at Washington  
 Longest Scoring Pass — 86, Aaron Rodgers to Greg Jennings, Oct. 17 vs. Miami  
 Longest Non-Scoring Pass — 48, twice, most recently Aaron Rodgers to Greg Jennings, Dec. 5 vs. San Francisco

Longest Kickoff Return — 51, Jordy Nelson, Sept. 12 at Philadelphia  
 Longest Punt Return — 52, Tramon Williams, Oct. 10 at Washington  
 Longest Interception Return — 64, Tramon Williams, Oct. 10 at Washington  
 Longest Punt — 62, Tim Masthay, Dec. 12 at Detroit  
 Longest Field Goal — 56, Mason Crosby, Sept. 12 at Philadelphia  
 Most Field Goals Attempted — 4, twice, most recently Mason Crosby, Oct. 31 at N.Y. Jets  
 Most Field Goals Made — 3, Mason Crosby, Oct. 31 at N.Y. Jets  
 Most Touchdowns — 3, Greg Jennings, Nov. 21 at Minnesota

Most Rushing Attempts — 18, twice, most recently James Starks, Dec. 5 vs. San Francisco  
 Most Rushing Yards — 115, Brandon Jackson, Oct. 10 at Washington  
 Most Passing Attempts — 46, Aaron Rodgers, Oct. 10 at Washington

Most Passing Yards — 344, Aaron Rodgers, Nov. 28 at Atlanta  
 Most Touchdown Passes — 4, Aaron Rodgers, Nov. 21 at Minnesota

Most Receptions — 9, Donald Driver and Jermichael Finley, Sept. 27 at Chicago  
 Most Receiving Yards — 152, Greg Jennings, Nov. 21 at Minnesota  
 Most Total Yards from Scrimmage — 152, Greg Jennings, Nov. 21 at Minnesota

Most Defensive Interceptions — 1, 10 times, most recently Charlie Peprah and Tramon Williams, Dec. 12 at Detroit  
 Most Tackles — 16, Desmond Bishop and A.J. Hawk, Oct. 17 vs. Miami  
 Most Solo Tackles — 12, twice, most recently Desmond Bishop, Oct. 31 at N.Y. Jets  
 Most Sacks — 3, twice, most recently Clay Matthews, Sept. 19 vs. Buffalo  
 Most Passes Defensed — 3, twice, most recently Tramon Williams and Charles Woodson, Oct. 3 vs. Detroit

## TEAM

Offensive Most...  
 First Downs — 26, Nov. 7 vs. Dallas  
 Rushing Attempts — 35, Nov. 7 vs. Dallas  
 Rushing Yards — 157, Oct. 10 at Washington  
 Pass Attempts — 46, Oct. 10 at Washington  
 Completions — 34, Sept. 27 at Chicago  
 TDs Thrown — 4, Nov. 21 at Minnesota  
 Int. Thrown — 2, four times, most recently Dec. 12 at Detroit  
 Net Passing Yards — 341, Nov. 28 at Atlanta  
 Offensive Plays — 71, Nov. 7 vs. Dallas  
 Total Offense — 427, Oct. 10 at Washington  
 Time of Possession — 37:56, Nov. 7 vs. Dallas  
 Turnovers — 4, Oct. 3 vs. Detroit  
 Fumbles — 4, Nov. 28 at Atlanta  
 Fumbles Lost — 2, Oct. 3 vs. Detroit

Longest Scoring Drives  
 Plays — 17, Dec. 5 vs. San Francisco  
 Yards — 93, Nov. 7 vs. Dallas  
 Time — 9:13, Nov. 7 vs. Dallas  
 Shortest Scoring Drives  
 Plays — 1, Oct. 17 vs. Miami  
 Yards — -1, Oct. 10 at Washington  
 Time — 0:14, Oct. 17 vs. Miami

Defensive Fewest...  
 First Downs Allowed — 11, Dec. 5 vs. San Francisco  
 Rushing Att. Allowed — 14, Nov. 7 vs. Dallas  
 Rushing Yards Allowed — 39, Nov. 7 vs. Dallas  
 Pass Att. Allowed — 18, Sept. 19 vs. Buffalo  
 Pass Comp. Allowed — 10, twice, most recently Dec. 12 at Detroit  
 Net Passing Yards Allowed — 62, Sept. 19 vs. Buffalo  
 Total Plays Allowed — 48, twice, most recently, Nov. 7 vs. Dallas  
 Total Yards Allowed — 186, Sept. 19 vs. Buffalo

Defensive Most...  
 Takeaways — 4, Nov. 7 vs. Dallas  
 Interceptions — 3, Oct. 24 vs. Minnesota  
 Fumbles Forced — 3, Sept. 12 at Philadelphia  
 Fumbles Recovered — 1, four times, most recently Nov. 21 at Minnesota  
 Passes Defensed — 11, twice, Oct. 31 at N.Y. Jets  
 Sacks — 6, Sept. 12 at Philadelphia

	2010 regular season...			2009 regular season...			2008 regular season...			1992-present...		
	Home	Road	Overall	Home	Road	Overall	Home	Road	Overall	Home	Road	Overall
Overall	5-1	3-4	8-5	6-2	5-3	11-5	4-4	2-6	6-10	112-38	74-77	186-115
On Grass	5-1	1-2	6-3	6-2	3-2	9-4	4-4	0-4	4-8	112-38	45-31	157-69
On Artificial Surfaces	0-0	2-2	2-2	0-0	2-1	2-1	0-0	2-2	2-2	0-0	29-46	29-46
In Open-Air Stadiums	5-1	2-2	7-3	6-2	2-2	8-4	4-4	1-4	5-8	112-38	48-47	160-85
In Indoor Stadiums	0-0	1-2	1-2	0-0	3-1	3-1	0-0	1-2	1-2	0-0	26-29	26-29
vs. Division Opponents	2-0	1-2	3-2	2-1	2-1	4-2	3-0	1-2	4-2	52-13	34-33	86-46
vs. NFC	4-0	2-4	6-4	5-1	4-2	9-3	3-3	2-4	5-7	87-25	56-58	143-83
vs. AFC	1-1	1-0	2-1	1-1	1-1	2-2	1-1	0-2	1-3	25-13	18-19	43-32
When scoring first	4-1	2-3	6-4	6-1	3-1	9-2	3-0	2-3	5-3	76-15	49-31	125-46
When Opponent scored first	1-0	1-1	2-1	0-1	2-2	2-3	1-4	0-3	1-7	35-23	25-46	60-69
In overtime	0-1	0-1	0-2	0-0	0-0	0-0	0-0	0-2	0-2	5-3	1-5	6-8
When leading after first quarter	2-1	1-2	3-3	4-1	3-1	7-2	2-0	2-1	4-1	61-11	42-20	103-31
When leading at halftime	4-0	3-2	7-2	6-0	5-1	11-1	4-0	1-2	5-2	86-8	60-23	146-31
When leading after third quarter	5-0	3-3	8-3	5-0	4-1	9-1	3-0	2-3	5-3	92-5	68-19	160-24
When trailing after first quarter	1-0	2-0	3-0	0-1	1-1	1-2	1-3	0-3	1-6	24-20	11-36	35-56
When trailing at halftime	1-0	1-1	2-1	0-1	0-2	0-3	0-4	0-4	0-8	17-25	12-48	29-73
When trailing after third quarter	0-1	1-0	1-1	1-2	1-2	2-4	0-3	0-3	0-6	13-30	4-57	17-87
When tied at halftime	0-1	0-1	0-2	0-1	0-0	0-1	0-0	1-0	1-0	9-5	3-6	12-11
On Thursday	0-0	0-0	0-0	0-0	1-0	1-0	0-0	0-0	0-0	1-0	3-5	4-5
On Friday	0-0	0-0	0-0	0-0	0-0	0-0	0-0	0-0	0-0	0-0	1-0	1-0
On Saturday	0-0	0-0	0-0	0-0	0-0	0-0	0-0	0-0	0-0	1-0	2-0	3-0
On Sunday/Early Games	3-1	2-3	5-4	3-1	3-1	6-2	2-3	1-4	3-7	78-23	35-40	113-63
On Sunday/Late Afternoon Games	0-0	1-0	1-0	1-1	1-1	2-2	1-0	1-0	2-0	15-8	14-17	29-25
On Sunday/Night Games	2-0	0-0	2-0	1-0	0-0	1-0	0-1	0-0	0-1	9-2	7-1	16-3
On Monday	0-0	0-1	0-1	1-0	0-1	1-1	1-0	0-2	1-2	9-5	11-14	20-19
When Packers had 100-yard rusher	0-0	0-1	0-1	1-0	2-0	3-0	3-1	0-0	3-1	33-8	25-8	58-16
When Packers had 100-yard receiver	4-1	1-2	5-3	4-0	2-3	6-3	1-1	1-4	2-5	50-14	28-28	78-42
When Packers had 300-yard passer	0-0	1-2	1-2	2-0	1-2	3-2	1-1	1-1	2-2	22-10	20-15	42-25
When Opponent had 100-yard rusher	1-0	1-1	2-1	0-1	1-0	1-1	1-3	0-2	1-5	18-16	15-23	33-39
When Opponent had 100-yard receiver	1-1	0-2	1-3	2-0	0-1	2-1	1-4	1-2	2-6	31-13	19-29	50-42
When Opponent had 300-yard passer	1-0	0-1	1-1	0-0	0-1	0-1	0-1	0-1	0-2	11-7	9-14	20-21

## TRANSACTIONS BY DATE

5/20	Signed QB Graham Harrell; Waived QB Chris Pizzotti				
6/15	Signed DE Johnny Jolly				
6/17	Signed CB Tramon Williams				
6/18	Waived CB Trevor Ford, S Khalil Jones, LB Tim Knicky and QB Noah Shepard				
6/23	Signed G/T Marshall Newhouse, RB James Starks and DE C.J. Wilson				
7/12	Signed TE Andrew Quarless				
7/16	Placed DE Johnny Jolly on reserve/suspended by commissioner				
7/20	Signed S Morgan Burnett				
7/26	Signed DE Mike Neal				
7/30	Signed T/G Bryan Bulaga; Placed NT Aleric Mullins on reserve/did not report list				
7/30	Waived LB John Russell				
8/5	Signed WR Jason Chery; Placed WR Jeff Moturi (knee) on injured reserve				
8/6	Signed WR Donald Driver to contract extension through 2012				
8/10	Signed LB Maurice Simpkins; Placed CB Josh Bell (foot) on injured reserve				
8/28	Waived WR Shawn Gore				
8/31	Placed S Atari Bigby (ankle), CB Al Harris (knee), RB James Starks (hamstring), on physical unable to perform; Placed RB Quinn Porter	9/4	Waived P Chris Bryan, T Chris Campbell, WR Jason Chery, CB D.J. Clark, C/G Evan Dietrich-Smith, WR Charles Dillon, LB Robert Francois, T Breno Giacomini, QB Graham Harrell, TE Spencer Havner, LB Alex Joesph, S Anthony Levine, RB Kregg Lumpkin, LB Cyril Obiozor, LB Maurice Simpkins, DE Ron Talley, NT Anthony Toribio, WR Chastin West, WR Patrick Williams, DE Jarius Wynn; Placed T/G Allen Barbre (back) and S Will Blackmon (knee) on injured reserve	9/6	Signed T Chris Campbell, LB Robert Francois, T Breno Giacomini, QB Graham Harrell, RB James Johnson, S Anthony Levine, LB Maurice Simpkins and WR Chastin West to practice squad
		9/9	Signed CB Charles Woodson to contract extension through 2014	10/7	Placed S Morgan Burnett on injured reserve (knee); Signed LB Maurice Simpkins from practice squad; Signed LB Johnny Williams to practice squad
		9/14	Placed RB Ryan Grant (ankle) and DE Justin Harrell (knee) on injured reserve; Signed RB Dimitri Nance and DE Jarius Wynn	10/13	Placed S Derrick Martin on injured reserve (knee); Signed LB Robert Francois to the active roster; Released LB Johnny Williams from practice squad; Signed S Michael Greco and LB Mike Rivera to practice squad
		9/15	Released LB Robert Francois from practice squad; Signed CB Josh Gordy to practice squad	10/15	Placed LB Nick Barnett on injured reserve (wrist); Signed DE Michael Montgomery
		9/23	Released T Chris Campbell from	10/18	Placed TE Jermichael Finley on injured reserve (knee); Traded conditional draft choice to Jacksonville Jaguars for S Anthony Smith
				10/20	Released RB James Johnson from practice squad; Signed DT Jay Ross to practice squad
				10/26	Waived LB Maurice Simpkins; Placed DE Mike Neal (shoulder) and Brady Poppinga (knee) on injured reserve;
					Signed LB Matt Wilhelm; Claimed LB Dyral Briggs off waivers from Denver Broncos
				9/28	T Breno Giacomini signed by Seattle Seahawks
				9/29	Signed T Chris Campbell to practice squad
				10/7	Placed S Morgan Burnett on injured reserve (knee); Signed LB Maurice Simpkins from practice squad; Signed LB Johnny Williams to practice squad
				10/13	Placed S Derrick Martin on injured reserve (knee); Signed LB Robert Francois to the active roster; Released LB Johnny Williams from practice squad; Signed S Michael Greco and LB Mike Rivera to practice squad
				10/15	Placed LB Nick Barnett on injured reserve (wrist); Signed DE Michael Montgomery
				10/18	Placed TE Jermichael Finley on injured reserve (knee); Traded conditional draft choice to Jacksonville Jaguars for S Anthony Smith
				10/20	Released RB James Johnson from practice squad; Signed DT Jay Ross to practice squad
				10/26	Waived LB Maurice Simpkins; Placed DE Mike Neal (shoulder) and Brady Poppinga (knee) on injured reserve;
					Signed LB Matt Wilhelm; Claimed LB Dyral Briggs off waivers from Denver Broncos
				10/27	Signed LB Erik Walden; Placed LB Brad Jones (shoulder) on injured reserve; Claimed NT Howard Green off waivers from N.Y. Jets
				11/2	Waived DE Michael Montgomery
				11/6	Activated S Atari Bigby from physical unable to perform list
				11/8	Waived CB Al Harris
				11/9	Waived LB Robert Francois; Activated RB James Starks from physical unable to perform list; Released S Michael Greco from practice squad
				11/12	Placed T Mark Tauscher on injured reserve (shoulder); Signed TE Spencer Havner
				11/15	Signed LB Robert Francois to practice squad
				11/30	Placed LB Brandon Chillar on injured reserve (shoulder) and TE Spencer Havner on injured reserve (hamstring)
				12/1	Signed LB Robert Francois and CB Josh Gordy to active roster; Signed WR Terrance Smith and LB/DE Curtis Young to practice squad

## TRANSACTIONS BY PLAYER

### Barbre, Allen — T/G

9/4/10 Placed on injured reserve (back)

### Barnett, Nick — LB

10/15/10 Placed on injured reserve (wrist)

### Bell, Josh — CB

8/10/10 Placed on injured reserve (foot)

### Bigby, Atari — S

8/31/10 Placed on reserve/physically unable to perform list (ankle)  
11/6/10 Activated from reserve/physically unable to perform list

### Blackmon, Will — S

9/4/10 Placed on injured reserve (knee)

### Briggs, Dyral — LB

10/26/10 Claimed off waivers from Denver Broncos

### Bryan, Chris — P

9/4/10 Waived

### Bulaga, Bryan — T/G

7/30/10 Signed

### Burnett, Morgan — S

7/20/10 Signed

10/7/10 Placed on injured reserve (knee)

### Campbell, Chris — T

9/4/10 Waived

9/5/10 Signed to practice squad

9/23/10 Released from practice squad

9/29/10 Signed to practice squad

### Chery, Jason — WR

8/5/10 Signed

9/4/10 Waived

### Chillar, Brandon — LB

11/30/10 Placed on injured reserve (shoulder)

### Clark, D.J. — CB

9/4/10 Waived

### Dietrich-Smith, Evan — C/G

9/4/10 Waived

### Dillon, Charles — WR

9/4/10 Waived

### Driver, Donald — WR

8/6/10 Signed contract extension through 2012

### Finley, Jermichael — TE

10/18/10 Placed on injured reserve (knee)

### Ford, Trevor — CB

6/18/10 Waived

### Francois, Robert — LB

9/4/10 Waived

9/5/10 Signed to practice squad

9/15/10 Released from practice squad

9/23/10 Signed to practice squad

10/13/10 Signed to active roster

11/9/10 Waived

11/15/10 Signed to practice squad

12/1/10 Signed to active roster

### Giacomini, Breno — T

9/4/10 Waived

9/5/10 Signed to practice squad

9/28/10 Signed by Seattle Seahawks

### Gordy, Josh — CB

9/15/10 Signed to practice squad

12/1/10 Signed to active roster

### Gore, Shawn — WR

8/28/10 Waived

### Grant, Ryan — RB

9/14/10 Placed on injured reserve (ankle)

### Greco, Michael — S

10/13/10 Signed to practice squad

11/9/10 Released from practice squad

### Green, Howard — NT

10/27/10 Claimed off waivers from N.Y. Jets

### Harrell, Graham — QB

9/4/10 Waived

9/5/10 Signed to practice squad

### Harrell, Justin — DE

9/14/10 Placed on injured reserve (knee)

### Harris, Al — CB

8/31/10 Placed on reserve/physically unable to perform list (knee)

11/8/10 Waived

### Havner, Spencer — TE

9/4/10 Waived

11/12/10 Signed

11/28/10 Placed on injured reserve (hamstring)

### Joesph, Alex — LB

9/4/10 Waived

### Johnson, James — RB

9/6/10 Signed to practice squad

10/20/10 Released from practice squad

### Jolly, Johnny — DE

6/15/10 Signed

7/16/10 Placed on reserve/suspended list by commissioner

### Jones, Brad — LB

10/27/10 Placed on injured reserve (shoulder)

### Jones, Khalil — S

6/18/10 Waived

### Knicky, Tim — LB

6/18/10 Waived

### Levine, Anthony — S

9/4/10 Waived

9/5/10 Signed to practice squad

### Lumpkin, Kregg — RB

9/4/10 Waived

### Martin, Derrick — S

10/13/10 Placed on injured reserve (knee)

### Montgomery, Michael — DE

10/15/10 Signed

11/2/10 Waived

### Moturi, Jeff — WR

8/5/10 Placed on injured reserve (knee)

### Mullins, Aleric — NT

7/30/10 Placed on reserve/did not report

### Nance, Dimitri — RB

9/14/10 Signed off Atlanta Falcons practice squad

### Neal, Mike — DE

7/26/10 Signed

10/26/10 Placed on injured reserve (shoulder)

### Newhouse, Marshall — G/T

6/23/10 Signed

### Obiozor, Cyril — LB

9/4/10 Waived

### Quarless, Andrew — TE

7/12/10 Signed

### Poppinga, Brady — LB

10/26/10 Placed on injured reserve (knee)

### Porter, Quinn — RB

8/31/10 Placed on injured reserve (knee)

9/6/10 Taken off injured reserve

9/6/10 Waived

### Rivera, Mike — LB

10/13/10 Signed to practice squad

### Ross, Jay — DT

10/20/10 Signed to practice squad

### Simpkins, Maurice — LB

8/10/10 Signed

9/4/10 Waived

9/5/10 Signed to practice squad

10/7/10 Signed to active roster

10/26/10 Waived

### Smith, Anthony — S

10/18/10 Acquired via trade from Jacksonville Jaguars

### Smith, Terrance — WR

12/1/10 Signed to practice squad

### Starks, James — RB

6/23/10 Signed

8/31/10 Placed on reserve/physically unable to perform list (hamstring)

11/9/10 Activated from reserve/physically unable to perform list

### Talley, Ronald — DE

9/4/10 Waived

### Tauscher, Mark — T

11/12/10 Placed on injured reserve (shoulder)

### Toribio, Anthony — NT

9/4/10 Waived

### Walden, Erik — LB

10/27/10 Signed

### West, Chastin — WR

9/4/10 Waived

9/6/10 Signed to practice squad

### Wilhelm, Matt — LB

10/26/10 Signed

### Williams, Johnny — LB

10/7/10 Signed to practice squad

10/13/10 Waived

### Williams, Patrick — WR

9/4/10 Waived

### Williams, Tramon — CB

6/17/10 Signed

### Wilson, C.J. — DE

6/23/10 Signed

### Woodson, Charles — CB

9/9/10 Signed contract extension through 2014

### Wynn, Jarius — DE

9/4/10 Waived

9/14/10 Signed to active roster

### Young, Curtis — LB/DE

12/1/10 Signed to practice squad

# THE LAST TIME

## Regular-Season Games Only

### **RUSHING**

#### **200 Yards Rushing, Individual**

BY PACKERS — Ahman Green, Dec. 28, 2003, vs. Denver (218 yards)  
BY OPPONENT — Shaun Alexander, Nov. 27, 2006, at Seattle (201 yards)

#### **100 Yards Rushing, Individual**

BY PACKERS — Brandon Jackson, Oct. 10, 2010, at Washington (115 yards)  
BY OPPONENT — Michael Turner, Nov. 28, 2010, at Atlanta (110 yards)

#### **100 Yards Rushing, Individual, One Half**

BY PACKERS — Ryan Grant, Oct. 25, 2009, at Cleveland (100 yards in second half)  
BY OPPONENT — Adrian Peterson, Nov. 9, 2008, at Minnesota (112 yards in second half)

#### **100 Yards Rushing and Receiving, Individual**

BY PACKERS — Never  
BY OPPONENT — Darrin Nelson, Nov. 13, 1983, at Minnesota (119 yards rushing, 137 receiving)

#### **Two 100-Yard Rushers**

BY PACKERS — Ryan Grant (106 yards) and DeShawn Wynn (106), Dec. 28, 2008, vs. Detroit  
BY OPPONENT — Tony Dorsett (149 yards) and Robert Newhouse (101), Nov. 12, 1978, vs. Dallas at Milw.

#### **Two 100-Yard Rushers and Two 100-Yard Receivers**

BY PACKERS — Ryan Grant (106 yards) and DeShawn Wynn (106), Dec. 28, 2008, vs. Detroit, Donald Driver (111 yards) and Greg Jennings (101 yards), Dec. 28, 2008, vs. Detroit\*  
BY OPPONENT — Never

\*First time in NFL history

#### **Four Touchdowns Rushing, Individual**

BY PACKERS — Dorsey Levens, Jan. 2, 2000, vs. Arizona (8, 1, 5, 1 yards)  
BY OPPONENT — DeAngelo Williams, Nov. 30, 2008, vs. Carolina (1, 1, 1, 1 yards)

#### **Three Touchdowns Rushing, Individual**

BY PACKERS — Ahman Green, Oct. 20, 2002, vs. Washington (24, 2, 8 yards)  
BY OPPONENT — DeAngelo Williams, Nov. 30, 2008, vs. Carolina (1, 1, 1, 1 yards)

#### **Two Touchdowns Rushing, Individual**

BY PACKERS — Ryan Grant (3, 56 yards) and Brandon Jackson (6, 4), Dec. 27, 2009, vs. Seattle  
BY OPPONENT — DeAngelo Williams, Nov. 30, 2008, vs. Carolina (1, 1, 1, 1 yards)

### **PASSING**

#### **400 Yards Passing, Individual**

BY PACKERS — Brett Favre, Dec. 5, 1993 at Chicago (402 yards)  
BY OPPONENT — Ben Roethlisberger, Dec. 20, 2009, at Pittsburgh (503 yards)

#### **300 Yards Passing, Individual**

BY PACKERS — Aaron Rodgers, Nov. 28, 2010 at Atlanta (344 yards)  
BY OPPONENT — Donovan McNabb, Oct. 10, 2010 at Washington (357 yards)

#### **Five Touchdown Passes, Individual**

BY PACKERS — Brett Favre, Sept. 27, 1998, at Carolina (25, 21, 20, 4, 33 yards)  
BY OPPONENT — Donovan McNabb, Dec. 5, 2004, at Philadelphia (41, 9, 41, 6, 12 yards)

#### **Four Touchdown Passes, Individual**

BY PACKERS — Aaron Rodgers, Nov. 21, 2010, at Minnesota (11, 3, 46, 22 yards)  
BY OPPONENT — Brett Favre, Nov. 1, 2009, vs. Minnesota (12, 51, 2, 16 yards)

#### **Three Touchdown Passes, Individual**

BY PACKERS — Aaron Rodgers, Dec. 5, 2010, vs. San Francisco (57, 61, 1 yards)  
BY OPPONENT — Ben Roethlisberger, Dec. 20, 2009, at Pittsburgh (60, 10, 19 yards)

#### **Six Interceptions Thrown, Individual**

BY PACKERS — Tom O'Malley, Sept. 17, 1950, vs. Detroit  
BY OPPONENT — Don Horn, Sept. 26, 1971, vs. Denver at Milw.

#### **Five Interceptions Thrown, Individual**

BY PACKERS — Brett Favre, Oct. 30, 2005, at Cincinnati  
BY OPPONENT — Rich Gannon, Oct. 28, 1990, vs. Minnesota at Milw.

#### **Four Interceptions Thrown, Individual**

BY PACKERS — Brett Favre, Dec. 25, 2005, vs. Chicago  
BY OPPONENT — Matt Hasselbeck, Dec. 27, 2009, vs. Seattle

### **RECEIVING**

#### **10 or More Receptions, Individual**

BY PACKERS — Donald Driver, Nov. 22, 2007, at Detroit (10 receptions)  
BY OPPONENT — Tony Gonzalez, Nov. 4, 2007, at Kansas City (10 receptions)

#### **200 Yards Receiving, Individual**

BY PACKERS — Javon Walker, Sept. 26, 2004, at Indianapolis (200 yards)  
BY OPPONENT — Jim Phillips, Nov. 16, 1958, vs. L.A. Rams (208 yards)

#### **100 Yards Receiving, Individual**

BY PACKERS — Greg Jennings, Dec. 5, 2010, vs. San Francisco (122 yards)  
BY OPPONENT — Vernon Davis, Dec. 5, 2010, vs. San Francisco (126 yards)

#### **100 Yards Receiving, One Half, Individual**

BY PACKERS — Greg Jennings, Dec. 27, 2009, vs. Seattle (102 yards in first half)  
BY OPPONENT — Brandon Marshall, Oct. 17, 2010, vs. Miami (102 yards in first half)

#### **Two 100-Yard Receivers**

BY PACKERS — Donald Driver (111 yards) and Greg Jennings (101 yards), Dec. 28, 2008, vs. Detroit  
BY OPPONENT — Hines Ward (126 yards) and Heath Miller (118 yards), Dec. 20, 2009, at Pittsburgh

#### **Four Touchdown Receptions, Individual**

BY PACKERS — Sterling Sharpe, Nov. 24, 1994, at Dallas (1, 36, 30, 5 yards)  
BY OPPONENT — Never

#### **Three Touchdown Receptions, Individual**

BY PACKERS — Greg Jennings, Nov. 21, 2010, at Minnesota (11, 46, 22 yards)  
BY OPPONENT — Brian Westbrook, Dec. 5, 2004, at Philadelphia (9, 41, 12 yards)

#### **Two Touchdown Receptions, Individual**

BY PACKERS — Greg Jennings, Dec. 5, 2010, vs. San Francisco (57, 1 yards)  
BY OPPONENT — Calvin Johnson, Oct. 3, 2010, vs. Detroit (23, 21 yards)

### **INTERCEPTIONS**

#### **Four Interceptions, Individual**

BY PACKERS — Willie Buchanon, Sept. 24, 1978, at San Diego  
BY OPPONENT — Never

#### **Three Interceptions, Individual**

BY PACKERS — Tom Flynn, Oct. 28, 1984, vs. Detroit  
BY OPPONENT — Vencie Glenn, Dec. 27, 1992, at Minnesota

#### **Two Interceptions, Individual**

BY PACKERS — Atari Bigby, Dec. 27, 2009, vs. Seattle  
BY OPPONENT — Jason David, Nov. 24, 2008, at New Orleans

#### **Interception Returned for Touchdown**

BY PACKERS — Clay Matthews, Nov. 7, 2010, vs. Dallas (62 yards)  
BY OPPONENT — Tanard Jackson, Nov. 8, 2009, at Tampa Bay (35 yards)

### **TOUCHDOWNS**

#### **Five Touchdowns, Individual**

BY PACKERS — Paul Hornung, Dec. 12, 1965, at Baltimore (2-, 9-, 3-yard runs; 50-, 65-yard receptions)  
BY OPPONENT — Never

#### **Four Touchdowns, Individual**

BY PACKERS — Dorsey Levens, Jan. 2, 2000, vs. Arizona (8-, 1-, 5-, 1-yard runs)  
BY OPPONENT — DeAngelo Williams, Nov. 30, 2008, vs. Carolina (1-, 1-, 1-, 1-yard runs)

#### **Three Touchdowns, Individual**

BY PACKERS — Greg Jennings, Nov. 21, 2010, at Minnesota (11-, 46-, 22-yard receptions)  
BY OPPONENT — DeAngelo Williams, Nov. 30, 2008, vs. Carolina (1-, 1-, 1-, 1-yard runs)

### **FIELD GOALS/PATs**

#### **Five Field Goals Made, Individual**

BY PACKERS — Ryan Longwell, Sept. 24, 2000, at Arizona (38, 47, 48, 37, 22 yards)  
BY OPPONENT — Jason Hanson, Nov. 27, 2003, at Detroit (42, 28, 49, 46, 32 yards)

#### **Four Field Goals Made, Individual**

BY PACKERS — Mason Crosby, Oct. 18, 2009, vs. Detroit (46, 28, 31, 26)  
BY OPPONENT — Jason Hanson, Oct. 3, 2010, vs. Detroit (39, 52, 49, 24 yards)



## THE LAST TIME

### **50-Yard Field Goal**

BY PACKERS — Mason Crosby, Oct. 10, 2010, at Washington (52 yards)  
BY OPPONENT — Jason Hanson, Oct. 3, 2010, vs. Detroit (52 yards)

### **Blocked Field-Goal Attempt**

BY PACKERS — Johnny Jolly, Sept. 27, 2009, at St. Louis (48-yard Josh Brown attempt)  
BY OPPONENT — Jay Ratliff, Nov. 7, 2010, vs. Dallas (54-yard Mason Crosby attempt)

### **Two-Point Conversion**

BY PACKERS — Brandon Jackson, Dec. 20, 2009, at Pittsburgh (pass from Aaron Rodgers)  
BY OPPONENT — Michael Clayton, Nov. 8, 2009, at Tampa Bay (pass from Josh Freeman)

### **Point After Touchdown Missed**

BY PACKERS — Mason Crosby, Sept. 27, 2009, at St. Louis  
BY OPPONENT — John Kasay, Oct. 3, 2005, at Carolina (blocked, second attempt)

### **Blocked Point After Touchdown**

BY PACKERS — Cullen Jenkins, Oct. 3, 2005, at Carolina (John Kasay, second attempt)  
BY OPPONENT — Devin Bush, Dec. 23, 2001, vs. Cleveland (Ryan Longwell, first attempt)

### **PUNTING**

#### **70-Yard Punt**

BY PACKERS — Jon Ryan, Dec. 30, 2007, vs. Detroit (72 yards)  
BY OPPONENT — Brian Moorman, Dec. 22, 2002, vs. Buffalo (84 yards)

#### **60-Yard Punt**

BY PACKERS — Tim Masthay, Dec. 12, 2010, at Detroit (62 yards)  
BY OPPONENT — Mat McBriar, Nov. 7, 2010, vs. Dallas (65 yards)

#### **Blocked Punt**

BY PACKERS — Marcus Wilkins, Sept. 29, 2003, at Chicago (Brad Maynard, punter)  
BY OPPONENT — Geno Hayes, Nov. 8, 2009, at Tampa Bay (Jeremy Kapinos, punter)

#### **10 Punts, Individual**

BY PACKERS — Jon Ryan, Nov. 19, 2006, vs. New England (10 punts; 459 yards)  
BY OPPONENT — Chris Kluwe, Dec. 21, 2006, vs. Minnesota (10 punts; 434 yards)

#### **No Punts**

BY PACKERS — Dec. 17, 1989, at Chicago  
BY OPPONENT — Nov. 22, 1981, at Tampa Bay

### **OTHER SPECIAL TEAMS**

#### **Kickoff Returned for Touchdown**

BY PACKERS — Allen Rossum, Nov. 19, 2000, vs. Indianapolis (92 yards)  
BY OPPONENT — Jerry Azumah, Dec. 7, 2003, vs. Chicago (88 yards)

#### **Punt Returned for Touchdown**

BY PACKERS — Will Blackmon, Nov. 9, 2008, at Minnesota (65 yards)  
BY OPPONENT — Devin Hester, Sept. 27, 2010, at Chicago (62 yards)

#### **Blocked (Opponent) Field Goal Returned for Touchdown**

BY PACKERS — Willie Buchanon, Dec. 17, 1972, at New Orleans (57 yards)  
BY OPPONENT — Shawn Springs, Nov. 1, 1999, vs. Seattle (61 yards)

#### **Blocked Punt Returned for Touchdown**

BY PACKERS — Tiger Greene, Dec. 2, 1990, at Minnesota (36 yards; Harry Newsome, punter)  
BY OPPONENT — Ronde Barber, Nov. 8, 2009, at Tampa Bay (31 yards; Jeremy Kapinos, punter)

#### **Recovered Own Inside Kick Attempt**

BY PACKERS — Tramon Williams, Sept. 20, 2009, vs. Cincinnati (Mason Crosby, kicker)  
BY OPPONENT — Ahmad Merritt, Sept. 29, 2003, at Chicago (Paul Edinger, kicker)

### **OTHER DEFENSE**

#### **Shutout Posted**

BY PACKERS — Oct. 31, 2010, at N.Y. Jets (9-0)  
BY OPPONENT — Nov. 19, 2006, vs. New England (35-0)

#### **Fumble Returned for Touchdown**

BY PACKERS — Clay Matthews, Oct. 5, 2009, at Minnesota (42 yards)  
BY OPPONENT — Jermaine Phillips, Sept. 28, 2008, at Tampa Bay (38 yards)

### **Safety Scored**

BY PACKERS — Team, Jan. 3, 2010, at Arizona (Reggie Wells penalized for holding in the end zone)  
BY OPPONENT — Louis Delmas, Nov. 26, 2009, at Detroit (Ryan Grant tackled)

### **Five Sacks, Individual**

BY PACKERS — Vonnie Holliday, Dec. 22, 2002, vs. Buffalo  
BY OPPONENT — Antwan Odom, Sept. 20, 2009, vs. Cincinnati

### **Four Sacks, Individual**

BY PACKERS — Kabeer Gbaja-Biamila, Jan. 2, 2005, at Chicago  
BY OPPONENT — Jared Allen, Oct. 5, 2009, at Minnesota

### **Three Sacks, Individual**

BY PACKERS — Clay Matthews, Sept. 19, 2010, vs. Buffalo  
BY OPPONENT — Cameron Wake, Oct. 17, 2010, vs. Miami

### **MISCELLANEOUS**

#### **No Penalties**

BY PACKERS — Nov. 25, 1990, vs. Tampa Bay at Milw.  
BY OPPONENT — Dec. 14, 1997, at Carolina

#### **Game Without Touchdown**

BY PACKERS — Dec. 12, 2010, at Detroit  
BY OPPONENT — Nov. 21, 2010, at Minnesota

#### **50 Points, Game**

BY PACKERS — 52, Oct. 9, 2005, vs. New Orleans  
BY OPPONENT — 51, Nov. 24, 2008, at New Orleans

#### **40 Points, Game**

BY PACKERS — 45, Nov. 7, 2010, vs. Dallas  
BY OPPONENT — 51, Nov. 24, 2008, at New Orleans

#### **500 Yards Total Offense**

BY PACKERS — 548, Dec. 22, 2003, at Oakland  
BY OPPONENT — 537, Dec. 20, 2009, at Pittsburgh

#### **Tie Game**

Green Bay 17, Denver 17, Sept. 20, 1987, at Milwaukee



# GREEN BAY 34, BUFFALO 7

Lambeau Field, Sunday, Sept. 19, 2010. Attendance: 70,741. Time: 2:52. Weather: 58° F. Humidity: 51 percent. Wind: Variable 4 mph **GAME 2**

**GREEN BAY, Wis. (AP)**—Aaron Rodgers already shouldered plenty of pressure with the Green Bay Packers before losing starting running back Ryan Grant to a season-ending ankle injury last week.

Rodgers is even picking up the slack in the running game, too.

Rodgers ran for a touchdown and threw for two more scores and didn't commit a turnover in Green Bay's 34-7 win over the Buffalo Bills on Sunday.

While Rodgers scrambled for 20 of Green Bay's 91 yards rushing, the rest of the running game was quiet. Starter Brandon Jackson gained 29 yards on 11 carries with one score and fullback John Kuhn added 36 yards on nine attempts.

The quarterback certainly has a lot more options by air and the Packers (2-0) appear ready to rely on that until they can figure out how to mount a significant attack again without Grant, their back-to-back 1,200-yard runner.

Jermichael Finley and Donald Driver caught four passes each, while Greg Jennings and James Jones added three more receptions apiece.

Buffalo (0-2) had 186 total yards, 20 more than in last week's loss to the Dolphins.

Packers linebacker Clay Matthews sacked Trent Edwards three times to give him six this season and Green Bay forced two interceptions.

Edwards finished 11 of 18 for 102 yards for a passer rating that was a 37, more than two points lower than if all 18 of his passes fell incomplete.

Marshawn Lynch and Fred Jackson didn't run the ball well. Rookie C.J. Spiller was sharp on special teams, but not a factor on offense. The Bills' top playmaking receiver—Lee Evans—didn't catch a pass and was only targeted one time, when he drew a pass interference call for an offense that just kept sputtering.

Buffalo didn't gain a yard in the first quarter and only looked in rhythm momentarily when Jackson scored on a 3-yard run to cap an 80-yard drive early in the second quarter to cut Green Bay's lead to 13-7.

In the second half, Edwards was picked off by Brandon Chillar in Bills' territory after receiver Steve Johnson couldn't haul in the ball.

Rodgers then threw a touchdown pass to Driver on third-and-goal from the 7 and scored again late in the third quarter with a 9-yard scramble that had his teammates laughing when he had a hard time leaping into the stands to celebrate with fans.

Rodgers capped his day by hitting Jones with a 30-yard TD pass to make it 34-7.

**OFFICIALS** — Referee: Ron Winter (14); Umpire: Tony Michalek (115); Head Linesman: Julian Mapp (52); Line Judge: Tom Stephan (68); Field Judge: Jim Howey (37); Side Judge: Adrian Hill (29); Back Judge: Richard Reels (83); Replay Official: Ken Baker

## STARTING LINEUPS

Buffalo Bills			Green Bay Packers				
	Offense	Defense		Offense	Defense		
WR	83 L.Evans	LDE	99 M.Stroud	WR	85 G.Jennings	LDE	79 R.Pickett
LT	77 D.Bell	RT	95 K.Williams	LT	76 C.Clifton	NT	90 B.Raji
LG	67 A.Levitre	RDE	98 D.Edwards	LG	73 D.Colleedge	RDE	77 C.Jenkins
C	63 G.Hangartner	SLB	90 C.Kelsay	C	61 S.Wells	LOLB	52 C.Matthews
RG	70 E.Wood	MLB	54 A.Dawson	RG	71 J.Stton	BLB	50 A.Hawk
RT	74 C.Green	WLB	56 K.Elvis	RT	65 M.Tauscher	MLB	56 M.Barnett
TE	88 J.Stupar	JLB	24 T.McGee	TE	88 J.Finley	ROLB	59 B.Jones
WR	11 R.Parrish	CB	24 T.McGee	WR	80 D.Driver	LOB	21 C.Woodson
QB	5 T.Edwards	RCB	20 D.Florence	QB	12 A.Rodgers	RCB	38 T.Williams
RB	23 M.Lynch	SS	20 D.Whitner	RB	32 B.Jackson	SS	42 M.Burnett
FB	38 C.McIntyre	FS	31 J.Byrd	FB	45 Q.Johnson	FS	36 N.Collins

**GREEN BAY SUBSTITUTIONS** — K 2 M.Crosby, P 8 T.Maschay, WR 16 B.Swain, CB 22 P.Lee, RB 23 D.Nance, CB 24 J.Bush, S 26 C.Peprah, S 29 D.Martin, RB 30 J.Kuhn, CB 37 S.Shields, LB 51 B.Poppinga, LB 54 B.Chillar, LB 58 F.Zombo, LS 61 B.Goodie, CG 72 J.Spitz, TG 75 B.Buaga, TE 83 T.Crabtree, TE 86 D.Lee, WR 87 J.Nelson, WR 89 J.Jones, DE 94 J.Wynn, DE 98 C.Wilson, DE 100 M.Flynn.

**INACTIVES** — CB 28 B.Underwood, FB 35 K.Hall, LB 55 D.Bishop, G 67 M.McDonald, TG 70 T.Lang, G/T 74 M.Newhouse, TE 81 A.Quartess, DE 96 M.Neel.

**FIELD GOALS (made (& missed)**

Team	Qtr	Time	Player	Description	(Extra Point)	(Drive Info)
Buffalo Bills	1	11:49	M.Crosby	44 yd. Field Goal	(8-40, 3:11)	0
Green Bay Packers	1	7:35	B.Jackson	24 yd. Field Goal	(6-43, 1:58)	0
Packers	1	0:11	M.Crosby	3 yd. run (M.Crosby kick)	(11-72, 5:51)	0
Bills	2	10:49	F.Jackson	3 yd. run (R.Lindell kick)	(8-80, 4:22)	0
Packers	2	8:32	D.Driver	7 yd. pass from A.Rodgers (M.Crosby kick)	(7-39, 4:17)	0
Packers	3	1:56	A.Rodgers	9 yd. run (M.Crosby kick)	(7-64, 4:24)	0
Packers	4	11:41	J.Jones	30 yd. pass from A.Rodgers (M.Crosby kick)	(5-52, 2:32)	0

**GREEN BAY DEFENSIVE STATISTICS (official)**

UT	A	TFL	TT	Sck	QBH	FF	FR	Int	PD
A.Hawk	4	6	0	10	0-0	1	0	0	0-0
N.Collins	9	0	9	0-0	0	0	0	0	0-0
B.Jones	4	5	0	9	0-0	0	0	0	0-0
N.Barnett	6	2	1	8	0-0	1	0	0	0-0
C.Matthews	4	3	4	7	3-33	6	0	0	0-0
C.Woodson	5	0	1	5	0-0	1	0	0	0-0
C.Jenkins	3	2	1	5	1-7	2	0	0	0-0
R.Pickett	3	2	0	5	0-0	1	0	0	0-0
T.Williams	4	0	0	4	0-0	0	0	0	0-0
<b>Totals</b>	<b>53</b>	<b>26</b>	<b>7</b>	<b>79</b>	<b>4-40</b>	<b>13</b>	<b>0</b>	<b>0</b>	<b>2-9</b>

**Buffalo Bills**

RUSHING	ATT	YDS	AVG	LG	TD
M.Lynch	17	64	3.8	14	0
F.Jackson	9	39	4.3	11	1
T.Edwards	3	12	4.0	7	0
R.Parrish	1	4	4.0	4	0
C.Spiller	1	3	3.0	3	0
C.McIntyre	1	2	2.0	2	0
Total	32	124	3.9	14	1

**PASSING**

ATT	CMP	YDS	SK/YD	TD	LG	IN	RT
T.Edwards	18	11	102	4/40	0	21	2
Total	18	11	102	4/40	0	21	2

**PASS RECEIVING**

NO	YDS	AVG	LG	TD
C.Spiller	4	23	5.8	7
S.Johnson	3	31	10.3	15
R.Parrish	2	34	17.0	21
J.Stupar	2	14	7.0	9

**INTERCEPTIONS**

NO	YDS	AVG	LG	TD
Total	11	102	9.3	21

**Green Bay Packers**

RUSHING	ATT	YDS	AVG	LG	TD
J.Kuhn	9	36	4.0	12	0
B.Jackson	11	29	2.6	6	1
A.Rodgers	5	20	4.0	12	1
D.Nance	2	6	3.0	4	0
Total	27	91	3.4	12	2

**PASSING**

ATT	CMP	YDS	SK/YD	TD	LG	IN	RT
A.Rodgers	29	19	255	0/0	2	34	0
Total	29	19	255	0/0	2	34	0

**PASS RECEIVING**

NO	YDS	AVG	LG	TD
J.Finley	4	103	25.8	34
D.Driver	4	38	9.5	13
G.Jennings	3	32	10.7	30
J.Nelson	2	26	13.0	15
Q.Johnson	1	11	11.0	11
B.Jackson	1	10	10.0	10
D.Lee	1	-1	-1.0	-1
Total	19	255	13.4	34

**INTERCEPTIONS**

NO	YDS	AVG	LG	TD
B.Chillar	1	9	9.0	9
M.Burnett	2	9	4.5	9
Total	2	9	4.5	9

**PUNTING**

NO	YDS	AVG	NET	TB	IN20	LG
T.Maschay	3	121	40.3	33.7	1	0
Total	3	121	40.3	33.7	1	0

**PUNT RETURNS**

NO	YDS	AVG	FC	LG	TD
T.Williams	3	22	7.3	9	0
Returns	3	22	7.3	9	0

**KICK RETURNS**

NO	YDS	AVG	FC	LG	TD
J.Nelson	2	61	30.5	0	34
Returns	2	61	30.5	0	34

**FUMBLES**

Fum	Lost	Rec	Yds	TD	FF	Rec	Opp	Out
J.Kuhn	1	0	0	0	0	0	0	0
J.Jones	1	0	0	0	0	0	0	0
B.Jackson	0	0	0	0	0	0	0	0
Total	2	0	0	0	0	0	0	0

**FGs - PATs**

Player	Attempts	Made	Blocked
A.Rodgers	0	0	0
T.Edwards	0	0	0
J.Nelson	1	1	0
Total	1	1	0

**NET YARDS**

Category	Yards
Rushing	124
Passing	102
Punting	121
Kickoffs	15
Out of play	0
Fumbles	0
Blocked kicks	0
Returned punts	22
Returned kicks	61
Total	325

**THIRD-DOWN EFFICIENCY**

Team	Attempts	Conversions	Percentage
Buffalo	4	1	25.0%
Green Bay	12	7	58.3%

**FOURTH-DOWN EFFICIENCY**

Team	Attempts	Conversions	Percentage
Buffalo	2	0	0.0%
Green Bay	2	2	100.0%

**TOTAL NET YARDS**

Team	Yards
Buffalo	124
Green Bay	325

**NET YARDS RUSHING**

Team	Yards
Buffalo	124
Green Bay	91

**Average gain per offensive play:**

- Buffalo: 3.9
- Green Bay: 6.2

**TOTAL FIRST DOWNS**

Team	By Rushing	By Passing	By Penalty	Total
Buffalo	9	4	4	17
Green Bay	14	9	1	24

**THIRD-DOWN EFFICIENCY**

Team	Attempts	Conversions	Percentage
Buffalo	4	1	25.0%
Green Bay	12	7	58.3%

**FOURTH-DOWN EFFICIENCY**

Team	Attempts	Conversions	Percentage
Buffalo	2	0	0.0%
Green Bay	2	2	100.0%

**TOTAL NET YARDS**

Team	Yards
Buffalo	124
Green Bay	325

**NET YARDS RUSHING**

Team	Yards
Buffalo	124
Green Bay	91

**Average gain per rushing play:**

- Buffalo: 3.9
- Green Bay: 6.2

**NET YARDS PASSING**

Team	Yards
Buffalo	0
Green Bay	102

**Tackles for a loss-number and yards**

Player	Number	Yards
A.Hawk	1	-1
B.Chillar	1	-1
N.Collins	1	-1
J.Jones	1	-1
Total	4	-4

**Times thrown - yards lost: to pass.**

Team	Times	Yards
Buffalo	18	-11
Green Bay	102	-255

**Gross yards passing:** 18-11-2, 29-19-0

**Avg gain per pass play:** 2.8, 8.8

**KICKOFFS Number-In EZ-Touchbacks** — 2-1-0, 7-1-0

**PUNTS Number and Average** — 5-46.4, 3-40.3

**Had Blocked** — 0, 0

# GREEN BAY 34, BUFFALO 7

**GREEN BAY, Wis. (AP)**—Aaron Rodgers already shouldered plenty of pressure with the Green Bay Packers before losing starting running back Ryan Grant to a season-ending ankle injury last week.

Rodgers is even picking up the slack in the running game, too.

Rodgers ran for a touchdown and threw for two more scores and didn't commit a turnover in Green Bay's 34-7 win over the Buffalo Bills on Sunday.

While Rodgers scrambled for 20 of Green Bay's 91 yards rushing, the rest of the running game was quiet. Starter Brandon Jackson gained 29 yards on 11 carries with one score and fullback John Kuhn added 36 yards on nine attempts.

The quarterback certainly has a lot more options by air and the Packers (2-0) appear ready to rely on that until they can figure out how to mount a significant attack again without Grant, their back-to-back 1,200-yard runner.

Jermichael Finley and Donald Driver caught four passes each, while Greg Jennings and James Jones added three more receptions apiece.

Buffalo (0-2) had 186 total yards, 20 more than in last week's loss to the Dolphins.

Packers linebacker Clay Matthews sacked Trent Edwards three times to give him six this season and Green Bay forced two interceptions.

Edwards finished 11 of 18 for 102 yards for a passer rating that was a 37, more than two points lower than if all 18 of his passes fell incomplete.

Marshawn Lynch and Fred Jackson didn't run the ball well. Rookie C.J. Spiller was sharp on special teams, but not a factor on offense. The Bills' top playmaking receiver—Lee Evans—didn't catch a pass and was only targeted one time, when he drew a pass interference call for an offense that just kept sputtering.

Buffalo didn't gain a yard in the first quarter and only looked in rhythm momentarily when Jackson scored on a 3-yard run to cap an 80-yard drive early in the second quarter to cut Green Bay's lead to 13-7.

In the second half, Edwards was picked off by Brandon Chillar in Bills' territory after receiver Steve Johnson couldn't haul in the ball.

Rodgers then threw a touchdown pass to Driver on third-and-goal from the 7 and scored again late in the third quarter with a 9-yard scramble that had his teammates laughing when he had a hard time leaping into the stands to celebrate with fans.

Rodgers capped his day by hitting Jones with a 30-yard TD pass to make it 34-7.

## STARTING LINEUPS

Buffalo Bills			Green Bay Packers				
	Offense	Defense		Offense	Defense		
WR	83 L.Evans	LDE	99 M.Stroud	WR	85 G.Jennings	LDE	79 R.Pickett
LT	77 D.Bell	RT	95 K.Williams	LT	76 C.Clifton	NT	90 B.Raji
LG	67 A.Levitre	RDE	98 D.Edwards	LG	73 D.Colleedge	RDE	77 C.Jenkins
C	63 G.Hangartner	SLB	90 C.Kelsay	C	61 S.Wells	LOLB	52 C.Matthews
RG	70 E.Wood	MLB	54 A.Dawson	RG	71 J.Stton	BLB	50 A.Hawk
RT	74 C.Green	WLB	56 K.Elvis	RT	65 M.Tauscher	MLB	56 M.Barnett
TE	88 J.Stupar	JLB	24 T.McGee	TE	88 J.Finley	ROLB	59 B.Jones
WR	11 R.Parrish	CB	24 T.McGee	WR	80 D.Driver	LOB	21 C.Woodson
QB	5						



CHICAGO (AP)—The Chicago Bears were going nowhere and hearing it from the crowd. Good thing the Green Bay Packers were intent on giving this one away.

This one certainly wasn't pretty, even if the Bears remained unbeaten and established themselves as NFC contenders. Robbie Gould kicked a 19-yard field goal with 4 seconds left after Brian Urlacher forced a fumble in the closing minutes, and Chicago took advantage of a Green Bay team-record 18 penalties to beat the Packers 20-17 on Monday night.

Packers receiver James Jones lost a fumble on a hit by Urlacher before Green Bay's Morgan Burnett was called for pass interference on Earl Bennett, setting up the winning kick.

Jay Cutler threw for 221 yards for the Bears, (3-0), who kept insisting they were contenders through a sloppy preseason and less-than-inspiring opening win over Detroit. Since then, they turned heads with a win at Dallas last week and opened some more eyes against Green Bay—with lots of help from the Packers.

Urlacher jarred the ball out of Jones' hands after he caught a pass from Aaron Rodgers near midfield. Tim Jennings recovered, giving Chicago the ball on the Packers 46 with 2:18 remaining.

Soon after, another penalty cost the Packers (2-1) in a big way. On second down at the 33, Cutler tried to hit Bennett deep along the right sideline and Burnett basically hammered him, wiping out an interception by Nick Collins and putting the ball at the 9. Three plays later, Chicago walked away with a wild win and the only undefeated record in the NFC.

Devin Hester delivered his first touchdown return in three years when he ran back a punt 62 yards in the fourth quarter, giving the Bears a short-lived 14-10 lead.

Rodgers threw for 316 yards and a touchdown and scored on a 3-yard run that gave the Packers 17-14 lead in the fourth quarter. Jermichael Finley had nine catches for 115 yards, but the sloppiness simply caught up with the Packers in the end.

Cutler completed 16 of 27 passes with a touchdown and an interception. Johnny Knox had four catches for 94 yards. Chicago held its longtime rival to 63 yards rushing, but the Bears had only 77, turning it into an air game for much of the night.

Hester had just put the Bears ahead in the opening seconds of the fourth quarter when the Packers responded with a 72-yard touchdown drive. A roughing-the-passer penalty on Henry Melton gave them a first down at the 3. Rodgers, who cramped up a few plays earlier, rolled to his right and lunged into the end zone, making it 17-14.

Then the Packers basically gave it away. Frank Zombo got called for a helmet-on-helmet hit against Cutler on the next drive that erased an interception by Nick Barnett. On second down, Collins got called for a late hit on Matt Forte after a 15-yard reception, putting the ball on the Packers 29.

Gould made a 25-yard field goal to tie it at 17 with 3:59 left.

**OFFICIALS** — Referee: Terry McAulay (77); Umpire: Paul King (121); Head Linesman: Greg Bradley (98); Line Judge: Mark Steinkarchner (84); Field Judge: Terry Brown (43); Side Judge: Michael Banks (72); Back Judge: Gregory Steed (12); Replay Official: Earnie Frantz

**STARTING LINEUPS**

Green Bay Packers		Chicago Bears	
Offense	Defense	Offense	Defense
WR 85 G.Jennings	LDE 79 R.Pickett	WR 13 J.Knox	LE 71 L.Idonile
LT 76 C.Clifton	NT 90 B.Raji	LT 68 F.Omyale	DT 75 M.Toeaina
LG 73 D.Collado	LOLB 52 C.Matthews	LG 63 R.Garza	NT 95 A.Adams
C 63 S.Wells	BLB 50 A.Hawk	C 57 O.Kreutz	RE 90 J.Peppers
RG 71 J.Stilton	MLB 56 N.Barnett	RG 60 L.Louis	WLB 55 L.Briggs
RT 65 M.Tauscher	ROLB 58 F.Zombo	RT 78 K.Shaffer	MLB 54 B.Urlacher
TE 88 J.Finley	LCB 21 C.Woodson	WR 80 E.Bennett	SLB 59 P.Toisiasmaa
WR 80 D.Driver	RCB 38 T.Williams	WR 23 D.Hester	LCB 35 Z.Bowman
QB 12 A.Rodgers	3CB 37 S.Shields	QB 6 J.Cutler	RCB 33 C.Tillman
RB 30 J.Kuhn	SS 36 N.Collins	RB 22 M.Forte	SS 38 D.Manning
FB 45 Q.Johnson	SS 42 M.Burnett	FB 29 C.Taylor	FB 46 C.Harris

**GREEN BAY SUBSTITUTIONS** — K 2 M.Crosby, P 8 T.Masthay, WR 16 B.Swain, CB 24 J.Bush, WR 16 B.Swain, CB 28 B.Underwood, S 29 D.Martin, RB 32 B.Jackson, FB 35 K.Hall, LB 51 B.Poppinga, LB 54 B.Chillar, LB 55 D.Bishop, LB 61 B.Goode, C/G 72 J.Spitz, T/G 75 B.Bulaga, DE 77 C.Jenkins, TE 81 A.Quarless, TE 83 T.Crabbree, TE 86 D.Lee, WR 87 J.Nelson, WR 89 J.Jones, DE 94 J.Wynn, DE 98 C.Wilson, **DID NOT PLAY** — QB 10 M.Flynn.

**INACTIVES** — CB 22 P.Lee, RB 23 D.Nance, S 26 C.Peprah, LB 59 B.Jones, G 67 N.McDonald, T/G 70 T.Lang, G/T 74 M.Newhouse, DE 96 M.Neal.

M.Crosby (38) 37B

49WR (25) (19)

Team	Qtr	Time	Play	Description (Extra Point) (Drive Info)	Visitor	Home
Packers	1	4:26	G.Jennings 7 yd. pass from A.Rodgers (M.Crosby kick) (6-60, 3:56)	7	0	0
Packers	2	4:41	M.Crosby 38 yd. Field Goal (14-73, 7:47)	10	0	0
Bears	2	0:26	G.Olsen 9 yd. pass from J.Cutler (R.Gould kick) (4-44, 1:24)	10	7	0
Bears	4	14:39	D.Hester 62 yd. punt return (R.Gould kick)	10	14	0
Packers	4	6:52	A.Rodgers 3 yd. run (M.Crosby kick) (12-72, 7:47)	17	14	0
Bears	4	3:59	R.Gould 25 yd. Field Goal (7-67, 2:53)	17	17	0
Bears	4	0:04	R.Gould 19 yd. Field Goal (7-45, 2:14)	17	20	0

**GREEN BAY DEFENSIVE STATISTICS (official)**

UT	A	TFL	IT	Sck	QBH	FF	FR	Int	PD
T.Williams	5	2	0	7	0-0	0	0	0-0	1
A.Hawk	4	1	2	5	0-0	1	1	0	0
C.Woodson	3	2	0	5	0-0	5	0	0-0	0
C.Matthews	4	0	0	4	0-0	0	0	0-0	0
M.Burnett	4	0	0	4	0-0	0	0	0-0	0
N.Collins	3	1	1	4	1-0	2	0	0-0	0
F.Zombo	1	2	0	3	0-0	0	0	0-0	0
B.Chillar	1	2	0	3	0-0	0	0	0-0	0
<b>Totals</b>	<b>34</b>	<b>14</b>	<b>5</b>	<b>48</b>	<b>3-22</b>	<b>14</b>	<b>1</b>	<b>0</b>	<b>1-15</b>

Green Bay Packers										Chicago Bears										
RUSHING	ATT	YDS	AVG	LG	TD	RUSHING	ATT	YDS	AVG	LG	TD	PASSING	ATT	CMP	YDS	SKYD	TD	LG	IN	RT
J.Kuhn	6	31	5.2	18	0	J.Cutler	3	37	12.3	16	0	A.Rodgers	45	34	316	0/0	1	28	1	92.5
A.Rodgers	2	20	10.0	17	1	M.Forte	11	29	2.6	12	0	Total	45	34	316	0/0	1	28	1	92.5
B.Jackson	7	12	1.7	11	0	C.Taylor	3	9	3.0	6	0	J.Knox	1	2	2.0	2	2	0	0	0
Total	15	63	4.2	18	1	Total	18	77	4.3	16	0	Total	27	16	221	3/22	1	35	1	82.5

Green Bay Packers										Chicago Bears									
PASS RECEIVING	NO	YDS	AVG	LG	TD	PASS RECEIVING	NO	YDS	AVG	LG	TD	INTERCEPTIONS	NO	YDS	AVG	FC	LG	TD	
J.Finley	9	115	12.8	28	0	G.Olsen	5	64	12.8	21	1	D.Martin	1	15	15.0	15	0	0	
D.Driver	9	61	6.8	11	0	J.Knox	4	94	23.5	35	0	L.Briggs	1	1	1.0	1	0	0	
J.Jones	5	55	11.0	18	0	E.Bennett	3	21	7.0	8	0	Total	1	1	1.0	1	0		
B.Jackson	4	27	6.8	10	0	M.Forte	3	94	31.3	44	0	Total	2	97	48.5	43.5	0	1	
J.Nelson	3	20	6.7	8	0	D.Hester	2	14	7.0	16	0	Total	2	97	48.5	43.5	0	1	
J.Kuhn	2	20	10.0	10	0	D.Clark	1	12	12.0	12	0	Total	16	221	13.8	35	1		
G.Jennings	2	18	9.0	11	1	Total	16	221	13.8	35	1	Total	3	93	31.0	0	62t		
Total	34	316	9.3	28	1	Total	34	316	9.3	28	1	Total	3	93	31.0	0	62t		

Green Bay Packers										Chicago Bears									
PUNTING	NO	YDS	AVG	NET	TB	IN20	LG	TD	PUNTING	NO	YDS	AVG	NET	TB	IN20	LG	TD		
T.Masthay	3	150	50.0	19.0	0	0	58	0	B.Maynard	2	97	48.5	43.5	0	1	49	0		
Total	3	150	50.0	19.0	0	0	58	0	Total	2	97	48.5	43.5	0	1	49	0		

Green Bay Packers										Chicago Bears									
PUNT RETURNS	NO	YDS	AVG	FC	LG	TD	PUNT RETURNS	NO	YDS	AVG	FC	LG	TD						
T.Williams	1	10	10.0	0	10	0	D.Hester	3	93	31.0	0	62t	1						
(out/bnds)	1	0	0.0	0	0	0	Returns	3	93	31.0	0	62t	1						
Returns	1	10	10.0	0	10	0	KICK RETURNS	NO	YDS	AVG	FC	LG	TD						
J.Nelson	5	97	19.4	0	40	0	J.Knox	2	47	23.5	0	25	0						
Returns	5	97	19.4	0	40	0	D.Manning	1	44	44.0	0	44	0						
(out/bnds)	1	0	0.0	1	0	0	(out/bnds)	1	0	0.0	0	0	0						
Returns	1	0	0.0	1	0	0	Returns	1	0	0.0	0	44	0						

Green Bay Packers										Chicago Bears									
FUMBLES	Fum	Lost	Rec	Yds	TD	FF	Rec	Yds	TDBds	FUMBLES	Fum	Lost	Rec	Yds	TD	FF	Rec	Yds	TDBds
J.Jones	1	0	0	0	0	0	0	0	0	G.Olsen	1	0	0	0	0	0	0	0	0
C.Woodson	1	0	0	0	1	0	0	0	0	B.Urlacher	0	0	0	0	0	0	0	0	0
Total	1	1	0	0	1	0	0	0	0	T.Jennings	0	0	0	0	0	0	0	0	0

Green Bay Packers										Chicago Bears										
TOTAL FIRST DOWNS	By Rushing	By Passing	By Penalty	THIRD-DOWN EFFICIENCY	FOURTH-DOWN EFFICIENCY	TOTAL NET YARDS	Total Offensive Plays	Average gain per offensive play	NET YARDS RUSHING	Total Rushing Plays	Average gain per rushing play	Tackles for a loss-number and yards	NET YARDS PASSING	Times thrown - yards lost att. to pass	Gross yards passing	PASS ATT-COMP-INT	Avg gain per pass play	KICKOFFS Number-In EZ-Touchbacks	PUNTS Number and Average	Had Blocked
21	16	4	1	41-40%	0-0-0%	379	60	6.3	63	77	4.2	3-6	316	3-22	316	45-34-1	7.0	4-2-0	3-50.0	0
18	11	5	2	3-9-33%	0-1-0%	276	48	5.8	77	18	4.3	2-9	199	0-0	199	27-16-1	6.6	5-1-0	2-48.5	0

Green Bay Packers										Chicago Bears										
FGS - PATS	had blocked	Net Punting Average	TOTAL RETURN YARDS (not inc. kickoffs)	No. and Yards Punt Returns	No. and Yards Kickoff Returns	No. and Yards Interception Returns	PENALTIES Number and Yards	FUMBLES Number and Lost	TOUCHDOWNS	Rushing	Passing	Punt Returns	EXTRA POINTS Made-Attempts	Kicking Made-Attempts	FIELD GOALS Made-Attempts	RED-ZONE EFFICIENCY	GOAL-TO-GO EFFICIENCY	SAFETIES	FINAL SCORE	TIME OF POSSESSION
0-0	1-0	19.0	43.5	25	94	3-91	1-15	1-1	2	1	1	2-2	2-2	2-2	2-3	1-4-25%	0-2-0%	17	20	24:11

# GREEN BAY 28, DETROIT 26

# Lambeau Field, Sunday, Oct. 3, 2010. Attendance: 70,729. Time: 3:03. Weather: S2° F. Humidity: 61 percent. Wind: NW 8 mph. GAME 4

GREEN BAY, Wis. (AP)—As far as Aaron Rodgers is concerned, the Green Bay Packers offense is at its best when using multiple-receiver shotgun formations to spread out opposing defenses.

So when the offense went scoreless in the second half and the Packers barely held on for a 28-26 victory over Detroit on Sunday, Rodgers saw his team not playing to its main strength.

Rodgers chose his words deliberately but diplomatically, making his point without directly challenging his coaches. It was another sign that the Packers remain unsatisfied with what they've shown the rest of the NFL so far this season. Despite their 3-1 start, they're a team with Super Bowl aspirations that has yet to prove it can play like one of the league's elite for a full game.

Rodgers threw for 161 yards and three touchdowns. But he also threw a pair of interceptions for the Packers, who were coming off a sloppy performance in a loss at Chicago on Monday night.

If Sunday's game didn't feel like a satisfying win for Green Bay, it also didn't feel like anything approaching a moral victory for Detroit (0-4). It was the franchise's 20th straight loss to the Packers in Wisconsin, a streak that began in 1992 and includes a playoff loss.

The Lions showed that they're more dangerous than they have been in the recent past, but it still wasn't enough to win. The Packers appeared ready to rout the Lions when Charles Woodson returned an interception 48 yards for a touchdown and a 28-14 lead early in the third quarter.

But the Packers' offense went silent in the second half while the Lions rallied for four straight Jason Hanson field goals to cut the lead to two points. Had the Lions been able to finish any of those drives with a touchdown instead of a field goal, they might be celebrating a victory.

A last drive by the Packers ran out the final 6:32 of the clock as Green Bay rediscovered its running game at the best possible moment. Detroit again was without injured quarterback Matthew Stafford, but backup Shaun Hill looked poised under center. He threw for 331 yards and two touchdowns to Calvin Johnson, helping to make the game close despite the Lions committing 13 penalties.

**OFFICIALS** — Referee: Mike Carey (94); Umpire: Richard Hall (49); Head Linesman: Dana McKenzie (8); Line Judge: Tim Podraza (47); Field Judge: Buddy Horton (82); Side Judge: Laird Hayes (125); Back Judge: Kirk Dorman (6); Replay Official: Tommy Moore

### STARTING LINEUPS

Detroit Lions		Green Bay Packers	
Offense	Defense	Offense	Defense
WR 89 B.Johnson	LE 92 C.Avril	WR 85 G.Jennings	LDE 79 R.Pickett
RB 80 W.Heller	DT 90 N.Suh	TE 81 A.Quarless	NT 70 B.Raji
LT 76 J.Backus	DT 99 C.Williams	LT 76 C.Clifton	LDE 52 C.Mathews
LG 67 R.Sims	RE 93 K.Vanden Bosch	LG 73 D.Cole	BLB 50 A.Hawk
C 57 D.Raida	OLB 94 Z.Folett	C 63 S.Wells	MLB 56 N.Barnett
RG 66 S.Peterman	MLB 55 L.Johnson	RT 71 J.Stilton	ROLB 58 F.Zombo
RT 77 G.Cherilus	OLB 98 J.Petersen	LG 65 M.Tauscher	LGB 21 C.Woodson
TE 84 B.Pettigrew	LGB 23 C.Houston	TE 88 J.Finley	RGB 38 T.Williams
WR 81 C.Johnson	RGB 24 J.Wade	WR 80 D.Driver	COB 24 J.Bush
QB 14 Sh.Hill	SS 39 C.Brown	QB 12 A.Rodgers	SS 42 M.Burnett
RB 44 J.Best	FS 26 D.Delmas	RB 32 B.Jackson	FS 36 N.Collins

**GREEN BAY SUBSTITUTIONS** — K 2 M.Crosby, P 8 T.Masthay, WR 16 B.Swain, CB 22 P.Lee, RB 23 D.Nance, CB 28 B.Underwood, S 29 D.Martin, RB 30 J.Kuhm, FB 35 K.Hall, LB 51 D.Bishop, LB 59 B.Jones, LB 61 B.Gooide, C/G 72 J.Spitz, T/G 75 B.Bulaga, DE 77 C.Grabitze, TE 83 T.Crabtree, RB 86 D.Lee, WR 87 J.Nelson, WR 89 J.Jones, DE 96 M.Neal, DE 98 J.Wilson, **DID NOT PLAY** — QB 10 M.Flynn, LB 13 M.Flynn, LB 26 C.Pepah, CB 37 S.Shields, FB 45 Q.Johnson, LB 54 B.Chillar, G 67 M.McDonald, T/G 70 T.Lang, G/T 74 M.Newhouse, DE 94 J.Wynn.

**FIELD GOALS (made / & missed)**

Qtr	Time	Player	Yards	Result	OT	Total
1	12:40	D.Driver	29	Y	4	28
2	10:05	J.Finley	13	Y	6	28
3	14:34	C.Woodson	48	Y	0	28

Team	Qtr	Time	Play	Description (Extra Point)	(Drive Info)	Home
Packers	1	12:40	D.Driver	29 yd. pass from A.Rodgers	(M.Crosby kick) (4-55, 2:20)	0
Lions	2	14:14	C.Johnson	23 yd. pass from Sh.Hill	(J.Hanson kick) (8-63, 4:15)	7
Packers	2	10:05	J.Finley	13 yd. pass from A.Rodgers	(M.Crosby kick) (3-12, 1:34)	7
Packers	2	6:48	G.Jennings	17 yd. pass from A.Rodgers	(M.Crosby kick) (4-68, 1:32)	7
Lions	3	0:08	C.Johnson	21 yd. pass from Sh.Hill	(J.Hanson kick) (13-80, 6:40)	14
Packers	3	14:34	C.Woodson	48 yd. interception return	(M.Crosby kick)	14
Lions	3	9:26	J.Hanson	39 yd. Field Goal	(12-48, 5:08)	17
Lions	3	1:43	J.Hanson	52 yd. Field Goal	(9-59, 4:21)	20
Lions	4	13:35	J.Hanson	49 yd. Field Goal	(6-27, 1:33)	23
Lions	4	11:51	J.Hanson	24 yd. Field Goal	(6-12, 1:39)	26

**GREEN BAY DEFENSIVE STATISTICS (official)**

UT	A	Tel	LT	Sk	QB	FF	FR	Int	PD
11	3	0	14	0-0	0	0	0	0-0	0
12	0	12	0-0	0	0	0	0	0-0	3
19	3	0	12	0-0	0	0	0	0-0	0
4	2	1	6	0-0	0	0	0	0-0	0
3	2	0	5	0-0	0	0	0	0-0	0
3	1	2	4	1-4	1	0	0	0-0	0
3	1	0	4	0-0	0	0	0	0-0	0
3	0	3	0-0	0	0	0	0	0-0	0
3	0	1	3	1-10	2	0	0	0-0	1
<b>Totals</b>	<b>57</b>	<b>19</b>	<b>4</b>	<b>76</b>	<b>3-23</b>	<b>4</b>	<b>1</b>	<b>2-60</b>	<b>11</b>

Detroit Lions		Green Bay Packers	
Team	Qtr	Time	Play
Packers	1	12:40	D.Driver
Lions	2	14:14	C.Johnson
Packers	2	10:05	J.Finley
Packers	2	6:48	G.Jennings
Lions	3	0:08	C.Johnson
Packers	3	14:34	C.Woodson
Lions	3	9:26	J.Hanson
Lions	3	1:43	J.Hanson
Lions	4	13:35	J.Hanson
Lions	4	11:51	J.Hanson

Team	Qtr	Time	Play	Description
Packers	1	12:40	D.Driver	29 yd. pass from A.Rodgers
Lions	2	14:14	C.Johnson	23 yd. pass from Sh.Hill
Packers	2	10:05	J.Finley	13 yd. pass from A.Rodgers
Packers	2	6:48	G.Jennings	17 yd. pass from A.Rodgers
Lions	3	0:08	C.Johnson	21 yd. pass from Sh.Hill
Packers	3	14:34	C.Woodson	48 yd. interception return
Lions	3	9:26	J.Hanson	39 yd. Field Goal
Lions	3	1:43	J.Hanson	52 yd. Field Goal
Lions	4	13:35	J.Hanson	49 yd. Field Goal
Lions	4	11:51	J.Hanson	24 yd. Field Goal

Team	Yds	Att	Comp	Int	Sk	TD
Sh.Hill	4	53	13	3	0	0
J.Kuhm	12	50	4	2	0	0
B.Jackson	3	12	4	0	0	0
K.Smith	1	6	0	0	0	0
J.Felton	1	2	0	0	0	0
C.Johnson	21	123	59	4	0	0
<b>Total</b>	<b>54</b>	<b>34</b>	<b>331</b>	<b>25</b>	<b>2</b>	<b>77</b>

Team	Yds	Att	Comp	Int	Sk	TD
J.Pettigrew	8	91	11	4	0	0
C.Johnson	6	86	14	3	2	2
T.Scheffler	6	63	10	5	0	0
D.Jennings	5	34	6	8	15	0
J.Best	4	22	5	9	0	0
K.Smith	3	23	7	7	16	0
B.Johnson	2	12	6	0	7	0
J.Felton	34	331	97	25	2	2
<b>Total</b>	<b>67</b>	<b>335</b>	<b>280</b>	<b>0</b>	<b>1</b>	<b>43</b>

Team	Yds	Att	Comp	Int	Sk	TD
M.Harris	2	67	33	5	4	3
Total	2	67	33	5	4	3

Team	Yds	Att	Comp	Int	Sk	TD
S.Logan	1	15	1	0	15	0
Out (f/back)	1	0	0	0	0	0
Returns	4	98	24	5	0	0
<b>Total</b>	<b>6</b>	<b>33</b>	<b>28</b>	<b>0</b>	<b>1</b>	<b>43</b>

Team	Yds	Att	Comp	Int	Sk	TD
J.Nelson	2	2	0	0	0	0
M.Neal	0	0	0	0	0	0
R.Pickett	0	0	0	0	0	0
Returns	7	124	17	0	24	0
<b>Total</b>	<b>9</b>	<b>124</b>	<b>17</b>	<b>0</b>	<b>24</b>	<b>0</b>

Team	Yds	Att	Comp	Int	Sk	TD
J.Nelson	2	2	0	0	0	0
M.Neal	0	0	0	0	0	0
R.Pickett	0	0	0	0	0	0
Returns	7	124	17	0	24	0
<b>Total</b>	<b>9</b>	<b>124</b>	<b>17</b>	<b>0</b>	<b>24</b>	<b>0</b>

Team	Yds	Att	Comp	Int	Sk	TD
J.Nelson	2	2	0	0	0	0
M.Neal	0	0	0	0	0	0
R.Pickett	0	0	0	0	0	0
Returns	7	124	17	0	24	0
<b>Total</b>	<b>9</b>	<b>124</b>	<b>17</b>	<b>0</b>	<b>24</b>	<b>0</b>

Team	Yds	Att	Comp	Int	Sk	TD
J.Nelson	2	2	0	0	0	0
M.Neal	0	0	0	0	0	0
R.Pickett	0	0	0	0	0	0
Returns	7	124	17	0	24	0
<b>Total</b>	<b>9</b>	<b>124</b>	<b>17</b>	<b>0</b>	<b>24</b>	<b>0</b>

Team	Yds	Att	Comp	Int	Sk	TD
J.Nelson	2	2	0	0	0	0
M.Neal	0	0	0	0	0	0
R.Pickett	0	0	0	0	0	0
Returns	7	124	17	0	24	0
<b>Total</b>	<b>9</b>	<b>124</b>	<b>17</b>	<b>0</b>	<b>24</b>	<b>0</b>

Team	Yds	Att	Comp	Int	Sk	TD
J.Nelson	2	2	0	0	0	0
M.Neal	0	0	0	0	0	0
R.Pickett	0	0	0	0	0	0
Returns	7	124	17	0	24	0
<b>Total</b>	<b>9</b>	<b>124</b>	<b>17</b>	<b>0</b>	<b>24</b>	<b>0</b>

Team	Yds	Att	Comp	Int	Sk	TD
J.Nelson	2	2	0	0	0	0
M.Neal	0	0	0	0	0	0
R.Pickett	0	0	0	0	0	0
Returns	7	124	17	0	24	0
<b>Total</b>	<b>9</b>	<b>124</b>	<b>17</b>	<b>0</b>	<b>24</b>	<b>0</b>

Team	Yds	Att	Comp	Int	Sk	TD
J.Nelson	2	2	0	0	0	0
M.Neal	0	0	0	0	0	0
R.Pickett	0	0	0	0	0	0
Returns	7	124	17	0	24	0
<b>Total</b>	<b>9</b>	<b>124</b>	<b>17</b>	<b>0</b>	<b>24</b>	<b>0</b>

Team	Yds	Att	Comp	Int	Sk	TD
J.Nelson	2	2	0	0	0	0
M.Neal	0	0	0	0	0	0
R.Pickett	0	0	0	0	0	0
Returns	7	124	17	0	24	0
<b>Total</b>	<b>9</b>	<b>124</b>	<b>17</b>	<b>0</b>	<b>24</b>	<b>0</b>

Team	Yds	Att	Comp	Int	Sk	TD
J.Nelson	2	2	0	0	0	0
M.Neal	0	0	0	0	0	0
R.Pickett	0	0	0	0	0	0
Returns	7	124	17	0	24	0
<b>Total</b>	<b>9</b>	<b>124</b>	<b>17</b>	<b>0</b>	<b>24</b>	<b>0</b>

Team	Yds	Att	Comp	Int	Sk	TD
J.Nelson	2	2	0	0	0	0
M.Neal	0	0	0	0	0	0
R.Pickett	0	0	0	0	0	0
Returns	7	124	17	0	24	0
<b>Total</b>	<b>9</b>	<b>124</b>	<b>17</b>	<b>0</b>	<b>24</b>	<b>0</b>

Team	Yds	Att	Comp	Int	Sk	TD
J.Nelson	2	2	0	0	0	0

# WASHINGTON 16, GREEN BAY 13 (OT)

FedExField, Sunday, Oct. 10, 2010. Attendance: 87,760. Time: 3:35. Weather: 72° F, Humidity: 46 percent, Wind: calm. GAME 5

LANDOVER, Md. (AP)—There are plenty of places to point when trying to figure out why the Washington Redskins are 3-2.

There's stability provided by new quarterback Donovan McNabb. There's the turnover-producing and suddenly points-string defense, led by safety LaRon Landry. There's also been help from injuries to opponents' key players.

In the home locker room after Washington's 16-13 overtime victory over the Green Bay Packers on Sunday, the Redskins uniformly pointed to one significant explanation for their success so far in 2010: coach Mike Shanahan.

For the fourth time in five weeks, Washington's game came down to the final play. On Sunday, it was Graham Gano's 33-yard field goal 6:54 into the extra period that made the difference, set up by Landry's diving interception of Aaron Rodgers at Green Bay's 39-yard line.

Rodgers sustained a concussion, the Packers said after the game, and it appeared to happen on that last play for their offense.

The Redskins trailed 13-3 entering the third quarter. They were outgained 209 yards to 24 in the first quarter. Seven of their first eight possessions ended in punts. Even once they made it 13-all on Gano's 45-yard kick with 1:07 left in regulation, the Redskins had to weather a Packers drive that ended with Mason Crosby hitting the left upright from 53 yards with 1 second left.

Under Shanahan's predecessor as head coach—Jim Zorn—and with McNabb's predecessor at starting quarterback—Jason Campbell—the Redskins went 4-12 last season.

Two of Washington's games this season have gone to overtime—including a 30-27 loss to Houston in Week 2—and two ended on passes thrown into the end zone by the opponent on the last play of regulation—including a 17-12 victory at Philadelphia last weekend.

The Packers (3-2), meanwhile, are dealing with a long list of injuries.

By game's end, linebacker Clay Matthews was on the sideline, wearing a green Packers wool cap instead of a helmet, ice strapped to his injured left hamstring. Tight end Jeremiah Finley was leaning on a pair of metal crutches, keeping weight off his hurt knee.

Green Bay also had tight end Donald Lee (shoulder), defensive lineman Ryan Pickett (ankle), and safety Derrick Martin (knee) leave.

The Packers stumbled on one big sequence early: Already ahead 7-0 early in the second quarter, they had second-and-goal at Washington's 1 and came away with nothing. Rodgers' fourth-down pass to tight end Andrew Quarless was broken up in the end zone.

Later, Washington's defense—a 3-4 scheme that ranks last in the NFL in yards allowed—was stuffing the Packers repeatedly. Green Bay's last seven possessions resulted in four punts, two missed field goals and Rodgers' interception.

**OFFICIALS** — Referee: Gene Sieratore (114); Umpire: Butch Hannah (40); Head Linesman: Jerry Bergman (91); Line Judge: Ron Marinucci (107); Field Judge: Bob Waggoner (25); Side Judge: Mike Weatherford (116); Back Judge: Dino Paganelli (105); Replay Official: Paul Weidner

**STARTING LINEUPS**

**Green Bay Packers**

**Offense**  
 WR 85 G.Jennings  
 LT 76 C.Clifton  
 LG 73 D.Colelage  
 C 63 S.Wells  
 RB 71 J.Stonon  
 RT 75 B.Bulaga  
 TE 88 J.Finley  
 WR 80 D.Driver  
 QB 12 A.Rodgers  
 RB 32 B.Jackson  
 TE 86 D.Lee

**Defense**  
 LDE 79 R.Pickett  
 NT 90 B.Raji  
 OLB 52 C.Matthews  
 MLB 55 A.Hawk  
 OLB 59 B.Jones  
 OLB 21 C.Woodson  
 OLB 38 T.Williams  
 OLB 22 P.Lee  
 SS 26 C.Peprah  
 FS 36 N.Collins

**Washington Redskins**

**Offense**  
 WR 13 A.Armstrong  
 LT 71 T.Williams  
 LG 78 K.Lichtensteiger  
 C 61 C.Rabach  
 RB 77 J.Brown  
 TE 47 C.Cooly  
 WR 89 S.Moss  
 QB 5 D.McNabb  
 TE 45 M.Sellers  
 RB 46 R.Torain

**Defense**  
 LDE 94 A.Carriger  
 NT 96 M.Kemoatuu  
 OLB 64 K.Goislon  
 OLB 97 L.Alexander  
 ILB 59 L.Fletcher  
 ILB 52 R.McIntosh  
 OLB 98 B.Orakpo  
 OLB 23 D.Hall  
 OLB 22 C.Rogers  
 SS 30 L.Landry  
 FS 41 K.Moore

**GREEN BAY SUBSTITUTIONS** — K 2 M.Crosby, P 8 T.Mashtay, WR 16 B.Swain, WR 23 D.Nance, CB 24 J.Bush, CB 28 B.Underwood, S 29 D.Martin, RB 30 J.Kuhn, FB 35 K.Hall, LB 51 B.Poppinga, LB 53 M.Simpkins, LB 58 F.Zombo, LS 61 B.Goode, LG 70 T.Lang, CG 72 J.Spitz, DE 77 C.Jenkins, TE 81 A.Quarless, TE 83 T.Cabtree, WR 87 J.Nelson, WR 89 J.Jones, DE 96 M.Neal, DE 98 C.Wilson. **DID NOT PLAY** — QB 10 M.Flynn.

**INACTIVES** — CB 37 S.Shields, FB 45 Q.Johnson, LB 54 B.Chillar, LB 56 N.Barnett, T 65 M.Tauscher, G 67 N.McDonald, GT 74 M.Mewhouse, DE 94 J.Wynn.

**FIELD GOALS (made, ( ) & missed)**  
 G.Gano (26) 51WR (45) (33)

**VISITOR:**  
 HOME: Green Bay Packers  
 Washington Redskins

**Qtr Time** **Play Description (Extra Point) (Drive Info)**

1 8:59 D.Lee 5 yd. pass from A.Rodgers (M.Crosby kick) (6-30, 3:18).....7 0 0  
 2 0:13 M.Crosby 52 yd. Field Goal (4-1, 1:26).....10 0 3  
 3 0:13 G.Gano 26 yd. Field Goal (12-78, 3:58).....10 3 3  
 4 11:35 M.Crosby 36 yd. Field Goal (9-70, 4:21).....13 10 3  
 5 8:06 A.Armstrong 48 yd. pass from D.McNabb (G.Gano kick) (2-60, 0:36).....13 13 13  
 G.Gano 45 yd. Field Goal (7-53, 2:51).....13 13 13  
 G.Gano 33 yd. Field Goal (6-24, 3:24).....13 16 16

**GREEN BAY DEFENSIVE STATISTICS (official)**

UT A TEL IT Sck QBH FE ER Int PD UT A TEL IT Sck QBH FE ER Int PD

10 3 1 13 1-8 3 0 0 0-0 1 C.Peprah 2 1 0 3 0-0 0 0 0-0 1 P.Lee 2 1 0 3 0-0 0 0 0-0 2 N.Collins 5 1 2 6 1-5 5 6 0 0-0 1 F.Zombo 3 3 0 6 0-0 4 0 0-0 0 C.Jenkins 3 3 2 6 5-3 1 0 0 0-0 0 T.Williams 5 0 1 5 1-9 0 0 0 0-0 0 Totals 47 26 7 73 5-35 19 0 0 1-64 8 2 3 1 5 1-9 1 0 0 0-0 0

**GREEN BAY DEFENSIVE STATISTICS (official)**

UT A TEL IT Sck QBH FE ER Int PD

10 3 1 13 1-8 3 0 0 0-0 1 C.Peprah 2 1 0 3 0-0 0 0 0-0 1 P.Lee 2 1 0 3 0-0 0 0 0-0 2 N.Collins 5 1 2 6 1-5 5 6 0 0-0 1 F.Zombo 3 3 0 6 0-0 4 0 0-0 0 C.Jenkins 3 3 2 6 5-3 1 0 0 0-0 0 T.Williams 5 0 1 5 1-9 0 0 0 0-0 0 Totals 47 26 7 73 5-35 19 0 0 1-64 8 2 3 1 5 1-9 1 0 0 0-0 0

## Green Bay Packers

**RUSHING**  
 B.Jackson 10 115 11.5 71 0  
 A.Rodgers 4 30 7.5 15 0  
 J.Kuhn 3 12 4.0 7 0  
 Total 17 157 9.2 71 0

**PASSING**  
 A.Rodgers 46 27 293 4/23 1 35 1 75.7  
 Total 46 27 293 4/23 1 35 1 75.7

**PASS RECEIVING**  
 B.Jackson 5 25 5.0 12 0  
 J.Jones 4 65 16.3 35 0  
 D.Driver 4 58 14.5 34 0  
 A.Quarless 4 51 12.8 21 0  
 J.Nelson 3 42 14.0 25 0  
 G.Jennings 2 22 11.0 14 1  
 D.Lee 2 22 11.0 17 1  
 J.Kuhn 2 5 2.5 4 0  
 T.Crabtree 1 3 3.0 3 0  
 Total 27 293 10.9 35 1

**INTERCEPTIONS**  
 T.Williams 1 64 64.0 64 0  
 Total 1 64 64.0 64 0

**PUNTING**  
 T.Mashtay 6 284 47.3 36.2 1 1 57  
 Total 6 284 47.3 36.2 1 1 57

**PUNT RETURNS**  
 T.Williams 5 75 15.0 2 52 0  
 (out/bnds) 1 0 0.0 0 0 0  
 Returns 5 75 15.0 2 52 0

**KICK RETURNS**  
 J.Nelson 2 35 17.5 0 23 0  
 P.Lee 2 33 16.5 0 26 0  
 M.Simpkins 1 0 0.0 0 26 0  
 Returns 5 68 13.6 0 26 0

**FUMBLES**  
 D.Lee 1 1 0 0 0 0 0 0 0 0  
 Total 1 1 0 0 0 0 0 0 0 0

**Own**  
 Fum Lost Rec Yds TD FF Rec Yds TD Bbs

**Opp**  
 Fum Lost Rec Yds TD FF Rec Yds TD Bbs

**Home**  
 Redskins

**Visitor**  
 Packers

**TOTAL FIRST DOWNS**  
 By Rushing.....4 3  
 By Passing.....13 13  
 By Penalty.....0 5  
 THIRD-DOWN EFFICIENCY.....2-13=15% 5-17=29%  
 FOURTH-DOWN EFFICIENCY.....0-1=0% 0-1=0%  
 TOTAL NET YARDS.....427 373  
 Total Offensive Plays.....67 75  
 Average gain per offensive play.....6.4 5.0  
 NET YARDS RUSHING.....157 51  
 Total Rushing Plays.....17 21  
 Average gain per rushing play.....9.2 2.4  
 Tackles for a loss-number and yards.....1-4 3-7

**NET YARDS PASSING**  
 Times thrown - yards lost att. to pass.....4/23 5/35  
 Gross yards passing.....293 357  
 PASS ATT-COMP-INT.....46-27-1 49-26-1  
 Avg gain per pass play.....5.4 6.0  
 KICKOFFS Number-In EZ-Touchbacks.....4-0-0 5-2-0  
 PUNTS Number and Average.....6-47.3 8-44.6  
 Head Blocked.....0 0

## Washington Redskins

**RUSHING**  
 R.Torain 16 40 2.5 8 0  
 D.McNabb 4 10 2.5 5 0  
 K.Williams 1 1 1.0 1 0  
 Total 21 51 2.4 8 0

**PASSING**  
 D.McNabb 49 26 357 5/35 1 52 1 75.0  
 Total 49 26 357 5/35 1 52 1 75.0

**PASS RECEIVING**  
 S.Moss 7 118 16.9 52 0  
 C.Cooly 7 67 9.6 30 0  
 R.Torain 4 27 6.8 11 0  
 A.Armstrong 3 84 28.0 48 1  
 J.Galloway 3 28 9.3 12 0  
 M.Sellers 1 22 22.0 22 0  
 K.Williams 1 9 9.0 9 0

**INTERCEPTIONS**  
 L.Landry 1 0 0.0 0 0  
 Total 1 0 0.0 0 0

**PUNTING**  
 H.Smith 8 357 44.6 35.3 0 5 52  
 Total 8 357 44.6 35.3 0 5 52

**PUNT RETURNS**  
 B.Banks 3 47 15.7 1 30 0  
 (downed) 1 0 0.0 0 0 0  
 ("back) 1 0 0.0 0 0 0  
 Returns 3 47 15.7 1 30 0

**KICK RETURNS**  
 B.Banks 2 33 16.5 0 17 0  
 C.Simpson 1 27 27.0 0 27 0  
 B.Westbrook 1 6 6.0 0 6 0  
 Returns 4 66 16.5 0 27 0

**FUMBLES**  
 D.McNabb 1 0 0 0 0 0 0 0  
 L.Landry 0 0 0 0 0 0 0 0  
 K.Moore 0 0 0 0 0 0 0 0  
 Total 1 0 0 0 0 0 0 0

**Own**  
 Fum Lost Rec Yds TD FF Rec Yds TD Bbs

**Opp**  
 Fum Lost Rec Yds TD FF Rec Yds TD Bbs

**Home**  
 Redskins

**Visitor**  
 Packers

**FGs - PATs had blocked**  
 Net Punting Average.....36.2 35.3  
 TOTAL RETURN YARDS (not inc. kickoffs) 139 47  
 No. and Yards Punt Returns.....5-75 3-47  
 No. and Yards Kickoff Returns.....5-68 4-66  
 No. and Yards Interception Returns.....1-64 1-0  
**PENALTIES Number and Yards**  
**FUMBLES Number and Lost**  
**TOUCHDOWNS**  
 Rushing.....0 0  
 Passing.....1-1 1-1  
 Kicking Made-Attempts.....1-1 3-4  
**EXTRA POINTS Made-Attempts**  
**FIELD GOALS Made-Attempts**  
**RED-ZONE EFFICIENCY**  
**GOAL-TO-GO EFFICIENCY**  
**SAFETIES**  
**FINAL SCORE**  
**TIME OF POSSESSION**



# MIAMI 23, GREEN BAY 20 (OT)

Lambeau Field, Sunday, Oct. 17, 2010. Attendance: 70,815. Time: 3:14. Weather: 57° F. Humidity: 45 percent. Wind: W 11 mph. GAME 6

GREEN BAY, Wis. (AP)—The Miami Dolphins have found a key to being effective: pound the ball, keep every game close and play as far away from Sun Life Stadium as possible.

There's no South Beach-like distractions in Green Bay, and the blue collar style the Dolphins play fits this colder climate than Florida's tropical temperatures.

With wins in Minnesota and Buffalo, Miami rules the Rust Belt.

The Dolphins are 3-0 on the road this season, and 0-2 at home. Miami needed to grind out another game using three field goals—including the 44-yard game winner—by Dan Carpenter and a perfect TD screen by developing quarterback Chad Henne to topple what had been considered one of the NFL's elite teams before injuries set in.

Green Bay (3-3) is a mess now after consecutive overtime losses.

The Packers can take solace in being just a game back in the NFC North chase despite injuries to eight starters, including five on defense. There's also the Lambeau Field showdown looming with Brett Favre and the Minnesota Vikings on Sunday night.

Henne's nifty 22-yard TD pass to Anthony Fasano gave Miami a 20-13 lead with 5:20 left, and Fasano ran untouched to the end zone with Long bowling over the last would-be tackler as Henne laid flat on his back.

Rodgers, who was sacked five times including three by Cameron Wake, tied it with a 1-yard TD on fourth-and-goal with 13 seconds to go, but the Dolphins had one more answer in overtime.

After the teams' exchanged punts with the Dolphins getting the better end of that deal and taking over at their own 48, Miami went to Ricky Williams and Ronnie Brown, who pounded the ball down to the Packers 26 before Carpenter hit the game winner on third down.

With so many injuries, Green Bay failed to get much pressure on Henne. Linebacker Clay Matthews, who has 8 1/2 sacks, was out with a left hamstring injury and Nick Barnett (wrist) went on the injured reserve on Friday.

Henne, with all the time he needed, finished 23 of 39 for 231 yards with two touchdowns and one interception. Top receiver Brandon Marshall made 10 catches for 127 yards and just missed a 25-yard TD grab late in the first half. He said the win was all the more impressive because he believed the Dolphins left 21 points on the field.

**OFFICIALS** — Referee: Ed Hochuli (65); Umpire: Chad Brown (31); Head Linesman: Mark Hittner (28); Line Judge: Thomas Symonette (100); Field Judge: Craig Wroblestad (4); Side Judge: Ronald Torbert (62); Back Judge: Don Carey (126); Replay Official: Tom Sifferman

## STARTING LINEUPS

### Green Bay Packers

Offense		Defense	
WR	19 B.Marshall	WR	85 G.Jennings
LT	77 J.Long	LT	76 C.Chilton
LG	68 R.Incognito	LG	73 D.Colledge
C	67 J.Berger	C	63 S.Swells
RG	79 P.McQuistan	RG	71 J.Sitton
RT	72 V.Carey	RT	75 B.Bulaga
TE	80 A.Fasano	WR	87 J.Nelson
WR	82 B.Hartline	WR	80 D.Driver
QB	7 C.Henne	RB	12 A.Rodgers
RB	23 R.Brown	RB	32 J.Allen
FB	36 L.Polite	FB	35 K.Hall

**GREEN BAY SUBSTITUTIONS** — K 2 M.Crosby, P 8 T.Masthay, WR 16 B.Svain, CB 22 P.Lee, RB 23 D.Nance, CB 24 J.Blush, CB 28 B.Underwood, RB 30 J.Kuhn, CB 37 S.Shields, FB 45 Q.Johnson, LB 49 R.Francois, LB 53 M.Simpkins, LB 58 F.Zombo, LB 61 B.Goode, TG 70 T.Lang, C/G 72 J.Spietz, TE 81 A.Quarless, TE 83 T.Crabtree, TE 86 D.Lee, WR 89 J.Jones, DE 94 J.Wynn, DE 99 M.Montgomery, **DID NOT PLAY** — QB 10 M.Flynn, INACTIVES — LB 52 C.Matthews, LB 54 B.Chilliar, T 65 M.Tauscher, G 67 N.McDonald, G/T 74 M.Newhouse, DE/N T 79 Pickett, TE 88 J.Friely, DE 96 M.Neal.

### FIELD GOALS (made / & missed)

M.Crosby	1 / 2	(46) (26)
----------	-------	-----------

Miami Dolphins	1	2	3	4	OT	Total
Green Bay Packers	7	3	3	7	3	23

Visitor	Home
10	0

Qtr	Time	Play Description (Extra Point) (Drive Info)
-----	------	---

1	11:58	M.Crosby 46 yd. Field Goal (7-46; 3:02)
1	6:52	D.Bess 2 yd. pass from C.Henne (D.Carpenter kick) (11-74; 5:06)
1	1:03	G.Jennings 86 yd. pass from A.Rodgers (M.Crosby kick) (1-86; 0:14)
2	0:20	D.Carpenter 53 yd. Field Goal (14-53; 3:29)
3	7:42	D.Carpenter 41 yd. Field Goal (12-59; 7:18)
4	10:45	M.Crosby 26 yd. Field Goal (12-66; 5:41)
4	5:20	A.Fasano 22 yd. pass from C.Henne (D.Carpenter kick) (7-51; 2:48)
4	0:13	A.Rodgers 1 yd. run (M.Crosby kick) (12-69; 5:07)
5	9:01	D.Carpenter 44 yd. Field Goal (7-26; 3:45)

### GREEN BAY DEFENSIVE STATISTICS (official)

UT	A	TFL	IT	Sck	QBH	FF	FR	Int	PD
10	6	16	0-0	0	0	0	0	0	0
7	9	0	16	0	0	0	0	0	0
7	1	0	11	0-0	0	0	0	0	0
7	1	0	11	0-0	0	0	0	0	0
6	2	0	8	0-0	0	0	0	0	0
7	0	1	7	0-0	0	0	0	1-0	1
4	3	0	7	0-0	0	0	0	0-0	0
5	1	0	6	0-0	0	0	0	0-0	2
<b>Totals</b>	<b>68</b>	<b>34</b>	<b>3</b>	<b>102</b>	<b>0-0</b>	<b>2</b>	<b>0</b>	<b>0</b>	<b>1-0</b>

Miami Dolphins		Green Bay Packers	
RUSHING	ATT YDS AVG	ATT YDS AVG	LG TD
R.Brown	19 73 3.8	B.Jackson	12 0
L.Polite	13 64 4.9	A.Rodgers	4 14 3.5
C.Henne	2 9 4.5	J.Kuhn	5 9 1.8
L.Polite	4 7 1.8		
B.Hartline	1 -3 -3.0		
Total	39 150 3.8		

PASSING	ATT CMP YDS SK/YD TD LG IN RT
C.Henne	23 231 0.0 2 23 1 82.3
Total	39 231 0.0 2 23 1 82.3

PASS RECEIVING	NO YDS AVG LG TD
B.Marshall	10 127 12.7 23 0
D.Bess	5 37 7.4 10 1
B.Hartline	4 44 11.0 19 0
A.Fasano	1 22 22.0 22 1
R.Brown	1 2 2.0 2 0
L.Polite	1 0 0.0 0 0
R.Williams	1 -1 -1.0 -1 0
Total	23 231 10.0 23 2

INTERCEPTIONS	NO YDS AVG LG TD
J.Allen	1 0 0.0 0 0
Total	1 0 0.0 0 0

PUNTING	NO YDS AVG NET TB IN20 LG
B.Fields	4 167 41.8 40.0 0 1 50
Total	4 167 41.8 40.0 0 1 50

PUNT RETURNS	NO YDS AVG FC LG TD
D.Bess	2 23 11.5 1 12 0
(out/bnds)	2 0 0.0 0 0 0
Returns	2 23 11.5 1 12 0

KICK RETURNS	NO YDS AVG FC LG TD
M.Carroll	5 130 26.0 0 37 0
L.Polite	1 10 10.0 0 10 0
Returns	6 140 23.3 0 37 0

FUMBLES	FumLost Rec Yds TD FF Rec Yds TDBds
T.Williams	1 0 1 0 0 0 0 0
Total	1 0 1 0 0 0 0 0

PUNT RETURNS	NO YDS AVG FC LG TD
T.Williams	3 7 2.3 0 4 0
(downed)	1 0 0.0 0 0 0
Returns	3 7 2.3 0 4 0

KICK RETURNS	NO YDS AVG FC LG TD
P.Lee	4 81 20.3 0 28 0
J.Nelson	1 18 18.0 0 18 0
Returns	5 99 19.8 0 28 0

FUMBLES	FumLost Rec Yds TD FF Rec Yds TDBds
T.Williams	1 0 1 0 0 0 0 0
Total	1 0 1 0 0 0 0 0

RUSHING	ATT YDS AVG LG TD
B.Jackson	12 0
A.Rodgers	4 14 3.5
J.Kuhn	5 9 1.8
Total	21 76 3.6 14 1

PASSING	ATT CMP YDS SK/YD TD LG IN RT
A.Rodgers	33 18 313 5/30 1 86 1 84.5
Total	33 18 313 5/30 1 86 1 84.5

PASS RECEIVING	NO YDS AVG LG TD
G.Jennings	6 133 22.2 86 1
J.Nelson	4 64 16.0 24 0
D.Driver	3 31 10.3 15 0
B.Jackson	3 29 9.7 19 0
T.Crabtree	1 33 33.0 33 0
A.Quarless	1 23 23.0 23 0
Total	18 313 17.4 86 1

INTERCEPTIONS	NO YDS AVG LG TD
T.Williams	1 0 0.0 0 0
Total	1 0 0.0 0 0

PUNTING	NO YDS AVG NET TB IN20 LG
B.Fields	5 190 38.0 33.4 0 2 42
Total	5 190 38.0 33.4 0 2 42

PUNT RETURNS	NO YDS AVG FC LG TD
T.Williams	3 7 2.3 0 4 0
(downed)	1 0 0.0 0 0 0
Returns	3 7 2.3 0 4 0

KICK RETURNS	NO YDS AVG FC LG TD
P.Lee	4 81 20.3 0 28 0
J.Nelson	1 18 18.0 0 18 0
Returns	5 99 19.8 0 28 0

FUMBLES	FumLost Rec Yds TD FF Rec Yds TDBds
T.Williams	1 0 1 0 0 0 0 0
Total	1 0 1 0 0 0 0 0

PUNT RETURNS	NO YDS AVG FC LG TD
T.Williams	3 7 2.3 0 4 0
(downed)	1 0 0.0 0 0 0
Returns	3 7 2.3 0 4 0

KICK RETURNS	NO YDS AVG FC LG TD
P.Lee	4 81 20.3 0 28 0
J.Nelson	1 18 18.0 0 18 0
Returns	5 99 19.8 0 28 0

FUMBLES	FumLost Rec Yds TD FF Rec Yds TDBds
T.Williams	1 0 1 0 0 0 0 0
Total	1 0 1 0 0 0 0 0

TOTAL FIRST DOWNS	Visitor Dolphins	Home Packers
By Rushing	8	16
By Passing	15	3
By Penalty	3	1
<b>THIRD-DOWN EFFICIENCY</b>	6-14-43%	3-13-23%
<b>FOURTH-DOWN EFFICIENCY</b>	0-1-0%	2-2-100%
<b>TOTAL NET YARDS</b>	381	359
Average gain per offensive play	4.9	6.1
<b>NET YARDS RUSHING</b>	150	76
Total Rushing Plays	39	21
Average gain per rushing play	3.8	3.6
Tackles for a loss-number and yards	2-8	1-1
<b>NET YARDS PASSING</b>	231	283
Times thrown - yards lost att. to pass	0-0	5-30
Gross yards passing	231	313
<b>PASS ATT-COMP-INT</b>	39-23-1	33-18-1
Avg gain per pass play	5.9	7.4
<b>KICKOFFS Number-In EZ-Touchbacks</b>	5-1-0	6-1-0
<b>PUNTS Number and Average</b>	4-41.8	5-38.0
Head Blocked	0	0

FGs - PATs had blocked	Visitor Dolphins	Home Packers
FGs - PATs had blocked	0-0	0-0
<b>Net Punting Average</b>	40.0	33.4
<b>TOTAL RETURN YARDS (not inc. kickoffs)</b>	23	7
No. and Yards Punt Returns	2-23	3-7
No. and Yards Kickoff Returns	6-140	5-99
No. and Yards Interception Returns	1-0	1-0
<b>FUMBLES Number and Lost</b>	0-0	1-0
<b>TOUCHDOWNS</b>	2	2
Rushing	0	1
Passing	2	1
<b>EXTRA POINTS Made-Attempts</b>	2-2	2-2
Kicking Made-Attempts	2-2	2-2
<b>FIELD GOALS Made-Attempts</b>	3-3	2-2
<b>RED-ZONE EFFICIENCY</b>	1-1-100%	1-2-50%
<b>GOAL-TO-GO EFFICIENCY</b>	1-1-100%	1-1-100%
<b>SAFETIES</b>	0	0
<b>FINAL SCORE</b>	23	20
<b>TIME OF POSSESSION</b>	37:56	28:03

**GREEN BAY, Wis. (AP)**—Brett Favre spent what seemed to be an eternity sitting at his locker, head in hands, searching for something before approaching the podium. He limped to the microphone, finally beaten by his former team for the first time. In the waning moments trailing by four, it looked as though Favre would accomplish what he'd done so many times before in a Green Bay Packers uniform by leading an improbable comeback as he limped down the field.

He threw an apparent touchdown pass to Percy Harvin with 48 seconds left, and the 41-year-old quarterback—in his 291st consecutive start—jumped into the arms of backup tight end Jeff Dugan and got a huge hug from Tarvarius Jackson.

But officials reviewed a would-be Vikings touchdown for the third time in the game, and the call was again reversed by the officiating crew. Over Favre in their third try, Green Bay is tied with Chicago for the NFC North lead. Minnesota (2-4) is 1 1/2 games back in third.

Favre, who finished 16 of 29 for 212 yards with a touchdown and three interceptions, hurt his surgically repaired left ankle early in the second half when Brad Jones pulled him down during his first pick. But a more costly one came when Desmond Bishop returned an ill-advised pass 32 yards for a touchdown to give the Packers a 28-17 lead midway through the third quarter while Harvin stood wide open on the other side of the field. Vikings coach Brad Childress was upset at Favre's turnovers, but even angrier at the officiating crew's overturned call that wiped out what would've been a 17-yard TD catch by Visanthe Shiancoe near the end of the first half. Childress believed Shiancoe had made the catch, even though the ball appeared to touch the ground.

While Minnesota had points taken off the board in the first half, Rodgers also struggled with early mistakes. He was 21 of 34 for 295 yards and two touchdowns, but threw two first-half interceptions in Vikings territory.

His streak of 173 attempts without an interception in the red zone to begin his career ended when Jared Allen jumped in front of a screen. Rodgers rebounded to throw TD passes to rookie Andrew Quarless and Greg Jennings that gave the Packers a 21-17 lead they wouldn't relinquish.

**OFFICIALS** — Referee: Scott Green (19); Umpire: Bruce Sritesky (102); Head Linesman: Tom Stabile (24); Line Judge: Tom Barnes (55); Field Judge: Dyrrol Prioleau (109); Side Judge: Larry Rose (128); Back Judge: Scott Helverson (93); Replay Official: Carl Madson

**STARTING LINEUPS**

Minnesota Vikings		Green Bay Packers	
Offense	Defense	Offense	Defense
WR 84 R.Moss	LE 91 R.Edwards	WR 85 G.Jennings	LDE 79 R.Pickett
LT 76 B.McKinnie	NT 94 P.Williams	LT 76 C.Clifton	NT 90 B.Raji
LG 74 S.Hutchinson	OT 93 K.Williams	LG 73 D.Collidge	LOLB 52 C.Matthews
C 65 J.Sullivan	RE 66 J.Allen	C 63 S.Wells	BLB 50 A.Hawk
RG 64 A.Herrera	SLB 52 C.Greenway	RG 71 J.Siton	MLB 55 D.Bishop
RT 71 P.Loadholt	MLB 56 E.Henderson	RT 75 B.Buaga	ROLB 59 B.Jones
WR 12 P.Harvin	WLB 21 B.Lauber	TE 86 D.Lee	LOB 21 C.Woodson
WR 17 G.Gewis	LOB 26 A.Winfield	WR 80 D.Driver	RCB 38 T.Williams
OB 4 B.Favre	RCB 21 A.Allen	WR 12 A.Rodgers	CB 37 S.Shields
HB 28 A.Peterson	SS 25 T.Johnson	RB 32 B.Jackson	SS 26 C.Peprah
FB 38 N.Tahi	FS 20 M.Williams	FB 35 K.Hall	FS 36 N.Collins

**GREEN\_BAY SUBSTITUTIONS** — K 2 M.Crosby, P 8 T.Masthay, P 8 T.Masthay, OB 10 M.Flynn, WR 16 B.Svain, CB 22 P.Lee, RB 23 D.Nance, CB/S 24 J.UBush, S 27 A.Smith, OB 28 B.Underwood, RB 30 J.Kuhn, LB 49 R.Francois, LB 54 B.Chillar, LB 58 F.Zombo, LB 61 B.Goodie, TG 70 T.Lang, C/G 72 J.Spritz, TE 83 T.Crabtree, WR 89 J.Nelson, WR 89 J.Wynn, DE 94 J.Wynn, DE 98 C.Wilson, **WIDEOUT PLAY** — DE 77 C.Jenkins. **INACTIVES** — FB 45 Q.Johnson, LB 51 B.Poppinga, LB 53 M.Simpkins, T 65 M.Tauscher, G 67 M.McDonald, G 77 M.McDonald, DE 96 M.Neal, DE 99 M.Montgomery.

**FIELD GOALS (made (&) & missed)**

VISITOR:	Green Bay Packers										Total
	1	2	3	4	OT						
HOME:	7	10	7	0	0						
Qtr	1	2	3	4	OT						
Time	5:07	7:44	14:11	17:28	20:14						
Team	B.Jackson	M.Crosby	A.Rodgers	M.Crosby	M.Crosby						
Play Description (Extra Point) (Drive Info)	B.Jackson 1 yd. run (M.Crosby kick) (4-76, 2:28)	P.Harvin 17 yd. run (R.Longwell kick) (7-44, 3:56)	A.Quarless 9 yd. pass from A.Rodgers (M.Crosby kick) (5-79, 1:18)	A.Peterson 1 yd. run (R.Longwell kick) (9-76, 4:37)	R.Longwell 28 yd. Field Goal (8-53, 3:09)						
Vikings	1	1	1	1	1						
Packers	2	14	5	7	7						
Vikings	2	10:16	Jennings 14 yd. pass from A.Rodgers (M.Crosby kick) (6-41, 3:00)								
Packers	3	8:44	D.Bishop 32 yd. interception return (M.Crosby kick)								
Packers	3	7:45	D.Bishop 4 yd. pass from B.Favre (R.Longwell kick) (6-58, 3:33)								
Vikings	3	4:12	R.Moss 4 yd. pass from B.Favre (R.Longwell kick) (6-58, 3:33)								

**GREEN\_BAY DEFENSIVE STATISTICS (official)**

UT	A	TFL	IT	Sck	QBH	FF	FR	Int	PD
A.Hawk	10	3	0	13	0-0	0	0	1-21	1
D.Bishop	6	5	0	11	0-0	0	0	1-321	1
B.Jones	6	4	0	10	0-0	1	0	0-0	0
N.Collins	8	1	0	9	0-0	0	0	1-3	2
C.Woodson	6	3	1	9	0-0	0	0	0-0	0
C.Wilson	5	4	0	9	0-0	1	0	0-0	0
C.Peprah	7	1	1	8	0-0	0	0	0-0	1
C.Matthews	1	5	0	6	0-0	2	0	0-0	0
Totals	59	34	2	93	1-6	5	0	0	3-56

**Minnesota Vikings**

RUSHING	ATT	YDS	AVG	LG	TD				
A.Peterson	28	131	4.7	17	1				
P.Harvin	3	41	13.7	17	1				
T.Gerhart	5	24	4.8	11	0				
Total	36	196	5.4	17	2				
PASSING	ATT	COMP	YDS	SK/YD	TD	LG	INT	RT	
B.Favre	29	16	212	1/6	1	37	3	50.4	
Total	29	16	212	1/6	1	37	3	50.4	
PASS RECEIVING	NO	YDS	AVG	LG	TD				
P.Harvin	5	65	13.0	37	0				
R.Moss	3	30	10.0	13	1				
V.Shiancoe	3	30	10.0	14	0				
A.Peterson	2	41	20.5	26	0				
B.Berrian	1	30	30.0	30	0				
J.Kleinssasser	1	10	10.0	10	0				
T.Gerhart	1	6	6.0	6	0				
Total	16	212	13.3	37	1				
INTERCEPTIONS	NO	YDS	AVG	LG	TD				
J.Allen	1	4	4.0	4	0				
M.Williams	1	0	0.0	0	0				
Total	2	4	2.0	4	0				
PUNTING	NO	YDS	AVG	NET	TB	IN20	LG		
C.Kluewe	2	100	50.0	45.0	0	0	50		
Total	2	100	50.0	45.0	0	0	50		
PUNT RETURNS	NO	YDS	AVG	FC	LG	TD			
G.Camarillo	1	13	13.0	1	13	0			
Returns	1	13	13.0	1	13	0			
KICK RETURNS	NO	YDS	AVG	FC	LG	TD			
P.Harvin	3	81	27.0	0	48	0			
J.Brinkley	1	2	2.0	0	2	0			
J.Kennedy	1	0	0.0	0	0	0			
Returns	5	83	16.6	0	48	0			
FUMBLES	Fum	Lost	Rec	Yds	TD	FF	Rec	Yds	TDBds
J.Kennedy	1	0	0	0	0	0	0	0	0
J.Kleinssasser	0	0	0	0	0	0	0	0	0
C.Greenway	0	0	0	0	0	0	0	0	0
Total	1	0	1	0	0	0	0	0	0

**Green Bay Packers**

RUSHING	ATT	YDS	AVG	LG	TD				
B.Jackson	13	58	4.5	14	1				
A.Rodgers	3	14	4.7	11	0				
J.Kuhn	7	12	1.7	4	0				
Total	23	84	3.7	14	1				
PASSING	ATT	COMP	YDS	SK/YD	TD	LG	INT	RT	
A.Rodgers	34	21	295	0/0	2	45	2	84.8	
M.Flynn	1	0	0/0	0	0	0	0	89.6	
Total	35	21	295	0/0	2	45	2	88.2	
PASS RECEIVING	NO	YDS	AVG	LG	TD				
G.Jennings	6	74	12.3	24	1				
J.Jones	4	107	26.8	45	0				
J.Nelson	4	25	6.3	8	0				
B.Jackson	3	46	15.3	36	0				
D.Lee	2	27	13.5	16	0				
A.Quarless	2	16	8.0	9	1				
Total	21	295	14.0	45	2				
INTERCEPTIONS	NO	YDS	AVG	LG	TD				
D.Bishop	1	32	32.0	32	1				
A.Hawk	1	21	21.0	21	0				
N.Collins	1	3	3.0	3	0				
Total	3	56	18.7	32	1				
PUNTING	NO	YDS	AVG	NET	TB	IN20	LG		
T.Masthay	2	90	45.0	38.5	0	1	51		
Total	2	90	45.0	38.5	0	1	51		
PUNT RETURNS	NO	YDS	AVG	FC	LG	TD			
T.Williams	2	10	5.0	0	9	0			
Returns	2	10	5.0	0	9	0			
KICK RETURNS	NO	YDS	AVG	FC	LG	TD			
P.Lee	5	104	20.8	0	30	0			
Returns	5	104	20.8	0	30	0			
FUMBLES	Fum	Lost	Rec	Yds	TD	FF	Rec	Yds	TDBds
B.Jackson	1	0	1	0	0	0	0	0	0
Total	1	0	1	0	0	0	0	0	0

**Own**

FUMBLES	Fum	Lost	Rec	Yds	TD	FF	Rec	Yds	TDBds
J.Kennedy	1	0	0	0	0	0	0	0	0
J.Kleinssasser	0	0	0	0	0	0	0	0	0
C.Greenway	0	0	0	0	0	0	0	0	0
Total	1	0	1	0	0	0	0	0	0

**Opp**

FUMBLES	Fum	Lost	Rec	Yds	TD	FF	Rec	Yds	TDBds
B.Jackson	1	0	1	0	0	0	0	0	0
Total	1	0	1	0	0	0	0	0	0

**FGS - PATs had blocked**

Net Punting Average	45.0	38.5
TOTAL RETURN YARDS (not inc. kickoffs)	17	66
No. and Yards Punt Returns	1-13	2-10
No. and Yards Kickoff Returns	5-83	5-104
No. and Yards Interception Returns	2-4	3-56
PENALTIES Number and Yards	6-40	2-20
FUMBLES Number and Lost	1-0	1-0
TOUCHDOWNS	3	4
Rushing	2	2
Passing	1	1
Interceptions	0	1
EXTRA POINTS Made-Attempts	3-3	4-4
Kicking Made-Attempts	3-3	4-4
FIELD GOALS Made-Attempts	1-1	0-0
RED-ZONE EFFICIENCY	3-5/60%	3-4/75%
GOAL-TO-GO EFFICIENCY	1-1/100%	1-1/100%
SAFETIES	0	0
FINAL SCORE	24	28
TIME OF POSSESSION	31:04	28:56

**TOTAL FIRST DOWNS**

By Rushing	By Penalty	THIRD-DOWN EFFICIENCY	FOURTH-DOWN EFFICIENCY	TOTAL NET YARDS	Average gain per offensive play	NET YARDS RUSHING	Average gain per rushing play	Tackles for a loss-number and yards	NET YARDS PASSING	Times thrown - yards lost att. to pass.	Gross yards passing	PASS ATT-COMP-INT	Avg gain per pass play	KICKOFFS Number-In EZ-Touchbacks	PUNTS Number and Average	Had Blocked
21	5	6-14-43%	2-3-67%	379	6.1	196	6.5	2-4	206	1-6	295	29-16-3	6.9	5-0-0	2-45.0	0
21	5	6-11-55%	1-3-33%	379	6.1	196	6.5	3-7	295	1-6	295	29-16-3	6.9	5-0-0	2-45.0	0

EAST RUTHERFORD, N.J. (AP)—It appeared Rex Ryan might have been on to something with all that Super Bowl talk. The New York Jets came in tied for the NFL's best record, had a five-game winning streak and were fresh off a bye week.

Mason Crosby kicked three field goals for Green Bay, and that was all the Packers needed as they held the Jets off the scoreboard for a 9-0 victory Sunday.

Sure, it's only one game, but for a team with dreams of a championship parade, this was a stunner. Not so much that the Jets (5-2) lost to a good, but banged-up Packers (5-3) team. It was the way it went down that was disturbing.

Mark Sanchez and the Jets' offense couldn't get much of anything going with some costly misfires and drops on a windy day, along with a couple of questionable calls by officials. Nick Folk missed a field goal, and punter Steve Weatherford failed to convert a fake on fourth-and-18 early in the game on a call overturned by a video replay.

Seven penalties and three turnovers didn't help the Jets, who were shut out for the first time since a 10-0 loss to Chicago on Nov. 19, 2006, at home.

The Jets had a nice drive and in the fourth quarter when Dustin Keller caught a pass, rolled and then had the ball grabbed out of his hands by Charles Woodson. The Packers cornerback jogged into the end zone while several players on both teams looked around bewildered. Woodson was ruled down by contact at the Packers' 43.

Replays showed it likely should not have been an interception, but New York was out of challenges after using both in the first half.

The Packers capitalized on the turnover as Crosby gave them a 6-0 lead with a 41-yard field goal with 6:36 remaining.

The Jets had another promising drive short-circuited in the second quarter when Tramon Williams ripped the ball out of Jerricho Cotchery's hands for an interception while the two were on the ground. The play was challenged by Ryan, but upheld by replay review.

Even with all that, New York still had a chance to win in the closing minutes. After turning the ball over on downs, the Jets held the Packers to a three-and-out and tried to finally get into the end zone trailing 6-0 with less than 4 minutes left.

Following a 5-yard run by LaDainian Tomlinson, Cotchery couldn't hold onto a long pass from Sanchez, who was sacked on the next play by Clay Matthews. Sanchez then threw incomplete to Braylon Edwards, and the Packers took over.

Rodgers, whom coach Mike McCarthy said sprained an ankle during the game, finished 15-of-34 for 170 yards. Sanchez was 16-of-38 for 256 yards and two interceptions and had at least four passes dropped by receivers.

Despite missing several starters and losing wide receiver Donald Driver, who reagravated a quadriceps injury in the first half, the Packers hung in against the Jets' tough defense.

**OFFICIALS** — Referee: Jeff Triplett (42); Umpire: Jeff Rice (44); Head Linesman: Wayne Mackie (106); Line Judge: Jeff Bergman (32); Field Judge: Scott Steenson (88); Side Judge: David Wyatt (16); Back Judge: Steve Freeman (133); Replay Official: Bob Boylston

**STARTING LINEUPS**

Green Bay Packers Offense Defense WR 85 G.Jennings LDE 98 C.Wilson LT 76 C.Clifton NT 90 B.Raji LG 73 D.Colegate RDE 77 C.Jenkins C 63 S.Weils LOLB 52 C.Matthews RB 71 J.Sitton LMLB 50 A.Hawk RT 75 B.Bulaga MLB 55 D.Bishop TE 86 D.Lee ROLB 58 F.Zombo WR 80 D.Driver LCB 21 C.Woodson RB 12 A.Rodgers RCB 38 T.Williams FB 32 B.Jackson SS 26 C.Pepah FS 36 N.Collins RB 35 K.Hall WR 17 B.Edwards CB 24 D.Revis QB 6 M.Sanchez CB 31 A.Cromartie RB 49 R.Francois LB 54 B.Chillar LB 57 M.Wilhelm, LS 61 B.Goode, T/G 70 T.Lang, C/G 72 J.Spitz, TE 81 A.Quarless, TE 83 T.Crabtree, WR 87 J.Nelson, WR 89 J.Jones, LB 93 E.Walden, DE 94 J.Wynn, DT 95 H.Green, DE 99 M.Montgomery, DID NOT PLAY — QB 10 M.Flynn, RB 23 D.Nance, CB 28 B.Underwood, FB 45 U.Johnson, LB 47 D.Briggs, T 65 M.Tauscher, G 67 N.McDonald, G/T 74 M.Newhouse, DE/NT 79 R.Pickett.

Green Bay Packers Defense WR 10 S.Holmes EWD 92 S.Ellis NT 60 D.Ferguson MT 91 S.Pouha LG 68 M.Stauson T 70 M.Devito C 74 M.Mangold OLB 58 B.Thomas RB 65 B.Moore WILL 57 B.Scott RG 67 D.Woody MIKE 52 D.Harris OLB 97 C.Pace TE 81 D.Keller WR 17 B.Edwards CB 24 D.Revis WR 80 D.Driver LCB 21 C.Woodson RB 12 A.Rodgers RCB 38 T.Williams FB 32 B.Jackson SS 26 C.Pepah FS 36 N.Collins RB 35 K.Hall WR 17 B.Edwards CB 24 D.Revis QB 6 M.Sanchez CB 31 A.Cromartie RB 49 R.Francois LB 54 B.Chillar LB 57 M.Wilhelm, LS 61 B.Goode, T/G 70 T.Lang, C/G 72 J.Spitz, TE 81 A.Quarless, TE 83 T.Crabtree, WR 87 J.Nelson, WR 89 J.Jones, LB 93 E.Walden, DE 94 J.Wynn, DT 95 H.Green, DE 99 M.Montgomery, DID NOT PLAY — QB 10 M.Flynn, RB 23 D.Nance, CB 28 B.Underwood, FB 45 U.Johnson, LB 47 D.Briggs, T 65 M.Tauscher, G 67 N.McDonald, G/T 74 M.Newhouse, DE/NT 79 R.Pickett.

Green Bay Packers Offense Defense WR 10 S.Holmes EWD 92 S.Ellis NT 60 D.Ferguson MT 91 S.Pouha LG 68 M.Stauson T 70 M.Devito C 74 M.Mangold OLB 58 B.Thomas RB 65 B.Moore WILL 57 B.Scott RG 67 D.Woody MIKE 52 D.Harris OLB 97 C.Pace TE 81 D.Keller WR 17 B.Edwards CB 24 D.Revis WR 80 D.Driver LCB 21 C.Woodson RB 12 A.Rodgers RCB 38 T.Williams FB 32 B.Jackson SS 26 C.Pepah FS 36 N.Collins RB 35 K.Hall WR 17 B.Edwards CB 24 D.Revis QB 6 M.Sanchez CB 31 A.Cromartie RB 49 R.Francois LB 54 B.Chillar LB 57 M.Wilhelm, LS 61 B.Goode, T/G 70 T.Lang, C/G 72 J.Spitz, TE 81 A.Quarless, TE 83 T.Crabtree, WR 87 J.Nelson, WR 89 J.Jones, LB 93 E.Walden, DE 94 J.Wynn, DT 95 H.Green, DE 99 M.Montgomery, DID NOT PLAY — QB 10 M.Flynn, RB 23 D.Nance, CB 28 B.Underwood, FB 45 U.Johnson, LB 47 D.Briggs, T 65 M.Tauscher, G 67 N.McDonald, G/T 74 M.Newhouse, DE/NT 79 R.Pickett.

Green Bay Packers Offense Defense WR 10 S.Holmes EWD 92 S.Ellis NT 60 D.Ferguson MT 91 S.Pouha LG 68 M.Stauson T 70 M.Devito C 74 M.Mangold OLB 58 B.Thomas RB 65 B.Moore WILL 57 B.Scott RG 67 D.Woody MIKE 52 D.Harris OLB 97 C.Pace TE 81 D.Keller WR 17 B.Edwards CB 24 D.Revis WR 80 D.Driver LCB 21 C.Woodson RB 12 A.Rodgers RCB 38 T.Williams FB 32 B.Jackson SS 26 C.Pepah FS 36 N.Collins RB 35 K.Hall WR 17 B.Edwards CB 24 D.Revis QB 6 M.Sanchez CB 31 A.Cromartie RB 49 R.Francois LB 54 B.Chillar LB 57 M.Wilhelm, LS 61 B.Goode, T/G 70 T.Lang, C/G 72 J.Spitz, TE 81 A.Quarless, TE 83 T.Crabtree, WR 87 J.Nelson, WR 89 J.Jones, LB 93 E.Walden, DE 94 J.Wynn, DT 95 H.Green, DE 99 M.Montgomery, DID NOT PLAY — QB 10 M.Flynn, RB 23 D.Nance, CB 28 B.Underwood, FB 45 U.Johnson, LB 47 D.Briggs, T 65 M.Tauscher, G 67 N.McDonald, G/T 74 M.Newhouse, DE/NT 79 R.Pickett.

Green Bay Packers Offense Defense WR 10 S.Holmes EWD 92 S.Ellis NT 60 D.Ferguson MT 91 S.Pouha LG 68 M.Stauson T 70 M.Devito C 74 M.Mangold OLB 58 B.Thomas RB 65 B.Moore WILL 57 B.Scott RG 67 D.Woody MIKE 52 D.Harris OLB 97 C.Pace TE 81 D.Keller WR 17 B.Edwards CB 24 D.Revis WR 80 D.Driver LCB 21 C.Woodson RB 12 A.Rodgers RCB 38 T.Williams FB 32 B.Jackson SS 26 C.Pepah FS 36 N.Collins RB 35 K.Hall WR 17 B.Edwards CB 24 D.Revis QB 6 M.Sanchez CB 31 A.Cromartie RB 49 R.Francois LB 54 B.Chillar LB 57 M.Wilhelm, LS 61 B.Goode, T/G 70 T.Lang, C/G 72 J.Spitz, TE 81 A.Quarless, TE 83 T.Crabtree, WR 87 J.Nelson, WR 89 J.Jones, LB 93 E.Walden, DE 94 J.Wynn, DT 95 H.Green, DE 99 M.Montgomery, DID NOT PLAY — QB 10 M.Flynn, RB 23 D.Nance, CB 28 B.Underwood, FB 45 U.Johnson, LB 47 D.Briggs, T 65 M.Tauscher, G 67 N.McDonald, G/T 74 M.Newhouse, DE/NT 79 R.Pickett.

Green Bay Packers Offense Defense WR 10 S.Holmes EWD 92 S.Ellis NT 60 D.Ferguson MT 91 S.Pouha LG 68 M.Stauson T 70 M.Devito C 74 M.Mangold OLB 58 B.Thomas RB 65 B.Moore WILL 57 B.Scott RG 67 D.Woody MIKE 52 D.Harris OLB 97 C.Pace TE 81 D.Keller WR 17 B.Edwards CB 24 D.Revis WR 80 D.Driver LCB 21 C.Woodson RB 12 A.Rodgers RCB 38 T.Williams FB 32 B.Jackson SS 26 C.Pepah FS 36 N.Collins RB 35 K.Hall WR 17 B.Edwards CB 24 D.Revis QB 6 M.Sanchez CB 31 A.Cromartie RB 49 R.Francois LB 54 B.Chillar LB 57 M.Wilhelm, LS 61 B.Goode, T/G 70 T.Lang, C/G 72 J.Spitz, TE 81 A.Quarless, TE 83 T.Crabtree, WR 87 J.Nelson, WR 89 J.Jones, LB 93 E.Walden, DE 94 J.Wynn, DT 95 H.Green, DE 99 M.Montgomery, DID NOT PLAY — QB 10 M.Flynn, RB 23 D.Nance, CB 28 B.Underwood, FB 45 U.Johnson, LB 47 D.Briggs, T 65 M.Tauscher, G 67 N.McDonald, G/T 74 M.Newhouse, DE/NT 79 R.Pickett.

Green Bay Packers Offense Defense WR 10 S.Holmes EWD 92 S.Ellis NT 60 D.Ferguson MT 91 S.Pouha LG 68 M.Stauson T 70 M.Devito C 74 M.Mangold OLB 58 B.Thomas RB 65 B.Moore WILL 57 B.Scott RG 67 D.Woody MIKE 52 D.Harris OLB 97 C.Pace TE 81 D.Keller WR 17 B.Edwards CB 24 D.Revis WR 80 D.Driver LCB 21 C.Woodson RB 12 A.Rodgers RCB 38 T.Williams FB 32 B.Jackson SS 26 C.Pepah FS 36 N.Collins RB 35 K.Hall WR 17 B.Edwards CB 24 D.Revis QB 6 M.Sanchez CB 31 A.Cromartie RB 49 R.Francois LB 54 B.Chillar LB 57 M.Wilhelm, LS 61 B.Goode, T/G 70 T.Lang, C/G 72 J.Spitz, TE 81 A.Quarless, TE 83 T.Crabtree, WR 87 J.Nelson, WR 89 J.Jones, LB 93 E.Walden, DE 94 J.Wynn, DT 95 H.Green, DE 99 M.Montgomery, DID NOT PLAY — QB 10 M.Flynn, RB 23 D.Nance, CB 28 B.Underwood, FB 45 U.Johnson, LB 47 D.Briggs, T 65 M.Tauscher, G 67 N.McDonald, G/T 74 M.Newhouse, DE/NT 79 R.Pickett.

Green Bay Packers Offense Defense WR 10 S.Holmes EWD 92 S.Ellis NT 60 D.Ferguson MT 91 S.Pouha LG 68 M.Stauson T 70 M.Devito C 74 M.Mangold OLB 58 B.Thomas RB 65 B.Moore WILL 57 B.Scott RG 67 D.Woody MIKE 52 D.Harris OLB 97 C.Pace TE 81 D.Keller WR 17 B.Edwards CB 24 D.Revis WR 80 D.Driver LCB 21 C.Woodson RB 12 A.Rodgers RCB 38 T.Williams FB 32 B.Jackson SS 26 C.Pepah FS 36 N.Collins RB 35 K.Hall WR 17 B.Edwards CB 24 D.Revis QB 6 M.Sanchez CB 31 A.Cromartie RB 49 R.Francois LB 54 B.Chillar LB 57 M.Wilhelm, LS 61 B.Goode, T/G 70 T.Lang, C/G 72 J.Spitz, TE 81 A.Quarless, TE 83 T.Crabtree, WR 87 J.Nelson, WR 89 J.Jones, LB 93 E.Walden, DE 94 J.Wynn, DT 95 H.Green, DE 99 M.Montgomery, DID NOT PLAY — QB 10 M.Flynn, RB 23 D.Nance, CB 28 B.Underwood, FB 45 U.Johnson, LB 47 D.Briggs, T 65 M.Tauscher, G 67 N.McDonald, G/T 74 M.Newhouse, DE/NT 79 R.Pickett.

Green Bay Packers Offense Defense WR 10 S.Holmes EWD 92 S.Ellis NT 60 D.Ferguson MT 91 S.Pouha LG 68 M.Stauson T 70 M.Devito C 74 M.Mangold OLB 58 B.Thomas RB 65 B.Moore WILL 57 B.Scott RG 67 D.Woody MIKE 52 D.Harris OLB 97 C.Pace TE 81 D.Keller WR 17 B.Edwards CB 24 D.Revis WR 80 D.Driver LCB 21 C.Woodson RB 12 A.Rodgers RCB 38 T.Williams FB 32 B.Jackson SS 26 C.Pepah FS 36 N.Collins RB 35 K.Hall WR 17 B.Edwards CB 24 D.Revis QB 6 M.Sanchez CB 31 A.Cromartie RB 49 R.Francois LB 54 B.Chillar LB 57 M.Wilhelm, LS 61 B.Goode, T/G 70 T.Lang, C/G 72 J.Spitz, TE 81 A.Quarless, TE 83 T.Crabtree, WR 87 J.Nelson, WR 89 J.Jones, LB 93 E.Walden, DE 94 J.Wynn, DT 95 H.Green, DE 99 M.Montgomery, DID NOT PLAY — QB 10 M.Flynn, RB 23 D.Nance, CB 28 B.Underwood, FB 45 U.Johnson, LB 47 D.Briggs, T 65 M.Tauscher, G 67 N.McDonald, G/T 74 M.Newhouse, DE/NT 79 R.Pickett.

Green Bay Packers RUSHING B.Jackson 15 55 3.7 27 0 A.Rodgers 8 21 2.6 6 0 A.Rodgers 3 5 1.7 5 0 Total 26 81 3.1 27 0 PASSING A.Rodgers 34 15 170 2/14 0 30 0 59.7 Total 34 15 170 2/14 0 30 0 PASS RECEIVING G.Jennings 6 81 13.5 30 0 J.Nelson 5 55 11.0 19 0 B.Jackson 2 17 8.5 13 0 B.Swain 1 12 12.0 12 0 D.Lee 1 5 5.0 5 0 Total 15 170 11.3 30 0 INTERCEPTIONS T.Williams 1 0 0.0 0 0 C.Woodson 1 0 0.0 0 0 Total 2 0 0.0 0 0 PUNTING T.Masthay 8 352 44.0 41.5 1 5 55 Total 8 352 44.0 41.5 1 5 55 PUNT RETURNS T.Williams 0 0 0.0 3 0 (downed) 1 0 0.0 0 0 (out/bnds) 1 0 0.0 0 0 Returns 0 0 0.0 3 0 KICK RETURNS J.Nelson 1 5 5.0 0 5 0 Returns 1 5 5.0 0 5 0 FUMBLES T.Williams 0 0 0 0 1 5 0 0 F.Zombo 0 0 0 0 1 0 0 0 Total 0 0 0 0 2 1 5 0 0

New York Jets RUSHING L.Tomlinson 16 54 3.4 8 0 S.Greene 6 22 3.7 8 0 M.Sanchez 2 22 11.0 20 0 S.Weatherford 1 17 17.0 17 0 B.Smith 3 12 4.0 5 0 J.Cotchery 1 8 -8.0 -8 0 Total 29 119 4.0 20 0 PASSING M.Sanchez 38 16 256 2/15 0 49 2 43.3 Total 38 16 256 2/15 0 49 2 PASS RECEIVING L.Tomlinson 5 37 7.4 12 0 J.Cotchery 4 89 22.3 49 0 S.Holmes 3 43 14.3 18 0 D.Keller 2 45 22.5 40 0 B.Edwards 1 32 32.0 32 0 S.Greene 1 10 10.0 10 0 Total 16 256 16.0 49 0 INTERCEPTIONS No Yds Avg Lg TD Total 0 0 0.0 0 0 0 PUNTING S.Weatherford 5 216 43.2 43.2 0 1 58 Total 5 216 43.2 43.2 0 1 58 PUNT RETURNS J.Leonhard 1 0 0.0 2 0 K.Wilson 2 0 0.0 0 0 (downed) 2 0 0.0 0 0 (out/bnds) 1 0 0.0 0 0 (back) 1 0 0.0 0 0 Returns 1 0 0.0 3 0 KICK RETURNS B.Smith 4 121 30.3 0 47 0 Returns 4 121 30.3 0 47 0 FUMBLES T.Cotchery 1 0 1 0 0 0 0 0 L.Tomlinson 1 1 0 0 0 0 0 0 B.Smith 1 1 0 0 0 0 0 0 Total 3 1 2 0 0 0 0 0

New York Jets RUSHING L.Tomlinson 16 54 3.4 8 0 S.Greene 6 22 3.7 8 0 M.Sanchez 2 22 11.0 20 0 S.Weatherford 1 17 17.0 17 0 B.Smith 3 12 4.0 5 0 J.Cotchery 1 8 -8.0 -8 0 Total 29 119 4.0 20 0 PASSING M.Sanchez 38 16 256 2/15 0 49 2 43.3 Total 38 16 256 2/15 0 49 2 PASS RECEIVING L.Tomlinson 5 37 7.4 12 0 J.Cotchery 4 89 22.3 49 0 S.Holmes 3 43 14.3 18 0 D.Keller 2 45 22.5 40 0 B.Edwards 1 32 32.0 32 0 S.Greene 1 10 10.0 10 0 Total 16 256 16.0 49 0 INTERCEPTIONS No Yds Avg Lg TD Total 0 0 0.0 0 0 0 PUNTING S.Weatherford 5 216 43.2 43.2 0 1 58 Total 5 216 43.2 43.2 0 1 58 PUNT RETURNS J.Leonhard 1 0 0.0 2 0 K.Wilson 2 0 0.0 0 0 (downed) 2 0 0.0 0 0 (out/bnds) 1 0 0.0 0 0 (back) 1 0 0.0 0 0 Returns 1 0 0.0 3 0 KICK RETURNS B.Smith 4 121 30.3 0 47 0 Returns 4 121 30.3 0 47 0 FUMBLES T.Cotchery 1 0 1 0 0 0 0 0 L.Tomlinson 1 1 0 0 0 0 0 0 B.Smith 1 1 0 0 0 0 0 0 Total 3 1 2 0 0 0 0 0

Green Bay Packers RUSHING B.Jackson 15 55 3.7 27 0 A.Rodgers 8 21 2.6 6 0 A.Rodgers 3 5 1.7 5 0 Total 26 81 3.1 27 0 PASSING A.Rodgers 34 15 170 2/14 0 30 0 59.7 Total 34 15 170 2/14 0 30 0 PASS RECEIVING G.Jennings 6 81 13.5 30 0 J.Nelson 5 55 11.0 19 0 B.Jackson 2 17 8.5 13 0 B.Swain 1 12 12.0 12 0 D.Lee 1 5 5.0 5 0 Total 15 170 11.3 30 0 INTERCEPTIONS T.Williams 1 0 0.0 0 0 C.Woodson 1 0 0.0 0 0 Total 2 0 0.0 0 0 PUNTING T.Masthay 8 352 44.0 41.5 1 5 55 Total 8 352 44.0 41.5 1 5 55 PUNT RETURNS T.Williams 0 0 0.0 3 0 (downed) 1 0 0.0 0 0 (out/bnds) 1 0 0.0 0 0 Returns 0 0 0.0 3 0 KICK RETURNS J.Nelson 1 5 5.0 0 5 0 Returns 1 5 5.0 0 5 0 FUMBLES T.Williams 0 0 0 0 1 5 0 0 F.Zombo 0 0 0 0 1 0 0 0 Total 0 0 0 0 2 1 5 0 0

New York Jets RUSHING L.Tomlinson 16 54 3.4 8 0 S.Greene 6 22 3.7 8 0 M.Sanchez 2 22 11.0 20 0 S.Weatherford 1 17 17.0 17 0 B.Smith 3 12 4.0 5 0 J.Cotchery 1 8 -8.0 -8 0 Total 29 119 4.0 20 0 PASSING M.Sanchez 38 16 256 2/15 0 49 2 43.3 Total 38 16 256 2/15 0 49 2 PASS RECEIVING L.Tomlinson 5 37 7.4 12 0 J.Cotchery 4 89 22.3 49 0 S.Holmes 3 43 14.3 18 0 D.Keller 2 45 22.5 40 0 B.Edwards 1 32 32.0 32 0 S.Greene 1 10 10.0 10 0 Total 16 256 16.0 49 0 INTERCEPTIONS No Yds Avg Lg TD Total 0 0 0.0 0 0 0 PUNTING S.Weatherford 5 216 43.2 43.2 0 1 58 Total 5 216 43.2 43.2 0 1 58 PUNT RETURNS J.Leonhard 1 0 0.0 2 0 K.Wilson 2 0 0.0 0 0 (downed) 2 0 0.0 0 0 (out/bnds) 1 0 0.0 0 0 (back) 1 0 0.0 0 0 Returns 1 0 0.0 3 0 KICK RETURNS B.Smith 4 121 30.3 0 47 0 Returns 4 121 30.3 0 47 0 FUMBLES T.Cotchery 1 0 1 0 0 0 0 0 L.Tomlinson 1 1 0 0 0 0 0 0 B.Smith 1 1 0 0 0 0 0 0 Total 3 1 2 0 0 0 0 0

New York Jets RUSHING L.Tomlinson 16 54 3.4 8 0 S.Greene 6 22 3.7 8 0 M.Sanchez 2 22 11.0 20 0 S.Weatherford 1 17 17.0 17 0 B.Smith 3 12 4.0 5 0 J.Cotchery 1 8 -8.0 -8 0 Total 29 119 4.0 20 0 PASSING M.Sanchez 38 16 256 2/15 0 49 2 43.3 Total 38 16 256 2/15 0 49 2 PASS RECEIVING L.Tomlinson 5 37 7.4 12 0 J.Cotchery 4 89 22.3 49 0 S.Holmes 3 43 14.3 18 0 D.Keller 2 45 22.5 40 0 B.Edwards 1 32 32.0 32 0 S.Greene 1 10 10.0 10 0 Total 16 256 16.0 49 0 INTERCEPTIONS No Yds Avg Lg TD Total 0 0 0.0 0 0 0 PUNTING S.Weatherford 5 216 43.2 43.2 0 1 58 Total 5 216 43.2 43.2 0 1 58 PUNT RETURNS J.Leonhard 1 0 0.0 2 0 K.Wilson 2 0 0.0 0 0 (downed) 2 0 0.0 0 0 (out/bnds) 1 0 0.0 0 0 (back) 1 0 0.0 0 0 Returns 1 0 0.0 3 0 KICK RETURNS B.Smith 4 121 30.3 0 47 0 Returns 4 121 30.3 0 47 0 FUMBLES T.Cotchery 1 0 1 0 0 0 0 0 L.Tomlinson 1 1 0 0 0 0 0 0 B.Smith 1 1 0 0 0 0 0 0 Total 3 1 2 0 0 0 0 0

Green Bay Packers RUSHING B.Jackson 15 55 3.7 27 0 A.Rodgers 8 21 2.6 6 0 A.Rodgers 3 5 1.7 5 0 Total 26 81 3.1 27 0 PASSING A.Rodgers 34 15 170 2/14 0 30 0 59.7 Total 34 15 170 2/14 0 30 0 PASS RECEIVING G.Jennings 6 81 13.5 30 0 J.Nelson 5 55 11.0 19 0 B.Jackson 2 17 8.5 13 0 B.Swain 1 12 12.0 12 0 D.Lee 1 5 5.0 5 0 Total 15 170 11.3 30 0 INTERCEPTIONS T.Williams 1 0 0.0 0 0 C.Woodson 1 0 0.0 0 0 Total 2 0 0.0 0 0 PUNTING T.Masthay 8 352 44.0 41.5 1 5 55 Total 8 352 44.0 41.5 1 5 55 PUNT RETURNS T.Williams 0 0 0.0 3 0 (downed) 1 0 0.0 0 0 (out/bnds) 1 0 0.0 0 0 Returns 0 0 0.0 3 0 KICK RETURNS J.Nelson 1 5 5.0 0 5 0 Returns 1 5 5.0 0 5 0 FUMBLES T.Williams 0 0 0 0 1 5 0 0 F.Zombo 0 0 0 0 1 0 0 0 Total 0 0 0 0 2 1 5 0 0

New York Jets RUSHING L.Tomlinson 16 54 3.4 8 0 S.Greene 6 22 3.7 8 0 M.Sanchez 2 22 11.0 20 0 S.Weatherford 1 17 17.0 17 0 B.Smith 3 12 4.0 5 0 J.Cotchery 1 8 -8.0 -8 0 Total 29 119 4.0 20 0 PASSING M.Sanchez 38 16 256 2/15 0 49 2 43.3 Total 38 16 256 2/15 0 49 2 PASS RECEIVING L.Tomlinson 5 37 7.4 12 0 J.Cotchery 4 89 22.3 49 0 S.Holmes 3 43 14.3 18 0 D.Keller 2 45 22.5 40 0 B.Edwards 1 32 32.0 32 0 S.Greene 1 10 10.0 10 0 Total 16 256 16.0 49 0 INTERCEPTIONS No Yds Avg Lg TD Total 0 0 0.0 0 0 0 PUNTING S.Weatherford 5 216 43.2 43.2 0 1 58 Total 5 216 43.2 43.2 0 1 58 PUNT RETURNS J.Leonhard 1 0 0.0 2 0 K.Wilson 2 0 0.0 0 0 (downed) 2 0 0.0 0 0 (out/bnds) 1 0 0.0 0 0 (back) 1 0 0.0 0 0 Returns 1 0 0.0 3 0 KICK RETURNS B.Smith 4 121 30.3 0 47 0 Returns 4 121 30.3 0 47 0 FUMBLES T.Cotchery 1 0 1 0 0 0 0 0 L.Tomlinson 1 1 0 0 0 0 0 0 B.Smith 1 1 0 0 0 0 0 0 Total 3 1 2 0 0 0 0 0

New York Jets RUSHING L.Tomlinson 16 54 3.4 8 0 S.Greene 6 22 3.7 8 0 M.Sanchez 2 22 11.0 20 0 S.Weatherford 1 17 17.0 17 0 B.Smith 3 12 4.0 5 0 J.Cotchery 1 8 -8.0 -8 0 Total 29 119 4.0 20 0 PASSING M.Sanchez 38 16 256 2/15 0 49 2 43.3 Total 38 16 256 2/15 0 49 2 PASS RECEIVING L.Tomlinson 5 37 7.4 12 0 J.Cotchery 4 89 22.3 49 0 S.Holmes 3 43 14.3 18 0 D.Keller 2 45 22.5 40 0 B.Edwards 1 32 32.0 32 0 S.Greene 1 10 10.0 10 0 Total 16 256 16.0 49 0 INTERCEPTIONS No Yds Avg Lg TD Total 0 0 0.0 0 0 0 PUNTING S.Weatherford 5 216 43.2 43.2 0 1 58 Total 5 216 43.2 43.2 0 1 58 PUNT RETURNS J.Leonhard 1 0 0.0 2 0 K.Wilson 2 0 0.0 0 0 (downed) 2 0 0.0 0 0 (out/bnds) 1 0 0.0 0 0 (back) 1 0 0.0 0 0 Returns 1 0 0.0 3 0 KICK RETURNS B.Smith 4 121 30.3 0 47 0 Returns 4 121 30.3 0 47 0 FUMBLES T.Cotchery 1 0 1 0 0 0 0 0 L.Tomlinson 1 1 0 0 0 0 0 0 B.Smith 1 1 0 0 0 0 0 0 Total 3 1 2 0 0 0 0 0

Green Bay Packers RUSHING B.Jackson 15 55 3.7 27 0 A.Rodgers 8 21 2.6 6 0 A.Rodgers 3 5 1.7 5 0 Total 26 81 3.1 27 0 PASSING A.Rodgers 34 15 170 2/14 0 30 0 59.7 Total 34 15 170 2/14 0 30 0 PASS RECEIVING G.Jennings 6 81 13.5 30 0 J.Nelson 5 55 11.0 19 0 B.Jackson 2 17 8.5 13 0 B.Swain 1 12 12.0 12 0 D.Lee 1 5 5.0 5 0 Total 15 170 11.3 30 0 INTERCEPTIONS T.Williams 1 0 0.0 0 0 C.Woodson 1 0 0.0 0 0 Total 2 0 0.0 0 0 PUNTING T.Masthay 8 352 44.0 41.5 1 5 55 Total 8 352 44.0 41.5 1 5 55 PUNT RETURNS T.Williams 0 0 0.0 3 0 (downed) 1 0 0.0 0 0 (out/bnds) 1 0 0.0 0 0 Returns 0 0 0.0 3 0 KICK RETURNS J.Nelson 1 5 5.0 0 5 0 Returns 1 5 5.0 0 5 0 FUMBLES T.Williams 0 0 0 0 1 5 0 0 F.Zombo 0 0 0 0 1 0 0 0 Total 0 0 0 0 2 1 5 0 0

New York Jets RUSHING L.Tomlinson 16 54 3.4 8 0 S.Greene 6 22 3.7 8 0 M.Sanchez 2 22 11.0 20 0 S.Weatherford 1 17 17.0 17 0 B.Smith 3 12 4.0 5 0 J.Cotchery 1 8 -8.0 -8 0 Total 29 119 4.0 20 0 PASSING M.Sanchez 38 16 256 2/15 0 49 2 43.3 Total 38 16 256 2/15 0 49 2 PASS RECEIVING L.Tomlinson 5 37 7.4 12 0 J.Cotchery 4 89 22.3 49 0 S.Holmes 3 43 14.3 18 0 D.Keller 2 45 22.5 40 0 B.Edwards 1 32 32.0 32 0 S.Greene 1 10 10.0 10 0 Total 16 256 16.0 49 0 INTERCEPTIONS No Yds Avg Lg TD Total 0 0 0.0 0 0 0 PUNTING S.Weatherford 5 216 43.2 43.2 0 1 58 Total 5 216 43.2 43.2 0 1 58 PUNT RETURNS J.Leonhard 1 0 0.0 2 0 K.Wilson 2 0 0.0 0 0 (downed) 2 0 0.0 0 0 (out/bnds) 1 0 0.0 0 0 (back) 1 0 0.0 0 0 Returns 1 0 0.0 3 0 KICK RETURNS B.Smith 4 121 30.3 0 47 0 Returns 4 121 30.3 0 47 0 FUMBLES T.Cotchery 1 0 1 0 0 0 0 0 L.Tomlinson 1 1 0 0 0 0 0 0 B.Smith 1 1 0 0 0 0 0 0 Total 3 1 2 0 0 0 0 0

New York Jets RUSHING L.Tomlinson 16 54 3.4 8 0 S.Greene 6 22 3.7 8 0 M.Sanchez 2 22 11.0 20 0 S.Weatherford 1 17 17.0 17 0 B.Smith 3 12 4.0 5 0 J.Cotchery 1 8 -8.0 -8 0 Total 29 119 4.0 20 0 PASSING M.Sanchez 38 16 256 2/15 0 49 2 43.3 Total 38 16 256 2/15 0 49 2 PASS RECEIVING L.Tomlinson 5 37 7.4 12 0



# GREEN BAY 45, DALLAS 7

Lambeau Field, Sunday, Nov. 7, 2010. Attendance: 70,913. Time: 2:57. Weather: 43° F, Humidity: 62 percent, Wind: S 3 mph. GAME 9

GREEN BAY, Wis. (AP)—Every time it seemed as though the Dallas Cowboys hit their low point, Aaron Rodgers and the Green Bay Packers knocked them down another notch. Rodgers threw for 289 yards and three touchdowns. Brandon Jackson scored twice and Green Bay routed the free-falling Cowboys 45-7 on Sunday night.

It was a new nadir in a lost season for the Cowboys (1-7), who came into 2010 with Super Bowl aspirations. And it's sure to kick off a new round of speculation about the future of coach Wade Phillips, despite recent statements from team owner Jerry Jones that a midseason firing was unlikely. Jones caught eight passes for 123 yards and a touchdown for the Packers (6-3), who have won three straight.

Packers coach Mike McCarthy said he expected his team to play well—but even he was surprised at the lopsided result. Green Bay's Clay Matthews added a final dose of embarrassment in the fourth quarter, picking off a pass from Jon Kitna and running it back 62 yards for a touchdown.

Dallas fell behind 28-0 late in the second quarter, giving up three long touchdown drives before fumbling away a kickoff that was returned for a TD by Nick Collins.

Return man Bryan McCann appeared to be down before he gave the ball away—but the Cowboys didn't have any timeouts left, so they weren't able to challenge the call.

It was just another misstep in a colossal downward spiral for the Cowboys.

Meanwhile, the Packers continued to show how a team with Super Bowl expectations is supposed to handle a disappointing start to the season. It was an impressive performance by Rodgers, who hadn't been playing up to his own high standards earlier this year.

Green Bay has won three in a row after opening 3-3, including an emotional Sunday night home win over Brett Favre and the Vikings followed by a 9-0 road shutout of the New York Jets last week. Beating the talented but troubled Cowboys gives the Packers another boost of momentum heading into their bye week.

About the only serious mistake for the Packers was a personal foul penalty on Collins, flagged for a helmet-to-helmet hit on Cowboys receiver Roy Williams in the third quarter.

Longtime Packers receiver Donald Driver sat out with a quadriceps injury, but Jones and Greg Jennings were able to pick up the slack in the passing game. Jennings had seven catches for 80 yards and a touchdown.

**OFFICIALS** — Referee: Walt Coleman (65); Umpire: Roy Ellison (81); Head Linesman: Ed Camp (134); Line Judge: Michael Spanier (90); Field Judge: Greg Gautreaux (80); Side Judge: Rick Patterson (15); Back Judge: Greg Yette (38); Replay Official: Terry Sullivan

## STARTING LINEUPS

### Dallas Cowboys

#### Offense

WR 11 R. Williams

LT 68 D. Free

LG 63 K. Kosier

C 65 A. Gurode

RG 70 L. Davis

RT 75 M. Colombo

TE 82 J. Witten

WR 19 M. Austin

QB 3 J. Kitna

RB 24 M. Barber

FB 44 C. Gronkowski

CB 32 O. Scandrick

DB 10 M. Crosby

P 8 B. Swain

K 27 J. Kuhn

LS 61 B. Goode

CS 70 T. Lang

CB 22 P. Lee

LB 49 R. Francois

T 65 M. Tauscher

G 67 N. McDonald

OT 74 M. Newhouse

WR 80 D. Driver

TE 81 A. Quarless

DE 94 J. Wynn

### Green Bay Packers

#### Offense

WR 85 G. Jennings

LT 76 C. Clifton

LG 73 D. Colledge

C 63 S. Wells

RG 71 J. Stton

RT 75 B. Bulaga

TE 86 D. Lee

WR 87 J. Nelson

WR 89 J. Jones

QB 12 A. Rodgers

RB 32 B. Jackson

FS 26 N. Collins

DB 10 M. Fynn

WR 16 B. Swain

S 20 A. Bigby

LB 23 D. Nance

CB 28 B. Underwood

CB 37 S. Shields

LB 45 G. Johnson

LB 53 D. Briggs

LB 54 B. Chiller

LB 61 B. Goode

CB 72 J. Spitz

TE 93 E. Walden

DE 98 C. Wilson

DE 98 C. Wilson

DE 98 C. Wilson

DE 98 C. Wilson

DE 98 C. Wilson

DE 98 C. Wilson

DE 98 C. Wilson

DE 98 C. Wilson

DE 98 C. Wilson

DE 98 C. Wilson

DE 98 C. Wilson

DE 98 C. Wilson

DE 98 C. Wilson

DE 98 C. Wilson

DE 98 C. Wilson

DE 98 C. Wilson

DE 98 C. Wilson

DE 98 C. Wilson

DE 98 C. Wilson

GREEN BAY, Wis. (AP)—Every time it seemed as though the Dallas Cowboys hit their low point, Aaron Rodgers and the Green Bay Packers knocked them down another notch.

Rodgers threw for 289 yards and three touchdowns. Brandon Jackson scored twice and Green Bay routed the free-falling Cowboys 45-7 on Sunday night.

It was a new nadir in a lost season for the Cowboys (1-7), who came into 2010 with Super Bowl aspirations. And it's sure to kick off a new round of speculation about the future of coach Wade Phillips, despite recent statements from team owner Jerry Jones that a midseason firing was unlikely.

Jones caught eight passes for 123 yards and a touchdown for the Packers (6-3), who have won three straight. Packers coach Mike McCarthy said he expected his team to play well—but even he was surprised at the lopsided result.

Green Bay's Clay Matthews added a final dose of embarrassment in the fourth quarter, picking off a pass from Jon Kitna and running it back 62 yards for a touchdown.

Dallas fell behind 28-0 late in the second quarter, giving up three long touchdown drives before fumbling away a kickoff that was returned for a TD by Nick Collins.

Return man Bryan McCann appeared to be down before he gave the ball away—but the Cowboys didn't have any timeouts left, so they weren't able to challenge the call.

It was just another misstep in a colossal downward spiral for the Cowboys.

Meanwhile, the Packers continued to show how a team with Super Bowl expectations is supposed to handle a disappointing start to the season. It was an impressive performance by Rodgers, who hadn't been playing up to his own high standards earlier this year.

Green Bay has won three in a row after opening 3-3, including an emotional Sunday night home win over Brett Favre and the Vikings followed by a 9-0 road shutout of the New York Jets last week. Beating the talented but troubled Cowboys gives the Packers another boost of momentum heading into their bye week.

About the only serious mistake for the Packers was a personal foul penalty on Collins, flagged for a helmet-to-helmet hit on Cowboys receiver Roy Williams in the third quarter.

Longtime Packers receiver Donald Driver sat out with a quadriceps injury, but Jones and Greg Jennings were able to pick up the slack in the passing game. Jennings had seven catches for 80 yards and a touchdown.

**OFFICIALS** — Referee: Walt Coleman (65); Umpire: Roy Ellison (81); Head Linesman: Ed Camp (134); Line Judge: Michael Spanier (90); Field Judge: Greg Gautreaux (80); Side Judge: Rick Patterson (15); Back Judge: Greg Yette (38); Replay Official: Terry Sullivan

## STARTING LINEUPS

### Dallas Cowboys

#### Offense

WR 11 R. Williams

LT 68 D. Free

LG 63 K. Kosier

C 65 A. Gurode

RG 70 L. Davis

RT 75 M. Colombo

TE 82 J. Witten

WR 19 M. Austin

QB 3 J. Kitna

RB 24 M. Barber

FB 44 C. Gronkowski

CB 32 O. Scandrick

DB 10 M. Crosby

P 8 B. Swain

K 27 J. Kuhn

LS 61 B. Goode

CS 70 T. Lang

CB 22 P. Lee

LB 49 R. Francois

T 65 M. Tauscher

G 67 N. McDonald

OT 74 M. Newhouse

WR 80 D. Driver

TE 81 A. Quarless

DE 94 J. Wynn

DE 94 J. Wynn

DE 94 J. Wynn

DE 94 J. Wynn

DE 94 J. Wynn

DE 94 J. Wynn

DE 94 J. Wynn

DE 94 J. Wynn

DE 94 J. Wynn

DE 94 J. Wynn

DE 94 J. Wynn

DE 94 J. Wynn

DE 94 J. Wynn

DE 94 J. Wynn

DE 94 J. Wynn

DE 94 J. Wynn

DE 94 J. Wynn

DE 94 J. Wynn

DE 94 J. Wynn

### Green Bay Packers

#### Offense

WR 85 G. Jennings

LT 76 C. Clifton

LG 73 D. Colledge

C 63 S. Wells

RG 71 J. Stton

RT 75 B. Bulaga

TE 86 D. Lee

WR 87 J. Nelson

WR 89 J. Jones

QB 12 A. Rodgers

RB 32 B. Jackson

FS 26 N. Collins

DB 10 M. Fynn

WR 16 B. Swain

S 20 A. Bigby

LB 23 D. Nance

CB 28 B. Underwood

CB 37 S. Shields

LB 45 G. Johnson

LB 53 D. Briggs

LB 54 B. Chiller

LB 61 B. Goode

CB 72 J. Spitz

TE 93 E. Walden

DE 98 C. Wilson

DE 98 C. Wilson

DE 98 C. Wilson

DE 98 C. Wilson

DE 98 C. Wilson

DE 98 C. Wilson

DE 98 C. Wilson

DE 98 C. Wilson

DE 98 C. Wilson

DE 98 C. Wilson

DE 98 C. Wilson

DE 98 C. Wilson

DE 98 C. Wilson

DE 98 C. Wilson

DE 98 C. Wilson

DE 98 C. Wilson

DE 98 C. Wilson

DE 98 C. Wilson

DE 98 C. Wilson

GREEN BAY, Wis. (AP)—Every time it seemed as though the Dallas Cowboys hit their low point, Aaron Rodgers and the Green Bay Packers knocked them down another notch.

Rodgers threw for 289 yards and three touchdowns. Brandon Jackson scored twice and Green Bay routed the free-falling Cowboys 45-7 on Sunday night.

It was a new nadir in a lost season for the Cowboys (1-7), who came into 2010 with Super Bowl aspirations. And it's sure to kick off a new round of speculation about the future of coach Wade Phillips, despite recent statements from team owner Jerry Jones that a midseason firing was unlikely.

Jones caught eight passes for 123 yards and a touchdown for the Packers (6-3), who have won three straight. Packers coach Mike McCarthy said he expected his team to play well—but even he was surprised at the lopsided result.

Green Bay's Clay Matthews added a final dose of embarrassment in the fourth quarter, picking off a pass from Jon Kitna and running it back 62 yards for a touchdown.

Dallas fell behind 28-0 late in the second quarter, giving up three long touchdown drives before fumbling away a kickoff that was returned for a TD by Nick Collins.

Return man Bryan McCann appeared to be down before he gave the ball away—but the Cowboys didn't have any timeouts left, so they weren't able to challenge the call.

It was just another misstep in a colossal downward spiral for the Cowboys.

Meanwhile, the Packers continued to show how a team with Super Bowl expectations is supposed to handle a disappointing start to the season. It was an impressive performance by Rodgers, who hadn't been playing up to his own high standards earlier this year.

Green Bay has won three in a row after opening 3-3, including an emotional Sunday night home win over Brett Favre and the Vikings followed by a 9-0 road shutout of the New York Jets last week. Beating the talented but troubled Cowboys gives the Packers another boost of momentum heading into their bye week.

About the only serious mistake for the Packers was a personal foul penalty on Collins, flagged for a helmet-to-helmet hit on Cowboys receiver Roy Williams in the third quarter.

Longtime Packers receiver Donald Driver sat out with a quadriceps injury, but Jones and Greg Jennings were able to pick up the slack in the passing game. Jennings had seven catches for 80 yards and a touchdown.

**OFFICIALS** — Referee: Walt Coleman (65); Umpire: Roy Ellison (81); Head Linesman: Ed Camp (134); Line Judge: Michael Spanier (90); Field Judge: Greg Gautreaux (80); Side Judge: Rick Patterson (15); Back Judge: Greg Yette (38); Replay Official: Terry Sullivan

## STARTING LINEUPS

### Dallas Cowboys

#### Offense

WR 11 R. Williams

LT 68 D. Free

LG 63 K. Kosier

C 65 A. Gurode

RG 70 L. Davis

RT 75 M. Colombo

TE 82 J. Witten

WR 19 M. Austin

QB 3 J. Kitna

RB 24 M. Barber

FB 44 C. Gronkowski

CB 32 O. Scandrick

DB 10 M. Crosby

P 8 B. Swain

K 27 J. Kuhn

LS 61 B. Goode

CS 70 T. Lang

CB 22 P. Lee

LB 49 R. Francois

T 65 M. Tauscher

G 67 N. McDonald

OT 74 M. Newhouse

WR 80 D. Driver

TE 81 A. Quarless

DE 94 J. Wynn

DE 94 J. Wynn

DE 94 J. Wynn

DE 94 J. Wynn

DE 94 J. Wynn

DE 94 J. Wynn

DE 94 J. Wynn

DE 94 J. Wynn

DE 94 J. Wynn

DE 94 J. Wynn

DE 94 J. Wynn

DE 94 J. Wynn

DE 94 J. Wynn

DE 94 J. Wynn

DE 94 J. Wynn

MINNEAPOLIS (AP)—Brett Favre looked ready for retirement, with six likely meaningless games now left for Minnesota in the epilogue of his 20-year career.

Arnon Rodgers and Green Bay's swarming defense sure made it clear who's in charge of this Packers-Vikings rivalry right now. Rodgers went 22 for 31 for 301 yards, with three of his four touchdown passes going to Greg Jennings. He beat Favre for the second time this season and sent Green Bay to a 31-3 victory over what was a melting-down Minnesota on Sunday.

The Packers (7-3) emerged fresh from their bye week and kept pace in the NFC North race with the Chicago Bears (7-3), ruining any realistic hope the Vikings (3-7) had left for another shot at the Super Bowl.

Instead, this "100th meeting between these border-state rivals, likely the last for the 41-year-old Favre, was marked by costly turnovers, untimely penalties and even some sideline shouting by the frustrated Vikings.

Owner Zigi Wilf walked sternly out of a silent locker room without commenting. The Vikings also lost starting right guard Anthony Herrera to a season-ending knee injury. Childress said he didn't think the Vikings quit, but some players wondered aloud whether everyone's effort was there about the future of head coach Brad Childress.

As for Favre's future?

He insisted he's committed to the team and the rest of the season, despite failing to directly answer questions about whether he wants to finish it and vaguely saying he planned to "re-evaluate" the situation on Monday.

Traaron Williams intercepted Favre to stop a long Vikings drive, and Rodgers took the Packers the other way for a touchdown to James Jones in the final minute of the first half to give the visitors a 17-3 lead.

Favre and close friend Darrell Bevell, the offensive coordinator, were seen on TV snapping at each other on the sideline after the interception. Favre said he and Bevell were "fine" and said he'd have made the same throw again, crediting Williams—who's having a Pro Bowl-caliber season—for an exceptional play.

The "Go Pack Go!" cry from the Wisconsin transplants and travelers grew louder as the game went on, with Vikings fans getting in a few "Fire Childress!" chants for good measure.

With 10 players and five starters lost for the season on injured reserve, plus a stiff second-half schedule featuring a trip to NFC-leading Atlanta next week, McCarthy and the Packers have plenty of work in front of them.

But the steam and swagger they regained in their 28-24 win over the Vikings on Oct. 24 is making them look more like the Super Bowl contender they were purported to be this summer.

**OFFICIALS** — Referee: Clete Bakeman (34); Umpire: Garth DeFelice (53); Head Linesman: Tony Velezi (36); Line Judge: Jeff Seeman (45); Field Judge: Mike Weir (50); Side Judge: Greg Meyer (78); Back Judge: Terrence Miles (111); Replay Official: Dick Creed

**STARTING LINEUPS**

**Green Bay Packers**

Offense			Defense		
WR	85	G.Jennings	NT	90	B.Raji
LT	76	C.Clifton	ROE	77	C.Jenkins
LG	73	D.Keightley	LOLB	52	C.Matthews
C	63	S.Wells	BLB	50	A.Hawk
RG	71	J.Stilton	MLB	55	D.Bishop
RT	75	B.Bulaga	ROLB	58	F.Zombo
TE	86	D.Lee	LCB	21	C.Woodson
WR	80	D.Driver	RCB	38	T.Williams
QB	12	A.Rodgers	SS	26	C.Peprah
FB	32	B.Jackson	WB	4	B.Favre
RB	45	O.Johnson	DB	37	S.Shields

**Minnesota Vikings**

Offense			Defense		
WR	87	B.Berrian	LDE	91	R.Edwards
LT	74	B.McKinnie	NT	94	P.Williams
LG	76	S.Hutchinson	UT	93	K.Williams
C	65	J.Sullivan	ROE	69	J.Allen
RG	64	A.Herrera	SLB	52	C.Greenway
RT	71	P.Loehloth	MLB	56	E.Henderson
TE	81	V.Shancoe	WLB	51	B.LaBer
WR	12	P.Harvin	LCB	26	A.Winfield
QB	4	B.Favre	RCB	31	C.Cook
FB	18	S.Rice	SS	39	H.Abdullah
RB	28	A.Peterson	WB	20	M.Williams

**GREEN BAY SUBSTITUTIONS** — K 2 M.Crosby, P 8 T.Masthay, O 8 M.Flynn, WR 16 B.Swain, S 20 A.Bigby, CB 22 P.Lee, RB 23 D.Dianco, CB/S 24 J.Bush, S 27 A.Smith, RB 30 J.Kuhn, LB 54 B.Chillar, LB 57 M.Williams, LG 70 T.Lang, C/G 72 J.Spitz, DE/NT 79 R.Pickett, TE 81 A.Quarless, TE 83 T.Crabtree, WR 87 J.Nelson, WR 89 J.Jones, LB 93 E.Walden, DT 95 H.Green, DE 98 C.Wilson.

**INACTIVES** — CB 28 B.Underwood, FB 35 K.Hall, TE 41 S.Hauner, RB 44 J.Starks, LB 53 D.Briggs, G 67 N.McDonald, GT 74 M.Newhouse, DE 94 J.Wynn.

**FIELD GOALS (made / & missed)**

Team	Qtr	Time	Description (Extra Point) (Drive Info)	Yds	Result
Packers	1	6:06	R.Longwell 24 yd. Field Goal (10-77, 5:51)	24	Made
	2	9:44	M.Crosby 42 yd. Field Goal (7-54, 2:36)	42	Made
	2	5:14	G.Jennings 11 yd. pass from A.Rodgers (M.Crosby kick) (6-80, 3:29)	11	Made
	3	12:01	G.Jennings 46 yd. pass from A.Rodgers (M.Crosby kick) (6-73, 2:59)	46	Made
Vikings	4	9:42	G.Jennings 22 yd. pass from A.Rodgers (M.Crosby kick) (6-42, 3:32)	22	Made

**GREEN BAY DEFENSIVE STATISTICS (official)**

Player	UT	A	TE	LT	SB	QBH	FF	FR	Int	PD
D.Bishop	7	1	0	0	0	0	0	0	1-14	2
A.Hawk	7	1	2	8	0	0	0	0	0-0	2
F.Zombo	6	2	0	8	0	0	0	0	0-0	0
N.Collins	6	1	0	7	0	0	0	0	0-0	0
C.Woodson	6	1	0	7	0	0	1	0	0-0	0
C.Matthews	4	1	2	5	1-1	2	0	0	0-0	0
B.Raji	2	3	1	5	0-0	2	0	0	0-0	1-14
<b>Totals</b>	<b>45</b>	<b>13</b>	<b>5</b>	<b>58</b>	<b>1-1</b>	<b>10</b>	<b>1</b>	<b>1</b>	<b>1-14</b>	<b>5</b>

**Green Bay Packers**

RUSHING			RECEIVING			PASSING		
D.Nance	12	37	3.1	11	0	141.3		
B.Jackson	14	28	2.0	6	0	87.5		
A.Rodgers	3	21	7.0	15	0	141.4		
M.Flynn	1	5	5.0	5	0			
Total	30	91	3.0	15	0			
ATT CMP YDS SK/YD TD LG IN RT			ATT CMP YDS SK/YD TD LG IN RT					
A.Rodgers	31	22	301	3/23	4	47	0	141.3
M.Flynn	1	1	5	0/0	0	5	0	87.5
Total	32	23	306	3/23	4	47	0	141.4
PASS RECEIVING			PASS RECEIVING					
G.Jennings	7	152	21.7	47	3			
B.Jackson	4	38	9.5	15	0			
D.Driver	4	31	7.8	10	0			
J.Jones	3	51	17.0	39	1			
J.Nelson	3	20	6.7	8	0			
A.Quarless	1	14	14.0	14	0			
D.Lee	1	0	0.0	0	0			
Total	23	306	13.3	47	4			
INTERCEPTIONS			INTERCEPTIONS					
T.Williams	1	14	14.0	14	0			
Total	1	14	14.0	14	0			
PUNTING			PUNTING					
T.Masthay	5	196	39.2	38.2	0	2	47	
Total	5	196	39.2	38.2	0	2	47	
PUNT RETURNS			PUNT RETURNS					
T.Williams	2	12	6.0	1	13	0		
S.Shields	0	-1	0.0	0	-1	0		
(downed)	1	0	0.0	0	0	0		
(out/bnds)	1	0	0.0	0	0	0		
Returns	2	11	5.5	1	13	0		
KICK RETURNS	NO	YDS	AVG	FC	LG	TD		
S.Shields	1	22	22.0	0	22	0		
J.Kuhn	1	8	8.0	0	8	0		
Returns	2	30	15.0	0	22	0		
FUMBLES			FUMBLES					
C.Woodson	0	0	0	0	0	0		
A.Hawk	0	0	0	0	1	0		
Total	0	0	0	0	1	0		

**Green Bay Packers**

RUSHING			RECEIVING			PASSING		
D.Nance	12	37	3.1	11	0	141.3		
B.Jackson	14	28	2.0	6	0	87.5		
A.Rodgers	3	21	7.0	15	0	141.4		
M.Flynn	1	5	5.0	5	0			
Total	30	91	3.0	15	0			
ATT CMP YDS SK/YD TD LG IN RT			ATT CMP YDS SK/YD TD LG IN RT					
A.Rodgers	31	22	301	3/23	4	47	0	141.3
M.Flynn	1	1	5	0/0	0	5	0	87.5
Total	32	23	306	3/23	4	47	0	141.4
PASS RECEIVING			PASS RECEIVING					
G.Jennings	7	152	21.7	47	3			
B.Jackson	4	38	9.5	15	0			
D.Driver	4	31	7.8	10	0			
J.Jones	3	51	17.0	39	1			
J.Nelson	3	20	6.7	8	0			
A.Quarless	1	14	14.0	14	0			
D.Lee	1	0	0.0	0	0			
Total	23	306	13.3	47	4			
INTERCEPTIONS			INTERCEPTIONS					
T.Williams	1	14	14.0	14	0			
Total	1	14	14.0	14	0			
PUNTING			PUNTING					
T.Masthay	5	196	39.2	38.2	0	2	47	
Total	5	196	39.2	38.2	0	2	47	
PUNT RETURNS			PUNT RETURNS					
T.Williams	2	12	6.0	1	13	0		
S.Shields	0	-1	0.0	0	-1	0		
(downed)	1	0	0.0	0	0	0		
(out/bnds)	1	0	0.0	0	0	0		
Returns	2	11	5.5	1	13	0		
KICK RETURNS	NO	YDS	AVG	FC	LG	TD		
S.Shields	1	22	22.0	0	22	0		
J.Kuhn	1	8	8.0	0	8	0		
Returns	2	30	15.0	0	22	0		
FUMBLES			FUMBLES					
C.Woodson	0	0	0	0	0	0		
A.Hawk	0	0	0	0	1	0		
Total	0	0	0	0	1	0		

**Minnesota Vikings**

RUSHING			RECEIVING			PASSING		
D.Nance	12	37	3.1	11	0	141.3		
B.Jackson	14	28	2.0	6	0	87.5		
A.Rodgers	3	21	7.0	15	0	141.4		
M.Flynn	1	5	5.0	5	0			
Total	30	91	3.0	15	0			
ATT CMP YDS SK/YD TD LG IN RT			ATT CMP YDS SK/YD TD LG IN RT					
A.Rodgers	31	22	301	3/23	4	47	0	141.3
M.Flynn	1	1	5	0/0	0	5	0	87.5
Total	32	23	306	3/23	4	47	0	141.4
PASS RECEIVING			PASS RECEIVING					
G.Jennings	7	152	21.7	47	3			
B.Jackson	4	38	9.5	15	0			
D.Driver	4	31	7.8	10	0			
J.Jones	3	51	17.0	39	1			
J.Nelson	3	20	6.7	8	0			
A.Quarless	1	14	14.0	14	0			
D.Lee	1	0	0.0	0	0			
Total	23	306	13.3	47	4			
INTERCEPTIONS			INTERCEPTIONS					
T.Williams	1	14	14.0	14	0			
Total	1	14	14.0	14	0			
PUNTING			PUNTING					
T.Masthay	5	196	39.2	38.2	0	2	47	
Total	5	196	39.2	38.2	0	2	47	
PUNT RETURNS			PUNT RETURNS					
T.Williams	2	12	6.0	1	13	0		
S.Shields	0	-1	0.0	0	-1	0		
(downed)	1	0	0.0	0	0	0		
(out/bnds)	1	0	0.0	0	0	0		
Returns	2	11	5.5	1	13	0		
KICK RETURNS	NO	YDS	AVG	FC	LG	TD		
S.Shields	1	22	22.0	0	22	0		
J.Kuhn	1	8	8.0	0	8	0		
Returns	2	30	15.0	0	22	0		
FUMBLES			FUMBLES					
C.Woodson	0	0	0	0	0	0		
A.Hawk	0	0	0	0	1			

ATLANTA (AP) — Don't even mention a third straight winning season to the Atlanta Falcons.

Their goals are so much bigger than that. The Falcons stayed atop the NFC when Matt Bryant kicked a 47-yard field goal with 9 seconds remaining Sunday for a 20-17 victory over the Green Bay Packers, one of the teams trying to chase down Atlanta in the conference standings.

Make no mistake. The Falcons (9-2) were very much aware of the possible ramifications this game might have beyond the regular season. The Falcons have won five in a row for their longest streak since the 1998 season, when the team reached its only Super Bowl. Also assumed is a third consecutive winning record—not too shabby, considering the franchise had never had two in a row before this run.

Yet that's just an afterthought for these guys, who have won six straight games decided by a touchdown or less after losing the opener to Pittsburgh in overtime.

Bryant had to make his winning kick twice.

The Packers called a timeout just before he knocked his first attempt right down the middle. No problem. The 35-year-old had already made two game-winning kicks this season, and No. 3 had plenty of distance as it hooked slightly but stayed several feet inside the left upright. He do-over capped a game between playoff contenders that lived up to all the hype: a bruising defensive struggle filled with huge fourth-down plays and one very important kickoff return by Eric Weems.

After Aaron Rodgers threw a 10-yard touchdown pass to Jordy Nelson with 56 seconds remaining to tie the game for Green Bay (7-4), Weems broke loose up the middle and was dragged down by Matt Wilhelm with a flagrant facemask tackle. The Falcons took over at the Green Bay 49, Matt Ryan completed four straight short passes and Bryant made the winning kick.

The Falcons weren't concerned after Green Bay scored, especially with Ryan at quarterback. He completed 24-of-28 for 198 yards, including a 4-yarder to Tony Gonzalez for Atlanta's first TD.

Green Bay thought it had forced overtime when Rodgers directed a 16-play, 90-yard drive for the tying score. He improvised two huge plays on fourth down, beginning with a scrambling, backhanded flip of a pass to James Jones for an 18-yard gain on fourth-and-1 at the 21.

**OFFICIALS** — Referee: Peter Morelli (135); Umpire: Ruben Fowler (71); Head Linesman: George Hayward (54); Line Judge: John Hussey (35);

Field Judge: Jon Luciwsky (89); Side Judge: Don Carlson (39); Back Judge: Rob Vernatchi (75); Replay Official: Al Hynes

## STARTING LINEUPS

### Green Bay Packers

Offense	Defense
WR 85 G.Jennings	LDE 79 R.Pickett
LT 76 C.Clifton	NT 90 B.Raji
LG 73 D.Coledge	RDE 77 C.Jenkins
C 63 S.Wells	LOLB 52 C.Matthews
RG 71 J.Stton	BLB 55 A.Hawk
RT 75 B.Bulaga	MLB 55 D.Bishop
TE 81 A.Quarless	ROLB 58 F.Zombo
WR 80 D.Driver	LCB 21 C.Woodson
QB 12 A.Rodgers	CB 38 T.Williams
RB 32 B.Jackson	SS 26 C.Peprah
FB 35 K.Hall	FS 36 M.Collins

### Atlanta Falcons

Offense	Defense
WR 12 M.Jenkins	RE 55 J.Abraham
LT 72 S.Baker	DT 95 J.Babinoux
LG 63 J.Blaock	DT 91 C.Peters
C 62 T.McClure	LE 71 K.Biermann
RG 73 H.Dahl	OLB 54 S.Nicholas
RT 77 T.Clabo	MLB 50 C.Lofton
TE 88 T.Gonzalez	OLB 53 M.Peterson
WR 84 R.White	RCB 23 D.Robinson
QB 22 M.Ryan	LCB 20 B.Grimmes
RB 33 M.Turner	S 25 W.Moore
TE 87 J.Peelle	S 28 T.DeCoud

**GREEN BAY SUBSTITUTIONS** — K 2 M.Crosby, P 8 T.Masithay, WR 16 B.Swain, CB 22 P.Lee, RB 23 D.Nance, CB/S 24 J.Bush, CB 28 B.Underwood, RB 30 J.Kuhn, CB 37 S.Shields, TE 41 S.Havner, FB 45 Q.Johnson, LB 54 B.Chillar, LB 57 M.Wilhelm, LS 61 B.Goode, T/G 70 T.Lang, C/G 72 J.Soltz, TE 83 T.Crabtree, WR 87 J.Nelson, WR 89 J.Jones, LB 93 E.Walden, DT 95 H.Green, DE 98 C.Wilson. **DID NOT PLAY** — QB 10 M.Flynn. **INACTIVES** — S 20 A.Bigby, S 27 A.Smith, RB 44 J.Starks, LB 53 D.Briggs, G 67 N.McDonald, G/T 74 M.McNewhouse, TE 86 D.Lee, DE 94 J.Wynn.

## FIELD GOALS (made / & missed)

Team	Qtr	Time	Play Description (Extra Point) (Drive Info)	Visitor	Home
Falcons	1	8:31	M.Bryant 38 yd. Field Goal (10-55, 5:29)	0	3
Packers	1	0:04	M.Crosby 22 yd. Field Goal (9-81, 5:01)	3	3
Falcons	2	0:08	T.Gonzalez 4 yd. pass from M.Ryan (M.Bryant kick) (14-80, 7:24)	0	10
Packers	3	7:17	A.Rodgers 1 yd. run (M.Crosby kick) (7-80, 2:52)	10	10
Falcons	4	14:24	M.Turner 1 yd. run (M.Bryant kick) (14-80, 7:53)	10	17
Packers	4	0:56	J.Nelson 10 yd. pass from A.Rodgers (M.Crosby kick) (16-90, 5:03)	17	17
Falcons	4	0:09	M.Bryant 47 yd. Field Goal (6-20, 0:47)	17	20

## GREEN BAY DEFENSIVE STATISTICS (official)

UT	A	TFL	II	Sck	QBH	FE	FR	Int	PD
D.Bishop	8	5	0	13	0-0	0	0	0	0
F.Zombo	8	3	1	11	1-1	1	1	0	0
C.Penah	8	1	0	9	0-0	0	0	0	0
T.Williams	7	2	0	9	0-0	0	0	0	0
A.Hawk	5	3	1	8	0-0	0	0	0	0
C.Woodson	7	0	1	7	0-0	0	0	0	0
N.Collins	4	1	0	5	0-0	0	0	0	0
<b>Totals</b>	<b>56</b>	<b>23</b>	<b>3</b>	<b>79</b>	<b>2-20</b>	<b>2</b>	<b>1</b>	<b>0</b>	<b>0-0</b>

## Green Bay Packers

RUSHING	ATT	YDS	AVG	LG	TD
A.Rodgers	12	51	4.3	11	1
B.Jackson	10	26	2.6	12	0
D.Nance	1	0	0.0	0	0
Total	23	77	3.3	12	1

## PASSING

ATT	CMP	YDS	SK/YD	TD	LG	IN	RT
A.Rodgers	35	26	344	1/3	1	35	0
Total	35	26	344	1/3	1	35	0

## PASS RECEIVING

NO	YDS	AVG	LG	TD
G.Jennings	5	119	23.8	35
J.Nelson	5	61	12.2	28
J.Jones	5	44	8.8	18
A.Quarless	3	35	11.7	19
B.Jackson	3	10	3.3	9
B.Swain	2	40	20.0	31
D.Driver	2	26	13.0	17
J.Kuhn	1	9	9.0	9
Total	26	344	13.2	35

## INTERCEPTIONS

NO	YDS	AVG	LG	TD
Total	26	344	13.2	35

## PUNTING

NO	YDS	AVG	NET	TB	IN20	LG
T.Masithay	2	88	44.0	44.0	0	53
Total	2	88	44.0	44.0	0	53

## PUNT RETURNS

NO	YDS	AVG	FC	LG	TD
T.Williams	2	2	1.0	2	5
Returns	2	2	1.0	2	5

## KICK RETURNS

NO	YDS	AVG	FC	LG	TD
S.Shields	4	87	21.8	0	37
(tback)	1	0	0.0	0	0
Returns	4	87	21.8	0	37

## FUMBLES

FumLost	Rec	Yds	TD	FF	Rec	Yds	TDBds
A.Rodgers	2	1	0	0	0	0	0
G.Jennings	2	0	0	0	0	0	1
K.Hall	0	0	1	0	0	0	0
F.Zombo	0	0	0	0	1	0	0
Total	4	1	2	0	1	0	1

## Atlanta Falcons

RUSHING	ATT	YDS	AVG	LG	TD
M.Turner	23	110	4.8	26	1
J.Snellng	4	7	1.8	6	0
Total	27	117	4.3	26	1

## PASSING

ATT	CMP	YDS	SK/YD	TD	LG	IN	RT
M.Ryan	28	24	197	2/20	1	21	0
Total	28	24	197	2/20	1	21	0

## PASS RECEIVING

NO	YDS	AVG	LG	TD
T.Gonzalez	6	51	8.5	21
R.White	5	49	9.8	14
J.Snellng	4	32	8.0	12
M.Jenkins	3	24	8.0	14
H.Douglas	2	7	3.5	4
O.Mughelli	1	16	16.0	16
J.Peelle	1	14	14.0	14
M.Turner	1	4	4.0	4
G.Johnson	1	0	0.0	0
Total	24	197	8.2	21

## INTERCEPTIONS

NO	YDS	AVG	LG	TD
Total	24	197	8.2	21

## PUNTING

NO	YDS	AVG	NET	TB	IN20	LG
M.Koehn	4	161	40.3	39.8	0	51
Total	4	161	40.3	39.8	0	51

## PUNT RETURNS

NO	YDS	AVG	FC	LG	TD
(downed)	1	0	0.0	0	0
(out/bnds)	1	0	0.0	0	0
Returns	0	0	0.0	0	0

## KICK RETURNS

NO	YDS	AVG	FC	LG	TD
E.Weems	3	93	31.0	0	40
J.Dugan	1	0	0.0	0	0
Returns	3	93	31.0	0	40

## FUMBLES

FumLost	Rec	Yds	TD	FF	Rec	Yds	TDBds
G.Johnson	1	0	0	0	0	0	1
J.Abraham	0	0	0	0	1	0	0
T.DeCoud	0	0	0	0	1	0	0
C.Lofton	0	0	0	0	1	0	0
M.Peterson	0	0	0	0	1	0	0
Total	1	0	0	0	3	1	1

## FIELD GOALS (made / & missed)

Team	Qtr	Time	Play Description (Extra Point) (Drive Info)	Visitor	Home
Falcons	1	8:31	M.Bryant 38 yd. Field Goal (10-55, 5:29)	0	3
Packers	1	0:04	M.Crosby 22 yd. Field Goal (9-81, 5:01)	3	3
Falcons	2	0:08	T.Gonzalez 4 yd. pass from M.Ryan (M.Bryant kick) (14-80, 7:24)	0	10
Packers	3	7:17	A.Rodgers 1 yd. run (M.Crosby kick) (7-80, 2:52)	10	10
Falcons	4	14:24	M.Turner 1 yd. run (M.Bryant kick) (14-80, 7:53)	10	17
Packers	4	0:56	J.Nelson 10 yd. pass from A.Rodgers (M.Crosby kick) (16-90, 5:03)	17	17
Falcons	4	0:09	M.Bryant 47 yd. Field Goal (6-20, 0:47)	17	20

## FIELD GOALS (made / & missed)

Team	Qtr	Time	Play Description (Extra Point) (Drive Info)	Visitor	Home
Falcons	1	8:31	M.Bryant 38 yd. Field Goal (10-55, 5:29)	0	3
Packers	1	0:04	M.Crosby 22 yd. Field Goal (9-81, 5:01)	3	3
Falcons	2	0:08	T.Gonzalez 4 yd. pass from M.Ryan (M.Bryant kick) (14-80, 7:24)	0	10
Packers	3	7:17	A.Rodgers 1 yd. run (M.Crosby kick) (7-80, 2:52)	10	10
Falcons	4	14:24	M.Turner 1 yd. run (M.Bryant kick) (14-80, 7:53)	10	17
Packers	4	0:56	J.Nelson 10 yd. pass from A.Rodgers (M.Crosby kick) (16-90, 5:03)	17	17
Falcons	4	0:09	M.Bryant 47 yd. Field Goal (6-20, 0:47)	17	20

## Atlanta Falcons

RUSHING	ATT	YDS	AVG	LG	TD
M.Turner	23	110	4.8	26	1
J.Snellng	4	7	1.8	6	0
Total	27	117	4.3	26	1

## PASSING

ATT	CMP	YDS	SK/YD	TD	LG	IN	RT
M.Ryan	28	24	197	2/20	1	21	0
Total	28	24	197	2/20	1	21	0

## PASS RECEIVING

NO	YDS	AVG	LG	TD
T.Gonzalez	6	51	8.5	21
R.White	5	49	9.8	14
J.Snellng	4	32	8.0	12
M.Jenkins	3	24	8.0	14
H.Douglas	2	7	3.5	4
O.Mughelli	1	16	16.0	16
J.Peelle	1	14	14.0	14
M.Turner	1	4	4.0	4
G.Johnson	1	0	0.0	0
Total	24	197	8.2	21

## INTERCEPTIONS

NO	YDS	AVG	LG	TD
Total	24	197	8.2	21

## PUNTING

NO	YDS	AVG	NET	TB	IN20	LG
M.Koehn	4	161	40.3	39.8	0	51
Total	4	161	40.3	39.8	0	51

## PUNT RETURNS

NO	YDS	AVG	FC	LG	TD
(downed)	1	0	0.0	0	0
(out/bnds)	1	0	0.0	0	0
Returns	0	0	0.0	0	0

## KICK RETURNS

NO	YDS	AVG	FC	LG	TD
E.Weems	3	93	31.0	0	40
J.Dugan	1	0	0.0		



# GREEN BAY 34, SAN FRANCISCO 16

# Lambeau Field, Sunday, Dec. 5, 2010. Attendance: 70,575. Time: 3:08. Weather: 26° F. Humidity: 60 percent. Wind: NW 16 mph. GAME 12

GREEN BAY, Wis. (AP)—Donald Driver woke up with a case of food poisoning on Sunday morning, blaming it on a bad batch of spicy chicken wings. Then he gave the San Francisco 49ers' defense a play that was difficult to digest.

Driver left a string of befuddled 49ers' defenders in his dust on a rambling 61-yard catch-and-run for a touchdown in the third quarter, providing the most critical play in the Packers' 34-16 victory at Lambeau Field on Sunday.

As Driver and the team celebrated, the crowd counted out all the tackles he broke as the play was replayed on the stadium video screens. Greg Jennings also caught six passes for 122 yards and a pair of touchdowns for the Packers (8-4), who picked up a critical victory as they make a push for the playoffs.

Rodgers was 21-of-30 for 298 yards with three touchdowns and no interceptions. Vernon Davis had 126 yards receiving and a touchdown for the 49ers (4-8), who came into Sunday's game with playoff hopes despite their disappointing record.

Addressing his increasingly shaky job status, 49ers coach Mike Singletary said simply that he coaches for his job every week. He struggled to find positives to take away from Sunday.

It was a wintry day at Lambeau, with temperatures in the 20s and a stiff, steady 16-mph wind. The conditions seemed to impede the Packers' passing game early as Rodgers was uncharacteristically off target, missing Driver in the end zone in the first quarter and failing to convert an open third-and-long throw in the second quarter because the ball bounced off a defender's helmet. Packers coach Mike McCarthy said the wind didn't change the way he called the offense on Sunday because of the weather, but Rodgers acknowledged that he didn't account for the wind on the missed throw to Driver.

**OFFICIALS** — Referee: Bill Leavy (127); Umpire: Darrell Jenkins (76); Head Linesman: Mark Baltz (26); Line Judge: Mark Perfrman (9); Field Judge: Jim Quirk (63); Side Judge: Barry Anderson (20); Back Judge: Keith Ferguson (61); Replay Official: Al Jury

## STARTING LINEUPS

San Francisco 49ers		Green Bay Packers	
Offense	Defense	Offense	Defense
WR 15 M.Crabtree	LDT 90 I.Sopooga	WR 85 G.Jennings	LDE 79 R.Pickett
LT 65 B.Sims	RT 92 A.Franklin	LT 76 C.Clifton	NT 90 B.Raji
LG 77 M.Iupati	RDT 94 J.Smith	LG 73 D.Collidge	DT 95 H.Green
C 64 D.Baas	SAM 99 M.Lawson	C 63 S.Wells	ROE 77 C.Jenkins
RG 62 C.Rochal	TED 51 T.Spikes	RG 71 J.Sifton	LOLB 52 C.Matthews
RT 76 A.Davis	MIKE 52 P.Willis	RT 75 B.Bulaga	BLB 50 A.Hawk
TE 85 V.Davis	WILL 54 T.LaBoy	WR 80 D.Driver	MLB 55 D.Bishop
WR 84 J.Morgan	LCB 36 S.Spencer	WR 87 J.Nelson	ROLB 58 F.Zombo
QB 1 T.Smith	RCB 22 M.Clements	LB 21 A.Woodson	LCB 21 C.Woodson
RB 20 B.Westbrook	SS 30 R.Smith	RB 32 B.Jackson	RCB 38 T.Williams
FB 44 M.Morris	FS 38 D.Goldson	FB 35 K.Hall	FS 36 N.Collins

**GREEN BAY SUBSTITUTIONS** — K 2 M.Crosby, P 8 T.Mashay, QB 10 M.Flynn, WR 16 B.Swain, CB/S 24 J.Bush, S 26 C.Peprah, CB 28 B.Underwood, RB 30 J.Kuhn, CB 37 S.Shields, CB 40 J.Gordy, RB 44 J.Starks, FB 45 Q.Johnson, LB 49 R.Francois, LB 53 D.Briggs, LB 61 B.Goodie, T/G 70 T.Larg, C/G 72 J.Splitz, TE 81 A.Quarless, TE 86 D.Lee, WR 89 J.Jones, LB 93 E.Walden, DE 98 C.Wilson. **INACTIVES** — S 20 A.Bigby, CB 22 P.Lee, RB 23 D.Nance, S 27 A.Smith, LB 57 M.Wilhelm, G 67 N.McDonald, G 74 M.Nevhouse, DE 94 J.Wynn.

Qtr	Time	Play Description (Extra Points) (Drive Info)	Visitor	Home
1	11:49	J.Reed 44 yd. Field Goal (7-45, 3:11)	3	0
2	12:34	J.Reed 26 yd. Field Goal (7-31, 3:04)	3	0
2	7:02	G.Jennings 57 yd. pass from A.Rodgers (M.Crosby kick) (5-78, 2:22)	0	7
2	1:46	J.Kuhn 1 yd. run (M.Crosby kick) (6-50, 3:27)	6	7
2	1:26	V.Davis 66 yd. pass from T.Smith (J.Reed kick) (2-66, 0:20)	13	14
3	11:52	D.Driver 61 yd. pass from A.Rodgers (M.Crosby kick) (4-69, 3:08)	13	21
3	6:39	J.Reed 23 yd. Field Goal (10-64, 5:13)	16	21
3	3:37	G.Jennings 1 yd. pass from A.Rodgers (M.Crosby kick) (5-56, 3:02)	16	28
4	13:50	M.Crosby 43 yd. Field Goal (9-18, 4:11)	16	31
4	3:10	M.Crosby 24 yd. Field Goal (17-74, 8:35)	16	34

Team	UT	A	TFL	IT	SB	QBH	FE	FR	Int	PD
San Francisco 49ers	5	2	0	7	0-0	1	0	0	0	0
Green Bay Packers	5	1	0	6	0-0	1	0	0	0	0

Team	Yds	Att	Comp	Int	TD	Yds	Att	Comp	Int	TD
San Francisco 49ers	126	21	12	0	1	298	44	22	0	3
Green Bay Packers	298	30	21	0	3	194	42	25	1	0

## GREEN BAY DEFENSIVE STATISTICS (official)

Player	Tackles	Assists	Sacks	QBH	FF	FR	Int	PD
C.Matthews	5	2	0	0	0	0	0	0
D.Bishop	5	1	0	0	0	0	0	0
C.Peprah	5	1	0	0	0	0	0	0
A.Hawk	4	1	0	0	0	0	0	0
F.Zombo	4	1	0	0	0	0	0	0
R.Pickett	3	2	1	0	0	0	0	0
N.Collins	4	0	0	0	0	0	0	0
C.Jenkins	3	1	0	0	0	0	0	0

## San Francisco 49ers

RUSHING	ATT	YDS	AVG	LG	TD
A.Dixon	9	33	3.7	17	0
B.Westbrook	9	31	3.4	11	0
T.Smith	3	28	9.3	16	0
DelWalker	1	5	5.0	5	0
Total	22	97	4.4	17	0

PASSING	ATT	CMP	YDS	SK/YD	TD	LG	IN	RT
T.Smith	25	10	194	4/22	1	66	1	64.4
Total	25	10	194	4/22	1	66	1	64.4

PASS RECEIVING	NO	YDS	AVG	LG	TD
V.Davis	4	126	31.5	66	1
M.Crabtree	3	45	15.0	39	0
DelWalker	2	19	9.5	15	0
A.Dixon	1	4	4.0	4	0
Total	10	194	19.4	66	1

INTERCEPTIONS	NO	YDS	AVG	LG	TD
Total	0	0	0	0	0

PUNTING	NO	YDS	AVG	NET	TB	IN20	LG
A.Lee	5	236	47.2	32.4	2	0	61
Total	5	236	47.2	32.4	2	0	61

PUNT RETURNS	NO	YDS	AVG	FC	LG	TD
T.Ginn	2	31	15.5	0	19	0
(downed)	1	0	0.0	0	0	0
Returns	2	31	15.5	0	19	0
Total	3	34	11.3	0	20	0

KICK RETURNS	NO	YDS	AVG	FC	LG	TD
T.Ginn	5	81	16.2	0	32	0
DelWalker	2	19	9.5	0	11	0
Returns	7	100	14.3	0	32	0
Total	0	0	0	0	0	0

FUMBLES	FumLost	Rec	Yds	TD	FF	Rec	Yds	TD	Bds
Total	0	0	0	0	0	0	0	0	0

## Green Bay Packers

RUSHING	ATT	YDS	AVG	LG	TD
J.Starks	18	73	4.1	16	0
A.Rodgers	4	39	9.8	12	0
J.Kuhn	6	13	2.2	4	1
B.Jackson	4	13	3.3	8	0
M.Flynn	2	-2	-1.0	-1	0
Total	34	136	4.0	16	1

PASSING	ATT	CMP	YDS	SK/YD	TD	LG	IN	RT
A.Rodgers	30	21	298	4/24	3	61	0	135.1
Total	30	21	298	4/24	3	61	0	135.1

PASS RECEIVING	NO	YDS	AVG	LG	TD
G.Jennings	6	122	20.3	57	2
D.Driver	4	73	18.3	61	1
B.Jackson	4	63	15.8	37	0
J.Nelson	2	15	7.5	9	0
J.Jones	2	8	4.0	7	0
K.Hall	1	9	9.0	9	0
A.Quarless	1	4	4.0	4	0
J.Kuhn	1	4	4.0	4	0
Total	21	298	14.2	61	3

INTERCEPTIONS	NO	YDS	AVG	LG	TD
N.Collins	1	7	7.0	7	0
Total	1	7	7.0	7	0

PUNTING	NO	YDS	AVG	NET	TB	IN20	LG
T.Mashay	3	130	43.3	33.0	0	1	51
Total	3	130	43.3	33.0	0	1	51

PUNT RETURNS	NO	YDS	AVG	FC	LG	TD
T.Williams	3	34	11.3	0	20	0
(*back)	2	0	0.0	0	0	0
Returns	3	34	11.3	0	20	0
Total	0	0	0	0	0	0

KICK RETURNS	NO	YDS	AVG	FC	LG	TD
S.Shields	3	59	19.7	0	31	0
J.Starks	2	25	12.5	0	17	0
Returns	5	84	16.8	0	31	0
Total	0	0	0	0	0	0

FUMBLES	FumLost	Rec	Yds	TD	FF	Rec	Yds	TD	Bds
Total	0	0	0	0	0	0	0	0	0

TOTAL FIRST DOWNS	Visitor	Home
By Rushing	11	21
By Passing	4	11
By Penalty	7	9
Total	22	41

THIRD-DOWN EFFICIENCY	Visitor	Home
Average gain per offensive play	3-12-25%	9-15-60%
Yards per play	1-1-100%	0-0-0%
Total Net Yards	269	410
Average gain per offensive play	5.1	6.0
Total Rushing Plays	97	136
Average gain per rushing play	2.2	3.4
Tackles for a loss-number and yards	4.0	4.3
Total	0-0	0-0

NET YARDS PASSING	Visitor	Home
Yards gained	172	274
Yards lost	-422	424
Gross yards passing	194	298
Yards lost	-25-10-1	30-21-0
Total	5.9	8.1
Avg gain per pass play	5.9	8.1
Total	5-0-0	7-0-0
Kickoffs Number-In EZ-Touchbacks	5-0-0	3-4-3
Punts Number and Average	5-47.2	3-43.3
Had Blocked	0	0

TOTAL RETURN YARDS (not inc. kickoffs)	Visitor	Home
Average	32.4	33.0
No. and Yards Punt Returns	2-31	3-34
No. and Yards Kickoff Returns	7-100	5-84
No. and Yards Interception Returns	0-0	1-7
FUMBLES Number and Yards	6-32	5-40
TOUCHDOWNS	0-0	0-0
Rushing	0	1
Passing	0	3
EXTRA POINTS Made-Attempts	1-1	4-4
Kicking Made-Attempts	1-1	4-4
FIELD GOALS Made-Attempts	3-3	2-3
RED-ZONE EFFICIENCY	0-2-0%	2-5-40%
GOAL-TO-GO EFFICIENCY	0-2-0%	2-3-67%
SAFETIES	0	0
FINAL SCORE	16	34
TIME OF POSSESSION	22:49	37:11

FGS - PATs had blocked	Visitor	Home
Net Punting Average	32.4	33.0
TOTAL RETURN YARDS (not inc. kickoffs)	31	41
No. and Yards Punt Returns	2-31	3-34
No. and Yards Kickoff Returns	7-100	5-84
No. and Yards Interception Returns	0-0	1-7
FUMBLES Number and Yards	6-32	5-40
TOUCHDOWNS	0-0	0-0
Rushing	0	1
Passing	0	3
EXTRA POINTS Made-Attempts	1-1	4-4
Kicking Made-Attempts	1-1	4-4
FIELD GOALS Made-Attempts	3-3	2-3
RED-ZONE EFFICIENCY	0-2-0%	2-5-40%
GOAL-TO-GO EFFICIENCY	0-2-0%	2-3-67%
SAFETIES	0	0
FINAL SCORE	16	34
TIME OF POSSESSION	22:49	37:11

# DETROIT 7, GREEN BAY 3

# Ford Field, Sunday, Dec. 12, 2010. Attendance: 57,659. Time: 2:54. Weather: Indoors. GAME 13

**DETROIT (AP)**—The Green Bay Packers looked lost without Aaron Rodgers. The Detroit Lions weren't much better, but they're used to playing without their starting quarterback.

Drew Stanton threw a 13-yard touchdown pass to Will Heller midway through the fourth quarter, and the Lions held on for a 7-3 win over Green Bay on Sunday after knocking Rodgers out of the game late in the first half. Detroit snapped a 19-game losing streak against NFC North opponents despite an erratic performance from Stanton, who was starting because Matthew Stafford and Shaun Hill were both out with injuries.

This one was certainly ugly at times, especially during a scoreless first half. Rodgers left with a concussion toward the end of the second quarter, but the Packers (6-5) were already having their problems, having gone the entire first quarter without a first down.

Rodgers hasn't missed a game since taking over as Green Bay's starting quarterback in 2008, but he went to the sideline Sunday shortly after being hit on back-to-back plays. He was slow getting up after being hit by Amari Spivey and Landon Johnson at the end of an 18-yard scramble. Green Bay took a timeout, then Rodgers was sacked on the next play.

Rodgers stayed in for the rest of the drive before being replaced by Matt Flynn. Even without their standout quarterback, the Packers took a 3-0 lead in the second half and had a chance to extend it when Flynn led a confidence-building drive deep into Detroit territory. But Flynn made one big mistake, throwing a short pass over the middle that was intercepted by DeAndre Levy in the end zone.

After understanding that challenge, the Lions (3-10) still needed points of their own. Stanton—whose passer rating for the game was zero at one point in the second half—finally directed a successful drive in the final quarter. The Lions went 80 yards in 12 plays, and Heller scored on a tight end screen with 7:55 remaining.

Stanton finished 10-of-22 for 117 yards with a touchdown and two interceptions—for a passer rating of 39.4. Stafford has played only one full game this season because of shoulder problems, leaving Hill and Stanton to run the Detroit offense. Flynn, pressed into by far his most extensive duty of the season, went 15-of-26 for 177 yards. He did lead the Packers to the Detroit 31 late in the fourth quarter, but his long pass on fourth-and-1 fell incomplete.

Detroit finally won a close game after being 0-7 in games decided by eight points or less.

**OFFICIALS** — Referee: Gene Sieratore (114); Umpire: Butch Hannah (40); Head Linesman: Jerry Bergman (91); Line Judge: Ron Marinucci (107); Field Judge: Bob Waggoner (25); Side Judge: Mike Weatherford (116); Back Judge: Carl Paganelli (124); Replay Official: Paul Wiederher

## STARTING LINEUPS

### Green Bay Packers

Offense		Defense		Detroit Lions	
WR	85 G.Jennings	LDE	79 R.Pickett	WR	13 N.Burleson
LT	76 C.Clifton	NT	90 B.Raji	LT	76 J.Backus
LG	73 D.Colegate	LOLB	52 C.Matthews	LG	67 R.Sims
C	63 S.Wells	MLB	50 A.Hawk	C	51 D.Raiola
RG	71 J.Shton	MLB	55 D.Bishop	RG	66 S.Peterson
RT	75 B.Bulaga	ROLB	58 F.Zombo	RT	78 C.Hilliard
TE	81 A.Quarless	LCB	21 C.Woodson	TE	84 B.Pettigrew
WR	80 D.Driver	RCB	38 T.Williams	WR	81 C.Johnson
QB	12 A.Rodgers	3CB	37 S.Shields	QB	5 D.Stanton
RB	32 B.Jackson	SS	26 C.Peprah	TE	85 T.Scheffler
WR	89 J.Jones	FS	36 N.Collins	RB	28 M.Morris

**GREEN BAY SUBSTITUTIONS** — K 2 M.Crosby, P 8 T.Mashay, QB 10 M.Flynn, WR 16 B.Svain, RB 23 D.Nance, CB/S 24 J.Bush, CB 28 B.Underwood, RB 30 J.Kuhn, CB 40 J.Gordy, RB 44 J.Starks, FB 45 O.Johnson, LB 49 R.Francois, LB 53 D.Briggs, LS 61 B.Goode, TG 70 T.Lang, C/G 72 J.Spitz, TE 83 T.Crabtree, TE 86 D.Lee, WR 87 J.Nelson, LB 93 E.Walden, DE 94 J.Wynn, NT 95 H.Green, DE 98 C.Wilson. **INACTIVES** — S S 20 A.Bigby, CB 22 P.Lee, S 27 A.Smith, FB 35 K.Hall, LB 57 M.Wilhelm, C/G 67 M.McDonald, G/T 74 M.Newhouse, DE 77 C.Jenkins.

## FIELD GOALS (made ( ) & missed)

Team	Qtr	Time	Play Description (Extra Point) (Drive Info)	UT	A	TFL	TI	Sk	QBH	FF	FR	Int	PD	Home	Visitor	Total
Green Bay Packers				1	2	3	4	0	0	0	0	0	0	3	0	3
Detroit Lions				0	0	0	0	0	0	0	0	0	0	7	0	7
Green Bay Packers	3	10:55	M.Crosby 42 yd. Field Goal (8-48, 4:05)													
Lions	4	7:55	W.Heller 13 yd. pass from D.Stanton (D.Rayner kick) (12-80, 6:37)													

## GREEN BAY DEFENSIVE STATISTICS (official)

Player	UT	A	TFL	TI	Sk	QBH	FF	FR	Int	PD
D.Bishop	11	1	0	12	0	0	0	0	0	0
A.Hawk	9	3	1	12	0	0	0	0	0	0
R.Pickett	7	3	1	10	1	0	0	0	0	0
C.Peprah	6	3	0	9	0	0	0	0	0	0
C.Woodson	6	3	0	9	0	0	0	0	0	0
F.Zombo	2	4	0	6	0	0	0	0	0	0
S.Shields	4	1	0	5	0	0	0	0	0	0
<b>Totals</b>	<b>53</b>	<b>28</b>	<b>3</b>	<b>81</b>	<b>2-21</b>	<b>3</b>	<b>0</b>	<b>0</b>	<b>0</b>	<b>2-0</b>

## Green Bay Packers

RUSHING	ATT	YDS	AVG	LG	TD
A.Rodgers	2	25	12.5	18	0
B.Jackson	7	19	2.7	9	0
M.Flynn	3	10	3.3	12	0
J.Starks	6	8	1.3	7	0
D.Nance	2	4	2.0	7	0
<b>Total</b>	<b>20</b>	<b>66</b>	<b>3.3</b>	<b>18</b>	<b>0</b>

PASSING	ATT	COMP	YDS	SK/YD	TD	LG	INT	RT
M.Flynn	26	15	177	2/13	0	32	1	62.5
A.Rodgers	11	7	46	2/18	0	12	1	34.7
<b>Total</b>	<b>37</b>	<b>22</b>	<b>223</b>	<b>4/31</b>	<b>0</b>	<b>32</b>	<b>2</b>	<b>54.2</b>

PASS RECEIVING	NO	YDS	AVG	LG	TD
A.Quarless	5	62	12.4	30	0
G.Jennings	4	52	13.0	32	0
J.Jones	3	30	10.0	18	0
B.Jackson	3	9	3.0	5	0
J.Nelson	2	26	13.0	18	0
D.Driver	2	12	6.0	7	0
D.Nance	1	14	14.0	14	0
B.Svain	1	12	12.0	12	0
J.Kuhn	1	6	6.0	6	0
<b>Total</b>	<b>22</b>	<b>223</b>	<b>10.1</b>	<b>32</b>	<b>0</b>

INTERCEPTIONS	NO	YDS	AVG	LG	TD
T.Williams	1	0	0.0	0	0
C.Peprah	1	0	0.0	0	0
<b>Total</b>	<b>2</b>	<b>0</b>	<b>0.0</b>	<b>0</b>	<b>0</b>

PUNTING	NO	YDS	AVG	NET	TB	INT	LG	TD
T.Mashay	8	404	50.5	43.4	1	3	62	0
<b>Total</b>	<b>8</b>	<b>404</b>	<b>50.5</b>	<b>43.4</b>	<b>1</b>	<b>3</b>	<b>62</b>	<b>0</b>

PUNT RETURNS	NO	YDS	AVG	FC	LG	TD
T.Williams	2	28	14.0	5	16	0
(back)	1	0	0.0	0	0	0
Returns	2	28	14.0	5	16	0
<b>KICK RETURNS</b>	<b>NO</b>	<b>YDS</b>	<b>AVG</b>	<b>FC</b>	<b>LG</b>	<b>TD</b>
S.Shields	2	47	23.5	0	31	0
Returns	2	47	23.5	0	31	0

FUMBLES	FumLost	Rec Yds	TD	FF	Rec	Yds	TDBds
A.Quarless	1	0	0	0	0	0	0
<b>Total</b>	<b>1</b>	<b>0</b>	<b>0</b>	<b>0</b>	<b>0</b>	<b>0</b>	<b>0</b>

RUSHING	ATT	YDS	AVG	LG	TD
M.Morris	11	51	4.6	18	0
D.Stanton	4	44	11.0	17	0
J.Best	13	38	2.9	7	0
S.Logan	5	30	6.0	11	0
J.Felton	6	15	2.5	5	0
C.Johnson	1	13	13.0	13	0
N.Burleson	1	1	-1.0	-1	0
<b>Total</b>	<b>41</b>	<b>190</b>	<b>4.6</b>	<b>17</b>	<b>0</b>

PASSING	ATT	COMP	YDS	SK/YD	TD	LG	INT	RT
D.Stanton	22	10	117	2/21	1	44	2	39.4
<b>Total</b>	<b>22</b>	<b>10</b>	<b>117</b>	<b>2/21</b>	<b>1</b>	<b>44</b>	<b>2</b>	<b>39.4</b>

PASS RECEIVING	NO	YDS	AVG	LG	TD
B.Johnson	2	21	10.5	11	0
B.Pettigrew	2	14	7.0	11	0
C.Johnson	1	44	44.0	44	0
W.Heller	1	13	13.0	13	1
N.Burleson	1	12	12.0	12	0
M.Morris	1	6	6.0	6	0
J.Best	1	4	4.0	4	0
T.Scheffler	1	3	3.0	3	0
<b>Total</b>	<b>10</b>	<b>117</b>	<b>11.7</b>	<b>44</b>	<b>1</b>

INTERCEPTIONS	NO	YDS	AVG	LG	TD
A.Spivey	1	26	26.0	26	0
D.Levy	1	11	11.0	11	0
<b>Total</b>	<b>2</b>	<b>37</b>	<b>18.5</b>	<b>26</b>	<b>0</b>

PUNTING	NO	YDS	AVG	NET	TB	INT	LG	TD
Harris	8	354	44.3	38.3	1	2	51	0
<b>Total</b>	<b>8</b>	<b>354</b>	<b>44.3</b>	<b>38.3</b>	<b>1</b>	<b>2</b>	<b>51</b>	<b>0</b>

PUNT RETURNS	NO	YDS	AVG	FC	LG	TD
S.Logan	4	37	9.3	2	15	0
(out/bnds)	1	0	0.0	0	0	0
(back)	1	0	0.0	0	0	0
Returns	4	37	9.3	2	15	0

KICK RETURNS	NO	YDS	AVG	FC	LG	TD
S.Logan	2	65	32.5	0	35	0
Returns	2	65	32.5	0	35	0

FUMBLES	FumLost	Rec Yds	TD	FF	Rec	Yds	TDBds
L.Johnson	0	0	0	0	1	0	0
B.McDonald	0	0	0	0	1	-5	0
<b>Total</b>	<b>0</b>	<b>0</b>	<b>0</b>	<b>0</b>	<b>0</b>	<b>-5</b>	<b>0</b>

OWN	FumLost	Rec Yds	TD	FF	Rec	Yds	TDBds
L.Johnson	0	0	0	0	1	0	0
B.McDonald	0	0	0	0	1	-5	0
<b>Total</b>	<b>0</b>	<b>0</b>	<b>0</b>	<b>0</b>	<b>0</b>	<b>-5</b>	<b>0</b>

OPP	FumLost	Rec Yds	TD	FF	Rec	Yds	TDBds
L.Johnson	0	0	0	0	1	0	0
B.McDonald	0	0	0	0	1	-5	0
<b>Total</b>	<b>0</b>	<b>0</b>	<b>0</b>	<b>0</b>	<b>0</b>	<b>-5</b>	<b>0</b>

FGs - PATs had blocked	NO	YDS	AVG	LG	TD
Net Punting Average			43.4		38.3
<b>TOTAL RETURN YARDS (not inc. kickoffs)</b>			<b>28</b>		<b>74</b>
No. and Yards Punt Returns			2.28		4-37
No. and Yards Kickoff Returns			2.47		2-55
No. and Yards Interception Returns			3.20		2-37
<b>PENALTIES Number and Yards</b>			<b>3-20</b>		<b>6-35</b>
<b>FUMBLES Number and Lost</b>			<b>1-1</b>		<b>0-0</b>
<b>TOUCHDOWNS</b>			<b>0</b>		<b>1</b>
Rushing			0		0
Passing			0		1
Average gain per rushing play			3.3		4.6
Extra Points Made-Attempts			0-0		1-1
Kicking Made-Attempts			0-0		1-1
Field Goals Made-Attempts			1-1		0-1
Red-Zone Efficiency			0-1-0%		1-1-100%
Goal-To-Go Efficiency			0-1-0%		0-0-0%
Safeties			0		0
Final Score			28-12		30-48
Time of Possession			29:12		30:48



# 2010 UPDATED BIOGRAPHIES

THROUGH WEEK 14

## 56 Nick Barnett, LB, 8th Year, Oregon State

Suffered a wrist injury vs. Detroit and did not practice the following week... Had surgery, Oct. 13, and placed on injured reserve, Oct. 15...Annually ranks at or near the top of the club's tackle charts, as he had 27 tackles (21 solo) through the first four contests...Reached 1,000 career tackles early in the season, becoming only the third defender in franchise history to surpass the milestone since the statistic was established in 1975...Has led the team in tackles five times, and the only player in club history to top the tackle chart for three straight years (2003-05)...Also has recorded 15.5 sacks, nine INTs, seven fumble recoveries and a pair of forced fumbles since arriving in 2003 as the Packers' No. 1 pick...In 2005 set the club's single-season record with 194 tackles (128 solo), breaking the mark of 180 that Mike Douglass hit in 1981...In 107 career games played, has only had eight contests with less than five tackles...Has 51 career games with double-digit tackle totals, including 10 with 15 or more...In a career defined by consistent play, has been capable of spectacular bursts, including a three-game streak in 2004 where he posted 39 tackles and a sack, a similar stretch in 2005 when he had 50 stops and an INT with a 95-yard TD return, and three straight games in 2007 when he notched 43 total tackles and a pair of sacks.

▶**at Philadelphia (9/12):** Started at Mack LB and had six stops (five solo) and a tackle for a loss. Part of defensive surge that stuffed Eagles QB Michael Vick for no gain on fourth-and-1 with two minutes remaining to clinch the victory. After missing some time in the preseason as a precaution, participated in 60 plays in the contest, equaling LOLB Clay Matthews for the most action among LBs.

▶**vs. Buffalo (9/19):** With eight stops (six solo), hit 1,000 career tackles, joining team's all-time tackle leader, John Anderson (1,020) and Johnnie Gray (1,001) in achieving the feat...Also had a tackle for a loss and a QB hit in an outstanding day for the defense, holding the Bills to just seven points and 186 net yards.

▶**at Chicago (9/27):** Recorded one tackle, tying him with Gray for second all-time on the Packers' tackle charts...Had a diving INT in the fourth quarter negated by a roughing-the-passer penalty.

▶**vs. Detroit (10/3):** Had 12 tackles (three solo), giving him 1,013 for his career...Exited game briefly in the first half with a sprained wrist and went to the locker room for X-rays, but returned to the contest with the joint in a splint wrapped in tape.

▶**at Washington (10/10):** Inactive...Held out of practice during the week with the injured wrist.

**TRANSACTION:** Placed on injured reserve, Oct. 15 (wrist).

## Josh Bell, CB, 3rd Year, Baylor

Reserve entered training camp looking to compete for playing time in the secondary as a nickel or dime DB, but suffered a sprained right foot during the annual Family Night Scrimmage (Aug. 7) and was placed on injured reserve, Aug. 7.

**TRANSACTION:** Placed on injured reserve, Aug. 7 (foot).

## 20 Atari Bigby, S, 5th Year, Central Florida

Veteran S an important part of the secondary when healthy, but has battled injuries throughout 2010, including a strained hamstring in recent weeks...Activated from the reserve/PUP list, Nov. 6...Opened the season on reserve/PUP after re-injuring his left ankle during the pre-training camp conditioning test, July 30...Had surgery, Aug. 6, and placed on reserve/PUP, Aug. 31, at the first roster reduction...Has played in 44 games with 33 starts in his career (2005-10) with the Packers, and posted 10 interceptions from 2007-09.

▶**vs. Dallas (11/7):** Played as a reserve in his first game of 2010, appearing in 26 plays, and had a pair of tackles...Also played on special teams, with one stop.

▶**at Minnesota (11/21):** Participated in six plays on defense and also had one special teams stop, taking down WR Percy Harvin after a 24-yard return on the opening kickoff. It was a clutch tackle, with open field behind the defender and the possibility of a long return...Suffered a hamstring injury

and did not play in the second half.

▶**at Atlanta (11/28):** Inactive (hamstring).

▶**vs. San Francisco (12/5):** Inactive (hamstring).

▶**at Detroit (12/5):** Inactive (hamstring).

## 53 Diyral Briggs, LB, 2nd Year, Bowling Green

Young LB claimed off waivers from Denver, Oct. 26 and has played in three games with the Packers since his arrival: vs. Dallas, Nov. 7, vs. San Francisco, Dec. 5, and at Detroit, Dec. 12...Has five special teams stops in those contests and has played briefly on defense...Entered the NFL with the San Francisco 49ers as a non-drafted free agent in May 2009 and appeared in four games in 2009 and one with the Niners earlier this season before being released in September...Was signed to Denver's practice squad before being elevated to the active roster, and he appeared in one game.

▶**at New York Jets (10/31):** Inactive.

▶**vs. Dallas (11/7):** Played on special teams, posting one tackle, and also appeared briefly on defense.

▶**at Minnesota (11/21):** Inactive.

▶**at Atlanta (11/28):** Inactive.

▶**vs. San Francisco (12/5):** Led the team with three special teams tackles.

▶**at Detroit (12/12):** Had one special teams tackle.

## 55 Desmond Bishop, LB, 2nd Year, California

A key reserve at LB and perennial special teams standout in previous seasons, promoted to the starting lineup, Oct. 10, after Nick Barnett's wrist injury and immediately became one of the linchpins of a stout defense...Has forged a reputation for aggressive hitting, sure tackling and filling holes against the run, and has also been a consistent performer in pass defense...Has opened the last nine games and posted 97 tackles – already a career-high total for a season – two sacks and an INT with a TD return...Has 10 starts in his career, and in seven games has recorded double-digit tackle totals, including 12 in 2008 in his first career start, along with over 10 in his first four starts of 2010...Recorded 51 special teams stops since 2007, including a team-high 22 in 2009...Was a regular in various sub packages over the previous two seasons, including the five-LB 'Psycho' personnel group used effectively by defensive coordinator Dom Capers.

▶**at Philadelphia (9/12):** Despite not participating in final week of training camp practice and being held out of preseason finale with an injured hamstring, was active and played on all facets of special teams, registering a tackle on coverage units, the 50th special teams stop of his career...Played in his 25th consecutive regular-season game.

▶**vs. Buffalo (9/19):** Did not participate in practice throughout the week with an injured hamstring and was on the inactive list. Sideline for his first game since inactive at Tennessee, 11/2/08 (hamstring).

▶**at Chicago (9/27):** Played on special teams, did not register a tackle.

▶**vs. Detroit (10/3):** Played briefly on defense and had one assisted tackle and added a tackle on special teams.

▶**at Washington (10/10):** Started at Mack LB while filling in for Barnett, the second start of his career and first since vs. Houston, 12/7/08...Responded with a then career-best and team-high 13 tackles (nine solo), one sack, a tackle for a loss, three QB hits and a pass defended...Drilled QB Donovan McNabb for an 8-yard loss on the Redskins' final drive of the second quarter, the second sack of his career...Hustled to break up a pass on third down across the deep middle to WR Santana Moss in the third quarter, forcing a punt.

▶**vs. Miami (10/17):** Started at Mack LB...Recorded a career-high 16 stops (seven solo), a QB hit and a pass defended...In the second quarter, snuffed a screen pass to RB Ricky Williams for a 1-yard loss at the Miami 27 on second down, then combined with LB Brady Poppinga on the next play to tackle WR Davone Bess after a 7-yard gain to force a punt...With 1:34 remaining in the third quarter, was part of the defensive swarm that helped push back RB Ronnie Brown on fourth-and-1 at the Green Bay 27...In the fourth quarter, lunged to break up a pass to Bess on third-and-2 at the Green Bay 43, forcing a punt in what appeared to be one of the biggest defensive plays of the game. But an illegal formation penalty on the punt



return gave the Dolphins a first down, and the Dolphins would score a TD four plays later.

►vs. **Minnesota (10/24)**: Started at Mack LB and posted 11 tackles (six solo) and an INT with a 32-yard return for a TD, the first of his career...The INT came in the third quarter, catching a pass that was thrown into his chest by QB Brett Favre and taking it to the end zone to give Green Bay a 28-17 lead. DE C.J. Wilson drilled Favre as he stepped up to throw to WR Randy Moss. INT for a TD was the reward after staying with Moss, his coverage assignment, despite Favre's pump fake...The INT came two snaps after an Aaron Rodgers to WR Greg Jennings TD pass that was set up by an INT by LB A.J. Hawk...Bishop also put a hit on Moss on the final play of the game to help break up the pass, a high heave by Favre with the Packers holding onto a 28-24 lead.

►at **New York Jets (10/31)**: Had a team-high 13 tackles (12 solo) and a pair of passes defended...One of the leaders in the unit's rugged efforts against the run, as the defense allowed only 119 yards on 29 carries, with 37 combined yards coming on a scramble by the QB and a 17-yard run off a fake punt. Top RB duo of LaDainian Tomlinson and Shonn Greene combined for 76 yards on 22 carries, with a long of 8...Ended the contest with an exclamation point, putting a huge hit near the sidelines on WR Jerricho Cotchery on the second-to-last play.

►vs. **Dallas (11/7)**: Had four tackles, a sack, a QB hit and a forced fumble... Put a big hit on Felix Jones in the second quarter on a quick draw out of the shotgun, dropping the RB for a 2-yard loss...Sacked QB Jon Kitna for a 9-yard loss in the third quarter, causing a fumble that was recovered by Jones. An incompletion on the next play forced a punt, and the Packers would march 80 yards for a FG on the ensuing drive.

►at **Minnesota (11/21)**: Part of a defensive effort that only surrendered a field goal, giving the Packers' defense a combined 10 points allowed over the last three games...Posted eight tackles (seven solo), a QB hit and a pass defended...Tackle total tied for the team lead...Also played special teams after injuries to Atari Bigby and Anthony Smith...Put a loud hit on Adrian Peterson in the first quarter, stopping the RB on a draw after a 1-yard gain up the middle.

►at **Atlanta (11/28)**: Opened at MLB and led the team with 13 stops (eight solo) while participating in 55 plays...Sixth game of his career with a double-digit tackle total, and fifth of 2010.

►vs. **San Francisco (12/5)**: Tied for second on the team with six tackles (four solo) and added two QB pressures and a QB hit...Participated in 35 plays.

►at **Detroit (12/12)**: Tied for the team lead with 12 stops (11 solo) and added a pass defended as part of a unit that allowed only a TD in defeat...In the first quarter, combined with A.J. Hawk to drop RB Jahvid Best for a 1-yard loss.

## 75 Bryan Bulaga, T, Rookie, Iowa

Has started the last nine games at RT in place of Mark Tauscher (shoulder), who has since been placed on injured reserve...Rookie gaining valuable experience and laying the foundation for what is expected to be a long career on the Packers' offensive front...Also has distinguished himself with solid play this season...Showed versatility early in the year by serving as the top reserve at LG and LT, seeing extended playing time at LT when starter Chad Clifton went to the sidelines periodically to nurse injuries...Competed with LG Daryn Colledge for the starting spot throughout training camp before ultimately settling into backup role...First-round pick (23rd overall) was the 2009 Big Ten Offensive Lineman of the Year.

►at **Philadelphia (9/12)**: Appeared on special teams in first NFL contest, blocking on field goals and extra points.

►vs. **Buffalo (9/19)**: Saw his first regular-season playing time at LT, taking over when Clifton was slowed by knee soreness in the first half. Entered the game with just under six minutes remaining in the second quarter and played the rest of the contest...Part of an offensive line that did not allow a sack, and the Packers scored on their first three possessions of the second half.

►at **Chicago (9/27)**: Played special teams and also saw action in reserve of Clifton late in the first half.

►vs. **Detroit (10/3)**: Played on special teams.

►at **Washington (10/10)**: Started at RT, marking the first start of his NFL

career...Protection and blocking helped the Packers to 427 total net yards, and a season-high 157 yards rushing on 17 carries.

►vs. **Miami (10/17)**: Started at RT, again in place of Tauscher.

►vs. **Minnesota (10/24)**: Started at RT, and praised by coaches for his excellent play, primarily working against DE Ray Edwards, who was credited with two tackles and zero sacks...The line did not allow a sack and also gave the offense a boost with solid run blocking.

►at **New York Jets (10/31)**: Started at RT.

►vs. **Dallas (11/7)**: Again distinguished himself with solid play at RT, as the offensive line allowed only one sack...Helped offense pile up 415 net yards and average 5.8 yards per play in 45-7 rout.

►at **Minnesota (11/21)**: Started at RT...Helped offense record 374 net yards, 20 first downs and control the clock for 33:16.

►at **Atlanta (11/28)**: Started at RT.

►vs. **San Francisco (12/5)**: Started at RT, as the offense posted 410 net yards, 136 rushing yards – the third-highest total of 2010 – and dominated the time of possession, holding the ball for 37:11.

►at **Detroit (12/12)**: Started at RT.

## 42 Morgan Burnett, S, Rookie, Georgia Tech

Placed on injured reserve, Oct. 7, after suffering a torn ACL vs. Detroit, Oct. 3...In the first four games, recorded 15 tackles (11 solo) and an INT... Claimed starting spot when 2009 starter Atari Bigby opened the year on reserve/PUP (ankle)...Became only the second rookie to open the season as a starter at S for the Packers since Chuck Cecil in 1988, joining current FS and two-time Pro Bowl selection Nick Collins (2005).

►at **Philadelphia (9/12)**: In NFL debut, had four tackles (three solo), tied for second among DBs...Part of a defensive effort that held Eagles WRs Jeremy Maclin and DeSean Jackson to eight catches for 68 yards and a TD...Joined CB Sam Shields, who started at nickel CB, as the first Green Bay rookie twosome to open a season as starters since the AFL-NFL merger in 1970. They were the first rookie duo to both start a game in the secondary for the Packers since Collins and CB Mike Hawkins Dec. 19, 2005 at Baltimore.

►vs. **Buffalo (9/19)**: Started at SS and posted his first career INT, wresting the ball away from WR Roscoe Parrish in the fourth quarter, as both players arrived at the low pass at nearly the same time at the Green Bay 41. The turnover led to a five-play, 52-yard TD drive that put the Packers ahead, 34-7. The drive was capped by WR James Jones hauling in a 30-yard scoring toss from QB Aaron Rodgers...Added four tackles (three solo) – including stopping RB Marshawn Lynch for no gain up the middle on the play before the INT – and a pass defended...Turned in a top performance against former college coach and current Buffalo head coach Chan Gailey.

►at **Chicago (9/27)**: Started at SS, and posted four tackles (two solo).

►vs. **Detroit (10/3)**: Started at SS and had three stops while playing 23 plays, but suffered a torn ACL in his knee, ending his season...Estimates were he participated in up to 10 plays with the injury before departing.

TRANSACTION: Placed on injured reserve, Oct. 7 (knee).

## 24 Jarrett Bush, CB/S, 5th Year, Utah State

Key special teams performer throughout his career adds proven experience to the secondary and the versatility to play both S and CB...Annually ranks among the top tacklers on the coverage teams, and also a willing and effective blocker for the return team...Has contributed briefly on defense in 2010 after gaining valuable experience late last season, starting three contests as a nickel CB and recording a career-best 26 stops and an INT... On special teams in 2010, has eight tackles, a forced fumble and a fumble recovery.

►at **Philadelphia (9/12)**: Praised by special teams coaches for his blocking on kick returns, with WR Jordy Nelson posting five returns for 156 yards (31.2 avg.)...Also sparkled as outside 'gunner' on punt return coverage units, helping limit Eagles returner DeSean Jackson to two returns for 14 yards...In limited action had a tackle on defense.

►vs. **Buffalo (9/19)**: Played on special teams.

►at **Chicago (9/27)**: Played on special teams.

►vs. **Detroit (10/3)**: Played extensively on defense for the first time in 2010, notching five tackles (three solo)...With the Lions at the Green Bay 30,

broke up a pass intended for TE Brandon Pettigrew early in the fourth quarter on third-and-9, forcing Detroit to kick a FG...With CB Sam Shields on the inactive list, played nickel CB.

►**at Washington (10/10):** Played on special teams.

►**vs. Miami (10/17):** Played on special teams, posting three tackles on the coverage units...Stopped KR Nathan Carroll at the Miami 26 on the first kick return.

►**vs. Minnesota (10/24):** Played on special teams, posting one tackle – drilling WR Percy Harvin with a big hit at the Minnesota 16 after a 13-yard return on the opening kickoff.

►**at New York Jets (10/31):** Played on special teams.

►**vs. Dallas (11/7):** Ripped the ball from the arms of returner Bryan McCann on a kickoff, and it was returned by S Nick Collins 26 yards for a TD with 2:04 remaining in the first half. The score – on the heels of an 8-yard TD grab by WR Greg Jennings – quickly inflated Green Bay's lead to 28-0... Also recovered a muffed punt by WR Dez Bryant at the Dallas 17...Credited with one tackle on kickoff coverage...Played 12 plays on defense and had one stop.

►**at Minnesota (11/21):** Played on special teams, and briefly on defense at S in the fourth quarter...Had one tackle on kickoff coverage.

►**at Atlanta (11/28):** Played on special teams.

►**vs. San Francisco (12/5):** With injuries in the secondary, saw most duty on defense in several weeks, participating in 15 plays and notching two tackles (one solo)...On special teams, had a pair of tackles, including a solo stop.

►**at Detroit (12/12):** Played on special teams and participated in three plays on defense.

## 54 Brandon Chillar, LB, 7th Year, UCLA

Athletic defender gave coaching staff multiple options because of his versatility and ability to adapt to different schemes before being placed on injured reserve (shoulder), Nov. 30...Was inactive for a three-game stretch with the shoulder injury suffered at Chicago, Sept. 27, but returned to action vs. Minnesota, Oct. 24, and continued to play with a brace on the joint...Re-injured the shoulder at Atlanta, Nov. 28, with the injury ultimately leading to him being placed on injured reserve for the remainder of the season...Throughout his career, has shown the speed and skill to stay on the heels of RBs and TEs in coverage, and the sudden hitting ability to fill against the run...While also contributing on special teams, in 34 games with the Packers has posted 129 tackles, four sacks, knocked away 16 passes, added an INT and recovered a fumble while ranging from sideline to sideline...In contention for starting ROLB spot throughout training camp, a position eventually landed by Brad Jones, before being moved back to Buck LB...Constant appearances in substitute packages made him an important cog in the defense...In 2010, recorded 18 stops (14 solo), a sack and an INT...First INT of his seven-year career came against Buffalo, Sept. 19.

►**at Philadelphia (9/12):** Started at Buck LB in nickel package, his 12th start with the Packers, and rarely left the field with the unit in nickel throughout the contest...Recorded seven tackles (six solo) to rank second on team to LOLB Clay Matthews. Tackle total the highest since he posted 10 at Minnesota, 10/5/09...Marked the 90th regular-season contest of his NFL career, and 27th with Green Bay.

►**vs. Buffalo (9/19):** Played in reserve, but had the first INT of his career on the Bills' opening drive of the second half, stepping in front of a QB Trent Edwards pass at the Buffalo 48 that had been tipped. Added a 9-yard return, and the turnover led to a seven-play, 39-yard march that pushed Green Bay ahead, 20-7. That drive was capped by a 7-yard strike from QB Aaron Rodgers to WR Donald Driver...Also posted a pair of tackles.

►**at Chicago (9/27):** Played in reserve on defense, and had three tackles, including a solo stop...Suffered a shoulder injury in the contest.

►**vs. Detroit (10/3) – vs. Miami (10/17):** Inactive (shoulder).

►**vs. Minnesota (10/24):** Participated in 10 plays on defense, his first action since injuring his shoulder Sept. 27 at Chicago...Played with a brace on the joint and had a pair of tackles...30th game with the Packers since joining the team in 2008.

►**at New York Jets (10/31):** Extremely productive while participating in 13

plays on defense, notching two solo stops, a sack and a pair of passes defended...Dropped QB Mark Sanchez for a 9-yard loss with 4:53 remaining in the first quarter, running through a block by RB LaDainian Tomlinson and moving the Jets back to their own 20. On the following play, P Steve Weatherford tried to run for a first down on fourth-and-18 on a fake punt, but was shoved out of bounds after a 17-yard gain, giving Green Bay the ball at the New York 36. Five plays later, the Packers took a 3-0 lead on a 20-yard FG by Mason Crosby...Sack was his first of 2010...Also played on special teams.

►**vs. Dallas (11/7):** Played briefly on defense and also contributed on special teams.

►**at Minnesota (11/21):** Participated on defense and special teams...Had one stop on defense while appearing in 13 plays.

►**at Atlanta (11/28):** Injured shoulder on kickoff coverage on the last play of the first quarter and did not return...Had one special teams stop...Also played briefly on defense in the first half.

TRANSACTION: Placed on injured reserve, Nov. 30 (shoulder).

## 76 Chad Clifton, T, 11th Year, Tennessee

Veteran pass protector has been the cornerstone of the offensive front since his arrival as the 44th overall pick in 2000 and a key part of a Green Bay offense that has ranked among the NFL's top 10 in seven of his previous 10 seasons...Reached the 150-game career milestone with Green Bay vs. Minnesota, Oct. 24, making him only the 19th player – and sixth offensive lineman – in club history to do so...This season has practiced sparingly during the week to rest nagging injuries sustained from the wear and tear of a long career in the NFL trenches, a regimen he has credited with keeping him in top form on game days...Has performed at high level over several weeks, recently described by the coaching staff as the best in recent years...Considered an expert in pass protection, but the 2009 Pro Bowl alternate has cleared lanes for eight 1,000-yard rushers during his tenure, and five of the club's top eight single-season rushing totals...Entered unrestricted free agency in the offseason but re-signed with the team in early March.

►**at Philadelphia (9/12):** Started at LT, opening the season on the active roster for the first game for the 11th straight season.

►**vs. Buffalo (9/19):** Started the 140th game of his career and played in 145th, but struggled performance-wise with a nagging knee injury early and was replaced by rookie Bryan Bulaga. Practice time was limited throughout the week.

►**at Chicago (9/27):** Started, but again was replaced briefly by Bulaga in the first half before returning to the field in the third quarter...Part of an offensive line that did not allow a sack.

►**vs. Detroit (10/3):** Started at LT.

►**at Washington (10/10):** Started at LT...Blocked for a rushing attack that had 157 yards, a season-high total to this date, on 17 attempts.

►**vs. Miami (10/17):** Started at LT.

►**vs. Minnesota (10/24):** In the 150th game of his NFL career, turned in an outstanding performance against Vikings' standout Jared Allen, holding the DE to one tackle and largely out of the Green Bay backfield as the offensive line did not allow a sack...Typically left on his own to block the annual Pro Bowl defender...The running game was also effective, taking pressure off the passing attack with 84 yards on 23 carries and a Brandon Jackson TD run.

►**at New York Jets (10/31):** Started at LT.

►**vs. Dallas (11/7):** Started at LT, the 115th of the last 121 regular-season games that he has opened...Matched up with Pro Bowl LB DeMarcus Ware most of the contest, and only allowed two tackles by the defender. Ware entered the game with eight sacks...Offensive line allowed just one sack, and the offense posted 415 yards on 71 plays, with 26 first downs.

►**at Minnesota (11/21):** Started at LT...Entire offense turned in a dominating performance in 31-3 victory, with 374 net yards, 33:16 time of possession and 20 first downs.

►**at Atlanta (11/28):** Started at LT.

►**vs. San Francisco (12/5):** The 155th game of his NFL career, all with Green Bay.

►**at Detroit (12/12):** Started at LT, the 156th game of his career. Pulled even

with Ken Ruettggers (1985-96) and Frank Winters (1992-2002) for the 14th-most games played in club history. Mark Lee (1980-90) is next at 157.

### 73 Daryn Colledge, G, 5th Year, Boise State

Including all 13 this season, he is the only offensive lineman to start the last 46 regular-season games, with his playing time during that span coming primarily at LG...Suffered a knee injury in the first quarter at Detroit and did not return...Pushed in the preseason by No. 1 pick Bryan Bulaga, a challenge he met by retaining his starting spot at LG...The versatile blocker slid over to LT for two games in 2009 when needed because of injuries along the offensive front...Re-signed May 10 as a restricted free agent.

▶**at Philadelphia (9/12):** Started at LG, opening the season as a starter for the fourth consecutive year.

▶**vs. Buffalo (9/19):** Started at LG, as offensive line did not allow a sack.

▶**at Chicago (9/27):** Opened at LG, as the offensive line did not allow a sack for the second straight contest.

▶**vs. Detroit (10/3):** Started at LG.

▶**at Washington (10/10):** The 65th start of his career...Helped the offense rush for a season-high 157 yards on 17 attempts.

▶**vs. Miami (10/17):** Reached 70 straight games played...Started at LG.

▶**vs. Minnesota (10/24):** Part of an inspired performance by the offensive line against a Vikings' defensive front that has annually ranked among the NFL's stoutest...The offensive front did not allow a sack and also cleared holes for an effective rushing attack.

▶**at New York Jets (10/31):** Started at LG.

▶**vs. Dallas (11/7):** Started at LG...Offensive line only allowed one sack; helped offense post 26 first downs, 415 net yards and average 5.8 yards per play.

▶**at Minnesota (11/21):** Part of a front that paved the way for a dominating performance by the offense in 31-3 victory...Started at LG, the 70th start of his career.

▶**at Atlanta (11/28):** Started at LG.

▶**vs. San Francisco (12/5):** His 45th consecutive start...Part of an offensive line that cleared the way for 136 rushing yards, the third-highest total of 2009...The Packers also had 410 yards of offense, and a time-of-possession advantage of 37:11.

▶**at Detroit (12/12):** Suffered an injured knee on the team's first series of the game while making a tackle after a fumble by TE Andrew Quarless...Injured while tackling Brandon McDonald.

### 36 Nick Collins, S, 6th Year, Bethune-Cookman

In 2010, stalwart defender has recorded 66 tackles – 57 solo – two INTs and 13 passes defended...Now in the prime of his career, has gone from an instant starter as a rookie to one of the NFL's most respected DBs...Two-time Pro Bowl selection is more than just a sure tackler with quick feet and the rare ability to cover any target, he is a playmaker who can convert turnovers into TDs...Has been voted to the Pro Bowl each of the last two years, the first Packers S to earn the honor consecutively since LeRoy Butler (1996-98) – and in addition earned second-team All-Pro honors from *The Associated Press* for the second straight year in 2009...In career, has 19 INTs for 483 yards with four TDs, four forced fumbles and a fumble recovery...Of career INTs, 12 have come in the second half, for 298 return yards and three TDs...Also scored a special teams TD earlier this season, taking a fumble recovery vs. Dallas back for a score on a kickoff return, Nov. 7.

▶**at Philadelphia (9/12):** Started at FS, posting four solo tackles...Marked the sixth straight season he opened a year in the starting lineup.

▶**vs. Buffalo (9/19):** Started at FS...Recorded nine stops, his highest regular-season tackle total since notching 11 vs. Houston, 12/7/08...Marked the 10th time in his career that he posted nine or more tackles in a contest...Also notched a pass defended...Suffered a strained hip flexor late in the contest.

▶**at Chicago (9/27):** Collided with a teammate during a tackle on the opening drive and injured his left knee, but went to the locker room to have the joint taped and returned to action later in the first half...Recorded four tackles (two solo)...Had an INT of a deep pass with 1:51 remaining, but it was negated by a pass interference penalty on S Morgan Burnett. The penalty

moved the Bears to the Green Bay 9.

▶**vs. Detroit (10/3):** Started at FS and had three stops and a pair of pass break-ups.

▶**at Washington (10/10):** Rarely left the field, starting at SS and recording three tackles and two passes defended...Made a leaping deflection of a QB Donovan McNabb pass intended for WR Joey Galloway in the fourth quarter, knocking away the throw on third down to force a FG attempt that was missed.

▶**vs. Miami (10/17):** Started at FS...Recorded six tackles (five solo), two passes defended and a QB pressure...Broke up a long pass intended for WR Davone Bess late in the first half, a drive that would eventually lead to a Dolphins FG.

▶**vs. Minnesota (10/24):** Made the 18th INT of his career among the most memorable, leaping high and around Vikings WR Percy Harvin to snag a Brett Favre pass before falling to the turf with 9:18 remaining in the contest. An incredibly athletic play, the INT snuffed out a Minnesota drive as the Packers clinged to a 28-24 lead that would eventually hold. Green Bay took over at its own 23...Part of a defensive effort that would hold Favre to a 50.4 passer rating...Tied his season high with nine tackles, including eight solo...Participated in all 68 plays on defense.

▶**at New York Jets (10/31):** Started at FS, his 45th straight start since missing three games in 2007...Played all 77 downs on defense and had four solo stops and a pass defended...Also had a tackle on special teams, stopping WR Brad Smith at the New York 19 in the fourth quarter on a kickoff return.

▶**vs. Dallas (11/7):** Participated in 33 plays, notching four tackles (three solo) and a QB pressure...Biggest play came on special teams, when catching a ball that Jarrett Bush had ripped from the arms of returner Bryan McCann. Returned it 26 yards for a TD, putting the Packers ahead, 28-0, with 2:04 remaining in the first half...TD came on the heels of an 8-yard scoring pass from QB Aaron Rodgers to WR Greg Jennings, quickly putting the Packers' lead out of reach...Fifth TD of his career, but the first on special teams and also the first off a fumble return.

▶**at Minnesota (11/21):** Started at FS and had seven tackles – tied for tops among the secondary – and a QB pressure...Five of his stops were solo...In the first quarter, combined with CB Charles Woodson to stop WR Greg Camarillo after a 2-yard gain at the Green Bay 8 on third down, forcing a field goal. Kick would prove to be the Vikings' lone points of the contest...Participated in 59 plays on defense...With injuries to Atari Bigby and Anthony Smith, was pressed into extended duty on special teams, and recorded two tackles.

▶**at Atlanta (11/28):** Had five tackles (four solo) and a QB pressure...Participated in 58 plays.

▶**vs. San Francisco (12/5):** Posted four solo stops, one pass defended and an INT with a 7-yard return...Made a diving fourth-quarter INT of a pass intended for TE Vernon Davis. Turnover ended a San Francisco drive at the Green Bay 38. It was the 19th INT of his career, and the third against the 49ers, all victories.

▶**at Detroit (12/12):** Recorded four tackles (three solo) and a pressure in the 90th start of his career...QB pressure came on a timely play in the third quarter, rushing on third-and-4 at the Green Bay 30 to force QB Drew Stanton to overthrow WR Calvin Johnson. K Dave Rayner attempted a 48-yard FG on the following play, missing to the left.

#### Streaks & Milestones

- Has started 90 of a possible 93 regular-season games in career, missing three contests midway through the 2007 season with a knee injury.
- With four, is tied with Johnny (Blood) McNally for fifth on the Packers' all-time list for INT returns for TDs. Needs one to tie Darren Sharper and Bobby Dillon for third.

### 83 Tom Crabtree, TE, 1st Year, Miami (Ohio)

A rugged blocker and key performer on special teams, has been an integral part of the rotation at TE since the loss of Jermichael Finley (knee)...In 2010 has been among the club's best special teams performers on the coverage units with eight tackles and also has three catches for 40 yards...Also considered one of the best blockers on the return units...Earned a roster spot in what was a deep group of TEs despite playing with a sprained right wrist in a cast during most of camp...First turned heads on the practice



squad in 2009.

▶**at Philadelphia (9/12):** Participated on special teams and offense...Lauded by coaches for blocking on kick return unit, where WR Jordy Nelson averaged over 31 yards on five returns...Also added a special teams tackle.

▶**vs. Buffalo (9/19):** Posted a pair of tackles on special teams, and the coaching staff termed him one of the club's best performers over the first two weeks...Awarded game ball for special teams play, as Nelson averaged over 30 yards on a pair of kick returns.

▶**at Chicago (9/27):** After missing some time during the week with an injured foot (arch), played on special teams and as a reserve on offense.

▶**vs. Detroit (10/3):** Played on offense and special teams, posting one assisted tackle on the coverage units.

▶**at Washington (10/10):** Credited with a tackle on kickoff coverage and saw extended duty on offense after the injuries to Finley and Donald Lee in the first half...Hauled in the first reception of his career, a 3-yard grab early in the fourth quarter.

▶**vs. Miami (10/17):** Had a career-long 33-yard reception, the second catch of his career...Reception came on the Packers' third play from scrimmage and first passing attempt. As he hauled in the pass he was hit by CB Benny Sapp, and the catch helped set up a FG.

▶**vs. Minnesota (10/24):** Had one tackle on special teams and played on offense.

▶**at New York Jets (10/31):** Recorded one tackle on special teams, stopping WR Brad Smith after a 25-yard kickoff return late in the fourth quarter, and also played on offense.

▶**vs. Dallas (11/7):** Had one catch for 4 yards.

▶**at Minnesota (11/21):** Played on offense and special teams.

▶**at Atlanta (11/28):** Played on special teams and offense.

▶**vs. San Francisco (12/5):** Played on offense and special teams...Continues to play an integral role on running downs on offense, a tribute to his blocking prowess...Packers rushed for 136 yards on 34 carries.

▶**at Detroit (12/12):** Played on special teams and on offense.

## 2 Mason Crosby, K, 4th Year, Colorado

After 13 games, has 90 points on 36/36 PATs and 18/24 FGs (.750)...Tied for sixth in the NFC in scoring among kickers and 13th in the NFL...Has 10 career FGs of 50 yards or more...Has 14 games with three or more FGs, including drilling 3-of-4 at New York to lift Green Bay to a 9-0 victory over the Jets in what was a defensive struggle...With nine points vs. Dallas, Nov. 7, surpassed Fred Cone (455, 1951-57) for seventh in club history in scoring...Has scored 10 or more points in 21 career games...Drilled a career-long – and team-record – 56-yard FG in the opener at Philadelphia, the longest FG in the NFC this season...Also had a 49-yarder in that contest, which gave him 400 points in 49 career games...Entering the season, no current player had scored at a faster rate than Crosby since he entered the NFL in 2007...Scored 129 points in 2009, connecting on 27-of-36 field goal attempts and 48-of-49 PATs...Set an NFL record for most points scored by a player in his first three seasons with 397, eclipsing New England's Stephen Gostkowski (388 points, 2006-08)...Of the six FGs he has failed to convert this season, two were blocked and has misfired from 29, 45, 48 and 53 yards, twice hitting an upright.

▶**at Philadelphia (9/12):** Opened the season in top form, connecting on 49- and 56-yard FGs, the latter ranking as the longest in club record books. The kick topped the previous team record of 54 yards held by K Chris Jacke (at Det., Jan. 2, 1994), K Ryan Longwell (at Tenn., Dec. 16, 2001) and K Dave Rayner (at Phil., Oct. 2, 2006)...Both FGs came in the second quarter...The 56-yarder came as time expired in the first half, capping a quick seven-play, 39-yard drive that pushed the Green Bay lead to 13-3. At that date, it ranked No. 2 in the history of Lincoln Financial Field behind David Akers' 57-yarder vs. New England on Sept. 14, 2003, the stadium's inaugural season...Added three PATs.

▶**vs. Buffalo (9/19):** Had a pair of FGs, from 44 and 24 yards in the first quarter, and added four PATs to finish with 10 points.

▶**at Chicago (9/27):** Had a 38-yard FG and a pair of PATs, and had a 37-yard attempt blocked in the third quarter, his first unsuccessful kick of 2010.

▶**vs. Detroit (10/3):** Had four PATs and a touchback on a kickoff.

▶**at Washington (10/10):** Had seven points, connecting on two of four FG

attempts and a PAT...Split the uprights on a 52-yard FG in the second quarter, the 10th of 50 yards or more in his career...Added a 36-yarder in the third quarter...Misfired on the following drive, missing a 48-yard attempt wide right...With a chance to win the game with seven seconds remaining in regulation, his 53-yard FG attempt hit the left upright.

▶**vs. Miami (10/17):** Connected on both of his FG attempts and both PATs in the loss...Capped a seven-play, 46-yard march on the opening drive with a 46-yard FG, his fourth FG of more than 45 yards in 2010...As the last line of defense, made a tackle on the left sideline after a 37-yard kickoff return by CB Nolan Carroll with open field behind him...Hit a 26-yard FG with 10:45 remaining in the game to tie the contest at 13...Tacked on a PAT to send the game into OT following a 1-yard TD run by QB Aaron Rodgers with 16 seconds remaining.

▶**vs. Minnesota (10/24):** Did not have a FG attempt for only the second game of 2010 (vs. Detroit, Oct. 3), going 4/4 on PATs.

▶**at New York Jets (10/31):** Was responsible for all the points in closely-matched, defensive contest, making FGs from 20, 41 and 40 yards in swirling winds that gusted over 15 miles an hour at kickoff...First points of the game came on a 20-yard FG with 4:41 remaining in the first quarter, following a failed fake punt scramble by the Jets and a quick Packers drive. The 3-0 advantage would hold into the fourth quarter...Put the Packers ahead 6-0 with 6:36 to play with a 41-yard FG after an INT by Charles Woodson...Final FG was a 40-yard kick with 27 seconds left in the game after the Jets turned the ball over on downs, failing to convert on fourth-and-11 at their own 22...The 14th game of his career with three or more FGs.

▶**vs. Dallas (11/7):** Scored nine points, with six PATs and a 26-yard FG in the fourth quarter...A 54-yard attempt in the first quarter was blocked, the second kick of 2010 that was deflected...Moved into seventh in club history in scoring, surpassing Cone.

▶**at Minnesota (11/21):** Had four PATs and a 42-yard FG...FG capped a seven-play, 54-yard drive with 9:44 remaining in the first half and tied the game at 3...Credited by coaches with an excellent day on kickoffs, booting both long kicks and high, lofted kickoffs for coverage. The Vikings returned six for just 77 yards, a 12.8 avg...Added a tackle on kickoff coverage.

▶**at Atlanta (11/28):** Had a 22-yard FG to even the score at 3 at the end of the first quarter, and kicked a pair of PATs...Also had a strong day on kickoffs, including a touchback.

▶**vs. San Francisco (12/5):** Had 10 points, going 2-of-3 on FGs and making all four PAT attempts...Pushed consecutive games scoring streak to 60, which is second in club history (Ryan Longwell, 144)...The 21st game of his career scoring in double-digits...Hooked first FG attempt, a 29-yarder that found the left upright in the first quarter...Capped a short drive in the fourth quarter with a 43-yard FG...After a 17-play, 74-yard march, drilled a 24-yard attempt to give the Packers a 34-16 lead. The drive took 8:35 of the final quarter.

▶**at Detroit (12/12):** Responsible for the club's lone points, a 42-yard FG in the third quarter. The kick gave the Packers the lead after an eight-play, 48-yard drive, and held until midway through the fourth quarter.

## 80 Donald Driver, WR, 12th Year, Alcorn State

The club's all-time leading receiver extends his records with each reception...Has reached 687 catches in the regular season for his career, for 9,499 yards...Yardage total only trails James Lofton (9,656) in team record books...Despite being placed on the inactive list vs. Dallas, Nov. 7, and sidelined for long stretches in a pair of other games with an injured quadriceps, still tied for second on the team with 40 catches and ranks third with 449 yards (11.2 avg., long of 61)...Second on the team with four TD receptions...Of his catches, 12 have come on third down, for 120 yards and a pair of TDs...His 89-yard receiving day vs. Detroit was the 41st time in his career he posted 80 or more yards in a game...Opened 2010 with a running streak of six straight 1,000-yard receiving seasons...Needs 10 grabs to post his ninth consecutive season with 50 or more catches...With 12 yards against Detroit in Week 14, moved into third in club history in yards from scrimmage with 9,716, surpassing Jim Taylor (9,712, 1958-66)...Three-time Pro Bowl selection underwent minor arthroscopic surgery on both knees during the offseason...Was hampered for several games by

a quadriceps injury, forcing him to the sideline in the first half at New York without a reception, Oct. 31, but bounced back with a big game vs. San Francisco, hauling in four passes for 73 yards, including a 61-yard TD. The scoring catch marked the third consecutive season he had a TD grab of 60 yards or more...Team record of 133 straight games with a catch came to a close vs. Minnesota, Oct. 24. Prior to that contest, the last time he did not catch a pass in a regular-season game was vs. Minnesota, 12/30/01. The streak started in the finale that season at the New York Jets. Former team record for consecutive games with a reception was WR Sterling Sharpe's 103...Signed a two-year contract extension Aug. 6 that runs through 2012 and could allow him to retire with the lone team he's played for, though the spry veteran aims to play until he's 40.

►**at Philadelphia (9/12):** Started the 125th game of his career – all with the Packers for the former 7th-round pick – and had five catches for 30 yards, including a 6-yard scoring grab with 1:48 remaining in the first half that was the 50th receiving TD of his NFL career. TD moved him into a tie with WR Max McGee for fourth in club record books in scoring receptions, and gave him 51 TDs for his career (including one rushing)...Of his five grabs, two went for a first down.

►**vs. Buffalo (9/19):** Played in his 163rd game with Green Bay, moving into sole possession of 10th all-time for games played in team history, past C Larry McCarren and G Ron Hallstrom (162 each)...Had four grabs for 38 yards and a TD, giving him 51 receiving TDs for his career. The total moved him into sole possession of No. 4 in club record books and out of a tie with McGee...Caught a 13-yard pass on the game's opening play...Capped the Packers' first drive of the second half with a 9-yard scoring grab.

►**at Chicago (9/27):** Posted nine catches for 61 yards...Marked the 12th game of his career with nine or more catches, and gave him an even 80 receptions in 18 games vs. the Bears...Reception total was his highest since hauling in 10 vs. Detroit, Nov. 22, 2007.

►**vs. Detroit (10/3):** Had three catches for 89 yards and a TD, giving him 21 receiving TDs at Lambeau Field, breaking a tie for second with WR Sterling Sharpe on the stadium's all-time list. Now trails only WR Antonio Freeman, who had 36 TD grabs at Lambeau...His 29-yard TD grab was actually intended for Jermichael Finley, but Driver curled underneath the TE's route and made a diving catch while Finley pulled up and out of the way...Also hauled in a 48-yard reception in the second quarter that set up a TD strike to WR Greg Jennings on the next play...Primarily worked the underneath routes, with a long catch of 11 yards, with six of his receptions coming in the second half.

►**at Washington (10/10):** Had four catches for 58 yards, including a 34-yard grab that set up a FG in the third quarter.

►**vs. Miami (10/17):** Had three catches for 31 yards (10.3 avg.), including a long of 15, with two grabs moving the chains for first downs...Hauled in an 8-yard catch in the second quarter, extending his streak of games with a reception to a franchise-record 133, and 139 including the postseason...After a short grab shook loose for a 15-yard pickup before being shoved out of bounds by LB Karlos Dansby. The reception moved the chains in a drive for a FG that tied the game at 13.

►**vs. Minnesota (10/24):** Played in his 168th regular-season contest, moving him past TE Ed West and LS Rob Davis for No. 7 on the team's all-time list...Saw franchise-record streak of games with a reception come to a close at 133, a total that extended to 139 including the playoffs.

►**at New York Jets (10/31):** Sideline in the second quarter with what was described by Coach Mike McCarthy as two separate injuries, both a bruised quad and a quadriceps strain...Injury had kept him off the practice field during the week prior to the game until Friday.

►**vs. Dallas (11/7):** Inactive (quadriceps)...The first game he did not dress for since vs. Detroit, 12/30/07 (coach's decision), and the first he missed due to injury since vs. Detroit, 9/14/03 (neck).

►**at Minnesota (11/21):** Returned to action after a one-game absence and had four catches for 31 yards (7.8 avg.)...Had a 10-yard grab in the second quarter, moving the chains for a first down on a drive that would be capped by an 11-yard TD reception by Jennings...Worked the middle for an 8-yard catch in the final quarter, picking up a first down that would lead to a 22-yard TD grab by Jennings that put the Packers ahead, 31-3.

►**at Atlanta (11/28):** Had a pair of catches for 26 yards...Hauled in a 17-yard

pass in the first quarter, moving the chains on a drive that was capped by a 22-yard FG by Crosby.

►**vs. San Francisco (12/5):** After a series of contests being hobbled by a leg injury, returned to form with four catches for 73 yards, including a season-long, 61-yard TD where he ran through several defenders before finally diving into the end zone. Rodgers called it "one of the best plays he had ever been a part of." The TD, which came on the opening drive of the second half, increased the Packers' lead to 21-13 and appeared to energize the team, which would score on the next three possessions...Teamed with Jennings (57 yards in the second quarter), to give Rodgers a pair of TD passes of 50 yards or more in the same game for the first time in the QB's career.

►**at Detroit (12/12):** Had a pair of catches for 12 yards...Yardage total moved him into third on the club's all-time list for yards from scrimmage, surpassing Taylor (9,712).

#### **Streaks & Milestones**

- Ranks first on the club's all-time reception list with 687.
- Had caught a pass in 133 consecutive games (139 including postseason), No. 1 in franchise history prior to going without a reception vs. Minnesota, Oct. 24.
- Ranks second in team history with 9,499 career receiving yards, trailing only WR James Lofton (9,656).
- Has 22 career 100-yard receiving games, ranking fourth in team history. Needs two to equal No. 3 Don Hutson (24) on the team's all-time list.
- One of only two players in the NFL (Indianapolis WR Reggie Wayne) to have 1,000 yards receiving each of the last six seasons (2004-09).
- Has caught 50 or more passes in a season a franchise-best eight times, topping Lofton and Sterling Sharpe (seven each).
- Ranks first in receptions (325) and yards (4,516) at Lambeau Field.
- Has posted four 80-catch seasons to tie Sharpe's franchise mark.

#### **88 Jermichael Finley, TE, 3rd Year, Texas**

Suffered a knee injury at Washington, Oct. 10, on the game's second play from scrimmage and did not return. Had surgery, Oct. 12, and placed on injured reserve, Oct. 18...Entered his third season as a central figure in the Packers offensive attack and ranked among the NFL's top TEs over the first four games...Led the team in receiving yards (301) and average (14.3) after four contests and had 21 receptions...His yardage total was tied for second in the league behind San Diego's Antonio Gates (386) among all TEs after four contests...Has reached nine catches twice in his career: late last season vs. Pittsburgh and at Chicago, Sept. 27, the highest total in club history for a TE...Went over 100 receiving yards twice in 2010, tying a club record for TEs (Paul Coffman, 1979) in a single season...Had seven receptions of 20 yards or more this season, including four receptions of 25-plus yards.

►**at Philadelphia (9/12):** Had four catches for 47 yards (11.8 avg.), including a long of 20. Three of his catches were for first downs.

►**vs. Buffalo (9/19):** Started and had four receptions for 103 yards (25.8 avg.), including a long of 34...Had two catches for 66 yards in the first quarter...Ran down the sideline with a 34-yard grab early in the opening quarter, the game's longest play from scrimmage. The play set up a 24-yard FG four downs later for a 6-0 lead...Had a 32-yard catch on the Packers' next possession, sprinting under a lofted pass. The grab led to a one-yard scoring plunge by RB Brandon Jackson several plays later, pushing Green Bay ahead 13-0...Moved the chains with another long reception in second half with a 22-yard grab. The catch, advancing the offense from the Buffalo 42 to the 20, led to a Rodgers 9-yard TD run four plays later, giving Green Bay a 27-7 advantage...Average of 25.8 yards per catch was the second-best single-game performance in team history (min. four receptions) by a TE, trailing Coffman's 30.5-yard mark on four receptions at Chicago on Dec. 18, 1983.

►**at Chicago (9/27):** Tied his career high with a team-leading nine receptions, equaling his total at Pittsburgh, 12/20/09, and also had 115 yards...Posted his second straight 100-yard game. Became only the second TE in club history to achieve the feat, matching Coffman in 1979...Already ranks second in team record books in 100-yard performances for TEs, with three, trailing Coffman with six...Had catches of 28, 26, and 20 yards in

the contest, increasing his total to seven of 20-plus yards on the season...A 26-yard catch down the right sideline on the opening drive set up WR Greg Jennings' 7-yard TD grab two plays later...Departed in the final quarter due to leg cramps and went to the locker room for an IV and then returned for the final series, but did not have another catch.

►vs. **Detroit (10/3)**: Had a relatively quiet week compared to his previous two games, with a team-high four catches for 36 yards, including a 13-yard TD grab that gave the Packers a 14-0 lead with 10:05 remaining in the first half...TD was the seventh of his career, and the fifth scoring grab in his last nine regular-season contests.

►at **Washington (10/10)**: Injured on the second play from scrimmage (knee) and did not return. Had knee surgery Oct. 12.

►vs. **Miami (10/17)**: Inactive (knee).

TRANSACTION: Placed on injured reserve, Oct. 18 (knee).

### **10 Matt Flynn, QB, 3rd Year, Louisiana State**

Reserve passer has been praised by coaching staff for continued improvement in accuracy, arm strength and mastery of the offense throughout his career...Pressed into duty late in the second quarter vs. Detroit, Dec. 12, after starting QB Aaron Rodgers suffered a concussion...Appeared in 15 games in 2009, serving as the team's primary holder through the first 13 contests, but also coming on in relief of Rodgers in four games.

►at **Philadelphia (9/12) – vs. Miami (10/17)**: Active for each contest, but did not appear in the game.

►vs. **Minnesota (10/24)**: Attempted a pass coming out of a fake field goal formation on fourth-and-7 from the Minnesota 37 in the second quarter. Quickly went from holder to a shotgun formation...His long pass to Andrew Quarless was incomplete, overthrown when the rookie TE stumbled while open deep...It was his first passing attempt since the 2009 finale.

►at **New York Jets (10/31)**: Active, did not play.

►vs. **Dallas (11/7)**: Entered the game with 8:41 remaining and the Packers leading, 45-7...Participated in seven plays, six handoffs, and tossed an incompletion on a deep pass to WR Brett Swain.

►at **Minnesota (11/21)**: Entered contest in relief of Rodgers with 6:37 left in the game and Green Bay ahead, 31-3...Led the Packers on a 10-play drive that eventually stalled at the Minnesota 33 with 24 seconds remaining...Completed lone attempt, a 5-yard pass to WR Jordy Nelson...Also scrambled around right end for 5 yards.

►at **Atlanta (11/28)**: Active, did not play.

►vs. **San Francisco (12/5)**: Participated in two plays at end of the game.

►at **Detroit (12/12)**: Saw the most extended playing time of his career, entering the game with 1:12 remaining in the second quarter after Rodgers was removed with a concussion...Completed 15-of-26 for 177 yards, with an INT and a passer rating of 62.5...Also had three carries for 10 yards...Led Packers to a FG on the opening drive of the second half, finding Quarless for a 20-yard gain, connecting with the TE again three plays later for 11 yards, and completing a 7-yard pass to WR James Jones to the Detroit 24. After a pair of incompletions, K Mason Crosby drilled a 42-yard FG...Engineered an 81-yard march on the next possession by completing 4-of-6 for 67 yards before tossing an INT on a pass intended for WR Donald Driver in the end zone. Started the drive on the Green Bay 10, and converted the initial third down of the game for the Packers on a 12-yard scramble on third-and-10. Two plays later he lofted a 32-yard pass to WR Greg Jennings – over CB Chris Houston – to the Detroit 35. Completions of 8 and 18 yards to WR Jordy Nelson moved the Packers to the Detroit 9, but was intercepted on 2nd-and-goal by LB DeAndre Levy, who did not bite on a play-action fake. The defender slipped right in front of Driver in the end zone...After two stalled drives, the offense had one more chance with 3:58 remaining and the Packers trailing, 7-3. On third-and-11 from the Green Bay 8, completed an 18-yard strike to Jones, and followed with a 14-yard screen to RB Dimitri Nance and a 9-yard toss to Jennings. Would add consecutive completions to Quarless for 19 yards before facing third-and-1 from the Detroit 31, overthrowing a short pass to Driver. On the next play, a deep pass down the left sideline to Jennings was overthrown.

### **49 Robert Francois, LB, 1st Year, Boston College**

LB has been gone back and forth a couple of times off the practice squad

to the active roster in 2010, and has contributed on special teams when active...Most recently promoted to active roster, Dec. 1, after LB Brandon Chillar was placed on injured reserve...Originally signed to active roster, Oct. 13, after S Derrick Martin (knee) was placed on injured reserve...Released by Green Bay in the final roster cutdown in September, and has been on the practice squad for six games...In 2009, spent the final four weeks of the regular season and the playoffs on the Packers' practice squad...Entered the NFL as a non-drafted free agent with the Minnesota Vikings in May 2009.

►vs. **Miami (10/17)**: Played on special teams.

►vs. **Minnesota (10/24)**: Played on special teams.

►at **New York Jets (10/31)**: Played on special teams and had one tackle.

►vs. **Dallas (11/7)**: Inactive.

►vs. **San Francisco (12/5)**: Played on special teams.

►at **Detroit (12/12)**: Played on special teams.

### **61 Brett Goode, LS, 3rd Year, Arkansas**

Has performed flawlessly in each of the team's 45 games since being signed on the eve of the 2008 season...Has added six tackles and a fumble recovery on the coverage units during his career.

►at **Philadelphia (9/12)**: Handled snapping duties, including a perfect delivery on K Mason Crosby's 56-yard FG in the second quarter, the longest FG in franchise history.

►vs. **Buffalo (9/19) – vs. San Francisco (12/5)**: Served as long snapper on punts and placements in each contest.

►at **Detroit (12/12)**: Had two special teams tackles on punt coverage.

### **40 Josh Gordy, CB, Rookie, Central Michigan**

Signed to active roster, Dec. 1, after a 10-game stint on the practice squad...Entered the NFL with Jacksonville in May as a non-drafted free agent and spent most of the preseason with the Jaguars.

►vs. **San Francisco (12/5)**: Played on special teams and had one assisted tackle.

►at **Detroit (12/12)**: Played on special teams.

### **25 Ryan Grant, RB, 4th Year, Notre Dame**

Suffered an ankle injury in the opener at Philadelphia that required surgery and was placed on injured reserve, Sept. 14...In the previous three seasons had been the workhorse of the offense...In 2009 started all 16 games and was named a Pro Bowl alternate, leading the team with a career-high 1,253 rushing yards and a career-best 11 TDs on 282 carries (4.4 avg.)...Ranked seventh in the NFL in rushing yards...Also had 25 receptions for a career-high 197 yards (7.9 avg.)...Finished ninth in the NFL in yards from scrimmage with 1,450.

►at **Philadelphia (9/12)**: Was off to his typically productive start, rushing for 45 yards on eight carries (5.6 avg.) before suffering a right ankle injury with 6:07 remaining in the first half after an 18-yard burst.

TRANSACTION: Placed on injured reserve, Sept. 14 (ankle).

### **95 Howard Green, NT/DE, 6th Year, Louisiana State**

Claimed off waivers, Oct. 27, to shore up the defensive line with a roster spot created after LB Brad Jones was placed on injured reserve (shoulder)...Has played in 57 career games, including the last six with the Packers...Entered the NFL as a sixth-round draft choice (190th overall) by Houston in 2002, and went on to play in one game for Baltimore in 2002, 18 games with New Orleans from 2003-04, 18 games with Seattle from 2007-08, and 14 games with the Jets over the past two years, including two contests this season...Brings size and bulk to the interior of the defensive front at 6-foot-2, 340 pounds, and bolsters run defense with ability to take on multiple blockers...Has 13 career starts, 12 with the Saints in 2004, and opened vs. San Francisco, Dec. 5.

►at **New York Jets (10/31)**: Pressed into action after participating in only one full practice, but distinguished himself during his 34 plays, including posting four assisted tackles and a forced fumble...Praised by the coaching staff for his performance and quickness in learning a limited gameplan so rapidly...Early in the fourth quarter, penetrated the backfield and disrupted an exchange between RB LaDainian Tomlinson and WR Jerricho Cotchery



on a reverse, resulting in an 8-yard loss. Credited with a forced fumble.

►vs. **Dallas (11/7)**: Served as a reserve at DE...Presence again proved to be valuable after injury to Ryan Pickett in the second quarter.

►at **Minnesota (11/21)**: Played in reserve role on defense.

►at **Atlanta (11/28)**: Participated in 28 plays, notching a pair of tackles.

►vs. **San Francisco (12/5)**: Started and had one stop while appearing in 10 plays.

►at **Detroit (12/12)**: Had a pair of assisted tackles while participating in 16 plays.

### 35 Korey Hall, FB, 4th Year, Boise State

Hard-nosed blocker with sure hands has been a key part of the Packers' offensive fortunes since his arrival in 2007...Unselfish player has never recorded a rushing attempt since being converted to FB from college LB in 2007...Had his first reception of the season vs. San Francisco, Dec. 5, a 9-yard grab...Also one of the club's best special teams players, with a team-high 12 tackles this season and 49 in his career...Hauled in five passes for 41 yards in 2009.

►at **Philadelphia (9/12)**: Started at FB, added two special teams tackles...Awarded a game ball by coaching staff after being credited with five knockdown blocks.

►vs. **Buffalo (9/19)**: Inactive (hip).

►at **Chicago (9/27)**: Returned to the active roster, blocking for a rushing attack that averaged 4.2 yards on 15 carries and playing special teams, notching one stop.

►vs. **Detroit (10/3)**: Did not start with the offense opening in a two-TE alignment...Delivered punishing blocks on the final drive, when the Packers ran out the final 6:32 off the clock, primarily on the yardage gained by RB John Kuhn behind the FB's blocking...Recorded one tackle on special teams.

►at **Washington (10/10)**: Did not start as the offense again opened in the two-TE formation...Blocked for a rushing attack that had a season-high 17 carries for 157 yards (9.2 avg.)...Also credited with a team-leading three tackles on special teams...Forced a fumble on the opening kickoff return of the second half, jarring the ball loose from WR Brandon Banks but the ball trickled out of bounds.

►vs. **Miami (10/17)**: Started at FB and played on special teams, where he was credited with three tackles (two solo).

►vs. **Minnesota (10/24)**: Started at FB...Played on special teams.

►at **New York Jets (10/31)**: Started at FB and also had one assisted tackle on special teams...Though an unspectacular day for the running game, blocked for what was a solid performance for the rushing attack with 81 yards on 26 carries in a low-scoring, defense-dominated contest.

►vs. **Dallas (11/7)**: Did not start as the offense opened in three-WR formation...Did solid blocking for a rushing attack that had 138 yards on 35 carries, the club's second-highest total of 2010...Added one stop on special teams.

►at **Minnesota (11/21)**: Inactive (back).

►at **Atlanta (11/28)**: Returned to the starting lineup at FB...Also played on special teams.

►vs. **San Francisco (12/5)**: Started and had a 9-yard catch in the first quarter...Also played on special teams...Suffered a knee injury in the second quarter and did not return.

►at **Detroit (12/12)**: Inactive (knee).

### 91 Justin Harrell, DE, 4th Year, Tennessee

Former first-round draft pick's injury woes continued in the opener at Philadelphia...Appeared in the 14th game of NFL career, but suffered a knee injury in second quarter and placed on injured reserve, Sept. 14.

►at **Philadelphia (9/12)**: Suffered an ACL injury to left knee while blocking on a FG attempt with 13:57 left in second quarter.

TRANSACTION: Placed on injured reserve, Sept. 14 (knee).

### 41 Spencer Havner, TE, 2nd Year, UCLA

Signed Nov. 12 to add depth to the TE corps, but ended up being another player forced to the sidelines for the remainder of the season at a position that has weathered multiple injuries in 2010. Placed on injured reserve, Nov. 30, with a hamstring injury he suffered at Atlanta two days before in

his first action of the season with the Packers...Joined roster after T Mark Tauscher was placed on injured reserve...Played in 20 games with the Packers from 2008-09, including all 16 contests last season...Originally entered the NFL as a non-drafted free agent with Washington in 2006, and spent time on Green Bay's practice squad for three seasons (2006-08) before being signed to the active roster in December 2008...With the Packers during the 2010 preseason before being released in the final roster cutdown, and was claimed off waivers by Detroit...Played in five games this season for the Lions before being waived/injured on Oct. 14.

►at **Minnesota (11/21)**: Inactive.

►at **Atlanta (11/28)**: Played in his first game of 2010 with the Packers, but was injured (hamstring) in the second quarter while covering a kickoff and did not return.

TRANSACTION: Placed on injured reserve, Nov. 30 (hamstring).

### 50 A.J. Hawk, LB, 5th Year, Ohio State

The 2009 Pro Bowl alternate has played in 77 games with 74 starts, bringing toughness and energy to the middle of the defense at Buck LB...Has taken on a bigger role in 2010 than in past seasons in pass defense and come through with excellent play...Has a pair of INTs in 2010, matching his career high (2006, 2009). INT total is tied for second among NFL LBs...Also leads the team in tackles with 111 (79 solo) and has four passes defended...Has 24 games in his career with 10 or more tackles, and at five in 2010 is approaching a career high this season for reaching the milestone - Reached double-digits in stops in three games in 2009, six in 2008, three in 2007 and a career-best seven as a rookie in 2006...Second on the team in 2009 with 87 tackles (70 solo), a total he has already surpassed this season...Was one of only 10 LBs in the NFL to post at least 85 stops, two INTs and a sack in 2009.

►at **Philadelphia (9/12)**: Play was limited to special teams, as the defense played almost entire game in nickel and dime formation. Kicked off the season by playing in the 65th game of his career.

►vs. **Buffalo (9/19)**: Started and had 10 tackles (six solo), the 20th game of his career with a double-digit tackle total...Added a QB hit...Went over 500 career tackles in the contest, and ended game with 502 stops in his five-year stint with the Packers.

►at **Chicago (9/27)**: Started at Buck LB and part of a consistent defensive swarm that limited the Bears to 77 yards rushing on 18 carries, with 37 coming on QB scrambles out of the pocket...Part of a defense that held RB Matt Forte, who entered the game ranked sixth in the NFL with 267 yards from scrimmage, to just 43 yards, including 29 rushing on 11 attempts...Recorded seven tackles (five solo).

►vs. **Detroit (10/3)**: Turned in a solid performance, with 12 tackles, all solo, a QB pressure, and an INT with a 12-yard return...INT ended a Detroit scoring opportunity at the Green Bay 10 and was the sixth of his career.

►at **Washington (10/10)**: Rarely departed the field and ranked second on the team with eight tackles (seven solo) and added a QB pressure and a pass defended.

►vs. **Miami (10/17)**: Started at Buck LB and participated in 80 plays...With LB Desmond Bishop, tied for the team-lead in stops with 16 (10 solo)...Tackle total was a season high, and the most since notching a career-best 20 at Seattle (11/27/06) as a rookie...It was the fourth time he collected 16 or more stops in a contest...Teamed with CB Charles Woodson to stop FB Lousaka Polite for no gain on third-and-1 at the Green Bay 27 with 2:18 remaining in the third quarter, then part of the swarm that denied RB Ronnie Brown on fourth down.

►vs. **Minnesota (10/24)**: Participated in 68 plays, taking every snap on defense...Biggest play came on third-and-4 at midfield with 11:56 remaining in the third quarter, when he picked off a Brett Favre pass intended for WR Bernard Berrian and returned it 21 yards to the Minnesota 41. Five plays later, QB Aaron Rodgers would find WR Greg Jennings for a 14-yard TD pass, giving the Packers a 21-17 lead...Had a team-high 13 tackles.

►at **New York Jets (10/31)**: Tied for second on the team with nine tackles (eight solo)...Added one pressure and a pass defended...Part of a defensive unit that was sturdy against the run in a closely-fought defensive struggle, holding top RB duo of LaDainian Tomlinson and Shonn Greene to a combined 76 yards on 22 carries, with a long rush of 8.

►vs. **Dallas (11/7)**: Started the 70th game of his career, posting three tackles (two solo) and a pass defended.

►at **Minnesota (11/21)**: Turned in an excellent all-around performance, tying for the team-lead in stops with eight (seven solo), recording two tackles for a loss, notching a pair of QB hits and recovering a fumble...Dropped RB Adrian Peterson for a 2-yard loss in the first quarter in a game where the Pro Bowler was held to 72 rushing yards...Recovered a fumble by RB Toby Gerhart early in the second quarter, which was forced by CB Charles Woodson.

►at **Atlanta (11/28)**: Recorded eight stops (four solo), a tackle for a loss and a QB pressure in the 75th game of his NFL career...Drilled RB Michael Turner for a 2-yard loss on a draw in the third quarter, helping force an Atlanta punt two plays later.

►vs. **San Francisco (12/5)**: Posted five stops (four solo) while participating in 51 plays.

►at **Detroit (12/12)**: Tied for the team lead with 12 tackles (eight solo), including one tackle for a loss, and added a pass defended...Went over 100 tackles for the year, the fourth time in his five seasons he has reached the milestone, only failing to do so in 2009...The 24th game of his career with a double-digit tackle total, and fifth this season.

### **32 Brandon Jackson, RB, 4th Year, Nebraska**

While drawing high marks throughout his career for his ability to take on incoming blockers in pass protection and weave through traffic after catching screen passes, has taken on the lead role in the backfield this season after the injury to starting RB Ryan Grant in Week 1...In 2010, has a team-leading 546 rushing yards on 143 carries, both career high totals...Has added a career-high 39 catches for 313 yards, ranking fourth on the team...Has caught one TD and rushed for three...Also ranks second on the team to WR Greg Jennings in yards from scrimmage with 859...Has accounted for 38 first downs in 2010 (21 rushing, 17 receiving)...A starter in 11 games, entering in reserve in the opener and at Chicago, Sept. 27...Had a 71-yard burst at Washington, the longest rush of his career, and weaved through traffic for a 37-yard gain off a screen pass vs. San Francisco, the longest reception of his career.

►at **Philadelphia (9/12)**: Stepped up after Grant's injury in the first half with a team-high 63 yards on 18 carries, with all but five yards coming after the starter departed in the second quarter...Added a pair of catches for 12 yards...Had a long rush of 18 yards...On the Packers' second TD drive of the third quarter, had three-straight rushes for 19 yards, setting up a 32-yard TD strike to Jennings on a four-play, 51-yard scoring drive that put Green Bay ahead, 27-10...Did the dirty work in the second half, with 14 carries for a hard-earned 54 yards. It was his first game with 50 or more rushing yards since recording 80 vs. Carolina on 11 carries (11/30/08).

►vs. **Buffalo (9/19)**: Started first game since 9/23/07 vs. San Diego – the third contest of his rookie season – and had 29 yards on 11 carries and a 10-yard reception...It was the fourth game he opened in his four-year career...Churned for a 1-yard TD late in the first quarter to cap an 11-play, 72-yard drive.

►at **Chicago (9/27)**: Recorded 12 yards on seven carries and added four catches for 27 yards.

►vs. **Detroit (10/3)**: Posted nine carries for 33 yards (3.7 avg.), including a long of 14, and a catch for 1 yard...Had five carries for 20 yards in the first half, and rushed for 17 yards on the Packers' TD drive on the opening possession.

►at **Washington (10/10)**: Turned in his finest performance of the season in terms of statistical output, rushing for a career-best 115 yards on 10 carries and leading the team with five catches for 25 yards...It was his first 100-yard game since rushing for 113 vs. Detroit, 12/30/07, and the second time in his career that he reached the milestone...His 140 total yards were also a career best...Shook loose for a 71-yard burst on the first play of the Packers' second possession, the longest rush of his career. Four plays later the club would take a 7-0 lead on a TD pass...Turned a short catch into 12 yards and had a 15-yard carry on the Packers' opening possession of the second half, leading to a FG.

►vs. **Miami (10/17)**: Started at RB and rushed for 53 yards on 12 carries (4.4 avg.) and had 29 yards on three receptions...Put together his first back-

to-back games with over 50 yards rushing of his career...Did some fine running in the first half with 32 yards on six carries. On a second-quarter march, went around left end on two sweeps for a combined total of 23 yards, and took a short pass 8 yards before being pushed out of bounds before the drive stalled several plays later...Had a 19-yard gain off a short pass in the fourth quarter before being tackled at the Miami 19, a key play on a march that set up K Mason Crosby's 26-yard FG. The kick tied the score at 13.

►vs. **Minnesota (10/24)**: Started and paced the team in rushing with 58 yards on 13 carries and added three receptions for 46 yards...Praised by Coach Mike McCarthy, calling the performance the best game he had seen the RB play...Picked up tough yards throughout the game on both handoffs and short catches, and also shook loose for his longest reception of the season off a screen pass...With 104 yards, reached triple digits in yards from scrimmage for the second time in 2010...Had his long run of the game, a 14-yard carry, on his second attempt, but the drive would be undone several plays later by an INT...Capped the next march with a 1-yard TD over right guard with 5:11 remaining in the first quarter, giving Green Bay a 7-0 lead...Had a catch-and-run for 36 yards on the following drive in the first quarter, a burst down to the Minnesota 11 that set up a 9-yard TD grab by TE Andrew Quarless. The TD catch put the Packers ahead, 14-7, early in the second quarter.

►at **New York Jets (10/31)**: Provided the hard-fought yardage in a defensive struggle, rushing for 55 yards on 15 carries and catching two passes for 17 yards...Shook free for a 27-yard gain on a draw near the end of the first half, the longest run for either team of the game...On the Packers' first scoring drive of the fourth quarter, started the march with a 13-yard burst off a short screen for a first down, a drive that would eventually lead to a 41-yard FG by Crosby and a 6-0 lead.

►vs. **Dallas (11/7)**: Had another solid outing, rushing for 42 yards on 13 carries with a TD and hauling in four passes for 26 yards and another TD...Capped the first scoring drive with a 9-yard TD off a screen early in the second quarter, avoiding a tackle by LB Sean Lee with a sudden move through traffic. March was set up by an INT by rookie CB Sam Shields at the Green Bay 37...Increased the lead to 14-0 with a 2-yard TD run on the next possession, a scoring rush that was set up by a pair of long receptions by WR James Jones...Recorded three carries for 23 yards in a second-half drive that resulted in a 26-yard FG by Crosby with 13:12 remaining in the game. The FG gave Green Bay a 38-7 lead.

►at **Minnesota (11/21)**: Started at RB and had 28 yards on 14 carries and four receptions for 38 yards...On the final drive of the first half, had gains of 7 and 15 yards off short passes to help set up a 3-yard TD grab by Jones, pushing the Packers ahead, 17-3 at halftime.

►at **Atlanta (11/28)**: Had 10 carries for 26 yards and three receptions for 10 yards...Finished contest with 32 grabs for the season, moving past his former career best of 30 (2008)...Also went over 500 yards rushing for 2010...Had a timely, 8-yard burst on a scoring drive that tied the game at 17 in the fourth quarter.

►vs. **San Francisco (12/5)**: Started at RB and had four carries for 13 yards, but made most of his contributions as a receiver out of the backfield, with four catches for a season-high 63 yards...Biggest play came in the second quarter, shaking loose for a career-long 37-yard gain off a screen pass to advance from the San Francisco 38 to the 1. On the following play, RB John Kuhn crashed in for a TD, putting the Packers ahead, 14-6.

►at **Detroit (12/12)**: Recorded seven carries for 19 yards and had three receptions for 9 yards...Picked up 7 yards for a first down on the Packers' lone scoring drive, an eight-play, 48-yard march that would lead to a 42-yard FG.

### **77 Cullen Jenkins, DE, 7th Year, Central Michigan**

Strong and steady presence at RDE is one of the club's top pass rushers and a consistent force against the run...Despite playing with a heavily wrapped broken left hand early in the season after breaking it in the opening contest, ranks second on the team with a career-high seven sacks and also has 29 stops (20 solo), three tackles for a loss, 18 QB hits and six QB pressures, though he did not play because of a lower leg injury suffered in pregame warm-ups vs. Minnesota, Oct. 24 and also was on the inactive

list at Detroit after re-injuring his calf late in the game vs. San Francisco... Large wrap on his hand has been replaced by small support brace in recent weeks...Recorded a sack in each of the first four contests, a career-long streak...Emerging as key performer on defense last season, when he had 50 tackles, added 4.5 sacks, ranked second on the team with a career-high three forced fumbles, and recorded his first career INT.

►**at Philadelphia (9/12):** Turned in an inspired performance, after breaking his left hand in the second quarter, returned with it heavily casted and wrapped, and posted a sack and two QB hits...Impact went beyond stat line, as Jenkins battled through heavy playing time without the use of his left hand when DE Justin Harrell was sidelined with a season-ending knee injury early in the contest.

►**vs. Buffalo (9/19):** Started despite a broken left hand and appeared in 34 plays, tying for the lead among defensive linemen with five tackles (three solo), adding a sack, a tackle for a loss and two QB hits...Played with a black, football-sized wrap around his broken hand to protect the break...A key part of a relentless pass rush that helped hold the Bills to only 62 net yards passing...Drilled QB Trent Edwards for a 7-yard loss in the first quarter. The sack pushed Buffalo back to its own 29, and a punt two plays later led to an 11-play, 72-yard TD drive for the Packers. The TD gave Green Bay a 13-0 lead...60th start of his NFL career.

►**at Chicago (9/27):** Recorded two tackles, a sack and a QB pressure...Sack of QB Jay Cutler marked the first time in his career he had a full sack in three straight contests...The 7-yard sack in the second quarter, the 25th of his career, moved him into 11th in club history, past Sean Jones (24.5, 1994-96)...Played in 85th game of his NFL career, all since making the Packers roster in 2004 as a free agent.

►**vs. Detroit (10/3):** Recorded a sack for the fourth straight game, a career-long streak. It was the 26th sack of his career, tying Santana Dotson for ninth in team history...Added three tackles, a tackle for a loss and a pair of QB hits...Sacked QB Shaun Hill for a 10-yard loss late in the second quarter.

►**at Washington (10/10):** Teamed with NT B.J. Raji and DE Mike Neal to carry the load along the defensive front after DE Ryan Pickett went down with an ankle injury on the Redskins' second play from scrimmage, with all three getting heavy playing time...Posted two tackles and four QB hits...Part of a defensive effort that allowed only 51 yards rushing on 21 carries and put heavy pressure on QB Donovan McNabb.

►**vs. Miami (10/17):** Forced again to do yeoman's duty because of injuries across the defensive front. With Pickett and Neal inactive, participated in 69 plays and had a pair of tackles and a QB hit while often taking on Pro Bowl T Jake Long...Put a big hit on QB Chad Henne as the passer released the ball on a deep throw with 2:00 remaining in the first half, forcing an incompleteness.

►**vs. Minnesota (10/24):** Suffered a lower leg injury while warming up on his own before the game...Dressed, but did not play.

►**at New York Jets (10/31):** Despite still feeling the effects of the calf injury that kept him sidelined the week before, returned to the lineup as a starter and was a consistent part of the rotation...Participated in 35 plays and had three tackles (two solo) and a QB hit.

►**vs. Dallas (11/7):** Led the defensive front with four tackles (two solo) and added a tackle for a loss...Participated in 31 plays...Teamed with CB Charles Woodson to stuff RB Marion Barber for a 1-yard loss in the fourth quarter...Part of a defensive effort that held Dallas to just 39 rushing yards on 14 carries, with a long rush of 9 yards.

►**at Minnesota (11/21):** Started at RDE and had one tackle.

►**at Atlanta (11/28):** Had a pair of solo stops and a sack while starting at RDE...Added a QB pressure...Dumped QB Matt Ryan for a 9-yard loss in the second quarter, one of two Green Bay sacks on the day. Fifth sack of 2010 is his most since 2006, when he posted 6.5.

►**vs. San Francisco (12/5):** Re-aggravated a calf muscle in the fourth quarter, the same injury he had endured earlier in the season...Had a strong performance, recording a pair of sacks. Dumped QB Troy Smith for an 8-yard loss early in the second quarter, and twisted the passer to the turf again on the following possession...Gave him a career-high seven sacks for 2010, and the most QB takedowns in a contest since notching three vs. Detroit, 12/17/06...Also had four tackles (three solo), a team-high four QB hits and

a QB pressure.

►**at Detroit (12/12):** Inactive (calf).

## 85 Greg Jennings, WR, 5th Year, Western Michigan

After 13 contests, the polished WR has shaken off a sluggish start and is in the midst of another banner season...Leads the team with 61 catches for 996 yards and 11 TDs...Has been on a torrid stretch over the last eight games, hauling in 47 passes for 813 yards and eight TDs – and in the last four contests has 22 receptions for 445 yards (21.1) and five TDs... At 27, has the longest active streak on the club for consecutive games with a reception...In total TDs, is tied for third in the NFC, ranking second among WRs, and sixth in the NFL...Ranks 12th in the NFC in receptions, and 20th in the NFL...Is second in the conference and fifth in the league in receiving yardage...Ranks first in the NFC in yards per catch (16.6) among players with over 45 catches...Has 15 grabs for 292 yards on third down, with three TDs. Among players with 13 or more receptions, his third-down receiving average of 19.5 ranks No. 1 in the NFL...Of his receptions in 2010, 40 have gone for a first down, leading the team in the category, and 12 have been of 25 yards or more, including a career-long 86-yard TD vs. Miami, Oct. 17...In 71 career regular-season games, has 52 receptions of 25 yards or more...Set a career-high with three TD receptions at Minnesota, Nov. 21, and for his efforts was named NFC Offensive Player of the Week...Had 82 yards at the Eagles in the opener, pushing him past the 4,000-yard milestone and making him only the 12th player in club history to reach the total...Has 18 career games with 100 receiving yards...Played in all 16 games with 13 starts in 2009 and led the team with 1,113 yards on 68 catches (16.4 avg.)

►**at Philadelphia (9/12):** Led the team with five catches for 82 yards, including a 32-yard TD and a 16-yard, one-handed grab in the middle of the field during the second quarter that he ranked among the best of his career... Three catches were for 15 yards or more...Played in the 60th game of his career, all with the Packers, and posted the 25th contest with 80 or more receiving yards.

►**vs. Buffalo (9/19):** Started and had three catches for 36 yards, including a 21-yard grab...After a short catch that lost 2 yards in the first half, the big-play threat made the most of his two receptions in the final two quarters...His 17-yard catch in the third quarter set up a TD march...Two of his catches were for 15 yards or more.

►**at Chicago (9/27):** Hauled in two catches for 18 yards, including a 7-yard TD reception to cap the Packers' opening drive...The TD catch was the 30th of his NFL career.

►**vs. Detroit (10/3):** Had two grabs for 25 yards, including a 17-yard TD where he beat the CB on one-on-one coverage on an outside route.

►**at Washington (10/10):** Had two catches for 22 yards, including a 14-yard grab in the third quarter that moved the chains for a first down.

►**vs. Miami (10/17):** Finished with six catches for 133 yards, his highest yardage total since a 167-yard day at Detroit (9/14/08). It was his 15th career 100-yard day and his first of 2010...Hauled in a career-long 86-yard TD in the first quarter, topping his previous career-long catch, an 83-yard TD last season at Pittsburgh (12/20/09). The completion was also the longest of QB Aaron Rodgers' career. The TD was set up by an INT by CB Tramon Williams at the Green Bay 14, ending a 38-yard Miami drive. The 86-yard pass was the Packers' first play following the turnover...Early in the fourth quarter, caught passes of 11, 2 and 5 yards on a 12-play, 66-yard drive that tied the game at 13 on a 26-yard FG by K Mason Crosby...Later in the quarter, had a 20-yard reception on fourth-and-7, weaving his way through traffic after a short pass to the Miami 9. It was the key play on a 12-play, 69-yard drive that led to the game-tying TD on a Rodgers sneak with 13 seconds remaining. The TD sent the game into OT at 20-20.

►**vs. Minnesota (10/24):** Posted a team-high six catches for 74 yards and a TD (12.3 avg.)...Had two catches of over 15 yards in the game, including a 24-yard grab in the first quarter that was the opening play of a four-play, 64-yard drive that gave the Packers a 7-0 lead after a 1-yard TD burst by RB Brandon Jackson...Hauled in a 14-yard TD in the third quarter on a crossing route, pushing the Packers ahead, 21-17. The TD capped a five-play, 41-yard drive after an INT by LB A.J. Hawk at the Green Bay 38, followed by a 21-yard return...Speedster also threw a key block on a



defender to help spring Jackson for a 36-yard gain off a screen pass in the first quarter.

► **at New York Jets (10/31):** Led the team in receiving with six receptions for 81 yards...Set up the first FG with a 30-yard catch on the opening drive...Moved the chains for first downs on five of his grabs...Six catches moved him into 13th in team record books in catches at 278, past WR Carroll Dale (275, 1965-72).

► **vs. Dallas (11/7):** Continued his streak of big games, with seven receptions for 80 yards and a TD, an 8-yard grab on a post pattern late in the second quarter that pushed the Packers ahead, 21-0...Marked third straight game with a TD grab, a career first...Was targeted seven times by Rodgers and caught each pass...Set up TD grab with a 33-yard reception, streaking down the left sideline past CB Mike Jenkins, with a perfectly thrown pass falling into his arms...Went over the 4,500-yard career yardage milestone, ending the contest with 4,508.

► **at Minnesota (11/21):** Had seven receptions for 152 yards and a career-high three TDs...Was named NFC Offensive Player of the Week...Joined WRs Antonio Freeman and Javon Walker as the only players in club history to have at least seven catches, 150 receiving yards and three TDs in the same contest...Marked the fifth-straight game catching six or more passes, the longest streak of his career and the loongest by a Packers player since WR Sterling Sharpe posted at least six in 12-straight contests in 1993...TD grabs were of 11, 46 and 22 yards...Became the first Packer to post three TD receptions in a game since Walker at Indianapolis, 9/26/04...Was the second-highest yardage output of his career, trailing only the 167 yards he posted at Detroit, 9/14/08...Made a juggling catch and run for a 47-yard gain in the second quarter. On third-and-9 from the Green Bay 23, hauled in a long pass on the sideline over CB Chris Cook, then cut across the middle of the field for 10 yards more. The play set up a 42-yard FG by Crosby...Had an 11-yard scoring grab for the Packers' first TD with 5:14 remaining in the second quarter, with Rodgers scrambling to his left before throwing the strike to the left part of the end zone. TD was set up by a 39-yard reception by Jones two plays before...Capped the opening drive of the second half with a 46-yard TD catch-and-run, twisting around CB Asher Allen's coverage on a comeback route and then accelerating past S Madiou Williams untouched before jogging the last 10 yards to the end zone...Hauled in his third TD on a 22-yard route down the left sideline with 9:42 remaining in the contest.

► **at Atlanta (11/28):** Led the team with 119 yards on five catches (23.8 avg.)...Posted his second straight 100-yard performance, his first back-to-back 100-yard days since reaching the milestone 12/20-12/27 last season...Initial big play came in the opening quarter, catching a strike on the sideline and cutting around CB Dominique Franks to pick up 30 yards. Catch sparked a nine-play, 81-yard drive, capped by a 22-yard FG by Crosby to tie the game at 3...Had a 34-yard gain off a flea-flicker, with Jackson pitching the ball back to Rodgers. Fumbled after tackle, but it was recovered by FB Korey Hall. Reception set up Packers' first TD...Hauled in a 15-yarder on final, 90-yard TD drive that evened the score at 17 after a scoring grab by Nelson with 56 seconds remaining.

► **vs. San Francisco (12/5):** Continued his stellar play, hauling in a team-high six passes for 122 yards (20.3 avg.) and a pair of TDs...Marked his third straight 100-yard game, only the second time in his career he has reached the milestone in three consecutive contests (Weeks 2-4, 2008)...Had multiple TD catches for the fifth time in his career, and the second time in the last three games (3, at Minnesota, Nov. 21)...Had two catches of over 45 yards, including a 57-yard TD grab in the second quarter that put the Packers ahead 7-0...The 57-yard TD, with 7:02 remaining in the second quarter, came after a defensive offsides penalty, with Jennings taking off on a streak on essentially a free play. Jennings caught a deep pass over CB Shawntae Spencer and glided into the end zone for his 10th TD of 2010. Scoring grab was also the 300th reception of his career...Set up his second TD with a 48-yard catch, shaking past a defender for a long gain to the San Francisco 3 after a play-action fake by Rodgers. Capped the five-play, 56-yard drive with a 1-yard TD catch three plays later.

► **at Detroit (12/12):** Started at WR, the 65th start of his career, and had four catches for 52 yards...Had an uncharacteristic drop in the first quarter on a long pass, the ball going through his arms and popping into the hands

of S Amari Spievey...Hauled in a 32-yard completion from QB Matt Flynn in the third quarter on what was a promising drive, but it ended with an INT in the end zone...Posted his sixth straight game with a reception of 30 yards or more.

### **Streaks & Milestones**

- In 2009, became the fifth player in team history to post back-to-back 1,000-yard receiving seasons, joining WRs James Lofton, Sterling Sharpe, Antonio Freeman, and Donald Driver.

- In the opener at Philadelphia, Sept. 12, surpassed the 4,000-yard milestone on a 32-yard TD grab in the third quarter. He currently has 4,901 yards on 303 receptions (16.2 avg.). Ranks 10th in team record books in yardage, and is tied with Billy Howton for 12th in club history in receptions. Robert Brooks is 11th with 306.

- Of his 39 career TD catches, 16 have been at least 40 yards in length.

### **45 Quinn Johnson, FB, 2nd Year, Louisiana State**

Physical blocker who has started the first three games of his career in 2010 (Weeks 2-3, 11)...At 263 pounds, brings strength as a blocker, particularly in short-yardage and goal-line situations...Has added five special teams stops (four solo) in 2010...Played in nine games as a rookie in 2009, seeing time at FB and on special teams.

► **at Philadelphia (9/12):** Inactive.

► **vs. Buffalo (9/19):** Started the first game of his NFL career, and appeared in the 10th...Had a career-long catch for 11 yards, moving the chains for a first down on the opening drive.

► **at Chicago (9/27):** Started at FB for the second straight game...Blocked for rushing attack that averaged 4.2 yards per attempt, and the Packers didn't allow a sack.

► **vs. Detroit (10/3):** Inactive (glute).

► **at Washington (10/10):** Inactive (glute).

► **vs. Miami (10/17):** Returned to the lineup and played on special teams and offense...Had a solid day on special teams, including partially blocking a second-quarter punt, leading to a 29-yarder by P Brandon Fields. Also had one tackle.

► **Minnesota (10/24):** Inactive.

► **at New York Jets (10/31):** Inactive.

► **vs. Dallas (11/7):** Played on offense and special teams...Saw extended action in the second half as a lead blocker, opening holes on a methodical, third-quarter drive that led to a Mason Crosby FG early in the fourth quarter that gave the Packers a 38-7 lead.

► **at Minnesota (11/21):** Started at FB with Korey Hall sidelined (back) and played on special teams...Had a tackle on kickoff coverage, dropping WR Percy Harvin at the Minnesota 22 after a 20-yard return.

► **at Atlanta (11/28):** Played on special teams and offense.

► **vs. San Francisco (12/5):** Played on special teams and offense...Helped clear a lane for RB John Kuhn with lead block on 1-yard scoring plunge that put the Packers ahead, 14-6. TD capped a six play, 50-yard march...Had two stops on special teams (one solo).

► **at Detroit (12/12):** Played on offense and special teams...Logged one tackle on kickoff coverage, dropping KR Stefan Logan at the Detroit 16 on the opening kickoff...Also tackled Amari Spievey following a 38-yard return after the S intercepted QB Aaron Rodgers in the first quarter.

### **59 Brad Jones, LB, 2nd Year, Colorado**

Suffered a shoulder injury vs. Minnesota, Oct. 24, and placed on injured reserve, Oct. 27...The 2009 seventh-round draft pick has been a valuable addition to the defense during his career, both as a starter and as a top reserve...Has started 12 of 20 career games, including five contests this season at ROLB...Inactive in Week 3 with a knee injury...In seven contests, posted 37 tackles (20 solo), while having been inactive for one game and playing only 16 plays on defense against Detroit after returning to action following a knee injury...Played LOLB last season but had exchanged sides with Clay Matthews...Started seven games as a rookie, posting 31 stops, four sacks and 11 QB hits...Held out of the last three preseason games because of a sprained right shoulder, and played the first few regular-season contests with a brace.

► **at Philadelphia (9/12):** Started at ROLB, playing with a harness on his right

shoulder...Still was on the field for 57 plays and notched five tackles (four solo)...Also had a QB hit and a pressure.

►**vs. Buffalo (9/19):** Started, and continued to play with a braced shoulder...Tied for second on the team with nine stops (four solo)...Injured his knee in the first half, but did return...Part of a defensive effort that held the Bills to 186 total yards.

►**at Chicago (9/27):** Inactive (knee).

►**vs. Detroit (10/3):** Played sparingly on defense after returning from injury, and recorded one tackle.

►**at Washington (10/10):** Started at ROLB and had six stops (three solo), four QB hits and a pressure...Stuffed RB Ryan Torain for no gain in the third quarter, and part of a defense that held the Redskins to 51 rushing yards on 21 carries.

►**vs. Miami (10/17):** Started and played more than any other OLB with Matthews inactive and Brady Poppinga sidelined in the first half with a knee injury...Finished with six tackles (three solo), including two for a loss...Drilled RB Ronnie Brown 5 yards behind the line of scrimmage on third-and-2 to force a punt on the first play of the second quarter...Caught WR Brian Hartline from behind for a 3-yard loss at the Green Bay 27, helping a drive stall and forcing a FG on the opening drive on the third quarter...Added a tackle on special teams.

►**vs. Minnesota (10/24):** Started at ROLB and had a career-high 10 tackles (six solo), a QB hit and a pressure...Put a big hit on Brett Favre from behind in the third quarter just as the QB threw, with the heavy pressure helping force an INT by LB A.J. Hawk. The INT, on third-and-4 at midfield, set up a 14-yard TD pass from QB Aaron Rodgers to WR Greg Jennings five plays later, giving Green Bay the go-ahead score at 21-17...The 20th game of his NFL career.

**TRANSACTION:** Placed on injured reserve, Oct. 27 (shoulder).

## 89 James Jones, WR, 4th Year, San Jose State

Big target is an integral part of the offensive attack and has emerged as one of the club's top playmakers...Tied for second on the team with 40 catches, and ranks second on the club with 540 yards...Has three TD receptions...Average of 13.5 yards per reception ranks third on the club...Has six catches of 25 yards or more, and 28 of his grabs have gone for a first down...In career has five 100-yard performances, including 107 vs. Minnesota, Oct. 24, and 123 yards vs. Dallas, Nov. 7...Also has recorded two TD receptions of 70+ yards in his career: a 74-yard scoring grab last season at Tampa Bay and a 79-yard TD at Denver as a rookie...On pace to reach a career high in catches (set as a rookie in 2007, 47)...Played in all 16 games in 2009 and had 32 catches for 440 yards, with a career-best five TD grabs.

►**at Philadelphia (9/12):** Had two catches for 10 yards, both in first half.

►**vs. Buffalo (9/19):** Hauled in three passes for 32 yards, including a 30-yard TD that was his longest scoring grab since his 74-yarder at Tampa Bay, 11/8/09...Ran beneath a high lofted pass on the right sideline for the TD, the ninth of his career.

►**at Chicago (9/27):** Had five catches for 55 yards...18-yard grab on the opening drive was his longest of the game and set up the Packers' first TD, a 7-yard scoring grab by WR Greg Jennings on the following play for a 7-0 lead...The 10th game of his 45 played with 50 or more yards receiving, including a trio of 100-yard performances...A 14-yard catch for a first down in the final quarter advanced a drive that led to QB Aaron Rodgers' TD run...Picked up 12 yards on a sideline grab with just over two minutes remaining, but fumbled at the Green Bay 46.

►**vs. Detroit (10/3):** Posted one catch for 15 yards.

►**at Washington (10/10):** Hauled in four catches for a team-leading 65 yards...Had a 35-yard catch down the left sideline over S LaRon Landry in the first quarter, his second catch of 30 yards or more in 2010

►**vs. Miami (10/17):** Did not have a reception.

►**vs. Minnesota (10/24):** Bounced back with a big performance, catching four passes for a team-high 107 yards (26.8 avg.)...Had the key play on the Packers' first TD drive, hauling in a short pass and going 45 yards before being pushed out of bounds at the Minnesota 1. RB Brandon Jackson would score on a short burst on the next play to give the Packers a 7-0 lead...Had a 32-yard reception on Green Bay's next play from scrimmage,

opening a five-play, 79-yard drive that would push the Packers ahead, 14-7...Contributed again on a TD drive in the third quarter with a 17-yard catch across the middle for a first down to the Minnesota 17, on a march set up by LB A.J. Hawk's INT. Two plays later, Jennings would haul in a 14-yard TD to put the Packers ahead, 21-17.

►**at New York Jets (10/31):** Did not have a reception.

►**vs. Dallas (11/7):** Caught fire again on a nationally televised game just as two weeks before vs. the Vikings, hauling in a career-best eight receptions for 123 yards and a TD, a 10-yard score for a commanding 35-7 lead...Recorded his second 100-yard performance in three weeks and fifth of his career...Set up the Packers' second TD, a 2-yard run by Jackson, on consecutive receptions for 22 and 31 yards in the second quarter...The 31-yarder was a fade route over CB Terence Newman, who was called for illegal contact on the play...Had a 14-yard grab on the drive he capped with the TD catch.

►**at Minnesota (11/21):** Had three catches for 51 yards (17.0 avg.) and a TD...Hauled in a 39-yard pass in the second quarter, the key play on an eight-play, 80-yard drive that put the Packers ahead, 10-3. The catch, caught in stride down the right sideline, moved Green Bay from midfield to the Minnesota 11. Two plays later Rodgers found Jennings on an 11-yard TD pass...Put Packers ahead, 17-3, with five seconds remaining in the first half on a 3-yard fade route for a TD. Hauled the pass in with only his right hand and got both feet in bounds inside the right corner of the end zone.

►**at Atlanta (11/28):** Had five catches for 44 yards, joining Jones and Nelson with five grabs each...After having four catches for 26 yards in the first half, made biggest play in the fourth quarter, catching a shovel pass on fourth-and-1 from the Atlanta 21 and taking it 18 yards for a first down...Four plays later, Rodgers found WR Jordy Nelson for a 10-yard TD that tied the game at 17 with 56 seconds remaining.

►**vs. San Francisco (12/5):** Had two catches for 8 yards.

►**at Detroit (12/12):** Started in three-WR set and posted three receptions for 30 yards, including an 7-yard grab in the third quarter on the Packers' lone scoring drive...Had an 18-yard catch in the fourth quarter.

## 30 John Kuhn, RB, 5th Year, Shippensburg

Versatile veteran who plays both FB and RB, and has seen more action at RB with Ryan Grant out for the season since Week 1 with an ankle injury...Has emerged as one of the Packers' primary threats out of the backfield, particularly in short-yardage situations...Ranks second on the team in carries with 68 and third on the club in yardage with 238 (3.5 avg.), including a long of 18 – all career highs...Tied for third in the NFC and ninth in the NFL in third-and-1 conversions (5-of-6, 83.3 percent)...Has a pair of rushing TDs...Has added nine catches for 56 yards...Has played in every contest in 2010, with one start.

►**at Philadelphia (9/12):** Had a pair of rushes for 15 yards (7.5 avg.), including a 12-yard burst while running over a pair of Eagles defenders and scored on an easy 3-yard run two plays later...First rushing TD since a 1-yard plunge at St. Louis, (9/27/09).

►**vs. Buffalo (9/19):** Led team with 36 yards on nine carries...Had a 12-yard run in the fourth quarter.

►**at Chicago (9/27):** Started at RB for the first time in his career, and rushed for 31 yards on six carries and caught two passes for 20 yards...Had both receptions for 20 yards and two rushes for 8 yards on the Packers' march for a field goal in the second quarter...Had a career-long 18-yard burst in the fourth quarter, setting up a TD run by QB Aaron Rodgers. His previous long with the Packers was 12, reached in each of the first two contests this season. Had a 16-yard rush on his first career carry in 2006 with the Steelers.

►**vs. Detroit (10/3):** Rushed for 39 yards on nine carries (4.3 avg.)...Showed strong inside running on the final possession of the contest, as the Packers ran the final 6:32 off the clock. Ran for 34 yards on seven carries during the march, picking up three first downs in the process.

►**at Washington (10/10):** Recorded three rushes for 12 yards and had a pair of receptions for 5 yards...In the first quarter, slammed into the line for 5 yards and a first down, and on the next play caught a shovel pass for a 4-yard gain to move the ball to the Redskins 1. Two downs later the Packers would score their lone TD of the game.

►vs. **Miami (10/17)**: Finished with five carries for 9 yards, with a long of 5 and had a reception that was stopped for no gain...Long rush came in the first quarter, when he had a 5-yard run on the club's second possession... The designated short-yardage back was stacked up for no gain twice at the Miami 1 late in the contest, leading to Rodgers' sneak that tied the score at 20 and sent the game into OT.

►vs. **Minnesota (10/24)**: Played both RB and FB...Had 12 yards on seven carries, working primarily in short-yardage situations...Plowed for a first down late in the third quarter, converting a third-and-3...Converted a fourth-and-1 on the first play of the final quarter, keeping a drive alive that would eventually stall at the Minnesota 34 with 12:14 remaining...Went 1-for-2 on fourth-and-1 conversions.

►at **New York Jets (10/31)**: Had eight carries for 21 yards, with a long of 6... Rumbled for a first down on a 4-yard carry in the third quarter.

►vs. **Dallas (11/7)**: Turned in his biggest day in several weeks, leading the team with a career-high 50 yards on 13 carries, with a long of 17... Pounded out yardage throughout the contest, but particularly effective in the first half, when he had 33 yards on seven attempts...Added two catches for 12 yards, with a long of 8.

►at **Minnesota (11/21)**: Played on offense and special teams, the 65th game of his NFL career...Played more FB than in recent weeks with Corey Hall inactive (back)...Had an 8-yard kickoff return on a short kick.

►at **Atlanta (11/28)**: Had a 9-yard reception in the fourth quarter.

►vs. **San Francisco (12/5)**: Had six carries for 13 yards, including crashing into the end zone for a 1-yard TD in the second quarter to put the Packers ahead, 14-6. Scoring run capped a five play, 50-yard march late in the half...Also had one catch for 4 yards.

►at **Detroit (12/12)**: Had a catch for 6 yards and a tackle on punt coverage.

## 70 T.J. Lang, T/G, 2nd Year, Eastern Michigan

Young offensive lineman is a reserve at both G and T positions...Also has appeared on defense this season as an extra lineman...Saw action in all 16 games as a rookie in 2009, making three starts between the two tackle positions...Participated in training camp after undergoing wrist surgery in April and missing most of the offseason program.

►at **Philadelphia (9/12) – vs. Detroit (10/3)**: Inactive.

►at **Washington (10/10)**: Played on special teams.

►vs. **Miami (10/17)**: Played on special teams and also saw action on defense in short-yardage situations.

►vs. **Minnesota (10/24)**: Played on special teams and again on defense on a front depleted by injuries...Participated in four plays on defense, and was credited with one assisted tackle.

►at **New York Jets (10/31)**: With little depth on the defensive line, again called upon to lend a hand in short-yardage situations, as the Jets rushed for their second-lowest output of 2010...Also played on special teams.

►vs. **Dallas (11/7)**: Saw extended playing time on offense as the Packers had pulled out to a 45-7 lead, playing the last eight minutes at LT in relief of Chad Clifton.

►at **Minnesota (11/21)**: Played on special teams and on offense at LT in the fourth quarter.

►at **Atlanta (11/28)**: Played on special teams and on offense in goal-line.

►vs. **San Francisco (12/5)**: Played on special teams.

►at **Detroit (12/12)**: Took over at LG after halftime, replacing Jason Spitz, who had stepped in following an injury to starter Daryn Colledge.

## 86 Donald Lee, TE, 8th Year, Mississippi State

Veteran the most experienced member of a three-man rotation at tight end that includes rookie Andrew Quarless and first-year pro Tom Crabtree... Suffered a chest sprain at Washington, Oct. 17, and while initially expected to miss at least a couple of games, returned the following week vs. Miami in a limited role and hasn't missed any time since...This season has seen an increased role on special teams...In 2010, has three tackles on special teams and eight catches for 68 yards and a TD, though was on the inactive list vs. Atlanta...Played in all 16 games with 10 starts in 2009, ranking fourth on the team with 37 receptions for 260 yards and a TD.

►at **Philadelphia (9/12)**: Served as a reserve at TE and on special teams.

►**Buffalo (9/19)**: Played as a reserve on offense and on special teams...Had

one catch that lost a yard and a pair of tackles on coverage units.

►at **Chicago (9/27)**: Played on special teams and saw extended action on offense when starter Jermichael Finley was sidelined with muscle cramps...Played in his 80th game with the Packers.

►vs. **Detroit (10/3)**: Made a key 15-yard grab on the final drive, moving the chains at the two-minute warning...Also played on special teams, recording one tackle on the punt coverage unit.

►at **Washington (10/10)**: Started as the club opened in the two-TE formation and had two grabs for 22 yards, including a 5-yard TD in the first quarter to give the Packers a 7-0 lead. TD grab was his last play of the game...TD was the 15th since joining the Packers in 2005 and 16th of his eight-year career...Also had a 17-yard catch on the game's second play, but fumbled and it was recovered by S Kareem Moore. He was hit while making the reception, suffering the injury that would force him from the game after making the TD grab to cap the following drive.

►vs. **Miami (10/17)**: Played but was extremely limited as an emergency TE... Also blocked on special teams for FGs and PATs.

►vs. **Minnesota (10/24)**: Started the 60th game of his NFL career and 45th contest with the Packers...Had two catches for 27 yards, including a 16-yard grab on the Packers' second play from scrimmage, leaping into the arms of two defenders after the catch for a first down.

►at **New York Jets (10/31)**: Started and had one catch for 5 yards...Also played on special teams.

►vs. **Dallas (11/7)**: Started at TE and contributed on special teams.

►at **Minnesota (11/21)**: Had one catch for no gain.

►at **Atlanta (11/28)**: Inactive.

►vs. **San Francisco (12/5)**: Played on offense and special teams.

►at **Detroit (12/12)**: Played on special teams and offense.

## 22 Pat Lee, CB, 3rd Year, Auburn

Young defender provides depth in the secondary and is a contributor on special teams...Has also seen time at kick returner, and for the season has returned 11 kickoffs with a 19.8 avg., with a long of 30, though CB Sam Shields has taken over those duties in recent weeks...Suffered an ankle injury at New York, Oct. 31 and re-injured it at Atlanta, Nov. 28...Has posted seven special teams tackles in 2010...Returned to regular-season action this year after a lengthy rehabilitation, spending 2009 on injured reserve from a knee injury he suffered in the preseason finale, and first enduring a knee injury Nov. 24, 2008.

►at **Philadelphia (9/12)**: Saw action on special teams, and as an outside 'gunner' helped contain standout WR DeSean Jackson, holding him to 14 yards on two punt returns.

►**Buffalo (9/19)**: Played on special teams.

►at **Chicago (9/27)**: Inactive.

►vs. **Detroit (10/3)**: Played on special teams.

►at **Washington (10/10)**: With several members of the secondary injured, saw extensive action on defense, recording three tackles while participating in 57 plays...Returned a pair of kickoffs for 33 yards (16.5 avg.), with a long of 26. Took the opening kickoff 7 yards, but did not handle the return duties again until the opening kickoff of OT...Also had a special teams stop on kickoff coverage.

►vs. **Miami (10/17)**: Served as the primary kickoff returner, taking back four kicks for 81 yards (20.3)...Had a 28-yard return in the fourth quarter to the Green Bay 31, a starting point that led to the 12-play, 69-yard drive for a TD in 5:07 that was capped by QB Aaron Rodgers' 1-yard sneak with 13 seconds remaining...Also had three special teams stops.

►**Minnesota (10/24)**: Took sole possession of kickoff return duties, with five for 104 yards (20.8 avg.)...Had a 30-yard return in the second quarter, a career long...Added one tackle on kick coverage.

►at **New York Jets (10/31)**: Suffered an ankle injury in the first half, X-rays were negative but did not return...Had one tackle on special teams.

►vs. **Dallas (11/7)**: Inactive (ankle).

►at **Minnesota (11/21)**: Had one tackle on special teams...Suffered a leg injury in the second half but returned to action.

►at **Atlanta (11/28)**: Played on special teams before suffering an ankle injury on a punt return in the first quarter and did not return.

►vs. **San Francisco (12/5)**: Inactive (ankle).



►at Detroit (12/12): Inactive (ankle).

## 29 Derrick Martin, S, 5th Year, Wyoming

Suffered a knee injury at Washington, Oct. 10, and was placed on injured reserve, Oct. 13...A top special teams performer prior to the injury who also provided depth at FS behind two-time Pro Bowl pick Nick Collins... Through the first five games, ranked among the leaders on special teams with six tackles on the coverage units and had an INT with a 15-yard return...Acquired by the Packers via trade with Baltimore in exchange for OL Tony Moll on the eve of the 2009 season...Appeared in 14 games with one start in 2009 and posted a career-high 21 special teams tackles, the second-highest total on the team.

►at Philadelphia (9/12): Played primarily on special teams, posting one stop. Praised by special teams coaches for his blocking on the kickoff return teams, which helped spring WR Jordy Nelson for a huge day.

►Buffalo (9/19): Had one tackle on special teams.

►at Chicago (9/27): Entered the game while FS Nick Collins nursed a knee injury and had an INT in the end zone in the first quarter to end a Chicago scoring opportunity...Returned it from 5 yards deep to the Green Bay 10. INT was the third of his career and first with the Packers...Added two tackles on special teams.

►vs. Detroit (10/3): Saw extensive action on defense after the injury to Morgan Burnett and had two tackles (one solo)...Took over with the No. 1 defense when Burnett departed...Also had a team-high two stops on special teams.

►at Washington (10/10): Played on special teams, and credited with a pair of key blocks on the punt return units...Suffered a sprained knee late in the contest.

TRANSACTION: Placed on injured reserve, Oct. 13 (knee).

## 8 Tim Masthay, P, 1st Year, Kentucky

After an outstanding game at the N.Y. Jets, where Coach Mike McCarthy credited the first-year pro with the best punting day he had witnessed, first-year pro has followed that contest with solid performances...Named NFC Special Teams Player of the Week for his efforts at the Jets, Oct. 31... In 2010, is averaging 44.3 yards on 54 punts, with a net of 37.6 and a long of 62...Has dropped 18 punts inside the 20, including 13 in the last six contests...Is climbing the NFC punting charts after a slow start, currently ranking seventh in the NFC in net average and ninth in average...Originally signed with the Indianapolis Colts as a non-drafted free agent but was released Aug. 11, 2009, before appearing in any preseason games...Sat out entire 2009 season but signed with Green Bay on Jan. 14, 2010, and won a fierce training camp duel to win the punting duties.

►at Philadelphia (9/12): Had four punts for an average 41.5 and a net of 38.0, with a long of 48...Efforts helped contain DeSean Jackson, who had a mere 14 yards on a pair of returns.

►vs. Buffalo (9/19): Averaged 40.3 yards on three punts, with a net of 33.7 and a long of 45.

►at Chicago (9/27): Had three punts for an average 50.0, but day spoiled by 62-yard punt return for a TD by WR Devin Hester that contributed heavily to 19.0 net average...TD return came on a 57-yard punt...Made a tackle on a 28-yard return by Hester in the second quarter after a 35-yard punt.

►vs. Detroit (10/3): Averaged 41.0 yards on three punts, with a long of 52... Recorded net average of 36.0...Dropped one punt inside the 20, a fair catch in the second quarter to the Detroit 11.

►at Washington (10/10): Averaged 47.3 yards on six punts, with a net of 36.2...Dropped one punt inside the 20 and had a long of 57.

►vs. Miami (10/17): Finished with five punts for a 38.0 avg., dropping two inside the 20...Had a long of 42 that trickled out of bounds at the Miami 9 in the second quarter...Also pinned the Dolphins deep in their territory with a 31-yard punt to the Miami 12 on their next possession.

►vs. Minnesota (10/24): Punted twice for a 45.0 average, putting one inside the 20...Had a long of 51 and a net of 38.5.

►at New York Jets (10/31): Averaged 44.0 yards on a career-high eight punts, with a net of 41.5...Work was a huge factor in the victory. Dropped five punts inside the 20 on a blustery afternoon in the low-scoring contest while repeatedly kicking out of his own territory. The total is the most for a

Green Bay punter since David Beverly also had five vs. Chicago, 10/28/78... In the first quarter tilted the field in the Packers' favor with net punts of 55, 48 and 51 yards...Punts a key factor in holding New York S Jim Leonhard, who entered the game with a 12.3 avg., to one return for no gain and a pair of fair catches...The last time the Packers allowed zero punt return yardage on eight punts was vs. Tampa Bay, 11/16/03...Also pinned Jets at the 5 in third quarter and hit a key, 41-yarder that bounced out of bounds at the New York 23 with less than 4 minutes remaining in contest...Presented with game ball by coaching staff...Earned NFC Special Teams Player of the Week.

►vs. Dallas (11/7): Had two punts for an average 49.5 yards, with a career-high net of 47.5...Dropped both inside the 20.

►at Minnesota (11/21): Averaged 39.2 yards on five punts, including dropping two inside the 20...Forced the Vikings into three fair catches and one return for 5 yards.

►at Atlanta (11/28): Punted twice with a 44.0 avg., including a long of 53.

►vs. San Francisco (12/5): In blustery conditions, had three punts with a 43.3 avg., including a long of 51 and dropping one inside the 20.

►at Detroit (12/12): Had a fine performance that was graded highly by the special teams staff, dropping three punts inside the 20, averaging a season-best 50.5 yards on eight punts, and posting a net average of 43.4... Forced two fair catches in a low-scoring game that was a battle of field position...In the second quarter, the Lions were forced to start drives at their own 22, 17, 8 and 18, all following punts.

## 52 Clay Matthews, LB, 2nd Year, Southern California

Has emerged as one of the NFL's most feared pass rushers in his second season...Moved to LOLB after playing on the opposite side as a rookie, but is a threat to rush from either side during games...Leads the NFC and ranks second in the NFL in sacks with 12.5 after 13 games, despite being placed on the inactive list vs. Miami with an injured hamstring, originally suffered in the third quarter at Washington, Oct. 10...Is the first Packers player to post double-digit sack totals in his first two seasons since the stat began being kept in 1982...Has also posted 69 tackles (45 solo), three passes defended, an INT with a TD return and a forced fumble...Returned an INT 62 yards for a TD vs. Dallas, Nov. 7, his first NFL INT...Honored as NFC Defensive Player of the Month for September...Despite missing the majority of the preseason and training camp, opened 2010 with a career-high three sacks at Philadelphia and equaled the feat the following week vs. Buffalo...Earned NFC Defensive Player of the Week for his efforts vs. the Bills, Sept. 19, and vs. the Cowboys, Nov. 7...With six in the first two contests, set a team record for most sacks over the first two games of the season...Selected to the mid-season All-Pro teams of *Sports Illustrated* (Peter King), *The Dallas Morning News*, and *Pro Football Weekly*...In 2009, became the first Packers rookie to be named to the Pro Bowl since WR James Lofton earned the honor in 1978 after leading the club with 10 sacks – the most by a rookie in franchise history – while starting 13 of 16 games.

►at Philadelphia (9/12): Led the team with a career-high three sacks and nine tackles (eight solo) and added four QB hits, a forced fumble and a pass defense in his first game at LOLB...Dropped Eagles QB Kevin Kolb for an 8-yard loss on Philadelphia's third play from scrimmage, ending the drive...Caused a fumble by Kolb at the line of scrimmage that rolled out of bounds in the second quarter, a tackle that knocked the QB out of the game and was credited as a sack...On the Eagles' final drive, during the last three plays sacked QB Michael Vick for a 3-yard loss and then caught the elusive QB by the legs as part of a swarm by the Packers defense on 4th-and-1 at the Green Bay 42, ending a potential scoring threat...Awarded a game ball by the coaching staff for his efforts...Contest was his first game action since sustaining an injury to his left hamstring in the Family Night Scrimmage (Aug. 7).

►vs. Buffalo (9/19): Had another stellar performance with three sacks, nine tackles, a tackle for a loss and a QB hit and was named NFC Defensive Player of the Week...Became the first Packers player to post three sacks in back-to-back games since it became an official league statistic in 1982... According to the Elias Sports Bureau, became the first NFL defender to post consecutive three-sack performances since Seattle's Patrick Kerney in 2007 (Nov. 18-25)...Awarded a game ball for second-straight week by

coaching staff...Dropped QB Trent Edwards for a 13-yard loss on third down of the Bills' opening possession...Added two more sacks in the second half, the trio totaling 33 yards in losses, the most by a Packer since DE Reggie White's 35 on two sacks vs. Minnesota on Oct. 22, 1995...Part of a withering pass rush that helped limit Buffalo to 62 net yards passing...At the 18-game point in his career, posted two or more sacks five times with the Packers, breaking DE Reggie White's former record of four.

►**at Chicago (9/27):** Set the tone for a defense that would only allow 77 yards rushing in the contest on the game's first play, dropping RB Chester Taylor for no gain...Kept off the sack charts while constantly fighting through multiple blockers, but still credited with five QB hits and a pressure, and also had five tackles (three solo).

►**vs. Detroit (10/3):** Had four tackles (two solo), a pair of tackles for a loss, a sack and a QB hit...Dumped QB Shaun Hill for a 4-yard loss in the second quarter, his seventh sack of 2010...Switched sides periodically during the game, also lining up at LOLB...Drilled WR Bryant Johnson in the fourth quarter after a screen pass, resulting in a 3-yard loss.

►**at Washington (10/10):** Started and had six tackles (five solo), 1.5 sacks, two tackles for a loss, six QB hits and a pass defended despite injuring his hamstring late in the third quarter and not returning...Tackled QB Donovan McNabb for a 22-yard loss after a high shotgun snap on the game's third play to move the Redskins out of FG territory. The stop thwarted a Washington scoring opportunity after a turnover at the Green Bay 21 on the Packers' opening possession...Split a 7-yard sack with NT B.J. Raji in the second quarter...Dumped McNabb for a 2-yard loss at the Washington 18 on the Redskins' next possession, steaming around rookie LT Trent Williams...On the following possession minutes later, another sack was nullified by a penalty downfield.

►**vs. Miami (10/17):** Inactive (hamstring)...Tested the strain during pregame warmups but was not able to play.

►**vs. Minnesota (10/24):** Returned to action after missing the previous game with the hamstring injury and participated in every defensive play, notching six tackles (one solo), two QB hits and a pressure...Most important play may have been drawing a penalty when he was bringing heavy pressure on QB Brett Favre on the Vikings' final drive while the Packers clung to a 28-24 lead. Raced past RT Phil Loadholt around the corner, causing the blocker to grab his facemask and drag him down to the turf. It drew a 15-yard personal foul with 57 seconds remaining, and moved Minnesota back to the Green Bay 35.

►**at New York Jets (10/31):** Participated in 72 plays and had five tackles (four solo), a tackle for a loss, a sack, three QB hits and two pressures...Biggest play came late in the fourth quarter, chasing down QB Mark Sanchez for a six-yard loss after spinning around 327-pound RT Damien Woody. On fourth down, pressured the passer again to help force an errant throw. A pass breakup by S Charlie Peprah on second down, the sack on third down and tight coverage along with a hurried throw on fourth down helped seal the game with Green Bay taking over at the New York 23 with 2:30 remaining and the Packers holding a 6-0 advantage.

►**vs. Dallas (11/7):** Had another huge performance, this time with his father, Clay Jr., a 19-year NFL veteran, in Green Bay to watch the contest...Recorded five tackles (three solo), two for a loss, a sack, three QB hits, an INT with a 62-yard return for a TD and a pass deflection...Named NFC Defensive Player of the Week...Dropped QB Jon Kitna for an 8-yard loss early in the second quarter, and deflected his pass on the next play...Impact not limited to pass rush, as he blitzed on a third-and-1 with 7:22 remaining in the second quarter, nailing RB Marion Barber for a loss immediately after the handoff...With 11:07 left in the game, intercepted a pass by Kitna after it was tipped by LB A.J. Hawk, and bolted 62 yards for a TD. Said after game it was his first INT since his junior year of high school.

►**at Minnesota (11/21):** Had another stellar all-around performance, recording five stops, two tackles for a loss, a sack, two QB hits and a pressure while participating in 60 plays...Tied for the team lead in QB hits, and posted the club's lone sack. Was the first defender to touch Favre after he slid for a 1-yard loss, as the QB ducked to the turf after he was unable to find anyone open. It was the lowest-effort sack of the season for the NFL's sack leader up to this point...Drilled RB Adrian Peterson for a 4-yard loss late in the second quarter.

►**at Atlanta (11/28):** Had five tackles (two solo)...Participated in 57 plays.

►**vs. San Francisco (12/5):** Led the team with seven tackles (five solo) and added two QB hits and a pressure...Early in the second quarter, stopped RB Anthony Dixon for no gain at the Green Bay 2 on first down. On the next play, DE Cullen Jenkins sacked QB Troy Smith, and on third down the QB was pressured into a run and dragged down by LB Frank Zombo, forcing a FG.

►**at Detroit (12/12):** Recorded five tackles (two solo), one tackle for a loss, a sack and a QB hit while participating in every play...Dumped QB Drew Stanton for a 19-yard loss in the second quarter. The QB, backed up to the Green Bay 38 on the next play, tried a deep pass and was intercepted by S Charlie Peprah.

## **67 Nick McDonald, G, Rookie, Grand Valley State**

One of three non-drafted college free agents, joining CB Sam Shields and OLB Frank Zombo, to make the Packers' final, 53-man roster...Reserve lineman has been inactive for each of the first 13 contests...A tough, versatile player who also showed the ability to also play center during training camp...Played in 44 games with 29 starts during his college career, and was named the Great Lakes Intercollegiate Athletic Conference's Offensive Lineman of the Year in 2009.

►**at Philadelphia (9/12) – at Detroit (12/12):** Inactive.

## **23 Dimitri Nance, RB, Rookie, Arizona State**

Joined Packers Sept. 14 after RB Ryan Grant was placed on injured reserve with an injured ankle and has appeared in nine games...Rookie signed off Atlanta Falcons practice squad...Has played primarily on special teams, though has seen action on offense in recent weeks and has 21 carries for 52 yards, as well as one catch for 14 yards...Originally joined the Falcons as a non-drafted free agent out of Arizona State...An honorable mention All-Pac-10 selection as a senior when he rushed for 795 yards and six TDs, the second straight season he led the Sun Devils in rushing.

►**vs. Buffalo (9/19):** After a quick week of practice, had two rushes for 6 yards, including a long of 4.

►**at Chicago (9/27):** Inactive.

►**vs. Detroit (10/3):** On active roster, had one tackle on kickoff coverage.

►**at Washington (10/10):** Played on special teams.

►**vs. Miami (10/17):** Played on special teams.

►**vs. Minnesota (10/24):** Saw his most extensive action on offense, though he did not have a carry.

►**at New York Jets (10/31):** Inactive (ankle).

►**vs. Dallas (11/7):** Played on special teams and saw his most extensive action of the season on offense during the fourth quarter, with four carries for 5 yards.

►**at Minnesota (11/21):** In his first extended playing time of 2010, led the club with 12 carries for 37 yards...Bulled ahead for 2 yards in the opening quarter for a first down after breaking a tackle, and had a career-long 11-yard rush in the third quarter.

►**at Atlanta (11/28):** Was expected to play a bigger role on offense against his former team, but suffered a concussion in the first half and did not return...Had one carry for no gain.

►**vs. San Francisco (12/5):** Inactive.

►**at Detroit (12/12):** Returned to the active roster and had a pair of carries for four yards and his first catch of the season for 14 yards...Hauled in the reception on the final drive, moving the chains for a first down.

## **96 Mike Neal, DE, Rookie, Purdue**

Powerful rookie defensive lineman had seen significant playing time when healthy, but suffered a shoulder injury at Washington, Oct. 10, and was placed on injured reserve, Oct. 26...Sideline for the first three weeks with an abdominal strain, and was inactive vs. Miami and Minnesota with the shoulder injury...In his lone two games, recorded five tackles, a sack, a forced fumble, a QB hit and a pressure...Chosen with the 56th overall pick in the second round and was typically the top reserve at both end spots...Also an inside rusher in the nickel defense.

►**at Philadelphia (9/12):** Inactive with a strained abdomen.

►**vs. Buffalo (9/19):** Inactive (abdomen).

► **at Chicago (9/27):** Inactive (abdomen).

► **vs. Detroit (10/3):** Made his NFL regular-season debut, appearing in 26 plays and forcing a fumble...Hit on Lions RB Jahvid Best at the Detroit 22 jarred the ball loose after a 3-yard loss, and it was recovered by DE Ryan Pickett at the Detroit 24. The turnover led to a TD reception three plays later by TE Jermichael Finley to put the Packers ahead, 14-7.

► **at Washington (10/10):** Played extensively, participating in 53 plays, after Pickett suffered a sprained ankle in the first series...Distinguished himself with five tackles (two solo), a sack, a QB hit and a pressure...Registered his first career sack by dropping QB Donovan McNabb for a 9-yard loss in the third quarter...Part of a defense that only allowed 51 rushing yards on 21 carries, with a long of 8.

► **vs. Miami (10/17):** Inactive (shoulder).

► **vs. Minnesota (10/24):** Inactive (shoulder).

TRANSACTION: Placed on injured reserve, Oct. 26 (shoulder).

## 87 Jordy Nelson, WR, 3rd Year, Kansas State

The club's fourth wideout has become an integral part of the offensive attack after starting the season as the primary kick returner, duties he has abandoned since his role in the passing game has increased...Ranks fourth on the team with 38 catches for 403 yards (10.6 avg.) and a TD...Over the last nine games, has hauled in 32 passes for 350 yards...Reception and yardage totals are career highs...Also surpassed several milestones as a kick returner previously this season, including becoming the first Packers player since 2007 to record two returns of over 40 yards in the same contest...Has posted a kick return of 45-plus yards in each of his first three NFL seasons, the first Packers player to do so since Corey Harris (1992-94)...In 2010, has returned 22 kickoffs for 496 yards (22.5 avg.), with a long of 50.

► **at Philadelphia (9/12):** Turned in a sparkling performance on special teams as a kick returner, with five returns for 156 yards...Had returns of 51, 40 and 28 yards in the second half and was awarded a game ball by coaching staff...Added a catch for 7 yards...Appeared in 30th game of NFL career...His 51-yard return was the second-longest return of his career behind a 54-yard pickup in Week 17 at Arizona last season, the longest return by a Packer in 2009...The performance against the Eagles was the first time in Nelson's career that he posted two kickoff returns of 40-plus yards, and he became the first Packer to accomplish the feat since WR Koren Robinson had returns of 43 and 66 yards at St. Louis on Dec. 16, 2007...His 31.2-yard average was the best by a Packer with five or more returns in a contest since WR Roell Preston's 32.0-yard average on eight returns vs. Minnesota on Oct. 5, 1998.

► **vs. Buffalo (9/19):** Turned in another banner day as a kick returner, averaging 30.5 yards on two returns (61 yards)...Added a pair of receptions for 26 yards, both moving the chains for a first down.

► **at Chicago (9/27):** Had three catches for 20 yards and returned five kickoffs for 97 yards, including a long of 40...Went over 60 career grabs.

► **vs. Detroit (10/3):** Returned seven kickoffs for 124 yards (17.7 avg.), with a long of 24...Fumbled on a pair of kick returns, with the first coming late in the second quarter following a 10-yard return and the second after a 14-yard return. The fourth-quarter fumble led to a Detroit FG.

► **at Washington (10/10):** Had his best receiving day of the season, hauling in three passes for 42 yards, including 25-yard grab that is his longest of 2010...Added two kickoff returns for 35 yards (17.5 avg.)...Caught the 25-yard pass in the fourth quarter down the deep middle before being tripped up by S LaRon Landry. It was his longest reception since his 51-yard catch in the 2009 finale at Arizona.

► **vs. Miami (10/17):** Started as the club opened in the three-WR set and finished second on the team with 64 yards on four catches (16.0 avg.), with a long of 24...Yardage total was his best since posting 71 at Pittsburgh, 12/20/09...Had a pair of receptions for 37 yards during the fourth quarter, for 24 and 13 yards. Each went for first downs on the 69-yard march that led to the game-tying TD, a 1-yard sneak by QB Aaron Rodgers with 13 seconds remaining that sent the contest into OT...Hauled in a 14-yard pass on the opening play of the final quarter, a key grab on a drive that led to a FG by K Mason Crosby that knotted the score at 13.

► **vs. Minnesota (10/24):** Had four catches for 25 yards...Caught a 5-yard flip

from Rodgers in the third quarter, setting up WR Greg Jennings' 14-yard TD grab on the next play that put the Packers ahead 21-17.

► **at New York Jets (10/31):** Ranked second on the team with a career-high five catches for 55 yards, with a long of 19...Made a clutch catch in the fourth quarter, hauling in a 14-yard pass over the middle to convert a key third down that set up Crosby's second FG, a 41-yard kick that gave the Packers a 6-0 lead with 3:58 remaining.

► **vs. Dallas (11/7):** Played a big hand in helping replace the typical production of WR Donald Driver, who was inactive with a quadriceps injury...Hauled in four receptions for 42 yards, including a season-long 27-yard grab...Pulled in the 27-yarder on a third-quarter march that led to a Jones TD grab, putting the Packers ahead, 35-7.

► **at Minnesota (11/21):** Caught three passes for 20 yards in a complementary role.

► **at Atlanta (11/28):** Put together one of his finest performances, catching five passes for 61 yards, including a 10-yard rocket with 56 seconds remaining that tied the contest at 17...Made a leaping sideline grab on third-and-1 in the third quarter, hauling in a lofted 28-yard pass over CB Brent Grimes and getting both feet inbounds to set up a 1-yard TD run by Rodgers on the next play...TD reception capped a 16-play, 90-yard march. Drifted to an open sliver of the end zone as Rodgers kept scrambling to buy time, and eventually pulled in a dart in the back corner.

► **vs. San Francisco (12/5):** Started as part of a three-WR set and had a pair of catches for 15 yards...Yardage total moved him past previous career high for yardage in a season.

► **at Detroit (12/12):** Caught two passes for 26 yards, receptions on consecutive plays in the third quarter.

## 74 Marshall Newhouse, G/T, Rookie, Texas Christian

The second of the Packers' two fifth-round draft choices showed potential throughout the preseason and joined Bryan Bulaga and Nick McDonald as the three rookie offensive linemen to make the final roster...Has worked at both LG and LT since arriving in Green Bay...Played in 62 games with 38 starts at TCU.

► **at Philadelphia (9/12) – at Detroit (12/12)** Inactive.

## 26 Charlie Peprah, S, 5th Year, Alabama

Experienced defender stepped into starting role at SS since the loss of Morgan Burnett earlier this season with a knee injury...Has emerged as a top contributor in the secondary since the promotion...Has traditionally provided depth in the secondary and been a key contributor on special teams, where he notched 22 tackles during his first three seasons with the club...Played in the first two contests but was inactive for Weeks 3-4 with a quad injury...In 2010, has posted 56 tackles (45 solo), an INT and four passes defended...Spent three seasons in Green Bay from 2006-08 before sustaining a knee injury during 2009 training camp and was placed on injured reserve Sept. 6, waived/injured the following day, and spent the second half of 2009 with Atlanta...Signed as a free agent with the Packers, April 26.

► **at Philadelphia (9/12):** Played on special teams, posting one tackle.

► **vs. Buffalo (9/19):** Had one assisted special teams tackle.

► **at Chicago (9/27):** Inactive (quad).

► **vs. Detroit (10/3):** Inactive (quad).

► **at Washington (10/10):** Started at SS and was on the field for 80 plays, posting five tackles (one solo) and a pass defended.

► **vs. Miami (10/17):** Started at SS and led the secondary with a career-high 11 tackles (10 solo)...Credited with initial hit on RB Ronnie Brown on the fourth-and-1 stand at the Green Bay 27 with 1:34 remaining in the third quarter. The change of possession led to a 12-play, 66-yard drive, capped by a K Mason Crosby FG to tie the score at 13.

► **vs. Minnesota (10/24):** Participated in every defensive play while starting at SS and had eight tackles (seven solo), a pass defended and a tackle for a loss...On the Vikings' opening drive, snuffed out a screen pass by dropping WR Percy Harvin for a 3-yard loss on third down, forcing a punt...Part of a defensive effort that held QB Brett Favre to a passer rating of 50.4.

► **at New York Jets (10/31):** Turned in his top performance to this point in the season, notching a pair of passes defended and tying with FS Nick Collins



for the team lead in the secondary with five tackles (all solo)...Added two passes defended and a QB pressure...Broke up passes on consecutive New York possessions late in the fourth quarter, slapping the ball away from WR Jericho Cotchery on fourth-and-8 at the Green Bay 35 with 6:36 to play and then dislodging Cotchery from the ball with a strong hit on second-and-5 with 3:21 remaining...Also helped in run support when moved close to the line of scrimmage, as the Packers held the Jets to their second-lowest output of 2010 with 119 rushing yards.

►vs. **Dallas (11/7)**: Started at SS and had a pair of tackles, both solo...Drilled TE Martellus Bennett for a 2-yard loss on a short pass in the first quarter...Rotated with Atari Bigby, who returned after spending the first half of the season on reserve/PUP.

►at **Minnesota (11/21)**: Started and notched one solo stop, as the Packers turned in another sterling defensive performance, holding the Vikings to just three points and 207 net yards passing...Participated in 49 plays.

►at **Atlanta (11/28)**: Had nine tackles (eight solo)...Had a pair of solid defensive plays go for naught on a Falcons drive in the second half, dumping RB Jason Snelling for no gain at the Atlanta 1, then two plays later stopping TE Tony Gonzalez at the goal line following a short catch on third down. The Falcons, however, would score on fourth-and-goal to pull ahead, 17-10.

►vs. **San Francisco (12/5)**: Led the secondary with six tackles (four solo) while participating in 45 plays...Wrapped up WR Michael Crabtree for a 1-yard loss after a screen pass on the 49ers' first drive...Did not start, as the defense opened with an extra DT.

►at **Detroit (12/12)**: Had the first INT of his career and nine tackles (six solo)...Intercepted QB Drew Stanton early in the second quarter, picking off a deep pass on the right sideline that was intended for TE Tony Scheffler. The Lions were backed up at their own 38, and the Packers took over at the Green Bay 29 after no return.

### **79 Ryan Pickett, DE/NT, 10th Year, Ohio State**

Sturdy, veteran anchor of the defensive front has made the transition from LDE in 2010 and has been one of the defense's most consistent performers when healthy...Suffered a sprained ankle on the first series vs. Washington, Oct. 10, and did not return, an injury that forced him to the inactive list vs. Miami and also at New York...Started vs. Minnesota, Oct. 24, but the ankle injury forced him to the sidelines after seven plays...Again went down with the ankle injury vs. Dallas, but X-rays were negative...A critical part of the defense with his ability to take on a pair of blockers, though his contributions don't always show up on the statistical charts...Has played in 70 games with 65 starts since joining the Packers in 2006...In 2010, has 39 tackles (22 solo), a sack, a fumble recovery and a pass defended...Signed long-term contract extension March 12.

►at **Philadelphia (9/12)**: Had four tackles, putting in massive effort in joining DE Cullen Jenkins and NT B.J. Raji as the only three healthy defensive linemen for bulk of the game...Part of the low, underneath swarm that shoved QB Michael Vick into the backfield on a fourth-and-1 attempt on Philadelphia's last possession...60th game with the Packers.

►vs. **Buffalo (9/19)**: Started at LDE, posting five stops (three solo) and a QB hit...With last stop reached 700 tackles for his career.

►at **Chicago (9/27)**: Had four tackles (one solo), also credited with a QB hit and deflecting a pass...Part of a defensive front that helped hold the Bears to just 77 yards rushing, with the bulk coming on three long scrambles by QB Jay Cutler during passing plays.

►vs. **Detroit (10/3)**: Recorded four tackles and recovered a fumble...Fumble recovery in second quarter was his first since his initial season in Green Bay in 2006. DE Mike Neal swiped the ball out of the hands of RB Jahvid Best, and the turnover led to a Packers TD three plays later.

►at **Washington (10/10)**: Started, but suffered a sprained ankle on the Redskins' second play from scrimmage...Did not return.

►vs. **Miami (10/17)**: Inactive (ankle).

►vs. **Minnesota (10/24)**: Started, but early in the first quarter was removed from the game because of the ankle injury...Participated in seven plays.

►at **New York Jets (10/31)**: Inactive (ankle).

►vs. **Dallas (11/7)**: Participated in seven plays before suffering a sprained ankle...X-rays were negative, but did not return...Had two tackles (one solo).

►at **Minnesota (11/21)**: Returned to action, but defense opened in a nickel

package with only two down linemen – NT B. J. Raji and DE Cullen Jenkins...Participated in 22 plays and had a pair of tackles (one solo) in another stellar game for the defense, where the unit allowed just 15 first downs, 93 yards rushing and a field goal in the victory.

►at **Atlanta (11/28)**: Started at LDE and had two tackles (one solo).

►vs. **San Francisco (12/5)**: Had five tackles – his highest total since at Buffalo, Sept. 19 – including three solo stops...Drilled RB Anthony Dixon for a 2-yard loss in the second quarter, and the 49ers were forced to punt two plays later.

►at **Detroit (12/12)**: Started and had a season-high 10 tackles (his highest total since posting a career-high 12 at Seattle, 11/27/06), one tackle for a loss and a sack...Seven of his tackles were solo stops...Also had a sack, forcing QB Drew Stanton out of bounds for a 2-yard loss late in the second quarter.

### **51 Brady Poppinga, LB, 6th Year, Brigham Young**

Steady, experienced defender provided depth at both OLB spots and was a valuable contributor on special teams prior to suffering a knee injury and being placed on injured reserve, Oct. 26...Had knee surgery, Oct. 19, following the injury vs. Miami, Oct. 17...Recorded 17 tackles (9 solo) and one stop on special teams while playing in six games...Has played in 81 career games with 44 starts since arriving in Green Bay in 2005 as the second of two fourth-round draft picks.

►at **Philadelphia (9/12)**: Played a limited role as a reserve on defense, posting a tackle, and also contributed on special teams.

►vs. **Buffalo (9/19)**: Appeared in 17 plays as a reserve on defense, recording three tackles...Added a stop on special teams.

►at **Chicago (9/27)**: Played on special teams.

►vs. **Detroit (10/3)**: Had two assisted tackles while seeing his most extended playing time of the season on defense at LOLB.

►at **Washington (10/10)**: Saw extensive playing time in the fourth quarter and overtime after Clay Matthews departed with an injured hamstring...Extremely productive during his 24 plays, posting five tackles (all solo), a sack, a tackle for a loss and a QB hit...Drilled QB Donovan McNabb for a 9-yard loss on Washington's first possession of OT, forcing a punt...Sack was the fifth of his career.

►vs. **Miami (10/17)**: Started at LOLB in place of Clay Matthews (hamstring) and participated in 27 plays before suffering an injured knee in the first half...Prior to the injury, had six tackles (four solo).

►vs. **Minnesota (10/24)**: Inactive (knee).

TRANSACTION: Placed on injured reserve, Oct. 26, (knee).

### **81 Andrew Quarless, TE, Rookie, Penn State**

Rookie TE has seen playing time increase over the last several games and is now an integral part of the offensive attack, with the bulk of his contributions previously coming on special teams...Appearances on offense increased dramatically following the season-ending injury to Jermichael Finley...On the season, has 17 catches for 205 yards (12.1 avg.) and a TD...Has had two contests with over 50 yards receiving in 2010: at Washington, Oct. 10, and at Detroit, Dec. 12...Impressed as a target in first extended action on offense at Washington, and evolving into the position's primary pass-catching threat...The first of two fifth-round draft picks improved weekly during training camp and made the roster among what was an extremely competitive position group...Departed Penn State as the all-time leader in catches by a TE with 87 grabs for 1,146 yards and eight TDs in 49 games.

►at **Philadelphia (9/12)**: Inactive.

►vs. **Buffalo (9/19)**: Inactive.

►at **Chicago (9/27)**: Played on special teams and on offense.

►vs. **Detroit (10/3)**: Started as the Packers opened in a two-TE set, and also played on special teams.

►at **Washington (10/10)**: Pressed into action after injuries to starter Finley and top reserve Donald Lee on the first two drives, played extensively and had four receptions for 51 yards (21.8 avg.), with a long of 21...After moving the chains with a 13-yard grab in the first half, made the biggest impact on the final drive of regulation, catching a 9-yard pass and then turning a short completion into a 21-yard gain that set up a late FG attempt.

►vs. **Miami (10/17)**: Had a career-long 23 yard grab in the second quarter.

►vs. **Minnesota (10/24)**: Playing time continues to grow, as the rookie had two catches for 16 yards and a TD...Hauled in a 9-yard TD to cap a five-play, 79-yard march in the second quarter. The drive was set up by consecutive long receptions by WR James Jones (32 yards) and RB Brandon Jackson (36, off a screen pass)...The TD, which gave the Packers a 14-7 lead, was the first of his NFL career.

►at **New York Jets (10/31)**: Played on offense and special teams...Suffered a shoulder injury during the game but did return.

►vs. **Dallas (11/7)**: Inactive (shoulder).

►at **Minnesota (11/21)**: Had one catch for 14 yards, a reception with 38 seconds remaining in the second quarter on a quick, 53-yard drive for a TD that gave the Packers a 17-3 advantage at halftime. The six-play march – covered in just 58 seconds – was set up by an INT by CB Tramon Williams at the Green Bay 18 with a 14-yard return.

►at **Atlanta (11/28)**: Started and had three catches for 35 yards...Had two catches for 30 yards – including a 19-yard grab – on the 16-play, 90-yard march that would tie the game at 17 late in the fourth quarter with a TD reception by WR Jordy Nelson...Both of his receptions on the march were for first downs.

►vs. **San Francisco (12/5)**: Had one catch for 4 yards, a short grab in the fourth quarter that helped set up a 24-yard FG by K Mason Crosby. The kick pushed the lead to 34-16 and completed the game's scoring.

►at **Detroit (12/12)**: Led the team with 62 yards on five receptions, both career highs...Played a big role on the Packers' lone scoring drive, hauling in passes of 20 and 11 yards from QB Matt Flynn on the Packers' opening march of the second half. The eight-play, 48-yard drive led to a 42-yard FG by Crosby...Following a 12-yard catch and run, fumbled on the opening drive after getting hit from behind by LB Landon Johnson...Receiving yardage total was the most for a Green Bay rookie TE since Ron Kramer recorded 68 at Detroit, 11/27/58.

## 90 B.J. Raji, NT, 2nd Year, Boston College

While rarely making headlines or filling the stat sheet with impressive totals, has become the focal point of the efforts on the interior of the defensive front of the 3-4 alignment...NT weekly leads the unit in participation while taking on multiple blockers on each play and also leading the inside pass rush...In 2010, has recorded 52 tackles (27 solo), a career-high 3.5 sacks, seven QB hits, eight QB pressures and a pass defended...Routinely praised by coaching staff for his play this season...Played in 14 games with one start as a rookie.

►at **Philadelphia (9/12)**: Led all defensive linemen in playing time, often holding up two blockers while anchoring the middle...Had three solo stops and a sack...Came up big on back-to-back plays in the second quarter, stuffing a run by FB Leonard Weaver for no gain and then sacking QB Kevin Kolb for a 9-yard loss on the next down. After an incompleteness on third-and-long, the Eagles were forced to punt...Joined Cullen Jenkins and Ryan Pickett in taking all of the defensive line work for the majority of the game as the lone healthy defensive linemen.

►vs. **Buffalo (9/19)**: Played in 16th career game, with his third NFL start, recording three tackles...Led the defensive line by seeing action in 40 plays...Kicked in the left knee in the second half but didn't miss any playing time.

►at **Chicago (9/27)**: On the field for 48 plays and posted three tackles, two QB hits and a pressure...Helped hold the Bears to just 77 yards rushing.

►vs. **Detroit (10/3)**: Posted two tackles, a sack, a QB hit and a pressure...Sack came on Detroit's first play from scrimmage, as he caught QB Shaun Hill and tossed him to the turf for a 9-yard loss. It gave the second-year veteran his second sack of the season, topping the one he had as a rookie in 2009.

►at **Washington (10/10)**: Started at NT and again paced the defensive front by participating in 69 plays...Along with Jenkins and Neal, handled the bulk of the work up front with Pickett sidelined in the first series with a sprained ankle...Posted six tackles (three solo) and a half-sack, when he combined with OLB Clay Matthews in the second quarter to dump QB Donovan McNabb for a 7-yard loss...Part of a defensive effort that allowed only 51 rushing yards on 21 carries, an average of just 2.4 yards per attempt.

►vs. **Miami (10/17)**: Had a career-high eight tackles (seven solo) and a pass

defended...With the defensive line depleted by injuries, participated in 77 plays...Tipped a short pass intended for WR Brandon Marshall on third down in the second quarter to force a punt.

►vs. **Minnesota (10/24)**: Finished with five tackles (two solo) and a QB pressure while again carrying the load on the defensive front in terms of playing time...Participated in 65 plays with Jenkins out (calf) after pregame warmups and Pickett (ankle) sidelined after just seven plays...Praised by the coaching staff for his efforts and endurance following the game.

►at **New York Jets (10/31)**: Started at NT and had three tackles (two solo)...Key part of the defensive efforts up front that held New York to 119 yards rushing, the Jets' second-lowest output of the season. Of that total, 37 came on a 20-yard scramble by the QB and a 17-yard run off a fake punt...RB duo of LaDainian Tomlinson and Shonn Greene combined for just 76 yards on 22 carries...Entire defense awarded a game ball after the contest.

►vs. **Dallas (11/7)**: Started and saw action in 30 plays, registering three tackles (one solo)...Also had a tackle for a loss...Part of a defensive swarm that held the Cowboys to 39 yards rushing on 14 carries.

►at **Minnesota (11/21)**: Started and again easily led the defensive front in participation, holding down the nose for 47 plays...Recorded five tackles (two solo), one tackle for a loss, two QB hits and a pressure...Set the tone for a stellar day for the defense on the first play, shedding two blockers and drilling Pro Bowl RB Adrian Peterson for no gain.

►at **Atlanta (11/28)**: Again carried the load on the defensive front, seeing action in 51 plays...Had four tackles (two solo).

►vs. **San Francisco (12/5)**: Recorded four tackles (two solo), a sack, a QB hit and a pressure...Crashed through a pair of blockers to sack QB Troy Smith for a 6-yard loss late in the fourth quarter. On the next play, Smith would throw an INT to S Nick Collins, allowing the Packers to run out the clock.

►at **Detroit (12/12)**: Started and had three tackles (one solo)...Again paced the defensive front by participating in 59 plays.

## 12 Aaron Rodgers, QB, 6th Year, California

In just his third year as a starter, established as one of the top passers in the NFL, with a rare blend of accuracy, mobility and poise...Had been on a sizzling streak that rivaled any in his career over the previous four games before suffering a concussion in the first half at Detroit...In Weeks 9-13, completed 96-of-130 (73.8 pct.) for 1,232 yards, with 11 TDs, zero INTs and a 131.3 passer rating against Dallas, Minnesota, Atlanta and San Francisco. During the timespan had 15 completions of 25 yards or more and 53 of his passes went for a first down...Saw his career-high streak of consecutive attempts without an INT also come to an end in the first quarter at Detroit at 181. Last INT had come at the end of the first half vs. Minnesota, Oct. 24, a span of five straight starts. The last Packers QB to not throw an INT in five consecutive starts was Bart Starr in 1966, who also holds the team record for consecutive attempts without an INT (294)...On the season, the 2009 Pro Bowl pick has completed 268-of-410 attempts (65.4 percent) for 3,289 yards, with 23 TDs, 10 INTs, a long of 86 and a passer rating of 98.5...Ranks fourth in the NFL in passer rating, fourth in average gain (8.02), eighth in yardage, eighth in completion percentage, 13th in completions and 18th in attempts...On pace to throw for over 4,000 yards for the third consecutive year, a feat no QB in NFL history has accomplished in his first three seasons as a starter...Ranks second on the team in rushing in 2010, with 55 carries for 309 yards and four TDs. Only Philadelphia's Michael Vick, with seven, has more rushing TDs among NFL QBs. Is the first Packers QB since Tobin Rote (1954-56) to rush for over 300 yards in consecutive seasons...Over 45 career starts, has 24 games with a passer rating of 100.0 or better, and has thrown for 250 yards or more in 28 contests – including 13 games with over 300 yards...Has also tossed three or more TDs in 13 games, including a career-high four at Minnesota, Nov. 21...In addition to his ability as a passer, has also rushed for 30 or more yards in 11 games during his career.

►at **Philadelphia (9/12)**: Completed 19-of-31 passes for 188 yards with two TDs and a pair of INTs...Finished with a passer rating of 73.1...Also had five carries for 9 yards, and was sacked three times...TD passes included a 6-yard strike to WR Donald Driver – the 60th scoring toss of the QB's brief career – to give the Packers a 10-3 lead, and lofting a 32-yard pass to WR Greg Jennings...The 40th game played of his career.

►vs. **Buffalo (9/19)**: After what he termed a subpar day in the opener, bounced back by completing 19-of-29 for 255 yards, with two TDs and a 116.3 passer rating...Also rushed for 20 yards on five carries, with a 9-yard TD. Rushing TD was the 10th of his career...Went over 9,000 career passing yards, finishing the game with 9,244...Completed passes to eight different targets.

►at **Chicago (9/27)**: Completed 34-of-45 passes for 316 yards with a TD and an INT, for a passer rating of 92.5...Posted the 10th game of his career with 300 passing yards or more...Also rushed for 20 yards on two carries with a TD...Only the second time in his career he had 300 yards passing, a rushing TD and a passing TD in the same game, (joining at Pittsburgh, 12/20/09)...Rushing total put him over 600 yards for his career...Lone INT came on 'Hail Mary' pass at the end of the first half...Opened game with four-straight completions on first drive, punctuated with 7-yard strike to Jennings to give Packers a 7-0 lead...During the third quarter had a streak of 11 straight completions...Capped a 12-play, 72-yard march with a 3-yard lunge into the end zone to give the Packers a 17-14 lead with 6:52 remaining in the contest...Defeat gave him a 6-4 record as a starter in September.

►vs. **Detroit (10/3)**: Had a 105.3 passer rating, completing 12-of-17 for 181 yards with three TDs and a pair of INTs...Pass attempts limited in a victory where Packers had 40 total offensive plays and a time of possession of 22:23...Posted a perfect passer rating of 158.3 in the first half, going 8-of-9 for 131 yards and three TDs. It was the second time he achieved the feat, also had a 158.3 rating in the first half at Cleveland in 2009 (10/25/09)...Also rushed for 20 yards on three carries, including a 16-yard burst...The third straight game he reached 20 rushing yards.

►at **Washington (10/10)**: Had 293 passing yards on 27-of-46 attempts, with a TD and an INT for a passer rating of 75.7...Pass attempts were the second-most of his career, trailing only the 48 he had at Pittsburgh (12/20/09)...Also had four carries for 30 rushing yards, the eighth time in his career he has reached that total or more...Completed passes to nine different targets, and had four completions of 20 yards or more, including a 35-yard strike to WR James Jones...Capped the Packers' second drive with a five-yard scoring toss to TE Donald Lee...Worked a quick passing attack in the first half, completing 14 of 25 for 152 yards, with a TD...Set up a final FG attempt in regulation with two completions to TE Andrew Quarless for 29 yards and a 14-yard scramble on a 44 yard march that took 56 seconds...Suffered a concussion on the Packers' final play from scrimmage in OT while being hit on a throw that was intercepted by S LaRon Landry at the Green Bay 39. Turnover led to Washington's game-winning FG.

►vs. **Miami (10/17)**: Missed practice time during the week under observation following the concussion suffered at Washington, but returned to notch 38th consecutive start...Finished with 313 yards while completing 18-of-33 with a TD and an INT, for a passer rating of 84.5...The 11th game of his career with 300 passing yards or more...86-yard TD pass to Jennings was the longest of his career, and was the first play following an INT by CB Tramon Williams with 1:17 remaining in the opening quarter...Had five completions of 20 yards or more...Completed 6 of 8 for 66 yards on a drive that led to a 26-yard FG to tie the game at 13 early in the final quarter...On the final possession of regulation, engineered a 69-yard drive in 12 plays, including a 24-yard strike to WR Jordy Nelson and a 20-yard completion to Jennings on fourth-and-7. Capped the drive with a sneak up the middle on 4th-and-goal from the 1 with 13 seconds remaining to send the game into OT.

►vs. **Minnesota (10/24)**: Led the Packers to victory while completing 21-of-34 for 295 yards, with two TDs and a pair of INTs...Recorded a passer rating of 84.8...Had four completions of 20 yards or more...Led the Packers to 268 yards of offense in the first half, a high at this point for 2010...Completed his first four passes for 54 yards before being intercepted by DE Jared Allen at the Minnesota 18 on a screen pass intended for RB Dimitri Nance...Bounced back on the next drive with completions of 24 yards to Jennings and 45 yards to Jones to set up a 1-yard TD plunge by Jackson...On the Packers' next possession, would complete a 32-yard strike to Jones on first down, followed by a 36-yard catch-and-run off a screen by Jackson, setting up a 9-yard TD pass to Quarless early in the second quarter to take a 14-7 advantage...In the third quarter, an A.J. Hawk

INT would lead to a 14-yard TD toss to Jennings on an inside slant. The TD put the Packers ahead 21-17, a lead Green Bay would never relinquish.

►at **New York Jets (10/31)**: With Green Bay posting its first shutout on the road since 2001, led a patient offensive attack that did not commit a turnover against a stout defense that entered the game ranked No. 1 in the NFL in takeaway-giveaway differential...Completed 15-of-34 attempts for 170 yards with a long of 30, recording a 59.7 passer rating...Set up Crosby's first FG with a 30-yard strike to Jennings...Found Nelson on a 14-yard completion in the fourth quarter. Relatively short completion was one of the game's biggest plays, moving the chains for a first down on third-and-6 with 8:16 remaining. Connected with Nelson in the middle of the field despite taking a hard hit in the chest from blitzing LB David Harris. The 34-yard march, set up by an INT by CB Charles Woodson, resulted in a 41-yard FG by Crosby to put Packers ahead, 6-0...Improved career mark to 7-4 as a starter in October.

►vs. **Dallas (11/7)**: Turned in his top performance of the season to date, completing 27-of-34 for 289 yards and three TDs, for a passer rating of 131.5...Also rushed for a season-high 41 yards on five carries, an average of 8.2 per attempt, including a 27-yard rush on the first TD drive that is his longest of 2010 up to this point...Completed 16 of 18 to six different targets for 174 yards with a pair of TDs in the first half for a 144.0 passer rating, as the Packers built a 28-7 lead...Departed the contest with 8:53 remaining and the Packers holding a commanding lead...Engineered a 21-point flurry by the offense in the second quarter...First TD pass came on a check-down to Jackson, who bolted past LB Sean Lee for a 9-yard score to cap an eight-play, 63-yard march...Set up second TD on a seven-play, 80-yard drive later in the second quarter. Included consecutive receptions by Jones of 22 and 31 yards, setting up a short TD dive by Jackson for a 14-0 lead...On the ensuing Green Bay march, completed 6 of 7, with a deep strike down the sideline for 33 yards to Jennings causing the most damage. Found Jennings again two plays later on an 8-yard post route to make it 21-0...Third TD came on a slant to Jones in third quarter, a 10-yard strike for a 35-7 lead...Final series before exiting the game was a 16-play, 80-yard march that was capped by a 26-yard FG by Crosby...Packers converted nine of first 11 third-down conversions and 10-of-15 overall (67 percent), the club's highest since converting 71.4 percent vs. Cleveland, 9/18/05.

►at **Minnesota (11/21)**: Played one of the finer games of career, completing 22-of-31 for 301 yards and a regular-season, career-best 4 TDs...Also posted a season-high 141.3 passer rating...After a sluggish first quarter for the offense, first big play was a 47-yard connection to Jennings on the right sideline where the WR went over a defender, juggled the ball and came down with it before gaining another 10 yards. Completion led to a 42-yard FG by Crosby...Escaped the rush on an 11-yard TD strike to Jennings for the Packers first TD, throwing the strike to the end zone while rolling to his left. Was 6-for-8 on the 80-yard drive, including a 39-yard completion to Jones on the sideline...After an INT by Williams, the Packers took over with 58 seconds remaining in the first half. Engineered a six-play drive, capped by a 3-yard fade to the right corner to Jones with five seconds left in the quarter...Just six plays into the third quarter, on a short route found Jennings, who turned around a defender and sprinted past S Madiou Williams for a 46-yard TD. The WR was able to jog the final 10 yards...Rapid scoring drive came in the final quarter after the Packers took over on downs. An 8-yard completion to Driver moved the chains to continue the six-play march, and three plays later a 22-yard spiral put on the fingertips of Jennings pushed the Packers ahead, 31-3...Exited the game following the drive.

►at **Atlanta (11/28)**: Posted a 114.5 passer rating, completing 26-of-35 for a season-high 344 yards and a TD...Also led the team in rushing with 51 yards on 12 carries with a TD and continually created extra time in the pocket by scrambling...Posted back-to-back 300-yard passing performances for the first time in 2010, and did not throw an INT for the fourth straight contest, a streak of 147 attempts. Also notched third consecutive game with triple-digit passer rating...Completed passes to eight different players, with Jennings, Jones and Nelson each having five grabs...Engineered a 16-play, 90-yard drive late in the fourth quarter to tie the game at 17, completing 8-of-12 on the march while also rushing for a first down. Operating out of the no-huddle for most of the drive, found Jones



with a shovel pass for an 18-yard gain on fourth-and-1, and four plays later found Nelson with a 10-yard bullet in the corner of the end zone...Also led the Packers on a TD drive in the third quarter, completing a 34-yard strike to Jennings off a flea-flicker and a lofted, 28-yard gain to Nelson on third-and-1 to the Atlanta 1. Capped the drive by scoring on a quick draw for his fourth rushing TD of 2010...In the second quarter, fumbled into the end zone after getting hit on a third-and-goal sneak at the Atlanta 1 that kept the game tied at 3. The loose ball was recovered by LB Mike Peterson.

►**vs. San Francisco (12/5):** Continued his streak of excellent performances, completing 21-of-30, for 298 yards, three TDs and a passer rating of 135.1...Had a pair of TD passes of over 55 yards for the first time in his career, and was the first Packers QB to do so since Brett Favre at Denver (79, 82, 10/29/07)...Recorded his fourth straight game with a 110-plus passer rating. It was the second time in his career he had done so (9/27-10/25/09), and joined Starr (9/18-10/9/66) as the only Packers QBs to achieve the feat. Passer rating over the last four contests is 131.3, the highest over a four-game stretch in a single season since Favre recorded 134.6 over a similar timeframe in 1995...Also did not throw an INT for the fifth consecutive game. The last Green Bay QB to go five straight contests without being picked off was Starr, in 1966...177 attempts without an INT moved him into the No. 2 spot in club record books ahead of Favre (163) and behind Starr (294)...Put the Packers on the scoreboard in the second quarter, finding Jennings for a 57-yard TD over CB Shawtae Spencer after a neutral zone infraction by the 49ers. The quick TD put Green Bay ahead, 7-6, with 7:02 remaining in the first half...Would lead the Packers to another TD on the following drive, setting up a 1-yard plunge by Kuhn after a 37-yard screen pass to Jackson, a career long for the RB. The TD capped a six-play, 50-yard march...A solid first half (12-of-20, 156 yards, TD), led to a torrid final two quarters. On the opening drive, connected with Driver for a 61-yard TD, where the WR broke several tackles before finally crashing into the end zone...On the ensuing drive, found Jennings for a 48-yard strike, then rolled out to flip a 1-yard TD to the WR to put the Packers ahead, 28-16. Would close the third quarter having gone 5-of-5 for 128 yards and a pair of TDs...Used a hard count to draw the San Francisco defense offside five times...Also rushed for 39 yards on four carries...Completed a four-game stretch with a passer rating of 131.3, the highest over a four games in a single season since Brett Favre in 1995 (134.6).

►**at Detroit (12/12):** The 45th consecutive start of his career, the fourth-longest among active QBs...Finished 7-of-11 for 46 yards and an INT before departing with a concussion...Knocked out of the game with just over three minutes remaining in the second quarter after an 18-yard scramble for a first down to the Green Bay 43. Failing to slide, he took hits by S Amari Spivey and LB Landon Johnson, with his head hitting the turf. After rising slowly, the Packers took a time out, and he stayed in the game, but was sacked for a 13-yard loss. After a handoff, on the next play he tossed a 4-yard completion to Jackson on third-and-17 and did not return...Replaced by backup QB Matt Flynn...Saw career-long streak 181 passes without an INT end when a deep pass to Jennings bounced out of the WR's hands and into the arms of Spivey in the first quarter. It was his first INT since his last throw of the first half against Minnesota in Week 7. The 22-quarter streak ranks No. 2 in club history, trailing only Starr's 294 attempts from 1964-65...On the play where he suffered the concussion, the 18-yard run did put him over the 300-yard rushing mark for the second straight year with 309 on 55 carries, the first Packers QB since Rote (1954-56) to rush for over 300 yards in consecutive seasons.

#### **Streaks & Milestones**

- Is the first QB in NFL history to throw for 4,000 yards in the first two seasons that he started a game (2008-09).
- In 2009 became the first QB in NFL history to throw 30 or more TDs, seven or fewer INTs, and rush for five TDs in the same season.
- His 4,434 passing yards last season rank No. 2 in franchise history behind only QB Lynn Dickey's 4,458 in 1984.
- Is only the second QB in franchise history (Brett Favre, 1998-99) to post back-to-back seasons with 4,000 yards passing.
- Is one of just three QBs in franchise annals to hit the 30-TD mark in a season (Dickey, 1983; Favre 1994-98, 2001, 2003-04).
- With a TD run at Atlanta, has had four or more rushing TDs in three

straight seasons, becoming just the second Packers QB to accomplish the feat (Tobin Rote, 1954-56).

#### **37 Sam Shields, CB, Rookie, Miami**

Raw talent with speed opened the season as the team's nickel CB and has returned to action after being slowed by a calf injury for a couple of games in October...One of the club's fastest players, had a spectacular, one-handed INT vs. Dallas, Nov. 7...Had a 49-yard kickoff return vs. Dallas and has taken over as the club's primary returner...In 2010, has posted 21 tackles (16 solo), six passes defended and a QB pressure while starting four games as the third CB...Has returned 11 kickoffs for 264 yards (24.0 avg.), with a long of 49...Signed with the Packers as a non-drafted free agent on April 30, following a college career that saw him make the transition from WR to CB before his senior year.

►**at Philadelphia (9/12):** Started first NFL game at nickel CB and appeared in 65 plays...Teamed with S Morgan Burnett to be the first Packers' rookie safety/cornerback tandem to start in the secondary since Nick Collins and CB Mike Hawkins on Dec. 19, 2005 at Baltimore, and the first duo to the open the season since the NFL/AFL merger... Had three tackles (one solo)...Praised by Head Coach Mike McCarthy following the game for a solid outing.

►**vs. Buffalo (9/19):** Saw extensive playing time, recording a pair of solo tackles and a forced fumble.

►**at Chicago (9/27):** Started as the nickel CB and had one tackle.

►**vs. Detroit (10/3):** Inactive (calf).

►**at Washington (10/10):** Inactive (calf).

►**vs. Miami (10/17):** Returned to lineup and had four tackles and a pass defended.

►**vs. Minnesota (10/24):** Started as nickel CB, his third start of 2010, and participated in 52 plays...Part of a defensive effort that held QB Brett Favre to a passer rating of 50.4.

►**at New York Jets (10/31):** Participated in 38 plays as nickel CB and had one tackle.

►**vs. Dallas [11/7]:** Made a memorable, one-handed INT of QB Jon Kitna at the Green Bay 37 late in the first quarter on a pass intended for WR Miles Austin, the first INT of his career. Turnover set up a quick drive for a TD that was capped by a Brandon Jackson scoring reception...Added a tackle and another pass defended...Also took over as the kick returner to open the second half, flashing his speed with a 49-yard burst. Caught the ball six-yards deep and took off before finally being dragged down by K David Buehler.

►**at Minnesota (11/21):** Started at nickel CB and had a pair of tackles and two passes defended in a sterling performance for the defense, which allowed only 207 net yards passing.

►**at Atlanta (11/28):** Participated in 25 plays as the nickel CB and had two tackles...Also returned four kickoffs for 87 yards (21.8 avg.)...Opened the second half with a 37-yard kickoff return. Fielded 5 yards deep in the end zone, appeared to have the potential for a much longer gain, but was finally tripped up by K Michael Koenen.

►**vs. San Francisco (12/5):** Recorded a pass defended, participating in 37 plays on defense...Had three kickoff returns for 59 yards (19.7 avg.), including a 31-yard burst in the second quarter.

►**at Detroit (12/12):** Participated in 54 plays and had five tackles (four solo)... Also returned two kickoffs for 47 yards (23.5 avg.), including a 31-yard burst to open the second half.

#### **71 Josh Sitton, G, 3rd Year, Central Florida**

Powerful, 318-pound blocker has evolved into one of the top players along the offensive front...Has started all 13 games this season, and every game since the start of 2009...Rugged run-blocker also holds the point against inside pass rushers...Last season participated in each of the 1,093 plays the offense ran, the only player on either side of the ball to not miss a snap with his unit.

►**at Philadelphia (9/12):** Had perhaps the most memorable block of the game, driving 300-pound DT Mike Patterson several yards back before knocking him to the turf on a 12-yard run by RB John Kuhn in the third quarter...Started at RG.

►vs. **Buffalo (9/19)**: Started at RG, helped hold Buffalo without a sack...20th start of his NFL career, all with Green Bay.

►at **Chicago (9/27)**: Started at RG as the Packers posted the second straight game without allowing a sack. Played on defense in goal-line situations.

►vs. **Detroit (10/3)**: Started at RG.

►at **Washington (10/10)**: Started at RG, as the Packers rushed for a season-high 157 yards on 17 carries.

►vs. **Miami (10/17)**: Started at RG.

►vs. **Minnesota (10/24)**: Started at RG, as the offensive line did not allow a sack.

►at **New York Jets (10/31)**: Started at RG.

►vs. **Dallas (11/7)**: Started at RG, part of an offensive line that allowed only one sack...Unit paved the way for the offense to post 415 net yards.

►at **Minnesota (11/21)**: Opened at RG, as the offense put up 31 points, 20 first downs and controlled the clock for 33:16 in the victory.

►at **Atlanta (11/28)**: Started at RG.

►vs. **San Francisco (12/5)**: Started at RG, helped pave the way for the offense to post 136 yards rushing, 410 total yards and control the clock for 37:11.

►at **Detroit (12/12)**: Started at RG.

## 27 Anthony Smith, S, 5th Year, Syracuse

Veteran DB has played in 63 career games with 19 starts...Acquired in a trade with Jacksonville, Oct. 19, to shore up depleted S position...Appeared in 46 career games with 14 starts in three seasons (2006-08) with the Steelers...Signed with the Packers as a free agent in March 2009 but released in the final roster cutdown in September...Played for St. Louis and Jacksonville during 2009 season and had appeared in three games with three starts for the Jaguars this season.

►vs. **Minnesota (10/24)**: Pressed into action after arriving only days before the contest...Played on special teams and notched one tackle.

►at **New York Jets (10/31)**: Made a key play in the contest on special teams in the first quarter, running down P Steve Weatherford on a fake punt after a 17-yard gain on fourth-and-18...It was originally ruled a first down, but a replay challenge showed that the punter had been pushed out of bounds a yard prior to the first down marker. The Packers took over on downs at the New York 36, and would take the lead five plays later on a 20-yard FG by K Mason Crosby...Appeared briefly on defense.

►vs. **Dallas (11/7)**: Played on special teams, recording two tackles and a key block...Also registered two solo stops on defense while participating in 15 plays.

►at **Minnesota (11/21)**: Played on special teams, but suffered an ankle injury in the first half and did not return...X-rays were negative.

►at **Atlanta (11/28)**: Inactive (ankle).

►vs. **San Francisco (12/5)**: Inactive (ankle).

►at **Detroit (12/12)**: Inactive (ankle).

## 72 Jason Spitz, C/G, 5th Year, Louisville

Versatile utility player who provides valuable, experienced depth to the interior of the offensive front, having started at C and both LG and RG during his career...Won starting C position in training camp in 2009 but was ultimately placed on injured reserve with a back injury on Nov. 7...Adds depth and stability to the offensive line and can contribute at any of the three positions if needed.

►at **Philadelphia (9/12) – vs. Minnesota (10/24)**: Played on special teams.

►at **New York Jets (10/31)**: Played on special teams and on offense, coming in briefly for Daryn Colledge when the LG's shoe came off.

►vs. **Dallas (11/7)**: Played on special teams and saw action on offense at C in the fourth quarter.

►at **Minnesota (11/21)**: Played on special teams and entered the game on offense in the final quarter.

►at **Atlanta (11/28)**: Played on special teams.

►vs. **San Francisco (12/5)**: Played on special teams.

►at **Detroit (12/12)**: Inserted into the lineup after an injury to LG Daryn Colledge in the first quarter, but replaced by T.J. Lang in the second half.

## 44 James Starks, RB, Rookie, Buffalo

Sixth-round draft pick had a solid debut in his first game action in almost

two years, rushing for 73 yards on 18 carries against San Francisco... In 2010, has 24 carries for 81 yards (3.4 avg.)...Had been inactive the previous two weeks after being activated to the roster from the physically unable to perform list, Nov. 9...Prior to being activated, began practicing for the previous three weeks for the first time since OTAs...Suffered a right hamstring strain during practice May 18 and was placed on active/PUP at the start of training camp...Later transferred to reserve/PUP at the first roster reduction on Aug. 31...A very productive player during his college career before sustaining a shoulder injury that caused him to miss his senior season...Appeared in 36 games at Buffalo from 2006-09, finishing as the leading rusher in school history with 698 carries for 3,140 yards (4.5 avg.) and 34 TDs in three seasons.

►at **Minnesota (11/21)**: Inactive.

►at **Atlanta (11/28)**: Inactive.

►vs. **San Francisco (12/5)**: Served as RB Brandon Jackson's chief backup with Dimitri Nance declared inactive, and responded with 73 yards on 18 carries...Yardage total was the most for a Green Bay rookie RB in his first game since Ralph Earhart had 78 in his debut at Boston, 9/17/48...Attempts tied Jackson (vs. Phil. in Week 1) for the most carries in 2010...Had strong showing on 17-play, 74-yard drive in the fourth quarter that milked 8:35 off the clock. Carried the ball nine times for 35 yards on the march and picked up a pair of first downs. Also shook loose for a 16-yard burst by bouncing out around the right end...Had six rushes for 29 yards in the first half...Also played on special teams, including fielding a pair of short kickoffs and returning them for a 12.5 avg.

►at **Detroit (12/12)**: Had six carries for 8 yards.

## 16 Brett Swain, WR, 2nd Year, San Diego State

Key contributor on special teams has six tackles on the coverage units in 2010, and in recent weeks has seen more action on offense in multiple-WR sets...Had the first reception of his career at New York, Oct. 31, and for the season has five grabs for 66 yards (13.2 avg.)...A seventh-round draft choice in 2008, made the roster as the No. 5 WR in 2009 but suffered a season-ending knee injury while covering a kickoff in Week 7 at Cleveland and was placed on injured reserve.

►at **Philadelphia (9/12)**: Contributed on special teams.

►vs. **Buffalo (9/19)**: Played on special teams and credited by special teams coaches for his physical play while blocking on kickoff returns.

►at **Chicago (9/27)**: Played on special teams.

►vs. **Detroit (10/3)**: Played on special teams and had one tackle.

►at **Washington (10/10)**: Played on special teams.

►vs. **Miami (10/17)**: Had one special teams tackle.

►vs. **Minnesota (10/24)**: Posted one special teams stop.

►at **New York Jets (10/31)**: With Donald Driver suffering an injured quadriceps, saw extended action at WR and had one catch for 12 yards, the first reception of his career...Also had a tackle on special teams.

►vs. **Dallas (11/7)**: Part of the rotation at WR with starter Donald Driver on the inactive list with a quadriceps injury...Had one grab for 2 yards.

►at **Minnesota (11/21)**: Had one catch for zero yards.

►at **Atlanta (11/28)**: With offense utilizing no-huddle and five-WR set extensively throughout the contest, saw extended playing time, and posted career highs with two receptions for 40 yards...Shook loose for a 31-yard catch off a slant in the second quarter, cutting inside a defender after a short reception and breaking for a long gain.

►vs. **San Francisco (12/5)**: Had one special teams tackle.

►at **Detroit (12/12)**: Had one catch for 12 yards.

## 65 Mark Tauscher, T, 11th Year, Wisconsin

A solid veteran who opened the season as the Packers' starter at RT for the 10th time in the last 11 years, but was not able to overcome a mid-season shoulder injury and placed on injured reserve, Nov. 12...Inactive for five games with a shoulder injury...Started eight games at RT in 2009 after joining the team in Week 6 following rehabilitation of a season-ending knee injury that caused him to miss the final three games of 2008...In the seven-game span that ensued, he helped the line allow just 10 sacks after giving up 41 in the first nine contests.

►at **Philadelphia (9/12)**: Started at RT.

- ▶**vs. Buffalo (9/19):** Started the 130th game of his career...Part of an offensive line that held the Bills without a sack.
  - ▶**at Chicago (9/27):** Started at RT.
  - ▶**vs. Detroit (10/3):** Started at RT, the 134th game played of his career.
  - ▶**at Washington (10/10) – vs. Dallas [11/7]:** Inactive (shoulder).
- TRANSACTION: Placed on injured reserve, Nov. 12, (shoulder).

## 28 Brandon Underwood, CB, 2nd Year, Cincinnati

Young defender who appeared primed to be the team's nickel CB, but got off to a slow start because of the shoulder injury that he suffered in the preseason vs. Indianapolis (Aug. 26)...Has seen action in nine games, all on special teams, and has eight stops...Appeared in 11 games as a rookie in 2009, mostly on special teams, where he posted nine tackles.

- ▶**at Philadelphia (9/12):** Inactive (shoulder).
- ▶**vs. Buffalo (9/19):** Inactive (shoulder).
- ▶**at Chicago (9/27):** Played for the first time this season, on special teams.
- ▶**vs. Detroit (10/3):** Played on special teams and had two tackles.
- ▶**at Washington (10/10):** Played on special teams and had a tackle.
- ▶**vs. Miami (10/17):** Played on special teams and had one assisted tackle.
- ▶**vs. Minnesota (10/24):** Played on special teams.
- ▶**at New York Jets (10/31):** Inactive.
- ▶**vs. Dallas (11/7):** Played on special teams and had one tackle.
- ▶**at Minnesota (11/21):** Inactive.
- ▶**at Atlanta (11/28):** Played on special teams and had a pair of tackles.
- ▶**vs. San Francisco (12/5):** Played on special teams and had one tackle on kickoff coverage, stopping WR Ted Ginn.
- ▶**at Detroit (12/12):** Played on special teams.

## 93 Erik Walden, LB, 3rd Year, Middle Tennessee State

Signed Oct. 27 and has played in 33 career games...Drafted in the sixth round (167th overall) by the Dallas Cowboys in 2008, was claimed by Kansas City after being released by Dallas in the final roster cutdown in August 2008...Played in nine games for the Chiefs in 2008 before being released in November of that season, and was then claimed by Miami, where he appeared in six games...Played in 11 games for the Dolphins in 2009 and two contests for Miami earlier this season.

- ▶**at New York Jets (10/31):** Played briefly on defense, at RDE in pass-rushing situations, and also on special teams...Had one tackle on kickoff coverage.
- ▶**vs. Dallas (11/7):** Appeared in 14 plays on defense, primarily in the fourth quarter, and posted two tackles...Also had a stop on special teams.
- ▶**at Minnesota (11/21):** Played on special teams and had one tackle...Also appeared on defense in nickel packages and in the final quarter.
- ▶**at Atlanta (11/28):** Played on special teams and had one tackle and one assisted stop on the coverage units.
- ▶**vs. San Francisco (12/5):** Played on special teams, and briefly on defense... Had one tackle on punt coverage.
- ▶**at Detroit (12/12):** Saw his most extensive action of the season on defense after Frank Zombo went down with a knee injury in the second half... Participated in 17 plays and had a pair of tackles...Also played on special teams, and earned high marks for his blocking on the return units.

## 63 Scott Wells, C, 7th Year, Tennessee

Consistent starter at C is considered by the coaching staff to be one of the top players on the offensive front...Has opened 27 straight contests... Earlier this season reached the 75th start of his career.

- ▶**at Philadelphia (9/12):** Started at C.
- ▶**vs. Buffalo (9/19):** Started at C...Part of an offensive line that did not allow a sack.
- ▶**at Chicago (9/27):** Started at C, as the Packers did not allow a sack for the second straight week.
- ▶**vs. Detroit (10/3):** Opened game at C.
- ▶**at Washington (10/10):** Started at C.
- ▶**vs. Miami (10/17):** Started at C.
- ▶**vs. Minnesota (10/24):** Started at C, part of an offensive line that did not allow a sack...The 75th start of his career.
- ▶**at New York Jets (10/31):** Started at C.
- ▶**vs. Dallas (11/7):** Started and part of an offensive front that only allowed

one sack.

- ▶**at Minnesota (11/21):** Started at C...Part of an offensive line that paved the way for an excellent day for the offense, including 20 first downs, 374 net yards and 33:16 time of possession.
- ▶**at Atlanta (11/28):** Started at C, the 90th game of his NFL career.
- ▶**vs. San Francisco (12/5):** Started at C, helping pave the way for a rushing attack that recorded 136 yards, and an offense that had 410 net yards and held the ball for 37:11.
- ▶**at Detroit (12/12):** Started at C.

## 57 Matt Wilhelm, LB, 8th Year, Ohio State

Signed Oct. 26 to bolster the linebacker corps, the 6-foot-4, 247-pound veteran has played in 86 career games with 23 starts...Drafted in the fourth round (112th overall) by San Diego in 2003...Played in 71 games, including 21 starts with the Chargers from 2003-08...Also played in 11 games with one start last season with San Francisco.

- ▶**at New York Jets (10/31):** Played on special teams.
- ▶**vs. Dallas (11/7):** Played on special teams.
- ▶**at Minnesota (11/21):** Played on special teams.
- ▶**at Atlanta (11/28):** Played on special teams, notching one solo stop and one assisted tackle on the kickoff coverage unit.
- ▶**vs. San Francisco (12/5):** Inactive.
- ▶**at Detroit (12/12):** Inactive.

## 38 Tramon Williams, CB, 4th Year, Louisiana Tech

Rangy CB has started every game in 2010 and has 55 tackles (48 solo), a club-leading five INTs (78 yards in returns), five tackles for a loss, a sack, two fumble recoveries and a team-high 19 passes defended...Tied for sixth in the NFL in interceptions...With his excellent play this season, has started to earn a reputation as one of the NFL's best CBs...Recently rewarded with a long-term contract extension...Also serves as the club's punt returner, with 30 returns for 243 yards (8.1 avg.), with a long of 52...Versatile and unselfish performer has added five tackles on the special teams units... Coaching staff has proclaimed him the top cover corner on the club this season, high praise for a secondary that also includes reigning Defensive Player of the Year Charles Woodson...Selected to the mid-season All-Pro team by the *Dallas Morning News*...Promoted to the starting lineup in 2009 at RCB in Week 12 after Al Harris suffered a season-ending knee injury, and the coaching staff now considers him one of the entire defense's top performers.

- ▶**at Philadelphia (9/12):** Had a pair of tackles for a loss and broke up three passes while the Packers held the Eagles to under 200 yards passing... Also recovered a fumble by RB Eldra Buckley in the third quarter at the Green Bay 38 that was forced by Charles Woodson...Returned one punt for 10 yards, going over 300 yards for his career...Efforts of the secondary combined to hold Eagle WR stalwarts Jeremy Maclin and DeSean Jackson to eight catches for 68 yards.
- ▶**vs. Buffalo (9/19):** Started at RCB, recording four tackles, and also returned three punts for 22 yards (7.3 avg.)...Appeared in the 50th NFL game of his career, all with Green Bay. Has played in every game since making the active roster in 2007 after spending the end of 2006 on the practice squad, and has opened the last 10.

- ▶**at Chicago (9/27):** Started and had a team-high seven stops (five solo), two tackles for a loss and a sack...Made a key hit on Bears WR Earl Bennett at the Green Bay 1 to keep the Chicago player out of the end zone on third down, and on the next play the Bears would fail to score on an incomple- tion, turning the ball over on downs...Recorded the second sack of his career, dumping QB Jay Cutler for a 5 yard loss in the second quarter on a drive where the Bears were forced to punt...Also returned a punt for 10 yards.

- ▶**vs. Detroit (10/3):** Started at RCB, recording a pair of tackles and tying for the team lead with three passes defended.

- ▶**at Washington (10/10):** Turned in a top performance in a losing effort, post- ing two tackles, deflecting a pass and an INT with a 64-yard return...Also had five punt returns for 75 yards, including a 52-yard burst...Became only the third player since the NFL-AFL merger in 1970 to record an INT of 60 yards or more and a punt return of 50 yards or more in the same contest,



joining CB Deion Sanders (9/21/98) and CB Darrent Williams (9/13/05)... INT return came at the end of regulation, when he hauled in the final heave by QB Donovan McNabb at the Green Bay 3 and weaved through traffic before finally being tripped up at the Washington 33...Punt return was fielded at the Green Bay 15 in the second quarter, and he accelerated down the right sideline before finally being pushed out of bounds, again at the Washington 33.

►vs. **Miami (10/17)**: Posted seven stops (all solo), including one for a loss, and an INT...Picked off Miami QB Chad Henne in the first quarter at the Green Bay 14, both stopping a Dolphins' scoring opportunity with 1:17 remaining and setting up an 86-yard TD reception by WR Greg Jennings on the following play...Marked the third straight year he posted consecutive games with an INT.

►vs. **Minnesota (10/24)**: Put together another strong performance, participating in 64 plays – spending only four less than every Minnesota offensive snap on the field – and posting four tackles (three solo) and a pass defended...Helped hold QB Brett Favre to a 50.4 QB rating, and WR duo of Randy Moss and Percy Harvin to a combined eight receptions for 95 yards, with one TD.

►at **New York Jets (10/31)**: Turned in another sparkling performance against top competition, recording five tackles (all solo), an INT, a forced fumble, a fumble recovery and two passes defended...Recovered a fumble forced by LB Frank Zombo on the first play of the second quarter, ending a promising drive for the Jets at the Green Bay 33...Caused a fumble by RB LaDainian Tomlinson later in the second quarter that the RB recovered...With under five minutes remaining in the first half, intercepted QB Mark Sanchez on an inside slant to Jerricho Cotchery at the Green Bay 40. Stripped the ball away from the WR after the quick slant as they both rolled to the turf, and a replay challenge upheld the ruling on the field...Third game out of the last four that he recorded an INT.

►vs. **Dallas (11/7)**: Started at RCB and had six solo stops and a pair of passes defended.

►at **Minnesota (11/21)**: A key contributor in a masterful performance for the defense...Had three tackles (two solo), an INT and two passes defended...Biggest play came late in the second quarter, with the Vikings on a promising drive and Packers holding a 10-3 lead. Stepped in front of a slant intended for Harvin at the Green Bay 18, and returned it 14 yards. The INT gave the Packers offense the ball with 1:03 remaining, enough time to march for a quick TD. The drive was capped by a three-yard scoring grab by WR James Jones with five seconds remaining in the half...Returned a punt 13 yards in the third quarter.

►at **Atlanta (11/28)**: Posted nine tackles, tying for the lead among defensive backs, and had a pass defended...Seven of his stops were solo tackles...Participated in 52 plays.

►vs. **San Francisco (12/5)**: Had two tackles while participating in 49 plays, and added a pass defended...Defense held 49ers to only 10 completions and 194 yards, with a passer rating of 64.4...WRs Michael Crabtree, Ted Ginn and Josh Morgan combined for three catches for 45 yards.

►at **Detroit (12/12)**: Had a pair of tackles (one solo), two passes defended and an INT, picking off QB Drew Stanton 5 yards deep in the end zone in the first quarter. Stanton was flushed from the pocket by LB Frank Zombo, and the Lions' eight-play drive ended at the Green Bay 27 with 8:54 remaining in the opening quarter.

## 98 C.J. Wilson, DE, Rookie, East Carolina

Rookie made the final roster as the sixth defensive lineman and had played primarily on special teams until vs. Miami, and then became a key member of the defensive line rotation against Minnesota with the injury to DE Cullen Jenkins...Has 20 tackles this season (12 solo)...Even with the veteran DE's return to the lineup, turned in another productive performance at New York, and his now firmly established as a key part of the defensive line rotation...A highly productive 4-3 DE at East Carolina, playing in 54 games and posting 27 sacks.

►at **Philadelphia (9/12)**: Inactive.

►vs. **Buffalo (9/19)**: Reserve at DE, had a tackle and a QB hit.

►at **Chicago (9/27)**: Played on defense.

►vs. **Detroit (10/3)**: Played on special teams.

►at **Washington (10/10)**: Participated primarily on special teams, and saw action on four plays on defense.

►vs. **Miami (10/17)**: Saw his first extended action of the season on defense, starting the first game of his career, participating in 27 plays and recording four tackles (two solo)...Top play came when he met RB Ricky Williams in a crease, stopping the RB in his tracks after a 1-yard gain.

►vs. **Minnesota (10/24)**: After Jenkins suffered a calf injury while warming up prior to the contest, unexpectedly became a key part of the defensive front, participating in 40 plays...Posted a career-high nine tackles (five solo) and a QB hit...Biggest play came on LB Desmond Bishop's third-quarter INT, when Wilson drilled QB Brett Favre as he stepped up to throw the ball to WR Randy Moss. Under Wilson's heavy pressure, Favre instead tossed it right to Bishop, who returned it 32 yards for a TD. The play gave Green Bay a 28-17 lead.

►at **New York Jets (10/31)**: Continued his rapid emergence as an important component of the defensive front, starting and recording three tackles (two solo), one tackle for a loss and a QB hit.

►vs. **Dallas (11/7)**: Participated in 18 plays and had three tackles (two solo), a sack and a QB hit...Dropped QB Jon Kitna for a sack on the game's last play.

►at **Minnesota (11/21)**: Participated in 20 plays and had one QB pressure in a banner day for the defense.

►at **Atlanta (11/28)**: Played on defense, participating in six plays.

►vs. **San Francisco (12/5)**: Participated in 11 plays on defense.

►at **Detroit (12/12)**: Participated in 10 plays.

## 21 Charles Woodson, CB, 13th Year, Michigan

In 2010, the veteran CB has continued to be one of the club's most indispensable players as an encore to 2009, when he was voted the NFL Defensive Player of the Year...In 2010, ranks third on the team with 89 tackles (69 solo) and also has nine passes defended, seven tackles for a loss, four forced fumbles, a sack, a fumble recovery and two INTs, including one with a TD return...Two INTs in 2010 give him 30 since joining the Packers in 2006...Had a 48-yard INT return for a TD vs. Detroit, his eighth since arriving in Green Bay, breaking a tie with Herb Adderley (seven, 1961-69) to move into sole possession of first in club record books. It was his ninth defensive score as a Packer, which extended his team record, and the 10th INT return for a TD in his career (two with Oakland)...The 10th INT return for a score moved him into the No. 3 spot in NFL history, trailing only Rod Woodson (12) and Darren Sharper (11)...The only player in NFL history to score on an INT return in five straight seasons...Currently has 47 career INTs, with more than half (30) coming in his four-plus seasons in Green Bay...In 2009 selected to the Pro Bowl for the sixth time and for the second straight season with a career-high nine INTs and a team-high four forced fumbles...Honored as NFC Defensive Player of the Week after his performance vs. Detroit, the fourth time he has won the award, including twice last season (Weeks 10 and 12)...Also was named NFC Defensive Player of the Month three times in 2009, an unprecedented achievement.

►at **Philadelphia (9/12)**: Started at LCB and rarely exited the field, leading the secondary with five tackles, causing a fumble and notching a pass defended...Appeared to have his first INT of 2010 early in the second quarter, but the play was reversed on an opponent's challenge...On the Eagles' first drive of the second half, forced a fumble by RB Eldra Buckley that was recovered by Tramon Williams at the Green Bay 38. The turnover led to a 62-yard TD drive for the Packers...Efforts of the secondary combined to hold Eagle WR stalwarts Jeremy Maclin and DeSean Jackson to eight catches for 68 yards.

►vs. **Buffalo (9/19)**: Despite missing practice time with an injured toe, participated in nearly every play and had five stops (four solo), a tackle for a loss and a QB hit...Game was the 170th of his NFL career.

►at **Chicago (9/27)**: Had five tackles (four solo), two tackles for a loss, a forced fumble and a QB hit...On a second-quarter drive, filled a crease off left tackle to dump RB Matt Forte for a 7-yard loss on first down, and the Bears were forced to punt two plays later.

►vs. **Detroit (10/3)**: Turned in a memorable performance, with a career-high 14 tackles (11 solo), three passes defended, and an INT with a 48-yard return for a TD in the third quarter...Named NFC Defensive Player of the

Week...Made the diving INT of QB Shaun Hill pass intended for WR Calvin Johnson at the Lions 48, jumped to his feet and ran down the right sideline between blockers before leaping into the end zone...Became the first player in NFL history to post an INT for a TD three straight seasons against the same team, having picked off passes for TDs each of the last two seasons against the Lions at Ford Field...Also made three crucial plays on the Lions' final drive, dropping RB Jahvid Best for a 1-yard gain, and breaking up consecutive passes to Johnson to force a punt at the Green Bay 37. The Packers were able to run out the remaining 6:32 to clinch the victory.

►**at Washington (10/10):** Started at LCB and had seven tackles and a pass defended...Part of a defensive effort that held Washington to just 51 yards rushing on 21 carries...Upended RB Ryan Torain on the Redskins' first play from scrimmage for no gain, and on the following play DT B.J. Raji stuffed Torain for a 1-yard loss. The next snap sailed over QB Donovan McNabb's head for a loss of 22. The defensive stand forced a Washington punt after a Packers' fumble and return to the Green Bay 21 on the game's second play.

►**vs. Miami (10/17):** Posted eight tackles (six solo)...Injured briefly late in the contest but returned to action.

►**vs. Minnesota (10/24):** Started at LCB, the 175th game of his NFL career... Posted nine stops (six solo) and a tackle for a loss...Met RB Adrian Peterson in a crease and dropped him for a 1-yard loss on the Vikings' final possession...Helped hold QB Brett Favre to a 50.4 QB rating, and WR duo of Randy Moss and Percy Harvin to a combined eight receptions for 95 yards, with one TD.

►**at New York Jets (10/31):** Recorded four tackles (three solo), an INT and a pair of passes defended...Made one of the biggest plays of the game, with an INT with 10:34 remaining in the contest. Stripped the ball away from Dustin Keller for an INT, arriving in unison with the ball and ripping it from the TE's arms for the turnover as both players fell to the turf at the Green Bay 43. Packers would march 34 yards on the ensuing drive, with K Mason Crosby adding a 41-yard FG to push the lead to 6-0...It was his 30th INT since joining the Packers in 2006...70th start, and game played, since arriving in Green Bay in 2006.

►**vs. Dallas (11/7):** Had another sparkling performance, posting five stops, two tackles for a loss, a sack, a QB hit and a forced fumble...Recorded his first sack of the season in the third quarter, dumping QB Jon Kitna for a 6-yard loss to force a Dallas punt. The Packers would march for a TD on their next drive for a 35-7 lead...In the fourth quarter, stopped WR Dez Bryant for a 2-yard loss on a screen pass and RB Marion Barber on a draw for a 1-yard loss on successive plays.

►**at Minnesota (11/21):** Contined his streak of big games for the club, tying for the lead among the defensive backs with seven stops (six solo) and adding a QB hit and a forced fumble...With Minnesota leading 3-0, ended a potential scoring drive for the Vikings in the second quarter, stripping RB Toby Gerhart after a reception of a short pass. LB A.J. Hawk recovered the loose ball at the Green Bay 35...Forced fumble tied his career-high for a season.

►**at Atlanta (11/28):** Had seven tackles (all solo), including one for a loss... Slipped through a crease in the third quarter to team with LB Frank Zombo to drop RB Jason Snelling quickly after a handoff.

►**vs. San Francisco (12/5):** Played every defensive snap, recording four tackles (three solo) and a pass defended...The 180th regular-season game of his NFL career.

►**at Detroit (12/12):** Had nine tackles (six solo) and a pass defended while playing every defensive snap.

## 94 Jarius Wynn, DE, 2nd Year, Georgia

Signed Sept. 14th to provide depth to the defensive front after the injury to DE Justin Harrell...Played in 11 games in 2009 as a rookie, seeing action primarily in nickel packages as a pass rusher and on special teams... Released by Packers Sept. 4 in final roster reduction heading into the 2010 season...Selected by the Packers with the first of two sixth-round picks (182nd overall) out of Georgia in 2009.

►**vs. Buffalo (9/19):** Part of the rotation on the defensive front, notching one tackle.

►**at Chicago (9/27):** Played on special teams.

►**vs. Detroit (10/3):** Inactive.

►**at Washington (10/10):** Inactive.

►**vs. Miami (10/17):** Saw his most extended action of the season on defense, participating in 18 plays and posting a tackle.

►**vs. Minnesota (10/24):** With DE Cullen Jenkins sidelined while warming up prior to the game, played a bigger role than anyone expected, participating in 36 plays and notching three tackles and the game's only sack with the Packers down to only three healthy defensive linemen...Sack of QB Brett Favre came in the fourth quarter, when Wynn fought through two blockers to dump Favre for six-yard loss with 1:12 remaining. It was the first time the Packers had sacked Favre over the last three games...The sack, on the Vikings' final possession, moved Minnesota back to the Green Bay 41 as the Packers clung to a 28-24 lead.

►**at New York Jets (10/31):** Participated in seven plays on defense as part of the line rotation and also played on special teams.

►**vs. Dallas (11/7) – vs. San Francisco (12/5):** Inactive.

►**at Detroit (12/12):** Participated in eight plays and had a QB pressure.

## 58 Frank Zombo, LB, Rookie, Central Michigan

After making the team as a non-drafted free agent, has quickly emerged as a defensive contributor and has started eight contests...Has become a consistent starter at ROLB with the season-ending injury to Brad Jones (knee)...In 2010, has recorded 67 tackles (44 solo), four sacks, six tackles for a loss, two forced fumbles and seven QB hits...Former college DE who made the transition to OLB and earned his way onto the roster by making opportunistic plays throughout the preseason...A four-year letterman and three-year starter at Central Michigan, finished career ranked second in school history with 25.5 sacks and was an All-Mid-American Conference choice in 2009.

►**at Philadelphia (9/12):** Only appeared in four plays from scrimmage in his first NFL game, but registered his first sack, dropping QB Michael Vick for an 8-yard loss with 11 minutes remaining in the contest...Became the first Packers rookie to post a sack in his first game since DE Jamal Reynolds in 2001...Also played on special teams.

►**Buffalo (9/19):** Played on special teams and on defense.

►**at Chicago (9/27):** With Brad Jones on inactive list with an injured knee, started the first game of his career and had four tackles, a tackle for a loss, a sack and a QB hit...Second sack of his career came on the third play from scrimmage, when he drilled QB Jay Cutler for a 10-yard loss.

►**vs. Detroit (10/3):** Started at ROLB and had six tackles and a tackle for a loss.

►**at Washington (10/10):** Played in reserve after starting the previous two weeks, and had two tackles while appearing in 30 plays...Also played on special teams.

►**vs. Miami (10/17):** Played extensively throughout the second half after the injury to OLB Brady Poppinga in the second quarter...Finished with seven tackles (four solo).

►**vs. Minnesota (10/24):** With the Packers down to three healthy defensive linemen, played some defensive end during the game...Participated in 15 plays in the contest and had two solo tackles...Also played on special teams.

►**at New York Jets (10/31):** Started at ROLB and also saw action at DE with the injury-depleted defensive line...Played 65 plays and had a career-high nine tackles (five solo), a forced fumble, a QB hit and a pressure...Caused a fumble in the second quarter, ending a promising Jets drive after stripping Brad Smith while New York operated out of the 'wildcat' formation. Dropped the WR at the Green Bay 29, and the loose ball was recovered by CB Tramon Williams.

►**vs. Dallas (11/7):** Started at ROLB and tied for the team lead with six stops (five solo), including one for a loss...Also had a QB hit.

►**at Minnesota (11/21):** Part of a stellar defensive effort, started at ROLB and tied for the team lead with eight stops (six solo), the second-highest tackle total of his brief career...Added a QB pressure...Snuffed out a short pass play to Visanthe Shiancoe in the fourth quarter, dropping the TE immediately for no gain.

►**at Atlanta (11/28):** Put together perhaps his finest all-around performance to date, posting 11 stops (eight solo), a tackle for a loss, a sack, a QB hit and a forced fumble...Dropped QB Matt Ryan for an 11-yard sack in the

first quarter, forcing a punt on the next play. The Packers would march for a FG on the ensuing drive...Helped force another punt in the fourth quarter, wrapping up RB Gartrell Johnson after a short reception and punching the ball from his arms for a fumble on third-and-4. The ball trickled out of bounds at the Green Bay 35.

►**vs. San Francisco (12/5):** Started at ROLB and had another solid outing, posting five tackles (four solo), a sack, a tackle for a loss, a QB hit and a pressure...Early in the second quarter, tripped up QB Troy Smith following a 2-yard gain after he was flushed from the pocket at the Green Bay 8. The third down play forced the 49ers to settle for a FG to take a 6-0 lead... Sacked Smith early in the fourth quarter, dropping the QB for a 4-yard loss on third-and-2 at the Green Bay 45. After a punt out of the end zone, the Packers would embark on a 17-play, 74-yard drive that would milk 8:35 off the clock. Capped by a 24-yard FG by K Mason Crosby, the methodical march would effectively end all of San Francisco's comeback aspirations.

►**at Detroit (12/12):** Suffered a knee injury in the second half and did not return, but prior had six tackles (two solo)...Also posted a pressure, flushing QB Drew Stanton from the pocket on CB Tramon Williams' INT in the first quarter. Williams picked off Stanton 5 yards deep in the end zone, ending the Detroit drive at the Green Bay 27.