



0:39

PACKERS



**ATLANTA
FALCONS**

PACKERS WEEKLY MEDIA INFORMATION PACKET

**DIVISIONAL PLAYOFFS - GREEN BAY PACKERS AT ATLANTA FALCONS
SATURDAY, JANUARY 15, 2011 @ 7:15 PM CST - GEORGIA DOME**

Green Bay CB Tramon Williams' game-clinching interception with :33 remaining in last Sunday's NFC Wild Card matchup at Philadelphia sealed a 21-16 victory for the Packers over the Eagles. The win gave the franchise its first on the road in the postseason since defeating the San Francisco 49ers in the 1997 NFC Championship Game.



THE DOPE SHEET

OFFICIAL PROGRAM AND PUBLICATION, ACME-PACKERS FOOTBALL TEAM.

Packers Public Relations • Lambeau Field Atrium • 1265 Lombardi Avenue • Green Bay, WI 54304 • 920/569-7500 • 920/569-7201 fax
Jeff Blumb, Aaron Popkey, Sarah Quick, Ricky Zeller, Jonathan Butnick, Tom Fanning, Mike Spofford, Duke Bobber

VOL. XII; NO. 25

GREEN BAY, JAN. 11, 2011

DIVISIONAL PLAYOFF

GREEN BAY (11-6) AT ATLANTA (13-3)
Saturday, Jan. 15 • Georgia Dome • 7:15 p.m. CST

PACKERS HEAD TO ATLANTA FOR NFC DIVISIONAL MATCHUP

For the second straight week, the Packers will go on the road for a post-season game that is a rematch from the regular season, this time an NFC Divisional contest against the Atlanta Falcons at the Georgia Dome.

- ▶ Green Bay traveled to Atlanta in Week 12, a 20-17 Falcons win that ended on a 47-yard Matt Bryant field goal in the closing seconds.
- ▶ On Sunday, the Packers beat the Eagles, 21-16, as Green Bay joined the 1981 N.Y. Giants as the only team to win twice at Philadelphia, including playoffs, in the same season.
- ▶ It was the Packers' first road postseason win since a 23-10 victory at San Francisco in the 1997 NFC Championship on Jan. 11, 1998.
- ▶ Saturday's game will be the third postseason matchup between the Packers and Falcons and the first ever in Atlanta. The teams have met twice before in NFC Wild Card games at Lambeau Field, the first on Dec. 31, 1995, and the other on Jan. 4, 2003. Green Bay won the '95 contest, 37-20, while the Falcons won the more recent matchup, 27-7.
- ▶ It will be just the third meeting between the teams in Atlanta in the past 18 seasons. Green Bay's Week 12 visit was the first since 2005, but prior to that the most recent game there was on Oct. 4, 1992.
- ▶ The all-time series is deadlocked at 13-13, which includes the two playoff meetings (1-1).
- ▶ Saturday will mark the first time since 1993 that the Packers have played two postseason road contests in a season (at Detroit and at Dallas). That was also the only other time in franchise history that Green Bay played road games against two teams in the regular season and postseason.
- ▶ The Falcons were 7-1 at the Georgia Dome this season, their lone defeat coming to New Orleans in Week 15 on the way to a 13-3 record and the No. 1 seed in the NFC. Atlanta's home record of 20-4 (.833) since 2008 is the best in the conference and No. 2 in the NFL behind only New England (21-3, .875).
- ▶ Atlanta is 2-0 in postseason games at the Georgia Dome and 3-1 all-time at home in the playoffs, with the most recent contest coming against the St. Louis Rams on Jan. 15, 2005, in an NFC Divisional Playoff.



WITH THE CALL

FOX Sports, now in its 17th season as an NFL network television partner, will broadcast the game to a national audience.



- ▶ Play-by-play man **Joe Buck** and color analyst **Troy Aikman** will have the call from the broadcast booth with **Pam Oliver** and **Chris Myers** reporting from the sidelines.
- ▶ Milwaukee's WTMJ (620 AM), airing Green Bay games since 1929, heads up the 53-station Packers Radio Network, with **Wayne Larrivee** (play-by-play) and two-time Packers Pro Bowler **Larry McCarren** (color) calling the action. The duo enters its 12th season of broadcasts together across the Packers Radio Network, which covers 43 markets in five states.
- ▶ Westwood One radio will air the game across the country. **Ian Eagle** (play-by-play) and **Tony Boselli** (analyst) will call the action with **Scott Kaplan** reporting from the sidelines, and **Scott Graham** hosts pregame and halftime shows.
- ▶ Univision Radio will also broadcast the game with **Jorge Perez Navarro** (play-by-play) and **Joaquin Duro** (color) calling the action.
- ▶ For out-of-town listeners, the broadcast is available on Sirius Satellite Radio (channel 124) as part of the network's NFL Sunday Drive.

POSTSEASON SUCCESS

Green Bay's 26th postseason berth in team history marks the franchise's 13th appearance in the last 18 seasons and the third in the past four years under Head Coach **Mike McCarthy**.



- ▶ Saturday will be the second NFC Divisional contest for the Packers in the past four seasons. Green Bay is 4-5 all-time in the Divisional round.
- ▶ The Packers' 26 playoff appearances rank tied for No. 4 in NFL history behind only the N.Y. Giants and Dallas (30 each) and Cleveland/L.A./St. Louis Rams (27).
- ▶ Green Bay's win at Philadelphia this past Sunday was its 26th in the postseason, third most in NFL history. The Packers are now tied with San Francisco and Oakland for the most playoff victories behind Dallas (33) and Pittsburgh (31).
- ▶ The Packers own the league's third best postseason winning percentage (.619, 26-16) among NFL teams behind Baltimore (.643, 9-5) and Pittsburgh (.620, 31-19), who face off on Saturday.
- ▶ Green Bay is 4-3 this season against 2010 playoff teams, with three of its wins coming on the road (Philadelphia, Week 1 and NFC Wild Card; N.Y. Jets, Week 8). The Falcons are also 4-3 on the year against '10 playoff teams.
- ▶ The Packers (2007, 2009, 2010) are one of only two teams in the NFC to advance to the postseason in three of the past four seasons, with the Eagles (2008-10) the other team to do so.
- ▶ Since realignment in 2002, the Packers are tied for No. 2 in the NFC (with Seattle) with six playoff appearances behind only Philadelphia (seven).

PRESEASON

Date	Opponent	Time	TV
Sat., Aug. 14	CLEVELAND BROWNS (Gold Pkg.)	L, 24-27	(68,958)
	(Midwest Shrine Game)		
Sat., Aug. 21	at Seattle Seahawks	.W, 27-24	(65,586)
Thu., Aug. 26	INDIANAPOLIS COLTS	.W, 59-24	(68,987)
	(Bishop's Charities Game)		
Thu., Sept. 2	at Kansas City Chiefs	L, 13-17	(63,843)

REGULAR SEASON

Date	Opponent	Time	TV
Sun., Sept. 12	at Philadelphia Eagles	.W, 27-20	(69,144)
Sun., Sept. 19	BUFFALO BILLS	.W, 34-7	(70,741)
Mon., Sept. 27	at Chicago Bears	L, 17-20	(62,179)
Sun., Oct. 3	DETROIT LIONS (Gold Pkg.)	.W, 28-26	(70,729)
Sun., Oct. 10	at Washington Redskins	L, 13-16+	(87,760)
Sun., Oct. 17	MIAMI DOLPHINS	L, 20-23+	(70,815)
Sun., Oct. 24	MINNESOTA VIKINGS	.W, 28-24	(71,107)
Sun., Oct. 31	at New York Jets	.W, 9-0	(78,484)
Sun., Nov. 7	DALLAS COWBOYS (Gold Pkg.)	.W, 45-7	(70,913)
Sun., Nov. 14	Open Date		
Sun., Nov. 21	at Minnesota Vikings	.W, 31-3	(64,120)
Sun., Nov. 28	at Atlanta Falcons	L, 17-20	(68,204)
Sun., Dec. 5	SAN FRANCISCO 49ERS	.W, 34-16	(70,575)
Sun., Dec. 12	at Detroit Lions	L, 3-7	(57,659)
Sun., Dec. 19	at New England Patriots	L, 27-31	(68,756)
Sun., Dec. 26	NEW YORK GIANTS	.W, 45-17	(70,649)
Sun., Jan. 2	CHICAGO BEARS	.W, 10-3	(70,833)

+ - overtime

POSTSEASON

Date	Opponent	Time	TV
Sun., Jan. 9	at Philadelphia Eagles	.W, 21-16	(69,144)



PACKERS TEAM NOTES

PRODUCTION ON BOTH SIDES OF THE BALL

Green Bay was one of four teams in the NFL to have both the offense (No. 9) and defense (No. 5) rank among the league's top 10. That is the second straight year the Packers have had both units finish in the top 10 with the 2009 team featuring the No. 6 offense and the No. 2 defense, and the first time Green Bay has accomplished that feat since 1997-98.

- ▶ Green Bay's offense ranked among the league's top 10 for the fifth consecutive season and posted its most prolific performance of the season against the Giants in Week 16 when it recorded a season-high 515 yards, the most since the Packers registered 548 at Oakland on Dec. 22, 2003.
- ▶ Despite missing the Week 15 contest at New England due to a concussion, QB **Aaron Rodgers** finished among the top 10 in nearly every significant passing category for the second straight season.
- ▶ Rodgers spread the ball around, with three wide receivers hitting the 50-catch mark for the first time in franchise history. **Greg Jennings** (76), **Donald Driver** (51) and **James Jones** (50) all posted 50 receptions on the season. The Packers were one of only five NFL teams in 2010 to have three WRs with 50-plus receptions.
- ▶ On the other side of the ball, the Packers posted their best scoring defense mark since the Super Bowl champion team of 1996 (13.1 ppg). Green Bay finished No. 2 in the league by giving up 15.0 points per game, trailing only Pittsburgh (14.5), highlighted by three games where its opponent did not get into the end zone.
- ▶ The Packers also posted 47 sacks, the most by a Green Bay defense since the 2001 team registered 52. With the 47 sacks, the Packers finished tied for No. 2 in the NFL behind only Pittsburgh (48), the highest ranking in franchise history.
- ▶ Green Bay finished No. 6 in the NFL with 32 takeaways, including 24 interceptions (No. 2). It was the second straight 30-plus takeaway season for the Packers, the first time they had accomplished that feat since 2002-03.

HEADING INDOORS

For the second straight season and just the fifth time in franchise history, the Packers will play in a dome in the postseason, an environment they have had some success in during Head Coach **Mike McCarthy's** tenure.

- ▶ Green Bay has had plenty of experience playing indoors, especially of late. Including playoffs, Saturday's contest at Atlanta will be the Packers' ninth dome game in the past two seasons.
- ▶ Since McCarthy took over in 2006, the Packers are 10-5 (.667) in regular-season dome games. That winning percentage ranks tied for No. 1 in the league among teams with eight or more road regular-season dome games. Philadelphia and the N.Y. Giants are both 6-3 (.667) over that span.
- ▶ McCarthy won his first six dome games as a head coach before the Packers fell just short at Minnesota in a 28-27 loss on Nov. 9, 2008.
- ▶ Green Bay's offense has been productive indoors, averaging 370.2 yards of total offense and 28.5 points in the 15 regular-season dome games compared to averages of 357.7 yards per game and 24.2 points per game in outdoor contests over that span. In 10 of the 15 dome games, the Packers posted at least 370 yards of total offense.
- ▶ QB **Aaron Rodgers** has a 106.4 passer rating in 10 career starts in domes, with 2,645 passing yards, 18 TDs and just five INTs on 205-of-307 passing (66.8 percent).
- ▶ Rodgers has registered four 300-yard games in domes in his 10 starts, and has averaged 264.5 passing yards per game despite playing less than a half at Detroit this season in Week 14 (concussion).
- ▶ His 106.4 passer rating indoors since 2008 ranks **No. 1 in the NFL**. He leads the league in yards per attempt at 8.62 and ranks No. 2 in interception percentage at 1.6 (min. 200 attempts).
- ▶ The Packers' defense has done its part as well, posting 31 takeaways (2.1 per game) and six touchdowns in dome games since '06, including five contests with at least three takeaways. That has contributed to Green Bay's plus-10 turnover ratio in dome games since 2006.
- ▶ What made the Packers' Week 11 win at Minnesota more impressive was that it came against a Vikings team that entered the game 17-3 (.850) at home over the past three seasons. The Vikings allowed just 268.2 yards per game and 16.8 points per game in those 20 contests, and the Packers posted 374 yards and 31 points. Green Bay gave up just three points in the game, the fewest ever by a Packers team at the Metrodome.

WITHIN STRIKING DISTANCE

Green Bay's six losses this season came by a combined 20 points, a 3.33 margin of defeat that ranked No. 1 in the NFL.

- ▶ The Packers never lost a game by more than four points this season, but even more impressive, they never trailed by more than seven points at any point in a game this season.
- ▶ According to the Elias Sports Bureau, Green Bay became the **first team since the AFL-NFL merger** in 1970 to never trail by more than seven points in a game at any point in a season, with the 1969 Minnesota Vikings the last to do so.
- ▶ The Packers' 3.33 average margin of defeat was the lowest in franchise history since the 1966 team lost two games by a total of four points (2.0 avg.).
- ▶ In 2010, Baltimore ranked No. 2 (4.00) in the category with Indianapolis checking in at No. 3 (7.17). The next closest teams in the NFC were Atlanta and Philadelphia (7.67).
- ▶ According to STATS, the average margin of defeat in NFL games this season was 11.75, and the average among playoff teams was 10.64. Of the 32 teams in the league, 17 had an average margin of defeat of 10 or more points this season.
- ▶ Green Bay's average of margin of defeat this season was the lowest by a team with five or more losses since San Francisco's 3.00 mark in 1995 when the 49ers finished 11-5.
- ▶ The Packers' average margin of defeat was the lowest by a playoff qualifier since San Diego recorded a 3.00 margin of defeat in its two losses in 2006.
- ▶ Green Bay spent an average of 35:12 per game in the lead this season compared to an average of 9:44 per game trailing its opponents.

STAT OF THE WEEK



- ▶ With his three-touchdown performance Sunday at Philadelphia in his second career playoff start, Packers QB **Aaron Rodgers** etched his name in the NFL postseason record books.
- ▶ Combining Sunday's outing with his four-TD passing game last season at Arizona in an NFC Wild Card contest, Rodgers' seven touchdown passes in his first two postseason starts are the **most in NFL history**. It tops the mark of six that was held by five other quarterbacks.
- ▶ Rodgers connected on 18-of-27 passes (66.7 percent) for 180 yards and three TDs with no INTs against the Eagles on Sunday for a 122.5 passer rating.
- ▶ Along with his 121.4 passer rating against the Cardinals in the playoffs last season (28-of-42, 423 yards, four TDs, one INT), Rodgers became the **first quarterback in league history** to register 120-plus passer ratings in each of his first two playoff starts, according to the Elias Sports Bureau.
- ▶ Rodgers' 122.5 passer rating on Sunday was the third best posted against the Eagles in their playoff history, trailing only Arizona's Kurt Warner (145.7, Jan. 18, 2009) and Oakland's Jim Plunkett (145.0, Jan. 25, 1981). Rodgers' rating was the best ever at Philadelphia in the postseason, topping the previous high posted by Detroit's Don Majkowski (93.5, Dec. 30, 1995).
- ▶ Rodgers' career postseason passer rating of 121.8 ranks **No. 1 in NFL history** among players with 50 or more attempts. He also ranks first in league history with a 98.4 rating in the regular season.



THE DOPE ON THIS WEEK'S OPPONENT:

Packers vs. Atlanta Falcons:

All-time regular season: 12-12-0

All-time, postseason: 1-1

All-time, in Atlanta: 4-8-0

Streaks: The Falcons have won the last two meetings, but since 1974, no team has ever won more than two in a row.

Last meeting, regular season:

Nov. 28, 2010, at Georgia Dome; Falcons won, 20-17

Last meeting, postseason:

Jan. 4, 2003, at Lambeau Field (2002 NFC Wild Card); Falcons won, 27-7

COACHES CAPSULES

Mike McCarthy: 50-34-0, .595, (incl. 2-2 postseason); 5th NFL season

Mike Smith: 33-16-0, .673 (incl. 0-1 postseason); 3rd NFL season

Head to Head: Smith 2-0

vs. Opponent: McCarthy 0-2 vs. Falcons; Smith 2-0 vs. Packers

MIKE MCCARTHY...Is in fifth year as the Packers' 14th head coach.

- ▶ Has led his team to the playoffs three of the past four years.
- ▶ One of only two coaches, along with New Orleans' Sean Payton, to have his offense ranked in the top 10 in total yardage each of the last five years.
- ▶ Was named Packers head coach on Jan. 12, 2006, his first head coaching job after 13 years as an NFL assistant.
- ▶ Honored as the 2007 Motorola NFL Coach of the Year and NFL Alumni Coach of the Year.
- ▶ Became the first Packers coach since Vince Lombardi to lead the team to a championship game in his second season.

MIKE SMITH...Is in third year as the Falcons' 14th head coach.

- ▶ Earned Coach of the Year honors from *The Associated Press* and *Sporting News* in 2008, turning around a 4-12 team and going 11-5 to earn a playoff berth in his first season.
- ▶ Secured the first back-to-back winning seasons in franchise history with a three-game winning streak to close 2009, finishing 9-7.
- ▶ Previously served as defensive coordinator of the Jacksonville Jaguars (2003-07) and as a defensive assistant for the Baltimore Ravens (1999-2002).
- ▶ Before joining the NFL ranks, coached at San Diego State (1982-85), Morehead State (1986) and Tennessee Tech (1987-98). Played LB at East Tennessee (1977-81) and for Winnipeg of the CFL (1982).

THE PACKERS-FALCONS SERIES

- ▶ For a series that began with the Packers cruising to a 56-3 victory over the then-expansion Falcons in their first meeting in 1966, it has evolved into a closely contested rivalry. Including postseason, the series is dead even at 13-13.
- ▶ Over the last decade-plus, Atlanta-Green Bay clashes have proven memorable. In 1994, the Packers defeated Atlanta in the final NFL game in Milwaukee (Dec. 18). QB Brett Favre's lunging, 9-yard TD scramble on the game's final play sealed the 21-17 victory.
- ▶ A scant year later, the Packers and Falcons crossed paths in the post-season for the first time - on Dec. 31, 1995, in Lambeau Field. With RB Edgar Bennett rushing for 108 yards, the NFC Central champion Packers pulled out a 37-20 victory with the aid of a 76-yard scoring punt return by rookie Antonio Freeman.
- ▶ In the 2002 regular season opener (Sept. 8), Favre and Michael Vick fought into overtime, with the Packers prevailing, 37-34. The Falcons, however, exacted revenge with a 27-7 win in the 2002 NFC Wild Card game, Green Bay's first playoff loss in franchise history at Lambeau Field.

NOTABLE CONNECTIONS

Packers WR coach Jimmy Robinson held the same post with the Falcons from 1990-93...Packers CB coach Joe Whitt Jr. broke into the NFL coaching ranks as a DB assistant for the Falcons in 2007...Packers S Charlie Peprah spent part of the 2009 season with Atlanta, appearing in two games for the Falcons...Peprah and Falcons G Justin Blalock were high school teammates from 1999-2000 at Plano East (Texas) Senior High...Peprah was also college teammates with Falcons QB John Parker Wilson at Alabama in 2005...Packers RB Dimitri Nance was on Atlanta's practice

squad before joining the Packers in Week 2 this season...Packers LB Clay Matthews' father, Clay Jr., played three seasons for Atlanta (1994-96)... Packers FB Quinn Johnson and Falcons WR coach Terry Robiskie are cousins...Falcons DB coach Tim Lewis was a first-round draft pick by the Packers in 1983 and played four seasons in Green Bay before his career was cut short due to a neck injury...Packers LB Erik Walden is native to Dublin, Ga., southeast of Atlanta in the central region of the state...Packers def. coord. Dom Capers has familiarity with a trio of Falcons assistants, including asst. special teams coach Eric Sutulovich, who served under Capers when he was the head coach in Houston from 2002-05...Falcons LBs coach Glenn Pires was the quality control and asst. LBs coach when Capers was the def. coord. for the Miami Dolphins from 2006-07, and off. coord. Mike Mularkey served in the same capacity opposite Capers in Miami in 2006 and as the team's TE coach in 2007...Mularkey was the head coach in Buffalo from 2004-05 when current Packers QB coach Tom Clements served as his off. coord. for both seasons...The two also worked together in Pittsburgh from 2001-03 when Mularkey was the off. coord. and Clements the QB coach for the Steelers...Falcons TE Tony Gonzalez's first two NFL seasons were in Kansas City with McCarthy on the Chiefs' offensive coaching staff... Packers LB Matt Wilhelm and Falcons RB Michael Turner and TE Justin Peelle were teammates with the Chargers...Atlanta QB Matt Ryan and Green Bay NT B.J. Raji were teammates at Boston College and top-10 first-round draft picks in successive years (Ryan '08, Raji '09)...Falcons WR Michael Jenkins and Packers LBs A.J. Hawk and Wilhelm were teammates on Ohio State's national championship team in 2002...Green Bay FB John Kuhn and Atlanta CB Brent Grimes both played in college at Shippensburg and were the second and third players, respectively, following retired Green Bay LS Rob Davis, to come to the NFL from that school...Other college teammates include Packers C/G Jason Spitz and Falcons WR Harry Douglas (Louisville), Packers QB Aaron Rodgers and LB Desmond Bishop and Falcons S Thomas DeCoud (California), Packers CB Sam Shields and Falcons LB Spencer Adkins (Miami), Packers LS Brett Goode and Falcons DE Jamaal Anderson (Arkansas), Packers LB Clay Matthews and Falcons T Sam Baker (USC), Packers P Tim Masthay and Falcons DT Corey Peters (Kentucky), Packers WR James Jones and Falcons CB Christopher Owens (San Jose State), and Packers S Nick Collins and Falcons WR Eric Weems (Bethune-Cookman)...Packers college scouting coordinator Danny Mock spent 17 seasons (1980-96) with the Falcons in various roles...Packers asst. director of pro personnel Eliot Wolf worked three scouting internships with the Falcons...Packers asst. director of college scouting Shaun Herock worked summers as a ball boy for the Falcons during his youth and also worked as an intern in Atlanta's scouting department for four consecutive years (1989-92) in college... Packers box office manager Philip Caldwell worked for 13 years in the Falcons' ticket office.

INDIVIDUALLY VS. FALCONS

In four career games against Atlanta, WR Donald Driver has 22 catches for 286 yards and a TD...Combining the '08 and '10 meetings, Green Bay players have the following stats: QB Aaron Rodgers (51-of-72, 657 yards, 4 TDs, 1 INT, 111.9 rating), WR Greg Jennings (9 catches, 206 yards, 1 TD), WR Jordy Nelson (6-75, 1 TD).

LAST MEETING, REGULAR SEASON

- Nov. 28, 2010, at Georgia Dome; Falcons won, 20-17
- ▶ QB Aaron Rodgers fumbled at the goal line and the Falcons recovered in the end zone before responding with an 80-yard drive, capped by a Tony Gonzalez TD catch, just before halftime to take a 10-3 lead.
- ▶ Trailing 17-10 in the fourth quarter, Rodgers (26-of-35, 344 yards, 1 TD, 114.5 rating) led a 16-play, 90-yard drive to tie the game with 56 seconds left. He converted two fourth downs on the drive, including a fourth-and-goal with a 10-yard TD pass to WR Jordy Nelson.
- ▶ Atlanta answered with a 40-yard kickoff return by Eric Weems, and a facemask penalty put the ball on the Green Bay 49 to start the final drive. QB Matt Ryan (24-of-28, 198 yards, 1 TD, 108.0 rating) moved the Falcons into position for Matt Bryant's game-winning 47-yard FG with 9 seconds left.

LAST MEETING, POSTSEASON

- Jan. 4, 2003, at Lambeau Field; Falcons won, 27-7
- ▶ The Packers lost a home playoff game for the first time ever as QB Michael Vick, who threw for 117 yards and ran for 64 of his team's 192 rushing yards, led the Falcons to the '02 NFC Wild Card triumph.
- ▶ Saddled with a long list of injuries, the Packers had a punt blocked and muffed a punt return, leading to two Atlanta TDs and a 21-0 lead early in the second quarter.



PACKERS TEAM NOTES

DEFENSE KEEPING THEM OUT

Having finished No. 2 in the league's final overall rankings and No. 7 in points allowed in 2009, the Green Bay defense enjoyed an even more productive year in 2010 when it came to keeping opponents off the score-board.

- ▶ The Packers ranked **No. 2 in the league** in scoring defense, allowing the opposition an average of just 15.0 points per game, as they trailed only Pittsburgh (14.5) in the category.
- ▶ Including Sunday's 21-16 NFC Wild Card win at Philadelphia, the Packers have allowed **17 or fewer points in 10 of 17 games this season.**
- ▶ Green Bay allowed just 24 TDs, the fewest by the Packers since 19 in 1996, and that total was No. 2 in the NFL behind only the Steelers (22).
- ▶ The No. 2 ranking was the Packers' best mark since they finished No. 1 in the league in that category during the 1996 Super Bowl season (13.1 per game).
- ▶ In the final nine games, the Packers gave up 10.4 points per game, including five contests where they held their opponents to seven points or less. In Week 15 they allowed a season-high 31 points against a New England team that finished No. 1 in the NFL in scoring offense at 32.4 per game, but 14 of those points came courtesy of an INT for a TD and long kickoff return that put New England at Green Bay's 4-yard line.
- ▶ Green Bay finished No. 5 in the NFL in overall defense, allowing an average of 309.1 yards per game, and No. 5 in the league in passing defense at 194.2 yards per game.
- ▶ With the No. 5 ranking this season and a No. 2 ranking in 2009, the Packers finished in the top five in overall defense in consecutive seasons for the first time since 1968-69.
- ▶ After leading the NFL in run defense for the first time in 2009 by allowing a franchise-record 83.3 yards per game, the Packers weren't quite as productive against the run as they finished No. 18 in the league with 114.9 yards allowed per game.
- ▶ Green Bay allowed just six rushing TDs all year, which ranked No. 3 in the NFL. The Packers' 11 rushing TDs given up over the past two seasons are the fewest in a two-year span in team history.
- ▶ Until Vikings RB Adrian Peterson rushed for 131 yards in Week 7, Green Bay's defense hadn't allowed a running back to rush for 100 yards for 19 straight games. Peterson and Falcons RB Michael Turner (Week 12 this season) are the only backs to eclipse 100 yards vs. Green Bay since Week 3 of 2009.
- ▶ The 19-game streak was the second longest in team history since the 1970 NFL-AFL merger, trailing only a 24-game game stretch from Sept. 20, 1970-Nov. 22, 1971.
- ▶ The defense limited the Eagles to a season-low 82 yards on 21 carries (3.9 avg.) in Sunday's Wild Card victory. Philadelphia was the only team in the league this season to average 4 yards per carry in all 16 games.
- ▶ Under defensive coordinator **Dom Capers**, the Packers thrived in their new 3-4 scheme in 2009, finishing No. 1 against the run and No. 5 against the pass. The previous top ranking in franchise history in run defense came in 1972, when the team finished No. 2.
- ▶ Green Bay allowed an average of 284.4 total yards per game in '09, second behind the N.Y. Jets (252.3) and ahead of No. 3 Baltimore (300.5).
- ▶ Here is a look at some of Green Bay's defensive numbers since Capers took over as coordinator in 2009:

<u>Team</u>	<u>Rushing TDs Allowed</u>
1. Green Bay	11
2. Pittsburgh	12
3. Baltimore	13

<u>Team</u>	<u>Opponent Passer Rating</u>
1. Green Bay	68.0
2. N.Y. Jets	68.2
3. New Orleans	74.3

<u>Team</u>	<u>Interceptions</u>
1. Green Bay	54
2. Philadelphia	48
3. New England	43

<u>Team</u>	<u>Sacks</u>
1. Philadelphia	95
2t. Green Bay, Oakland	84

FIVE PACKERS SELECTED TO PRO BOWL

On Dec. 28, T **Chad Clifton**, S **Nick Collins**, WR **Greg Jennings**, LB **Clay Matthews** and CB **Charles Woodson** were named Pro Bowl selections by the National Football League. Additionally, Collins, Matthews and Woodson were named starters for the NFC squad.



- ▶ The five Pro Bowl selections for the Packers were the most since they also had five in 2007, and the three defensive starters were the most for Green Bay since 1967.
- ▶ The Packers were tied for No. 2 in the NFC with five selections, trailing only Atlanta, who had seven players named to the Pro Bowl.
- ▶ QB **Aaron Rodgers** and CB **Tramon Williams** were named first alternates.
- ▶ For Clifton, it marked the second Pro Bowl selection of his career (2007). The 11th-year pro started all 16 games at left tackle as part of a Green Bay offense that ranked No. 9 overall and No. 5 in passing.
- ▶ It is the third straight and third career Pro Bowl selection for Collins as he became the first Green Bay safety since LeRoy Butler (1996-98) to earn Pro Bowl recognition in three consecutive seasons. Collins finished second on the team with four interceptions and was second with 16 passes defended.
- ▶ Jennings, a second-round draft choice of the Packers in 2006, earned his first career selection. He finished No. 2 in the NFC and No. 4 in the NFL with 1,265 yards on 76 receptions (16.6 avg.), and his 12 TD catches matched his career high. His 16.6-yard receiving average ranked No. 1 in the NFC among players with 70 catches.
- ▶ Matthews earned his second career selection as he becomes the first Packer since RB John Brockington (1971-72) to earn Pro Bowl recognition in each of his first two seasons in the league. Matthews was No. 4 in the NFL with 13.5 sacks and recorded a career-high 83 tackles, two forced fumbles, an interception for a touchdown, and four passes defended.
- ▶ Woodson earned his seventh career Pro Bowl bid and third straight as a member of the Packers. He registered career highs in tackles (105) and forced fumbles (five). The five forced fumbles are the most by a Packer defender since LB/DE Keith McKenzie posted five in 1999. The 13th-year pro also registered two interceptions, one for a touchdown, two sacks and 13 passes defended.
- ▶ Other alternates included WR **Donald Driver**, LB **A.J. Hawk**, NT **B.J. Raji** and G **Josh Sitton**.

TOP 10 YET AGAIN

Green Bay's offense registered a season-high 515 yards against the N.Y. Giants in Week 16, its fourth 400-yard game in the second half of the season after posting just one in the first eight contests.

- ▶ With an average of 358.1 yards per game, Green Bay checked in at No. 9 in the team offensive rankings for 2010. The Packers have had a top-10 offense all five seasons under Head Coach **Mike McCarthy**.
- ▶ That included the No. 5 passing offense at 257.8 yards per contest, following up an average of 261.3 net passing yards per game in 2009. It is the **first time in franchise history** that the Packers have averaged 250.0 net passing yards in back-to-back seasons.
- ▶ Since 2006, New Orleans is the only other NFL team to have ranked in the top 10 each of the last five seasons. The Packers' average of 360.0 yards per game since '06 ranks No. 6 in the NFL.
- ▶ Last season, the Packers averaged 379.1 yards per contest, its top average under McCarthy as they checked in at No. 6 in the NFL.
- ▶ In 2008, the Packers finished No. 8 overall with an average of 351.1 yards per contest. The unit finished No. 2 in 2007 (370.7 yards per game) and No. 9 in 2006 (341.1) under McCarthy.
- ▶ McCarthy spent six seasons as an offensive coordinator and play caller prior to his arrival in Green Bay (New Orleans 2000-04, San Francisco 2005). Twice the Saints ranked among the NFL's top 10 offenses.

PACKERS TEAM NOTES

TAKING HIS PLACE AMONG THE GAME'S BEST

With 35 passing attempts at Atlanta in Week 12, **Aaron Rodgers** surpassed the 1,500-attempt plateau for his career, the benchmark to qualify for career passer rating in the NFL.

- ▶ Rodgers has completed 1,038-of-1,611 passes (64.4 percent) in his career for 12,723 yards and 87 touchdowns with 32 interceptions for a 98.4 passer rating.
- ▶ That rating ranks **No. 1 in NFL history**, ahead of San Diego QB Philip Rivers, who has a 97.2 career rating.
- ▶ Four of the top five rated passers in NFL history are active quarterbacks, with Steve Young (96.8), Tony Romo (95.5) and Tom Brady (95.2) rounding out the top five.
- ▶ With a passer rating of 101.2 this season, QB **Aaron Rodgers** became the first quarterback in franchise history to record a 100-plus passer rating in back-to-back seasons (103.2 in 2009).
- ▶ Rodgers joins Rivers as the only NFL signal-callers to register a 100-plus rating in each of the past two seasons, and Rodgers' combined rating of 102.3 in 2009-10 ranks No. 3 in the league behind Brady (103.1) and Rivers (103.0).
- ▶ Having missed the Week 15 game at New England and half of the previous game at Detroit due to a concussion, Rodgers fell 78 yards shy of his third straight 4,000-yard season.
- ▶ With 3,922 passing yards this season, Rodgers brought his total in three seasons as a starter to 12,394. That ranks No. 2 in NFL history behind only Kurt Warner (12,612, 1999-2001) for the most passing yards by a QB in his first three seasons as a starter.
- ▶ Rodgers completed 312-of-475 passes on the season, a 65.7 completion percentage that ranks No. 2 in team history behind only Brett Favre's 66.5 mark in 2007.
- ▶ Rodgers has thrown just 31 interceptions in his three seasons as a starter, a 2.0 interception percentage that leads the league over that span among quarterbacks with 40 or more starts.
- ▶ Rodgers also ranks No. 1 in NFL history (min. 1,500 attempts) in career interception percentage at 2.0, ahead of Neil O'Donnell (2.1) and Brady (2.2).
- ▶ Rodgers finished in the top 10 in nearly every major passing category again this season, despite missing the Week 15 contest at New England. He finished No. 3 in passer rating (101.2), No. 7 in yards (3,922), tied for No. 6 in TDs (28), and No. 2 in 25-yard passes (40).
- ▶ He joins Brady and Rivers as nominees for FedEx Air NFL Player of the Year, which will be awarded during the week of Super Bowl XLV.
- ▶ Rodgers threw four TD passes at Minnesota in Week 11, his regular-season career high. His passer rating of 141.3 (22-of-31, 301 yards), was the second-best single-game mark in his career behind only his 155.4 rating at Cleveland on Oct. 25, 2009.
- ▶ Rodgers joined Eagles QB Michael Vick (at Washington, Nov. 15) and Brady (at Detroit, Nov. 25, vs. N.Y. Jets, Dec. 6) as the only QBs to post a 140-plus passer rating, 300 yards passing and four passing TDs in a game this season.
- ▶ He matched that career-best TD total with four against the Giants in Week 16, and his 404 yards passing were a regular-season career best. It was the 10th game in which he had three-or-more TD passes and no INTs, the most by an NFL quarterback within three seasons of his first NFL start. It topped Kurt Warner's mark of nine from 1999-2001.
- ▶ Last season, Rodgers threw for 4,434 yards as he became the first QB in NFL history to throw for more than 4,000 yards in each of his first two seasons as a starter.
- ▶ In 2009, Rodgers joined Young (San Francisco, 1998) as the only quarterbacks in NFL history to throw for 4,000 yards and 30 TDs and rush for 300 yards and five TDs in the same season.
- ▶ In 47 career starts, Rodgers has eclipsed the century mark in passer rating 25 times and recorded 14 games of 300-plus yards. He posted his 20th career 100-plus passer rating game in just his 36th career start, which ranks third among NFL QBs since 1970 behind only Warner (33) and Romo (34).
- ▶ Rodgers threw 70 TD passes in his first 40 career starts, a Packers

franchise record.

- ▶ A look at where Rodgers ranks among NFL quarterbacks since he took over as the starter in 2008:

<u>Player</u>	<u>Passing Yards</u>
1. Drew Brees, NO	14,077
2. Peyton Manning, IND	13,202
3. Philip Rivers, SD	12,973
4. Aaron Rodgers, GB	12,394

<u>Player</u>	<u>Passing TDs</u>
1. Drew Brees, NO	101
2. Peyton Manning, IND	93
3. Philip Rivers, SD	92
4. Aaron Rodgers, GB	86

<u>Player</u>	<u>Passer Rating</u>
1. Philip Rivers, SD	103.8
2. Tom Brady, NE	102.9
3. Aaron Rodgers, GB	99.4

<u>Player</u>	<u>Yards/Attempt</u>
1. Philip Rivers, SD	8.62
2. Aaron Rodgers, GB	7.99
3. Ben Roethlisberger, PIT	7.94

<u>Player</u>	<u>25-yard passes</u>
1. Aaron Rodgers, GB	110
2. Drew Brees, NO	104
3. Philip Rivers, SD	103

NOT IN A GIVING MOOD

Last season the Packers set a franchise mark with a league-low 16 giveaways, and while this year's team had 22 (No. 10 in the NFL), it also accomplished something that even the record-setting one in 2009 could not.

- ▶ In the five games from Oct. 31-Dec. 5, Green Bay turned the ball over just one time. That came at Atlanta in Week 12 when QB **Aaron Rodgers** fumbled at the goal line in the second quarter.
- ▶ According to the Elias Sports Bureau, it was the **first time in franchise history** that the Packers turned the ball over just one time over a five-game span in a season.
- ▶ In the Week 13 win over San Francisco, Rodgers did not throw an interception for the fifth straight game, his career high. The last Packers QB to not be picked off in five straight starts in a season was Bart Starr in 1966.
- ▶ Rodgers was intercepted in Week 14 at Detroit when a deep pass down the middle went off WR **Greg Jennings'** hands and into S Amari Spivey's. That snapped a streak of 181 attempts without an interception for Rodgers, good for No. 2 in franchise history. It put him behind only Bart Starr (294 in 1964-65) for the franchise record. Starr's mark ranks No. 3 in NFL history.
- ▶ The 22 giveaways on the season brought the Packers' three-year total (2008-10) to 59 turnovers. That is the fewest over a three-year span by the Packers since the NFL went to a 16-game schedule in 1978, besting the previous mark of 67 from 1994-96.
- ▶ If the Packers don't commit a turnover, they're almost guaranteed to win. They have now won 44 of 48 games (.917) playing turnover-free football since a loss at Dallas, Nov. 18, 1996. Green Bay's only losses in such games during that stretch came three times against Minnesota, twice in Minneapolis (2005, '08) and once at home (2009), and in Week 15 last year at Pittsburgh.
- ▶ Green Bay is 20-3 (.870) under Head Coach **Mike McCarthy** when it doesn't commit a turnover.
- ▶ Including playoffs, the Packers have won 46 of their last 50 games when they don't turn the ball over.



PACKERS TEAM NOTES

WINNING WHEN IT COUNTS

Green Bay finished the season on a two-game winning streak for the second straight year, improving its regular-season record in December/January games to 7-3 over the past two seasons.

- ▶ Now the task for the Packers is to carry over that late-season success into the playoffs, which they did on Sunday at Philadelphia. Since Head Coach **Mike McCarthy** took over in 2006, the Packers have a 15-8 record (.652) in December/January games, the No. 2 mark in the NFC. Philadelphia's 18-6 mark (.750) since '06 leads the NFC and ranks No. 3 in the NFL.
- ▶ The Packers own one of the NFL's best home records since 2000 in regular-season games played in December and January. Now at 23-4 (.852), only New England (23-3, .885) owns a better home record over that period.
- ▶ But it's not just about wins at home, as Green Bay ranks among the league's best teams in regular-season games played in December and January since 2000. A look at the top five records:

Team	W-L in Dec/Jan	Pct.
New England	42-9-0	.824
Pittsburgh	35-13-0	.729
Green Bay	34-13-0	.723
Philadelphia	32-14-0	.696
Indianapolis	31-17-0	.646

THE HEAT WAS ON

The Packers matched their season high with six sacks in the finale against Chicago, a fitting end to a 2010 campaign that saw them have their most productive year in the category since 2001.

- ▶ With 47 sacks as a team, Green Bay was tied for No. 2 in the NFL behind only Pittsburgh (48), and the Packers finished No. 1 in the league in sack yardage with 333.
- ▶ The Packers' No. 2 finish in the league was the **best mark in franchise history** since sacks began to be recorded as a team stat in 1963. The previous high ranking in sacks for Green Bay was No. 3, a spot held on three occasions (1965, 1966, 2001).
- ▶ The team had 15 different players record at least a half-sack on the season, the most by the Packers since sacks became an official individual statistic in 1982 (excluding the 1987 season when replacement players contributed to a total of 17). Green Bay's total of 15 players was tied for No. 3 in the the NFL this season behind only San Diego (18) and New England (16).
- ▶ Green Bay's six-sack performance in Week 17 against the Bears was the Packers' sixth game with four-plus sacks this season. That is the most by a Green Bay team since the 2006 team also posted six four-sack games. The Packers went 5-1 in those four-sack games this season.
- ▶ Since Dom Capers took over as defensive coordinator in 2009, the Packers have recorded 84 sacks as a team. That ranks tied for No. 2 in the NFL over that span behind only Philadelphia (95) and is the best two-year total by Green Bay since it registered 95 from 2001-02.
- ▶ Led by LB **Clay Matthews** (13.5), DE **Cullen Jenkins** (7.0) and NT **B.J. Raji** (6.5), the Packers were one of only six NFL teams to have three players with six-plus sacks this season. The last time a Green Bay defense did so was in 2007 (Aaron Kampman, Kaber Gbaja-Biamila, Corey Williams).



CONTROLLING THE CLOCK

The Packers led the NFL in 2009 in time of possession, and the team closed out this season by winning the battle in that category in six of the final eight games.

- ▶ Facing a Giants team in Week 16 that entered the game ranked No. 1 in the league at 33:14, the Packers dominated the time of possession at 37:01, the second time in the three games that Green Bay controlled the clock for 37-plus minutes. New York had won the time-of-possession battle in 11 of its first 14 games, and the 22:59 mark by the Giants at Lambeau Field was a season low.
- ▶ In the Packers' Week 15 loss at New England, they controlled the clock for 40:48, their best mark since a 41:39 effort vs. San Francisco last season in Week 11.
- ▶ It was also the most time of possession any opponent had registered against New England since the Steelers held the ball for 42:58 at Pittsburgh on Oct. 31, 2004.
- ▶ The Packers finished the season ranked No. 8 in the NFL with a time-of-possession average of 31:36. Of the seven teams that were ahead of the Packers, five qualified for the playoffs.
- ▶ The Packers' league-leading average of 33:03 last season was the team's best mark since 1977, the year the Elias Sports Bureau began keeping the statistic.
- ▶ In 2010, Green Bay **led the NFL** this season with 30 drives of five-plus minutes, an improvement over last season's mark of 22 (tied for No. 14).

▶ The Packers also checked in at No. 5 with 30 10-play drives, a jump up from 2009 when they finished No. 22 in the NFL with 23 drives of 10-plus plays.

▶ All three of Green Bay's TD drives on Sunday at Philadelphia were 10-plus plays and took at least 5:30 as the Packers controlled the clock for 32:00.

KEEPING THE CHAINS MOVING

Green Bay's offense didn't enjoy quite the same level of success as it did last season on third down when it finished No. 3 at 47.0 percent, but the unit significantly improved its play during the second half of the season.

- ▶ Entering the Week 9 contest vs. Dallas ranked No. 26 in the league with a 35.1 conversion rate on third down this season, the offense was successful on 10-of-15 third-down opportunities against the Cowboys, including 7-of-8 in the first half.
- ▶ That 66.7 rate was the best single-game performance by a Green Bay offense since the Packers were successful on 71.4 percent of their third-down opportunities (10-of-14) vs. Cleveland on Sept. 18, 2005.
- ▶ The Packers followed that up with an 8-of-15 outing (53.3 percent) on third down in Week 11 at Minnesota, the first time this season Green Bay topped the 50-percent conversion mark in two straight games.
- ▶ After a 4-of-12 performance in the Week 12 loss at Atlanta, the Packers bounced back with a 9-of-15 outing (60.0 percent) in the win over San Francisco the following Sunday.
- ▶ Over the final eight games, the Packers converted at a 46.8-percent clip (52-of-111) on third down compared to the 35.1 mark (33-of-94) in the first half of the season.
- ▶ Green Bay moved up 18 spots in the league rankings since Week 9, finishing at No. 8 in the NFL with a 41.5 conversion rate. That was the **fourth straight season** that the Packers finished in the top 10 in the category.
- ▶ The Packers were successful on 8-of-13 third-down opportunities (61.5 percent) on Sunday at Philadelphia, the best conversion rate by any team on Wild Card weekend.

PACKERS TEAM NOTES

FEWER FLAGS ON THE FIELD

One area of emphasis for the Packers this season was reducing the number of penalties, and that focus paid significant dividends.

- ▶ Green Bay was tied for No. 3 in the league with 78 accepted penalties (4.9 per game), the fewest by a Packers team since the league went to a 16-game schedule in 1978. The previous season low was 80 in 1983 and 2001.
- ▶ The Packers finished No. 3 in penalty yardage with 617, an average of 38.6 yards per game. Atlanta was the least-penalized team in the league with 58 penalties and ranked No. 2 in penalty yardage at 598.
- ▶ The Packers' performance in the category was a 40-penalty drop from last season when they were the most-penalized team in the NFL with 118 (7.4 per game) while ranking second in penalty yardage with 1,057 (66.1 per game), the third straight year that they finished among the top five most-penalized teams.
- ▶ With just three penalties for 31 yards in Week 16 against the Giants, it was the ninth time this season that Green Bay had been called for three or fewer penalties in a game, the best single-season mark since nine contests in 1967.
- ▶ Green Bay's eight penalties over a four-game span earlier this season (Oct. 24-Nov. 21) were the fewest by the Packers since they had eight from Nov. 19-Dec. 9, 1967.
- ▶ The performance at Minnesota in Week 11 was especially notable. The one penalty at the Metrodome was the fewest by Green Bay in 28 games at the stadium, and the last time a team posted just one penalty at Minnesota was San Diego on Nov. 28, 1999. The last time the Packers were only penalized once in a game came at Chicago on Dec. 23, 2007.
- ▶ The nine games this season topped the number of combined games with three or fewer penalties in the first four seasons under Head Coach **Mike McCarthy**, and Green Bay didn't do it once last season. The Packers were 7-2 (.778) this season when they are penalized three or fewer times in a game.
- ▶ Green Bay recorded two games with three or fewer penalties in 2008, two in '07 to end the regular season, and three in '06.
- ▶ In Week 13 against San Francisco, the Packers didn't commit a defensive penalty for the first time in a game this season, and the defense wasn't flagged again in Week 15 at New England and in Week 17 vs. Chicago.
- ▶ Green Bay's offense had an even more impressive penalty-free streak as it wasn't flagged in the win over the Giants in Week 16, the second straight game with no penalties. The last penalty against the offense had come in Week 14 at Detroit in the second quarter, a streak of 11 straight quarters without one before the offense was whistled for one in the second quarter against the Bears.
- ▶ After the Packers were flagged a franchise-record 18 times for 152 yards in a 20-17 loss at Chicago in Week 3, they committed just 52 penalties for 401 yards over their final 13 games, an average of 4.0 penalties for 30.8 yards per game.
- ▶ Green Bay's stinginess carried over to the postseason as well. The Packers' two penalties on Sunday at Philadelphia in the Wild Card contest were the fewest by Green Bay in a postseason game since it was flagged just once vs. San Francisco on Jan. 4, 1997.



- ▶ Green Bay averaged 3.47 points off of turnovers this season, good for No. 8 in the league.
- ▶ The Packers were No. 2 in the league with 24 interceptions behind only New England (25) and were tied for No. 2 in INTs for TDs (three).
- ▶ With LB **Clay Matthews'** INT for a TD in Week 9 vs. Dallas, the Packers have now posted at least three INTs for TDs in each of the last three seasons. That is the first time in franchise history that Green Bay has accomplished that feat. The Packers have posted at least three INTs for TDs in four of five seasons under Head Coach **Mike McCarthy**.
- ▶ The Packers had 11 different players post an interception this season, the most by a Green Bay team since 11 in 2002.
- ▶ Green Bay posted 30 INTs and 10 fumble recoveries in 2009, which it turned into 141 points. The 40 takeaways led the NFL, and the 141 points scored off those takeaways tied New Orleans for most in the NFL.
- ▶ The 30 interceptions led the league and was the team's highest single-season total since 1981, when it also had 30.
- ▶ Last season Green Bay surpassed its 2008 total of 124 points off takeaways, which led the NFL. It also eclipsed its '08 total in interceptions (22) and fumble recoveries (six) while at the same time protecting the ball at a better clip. Green Bay's 16 giveaways was the lowest total in the NFL in 2009.
- ▶ During McCarthy's tenure, the Packers have a 36-6 (.857) record when they come out ahead in the game in turnover ratio, and a 6-20 (.231) record when they lose the takeaway battle. Under McCarthy, Green Bay is 20-3 (.870) when its turnover margin is plus-2 or better.
- ▶ The Packers rank No. 3 in the NFL with a plus-45 turnover ratio since 2006 behind only New England (plus-59).

SECOND-HALF SURGE

Punting indoors at Detroit in Week 14 for the third and final time this season, P **Tim Masthay** made the most of the opportunity.

- ▶ According to the Elias Sports Bureau, Masthay became the **first punter in franchise history** to post a 50-yard average in a game with eight or more attempts.
- ▶ Masthay recorded a 50.3-yard gross average on his eight punts against the Lions, as well as a season-high net average of 43.4 (min. three attempts).
- ▶ He posted four punts of 50-plus yards on the afternoon, including a career-long 62-yard kick in the first quarter.
- ▶ Masthay became the first Packers punter to register four 50-yard punts in the same game since Jon Ryan did so on Nov. 12, 2006, at the Metrodome against the Vikings.
- ▶ He placed 25 punts inside the 20 this season, the most by a Packers punter since Josh Bidwell recorded 26 punts inside the 20 in 2002.
- ▶ Masthay was especially productive over the final nine games, ranking No. 3 in the NFL in net average (39.9), No. 9 in gross average (44.2), and tied for No. 4 in punts inside the 20 (20) over that span.
- ▶ Masthay earned NFC Special Teams Player of the Week honors for his performance at the N.Y. Jets in Week 8 as he became just the second punter in franchise history to win the honor (Craig Hentrich, Week 11, 1994).
- ▶ With five punts dropped inside the 20 against the Jets, Masthay tied a single-game franchise record (stat kept since 1976), tying David Beverly, who accomplished the feat on Oct. 8, 1978, against Chicago. He registered a 41.5-yard net average on eight punts.
- ▶ In the three Lambeau Field games in Dec./Jan., Masthay recorded a 36.8-yard net average and a 42.3 gross.
- ▶ Masthay finished the season with a 37.6-yard net average, which **matched the best mark by a Packers punter since 1976** (Ryan, 2007).
- ▶ Facing Bears Pro Bowl returner Devin Hester in Week 17, who finished the season with the best mark in NFL history (min. 30 attempts) at 17.1 yards per punt return, Masthay placed four of eight punts inside the 20 and recorded a 36.6-yard net average. Hester only had two punt returns on the afternoon for a total of 35 yards.
- ▶ Masthay became the **first Packers punter** (since 1976) to place four-plus punts inside the 20 in two games in the same season.

MAKING THEM PAY WITH TAKEAWAYS

After tying for the league lead in points off of takeaways in 2009, the Packers were productive in that area once again this season.

- ▶ Green Bay finished No. 5 in the NFL with 111 points off of takeaways this season, the Packers' third straight top-5 ranking in the category. The Packers are the **only team in the NFL** to finish in the top 5 in points off of takeaways in each of the last three seasons.
- ▶ The Packers have been especially productive at Lambeau Field, having scored points off a turnover in 16 of their last 18 home games.
- ▶ The Packers posted a plus-10 turnover ratio on the season, good for No. 4 in the NFL.
- ▶ Of the Packers' 32 takeaways this season, 15 of them were converted into touchdowns. That 46.9 TD percentage ranked No. 4 in the NFL, and Green Bay's 15 TDs off of takeaways were tied for No. 2 in the league behind New England (18).

PACKERS TEAM NOTES

STINGY AGAINST THE PASS

Green Bay had its most productive pass-defense season of Head Coach **Mike McCarthy's** tenure, finishing near the top of the league in several categories.

- ▶ The Packers finished the season ranked No. 5 in the league in pass defense, allowing their opponents just 194.2 yards per game. That topped the best mark under McCarthy, ahead of the 201.1 passing yards per game allowed in 2009, and was the best since 2005 (167.5).
- ▶ After Washington QB Donovan McNabb passed for 357 yards against Green Bay in Week 5, the Packers allowed opposing QBs to pass for just 185.9 yards per contest in the final 11 games, No. 3 in the NFL over that span.
- ▶ The defense limited opposing signal-callers to a passer rating of just 67.2 this season, which ranked **No. 1 in the NFL**. That rating is the best by Green Bay since 1997 (59.0).
- ▶ The Packers recorded 24 interceptions, good for No. 2 in the league, and opposing quarterbacks completed 56.2 percent of their passes (No. 4).
- ▶ Green Bay gave up only 16 TD passes this season, which ranked No. 4 in the NFL, after allowing 29 TDs through the air in 2009. The 16 passing TDs were the fewest given up by Green Bay since 2001 (14).
- ▶ In Week 15 at New England, the defense limited Patriots QB Tom Brady to just 163 yards through the air on 15-of-24 passing. Entering the game, Brady had eclipsed the 300-yard mark in four of the previous five games, averaging 314.4 yards per contest over that span.
- ▶ Bears QB Jay Cutler came into the Week 17 game with a 104.6 passer rating in his previous five games, but Green Bay's defense limited him to just a 43.5 rating on 21-of-39 passing for 168 yards and no touchdowns with two interceptions.

PRODUCTION APLENTY INSIDE THE 20

After strong showings in 2008 and 2009, Green Bay once again found itself among the most efficient teams in the league in the red zone this season.

- ▶ The Packers scored touchdowns on 32 of 53 trips inside the opponent's 20. That 60.4 percent touchdown rate was No. 6 in the NFL and No. 2 in the NFC, and the 32 TDs ranked No. 6.
- ▶ Green Bay's 260 points in the red zone this season (32 touchdowns, 12 field goals) were good for No. 8 in the league, and its average of 4.91 points per red-zone trip ranked No. 8 in the NFL as well.
- ▶ The Packers posted their finest performance of the season in Week 16 against the Giants, scoring on 5-of-6 (83.3 percent) red-zone chances. That percentage was their best in the regular season (min. three opportunities).
- ▶ Green Bay topped that on Sunday at Philadelphia, posting touchdowns on all three trips inside the 20 in the 21-16 Wild Card win.
- ▶ The Packers' production came in fewer opportunities than 2009, as they finished tied for No. 10 in the league with the 53 red-zone possessions. Last season, Green Bay finished No. 6 in the league with 62 red-zone drives.
- ▶ Green Bay matched its highest red-zone conversion mark under Head Coach **Mike McCarthy**, when the Packers ranked No. 6 in the NFL with a 60.4 percent touchdown rate in 2008. The previous high mark came in 2003 when the Packers finished No. 2 in the NFL with a 65.4 conversion rate.
- ▶ Some of Green Bay's success in the red zone has to be attributed to the play of QB **Aaron Rodgers**, who has been one of the more efficient signal-callers in the league inside the 20 since taking over as the starter in 2008.

- ▶ In Week 7 against Minnesota, Rodgers threw a red-zone interception for the only time in his 47 career starts to date. Since 2008, he has registered a 107.4 rating on 132-of-213 passing (62.0 percent) for 818 yards and 55 touchdowns with one interception in the red zone.
- ▶ According to STATS, Rodgers connected on 47-of-71 passes (66.2 percent) for 280 yards and 19 TDs with one INT in the red zone in 2010 for a 107.4 passer rating (No. 3 in the NFL, min. 50 attempts).



PLAYOFF CAPTAINS ELECTED

During the regular season, the Packers rotate game captains each week. One player is selected to represent the offense, defense and special teams as a captain for a particular game.

- ▶ But for the playoffs, the team votes on its captains for the duration of the postseason -- selecting two players from each of the three phases. Players voted for their captains early last week.
- ▶ This year Green Bay's playoff captains are WR **Greg Jennings** and QB **Aaron Rodgers** (offense), LB **A.J. Hawk** and CB **Charles Woodson** (defense), and CB/S **Jarrett Bush** and K **Mason Crosby** (special teams).

- ▶ Rodgers and Woodson were both playoff captains last year. Woodson and Jennings were selected to the NFC Pro Bowl squad this year, while Rodgers and Hawk are Pro Bowl alternates.
- ▶ Rodgers posted his second consecutive season with a passer rating above 100 (101.2), Woodson set career highs in both tackles (105) and forced fumbles (five) this season, Jennings tied his career high with 12 TDs, and Hawk led the team in tackles (134) for the third time in five years and set a career high with three INTs. Bush tied for second on the team with 12 special teams tackles, and he also had a forced fumble that resulted in a TD and a fumble recovery on the coverage units. Crosby topped 100 points for the fourth consecutive year.
- ▶ All six players sported a special 'C' sewn onto their jerseys for Sunday's game in Philadelphia, and they will continue to wear the 'C' this Saturday and for any subsequent games should the Packers advance.

FIRST TIME IS THE CHARM

Rookie RB **James Starks** made a splash in his regular-season debut in Week 13 after missing the first 11 games, but he made an even greater contribution in his first career playoff game.

- ▶ In Green Bay's 21-16 win at Philadelphia, Starks led the team with 123 rushing yards on 23 carries (5.3 avg.), including a 27-yard run on his first carry. His 123 yards set a rookie franchise postseason record, eclipsing RB Travis Williams' 88-yard mark on 18 carries vs. the Los Angeles Rams on Dec. 23, 1967.
- ▶ Starks' 123-yard day on the ground also ranks No. 3 in franchise postseason annals behind only Ryan Grant (201, vs. Seattle, Jan. 12, 2008) and Ahman Green (156, at Philadelphia, Jan. 11, 2004).
- ▶ After missing nearly two years due to injuries, Starks carried the ball 18 times for 73 yards (4.1 avg.) in his pro debut vs. San Francisco in Week 13. The 18 carries matched the single-game high during the regular season to that point for a Packers RB (Brandon Jackson, Week 1).
- ▶ Starks' 73 rushing yards were the most by a rookie Packers RB in his first game since Ralph Earhart posted 78 yards in his debut at Boston on Sept. 17, 1948.
- ▶ The 23-year-old Starks was drafted in the sixth round this past spring out of the University at Buffalo, but he spent the opening nine games of the season on the physically unable to perform list due to a hamstring injury suffered at the start of training camp.
- ▶ Starks also was sidelined for his entire senior season at Buffalo due to a shoulder injury that required surgery but still ranks No. 1 in school history in career rushing yards (3,140) and rushing TDs (34).

PACKERS TEAM NOTES

CLAY FINDS A WAY

Despite sitting out Green Bay's Week 6 matchup vs. Miami due to a hamstring injury, the first time he missed a game in his career, LB **Clay Matthews** finished No. 2 in the NFC and No. 4 in the NFL with 13.5 sacks this season.

- ▶ Matthews was named to his second straight Pro Bowl this season and was named NFL Defensive MVP by *Pro Football Weekly*/PFWA.
- ▶ With a sack of QB Jon Kitna in the second quarter in Week 9 against Dallas, Matthews became the first Packer since the stat became official in 1982 to register a double-digit sack total in each of his first two seasons in the NFL.
- ▶ Matthews also posted his first career interception in Week 9, and returned the pick 62 yards for a TD on his way to earning NFC Defensive Player of the Week honors for the third time in his career. It was the second TD of his career, and both of his scores have come in prime-time games. Matthews returned a fumble 42 yards for a TD last season in Week 4 at Minnesota on *Monday Night Football*.
- ▶ According to the Elias Sports Bureau, Matthews is the **first NFL player** since sacks became an official statistic in 1982 to register double-digit sacks and a defensive TD in each of his first two seasons in the NFL.
- ▶ With three sacks against the Buffalo Bills in Week 2, Matthews became the first Packer to post three sacks in back-to-back games since it became an official league statistic in 1982.
- ▶ The performance vs. Buffalo came a week after Matthews registered a career-high three sacks in the Packers' 27-20 season-opening victory at Philadelphia.
- ▶ Matthews was named NFC Defensive Player of the Week for Week 2, and he also won the award last season for his two-sack outing vs. Baltimore in Week 13 on *MNF*.
- ▶ Matthews' six sacks in the first two games were the most ever by a Packer to start a season.
- ▶ Matthews' six sacks over a two-game span rank second in team history behind only Bryce Paup, who recorded 6.5 sacks in Weeks 3-4 in 1991. Paup posted 4.5 sacks vs. Tampa Bay on Sept. 15, and then followed that up with two more the next week at Miami on Sept. 22.
- ▶ His 33 sack yards vs. Buffalo were the most by a Packer since DE Reggie White's 35 on two sacks vs. Minnesota on Oct. 22, 1995. Matthews ranked No. 2 in the league with 93.5 sack yards on the season, trailing only Dallas LB DeMarcus Ware (110.5).
- ▶ Matthews forced two fumbles this season, including a strip of RB Brandon Jacobs that halted a Giants' drive with New York trailing 31-17 in the third quarter in Week 16.
- ▶ With a 12-yard sack of Eagles QB Michael Vick on Sunday, Matthews has now posted a sack in each of his two career postseason games. He joins LB Tony Bennett as the only Packers to do so.
- ▶ In 31 career games played, Matthews has posted two or more sacks in a game five times. All five of those two-sack games came in Matthews' first 18 games in a Packers uniform, breaking White's franchise mark of four in his first 18 games with Green Bay (1993-94).
- ▶ Matthews' 23.5 sacks since 2009 rank tied for No. 3 in the NFL.
- ▶ Matthews' 17 sacks in his first 20 games were the most ever by any NFL player to start a career. It topped the previous mark of 16.5 set by San Diego's Leslie O'Neal (1986, 1988) and the N.Y. Jets' John Abraham (2000-01).
- ▶ In 2009, Matthews set a Packers rookie record with 10 sacks on his way to earning Pro Bowl honors, the first Green Bay rookie to be named to the all-star game since Hall of Fame WR James Lofton in 1978.



POINT PRODUCTION

After outscoring their opponents a combined 221-94 over the final seven games, the Packers finished near the top of the NFL's scoring differential column.

- ▶ The Packers outscored their opponents 388-240 this season, and that 148-point differential ranks No. 1 in the NFC and No. 2 in the NFL behind only New England (205).
- ▶ Among teams with nine or more wins, Green Bay ranked No. 3 in the

- NFL with an average margin of victory of 16.80, trailing only San Diego (19.56) and New England (17.07).
- ▶ Last season, the Packers also ranked No. 3 in the league with an average margin of victory of 18.27, their highest mark since a 21.31 mark in their Super Bowl season of 1996.
- ▶ Green Bay was especially productive opening the second half as it outscored its opponents 110-36 in the third quarter. That differential of 74 points ranked No. 2 in the NFL behind only San Diego (76).
- ▶ The Packers finished No. 2 in the NFL in scoring defense at 15.0 points per game and ranked No. 10 in scoring offense at 24.3 ppg.
- ▶ Green Bay was one of four teams in the league ranked in the top 10 in both scoring offense and defense, joining San Diego, Atlanta and New England.
- ▶ The Packers' 45-point outing in Week 16 against the Giants was their second 45-point game of the season (Week 9 vs. Dallas). The last time a Green Bay team posted two 45-plus point games in a season was 1983.

FIGHTING THROUGH ADVERSITY

Every team in the league has to battle injuries at some point, but the Packers had to deal with a season's worth of significant ones in just the first half of the season.

- ▶ From the season-opening depth chart, the Packers have lost six starters for the remainder of the season due to injuries, three on each side of the ball.
- ▶ RB **Ryan Grant**, coming off back-to-back 1,200-yard seasons, sustained a season-ending ankle injury in Week 1 at Philadelphia. TE **Jermichael Finley**, whose 301 yards receiving in the first four games was the best start ever to a season by a Green Bay tight end, was lost for the year after suffering a knee injury on the second play from scrimmage at Washington in Week 5. T **Mark Tauscher**, who sustained a shoulder injury in Week 4 vs. Detroit, was placed on injured reserve on Nov. 12.
- ▶ Rookie S **Morgan Burnett**, who became only the second Packers rookie safety to start a season opener since 1988, sustained a season-ending knee injury against Detroit in Week 4. In the same game, LB **Nick Barnett**, the No. 2 tackler in franchise history, suffered a wrist injury that brought an end to his season. LB **Brad Jones** saw his season come to an end after sustaining a shoulder injury in Week 7 vs. Minnesota.
- ▶ The Packers finished the regular season with 15 players on injured reserve, and eight of those players started at least one game this season.
- ▶ Here is a look at the starters and key reserves that have missed games due to injury and/or have been placed on injured reserve this season:

Opening-Day Starters

	<u>Games Missed</u>
RB Ryan Grant (ankle/IR)	15
S Morgan Burnett (knee/IR)	13
LB Nick Barnett (wrist/IR)	12
T Mark Tauscher (shoulder/IR)	12
TE Jermichael Finley (knee/IR)	11
LB Brad Jones (shoulder/IR)	10
DE Cullen Jenkins (calf)	5
FB Korey Hall (hip/back/knee)	4
DE Ryan Pickett (ankle)	2
LB Clay Matthews (hamstring)	1
QB Aaron Rodgers (concussion)	1

Key Reserves

	<u>Games Missed</u>
DE Justin Harrell (knee/IR)	15
DE Mike Neal (shoulder/IR)	14
S Derrick Martin (knee/IR)	11
LB Brady Poppinga (knee/IR)	10
LB Brandon Chillar (shoulder/IR)	8
S Anthony Smith (ankle/IR)	6
TE Spencer Havner (hamstring/IR)	5
LB Frank Zombo (knee)	3
CB Sam Shields (calf)	2

MIKE McCARTHY TRANSCRIPT

EXCERPTS FROM THE COACH – MONDAY, JAN. 10

► **(What's the theme for the team this week?)**

Really staying to your brand of football is the most important. We need to focus on our opponent. Obviously Atlanta is a different opponent than Philadelphia. I think we need to clean a couple things up from Philadelphia to the Atlanta game. But we're not going to change who we are, the way we approach our opponents. We'll just focus on the particulars for Atlanta. We have a brand of football, and we're going to stick to it.

► **(Atlanta almost never loses at home, and they've had a week to rest. But you almost knocked them off last time. Do you expect a knock-down, drag-out fight?)**

Absolutely. This is playoff football. This is going to be a 60-minute game, or more if needed. That's our mindset going down to Atlanta. They've had the opportunity to rest. We feel very good, the fact that we've played three weeks in a row in a very competitive playoff atmosphere. So that's what we're taking into the game. We feel the short week helps us. We're in sync, we're ready to go. We'll be smart with our practice reps this week because I want to make sure our players are as fresh as possible for this game.

► **(You went into the Atlanta game last time feeling you had an advantage by spreading things out. Are you different now offensively with Starks? Can you be more diverse this time?)**

Really, that's what game-planning is for. I don't really want to get into specifics. We're not going to surprise them which way we go. But we did have production with the spread offense in the first game. I'm sure their approach may be different the way they play us (compared to) first time, as the second time. We've had an opportunity to watch their last five or six games since our first game. They're doing a couple things different. We're doing some things different. That's all part of the game plan.

► **(Aaron spread the ball around to nine different receivers. Would you agree this is an unselfish offense with a lot of different options?)**

Clearly. It's an unselfish offense that's built around making the quarterback successful. You have to have a starting point, you have to have a focal point. Our offense is based on making the quarterback position as successful as possible. That's why you start, with the game plan you start building the run game, because running the football is what needs to be done up front so the offensive line, the run-blocking unit can establish the line of scrimmage. From that, it gives you the variations in pass protections that's definitely needed in today's game with the amount of pressure and scheme diversity that these defenses in today's NFL give you, and then off of that comes the passing game. It's clearly about throwing the football to the right person. It's about decision-making, accuracy, getting in rhythm, timing, and it's all driven by making that quarterback successful.

► **(Do you feel like you have more diversity and more to work with now between the way Aaron is playing and now Starks emerging?)**

I think we're all stating the obvious. James Starks and our offensive line played very well against Philadelphia. We ran the ball very well. With that, Atlanta has watched the game. They'll have a chance to study it. There will be formations and tendencies they'll look into and decide how they're going to handle that, and we also know the tendencies of those formations are too. That's just all part of putting the plan together and just trying to make sure our guys are playing downhill, they're not playing in an uphill situation where they're out-leveraged by a lineman. That's why we game plan all week and practice all week and get ready for the games.

► **(Does Starks' role change because of what he did?)**

His role? Well, he definitely deserves an opportunity. He'll run the ball against Atlanta, if that's what you're asking me. Yeah, he's going to carry the ball in Atlanta. He's earned that. The young man was extremely pro-

ductive and works extremely hard. He's had a tough road coming here in the spring and being injured, PUP and not to be able to practice in pads for Lord knows how long. We've just been trying to get him ready through the weekly practices. It's nice to see someone like James put as much into it, stay patient, stay confident, and when his number is called, to produce.

► **(The drops and the fumbles, how big a concern is that moving forward?)**

Well, we need to handle the ball better. We were minus-2 in the giveaway category, and that's the last two weeks now, Chicago and Philadelphia. We will definitely make a bigger emphasis if we possibly can on taking care of the football. You can't turn the ball over. These games in the playoffs, they come down to one play a lot of times, so we need to maximize our opportunities, especially the number of possessions you get with playing Atlanta. I think we had seven real possessions in our first game, so it's important for us to take care of the football.

► **(How confident are you that you have a championship-caliber defense?)**

We have a championship-caliber defense. We have a championship-caliber football team. We're a good football team. We've been a good football team all year. We have an opportunity to achieve greatness, and that will start with the second step in Atlanta.

► **(What was the genesis of that inverted wishbone formation?)**

We've used it since I've been here. It's something that we feel gives us good angles from an alignment. Every formation that you line up in, you're trying to accomplish something from your alignment as opposed to how you anticipate the defense is going to line up. It's just an alignment that we feel gives us the proper angles to do what we're trying to do conceptually.

► **(The last time in Atlanta, you had the replay situation with the Tony Gonzalez catch. Can you go over the options available to you to be sure that doesn't happen again?)**

Like anything involving decision-making, it's about information. When you have information, you have to make a decision, whether it's a particular instance of challenging a play, is it blind information, meaning you're going off of what you see live or the emotion of the moment. Or the situation. Or the information that you're able to receive from the replay, your coaches up top, or if someone gets a really good look at it on the sideline. Really, the Tony Gonzalez play, being fourth-and-3, having no information, calling a timeout there would have been the right option. But as we discussed after the game, there was really no information that he did not catch the ball. It was actually communicated that it was a catch. That's why we never called a timeout, and everybody knows the delay that occurred with the information as far as the instant replay.

► **(You mentioned James Jones' thumb yesterday. What's ailing his thumb and did that contribute to his drop?)**

James has been playing for quite some time with a very painful thumb injury, something that doesn't really show up on the medical reports as far as what's communicated. But it's on our medical report. You don't like to put those things out for competitive reasons. But it's something that he's been dealing with for a number of weeks.

► **(You talk a lot about confidence and real confidence. What value does confidence have? Because your guys do seem to be playing with a lot of it.)**

I think confidence is clearly one of the main factors in being successful. It's just the way individuals, you're around your football team long enough, just the way they interact, the way they act, the way they practice. There's many different identifiers of confidence or the real confidence. When you win a playoff game on the road, that's definitely a big dose of confidence that is added to your football team. We were really confident going into the Philadelphia game. We felt it was a contest that we expected to win, and from that experience it will give us more confidence, and we're going to Atlanta, and we fully expect to win.

PACKERS TEAM NOTES

PROTECTION THE KEY

The Packers cut down on the number of sacks they allowed this season, and the effect that has had on QB **Aaron Rodgers'** production was evident.

- ▶ Over his past 18 regular-season starts, Rodgers was sacked either once or not at all in eight of those contests, including the Week 12 contest at Atlanta when the line allowed just one sack.
- ▶ In his three seasons as the starting quarterback, there were 16 games where the line gave up either one sack or no sacks of Rodgers. The Packers had a 12-4 (.750) mark in those contests.
- ▶ Rodgers was very efficient in those games, completing 372-of-530 passes (70.2 percent) for 4,390 yards and 32 TDs with just seven INTs for a 109.7 passer rating.
- ▶ There were three games this season where the line hasn't given up a single sack of Rodgers.
- ▶ Prior to Rodgers being sacked in the second quarter vs. Detroit in Week 4, the offensive line had not allowed a sack in 11 straight quarters, the longest streak for the team since 2007.
- ▶ The Packers allowed 38 sacks this season, tied for No. 19 in the NFL, but it was a marked improvement from 2009 when they gave up 50 sacks of Rodgers on the season, 41 in the first nine contests.
- ▶ In Week 16, the line limited a Giants defense that entered the game ranked No. 2 in the NFL with 42 sacks to just two sacks of Rodgers.
- ▶ When Rodgers has been sacked four or more times in a game during his career, the Packers are 5-9 (.357).
- ▶ Injuries and performance issues affected the offensive line in the first half of 2009. Once the line regained some continuity down the stretch, it allowed just 10 sacks of Rodgers over the final seven games.
- ▶ Green Bay has had stability along the line in 2010, with four linemen, LT **Chad Clifton**, LG **Daryn Colledge**, C **Scott Wells**, and RG **Josh Sitton** starting every game, and rookie RT **Bryan Bulaga** opening the last 12 at RT with veteran **Mark Tauscher** sidelined due to injury. Tauscher was placed on injured reserve (shoulder) on Nov. 12.
- ▶ The Packers utilized just two starting combinations along the line this season compared to six in 2009.



SPREADING IT AROUND

When back-to-back 1,200-yard rusher **Ryan Grant** was lost for the season after sustaining an ankle injury in Week 1 at Philadelphia, the Packers turned to several backs to help carry the load for the offense.

- ▶ **Brandon Jackson**, who excelled in his role as a third-down back in 2009, led the team with a career-high 709 rushing yards on 190 carries (3.7 avg.). He also posted a career-high 1,045 yards from scrimmage.
- ▶ Jackson posted 99 yards on 22 carries at New England in Week 15, his second-highest yardage total of the season.
- ▶ He recorded a career-high 115 yards on 10 carries (11.5 avg.) at Washington in Week 5, highlighted by a career-long 71-yard run on his first carry of the game.
- ▶ Jackson also had 43 receptions for 342 yards (8.0 avg.) this season, career highs in both categories, including a career-best 37-yard pickup on a screen against the 49ers in Week 13. His 43 catches were the most by a Green Bay running back since Ahman Green posted 46 receptions in 2006.
- ▶ Jackson became the first Packers RB since Green in 2006 to register 700 rushing yards and 300 receiving yards in the same season.
- ▶ Against Dallas in Week 9, Jackson posted a rushing TD and a receiving TD, only the second time in his career that he scored on both in a game (vs. Seattle, Dec. 27, 2009).
- ▶ The Packers rushed for 157 yards as a team at Washington in Week 5

on just 17 carries (9.2 avg.). It was the first time in team history that the Packers rushed for 150 yards in a regular-season game on fewer than 20 carries.

- ▶ The Packers' rushing average of 9.2 yards per carry against the Redskins was the best single-game performance (min. 15 attempts) in a regular-season game in team history.
- ▶ **John Kuhn**, primarily at fullback during his first three seasons in Green Bay, was given more opportunities to carry the ball at RB. Against Detroit in Week 4, Kuhn posted 34 of his 39 rushing yards on the final series, as the Packers ran out the final 6:32 in the 28-26 win. He finished with a career-best 281 rushing yards and four rushing TDs on 84 carries (3.3 avg.) in 2010. Entering this season, Kuhn had 46 rushing yards on 18 carries in four NFL seasons.
- ▶ Kuhn recorded career highs in both carries (13) and rushing yards (50) against the Cowboys in Week 9, highlighted by a 17-yard run in the second quarter to convert a third down.
- ▶ Rookie RB **Dimitri Nance** saw the most significant action of his career at Minnesota in Week 11, posting 37 yards on 12 carries (3.1 avg.), and he finished with 95 yards on 36 attempts for the season (2.6 avg.).
- ▶ Fellow rookie RB **James Starks** made his NFL debut in Week 13, registering 73 yards on 18 carries (4.1 avg.) vs. San Francisco.

		NFL Offense			NFL Defense		
After Week...	Opp.	Total	Rush	Pass	Total	Rush	Pass
1	at Phi	17T	8T	19	18	30	16
2	BUF	15T	14	16	3	28	3
3	at Chi	12	22	11	2T	18	3
4	DET	19	22	14	10	24	7
5	at Was	12	15T	10	13	15	15
6	MIA	13	19	10	15	21	17
7	MIN	11	20	8	18	23	14
8	at NYJ	16	22	10	18	25	17
9	DAL	16	20	9	14	20	11
10	(bye)	14	20	10	13	20	11
11	at Min	13	19	11	12	18	11
12	at Atl	12	23	7	12	18	10
13	SF	9	23	6	10	18	6
14	at Det	11	24	8	9	19	3
15	at NE	11	24	8	7	19T	3
16	NYG	8	22	5	9	19	5
17	CHI	9	24	5	5	18	5
Packers in 2009		6	14	7	2	1	5
Packers in 2008		8	17	8	20	26	12
Packers in 2007		2	21	2	11	14	12
Packers in 2006		9	23	8	12	13	17
Packers in 2005		18	30	7	7	23	1
Packers in 2004		3	10	3	25	14	25
Packers in 2003		4	3	16	17	10	23
Packers in 2002		12	12	10	12	21	3
Packers in 2001		6	21	3	12	16	15
Packers in 2000		15	23	8	15	8	19
Packers in 1999		9	21	7	19	22	18
Packers in 1998		5	25	3	4	4	10
Packers in 1997		4	12	3	7	20	8
Packers in 1996		5	11	5	1	4	1
Packers in 1995		7	26	3	14	7	21
Packers in 1994		9	19	9	6	3	15
Packers in 1993		19	22	18	2	8	7
Packers in 1992		15	21	9	23	16	23

PACKERS TEAM NOTES

ON THE ROAD AGAIN

Green Bay finished 3-5 on the road this season, but in Head Coach **Mike McCarthy's** five seasons in Green Bay, the Packers have finished above .500 away from home in three of those years.

- ▶ The Packers have been able to stay above the .500 mark on the road during McCarthy's tenure, a notable achievement in the National Football League.
- ▶ Green Bay got off to a good start this year with a win at Philadelphia in the season opener. It was the fifth straight season under McCarthy that the Packers have won their first road game of the year.
- ▶ Since 2006, McCarthy's first season as the head coach in Green Bay, only 12 of 32 NFL teams have regular-season road records over .500.

Team	W	L	T	Pct.
New England	29	11	0	.725
Indianapolis	28	12	0	.700
New York Giants	26	14	0	.650
New Orleans	25	15	0	.625
Philadelphia	24	15	1	.613
Dallas	24	16	0	.600
San Diego	23	17	0	.575
N.Y. Jets	22	18	0	.550
Pittsburgh	22	18	0	.550
Chicago	21	19	0	.525
Green Bay	21	19	0	.525
Tennessee	21	19	0	.525

293 AND COUNTING

Another packed house at Lambeau Field against the Bears in the regular-season finale brought the stadium's consecutive sellouts streak to 293 games (277 regular season, 16 playoffs).

- ▶ The Week 7 crowd of 71,107 vs. Minnesota was the third-largest regular-season crowd in Lambeau Field history.
- ▶ The league's longest-tenured stadium, Lambeau Field is hosting its 54th season of football this year. A total of 565,666 fans made their way through the turnstiles in the eight home contests in 2009.
- ▶ Across American professional sports, only Boston's Fenway Park (1912) and Chicago's Wrigley Field (1914) have longer tenures.

THE LAMBEAU ADVANTAGE

The crown jewel of the National Football League, Lambeau Field has long been known as one of the tougher venues to play in, particularly during the harsh Wisconsin winter.

- ▶ Re-establishing home-field advantage after a 4-4 mark in 2008 was one of the goals of 2009, and with the Packers finishing 6-2 at home, they accomplished that goal. Green Bay followed that up with a 7-1 mark at Lambeau Field this season.
- ▶ Head Coach **Mike McCarthy** stated consistently upon his arrival in Green Bay that one of the team's goals would be to reclaim the mystique of playing at Lambeau Field. Mission accomplished. The team is 26-8 (.765) over the past 34 regular-season games, the best regular-season home mark in the NFC over that span.
- ▶ Since **Ron Wolf** and **Mike Holmgren** began the revitalization of the franchise in 1992, Green Bay owns the best home record in the NFL. A look at the top regular-season home W-L records since the '92 season:

Team	W-L record	Pct.
Green Bay	114-38-0	.750
Pittsburgh	109-42-1	.720
Denver	106-46-0	.697
Minnesota	104-48-0	.684
New England	104-48-0	.684
Baltimore (since '96)	80-39-1	.671

HOME COOKING

The Packers' win over Dallas at Lambeau last November was the first step to a 7-1 finish and a playoff berth for Green Bay.

- ▶ Since that Week 10 victory over the Cowboys last year, the Packers have been one of the best teams in the league at home. Green Bay's lone defeat since then came to Miami this season in Week 6 when the Packers fell to the Dolphins in overtime.

Team	W	L	T	Pct.
New England	11	0	0	1.000
Green Bay	11	1	0	.917
Baltimore, San Diego	10	2	0	.833

IN THE FREE-AGENCY ERA

Talk of unrestricted free agency in the early '90s led many to forecast tough times for the small-town Green Bay Packers.

- ▶ However, Green Bay has remained among the most successful teams since the advent of free agency in 1993. The Packers have won 10 or more games 10 times since '93 and captured seven division crowns.
- ▶ A look at the most successful teams in the free-agency era:

Team	W-L since '93	Pct.	Playoff berths
New England	185-103-0	.642	11
Pittsburgh	181-106-1	.630	11
Green Bay	179-109-0	.622	12
Indianapolis	174-114-0	.604	12
Denver	166-122-0	.576	7

IN THE LEAGUE RANKINGS, 2010



GREEN BAY (Team)

Category	NFC	NFL	Category	NFC	NFL
Turnover Margin (+10)	2	4	Turnover Margin (+14)	1	3
Total Offense (358.1)	5	9	Total Offense (341.1)	6	16
Rushing (100.4)	11	24	Rushing (118.2)	5	12
Passing (257.8)	2	5	Passing (222.9)	8	15
Total Defense (309.1)	2	5	Total Defense (332.4)	8	8
vs. Rush (114.9)	10	18	vs. Rush (105.9)	5	5
vs. Pass (194.2)	2	5	vs. Pass (226.6)	11	11
Third-Down Offense (41.5%)	4	8	Third-Down Offense (46.7%)	2	3
Third-Down Defense (36.2%)	6	9	Third-Down Defense (39.3%)	12	22
Red-Zone Offense (60.4%)	2	6	Red-Zone Offense (60.3%)	3	7
Red-Zone Defense (48.4%)	6	12	Red-Zone Defense (54.8%)	12	22

GREEN BAY (Individual)

Category	NFC	NFL	Category	NFC	NFL
Rushing: Jackson (703)	16	33	Rushing: Turner (1,371)	1	3
Passing: Rodgers (101.2)	1	3	Passing: Ryan (91.0)	4	11
Receptions: Jennings (76)	11	18	Receptions: White (115)	1	1
Rec. Yds.: Jennings (1,265)	2	4	Rec. Yds. White (1,389)	1	2
Sacks: Matthews (13.5)	2	4	Sacks: Abraham (13.0)	3	5
Interceptions: Williams (6)	2T	5T	Interceptions: Moore/Grimes (5)	5T	10T

PACKERS TEAM NOTES

JENNINGS FLASHES HOT HANDS

After getting off to a slower start this season, **Greg Jennings** was one of the most productive receivers in the NFL over the final 11 games on his way to earning Pro Bowl recognition for the first time in his career.

- ▶ Having posted 14 receptions for 183 yards (13.0 avg.) and three TDs in the opening five contests, Jennings ranked No. 1 in the NFL with 1,082 yards on 62 receptions (17.5 avg.) since Week 6.
- ▶ Starting with the game against Miami, Jennings averaged 98.4 yards per contest, **No. 1 in the NFL** over that span.
- ▶ Jennings finished the season tied for No. 2 in the NFL with 12 TD receptions, which matched his career high set in 2007. He checked in at No. 4 in the league and No. 2 in the NFC with 1,265 receiving yards.
- ▶ In Week 16 against the Giants, Jennings recorded 142 yards on seven receptions (20.3 avg.), his fourth 100-yard game in the previous six contests.
- ▶ He registered 122 yards on six receptions, including a 57-yard TD catch vs. the 49ers in Week 13. It was his third straight 100-yard game, only the second time in his career (Weeks 2-4, 2008) he has accomplished that feat.
- ▶ Jennings registered a career-high three TD receptions in Green Bay's 31-3 win at Minnesota in Week 11, becoming the first Packer since WR Javon Walker (Sept. 26, 2004) to record three TD catches in a game.
- ▶ He caught seven passes for 152 yards in the game, with the yardage total the second-best single-game mark of his five-year career behind only a 167-yard outing at Detroit on Sept. 14, 2008. The performance in Week 11 earned him NFC Offensive Player of the Week honors for the first time in his career.
- ▶ Jennings became just the third Packer in team history to post seven catches/150 yards receiving/three receiving TDs in the same game, joining Walker (Sept. 26, 2004) and WR Antonio Freeman (Dec. 20, 1998).
- ▶ He was one of only two NFL players this season (Tennessee's Kenny Britt, Oct. 24) to post seven catches/150 receiving yards/three TD catches in a game.
- ▶ The Minnesota game in Week 11 was Jennings' fifth straight with six or more receptions as he became the first Packer since WR Sterling Sharpe in 1993 to post six or more catches in five straight games.
- ▶ With his 1-yard TD catch at New England in Week 15, Jennings became just the fourth player in team history (Sharpe, Freeman, Billy Howton) to catch at least 12 TD passes in a season twice in a Packers uniform.
- ▶ Jennings' 86-yard score against Miami in Week 6 marked a career long for both him and QB **Aaron Rodgers**, and it was the longest reception by a Green Bay player since WR Robert Brooks hauled in a 99-yard TD from QB Brett Favre at Chicago on Sept. 11, 1995, on *Monday Night Football*. WR **Donald Driver** had a 90-yard TD grab in the 2007 NFC Championship Game on Jan. 20, 2008.
- ▶ Jennings' 86-yard reception was the longest play from scrimmage by a Packer since RB Ahman Green's 90-yard TD run vs. Dallas on Oct. 24, 2004.
- ▶ It was the fourth 80-yard reception of Jennings' career, moving him into the No. 1 spot in the franchise record books ahead of teammate **Donald Driver** (3). Jennings and Buffalo WR Lee Evans are tied for the NFL lead in 80-yard catches in a career among active NFL players.
- ▶ Among NFL players with 70-plus receptions this season, Jennings ranked No. 2 in the NFL in receiving average at 16.6 yards per catch, trailing only Denver's Brandon Lloyd (18.8).
- ▶ When it comes to scoring passes, Jennings has an eye-popping average during his career. Of his 40 career touchdown catches, 16 (40.0 percent) have been at least 40 yards in length. He has a staggering average of 31.5 yards per TD catch, which ranks No. 2 among current players with at least 20 career touchdown catches.

Player **40-plus-yard catches (since 2007)**

1. Greg Jennings, GB	27
2t. DeSean Jackson, PHI	20
2t. Andre Johnson, HOU	20
2t. Terrell Owens, CIN	20

Player **Yards Per TD Catch (Career)**

1. Bernard Berrian, MIN	34.0
2. Greg Jennings, GB	31.5
3. Santana Moss, WAS	30.8

BALANCED PASSING ATTACK FOR PACK

The Packers pride themselves on having one of the deeper wide-receiver corps in the NFL, and that was on display in 2010.

- ▶ Green Bay had four wide receivers post 40 catches and three register 50 receptions in the same season for the **first time in franchise history**. **Greg Jennings** led the way with 76, with **Donald Driver** (51), **James Jones** (50) and **Jordy Nelson** (45) checking in behind him.
- ▶ All four receivers topped the 500-yard mark on the season, also a franchise first.
- ▶ Jennings, Jones and Nelson each posted five receptions against the Falcons in Week 12, the first time three Packers WRs each registered five receptions in the same game since Driver, Jones and Jennings did so at Detroit on Nov. 22, 2007.
- ▶ With Jennings (119), Nelson (61), Jones (44) and No. 5 wideout **Brett Swain** (40) all hitting the 40-yard mark at Atlanta, it was the first time since 2004 that the Packers had four 40-yard receivers in a game. Driver was a part of that foursome, joining Antonio Chatman, Robert Ferguson and Javon Walker in the game against Jacksonville on Dec. 19, 2004.
- ▶ RB **Brandon Jackson** added a career-best 43 receptions on the season, giving Green Bay five players with 40-plus receptions.
- ▶ The last time the Packers had five players, regardless of position, with at least 40 catches in the same season was 1980 (WRs James Lofton and Aundra Thompson, RB Eddie Lee Ivery, FB Gerry Ellis and TE Paul Coffman).



2010 HONOR ROLL



T Chad Clifton

2011 Pro Bowl selection (second career)

S Nick Collins

2011 Pro Bowl selection (third career)

K Mason Crosby

NFC Special Teams Player of the Week - Week 1 (at Philadelphia)

WR Greg Jennings

NFC Offensive Player of the Week - Week 11 (at Minnesota)
2011 Pro Bowl selection (first career)

P Tim Masthay

NFC Special Teams Player of the Week - Week 8 (at N.Y. Jets)

LB Clay Matthews

NFC Defensive Player of the Week - Week 2 (vs. Buffalo)
NFC Defensive Player of the Month - September
NFC Defensive Player of the Week - Week 9 (vs. Dallas)
Midseason All-Pro Team - *Pro Football Weekly, Sports Illustrated*
2011 Pro Bowl selection (second career)
NFL Defensive MVP - *Pro Football Weekly/PFWA*

QB Aaron Rodgers

FedEx Air Player of the Week - Week 11 (at Minnesota)
NFC Offensive Player of the Week - Week 13 (vs. San Francisco)
FedEx Air Player of the Week - Week 13 (vs. San Francisco)
NFC Offensive Player of the Week - Week 16 (vs. N.Y. Giants)
NFC Offensive Player of the Month - December/January

LB Erik Walden

NFC Defensive Player of the Week - Week 17 (vs. Chicago)

CB Charles Woodson

NFC Defensive Player of the Week - Week 4 (vs. Detroit)
2011 Pro Bowl selection (seventh career)

PACKERS TEAM NOTES

THE INTERCEPTORS

Leading the way when it comes to takeaways the past few seasons for Green Bay has been the defensive-back tandem of CB **Charles Woodson** and S **Nick Collins**.

- ▶ Woodson is No. 3 among all NFL players since 2008 with 18 interceptions behind only Eagles CB Asante Samuel and Ravens S Ed Reed (20 each), with Collins tied for the No. 4 position with 17 over that span.
- ▶ Collins ranks No. 2 among all NFL players (Reed, 558) with 439 interception return yards since '08, and Woodson inched closer with his 48-yard INT return for a TD vs. Detroit in Week 4. He sits in the No. 3 spot in the league, checking in with 396 INT return yards over the past three seasons.
- ▶ Collins has some work to do if he hopes to keep up with Woodson's pace of return TDs. Woodson leads the league since 2008 with six INT returns for touchdowns, with Collins tied for the No. 5 spot with three scores.
- ▶ The Packers ranked No. 2 in the NFL with 24 interceptions this season, and Green Bay's 54 interceptions over the past two seasons are the most in franchise history since the Packers recorded the same number from 1966-67.
- ▶ Woodson and Collins have helped put the Packers at or near the top of the leaderboard in all four interception categories since 2008:



Team

1. Green Bay
2. Baltimore
3. Philadelphia

Interceptions

- 76
- 67
- 63

Team

1. Green Bay
2. Baltimore
3. Arizona

INT return yardage

- 1,480
- 1,112
- 1,083

Team

1. Green Bay
2. Baltimore
- 3t. Tampa Bay, Tennessee

Interception TDs

- 12
- 10
- 8

Team

1. Arizona
2. New Orleans
3. Kansas City
4. Green Bay

INT return average

- 21.2
- 20.7
- 20.5
- 19.5

STILL GETTING THE JOB DONE

CB **Charles Woodson** enjoyed the finest season of his career in 2009, his first year in the 3-4 scheme, and continued to make his presence felt once again this season.

- ▶ Woodson finished No. 3 on the team with a career-high 105 tackles (79 solo), easily eclipsing his previous career best of 81 tackles in 2009.
- ▶ He led the Packers with a career-high five forced fumbles this season, his second straight season with four-plus. He is the only defensive back in the NFL to register four forced fumbles each of the past two seasons.
- ▶ He is the only Packers defensive back since 1994 to record four forced fumbles in a season, and he has done it twice. His five forced fumbles this season were the most by a Packer defender since LB/DE Keith McKenzie posted five in 1999.

- ▶ Woodson was named to his seventh Pro Bowl this season, his third straight in a Green Bay uniform.
- ▶ Woodson achieved the highest individual honor bestowed upon a defensive player, taking home *The Associated Press* Defensive Player of the Year award last season. He also was named an AP first-team All-Pro.
- ▶ His 48-yard interception return for a touchdown in the third quarter against Detroit this season in Week 4 was his eighth career with the Packers, which set a franchise record. He had been tied with Hall of Fame CB Herb Adderley (seven, 1961-69) for the team mark.
- ▶ It was also Woodson's ninth defensive TD (eight INTs, one fumble return) in a Green Bay uniform, which further extended his franchise record.
- ▶ The touchdown gave Woodson 10 interception returns for touchdowns in his career (two with Oakland), which moved him up in the NFL record books as he became just the third player in league history to post 10 career interception returns for touchdowns. He now trails only Rod Woodson (12) and Darren Sharper (11).
- ▶ Woodson has returned an INT for a touchdown in five straight seasons, all five of his years in Green Bay (2006-10), becoming the first player in NFL history to do so in five consecutive seasons.
- ▶ The score in Week 4 was also the third straight year that Woodson has returned an INT for a TD against Detroit. He is

the first player in NFL history to return an interception for a TD in three consecutive seasons against the same team.

- ▶ Woodson registered two sacks in 2010, his third straight season with two-plus sacks. He became only the second defensive back in franchise history to accomplish that feat, joining S LeRoy Butler (1996-98).
- ▶ In 2009, Woodson became the fourth player in NFL history since sacks became an official statistic to record at least nine interceptions and two sacks in a single season. Woodson also led the Packers with four forced fumbles.
- ▶ There's no doubt Woodson's career has undergone a revitalization since coming to Green Bay. He now has 47 career interceptions, which is tied for third among active NFL players. Of his interceptions, 30 have come in 78 games with Green Bay. In 106 games with the Raiders, he had 17.
- ▶ A look at where Woodson ranks in several categories since 2008:

Player

- 1t. Asante Samuel, PHI
- 1t. Ed Reed, BAL

Interceptions

- 20
- 20

3. Charles Woodson, GB

18

Player

1. Charles Woodson, GB
- 2t. Jabari Greer, NO
- 2t. Josh Wilson, BAL

Interception TDs

- 6
- 4
- 4

Defensive Back

1. Charles Woodson, GB
2. Adrian Wilson, ARI
3. Bryan Scott, BUF

Sacks

- 7
- 6.5
- 6

Defensive Back

1. Charles Tillman, CHI
2. Oshiomogho Atogwe, STL
3. Charles Woodson, GB

Forced Fumbles

- 13
- 11
- 10

PACKERS TEAM NOTES

BISHOP AND HAWK MAKING PRESENCE FELT

With injuries to MLB **Nick Barnett** and nickel LB **Brandon Chillar**, BLB **A.J. Hawk** and MLB **Desmond Bishop** stepped into the role of every-down linebackers, and took advantage of their opportunities.

- ▶ Hawk led the team with 134 tackles (97 solo) on the season, including six double-digit tackle games, and matched his career high with nine passes defended (2006). The 134 tackles were the second-highest total of Hawk's career behind only his 155 as a rookie in 2006.
- ▶ His 29 combined tackles in Weeks 6-7 rank second in Hawk's career for the most tackles over a two-game span, trailing only a combined 33 tackles during his rookie campaign of 2006 (Weeks 12-13).
- ▶ Hawk also finished third on the team with a career-high three interceptions. With the three INTs, Hawk was **tied for No. 1** among NFL linebackers in that category this season.
- ▶ He is the only linebacker in the league to intercept two passes in each of the past two seasons, and Hawk's five interceptions since Week 13 of 2009 lead all NFL linebackers over that span.
- ▶ Hawk has been one of the most reliable Packers defenders since coming to Green Bay in the 2006 NFL Draft. He hasn't missed a game in his career, playing in all 80 contests with 77 starts. The only non-starts came in both Minnesota games in 2009 and the 2010 opener at Philadelphia when the team opened in nickel.
- ▶ Prior to this season, most of Bishop's playing time came on special teams, a role he excelled in from 2007-09 as he led the team over that span with 49 tackles.
- ▶ After Barnett went down with a season-ending wrist injury in Week 4 vs. Detroit, Bishop has moved into the starting lineup and made an impact.
- ▶ In 12 starts, Bishop registered 120 tackles, dwarfing his previous season-high total of 27 tackles in 2008. His 121 tackles on the season (82 solo) ranked No. 2 on the team, and he led Green Bay's LBs with a career-best 10 passes defended. Bishop's 10 passes defended were the most by a Green Bay linebacker since John Anderson posted 15 in 1981.
- ▶ Bishop also posted a career-high three sacks and tied Hawk for the team lead with six double-digit tackle games.
- ▶ In the Week 7 win vs. Minnesota, Bishop made one of the game's key plays when he picked off QB Brett Favre in the third quarter and returned the interception 32 yards for a touchdown. It was the first INT and TD of the fourth-year linebacker's career, and the first INT return for a TD by a Packers LB since Barnett posted a 95-yarder vs. New Orleans on Oct. 9, 2005.
- ▶ With Hawk adding an INT of his own against the Vikings, the duo became the first Packers LB tandem to each post an INT in the same game since Barnett and **Brady Poppinga** posted picks at Miami on Oct. 22, 2006.



TRAMON'S TALENTS

CB **Tramon Williams** put his name into the team's record books with a pair of big plays in Week 5 at Washington, and he continued to deliver impactful performances throughout the season.

- ▶ With a 52-yard punt return in the second quarter and a 64-yard interception return in the fourth quarter, Williams became the first player in franchise history to post a 50-yard punt return and a 60-yard interception return in the same game.
- ▶ Showing just how rare the feat is, no player in team annals has ever posted both of those returns in the same season.
- ▶ Williams became just the third NFL player since the AFL-NFL merger in 1970 to accomplish the feat in a game, joining Dallas' Deion Sanders (Sept. 21, 1998) and the late Darrent Williams of the Denver Broncos (Nov. 13, 2005).
- ▶ Explosive plays are nothing new to the fourth-year CB who went undrafted out of Louisiana Tech in 2006. Williams recorded a 94-yard punt

return for a score vs. Carolina on Nov. 18, 2007, as well as a 67-yard kickoff return vs. Chicago that season (Oct. 7). Last season, he posted his career-long INT return with a 67-yarder vs. Chicago (Sept. 13).

- ▶ Williams is only the third NFL player whose career began since the 1970 merger to post a 90-yard punt return and interception and kickoff returns of 65 yards in a career, joining Adam Jones and Lemar Parrish.
- ▶ Williams posted his sixth interception of the season in Week 16 against the Giants, which topped his previous career high of five set in 2008.
- ▶ He led the Packers with a career-high 23 passes defended, topping his previous mark of 22 in 2009, and was named the first alternate at cornerback for the Pro Bowl.
- ▶ All of Williams' interceptions came in the last 12 games, and his six interceptions on the season tied him for No. 5 in the NFL.
- ▶ Williams has now posted four or more interceptions in each of the past three seasons. He is the only undrafted player in the NFL to accomplish that feat each of the last three seasons (2008-10).
- ▶ At the N.Y. Jets in Week 8, Williams recorded an interception, a forced fumble and a fumble recovery, the first time in his career he posted all three in the same game. It was the second straight season a Green Bay CB had accomplished that feat, with **Charles Woodson** registering all three last season at Detroit in Week 12.

▶ On Sunday at Philadelphia, Williams' interception of a Michael Vick pass in the end zone in the final minute clinched Green Bay's 21-16 Wild Card win.

CLIFFY GETS TO 150

When T **Chad Clifton** lined up as the starting left tackle in Week 7 vs. Minnesota, he became just the 19th player in Packers history to appear in 150 career games in a Green Bay uniform.

- ▶ Clifton is only the sixth offensive lineman in franchise annals to hit the 150-game mark, joining Forrest Gregg (187), Larry McCarren (162), Ron Hallstrom (162), Ken Ruettggers (156) and Frank Winters (156).
- ▶ By appearing in the game at New England in Week 15, Clifton moved into sole possession of the No. 4 spot among offensive linemen by playing in his 157th career game.
- ▶ Against the division-rival Vikings in Week 7, Clifton posted one of his finer performances in recent memory, limiting Pro Bowl DE Jared Allen to just one tackle and no sacks.
- ▶ In Week 9, Clifton was matched up for much of the evening with Pro Bowl LB DeMarcus Ware, who led the NFL with 15.5 sacks on the season. Clifton limited him to just two tackles and no sacks as the line allowed just one sack of Rodgers on the night.
- ▶ In Week 16 against the Giants, Clifton limited DE Osi Umenyiora to just one assisted tackle. Umenyiora ranked No. 7 in the league with 11.5 sacks.
- ▶ Performances like those against some of the league's elite pass rushers earned Clifton a Pro Bowl selection, the second of his career (2007).

COOL UNDER FIRE

QB **Aaron Rodgers** was one of the most effective passers in the league in 2009 against the blitz, and that strong play continued this season.

- ▶ According to STATS, Rodgers ranked No. 1 in the league this season (min. 100 attempts) with a 104.5 passer rating against the blitz, completing 111-of-167 attempts (66.5 percent) for 1,503 yards and 11 touchdowns with five interceptions.
- ▶ Last season, Rodgers ranked No. 2 in the NFL with a 112.7 rating, just a shade below Saints QB Drew Brees' 112.9 mark. Rodgers threw for 1,699 yards and 11 TDs with three INTs on 125-of-180 passing (69.4 percent).
- ▶ Over the past two seasons, Rodgers ranks No. 1 in the league (min. 200 attempts) with a 108.7 passer rating vs. the blitz.
- ▶ That is a noticeable jump from Rodgers' numbers as a first-year starter in 2008 when he posted an 85.0 rating against the blitz.

PACKERS TEAM NOTES

GETTING WHAT YOU EMPHASIZE

Green Bay's defense has been at its best this season when it has been placed in adverse situations and forced to respond.

- ▶ The Packers turned the ball over 22 times this season, but the defense showed significant improvement from last season in not allowing those giveaways to be converted into touchdowns.
- ▶ Opponents scored just 39 points (six field goals, three TDs) following the 22 takeaways this season, an average of 1.77 points per giveaway. That average ranks No. 4 in the NFL, and the Packers' three TDs off of giveaways were tied for No. 2 in the NFL.
- ▶ Green Bay had not given up a touchdown all season off a turnover until the Falcons drove for a score following QB **Aaron Rodgers'** fumble in Week 12 at Atlanta.
- ▶ The defense didn't get a chance to keep the Patriots out of the end zone after QB **Matt Flynn's** third-quarter interception at New England, as CB Kyle Arrington returned it 36 yards for a touchdown.
- ▶ According to STATS, the three TDs allowed were the fewest given up by Green Bay since the statistic began to be recorded in 1995.
- ▶ The Packers' average of 1.77 points off of giveaways ranked No. 4 in the NFL and was the best mark by Green Bay since 1.70 in 2000. The Packers allowed five TDs after giveaways that season.
- ▶ Although the Packers led the league in 2009 with 16 giveaways, a franchise record for fewest in a season, opponents were able to convert those turnovers into 70 points. That average of 4.38 points allowed per giveaway was the highest in the NFL.
- ▶ Another aspect of the defense that the Packers made strides in this season was limiting opponents when they get inside the 20-yard line, an area of emphasis after some struggles in 2009.
- ▶ In 2009, the Packers ranked No. 28 in the league in red-zone defense, allowing opponents to score touchdowns on 60.9 percent of trips inside the 20. Green Bay gave up an average of 4.72 points per red-zone trip by its opponents, which ranked No. 21 in the league.
- ▶ The Packers jumped 16 places in the league rankings, finishing No. 12 in the NFL in red-zone defense. Green Bay allowed its opponents to get into the end zone 48.4 percent of the time (15 TDs on 31 opportunities).
- ▶ That marks the best red-zone performance by the defense during Head Coach **Mike McCarthy's** tenure, besting the mark of 48.8 in 2007. It was also the best red-zone percentage by the Packers since 2003 (39.1).
- ▶ Green Bay gave up an average of 4.45 points per opponent red-zone trip, which ranked No. 12 in the NFL.



MAKING PLAYS ANOTHER WAY

While QB **Aaron Rodgers** continued to rank among the league's top passers again in 2010, it wasn't the only aspect of his game on display.

- ▶ Rodgers ranked No. 3 among NFL QBs this season despite missing one game with a career-high 356 rushing yards on 64 attempts (5.6 avg.), trailing only Philadelphia's Michael Vick (676) and Tampa Bay's Josh Freeman (374).
- ▶ Rodgers ranked tied for second among QBs in 10-yard runs (16) and was No. 4 in rushing TDs (four).
- ▶ He picked up 113 yards on 17 third-down carries this season (6.6 avg.), with six of them going for first downs (35.3 percent).
- ▶ Rodgers went over the 300-yard mark for the season in the Week 14 contest at Detroit to become the first Packers quarterback since Tobin Rote (1954-56) to record back-to-back 300-yard rushing seasons.
- ▶ Rodgers posted his fourth rushing TD of the season at Atlanta in Week 12, making him just the second QB in franchise annals to record four-plus rushing TDs in three straight seasons (Rote, 1954-56).

- ▶ His 51 rushing yards on 12 carries against the Falcons in Week 12 was just a yard shy of his career high, a 52-yard outing vs. Minnesota last season (Nov. 1, 2009). He is one of only five quarterbacks to post 50 rushing yards in a game this season.
- ▶ Rodgers is the first NFL quarterback to post four-plus rushing TDs in three consecutive seasons since Minnesota's Daunte Culpepper (2000-03) posted that number in four straight seasons.
- ▶ Since 2009, Rodgers ranks No. 2 among QBs in rushing yards (672), No. 2 in rushing TDs (nine), and No. 1 in 10-yard runs (30).
- ▶ Of his 122 rushing attempts since 2009, nearly a quarter (30) have been for 10 or more yards. He posted a 10-yard run in 11 of 15 starts this season, and in 22 of his last 31 contests.
- ▶ In 2009, Rodgers finished second among all NFL quarterbacks (David Garrard, 323) with 316 rushing yards, the most by a Green Bay QB since Don Majkowski posted 358 yards on the ground in 1989.
- ▶ Rodgers also led all NFL signal-callers with five rushing touchdowns in '09, the most by a Packers QB since Majkowski's five in '89.

FINDING A RHYTHM

No quarterback was more efficient than **Aaron Rodgers** on third down last season, and after a slow start in 2010, he picked up his play in that area.

- ▶ Over the final seven games (missed Week 15 at New England), Rodgers was No. 2 in the NFL with a 133.7 passer rating on third down, trailing only New England QB Tom Brady (136.3) over that span.
- ▶ That came on the heels of a 65.7 passer rating for Rodgers on third down in the first eight games, as he connected on just 38-of-73 passes (52.1 percent) for five TDs with five INTs, and an average of 6.22 yards per attempt.
- ▶ Since Week 9, Rodgers saw his yards per attempt on third down jump up to 8.90, good for No. 4 in the NFL over that span.
- ▶ Rodgers was tied for No. 2 in the NFL behind only Brady (eight) for the most 25-yard passes on third down since Week 9 with six, despite playing in only seven games to Brady's nine. Rodgers connected on just two 25-yard passes on third down in the opening eight contests.
- ▶ Last season, Rodgers ranked No. 1 in the NFL in passer rating on third down at 133.5. No other quarterback in the league threw for as many yards (1,710) or touchdowns (14) on third down as Rodgers, and his passer rating was the best in the NFL since Kurt Warner's 137.3 rating in 1999 with St. Louis.
- ▶ Rodgers ranks No. 1 among all NFL quarterbacks with a 116.0 passer rating on third down since 2009, throwing 25 TDs to just five INTs.

COACH LOCATIONS

- ▶ **Coaches' Box:** Dom Capers (defensive coordinator), Jerry Fontenot (asst. offensive line), Scott McCurley (defensive quality control), Curtis Fuller (administrator), Joe Philbin (offensive coordinator), John Rushing (offensive quality control), and Joe Whitt Jr. (secondary - cornerbacks).
- ▶ **Sideline:** Edgar Bennett (running backs), James Campen (offensive line), Tom Clements (quarterbacks), Mike Eays (research and development), Chad Morton (special teams asst.), Kevin Greene (outside linebackers), Ben McAdoo (tight ends), Winston Moss (inside linebackers/asst. head coach), Darren Perry (secondary - safeties), Jimmy Robinson (wide receivers), Shawn Slocum (special teams coordinator) and Mike Trgovac (defensive line).



WILD CARD GAME REVIEW - PACKERS 21, EAGLES 16

PACKERS ADVANCE WITH ROAD WIN

It's on to Atlanta. The Green Bay Packers took another one down to the wire and provided plenty of nervous moments on Sunday, but they survived.

▶ Three touchdown passes from quarterback **Aaron Rodgers**, a record-setting performance by rookie running back **James Starks**, and an interception in the end zone by cornerback **Tramon Williams** with 33 seconds left combined to provide a thrilling 21-16 victory over Philadelphia in an NFC Wild Card playoff game in front of 69,144 at Lincoln Financial Field.

▶ With the win, the No. 6 seed Packers (11-6) advance to the Divisional round for a game at No. 1 seed Atlanta (13-3) at 7 p.m. (CT) Saturday. It goes without saying how much better this result felt compared to a year ago at this time, when the Packers bowed out in an overtime heartbreaker in Arizona.

▶ "It feels good," Rodgers said. "It's disappointing to lose your last game like we did last year, but we have a lot of resilient guys in that locker room and guys who believe in each other."

▶ Belief was needed in the defense because this one had the makings of another heartbreaker as Philadelphia and quarterback Michael Vick rallied from a 21-10 deficit with a 75-yard fourth-quarter touchdown drive. Vick's sneak on fourth-and-goal from the 1 made it 21-16 with 4:02 left, but the Eagles failed to get the ensuing 2-point conversion on two attempts (a penalty forced a second try from the 7-yard line), which proved huge.

▶ That's because the Packers could only kill half of the remaining clock and punted the ball back to the Eagles just after the 2-minute warning. Without any timeouts, Vick went to work again, hitting the speedy DeSean Jackson for a 28-yard catch-and-run into Green Bay territory. Moments later Vick threw to Riley Cooper for 11 yards on third-and-10, getting the ball to the Green Bay 27.

▶ Hurrying up and eschewing a spike as the clock ticked under 45 seconds, Vick tried to go right back to Cooper deep down the left sideline, but Williams was in perfect position.

▶ "I'm not surprised they didn't spike the ball," Williams said. "They probably wanted to take a shot at that point, and hopefully it was either incomplete or they catch a touchdown. I guess they were just taking a chance at that point. The ball was kind of floating up there and I was able to get to it."

▶ Williams got his 5-foot-11 frame as high as he could against the 6-3 Cooper and plucked the ball cleanly with two hands for the leaping interception. Williams said he's been measured at 42½ inches on his vertical jump, and he might have needed all of it to make the play.

▶ "I can get up there," Williams said with a smile. "I was pretty high up there. I don't know what I used, but I had enough."

▶ So did the defense, which managed to contain the dangerous Vick and hold him to 33 yards rushing on eight carries, with his longest scramble just 14 yards. He threw for 292 yards on 20-of-36 passing, but he was sacked three times and posted a rating of just 79.9 as defensive coordinator **Dom Capers** mixed a variety of blitzes and coverage calls, including a spy at times, to keep Vick from knowing what the defense would do.

▶ "It's about limiting Vick's big playmaking ability," said linebacker **Clay Matthews**, who had a sack and otherwise gave Philadelphia right tackle Winston Justice all kinds of problems. "He loves to take deep shots, he loves to make big plays with his feet. It was moreso corraling him, closing the pocket in on him and not letting him escape, and I think we did that today."



▶ Besides the late one to Jackson, Vick only made two other big plays. He hit wide receiver Jeremy Maclin for a 44-yard gain that led to a field goal late in the first half, and he connected with wide receiver Jason Avant for a 24-yard touchdown just two plays after a Rodgers fumble on a sack gave the Eagles the ball in scoring range.

▶ That brought Philadelphia within 14-10 after the Packers had mostly dominated the first half.

▶ Green Bay overcame an early turnover on a punt when cornerback **Brandon Underwood** was blocked into the ball as it was rolling on the ground and the Eagles recovered at the Green Bay 41. But the defense rose up and got the stop, and Philadelphia kicker David Akers missed wide right on a 41-yard field goal, one of two misses for him on a windy day.

▶ The Packers put together touchdown drives of 68 and 57 yards, with Starks providing a ground game that eventually led to a franchise rookie

postseason rushing record of 123 yards on 23 carries. Rodgers (18-of-27, 180 yards, 3 TDs, no INTs, 122.5 rating) finished off both first-half scoring drives with short touchdown passes to tight end **Tom Crabtree**, his first NFL TD, and wide receiver **James Jones**.

▶ The Packers' lead could have been more than 14-3 at intermission had Jones not dropped what might have been a 63-yard touchdown pass in the final minute of the first half.

▶ But the offense came right back after the Rodgers fumble and subsequent score with a big-time answer. Rodgers found veteran receiver **Donald Driver** (team-high five catches for 56 yards) to convert consecutive third downs, Starks broke off a 19-yard run, and running back

Brandon Jackson showed wonderful patience on a screen pass, waiting for his blockers to run interference for a 16-yard touchdown to make it 21-10 midway through the third quarter.

▶ "That was the most important drive of the game," said Rodgers, whose second third-down conversion to Driver was a 20-yard bullet on third-and-10 that helped quiet the crowd. "It was an important time in the game for that. The crowd was just kind of getting back into it. We needed to give our defense a little bit of a break and get it back to a two-score game, and we did that."

▶ From there, the Packers simply held on, and they were helped when Akers missed wide right again for 34 yards out early in the fourth quarter. But the Packers managed just two first downs on their last three possessions, giving Vick the opportunity to pull off the comeback.

▶ One could argue the Packers got to this point because of their defense, and that defense didn't let them down when it mattered most.

▶ "(We knew) that they were going to stop them," Driver said. "We trust our defense."




▶ All the way to the end. Just like the regular season, which required two must-wins the last two weeks just to get in the playoffs. Because of all that, the Packers will continue to carry that fashionable label of a "dangerous" playoff team into the next round.

▶ "To finish the game in that manner where the defense wins the game," Matthews said, "it's only fitting for us."

▶ "I think we've been dangerous all season. Obviously a few things haven't gone our way. We've had a few ups and downs on this roller coaster of a year. But hopefully we're peaking at the right time. Three wins in a row, all playoff-like environments in which we need to win or else we go home. We've got another one on the road now in a very hostile environment. We feel good about where we're at. You can say we're dangerous, but we're just playing at the level we know how."

PACKERS TEAM NOTES

2010 OPPONENTS

		NFL Rank	
	Record	Offense	Defense
 at Atlanta Falcons.....	(13-3)	16	16
 Buffalo Bills	(4-12)	25	24
 Chicago Bears	(11-5)	30	9
 Dallas Cowboys	(6-10)	7	23
 Detroit Lions.....	(6-10)	17	21
 Miami Dolphins	(7-9)	21	6
 Minnesota Vikings	(6-10)	23	8
 at New England Patriots....	(14-2)	8	25
 New York Giants.....	(10-6)	5	7
 at New York Jets	(11-5)	11	3
 at Philadelphia Eagles.....	(10-6)	2	12
 San Francisco 49ers...	(6-10)	24	13
 at Washington Redskins...	(6-10)	18	31

PACKERS DRAW IMPRESSIVE TV RATINGS

For the second straight season, a Wild Card contest featuring the Packers headlined the opening weekend of the playoffs when it came to television ratings.

- ▶ The Packers' win over the Philadelphia Eagles on Sunday earned the highest television rating for a Wild Card game in 12 years.
- ▶ The game drew a 22.1 rating and 37 share, the best since a Packers-49ers matchup during the 1998 playoffs. The 39.3 million viewers Sunday were the most ever for a Wild Card game.
- ▶ Last season's thrilling overtime Wild Card playoff game between the Packers and Cardinals drew 34.4 million viewers.

DUAL THREAT

Fifth-year RB **John Kuhn** has been given more opportunities this season as a rusher and as a pass-catcher after working at fullback in the past, and over a two-game span late in the season, he was especially productive.

- ▶ In Green Bay's games at New England in Week 15 and vs. the N.Y. Giants in Week 16, Kuhn scored four TDs (two rushing, two receiving), the most total touchdowns of any player in the NFL over that span.
- ▶ Kuhn posted one of the finest performances of his career against the Giants, recording a career-best two rushing TDs and a receiving TD on just eight touches from scrimmage in Green Bay's 45-17 victory.
- ▶ The three-TD outing earned Kuhn a game ball, but he wasn't done there. He also earned one for his special-teams efforts as he recorded a career-high four tackles, three on kickoff coverage.
- ▶ The career day came on the heels of a strong showing at New England the previous week as Kuhn registered 48 yards from scrimmage with 21 rushing yards on six carries and three receptions for 27 yards and a TD.
- ▶ Kuhn posted career highs this season in every offensive category, registering 281 rushing yards and four TDs on 84 attempts (3.3 avg.) and 97 receiving yards and two TDs on 15 receptions (6.5 avg.). He was the only player on the team with at least two rushing TDs and two receiving scores. Of his 84 rushing attempts, 25 went for first downs (29.8 percent).
- ▶ He was effective on third down, picking up 57 yards on 15 carries (3.8 avg.) on the season, with 12 of those attempts going for first downs. That 80.0 first-down percentage ranks No. 2 in the NFL (min. 10 attempts) behind only Miami FB Lousaka Polite (12-of-14, 85.7). Kuhn was also 9-of-10 (90.0 percent) on third-and-1.

A STABILIZING FORCE

With injuries along the defensive line this season, NT **B.J. Raji** was called upon to step up his play and his snap count, and the second-year man did just that.

- ▶ Raji led all NFL nose tackles with 6.5 sacks in 2010, including four in the final five games. That included a career-high two-sack performance at New England in Week 15.
- ▶ According to STATS, Raji's 6.5 sacks were the most by an NFL nose tackle since Minnesota's Ken Clarke registered seven in 1990.
- ▶ After playing in 14 games with one start as a rookie last season, Raji was the only Green Bay defensive lineman to open every game in 2010. His career-high 66 tackles (36 solo) led the line.
- ▶ As a rookie in 2009, Raji saw most of his time at both end spots and as an inside rusher on passing downs. This season he worked primarily at nose along with his inside-rushing responsibilities in sub packages, and his 12 quarterback hits ranked No. 3 on the team.

500 CLUB

With nine points in Week 16 against the Giants, K **Mason Crosby** went over the 500-point mark for his career.

- ▶ By hitting that mark in his 63rd career game, he became the second fastest to 500 points in franchise history behind only RB Paul Hornung (60 games).
- ▶ Crosby also went over the 100-point mark for the season against the Giants, his fourth straight season with 100-plus points. He finished the season with 112 points.
- ▶ His four points against the Bears in Week 17 gave him 509 for his career. That ranks No. 2 in NFL history for the most points by a player in his first four seasons in the league. New England's Stephen Gostkowski (513 points, 2006-09) holds the current mark.
- ▶ Crosby recorded 397 points from 2007-09, an NFL record for the most by a player in his first three seasons.

PACKERS TEAM NOTES

YOUTH IS SERVED

Whenever injuries occur, it is a chance for other players on the roster to show what they are capable of in an expanded role. For Green Bay this season, many of those opportunities went to younger players.

- ▶ Six Green Bay rookies started a game in 2010, the most since the Packers had the same number start at least one game in 2007.
- ▶ T **Bryan Bulaga**, the team's first-round pick out of Iowa who worked at LT and LG all preseason, started the final 12 games at RT in place of injured veteran **Mark Tauscher**, who was placed on IR.
- ▶ LB **Frank Zombo**, a non-drafted free agent from Central Michigan, played in the first 13 games with eight starts before sustaining a knee injury. He led all Green Bay rookies and ranked No. 6 on the team with 67 tackles (44 solo) and a forced fumble.
- ▶ TE **Andrew Quarless** started his first career game vs. Detroit in Week 4 and factored more prominently in the offense with starting TE **Jermichael Finley** (knee) lost for the season. Quarless' 62 yards receiving in Week 14 at Detroit were the most by a Packers rookie TE since Ron Kramer recorded 68 yards at Detroit on Nov. 27, 1958. Quarless posted 238 receiving yards on 21 catches (11.3 avg.) this season.
- ▶ RB **James Starks** made his pro debut vs. the 49ers in Week 13 after spending the first nine games of the season on the PUP list with a hamstring injury, and rushed for 73 yards on 18 carries (4.1 avg.). That yardage total was the most by a rookie Packers RB in his first game since Ralph Earhart posted 78 yards in his debut at Boston on Sept. 17, 1948.
- ▶ DE **C.J. Wilson**, a seventh-round selection from East Carolina, started for the first time in his career in Week 6 vs. Miami in place of an injured **Ryan Pickett**, and posted four tackles. He saw some time over the final 11 games, recording 21 tackles (12 solo) on the season. Wilson registered his first career sack in Week 9 against Dallas, bringing down QB Jon Kitna on the final play of the game.
- ▶ S **Morgan Burnett**, a third-round pick out of Georgia Tech, became only the second Packers rookie safety to start on opening day since 1988. He opened the first four games, posting 15 tackles and an interception, before sustaining a season-ending knee injury in Week 4.
- ▶ Burnett was joined in the starting lineup in Week 1 by nickel CB **Sam Shields**, a non-drafted rookie out of Miami. It was the first time since the 1970 merger that the Packers started two rookie DBs on opening day. Shields had 27 tackles, nine passes defensed and two interceptions in 14 games played with six starts as the Packers' nickel corner. His two INTs were the most by a Packers rookie since S Aaron Rouse had two in 2007.



STEPPING IN AND STEPPING UP

Third-year QB **Matt Flynn** made his first career NFL start in one of the toughest environments in the league in Week 15 in place of an injured **Aaron Rodgers**.

- ▶ Facing the 11-2 New England Patriots, who entered the game with a league-high 15-game winning streak at Gillette Stadium, Flynn completed 24-of-37 passes for 251 yards and three touchdowns with one interception for a 100.2 passer rating in Green Bay's 31-27 loss.
- ▶ According to the Elias Sports Bureau, Flynn's 100.2 passer rating was the **highest by an NFL quarterback** making his first career start against a team with a 10-2 record or better since the 1970 AFL-NFL merger.
- ▶ Flynn also became the first Packers QB to throw three touchdown passes in his first career start since Anthony Dilweg threw for three TDs vs. the Los Angeles Rams on Sept. 9, 1990, at Lambeau Field.
- ▶ Flynn's first touchdown pass of the game, which was also the first of his career, was a 66-yard completion to WR **James Jones** in the second quarter. That is the longest TD pass by an NFL quarterback in his first start since the Eagles' Kevin Kolb threw a 71-yard TD pass last season in Week 2 vs. New Orleans.

▶ It was the first time the Packers started a QB other than Rodgers or Brett Favre since Sept. 20, 1992, when Don Majkowski got the opening nod against Cincinnati at Lambeau Field.

OUT OF THE BREAK

The opening drive of either half can help set the tone, and the Packers were effective on both sides of the ball coming out of halftime.

- ▶ The Packers were tied for No. 7 in the NFL with 37 points on their first possession of the second half, which topped their mark of 20 points on opening second-half drives last season (No. 20).
- ▶ The high mark under **Mike McCarthy** came in 2007, when Green Bay tied for No. 3 in the league with 50 points on opening second-half drives.
- ▶ The Packers did not score a touchdown on the first drive of the second half all of 2008, part of a 34-game span without a TD on the first possession after halftime that started late in 2007 and ran all the way until Week 16 vs. Seattle last season.
- ▶ Green Bay's defense did its part as well to start the second half, allowing just six points all season. That ranked No. 1 in the NFL and according to STATS, was the best mark by the Packers since the statistic began to be recorded in 1995.
- ▶ The defense posted five takeaways (three INTs, two fumbles) on the opening drive of the second half, which was tied for No. 2 in the NFL behind only Atlanta (six).
- ▶ Last year the Packers gave up 31 points on opening second-half drives, which ranked No. 18 in the NFL.

2011 OPPONENTS SET

The Packers' 2011 schedule includes five games against 2010 playoff teams. Two of those games (Chicago, New Orleans) will be at Lambeau Field, while three (Chicago, Atlanta, Kansas City) will come on the road.

- ▶ Including its six games against division opponents, Green Bay also will play two opponents, Atlanta and the N.Y. Giants, that it faced in 2010.
- ▶ The Packers will play the four teams from the AFC West for the first time since 2007 while also playing the teams from the NFC South for the second time in the past four seasons (2008).
- ▶ A closer look at the 2010 opponents:

Home Games	'10 Record	Last Overall Meeting/Result	Last Lambeau Field Meeting/Result
Chicago	.11-5	12/31/10, W, 10-3	12/31/10, W, 10-3
Denver	.4-12	10/29/07, W, 19-13*	12/28/03, W, 31-3
Detroit	.6-10	12/12/10, L, 3-7	10/3/2010, W, 28-26
Minnesota	.6-10	11/21/10, W, 31-3	10/24/10, W, 28-24
New Orleans	.11-5	11/24/08, L, 29-51	9/17/06, L, 27-34
Oakland	.8-8	12/9/07, W, 38-7	12/9/07, W, 38-7
St. Louis	.7-9	9/27/09, W, 36-17	10/8/06, L, 20-23
Tampa Bay	.10-6	11/8/09, L, 28-38	9/25/05, L, 16-17
Totals	63-65	(492)	

* - overtime

Road Games	'10 Record	Last Overall Meeting/Result	Last Meeting at Site/Result
Atlanta	.13-3	11/28/10, L, 17-20	11/28/10, L, 17-20
Carolina	.2-14	11/30/08, L, 31-35	10/3/05, L, 29-32
Chicago	.11-5	12/31/10, W, 10-3	9/27/10, L, 17-20
Detroit	.6-10	12/12/10, L, 3-7	12/12/10, L, 3-7
Kansas City	.10-6	11/4/07, W, 33-22	11/4/07, W, 33-22
Minnesota	.6-10	10/24/10, W, 28-24	11/21/10, W, 31-3
N.Y. Giants	.10-6	12/26/10, W, 45-17	9/16/07, W, 35-13
San Diego	.9-7	9/23/07, W, 31-24	12/14/03, W, 38-21
Totals	67-61	(523)	
Overall	130-126	(508)	

PLAYOFFS PARTICIPATION

Player	Career		Green Bay	
	GP	GS	GP	GS
Atari Bigby	3	3	3	3
Desmond Bishop	3	1	3	1
Diyral Briggs	1	0	1	0
Bryan Bulaga	1	1	1	1
Jarrett Bush	4	1	4	1
Chad Clifton	9	9	9	9
Daryn Colledge	4	4	4	4
Nick Collins	4	4	4	4
Tom Crabtree	1	0	1	0
Mason Crosby	4	0	4	0
Donald Driver	10	8	10	8
Robert Francois	1	0	1	0
Brett Goode	2	0	2	0
Howard Green	4	0	0	0
Korey Hall	3	2	3	2
A.J. Hawk	4	3	4	3
Brandon Jackson	4	0	4	0
Cullen Jenkins	5	3	5	3
Greg Jennings	4	2	4	2
Quinn Johnson	1	1	1	1
James Jones	4	0	4	0
John Kuhn	4	1	4	1
T.J. Lang	2	0	2	0
Donald Lee	4	4	4	4
Pat Lee	1	0	1	0
Tim Masthay	1	0	1	0
Clay Matthews	2	2	2	2
Dimitri Nance	1	0	1	0
Jordy Nelson	2	0	2	0
Charlie Peprah	3	1	3	1
Ryan Pickett	10	6	4	3
Andrew Quarless	1	1	1	1

Player	Career		Green Bay	
	GP	GS	GP	GS
B.J. Raji	2	1	2	1
Aaron Rodgers	3	2	3	2
Josh Sitton	2	2	2	2
James Starks	1	1	1	1
Brett Swain	1	0	1	0
Jason Spitz	3	2	3	2
Brandon Underwood	2	0	2	0
Erik Walden	2	1	1	1
Scott Wells	5	4	5	4
Matt Wilhelm	8	2	1	0
Tramon Williams	4	2	4	2
C.J. Wilson	1	0	1	0
Charles Woodson	11	10	4	3
Jarius Wynn	2	0	2	0
Totals	154	84	129	72

Coach	Games	
	Career	Green Bay
Mike McCarthy	12	4
Winston Moss	6	4
Dom Capers	13	2
Joe Philbin	7	7
Edgar Bennett	4	4
James Campen	5	5
Tom Clements	6	4
Jerry Fontenot	4	4
Ben McAdoo	4	4
Darren Perry	8	2
Jimmy Robinson	14	4
Shawn Stocum	4	4
Mike Trgovac	13	2
Totals	100	50

PACKERS AMONG BEST IN POSTSEASON

In the midst of their 13th playoff appearance in the last 18 years, and two trips to the Super Bowl in the 1990s, the Packers own the third-best postseason winning percentage in National Football League history, trailing only Baltimore and Pittsburgh. They have won 26 of 42 playoff games since their first-ever postseason contest — the 1936 NFL championship, a 21-6 victory over the Boston Redskins. The standings:

Franchise	W	L	Pct	Pts	Opp
Baltimore Ravens	9	5	.643	268	171
Pittsburgh Steelers	31	19	.620	1,180	1,020
Green Bay Packers	26	16	.619	1,016	833
Carolina Panthers	6	4	.600	219	203
*New England Patriots	21	14	.600	744	699
San Francisco 49ers	25	17	.595	1,044	853
*Oakland Raiders	25	18	.581	1,028	797
*Washington Redskins	23	17	.575	819	707
Dallas Cowboys	33	25	.569	1,355	1,098
Denver Broncos	17	15	.531	694	794
Miami Dolphins	20	20	.500	789	875
*Indianapolis Colts	19	20	.487	785	796
Philadelphia Eagles	19	20	.487	757	720
Chicago Bears	16	17	.485	702	681
Buffalo Bills	14	15	.483	681	658
New York Jets	11	12	.478	463	463
*Arizona Cardinals	6	7	.462	305	361
Jacksonville Jaguars	5	6	.455	262	288
New York Giants	20	24	.455	763	833
Seattle Seahawks	8	10	.444	397	403
*St. Louis Rams	19	24	.442	770	944
*Tennessee Titans	14	19	.424	579	762
Minnesota Vikings	19	26	.422	900	1,017
New Orleans Saints	5	7	.417	287	348
Detroit Lions	7	10	.412	365	404
Atlanta Falcons	6	9	.400	322	361
Tampa Bay Buccaneers	6	9	.400	230	279
*San Diego Chargers	10	16	.385	488	592
*Kansas City Chiefs	8	13	.381	340	445
Cincinnati Bengals	5	9	.357	277	312
Cleveland Browns	11	20	.355	629	728
Houston Texans	-	-	-	-	-

* — **Arizona** totals include two games when franchise was in Chicago (won 28-21, lost 7-0) and three games when franchise was in St. Louis (lost 30-14, lost 35-23, lost 41-16); **Indianapolis** totals include 15 games when franchise was in Baltimore (won 8, lost 7, 264 points scored, 262 points allowed); **Kansas City** totals include one game while franchise was Dallas Texans (won 20-17); **New England** totals include two games when franchise was in Boston (won 26-8, lost 51-10); **Oakland** totals include 12 games when franchise was in Los Angeles (won 6, lost 6, 268 points scored, 224 points allowed); **St. Louis Rams** totals include one game when franchise was in Cleveland (won 15-14) and 32 games played when franchise was in Los Angeles (won 12, lost 20, 486 points scored, 683 points allowed); **San Diego** totals include one game when franchise was in Los Angeles (lost 24-16); **Tennessee** totals include 22 games when franchise was in Houston and known as the Oilers (won 9, lost 13, 371 points scored, 533 points allowed); **Washington** totals include one game when franchise was in Boston (lost 21-6).

STREAKS & MILESTONES

76 CHAD CLIFTON

- ▶ Has played in 159 career games, including 154 starts. By appearing in the Week 7 game vs. Minnesota, became the 19th player and sixth offensive lineman in team history to play 150 career games in a Green Bay uniform.
- ▶ Has started 122 of the last 128 games since returning from a serious pelvic injury that ended his 2002 season.

36 NICK COLLINS

- ▶ In 2009, became the first Packers player to record an interception in four consecutive games (Weeks 11-14) since 1961 (John Symank).
- ▶ With 17 interceptions since 2008, is tied for No. 2 among NFL safeties behind only Ravens S Ed Reed (20).
- ▶ Ranks second (Reed, 558) among all NFL players with 439 interception return yards since 2008.
- ▶ With four interception returns for scores in his career, matches No. 5 Johnny (Blood) McNally on Green Bay's all-time career list. With another, would match No. 3 Bobby Dillon and Darren Sharper, each of whom returned five.



2 MASON CROSBY

- ▶ His 505 career points (2006-2010) rank No. 2 in NFL history for the most points scored by a player in his first four seasons, trailing only New England K Stephen Gostkowski (513, 2006-09).
- ▶ Holds the NFL record for most points scored by a player in his first three seasons (397), breaking the mark held by Gostkowski (388, 2006-08).
- ▶ Set a franchise record with a 56-yard field goal in Week 1 at Philadelphia, eclipsing the mark of 54 previously held by three kickers (Chris Jaffe, Ryan Longwell and Dave Rayner).
- ▶ For his career, has hit 71-of-79 field goals (89.9 percent) from 39 yards and closer.
- ▶ Has hit 26-of-37 field goals (70.3 percent) from 40-49 yards.
- ▶ Has hit 10-of-21 field goals (47.6 percent) from 50-plus yards.

80 DONALD DRIVER

- ▶ Topped the 1,000-yard receiving mark for a seventh overall season and sixth consecutive in 2009, extending his own team record in each category.
- ▶ Has 9,615 career receiving yards, No. 2 on the franchise's all-time list behind No. 1 James Lofton (9,656).
- ▶ Surpassed Sterling Sharpe (595) in 2009 to become the franchise's all-time leader in receptions. Driver has 698 career catches.
- ▶ Had a reception in 133 consecutive games, besting the franchise's previous long streak of Sharpe's 103 (1988-94), before not catching a pass in Week 7 against Minnesota.
- ▶ In 2010, had 50-plus receptions for the ninth time, extending his franchise record. Lofton and Sharpe each had seven seasons with 50-plus catches.
- ▶ Is the all-time leading receiver at Lambeau Field, with 4,645 career receiving yards at the stadium.
- ▶ Also is Lambeau Field's all-time leader in receptions with 333.
- ▶ With a TD catch vs. Detroit in Week 4, moved into sole possession of No. 2 spot with 22 TD catches at Lambeau Field. Antonio Freeman (36) ranks first in the stadium's history.
- ▶ Has 22 career 100-yard receiving games, No. 4 in team history. Needs two more games to equal No. 3 Don Hutson (24) on the all-time list.
- ▶ With 53 career TD receptions, joins Hutson (99), Sharpe (65), Freeman (57) and Max McGee (50) as the only Packers with 50 career TD catches.
- ▶ Ranks No. 3 all-time in yards from scrimmage with 9,832, moving past 3 Jim Taylor (9,712) in Week 14 in Detroit.

50 A.J. HAWK

- ▶ Has played in all 80 games in his career, including 77 starts, and has posted 25 double-digit tackle games.
- ▶ Posted a career-high three interceptions this season, a total that also was tied for No. 1 among NFL LBs.
- ▶ In 2009, was one of only 10 NFL linebackers to record at least 85 tackles, two interceptions and a sack.

77 CULLEN JENKINS

- ▶ Ranks No. 9 in team history with 29 career sacks.
- ▶ In 2009, was one of only eight defensive linemen in the league to post at least 50 tackles, four sacks and three forced fumbles.
- ▶ Batted down nine passes in 2007, which ranks second (Johnny Jolly, 11, 2009) on the single-season list among Packers defensive linemen since the team began recording the statistic in 1980.

85 GREG JENNINGS

- ▶ With 12 TD receptions this season, joined Sterling Sharpe, Antonio Freeman and Billy Howton as the only Packers to post 12-plus TD catches in two seasons.
- ▶ By eclipsing the 1,000-yard receiving mark for the season in Week 15 at New England, became the fifth player in team history to post

three straight 1,000-yard receiving seasons, joining Lofton, Sharpe, Freeman and Driver.

- ▶ His four career catches of 80-plus yards are a franchise record and tied for most among active NFL players with Buffalo WR Lee Evans.
- ▶ His 27 catches of 40-plus yards since 2007 lead all NFL players.
- ▶ Had 142 receiving yards in Week 16 vs. the N.Y. Giants for his 19th career 100-yard game.
- ▶ In Week 16 against the Giants, surpassed 5,000 career receiving yards in his 74th career game, making him the fourth fastest to 5,000 yards receiving in team annals. He now has 5,222 career yards.

86 DONALD LEE

- ▶ With 17 career touchdown catches, is tied for No. 4 on the franchise's all-time tight ends list with Mark Chmura.
- ▶ Is No. 5 on the team's all-time tight ends list with 178 receptions.

52 CLAY MATTHEWS

- ▶ His 17 sacks in his first 20 games were the most by an NFL player to start his career, eclipsing the mark of 16.5 set by Leslie O'Neal (1986, 1988) and John Abraham (2000-01).
- ▶ Is the first NFL player since sacks became an official stat in 1982 to post a double-digit sack total and a defensive TD in each of his first two seasons in the league.
- ▶ First player in franchise annals to post 10-plus sacks in each of his first two years in the NFL.
- ▶ Became first player in team history since sacks became an official league statistic in 1982 to post back-to-back three-sack games (Weeks 1-2, 2010).
- ▶ Is tied for No. 3 in the NFL with 23.5 sacks since 2009.
- ▶ Set franchise rookie record with 10 sacks in 2009.



Two years after he co-founded the Packers with Curly Lambeau, George Calhoun began writing a piece called The Dope Sheet, which served as the official press release and game program from 1921-24.



STREAKS & MILESTONES

12 AARON RODGERS

- ▶ Ranks No. 1 in NFL history with a 98.4 career passer rating.
- ▶ With a 101.2 rating this season, became the first quarterback in team history to post back-to-back 100-plus passer rating seasons.
- ▶ Became the first player in NFL history to post 4,000 yards passing in each of his first two seasons as a starter (2008-09).
- ▶ Surpassed the 10,000-yard mark for his career this season at Washington in Week 5, becoming just the sixth QB in franchise history to top that mark.
- ▶ Threw 70 TD passes in his first 40 career starts, a franchise record.
- ▶ Finished the '09 season with 4,434 passing yards, No. 2 on the franchise's single-season list behind Lynn Dickey (4,458, 1983).
- ▶ His passer rating of 103.2 in 2009 was the second-best single-season mark in franchise history, behind Bart Starr's 105.0 in 1966 (min. 200 attempts).
- ▶ In 2009, became first QB in NFL history to throw 30 or more TDs, seven or fewer INTs, and rush for five TDs in the same season.
- ▶ Joined Steve Young (San Francisco, 1998) as the only quarterbacks in NFL history to throw for 4,000 yards and 30 TDs and rush for 300 yards and five TDs in the same season.
- ▶ Has 14 career 300-yard games and 14 three-TD games.
- ▶ In 47 career starts, has eclipsed a 100.0-plus passer rating 25 times.
- ▶ His 155.4 passer rating at Cleveland in Week 7 in 2009 was the franchise's highest single-game total (min. 20 attempts), besting Brett Favre's 154.9 rating set in Oakland on Dec. 22, 2003.
- ▶ Has registered a passer rating over 110.0 in four consecutive games twice in his career (Weeks 3-7, 2009; Week 9, Weeks 11-13, 2010), one of only two quarterbacks in franchise history (Bart Starr, 1966) to accomplish the feat in a single season.
- ▶ Is the only NFL QB since the 1970 merger to post four straight 110-plus rating games in back-to-back seasons.
- ▶ Is the fourth player in Packers history to surpass the 4,000-yard mark in a season, joining Lynn Dickey (1), Brett Favre (5) and Don Majkowski (1).
- ▶ Has posted four or more rushing TDs each of the past three seasons, becoming only the second Packers QB to accomplish that feat (Tobin Rote, 1954-56), and has eclipsed 300 rushing yards in back-to-back seasons, the first since Rote in 1954-56.
- ▶ His four-TD, zero-INT game vs. the N.Y. Giants in Week 16 was the 10th game in which he had three-or-more touchdown passes and no interceptions. That is an NFL record for the most games of that type by a quarterback within three seasons of his first NFL start, topping Kurt Warner's mark of nine from 1999-2001.



38 TRAMON WILLIAMS

- ▶ Led the team with a career-high 23 passes defended this season.
- ▶ Starting with his first career interception in the 2007 regular-season finale, has 16 interceptions in the last 49 games.
- ▶ Posted a career-high six interceptions this season, topping his previous career best of five in 2008.
- ▶ Is the only non-drafted free agent in the NFL to post four or more interceptions in each of the past three seasons.

21 CHARLES WOODSON

- ▶ His nine defensive touchdowns with Green Bay (eight interceptions, one fumble recovery) are a team record.
- ▶ With eight interception returns for scores, ranks No. 1 on Green Bay's all-time list, eclipsing the previous mark set by Herb Adderley (seven, 1961-69).
- ▶ For his career, has 10 INT-return TDs, which ranks No. 3 in NFL history behind only Rod Woodson (12) and Darren Sharper (11).
- ▶ Ranks No. 3 in the league with 396 INT return yards since 2008, trailing only Baltimore's Ed Reed (558) and teammate Nick Collins (439).
- ▶ His five forced fumbles this season were a career high and the most by a Packer since LB/DE Keith McKenzie posted five in 1999.
- ▶ In 2009, established career highs in interceptions (9, tied league lead), and interception returns for TDs (3, tied league lead and team record), and matched a then career high with four forced fumbles.
- ▶ Has 47 career interceptions, 30 in 78 games since coming to Green Bay in 2006. Woodson had 17 interceptions in 106 games with Oakland.
- ▶ Woodson's 18 interceptions since 2008 rank No. 3 among all NFL players (Reed and Philadelphia CB Asante Samuel, 20 each).
- ▶ Became the fourth player in NFL history since sacks became an official statistic in 1982 to record at least nine interceptions and two sacks in a single season. Is the only player in NFL history to post at least seven interceptions and two sacks in back-to-back seasons.
- ▶ In 2009, became the first NFC player to win the conference's Defensive Player of the Month award multiple times in one season (Sept., Nov., Dec.).
- ▶ With nine interceptions in 2009, became only the second player in franchise history to post at least seven interceptions in three different seasons (Bobby Dillon, 1953-57).
- ▶ With two interceptions against Detroit on Thanksgiving in 2009, recorded the fifth multi-interception game of his career. Four of those games have come with Green Bay.
- ▶ Became the first NFL player since sacks became an official statistic in 1982 to record two interceptions, an interception for a touchdown, a sack and a fumble recovery in the same game when he posted all of those statistics at Detroit on Thanksgiving.

PRONUNCIATION GUIDE

PLAYERS

Atari Bigby ah-TARR-ee BIG-bee
 Diyral Briggs DIE-rell
 Bryan Bulaga buh-LAH-gah
 Brandon Chillar CHILL-er
 Robert Francois fran-SWAH
 Brett Goode GEWD
 Justin Harrell HAIR-uhl
 Spencer Havner HAY-vner
 Cullen Jenkins KULL-en
 John Kuhn KOON
 Tim Masthay MAS-tay
 Ryan Pickett PICK-ett
 Brady Poppinga puh-PING-ah

Andrew Quarless QUAR-liss
 B.J. Raji RAH-jee
 Josh Sitton SITT-en
 Jason Spitz SPITTS
 Mark Tauscher TAO-scher
 Tramon Williams trah-MAHN

COACHES

James Campen KAMP-en
 Tom Clements KLEMM-ints
 Jerry Fontenot FON-tin-oh
 Ben McAdoo MACK-ah-doo
 Shawn Slocum SLOW-kumm
 Mike Trgovac TUR-go-vac

PACKERS STARTERS - OFFENSE

WR Greg Jennings, 5-11, 198, 5th Year, Western Michigan

- ▶ Ranked No. 2 in the NFC and No. 4 in the NFL with 1,265 receiving yards, his third straight 1,000-yard season, on his way to earning Pro Bowl recognition for the first time in his career.
- ▶ Averaged 98.4 yards receiving per game in the final 11 contests, which ranked No. 1 in the NFL over that span.
- ▶ Tied for No. 2 in the NFL with 12 TD receptions, which matches his career high (2007).
- ▶ Leads the NFL with 27 catches of 40-plus yards since 2007, and his career 31.5-yard average per TD reception ranks No. 2 among active players (min. 20 TD receptions).
- ▶ Has caught a pass in 74 of 75 games played for the Packers (77 of 78 including playoffs), including a team-high current streak of 30 contests.
- ▶ Was the second of two second-round draft choices by the Packers in 2006 (52nd overall), a pick obtained in a draft-day trade down of 16 spots with New England.

LT Chad Clifton, 6-5, 320, 11th Year, Tennessee

- ▶ Has started 122 of 128 games (128 of 134 including playoffs) at LT since returning to the field in 2003 from the serious pelvic injury that ended his '02 season.
- ▶ Selected to the Pro Bowl this season for the second time in his career (2007).
- ▶ By appearing in the Week 7 game vs. Minnesota, became the 19th player and sixth offensive lineman in team history to play in 150 games in a Green Bay uniform.
- ▶ Has blocked for five of the top eight single-season rushers in team history, and has helped pave the way for a 1,000-yard rusher in eight of his 11 seasons in Green Bay.
- ▶ Selected in the second round (44th overall) by the Packers in 2000, the fifth OL picked.



LG Daryn Colledge, 6-4, 308, 5th Year, Boise State

- ▶ Has shown his durability by never missing a game in the NFL or in college, a combined total of 132 games (135 including playoffs). His streak of 80 straight games played ranks tied for No. 1 on the team with LB A.J. Hawk.
- ▶ Played 97.4 percent of the offensive snaps in 2009, second on the team for any player on either side of the ball behind fellow G Josh Sitton. In 2008, joined Jason Spitz as the only offensive players to play every snap.
- ▶ Named Packers' 2009 Walter Payton Man of the Year, the only league award that recognizes player off-the-field community service as well as playing excellence.
- ▶ Was the first of two second-round draft picks by Green Bay in 2006 (47th overall), and was the sixth OL picked.

C Scott Wells, 6-2, 300, 7th Year, Tennessee

- ▶ Began 2009 season as backup at center but reclaimed starting role early due to injury reshuffling and didn't relinquish it.
- ▶ Has played in 95 games with 84 starts during his seven seasons in Green Bay, with 69 starts at center since 2006 and 30 straight.
- ▶ A key blocker in Ryan Grant's back-to-back 1,200-yard rushing seasons in 2008-09, making Grant only the third running back in team history to accomplish that feat.
- ▶ Drafted by Green Bay in 2004 with a compensatory pick in the seventh round (251st overall).

RG Josh Sitton, 6-3, 318, 3rd Year, Central Florida

- ▶ Has started 33 straight games at RG, the longest streak by a Green Bay offensive lineman at one position.
- ▶ Named a Pro Bowl alternate and finished No. 1 at his position in fan voting.
- ▶ Was the only Packers offensive lineman to open every game at one position in 2009. Also played all 1,093 snaps on offense, the only player on either side of the ball to not miss a snap with his unit.
- ▶ Known best for his run blocking, was a key cog in Ryan Grant's career-best 1,253-yard season in 2009, the sixth-best single-season rushing total in franchise annals.
- ▶ Selected by the Packers with their second fourth-round pick in 2008 (135th overall), a free agency compensatory choice.

RT Bryan Bulaga, 6-5, 314, Rookie, Iowa

- ▶ Started the final 12 games at RT, taking over for injured veteran Mark Tauscher, who was placed on injured reserve on Nov. 12.
- ▶ Started 23 of 26 games at left tackle over his final two seasons at Iowa, missing three games as a junior in 2009 due to a thyroid condition.
- ▶ Selected by Green Bay in the first round (23rd overall) of the 2010 NFL Draft, the first offensive lineman to be selected in the first round by the Packers since Ross Verba in 1997.

TE Andrew Quarless, 6-4, 252, Rookie, Penn State

- ▶ Played in 13 games with four starts and posted 21 receptions for 238 yards (11.3 avg.) and a touchdown.
- ▶ His 62 receiving yards at Detroit in Week 14 were the most by a Packers rookie TE since Ron Kramer (68) on Nov. 28, 1957, at Detroit.
- ▶ Holds the Penn State records for receptions by a tight end in a career (87) and single season (41 in 2009).
- ▶ Selected by Green Bay in the fifth round (154th overall) of the 2010 NFL Draft with the first of the team's two selections in the round.

WR Donald Driver, 6-0, 194, 12th Year, Alcorn State

- ▶ Ranks first on the franchise's all-time list for receptions with 697 and ranks second in team history with 9,615 career yards, trailing only James Lofton (9,656). Was No. 2 on the team this season in receptions (51), No. 4 in receiving yards (565) and No. 3 in receiving TDs (four).
- ▶ Extended two team records in 2009 with his seventh 1,000-yard season and sixth straight. Indianapolis' Reggie Wayne was the only other player in the NFL to have a 1,000-yard season each year from 2004-09.
- ▶ Caught a pass in 133 straight games (139 including postseason) before not posting a reception in Week 7 vs. Minnesota, the longest streak in franchise history.
- ▶ Was the second of two seventh-round draft choices (213th overall) by Green Bay in 1999.

QB Aaron Rodgers, 6-2, 225, 6th Year, California

- ▶ Ranked No. 3 in the NFL with a 101.2 passer rating, No. 7 with 3,922 passing yards, tied for No. 6 with 28 TD passes, and No. 2 in passes of 25-plus yards with 40 despite missing the Week 15 game at New England. Was named a first alternate for the Pro Bowl.
- ▶ Last season, became the first quarterback in NFL history to throw for 4,000 yards in each of his first two seasons as a starter.
- ▶ Ranks No. 1 in NFL history with a 98.4 career passer rating.
- ▶ In 47 regular-season starts, has posted 14 300-yard passing games, 26 games without an interception and 25 with a 100-plus passer rating.
- ▶ Is No. 2 among quarterbacks with nine rushing TDs since 2009, and ranks No. 2 among QBs in rushing yardage with 672 over that span.
- ▶ Selected by the Packers in the first round (24th overall) in 2005, the second QB taken after Alex Smith (San Francisco, No. 1 overall).

RB Brandon Jackson, 5-10, 216, 4th Year, Nebraska

- ▶ Led the team with a career-high 703 rushing yards on 190 carries (3.7 avg.) this season, and posted a career-best performance at Washington in Week 5 (115 yards on 10 carries), including a career-long 71-yard run.
- ▶ Also posted career highs in catches (43) and receiving yards (342) as he became the first Packers RB since Ahman Green in 2006 to post 700 rushing yards/300 receiving yards in the same season.
- ▶ Took over as the starter in Week 2 after RB Ryan Grant was lost for the year due to an ankle injury.
- ▶ Was drafted in the second round (63rd overall) by Green Bay in 2007.

FB Korey Hall, 6-0, 236, 4th Year, Boise State

- ▶ Converted from linebacker to fullback upon arriving in Green Bay as a sixth-round pick in 2007 and has played in 48 games with 26 starts over four seasons.
- ▶ Helped clear the way for RB Ryan Grant to post back-to-back 1,200-yard seasons in 2008-09, making Grant just the third back in team annals to accomplish the feat.
- ▶ Posted 37 special teams tackles from 2007-09, third most on the team over that span. Led the team this season with a career-high 15 tackles on special teams, eclipsing his previous high of 13 in 2008.
- ▶ The first of three consecutive sixth-round choices by Green Bay in 2007, was selected 191st overall.



PACKERS STARTERS - DEFENSE

LDE Ryan Pickett, 6-2, 340, 10th Year, Ohio State

- ▶ Has played in 148 of a possible 160 regular-season games during his career, missing just seven contests due to injury.
- ▶ Ranked No. 2 on the defensive line this season with 53 tackles (27 solo), having missed two games due to injury. Also had a sack and a fumble recovery.
- ▶ Key component of Packers' No. 1-ranked rushing defense in 2009 (franchise-record 83.3 yards allowed per game), the first time in team history that Green Bay led the league in that category.
- ▶ Signed with Green Bay as an unrestricted free agent in 2006 after spending his first five seasons with St. Louis, who selected him in the first round in 2001 (29th overall).

NT B.J. Raji, 6-2, 337, 2nd Year, Boston College

- ▶ His 6.5 sacks this season were a career high, and he led the defensive line with a career-best 66 tackles (36 solo). Was the only Packers defensive lineman to start every game this season.
- ▶ His 6.5 sacks led all NFL nose tackles, according to STATS, and are the most by an NFL nose tackle since Minnesota's Ken Clarke in 1990 (7.0).
- ▶ Selected as a Pro Bowl alternate.
- ▶ Played in 14 games with one start as a rookie in 2009, seeing most of his time at both end spots and as a down lineman in the nickel package, but has taken over starting NT spot this season.
- ▶ Selected by the Packers with the first of two first-round picks in 2009 (9th overall).

RDE Cullen Jenkins, 6-2, 305, 7th Year, Central Michigan

- ▶ Ranked second on the team with a career-high seven sacks despite missing five games due to a calf injury, posting a sack in four straight games (Weeks 1-4) for the first time in his career. Ranks third on the defensive line with 29 tackles (20 solo).
- ▶ Started all 16 games for the first time in his career in 2009, and posted career highs in both tackles (50) and forced fumbles (three).
- ▶ One of only eight NFL defensive linemen to post at least 50 tackles, four sacks and three forced fumbles in 2009.
- ▶ Originally signed with Green Bay as a non-drafted free agent in 2003.

LOLB Clay Matthews, 6-3, 255, 2nd Year, Southern California

- ▶ Ranked No. 4 in the NFL with 13.5 sacks despite missing the Week 6 contest vs. Miami due to a hamstring injury, and his 17 sacks in his first 20 games were an NFL record to start a career. Ranks tied for No. 3 in the league with 23.5 sacks since 2009.
- ▶ Selected to the Pro Bowl for the second straight year, the first Packer since RB John Brockington (1971-72) to earn Pro Bowl honors in each of his first two seasons in the league.
- ▶ Finished No. 4 on the team with a career-high 83 tackles (55 solo) and added four passes defended, an interception and two forced fumbles.
- ▶ Set a Packers rookie record with 10 sacks in 2009 on his way to earning Pro Bowl honors, the first Green Bay rookie to be named to the all-star game since WR James Lofton in 1978.
- ▶ Drafted by the Packers with the second of two first-round picks in 2009 (26th overall), a choice obtained from New England in a draft-day trade.

BLB A.J. Hawk, 6-1, 247, 5th Year, Ohio State

- ▶ Has either led the team or finished second in tackles each of his five seasons in Green Bay, and has posted 25 double-digit tackle games. Led the team this season with 134 tackles (97 solo) and matched his career high (2006) with nine passes defended on his way to being selected as a Pro Bowl alternate.
- ▶ Posted a career-high three interceptions, which tied for for No. 1 among NFL LBs in 2010, and his five INTs since Week 13 last season rank No. 1 among NFL LBs.
- ▶ Hasn't missed a game in his career, playing in all 80 games with 77 starts, with the only non-starts coming in both Minnesota games in 2009 and at Philadelphia in Week 1 this season when the Packers opened in their nickel defense.
- ▶ Selected by the Packers in the first round (No. 5 overall) in 2006.

MLB Desmond Bishop, 6-2, 238, 4th Year, California

- ▶ Started the final 12 games, a career high, in place of an injured Nick Barnett, who was placed on season-ending injured reserve on Oct. 15.
- ▶ Ranked No. 2 on the team with a career-high 121 tackles (82 solo), including six double-digit tackle games. Also recorded a career-best three sacks.

- ▶ Led the Packers LBs with a career-high 10 passes defended, the most by a Green Bay LB since John Anderson recorded 15 in 1981.
- ▶ Paced the team with a career-high 22 special teams tackles in 2009, and his 49 tackles on special teams paced the team from 2007-09.
- ▶ Selected by Green Bay in the sixth round (192nd overall) in the 2007 NFL Draft, the second of three straight choices by the Packers in the round.

ROLB Frank Zombo, 6-3, 254, Rookie, Central Michigan

- ▶ Played in 13 games with eight starts, and ranked No. 4 on the team with four sacks.
- ▶ Finished No. 6 on the team and No. 1 among Green Bay rookies with 67 tackles (44 solo) despite missing the final three games due to a knee injury.
- ▶ With a sack at Philadelphia in Week 1, became the first Green Bay rookie to post a sack in his first NFL game since Jamal Reynolds in 2001.
- ▶ Was one of three non-drafted free agents to make Green Bay's opening-day roster as he made the transition to OLB from DE in college.



LCB Charles Woodson, 6-1, 202, 13th Year, Michigan

- ▶ Holds the franchise record for career interception returns for TDs with eight and defensive TDs with nine (eight INTs, one fumble return).
- ▶ Was tied for No. 2 among NFL defensive backs this season with a career-high five forced fumbles and ranked No. 3 on the team with a career-best 105 tackles (79 solo) on his way to a seventh Pro Bowl bid and his third straight as a Packer.
- ▶ With an interception return for a score vs. Detroit in Week 4, became first player in NFL history to post an INT return for a TD in five consecutive seasons (2006-2010).
- ▶ Named NFL Defensive Player of the Year by *The Associated Press* last season, becoming only the second Packer to win the award (DE Reggie White, 1998) and the oldest NFL defensive back to earn the honor.

- ▶ Signed with Green Bay as an unrestricted free agent in 2006 after spending his first eight seasons with Oakland, who selected him in the first round in 1998 (No. 4 overall).

RCB Tramon Williams, 5-11, 191, 4th Year, Louisiana Tech

- ▶ Led the team with a career-high six interceptions, having picked off a pass in six of the final 12 games. Also led the team with a career-high 23 passes defended.
- ▶ Was named a first alternate for the Pro Bowl.
- ▶ Is the only non-drafted free agent in the NFL to post four or more interceptions each of the past three seasons (2008-10).
- ▶ At Washington in Week 5, became the first Packer in team history to post a 50-yard punt return and a 60-yard INT return in the same game.
- ▶ Joined the Packers in November 2006 when the team signed him to the practice squad. Originally entered the NFL as a non-drafted free agent with Houston in May 2006.

SS Charlie Peprah, 5-11, 203, 5th Year, Alabama

- ▶ A reserve safety and contributor on special teams during his first three seasons in Green Bay (2006-08), he re-signed with the Packers this past offseason after spending the second half of the '09 season with Atlanta.
- ▶ Started a career-high 11 games this season and posted a career-best 64 tackles (50 solo) and a career-best two INTs. Has played in 53 career games.
- ▶ Posted 19 tackles and two passes defended along with nine tackles on special teams with the Packers in 2008.
- ▶ Claimed off waivers by the Packers in September 2006 from the N.Y. Giants, who had drafted him in the fifth round (158th overall).

FS Nick Collins, 5-11, 207, 6th Year, Bethune-Cookman

- ▶ Selected to the Pro Bowl for the third straight season, becoming the first Packers safety to do so since LeRoy Butler (1996-98).
- ▶ Ranked No. 2 on the team with 16 passes defended, No. 2 with four INTs, and No. 5 on the team with 75 tackles (64 solo).
- ▶ Is tied for No. 2 among NFL safeties with 17 interceptions since 2008, trailing only Ravens S Ed Reed (20), and his 439 interception return yards rank No. 2 in the league over that span behind only Reed's 558.
- ▶ Returned three INTs for TDs in 2008, the first NFL safety to do so since Kansas City's Lloyd Burruss in 1986. His 295 INT return yards in '08 led the NFL and broke the franchise record (Bobby Dillon, 244 in 1956).
- ▶ Chosen by the Packers as the first of two second-round picks in the 2005 NFL Draft (51st overall).

OFFENSE

WR: 85	Greg Jennings	87	Jordy Nelson	16	Brett Swain
LT: 76	Chad Clifton	<u>75</u>	<u>Bryan Bulaga</u>	70	T.J. Lang
LG: 73	Daryn Colledge	70	T.J. Lang	62	Evan Dietrich-Smith
C: 63	Scott Wells	72	Jason Spitz	<u>67</u>	<u>Nick McDonald</u>
RG: 71	Josh Sitton	70	T.J. Lang	<u>67</u>	<u>Nick McDonald</u>
RT: <u>75</u>	<u>Bryan Bulaga</u>	70	T.J. Lang		
TE: <u>81</u>	<u>Andrew Quarless</u>	<u>83</u>	<u>Tom Crabtree</u>	86	Donald Lee
WR: 80	Donald Driver	89	James Jones	16	Brett Swain
QB: 12	Aaron Rodgers	10	Matt Flynn	<u>6</u>	<u>Graham Harrell</u>
RB: 32	Brandon Jackson	30	John Kuhn	<u>44</u>	<u>James Starks</u>
				<u>23</u>	<u>Dimitri Nance</u>
FB: 35	Korey Hall	45	Quinn Johnson	30	John Kuhn

DEFENSE

LDE: 79	Ryan Pickett	<u>98</u>	<u>C.J. Wilson</u>		
NT: 90	B.J. Raji	79	Ryan Pickett	95	Howard Green
RDE: 77	Cullen Jenkins	95	Howard Green	94	Jarius Wynn
LOLB: 52	Clay Matthews	93	Erik Walden	53	Diyral Briggs
BLB: 50	A.J. Hawk	57	Matt Wilhelm		
MLB: 55	Desmond Bishop	<u>49</u>	<u>Robert Francois</u>		
ROLB: <u>58</u>	<u>Frank Zombo</u>	93	Erik Walden	<u>49</u>	<u>Robert Francois</u>
LCB: 21	Charles Woodson	<u>37</u>	<u>Sam Shields</u>	28	Brandon Underwood
RCB: 38	Tramon Williams	22	Pat Lee	<u>40</u>	<u>Josh Gordy</u>
SS: 26	Charlie Peprah	20	Atari Bigby		
FS: 36	Nick Collins	24	Jarrett Bush		

SPECIAL TEAMS

K: 2	Mason Crosby	<u>8</u>	<u>Tim Masthay</u>		
P: <u>8</u>	<u>Tim Masthay</u>				
H: <u>8</u>	<u>Tim Masthay</u>	10	Matt Flynn		
PR: 38	Tramon Williams	85	Greg Jennings	87	Jordy Nelson
KR: <u>37</u>	<u>Sam Shields</u>	<u>44</u>	<u>James Starks</u>	22	Pat Lee
PC: 61	Brett Goode	71	Josh Sitton		
KC: 61	Brett Goode	71	Josh Sitton		

Rookies and first-year players are underlined

HOW THE PACKERS WERE BUILT

Year	Record	Draft (29)	Trades (0)	Free Agents (20)
1999	8-8-0	WR Donald Driver D7b		
2000	9-7-0	T Chad Clifton D2		
2001	12-4-0			
2002	12-4-0			
2003	10-6-0			
2004	10-6-0	C Scott Wells D7 (FA-04)		DE Cullen Jenkins
2005	4-12-0	QB Aaron Rodgers D1 S Nick Collins D2a		TE Donald Lee S Atari Bigby
2006	8-8-0	LB A.J. Hawk D1 G Daryn Colledge D2a WR Greg Jennings D2b C/G Jason Spitz D3b		DE/NT Ryan Pickett (UFA) CB Tramon Williams CB Charles Woodson (UFA)
2007	13-3-0	RB Brandon Jackson D2 WR James Jones D3a FB Korey Hall D6a LB Desmond Bishop D6b K Mason Crosby D6c		
2008	6-10-0	WR Jordy Nelson D2a CB Pat Lee D2c G Josh Sitton D4b QB Matt Flynn D7a WR Brett Swain D7b (FA-08)		LS Brett Goode
2009	11-5-0	NT B.J. Raji D1a LB Clay Matthews D1b T/G T.J. Lang D4 FB Quinn Johnson D5a DE Jarius Wynn D6a (FA-10) CB Brandon Underwood D6b		LB Robert Francois
2010	10-6-0	T Bryan Bulaga D1 TE Andrew Quarless D5a RB James Starks D6 DE C.J. Wilson D7		TE Tom Crabtree C/G Evan Dietrich-Smith CB Josh Gordy QB Graham Harrell P Tim Masthay C/G Nick McDonald RB Dimitri Nance (PS-Atl) S Charlie Peprah CB Sam Shields LB Erik Walden LB Matt Wilhelm LB Frank Zombo

Waivers (4): CB/S Jarrett Bush (from Carolina), 2006; RB John Kuhn (from Pittsburgh), 2007; LB Diyral Briggs (from Denver), 2010; NT Howard Green (from N.Y. Jets), 2010

2010 REGULAR-SEASON STATISTICS

	Packers	Opponent
TOTAL FIRST DOWNS	312	270
RUSHING.....	88	82
PASSING.....	204	163
PENALTY.....	20	25
3RD DOWN: MADE/ATT.....	85/205	77/213
3RD DOWN PCT.....	41.5	36.2
4TH DOWN: MADE/ATT.....	5/13	6/20
4TH DOWN PCT.....	38.5	30.0
POSSESSION AVG.	31:36	28:24
TOTAL NET YARDS	5730	4945
AVG. PER GAME.....	358.1	309.1
TOTAL PLAYS	1000	969
AVG. PER PLAY.....	5.7	5.1
NET YARDS RUSHING	1606	1838
AVG. PER GAME.....	100.4	114.9
TOTAL RUSHES.....	421	395
NET YARDS PASSING	4124	3107
AVG. PER GAME.....	257.8	194.2
SACKED/YARDS LOST.....	38/231	47/333
GROSS YARDS.....	4355	3440
ATT./COMPLETIONS.....	541/352	527/296
COMPLETION PCT.....	65.1	56.2
HAD INTERCEPTED.....	13	24
PUNTS/AVERAGE	71/43.9	78/44.8
NET PUNTING AVG.....	71/37.6	78/39.1
PENALTIES/YARDS	78/617	98/758
FUMBLES/BALL LOST	20/9	22/8
TOUCHDOWNS	46	24
RUSHING.....	11	6
PASSING.....	31	16
RETURNS.....	4	2

SCORE BY PERIODS

	Q1	Q2	Q3	Q4	OT	PTS
PACKERS	74	120	110	84	0	388
OPPONENTS	33	92	36	73	6	240

SCORING

	TD	-Ru	-Pa	-Rt	K-PAT	FG	S	PTS
Mason Crosby.....	0	0	0	0	46/46	22/28	0	112
Greg Jennings.....	12	0	12	0			0	72
John Kuhn.....	6	4	2	0			0	36
James Jones.....	5	0	5	0			0	30
Brandon Jackson.....	4	3	1	0			0	24
Donald Driver.....	4	0	4	0			0	24
Aaron Rodgers.....	4	4	0	0			0	24
Donald Lee.....	3	0	3	0			0	18
Jordy Nelson.....	2	0	2	0			0	12
Desmond Bishop.....	1	0	0	1			0	6
Nick Collins.....	1	0	0	1			0	6
Jermichael Finley.....	1	0	1	0			0	6
Clay Matthews.....	1	0	0	1			0	6
Andrew Quarless.....	1	0	1	0			0	6
Charles Woodson.....	1	0	0	1			0	6
PACKERS	46	11	31	4	46/46	22/28	0	388
OPPONENTS	24	6	16	2	24/24	24/29	0	240

2-Pt Conversions: Packers 0-0, Opponents 0-0

SACKS: Clay Matthews 13.5, Cullen Jenkins 7, B.J. Raji 6.5, Frank Zombo 4, Desmond Bishop 3, Erik Walden 2.5, Charles Woodson 2, Jarius Wynn 1.5, Brandon Chillar 1, Mike Neal 1, Brady Poppinga 1, Tramon Williams 1, C.Wilson 1, H.Green 0.5, A.Hawk 0.5, PACKERS 47, OPPONENTS 38

RUSHING

	No	Yds	Avg	Long	TD
Brandon Jackson.....	190	703	3.7	71	3
Aaron Rodgers.....	64	356	5.6	27	4
John Kuhn.....	84	281	3.3	18	4
James Starks.....	29	101	3.5	16	0
Dimitri Nance.....	36	95	2.6	11	0
Ryan Grant.....	8	45	5.6	18	0
Matt Flynn.....	9	26	2.9	12	0
Greg Jennings.....	1	-1	-1.0	-1	0
PACKERS	421	1606	3.8	71	11
OPPONENTS	395	1838	4.7	40	6

PASSING

	Att	Cmp	Yds	Cmp%	Yds/Att	TD	TD%	Int	Int%	Long	Sack/Lost	Rating
Aaron Rodgers.....	475	312	3922	65.7	8.30	28	5.9	11	2.3	86t	31/193	101.2
Matt Flynn.....	66	40	433	60.6	6.60	3	4.5	2	3.0	66t	7/38	82.4
PACKERS	541	352	4355	65.1	8.00	31	5.7	13	2.4	86t	38/231	98.9
OPPONENTS	527	296	3440	56.2	6.50	16	3.0	24	4.6	85t	47/333	67.2

RECEIVING

	No	Yds	Avg	Long	TD
Greg Jennings.....	76	1265	16.6	86t	12
Donald Driver.....	51	565	11.1	61t	4
James Jones.....	50	679	13.6	66t	5
Jordy Nelson.....	45	582	12.9	80t	2
Brandon Jackson.....	43	342	8.0	37	1
Jermichael Finley.....	21	301	14.3	34	1
Andrew Quarless.....	21	238	11.3	23	1
John Kuhn.....	15	97	6.5	12	2
Donald Lee.....	11	73	6.6	17	3
Brett Swain.....	6	72	12.0	31	0
Tom Crabtree.....	4	61	15.3	33	0
Dimitri Nance.....	3	30	10.0	14	0
Quinn Johnson.....	3	26	8.7	11	0
James Starks.....	2	15	7.5	12	0
Korey Hall.....	1	9	9.0	9	0
PACKERS	352	4355	12.4	86t	31
OPPONENTS	296	3440	11.6	85t	16

INTERCEPTIONS

	No	Yds	Avg	Long	TD
Tramon Williams.....	6	87	14.5	64	0
Nick Collins.....	4	34	8.5	24	0
A.J. Hawk.....	3	31	10.3	21	0
Charles Woodson.....	2	24	48.0	48t	1
Charlie Peprah.....	2	0	0.0	0	0
Sam Shields.....	2	0	0.0	0	0
Clay Matthews.....	1	62	62.0	62t	1
Desmond Bishop.....	1	32	32.0	32t	1
Derrick Martin.....	1	15	15.0	15	0
Brandon Chillar.....	1	9	9.0	9	0
Morgan Burnett.....	1	0	0.0	0	0
PACKERS	24	318	13.3	64	3
OPPONENTS	13	148	11.4	42	1

PUNTING

	No	Yds	Avg	Net	TB	In 20	LG	Bik
Tim Masthay.....	71	3114	43.9	37.6	5	25	62	0
PACKERS	71	3114	43.9	37.6	5	25	62	0
OPPONENTS	78	3496	44.8	39.1	6	24	65	0

PUNT RETURNS

	Ret	FC	Yds	Avg	Long	TD
Tramon Williams.....	41	19	326	8.0	52	0
Sam Shields.....	0	0	-1	0.0	-1	0
PACKERS	41	19	325	7.9	52	0
OPPONENTS	31	18	341	11.0	62t	1

KICKOFF RETURNS

	No	Yds	Avg	Long	TD
Jordy Nelson.....	22	496	22.5	51	0
Sam Shields.....	21	452	21.5	49	0
Pat Lee.....	13	265	20.4	30	0
James Starks.....	2	25	12.5	17	0
John Kuhn.....	1	8	8.0	8	0
Matt Wilhelm.....	1	3	3.0	3	0
Donald Driver.....	1	0	0.0	0	0
Maurice Simpkins.....	1	0	0.0	0	0
PACKERS	62	1249	20.1	51	0
OPPONENTS	76	1658	21.8	71	0

FIELD GOALS

	1-19	20-29	30-39	40-49	50+
Mason Crosby.....	1/1	7/8	4/5	8/10	2/4
PACKERS	1/1	7/8	4/5	8/10	2/4
OPPONENTS	1/1	8/8	6/7	7/9	2/4

Crosby: (49G, 56G) (44G, 24G) (38G, 37B) () (52G, 36G, 48N, 53N) (46G, 26G) () (20G, 45N, 41G, 40G) (54B, 26G) (42G) (22G) (29LU, 43G, 24G) (42G) (31G, 19G) (31G) (23G)
Opponents: (45G, 24G) () (49N, 25G, 19G) (55N, 39G, 52G, 49G, 24G) (26G, 51N, 45G, 33G) (53G, 41G, 44G) (28) (37N) (24G) (38G, 47G) (44G, 26G, 23G) (48WL) (38G) (38G) (30)

2010 REGULAR-SEASON DEFENSIVE STATISTICS

Official totals - based on coaches' film review, through Jan. 2 vs. Chicago

Player	Total			Sacks/ Yards	Int/ Yards	Fum Rec	For Fum	Pass Def
	Tackles	Solo	Asst					
A.J. Hawk	134	97	37	0.5/4.5	3/31	1	0	9
Desmond Bishop	121	82	39	3.0/23.0	1/32	0	2	10
Charles Woodson	105	79	26	2.0/11.0	2/48	0	5	13
Clay Matthews	83	55	28	13.5/93.5	1/62	0	2	4
Nick Collins	75	64	11	0.0/0.0	4/34	1	0	16
Frank Zombo	67	44	25	4.0/34.0	0/0	0	2	0
B.J. Raji	66	36	30	6.5/49.5	0/0	0	0	2
Charlie Peprah	64	50	14	0.0/0.0	2/0	0	0	7
Tramon Williams	63	54	9	1.0/5.0	6/87	2	1	23
Ryan Pickett	53	27	26	1.0/2.0	0/0	1	0	1
Brad Jones	37	20	17	0.0/0.0	0/0	0	0	0
Erik Walden	31	19	12	2.5/23.5	0/0	0	0	1
Cullen Jenkins	29	20	9	7.0/44.0	0/0	0	0	1
Sam Shields	27	22	5	0.0/0.0	2/0	0	0	9
Nick Barnett	27	21	6	0.0/0.0	0/0	0	0	0
C.J. Wilson	21	12	9	1.0/1.0	0/0	0	0	0
Brandon Chillar	18	14	4	1.0/9.0	1/9	0	0	1
Brady Poppinga	17	9	8	1.0/9.0	0/0	0	0	0
Howard Green	17	4	13	0.5/4.5	0/0	0	1	0
Morgan Burnett	15	12	3	0.0/0.0	1/0	0	0	1
Jarrett Bush	10	7	3	0.0/0.0	0/0	0	0	2
Jarius Wynn	9	4	5	1.5/10.5	0/0	0	0	0
Atari Bigby	5	4	1	0.0/0.0	0/0	1	0	0
Mike Neal	5	2	3	1.0/9.0	0/0	0	1	0
Pat Lee	3	2	1	0.0/0.0	0/0	0	0	0
Anthony Smith	2	2	0	0.0/0.0	0/0	0	0	0
Robert Francois	2	0	2	0.0/0.0	0/0	0	0	0
Derrick Martin	2	1	1	0.0/0.0	1/15	0	0	1
T.J. Lang	1	0	1	0.0/0.0	0/0	0	0	0
Totals	1,111	763	348	47.0/333.0	24/318	6	14	101

SPECIAL TEAMS

Player	IT	FR	FF
Korey Hall	15	0	0
Jarrett Bush	12	1	1
Tom Crabtree	12	0	0
Brandon Underwood	11	0	0
Diyral Briggs	8	0	0
John Kuhn	7	0	0
Pat Lee	7	0	0
Brett Swain	7	0	0
Nick Collins	6	1	0
Derrick Martin	6	0	0
Charlie Peprah	6	0	0
Brett Goode	5	0	0
Quinn Johnson	5	0	0
Anthony Smith	5	0	0
Tramon Williams	5	0	0
Atari Bigby	4	0	0
Erik Walden	4	0	0
Matt Wilhelm	4	0	0
Desmond Bishop	3	0	0
Mason Crosby	3	0	0
Robert Francois	3	0	0
Brad Jones	3	0	0
Donald Lee	3	0	0
Dimitri Nance	3	0	0
Brandon Chillar	2	0	0
Josh Gordy	1	0	0
A.J. Hawk	1	0	0
Tim Masthay	1	0	0
Brady Poppinga	1	0	0
Andrew Quarless	1	0	0
Sam Shields	1	0	0
Maurice Simpkins	1	0	0
Totals	156	2	1

DEFENSIVE SCORING

Player	TD	Int		Fum	Safeties
		Ret	Ret		
Desmond Bishop	1	1	0	0	0
Clay Matthews	1	1	0	0	0
Charles Woodson	1	1	0	0	0
Totals	3	3	0	0	0

Defensive touchdowns (3):

Bishop — 32-yard interception return vs. Minnesota (10/24)
 Matthews — 62-yard interception return vs. Dallas (11/7)
 Woodson — 48-yard interception return vs. Detroit (10/3)

MISCELLANEOUS TACKLES

Player	Tackles
Donald Driver	3
Greg Jennings	3
Bryan Bulaga	2
Brandon Jackson	2
Chad Clifton	1
Daryn Colledge	1
Jermichael Finley	1
James Jones	1
Andrew Quarless	1
Scott Wells	1
Totals	16

2010 POSTSEASON STATISTICS

	Packers	Opponent
TOTAL FIRST DOWNS	20	18
RUSHING	6	6
PASSING	13	12
PENALTY	1	0
3RD DOWN: MADE/ATT	8/13	5/13
3RD DOWN PCT	61.5	38.5
4TH DOWN: MADE/ATT	0/0	1/1
4TH DOWN PCT	0.0	100.0
POSSESSION AVG.	32:00	28:00
TOTAL NET YARDS	309	352
AVG. PER GAME	309.0	352.0
TOTAL PLAYS	61	60
AVG. PER PLAY	5.1	5.9
NET YARDS RUSHING	138	82
AVG. PER GAME	138.0	82.0
TOTAL RUSHES	32	21
NET YARDS PASSING	171	270
AVG. PER GAME	171.0	270.0
SACKED/YARDS LOST	2/9	3/22
GROSS YARDS	180	292
ATT./COMPLETIONS	27/18	36/20
COMPLETION PCT	66.7	55.6
HAD INTERCEPTED	0	1
PUNTS/AVERAGE	4/36.5	4/40.8
NET PUNTING AVG	4/32.8	4/36.3
PENALTIES/YARDS	2/15	7/50
FUMBLES/BALL LOST	4/2	1/0
TOUCHDOWNS	3	2
RUSHING	0	1
PASSING	3	1
RETURNS	0	0

SCORE BY PERIODS

	Q1	Q2	Q3	Q4	OT	PTS
PACKERS	7	7	7	0	0	21
OPPONENTS	0	3	7	6	0	16

SCORING

	TD	-Ru	-Pa	-Rt	K-PAT	FG	S	PTS
Tom Crabtree	1	0	1	0	0/0	0/0	0	6
Brandon Jackson	1	0	1	0	0/0	0/0	0	6
James Jones	1	0	1	0	0/0	0/0	0	6
Mason Crosby	0	0	0	0	3/3	0/0	0	3
PACKERS	3	0	3	0	3/3	0/0	0	21
OPPONENTS	2	1	1	0	1/1	1/3	0	16

2-Pt Conversions: Packers 0-0, Opponents 0-1

SACKS: Desmond Bishop 1, Clay Matthews 1, Jarius Wynn 1, PACKERS 3, OPPONENTS 2

RUSHING

	No	Yds	Avg	Long	TD
James Starks	23	123	5.3	27	0
Brandon Jackson	3	10	3.3	5	0
Aaron Rodgers	3	4	1.3	8	0
John Kuhn	3	1	0.3	3	0
PACKERS	32	138	4.3	27	0
OPPONENTS	21	82	3.9	14	1

RECEIVING

	No	Yds	Avg	Long	TD
Donald Driver	5	56	11.2	20	0
John Kuhn	3	33	11.0	16	0
Brandon Jackson	2	27	13.5	16t	1
Andrew Quarless	2	27	13.5	15	0
James Starks	2	9	4.5	8	0
James Jones	1	9	9.0	9t	1
Greg Jennings	1	8	8.0	8	0
Tom Crabtree	1	7	7.0	7t	1
Quinn Johnson	1	4	4.0	4	0
PACKERS	18	180	10.0	20	3
OPPONENTS	20	292	14.6	44	1

INTERCEPTIONS

	No	Yds	Avg	Long	TD
Tramon Williams	1	9	9.0	9	0
PACKERS	1	9	9.0	9	0
OPPONENTS	0	0	0.0	0	0

PUNTING

	No	Yds	Avg	Net	TB	In 20	LG	Blk
Tim Masthay	4	146	36.5	32.8	0	1	48	0
PACKERS	4	146	36.5	32.8	0	1	48	0
OPPONENTS	4	163	40.8	36.3	0	1	52	0

PUNT RETURNS

	Ret	FC	Yds	Avg	Long	TD
Tramon Williams	2	0	18	9.0	10	0
Brandon Underwood	1	0	0	0.0	0	0
PACKERS	3	0	18	6.0	10	0
OPPONENTS	2	1	15	7.5	14	0

KICKOFF RETURNS

	No	Yds	Avg	Long	TD
James Starks	1	20	20.0	20	0
Charles Woodson	1	15	15.0	15	0
Sam Shields	1	9	9.0	9	0
PACKERS	3	44	14.7	20	0
OPPONENTS	3	55	18.3	24	0

FIELD GOALS

	1-19	20-29	30-39	40-49	50+
Mason Crosby	0/0	0/0	0/0	0/0	0/0
PACKERS	0/0	0/0	0/0	0/0	0/0
OPPONENTS	0/0	1/1	0/1	0/1	0/0

Crosby: ()

Opponents: (41WR, 29G, 34WR)

PASSING

	Att	Cmp	Yds	Cmp%	Yds/Att	TD	TD%	Int	Int%	Long	Sack/Lost	Rating
Aaron Rodgers	27	18	180	66.7	6.7	3	11.1	0	0.0	20	2/9	122.4
PACKERS	27	18	180	66.7	6.7	3	11.1	0	0.0	20	2/9	122.4
OPPONENTS	36	20	292	55.6	8.1	1	2.8	1	2.8	44	3/22	79.9

2010 POSTSEASON DEFENSIVE STATISTICS

Official totals - based on coaches' film review, through Jan. 9 at Philadelphia

SPECIAL TEAMS

Player	Total			Sacks/ Yards	Int/ Yards	Fum Rec	For Fum	Pass Def
	Tackles	Solo	Asst					
Erik Walden	8	5	3	0.0/0.0	0/0	0	1	0
Charles Woodson	7	4	3	0.0/0.0	0/0	0	0	0
Charlie Peprah	6	6	0	0.0/0.0	0/0	0	0	0
B.J. Raji	5	3	2	0.0/0.0	0/0	0	0	1
Desmond Bishop	4	4	0	1.0/9.0	0/0	0	0	0
Ryan Pickett	4	1	3	0.0/0.0	0/0	0	0	0
A.J. Hawk	3	3	0	0.0/0.0	0/0	0	0	0
Clay Matthews	3	3	0	1.0/12.0	0/0	0	0	0
Sam Shields	3	3	0	0.0/0.0	0/0	0	0	2
Tramon Williams	3	2	1	0.0/0.0	1/9	0	0	3
Nick Collins	2	2	0	0.0/0.0	0/0	0	0	1
Cullen Jenkins	2	2	0	0.0/0.0	0/0	0	0	0
C.J. Wilson	2	2	0	0.0/0.0	0/0	0	0	0
Jarrett Bush	1	1	0	0.0/0.0	0/0	0	0	0
Jarius Wynn	1	1	0	1.0/1.0	0/0	0	0	0
Totals	54	42	12	3/22.0	1/9	0	1	7

Player	IT	FR	FF
Diyral Briggs	2	0	0
Jarrett Bush	2	0	0
Pat Lee	2	0	0
Tom Crabtree	1	0	0
Robert Francois	1	0	0
Brett Goode	1	0	0
John Kuhn	1	0	0
Charlie Peprah	1	0	0
Totals	11	0	0

MISCELLANEOUS TACKLES

Player	Tackles
Aaron Rodgers	1
Totals	1

ALPHABETICAL ROSTER										NFL	
No	Player	Pos	Ht	Wt	Birthdate	Exp	College	High School	Hometown		
20	Bigby, Atari	S	5-11	213	9/19/81	5	Central Florida		Miami, Fla.		
55	Bishop, Desmond	LB	6-2	238	7/24/84	4	California		Fairfield, Calif.		
53	Briggs, Dyral	LB	6-3	248	10/31/85	2	Bowling Green		Mt. Healthy, Ohio		
75	Bulaga, Bryan	T	6-5	314	3/21/89	R	Iowa		Woodstock, Ill.		
24	Bush, Jarrett	CB/S	6-0	200	5/21/84	5	Utah State		Vacaville, Calif.		
76	Clifton, Chad	T	6-5	320	6/26/76	11	Tennessee		Martin, Tenn.		
73	Colledge, Daryn	G	6-4	308	2/11/82	5	Boise State		North Pole, Alaska		
36	Collins, Nick	S	5-11	207	8/16/83	6	Bethune-Cookman		Cross City, Fla.		
83	Crabtree, Tom	TE	6-4	245	11/4/85	1	Miami (Ohio)		Carroll, Ohio		
2	Crosby, Mason	K	6-1	207	9/3/84	4	Colorado		Georgetown, Texas		
62	Dietrich-Smith, Evan	C/G	6-2	308	7/19/86	2	Idaho State		Salinas, Calif.		
80	Driver, Donald	WR	6-0	194	2/2/75	12	Alcorn State		Houston, Texas		
10	Flynn, Matt	QB	6-2	225	6/20/85	3	Louisiana State		Tyler, Texas		
49	Francois, Robert	LB	6-2	255	5/14/85	1	Boston College		Byfield, Mass.		
61	Goode, Brett	LS	6-1	255	11/2/84	3	Arkansas		Fort Smith, Ark.		
40	Gordy, Josh	CB	5-11	195	2/9/87	R	Central Michigan		Sandersville, Ga.		
95	Green, Howard	NT	6-2	340	1/12/79	6	Louisiana State		Donaldsonville, La.		
35	Hall, Korey	FB	6-0	236	8/5/83	4	Boise State		Glenns Ferry, Idaho		
6	Harrell, Graham	QB	6-2	215	5/22/85	1	Texas Tech		Ennis, Texas		
50	Hawk, A.J.	LB	6-1	247	1/6/84	5	Ohio State		Centerville, Ohio		
32	Jackson, Brandon	RB	5-10	216	10/2/85	4	Nebraska		Horn Lake, Miss.		
77	Jenkins, Cullen	DE	6-2	305	1/20/81	7	Central Michigan		Belleville, Mich.		
85	Jennings, Greg	WR	5-11	198	9/21/83	5	Western Michigan		Kalamazoo, Mich.		
45	Johnson, Quinn	FB	6-1	263	9/30/86	2	Louisiana State		Edgard, La.		
89	Jones, James	WR	6-1	208	3/31/84	4	San Jose State		San Jose, Calif.		
30	Kuhn, John	RB	6-0	250	9/9/82	5	Shippensburg		York, Pa.		
70	Lang, T.J.	T/G	6-4	318	9/20/87	2	Eastern Michigan		Birmingham, Mich.		
86	Lee, Donald	TE	6-4	248	8/31/80	8	Mississippi State		Maben, Miss.		
22	Lee, Pat	CB	6-0	196	2/20/84	3	Auburn		Miami, Fla.		
8	Masthay, Tim	P	6-1	200	3/16/87	1	Kentucky		Murray, Ky.		
52	Matthews, Clay	LB	6-3	255	5/14/86	2	Southern California		Aqoura Hills, Calif.		
67	McDonald, Nick	C/G	6-4	316	6/27/87	R	Grand Valley State		Sterling Heights, Mich.		
23	Nance, Dimitri	RB	5-10	219	2/18/88	R	Arizona State		Eules, Texas		
87	Nelson, Jordy	WR	6-3	217	5/31/85	3	Kansas State		Riley, Kan.		
26	Peprah, Charlie	S	5-11	203	2/24/83	5	Alabama		Plano, Texas		
79	Pickett, Ryan	DE/NT	6-2	340	10/8/79	10	Ohio State		Zephyrhills, Fla.		
81	Quarless, Andrew	TE	6-4	252	10/6/88	R	Penn State		Uniondale, N.Y.		
90	Raji, B.J.	NT	6-2	337	7/11/86	2	Boston College		Washington Township, N.J.		
12	Rodgers, Aaron	QB	6-2	225	12/2/83	6	California		Chico, Calif.		
37	Shields, Sam	CB	5-11	184	12/8/87	R	Miami		Sarasota, Fla.		
71	Sitton, Josh	G	6-3	318	6/6/86	3	Central Florida		Pensacola, Fla.		
72	Spitz, Jason	C/G	6-3	305	12/19/82	5	Louisville		Jacksonville, Fla.		
44	Starks, James	RB	6-2	218	2/25/86	R	Buffalo		Niagara Falls, N.Y.		
16	Swain, Brett	WR	6-0	200	6/21/85	2	San Diego State		Carlsbad, Calif.		
28	Underwood, Brandon	CB	6-1	191	6/24/86	2	Cincinnati		Hamilton, Ohio		
93	Walden, Erik	LB	6-2	250	8/21/85	3	Middle Tennessee State		Dublin, Ga.		
63	Wells, Scott	C	6-2	300	1/7/81	7	Tennessee		Brentwood, Tenn.		
57	Wilhelm, Matt	LB	6-4	247	2/2/81	8	Ohio State		Elyria, Ohio		
38	Williams, Tramon	CB	5-11	191	3/16/83	4	Louisiana Tech		Napoleonville, La.		
98	Wilson, C.J.	DE	6-3	290	3/30/87	R	East Carolina		Pinetown, N.C.		
21	Woodson, Charles	CB	6-1	202	10/7/76	13	Michigan		Fremont, Ohio		
94	Wynn, Jarius	DE	6-3	285	8/29/86	2	Georgia		Lincolnton, Ga.		
58	Zombo, Frank	LB	6-3	254	3/5/87	R	Central Michigan		Sterling Heights, Mich.		

Practice Squad

64	Battles, Adrian	G	6-3	318	10/30/86	R	Minnesota State		Milwaukee, Wis.		
69	Campbell, Chris	T	6-5	328	9/22/86	R	Eastern Illinois		Chicago, Ill.		
43	Greco, Michael	S	6-3	224	2/26/87	R	Central Florida		Ft. Lauderdale, Fla.		
48	Jackson, Cardia	LB	6-1	236	10/13/88	R	Louisiana-Monroe		Monroe, La.		
34	Levine, Anthony	S	5-11	199	3/27/87	R	Tennessee State		Winston-Salem, N.C.		
68	Ross, Jay	NT	6-3	302	10/3/87	R	East Carolina		Wilmington, N.C.		
11	West, Chastin	WR	6-1	216	5/1/87	R	Fresno State		Moorpark, Calif.		
60	Young, Curtis	LB/DE	6-1	270	1/8/87	R	Cincinnati		Cleveland, Ohio		

Injured Reserve

56	Barnett, Nick	LB	6-2	236	5/27/81	8	Oregon State		Oct. 15 (wrist)		
	Bell, Josh	CB	5-11	177	1/8/85	3	Baylor		Aug. 12 (foot)		
42	Burnett, Morgan	S	6-1	209	1/13/89	R	Georgia Tech		Oct. 7 (knee)		
54	Chillar, Brandon	LB	6-3	237	10/21/82	7	UCLA		Nov. 30 (shoulder)		
88	Finley, Jermichael	TE	6-5	247	3/26/87	3	Texas		Oct. 18 (knee)		
25	Grant, Ryan	RB	6-1	222	12/9/82	4	Notre Dame		Sept. 14 (ankle)		
91	Harrell, Justin	DE	6-4	315	2/14/84	4	Tennessee		Sept. 14 (knee)		
41	Havner, Spencer	TE	6-3	250	2/2/83	2	UCLA		Nov. 30 (hamstring)		
59	Jones, Brad	LB	6-3	242	4/1/86	2	Colorado		Oct. 27 (shoulder)		
29	Martin, Derrick	S	5-10	198	5/16/85	5	Wyoming		Oct. 13 (knee)		
96	Neal, Mike	DE	6-3	294	6/26/87	R	Purdue		Oct. 26 (shoulder)		
74	Newhouse, Marshall	G/T	6-4	319	9/29/88	R	Texas Christian		Dec. 31 (back)		
51	Poppinga, Brady	LB	6-3	250	9/21/79	6	Brigham Young		Oct. 26 (knee)		
27	Smith, Anthony	S	6-0	200	9/20/83	5	Syracuse		Dec. 18 (ankle)		
65	Tauscher, Mark	T	6-3	320	6/17/77	11	Wisconsin		Nov. 12 (shoulder)		

No	NUMERICAL ROSTER	Pos	Ht	Wt	Age	NFL		College	How Acquired	Reg. season GP/GS/DNP/IA
						Exp				
2	Mason Crosby	K	6-1	207	26		4	Colorado	D6c-07	16/0/0/0
6	Graham Harrell	QB	6-2	215	25		1	Texas Tech	FA-10	0/0/1/2
8	Tim Masthay	P	6-1	200	23		1	Kentucky	FA-10	16/0/0/0
10	Matt Flynn	QB	6-2	225	25		3	Louisiana State	D7a-08	7/1/9/0
12	Aaron Rodgers	QB	6-2	225	27		6	California	D1-05	15/15/0/1
16	Brett Swain	WR	6-0	200	25		2	San Diego State	D7b-08 (FA-08)	16/1/0/0
20	Atari Bigby	S	5-11	213	29		5	Central Florida	FA-05	4/0/0/4
21	Charles Woodson	CB	6-1	202	34		13	Michigan	UFA-06 (Oak)	16/16/0/0
22	Pat Lee	CB	6-0	196	26		3	Auburn	D2c-08	11/1/0/5
23	Dimitri Nance	RB	5-10	219	22		R	Arizona State	PS-10 (Atl)	12/0/0/3
24	Jarrett Bush	CB/S	6-0	200	26		5	Utah State	W-06 (Car)	16/1/0/0
26	Charlie Peprah	S	5-11	203	27		5	Alabama	FA-10	14/11/0/2
28	Brandon Underwood	CB	6-1	191	24		2	Cincinnati	D6b-09	12/0/0/4
30	John Kuhn	RB	6-0	250	28		5	Shippensburg	W-07 (Pitt)	16/2/0/0
32	Brandon Jackson	RB	5-10	216	25		4	Nebraska	D2-07	16/13/0/0
35	Korey Hall	FB	6-0	236	27		4	Boise State	D6a-07	12/6/0/4
36	Nick Collins	S	5-11	207	27		6	Bethune-Cookman	D2a-05	16/16/0/0
37	Sam Shields	CB	5-11	184	23		R	Miami	FA-10	14/6/0/2
38	Tramon Williams	CB	5-11	191	27		4	Louisiana Tech	FA-06	16/16/0/0
40	Josh Gordy	CB	5-11	195	23		R	Central Michigan	FA-10	2/0/0/3
44	James Starks	RB	6-2	218	24		R	Buffalo	D6-10	3/0/0/4
45	Quinn Johnson	FB	6-1	263	24		2	Louisiana State	D5a-09	11/4/0/5
49	Robert Francois	LB	6-2	255	25		1	Boston College	FA-09	8/1/0/1
50	A.J. Hawk	LB	6-1	247	27		5	Ohio State	D1-06	16/15/0/0
52	Clay Matthews	LB	6-3	255	24		2	Southern California	D1b-09	15/15/0/1
53	Dyral Briggs	LB	6-3	248	25		2	Bowling Green	FA-10	5/0/0/4
55	Desmond Bishop	LB	6-2	238	26		4	California	D6b-07	15/12/0/1
57	Matt Wilhelm	LB	6-4	247	29		8	Ohio State	FA-10	7/0/0/2
58	Frank Zombo	LB	6-3	254	23		R	Central Michigan	FA-10	13/8/0/3
61	Brett Goode	LS	6-1	255	26		3	Arkansas	FA-08	16/0/0/0
62	Evan Dietrich-Smith	C/G	6-2	308	24		2	Idaho State	FA-10	0/0/0/1
63	Scott Wells	C	6-2	300	30		7	Tennessee	D7-04 (FA-04)	16/16/0/0
67	Nick McDonald	C/G	6-4	316	23		R	Grand Valley State	FA-10	0/0/0/16
70	T.J. Lang	T/G	6-4	318	23		2	Eastern Michigan	D4-09	12/0/0/4
71	Josh Sitton	G	6-3	318	24		3	Central Florida	D4b-08	16/16/0/0
72	Jason Spitz	C/G	6-3	305	28		5	Louisville	D3b-06	16/0/0/0
73	Daryn Colledge	G	6-4	308	28		5	Boise State	D2a-06	16/16/0/0
75	Bryan Bulaga	T	6-5	314	21		R	Iowa	D1-10	16/12/0/0
76	Chad Clifton	T	6-5	320	34		11	Tennessee	D2-00	16/16/0/0
77	Cullen Jenkins	DE	6-2	305	29		7	Central Michigan	FA-04	11/8/1/4
79	Ryan Pickett	DE/NT	6-2	340	31		10	Ohio State	UFA-06 (STL)	14/12/0/2
80	Donald Driver	WR	6-0	194	35		12	Alcorn State	D7b-99	15/15/0/1
81	Andrew Quarless	TE	6-4	252	22		R	Penn State	D5a-10	13/3/0/3
83	Tom Crabtree	TE	6-4	245	25		1	Miami (Ohio)	FA-09	16/1/0/0
85	Greg Jennings	WR	5-11	198	27		5	Western Michigan	D2b-06	16/16/0/0
86	Donald Lee	TE	6-4	248	30		8	Mississippi State	FA-05	15/6/0/1
87	Jordy Nelson	WR	6-3	217	25		3	Kansas State	D2a-08	16/4/0/0
89	James Jones	WR	6-1	208	26		4	San Jose State	D3a-07	16/3/0/0
90	B.J. Raji	NT	6-2	337	24		2	Boston College	D1a-09	16/16/0/0
93	Erik Walden	LB	6-2	250	25		3	Middle Tennessee State	FA-10	9/2/0/0
94	Jarius Wynn	DE	6-3	285	24		2	Georgia	D6a-09 (FA-10)	9/0/0/6
95	Howard Green	NT	6-2	340	32		6	Louisiana State	FA-10	9/3/0/0
98	C.J. Wilson	DE	6-3	290	23		R	East Carolina	D7-10	15/3/0/1

Practice Squad

11	Chastin West	WR	6-1	216	23		R	Fresno State	FA-10	0/0/0/0
34	Anthony Levine	S	5-11	199	23		R	Tennessee State	FA-10	0/0/0/0
43	Michael Greco	S	6-3	224	23		R	Central Florida	FA-10	0/0/0/0
48	Cardia Jackson	LB	6-1	236	22		R	Louisiana-Monroe	FA-10	0/0/0/0
60	Curtis Young	LB/DE	6-1	270	24		R	Cincinnati	FA-10	0/0/0/0
64	Adrian Battles	G	6-3	318	24		R	Minnesota State	FA-10	0/0/0/0
68	Jay Ross	NT	6-3	302	23		R	East Carolina	FA-10	0/0/0/0
69	Chris Campbell	T	6-5	328	24		R	Eastern Illinois	FA-10	0/0/0/0

Injured Reserve

25	Josh Bell	CB	5-11	177	26		3	Baylor	FA-09	0/0/0/0
27	Ryan Grant	RB	6-1	222	28		4	Notre Dame	T-07 (NYG)	1/1/0/0
29	Anthony Smith	S	6-0	200	27		5	Syracuse	T-10 (Jac)	4/0/0/3
41	Derrick Martin	S	5-10	198	25		5	Wyoming	T-09 (Bal)	5/0/0/0
42	Spencer Havner	TE	6-3	250	27		2	UCLA	FA-10	1/0/0/1
51	Morgan Burnett	S	6-1	209	22		R	Georgia Tech	D3-10	4/4/0/0
54	Brady Poppinga	LB	6-3	250	31		6	Brigham Young	D4b-05	6/1/0/0
55	Brandon Chillar	LB	6-3	237	28		7	UCLA	UFA-08 (STL)	8/1/0/3
56	Nick Barnett	LB	6-2	236	29		8	Oregon State	D1-03	4/4/0/1
59	Brad Jones	LB	6-3	242	24		2	Colorado	D7-09	6/5/0/1
65	Mark Tauscher	T	6-3	320	33		11	Wisconsin	D7a-00 (FA-09)	4/4/0/5
74	Marshall Newhouse	G/T	6-4	319	22		R	Texas Christian	D5b-10	0/0/0/15
88	Jermichael Finley	TE	6-5	247	23		3	Texas	D3-08	5/5/0/1
91	Justin Harrell	DE	6-4	315	26		4	Tennessee	D1-07	1/0/0/0
96	Mike Neal	DE	6-3	294	23		R	Purdue	D2-10	2/0/0/5

TEAM STATISTICS/STARTERS

OFFENSE

Date/Opp						First Downs				Third	Fourth	Total Offense			Net Rushing			Net Passing			QB			Punts	Punts	Pen	Fumbles	2-pt	Poss		
	1	2	3	4	OT	Tot	Ru	Pa	Pe	Downs	Downs	Pl	Yds	Avg	Att	Yds	TD	Att-Com	Int	Yds	TD	Sacked	No/Avg	NetAvg	No/Yds	No-Lost	Conv				
9/12	at	Phi	0	13	14	0	0	22	8	13	1	6-14	0-0	67	299	4.5	33	132	1	32	19	2	167	2	3	4/41.5	38.0	2/15	0-0	0-0	12
9/19		Buf	13	0	14	7	0	18	4	14	0	7-12	0-0	56	346	6.2	27	91	2	29	19	0	255	2	0	3/40.3	33.7	6/49	2-0	0-0	11
9/27	at	Chi	7	3	0	7	0	21	4	16	1	4-10	0-0	60	379	6.3	15	63	1	45	34	1	316	1	0	3/50.0	19.0	18/152	1-1	0-0	9
10/3		Det	7	14	7	0	0	16	6	9	1	3-7	0-0	40	261	6.5	21	92	0	17	12	2	169	3	2	3/41.0	36.0	3/31	2-2	0-0	9
10/10	at	Was	7	3	3	0	0	17	4	13	0	2-13	0-1	67	427	6.4	17	157	0	46	27	1	270	1	4	6/47.3	36.2	9/63	1-1	0-0	15
10/17		Mia	10	0	0	10	0	16	3	12	1	3-13	2-2	59	359	6.1	21	76	1	33	18	1	283	1	5	5/38.0	33.4	7/45	1-0	0-0	11
10/24		Min	7	7	14	0	0	20	5	14	1	6-11	1-3	58	379	6.5	23	84	1	35	21	2	295	2	0	2/45.0	38.5	2/20	1-0	0-0	10
10/31	at	NYJ	3	0	0	6	0	13	2	10	1	2-14	0-0	62	327	3.8	26	81	0	34	15	0	156	0	2	8/44.0	41.5	3/15	0-0	0-0	13
11/7		Dal	0	28	7	10	0	26	8	15	3	10-15	0-1	71	415	5.8	35	138	1	35	27	0	277	3	1	2/49.5	47.5	2/20	2-0	0-0	10
11/21	at	Min	0	17	7	7	0	20	5	15	0	8-15	0-1	65	374	5.8	30	91	0	32	23	0	283	4	3	5/39.2	38.2	1/5	0-0	0-0	11
11/28	at	Atl	3	0	7	7	0	22	5	15	2	4-11	2-3	59	418	7.1	23	77	1	35	26	0	341	1	1	2/44.0	44.0	8/66	4-1	0-0	9
12/5		SF	0	14	14	6	0	21	11	9	1	9-15	0-0	68	410	6.0	34	136	1	30	21	0	274	3	4	3/43.3	33.0	5/40	0-0	0-0	11
12/12	at	Det	0	0	3	0	0	13	4	8	1	2-12	0-1	61	258	4.2	20	66	0	37	22	2	192	0	4	8/50.5	43.4	3/20	1-1	0-0	13
12/19	at	NE	3	14	7	3	0	26	9	13	4	11-19	0-1	80	369	4.6	38	143	0	37	24	1	226	3	5	4/41.3	38.5	2/15	1-1	0-0	12
12/26		NYG	14	7	10	14	0	27	7	19	1	6-13	0-0	74	515	7.0	35	119	2	37	25	0	396	4	2	5/41.6	39.0	3/31	2-1	0-0	14
1/2		Chi	0	0	3	7	0	14	3	9	2	2-11	0-0	53	284	5.4	23	60	0	28	19	1	224	1	2	8/43.5	36.6	4/30	2-1	0-0	13
SEASON			74	120	110	84	0	312	88	204	20	85-205	5-13	1000	5730	5.7	421	1606	11	541	352	13	4124	31	38	71/43.9	37.6	78/617	20-9	0-0	183
1/9	at	Phi	7	7	7	0	0	20	6	13	1	8-13	0-0	61	309	5.1	32	138	0	27	18	0	171	3	2	4/36.5	32.8	2/15	4-2	0-0	10
POSTSEASON			7	7	7	0	0	20	6	13	1	8-13	0-0	61	309	5.1	32	138	0	27	18	0	171	3	2	4/36.5	32.8	2/15	4-2	0-0	10

DEFENSE

Date/Opp						First Downs				Third	Fourth	Total Offense			Net Rushing			Net Passing			QB			Punts	Punts	Pen	Fumbles	2-pt	Poss		
	1	2	3	4	OT	Tot	Ru	Pa	Pe	Downs	Downs	Pl	Yds	Avg	Att	Yds	TD	Att-Com	Int	Yds	TD	Sacked	No/Avg	NetAvg	No/Yds	No-Lost	Conv				
9/12	at	Phi	3	0	7	10	0	16	7	8	1	5-13	0-1	60	320	5.3	20	149	1	34	21	0	171	1	6	5/49.8	47.6	10/80	3-1	0-0	11
9/19		Buf	0	7	0	0	0	14	9	4	1	4-12	0-2	54	186	3.4	32	124	1	18	11	2	62	0	4	5/46.4	38.0	4/35	0-0	0-0	10
9/27	at	Chi	0	7	0	13	0	18	2	11	5	3-9	0-1	48	276	5.8	18	77	0	27	16	1	199	1	3	2/48.5	43.5	5/38	1-0	0-0	8
10/3		Det	0	14	6	6	0	24	3	18	3	10-17	0-0	78	431	5.5	21	123	0	54	34	2	308	2	3	2/33.5	28.0	13/102	2-1	0-0	12
10/10	at	Was	0	3	0	10	3	21	3	13	5	5-17	0-1	75	373	5.0	21	51	0	49	26	1	322	1	5	8/44.6	35.3	4/28	1-0	0-0	15
10/17		Mia	7	3	3	7	3	26	8	15	3	6-14	0-1	78	381	4.9	39	150	0	39	23	1	231	2	0	4/41.8	40.0	4/30	0-0	0-0	12
10/24		Min	7	10	7	0	0	21	11	9	1	6-14	2-3	66	402	6.1	36	196	2	29	16	3	206	1	1	2/50.0	45.0	6/40	1-0	0-0	11
10/31	at	NYJ	0	0	0	0	0	15	3	11	1	7-17	0-3	69	360	5.2	29	119	0	38	16	2	241	0	2	5/43.2	43.2	7/55	3-1	0-0	13
11/7		Dal	0	7	0	0	0	12	1	10	1	4-10	0-0	48	205	4.3	14	39	0	30	19	2	166	1	4	5/52.8	45.8	5/40	4-2	0-0	10
11/21	at	Min	3	0	0	0	0	15	5	10	0	4-13	0-2	57	300	5.3	18	93	0	38	17	1	207	0	1	5/41.6	39.4	6/50	2-1	0-0	11
11/28	at	Atl	3	7	0	10	0	19	6	12	1	4-12	2-2	57	294	5.2	27	117	1	28	24	0	177	1	2	4/40.3	39.8	4/50	1-0	0-0	8
12/5		SF	3	10	3	0	0	11	4	7	0	3-12	1-1	51	269	5.3	22	97	0	25	10	1	172	1	4	5/47.2	32.4	6/32	0-0	0-0	11
12/12	at	Det	0	0	0	7	0	15	7	7	1	3-15	0-1	65	286	4.4	41	190	0	22	10	2	96	1	2	8/44.3	38.3	6/35	0-0	0-0	14
12/19	at	NE	7	7	7	10	0	14	5	9	0	4-10	0-0	43	249	5.8	16	113	1	24	15	0	136	2	3	5/40.4	35.2	7/52	2-0	0-0	9
12/26		NYG	0	14	3	0	0	16	3	11	2	4-12	1-1	55	386	7.0	21	90	0	33	17	4	296	2	1	4/42.3	40.5	5/45	2-2	0-0	14
1/2		Chi	0	3	0	0	0	13	5	8	0	5-16	0-1	65	227	3.5	20	110	0	39	21	2	117	0	6	8/45.5	36.8	6/46	0-0	0-0	13
SEASON			33	92	36	73	6	270	82	163	25	77-213	6-20	969	4945	5.1	395	1838	6	527	296	24	3107	16	47	78/44.8	39.1	98/758	22-8	0-0	182
1/9	at	Phi	0	3	7	6	0	18	6	12	0	5-13	1-1	60	352	5.9	21	82	1	36	20	1	270	1	3	4/40.8	36.3	7/50	1-0	0-1	10
POSTSEASON			0	3	7	6	0	18	6	12	0	5-13	1-1	60	352	5.9	21	82	1	36	20	1	270	1	3	4/40.8	36.3	7/50	1-0	0-1	10

OFFENSIVE STARTERS

Date/Opp	Split End	3rd WR	4th WR	5th WR	TE	LT	LG	C	RG	RT	2nd TE	Flanker	QB	RB	FB	
9/12	at	Phi	G.Jennings			J.Finley	C.Clifton	D.Colledge	S.Wells	J.Sitton	M.Tauscher		D.Driver	A.Rodgers	R.Grant	K.Hall
9/19		Buf	G.Jennings			J.Finley	C.Clifton	D.Colledge	S.Wells	J.Sitton	M.Tauscher		D.Driver	A.Rodgers	B.Jackson	Q.Johnson
9/27	at	Chi	G.Jennings			J.Finley	C.Clifton	D.Colledge	S.Wells	J.Sitton	M.Tauscher		D.Driver	A.Rodgers	J.Kuhn	Q.Johnson
10/3		Det	G.Jennings			J.Finley	C.Clifton	D.Colledge	S.Wells	J.Sitton	M.Tauscher	A.Quarless	D.Driver	A.Rodgers	B.Jackson	
10/10	at	Was	G.Jennings			J.Finley	C.Clifton	D.Colledge	S.Wells	J.Sitton	B.Bulaga	D.Lee	D.Driver	A.Rodgers	B.Jackson	
10/17		Mia	G.Jennings	J.Nelson			C.Clifton	D.Colledge	S.Wells	J.Sitton	B.Bulaga		D.Driver	A.Rodgers	B.Jackson	K.Hall
10/24		Min	G.Jennings			D.Lee	C.Clifton	D.Colledge	S.Wells	J.Sitton	B.Bulaga		D.Driver	A.Rodgers	B.Jackson	K.Hall
10/31	at	NYJ	G.Jennings			D.Lee	C.Clifton	D.Colledge	S.Wells	J.Sitton	B.Bulaga		D.Driver	A.Rodgers	B.Jackson	K.Hall
11/7		Dal	G.Jennings	J.Jones		D.Lee	C.Clifton	D.Colledge	S.Wells	J.Sitton	B.Bulaga		J.Nelson	A.Rodgers	B.Jackson	
11/21	at	Min	G.Jennings			D.Lee	C.Clifton	D.Colledge	S.Wells	J.Sitton	B.Bulaga		D.Driver	A.Rodgers	B.Jackson	Q.Johnson
11/28	at	Atl	G.Jennings			A.Quarless	C.Clifton	D.Colledge	S.Wells	J.Sitton	B.Bulaga		D.Driver	A.Rodgers	B.Jackson	K.Hall
12/5		SF	G.Jennings	J.Nelson			C.Clifton	D.Colledge	S.Wells	J.Sitton	B.Bulaga		D.Driver	A.Rodgers	B.Jackson	K.Hall
12/12	at	Det	G.Jennings	J.Jones		A.Quarless	C.Clifton	D.Colledge	S.Wells	J.Sitton	B.Bulaga		D.Driver	A.Rodgers	B.Jackson	
12/19	at	NE	G.Jennings	J.Nelson	J.Jones	B.Swain		C.Clifton	D.Colledge	S.Wells	J.Sitton	B.Bulaga		D.Driver	M.Flynn	
12/26		NYG	G.Jennings			T.Crabtree	C.Clifton	D.Colledge	S.Wells	J.Sitton						

INDIVIDUAL STATISTICS, OFFENSE

RUSHING

		R.Grant					B.Jackson					J.Kuhn					A.Rodgers					D.Nance					J.Starks				
		No	Yds	Avg	Lg	TD	No	Yds	Avg	Lg	TD	No	Yds	Avg	Lg	TD	No	Yds	Avg	Lg	TD	No	Yds	Avg	Lg	TD	No	Yds	Avg	Lg	TD
9/12	at Phi	8	45	5.6	18	0	18	63	3.5	18	0	2	15	7.5	12	1	5	9	1.8	7	0	(Not with team)					(PUP - hamstring)				
9/19	Buf						11	29	2.6	6	1	9	36	4.0	12	0	5	20	4.0	12	1	2	6	3.0	4	0	(PUP - hamstring)				
9/27	at Chi						7	12	1.7	11	0	6	31	5.2	18	0	2	20	10.0	17	1	(Inactive)					(PUP - hamstring)				
10/3	Det						9	33	3.7	14	0	9	39	4.3	8	0	3	20	6.7	16	0	0	0	0.0	0	0	(PUP - hamstring)				
10/10	at Was						10	115	11.5	71	0	3	12	4.0	7	0	4	30	7.5	15	0	0	0	0.0	0	0	(PUP - hamstring)				
10/17	Mia						12	53	4.4	14	0	5	9	1.8	5	0	4	14	3.5	8	1	0	0	0.0	0	0	(PUP - hamstring)				
10/24	Min						13	58	4.5	14	1	7	12	1.7	4	0	3	14	4.7	11	0	0	0	0.0	0	0	(PUP - hamstring)				
10/31	at NYJ						15	55	3.7	27	0	8	21	2.6	6	0	3	5	1.7	5	0	(Inactive)					(PUP - hamstring)				
11/7	Dal						13	42	3.2	14	1	13	50	3.8	17	0	5	41	8.2	27	0	4	5	1.3	5	0	(PUP - hamstring)				
11/21	at Min						14	28	2.0	6	0	0	0.0	0	0	0	3	21	7.0	15	0	12	37	3.1	11	0	(Inactive)				
11/28	at Atl						10	26	2.6	12	0	0	0.0	0	0	0	12	51	4.3	11	1	1	0	0.0	0	0	(Inactive)				
12/5	SF						4	13	3.3	8	0	6	13	2.2	4	1	4	39	9.8	12	0	(Inactive)					18	73	4.1	16	0
12/12	at Det						7	19	2.7	9	0	0	0.0	0	0	0	2	25	12.5	18	0	2	4	2.0	2	0	6	8	1.3	7	0
12/19	at NE						22	99	4.5	12	0	6	21	3.5	7	0	(Inactive)					6	11	1.8	4	0	(Inactive)				
12/26	NYG						18	39	2.2	6	0	6	22	3.7	8t	2	2	26	13.0	15	0	9	32	3.6	6	0	(Inactive)				
1/2	Chi						7	19	2.7	8	0	4	0	0.0	1	0	7	21	3.0	7	0	0	0	0.0	0	0	5	20	4.0	6	0
SEASON		8	45	5.6	18	0	190	703	3.7	71	3	84	281	3.3	18	4	64	356	5.6	27	4	36	95	2.6	11	0	29	101	3.6	16	0
CAREER		790	3457	4.4	66t	23	347	1329	3.8	71	7	102	327	3.2	18	6	189	926	4.9	35	13	36	95	2.6	11	0	29	101	3.5	16	0
1/9	at Phi						3	10	3.3	5	0	3	1	0.3	3	0	3	4	1.3	8	0	0	0	0.0	0	0	23	123	5.3	27	0
POSTSEASON		-	-	-	-	-	3	10	3.3	5	0	3	1	0.3	3	0	3	4	1.3	8	0	0	0	0.0	0	0	23	123	5.3	27	0

ADDITIONAL RUSHING: M.Flynn 3-10 at Det (Dec. 12), 3-13 at NE (Dec. 19); G.Jennings 1-(-1) at NE (Dec. 19)

PASSING

		A.Rodgers										M.Flynn									
		Att	Com	Pct	Yds	Sk/Yd	TD	Lg	Int	Rtng	Att	Com	Pct	Yds	Sk/Yd	TD	Lg	Int	Rtng		
9/12	at Phi	31	19	61.3	188	3/21	2	32t	2	73.1	(Did Not Play)										
9/19	Buf	29	19	65.5	255	0/0	2	34	0	116.3	(Did Not Play)										
9/27	at Chi	45	34	75.6	316	0/0	1	28	1	92.5	(Did Not Play)										
10/3	Det	17	12	70.6	181	2/12	3	48	2	105.3	(Did Not Play)										
10/10	at Was	46	27	58.7	293	4/23	1	35	1	75.7	(Did Not Play)										
10/17	Mia	33	18	54.5	313	5/30	1	86t	1	84.5	(Did Not Play)										
10/24	Min	34	21	61.8	295	0/0	2	45	2	84.8	1	0	0.0	0	0/0	0	0	0	39.6		
10/31	at NYJ	34	15	44.1	170	2/14	0	30	0	59.7	(Did Not Play)										
11/7	Dal	34	27	79.4	289	1/12	3	33	0	131.5	1	0	0.0	0	0/0	0	0	0	39.6		
11/21	at Min	31	22	71.0	301	3/23	4	47	0	141.3	1	1	100.0	5	0/0	0	5	0	87.5		
11/28	at Atl	35	26	74.3	344	1/3	1	35	0	114.5	(Did Not Play)										
12/5	SF	30	21	70.0	298	4/24	3	61t	0	135.1	0	0	0.0	0	0/0	0	0	0	0.0		
12/12	at Det	11	7	63.6	46	2/18	0	12	1	34.7	26	15	57.7	177	2/13	0	32	1	62.5		
12/19	at NE										37	24	64.9	251	5/25	3	66t	1	100.2		
12/26	NYG	37	25	67.6	404	2/8	4	80t	0	139.9	0	0	0.0	0	0/0	0	0	0	0.0		
1/2	Chi	28	19	67.9	229	2/5	1	46	1	89.7	(Did Not Play)										
SEASON		475	312	65.7	3922	31/193	28	86t	11	101.2	66	40	60.6	433	7/38	3	66t	2	82.4		
CAREER		1611	1038	64.4	12723	124/800	87	86t	32	98.4	83	49	59.0	497	8/44	3	66t	3	73.2		
1/9	at Phi	27	18	66.7	180	2/9	3	20	0	122.5	(Did Not Play)										
POSTSEASON		27	18	66.7	180	2/9	3	20	0	122.5	0	0	0.0	0	0/0	0	-	0	0.0		

RECEIVING

		D.Driver					J.Finley					G.Jennings					J.Jones					D.Lee					J.Nelson					
		No	Yds	Avg	Lg	TD	No	Yds	Avg	Lg	TD	No	Yds	Avg	Lg	TD	No	Yds	Avg	Lg	TD	No	Yds	Avg	Lg	TD	No	Yds	Avg	Lg	TD	
9/12	at Phi	5	30	6.0	7	1	4	47	11.8	20	0	5	82	16.4	32t	1	2	10	5.0	7	0	0	0	0.0	0	0	1	7	7.0	7	0	
9/19	Buf	4	38	9.5	13	1	4	103	25.8	34	0	3	36	12.0	21	0	3	32	10.7	30t	1	1	-1	-1.0	-1	0	2	26	13.0	15	0	
9/27	at Chi	9	61	6.8	11	0	9	115	12.8	28	0	2	18	9.0	11	1	5	55	11.0	18	0	0	0	0.0	0	0	3	20	6.7	8	0	
10/3	Det	3	89	29.7	48	1	4	36	9.0	13t	1	2	25	12.5	17t	1	1	15	15.0	15	0	1	15	15.0	15	0	0	0	0.0	0	0	
10/10	at Was	4	58	14.5	34	0	0	0	0.0	0	0	2	22	11.0	14	0	4	65	16.3	35	0	2	22	11.0	17	1	3	42	14.0	25	0	
10/17	Mia	3	31	10.3	15	0	(Inactive)					6	133	22.2	86t	1	0	0	0.0	0	0	0	0	0.0	0	0	4	64	16.0	24	0	
10/24	Min	0	0	0.0	0	0	(Injured Reserve)					6	74	12.3	24	1	4	107	26.8	45	0	2	27	13.5	16	0	4	25	6.3	8	0	
10/31	at NYJ	0	0	0.0	0	0	(Injured Reserve)					6	81	13.5	30	0	0	0	0.0	0	0	0	1	5	5.0	5	0	5	55	11.0	19	0
11/7	Dal						(Inactive)					7	80	11.4	33	1	8	123	15.4	31	1	0	0	0.0	0	0	4	42	10.5	27	0	
11/21	at Min	4	31	7.8	10	0	(Injured Reserve)					7	152	21.7	47	3	3	51	17.0	39	1	1	0	0.0	0	0	3	20	6.7	8	0	
11/28	at Atl	2	26	13.0	17	0	(Injured Reserve)					5	119	23.8	35	0	5	44	8.8	18	0	(Inactive)					5	61	12.2	28	1	
12/5	SF	4	73	18.3	61t	1	(Injured Reserve)					6	122	20.3	57	2	2	8	4.0	7	0	0	0	0.0	0	0	2	15	7.5	9	0	
12/12	at Det	2	12	6.0	7	0	(Injured Reserve)					4	52	13.0	32	0	3	30	10.0	18	0	0	0	0.0	0	0	2	26	13.0	18	0	
12/19	at NE	3	31	10.3	16	0	(Injured Reserve)					4	30	7.5	16																	

INDIVIDUAL STATISTICS, OFFENSE

	RECEIVING	B.Swain					B.Jackson					J.Kuhn					K.Hall					T.Crabtree					A.Quarless						
		No	Yds	Avg	Lg	TD	No	Yds	Avg	Lg	TD	No	Yds	Avg	Lg	TD	No	Yds	Avg	Lg	TD	No	Yds	Avg	Lg	TD	No	Yds	Avg	Lg	TD		
9/12	at Phi	0	0	0.0	0	0	2	12	6.0	13	0	0	0	0.0	0	0	0	0	0	0	0	0	0	0	0	0	0	0	0	(Inactive)			
9/19	Buf	0	0	0.0	0	0	1	10	10.0	10	0	0	0	0.0	0	0	0	0	0	0	0	0	0	0	0	0	0	0	(Inactive)				
9/27	at Chi	0	0	0.0	0	0	4	27	6.8	10	0	2	20	10.0	10	0	0	0	0.0	0	0	0	0	0	0	0	0	0	0	0			
10/3	Det	0	0	0.0	0	0	1	1	1.0	1	0	0	0	0.0	0	0	0	0	0	0.0	0	0	0	0	0	0	0	0	0	0			
10/10	at Was	0	0	0.0	0	0	5	25	5.0	12	0	2	5	2.5	4	0	0	0	0.0	0	0	0	0	1	3	3.0	3	0	4	51	12.8	21	0
10/17	Mia	0	0	0.0	0	0	3	29	9.7	19	0	0	0	0.0	0	0	0	0	0	0.0	0	0	1	33	33.0	33	0	1	23	23.0	23	0	
10/24	Min	0	0	0.0	0	0	3	46	15.3	36	0	0	0	0.0	0	0	0	0	0	0.0	0	0	0	0	0	0	0	2	16	8.0	9t	1	
10/31	at NYJ	1	12	12.0	12	0	2	17	8.5	13	0	0	0	0.0	0	0	0	0	0	0.0	0	0	0	0	0	0	0	0	0	0	0	0	0
11/7	Dal	1	2	2.0	2	0	4	26	6.5	9t	1	2	12	6.0	8	0	0	0	0.0	0	0	1	4	4.0	4	0	0	0	(Inactive)				
11/21	at Min	0	0	0.0	0	0	4	38	9.5	15	0	0	0	0.0	0	0	0	0	0	0.0	0	0	0	0	0	0	0	1	14	14.0	14	0	
11/28	at Atl	2	40	20.0	31	0	3	10	3.3	9	0	1	9	9.0	9	0	0	0	0.0	0	0	0	0	0	0	0	0	3	35	11.7	19	0	
12/5	SF	0	0	0.0	0	0	4	63	15.8	37	0	1	4	4.0	4	0	1	9	9.0	9	0	0	0	0	0	0	0	1	4	4.0	4	0	
12/12	at Det	1	12	12.0	12	0	3	9	3.0	5	0	1	6	6.0	6	0	0	0	0.0	0	0	0	0	0	0	0	5	62	12.4	20	0		
12/19	at NE	1	6	6.0	6	0	1	3	3.0	3	0	3	27	9.0	12	1	0	0	0.0	0	0	0	0	0	0	0	2	12	6.0	10	0		
12/26	NYG	0	0	0.0	0	0	1	10	10.0	10	0	2	7	3.5	5t	1	0	0	0.0	0	0	1	21	21.0	21	0	1	16	16.0	16	0		
1/2	Chi	0	0	0.0	0	0	2	16	8.0	10	0	1	7	7.0	7	0	0	0	0.0	0	0	0	0	0	0	0	1	5	5.0	5	0		
SEASON		6	72	12.0	31	0	41	326	8.0	37	1	15	97	6.5	12	2	1	9	9.0	9	0	4	61	15.3	33	0	21	238	11.3	23	1		
CAREER		6	72	12.0	31	0	110	844	7.7	37	2	29	187	6.4	15	6	21	137	6.5	13	1	4	61	15.3	33	0	21	238	11.3	23	1		
1/9	at Phi	0	0	0.0	0	0	2	27	13.5	16t	1	3	33	11.0	16	0	0	0	0.0	0	0	1	7	7.0	7t	1	2	27	13.5	15	0		
POSTSEASON		0	0	0.0	0	0	2	27	13.5	16t	1	3	33	11.0	16	0	-	-	-	-	-	1	7	7.0	7t	1	2	27	13.5	15	0		

	RECEIVING	Q.Johnson																														
		No	Yds	Avg	Lg	TD	No	Yds	Avg	Lg	TD	No	Yds	Avg	Lg	TD	No	Yds	Avg	Lg	TD	No	Yds	Avg	Lg	TD	No	Yds	Avg	Lg	TD	
9/12	at Phi																															
9/19	Buf	1	11	11.0	11	0																										
9/27	at Chi	0	0	0.0	0	0																										
10/3	Det																															
10/10	at Was																															
10/17	Mia	0	0	0.0	0	0																										
10/24	Min																															
10/31	at NYJ																															
11/7	Dal	0	0	0.0	0	0																										
11/21	at Min	0	0	0.0	0	0																										
11/28	at Atl	0	0	0.0	0	0																										
12/5	SF	0	0	0.0	0	0																										
12/12	at Det	0	0	0.0	0	0																										
12/19	at NE	2	15	7.5	11	0																										
12/26	NYG	0	0	0.0	0	0																										
1/2	Chi	0	0	0.0	0	0																										
SEASON		3	26	8.7	11	0																										
CAREER		5	30	6.0	11	0																										
1/9	at Phi	1	4	4.0	4	0																										
POSTSEASON		1	4	4.0	4	0																										

	RUSHING	B.Jackson										J.Kuhn										A.Rodgers									
		First Half					Second Half					First Half					Second Half					First Half					Second Half				
		No	Yds	Avg	Lg	TD	No	Yds	Avg	Lg	TD	No	Yds	Avg	Lg	TD	No	Yds	Avg	Lg	TD	No	Yds	Avg	Lg	TD	No	Yds	Avg	Lg	TD
9/12	at Phi	4	9	2.3	5	0	14	54	3.9	18	0	0	0	0.0	0	0	2	15	7.5	12	1	2	12	6.0	7	0	3	-3	-1.0	0	0
9/19	Buf	9	26	2.9	6	1	2	3	1.5	0	0	3	9	3.0	4	0	6	27	4.5	12	0	1	12	12.0	12	0	4	8	2.0	9t	1
9/27	at Chi	3	-3	-1.0	2	0	4	15	3.8	11	0	4	11	2.8	7	0	2	20	10.0	18	0	0	0	0.0	0	0	2	20	10.0	17	1
10/3	Det	5	20	4.0	11	0	4	13	3.3	14	0	2	5	2.5	4	0	7	34	4.9	8	0	1	5	5.0	5	0	2	15	7.5	16	0
10/10	at Was	3	74	24.7	71	0	7	41	5.9	15	0	2	5	2.5	5	0	1	7	7.0	7	0	1	0	0.0	0	0	3	30	10.0	15	0
10/17	Mia	6	32	5.3	14	0	6	21	3.5	7	0	2	8	4.0	5	0	3	1	0.3	1	0	2	5	2.5	6	0	2	9	4.5	8	1
10/24	Min	7	31	4.4	14	1	6	27	4.5	11	0	1	-1	-1.0	-1	0	6	13	2.2	4	0	1	11	11.0	11	0	2	3	1.5	4	0
10/31	at NYJ	8	45	5.6	27	0	7	10	1.4	8	0	2	7	3.5	4	0	6	14	2.3	6	0	1	-1	-1.0	-1	0	2	6	3.0	5	0
11/7	Dal	8	18	2.3	7	1	5	24	4.8	14	0	7	33	4.7	17	0	6	17	2.8	5	0	4	43	10.8	27	0	1	-2	-2.0	-2	0
11/21	at Min	6	21	3.5	6	0	8	7	0.9	4	0	0	0	0.0	0	0	0	0	0.0	0	0	1	5	5.0	5	0	2	16	8.0	15	0
11/28	at Atl	4	4	1.0	4	0	6	22	3.7	22	0	0	0	0.0	0	0	0	0	0.0	0	0	7	24	3.4	11	0	5	27	5.4	10	1
12/5	SF	1	8	8.0	8	0	3	5	1.7	4	0	3	4	1.3	2	1	3	9	3.0	0	0	1	8	8.0	8	0	3	31	10.3	12	0
12/12	at Det	3	10	3.3	9	0	4	9	2.3	7	0	0	0	0.0	0	0	0	0	0.0	0	0	2	25	12.5	18	0	0	0	0.0	0	0
12/19	at NE	8	27	3.4	7	0	14	72	5.1	12	0	2	12	6.0	7	0	4	9	2.3	5	0	0	0	0.0	0	0	0	0	0.0	0	0
12/26	NYG	10	26	2.6	5	0	8	13	1.6	6	0	3	16	5.3	8t	1	3	6	2.0	3	1	1	15	15.0							

INDIVIDUAL STATISTICS, OFFENSE

PASSING

A.Rodgers

		First Half										Second Half									
		Att	Com	Pct	Yds	Sk/Yd	TD	Lg	Int	Rtng	Att	Com	Pct	Yds	Sk/Yd	TD	Lg	Int	Rtng		
9/12	at Phi	22	16	72.7	129	3/21	1	16	1	83.3	9	3	33.3	59	0/0	1	32t	1	54.6		
9/19	Buf	16	8	50.0	110	0/0	0	34	0	72.4	13	11	84.6	145	0/0	2	30t	0	152.7		
9/27	at Chi	23	15	65.2	172	0/0	1	28	1	84.0	22	19	86.4	144	0/0	0	20	0	93.9		
10/3	Det	9	8	88.9	131	1/7	3	48	0	158.3	8	4	50.0	50	1/5	0	15	2	30.2		
10/10	at Was	25	14	56.0	152	1/4	1	35	0	87.4	21	13	61.9	141	3/19	0	34	1	61.8		
10/17	Mia	13	7	53.8	169	2/17	1	86t	0	124.7	20	11	55.0	144	3/13	0	24	1	57.1		
10/24	Min	21	13	61.9	227	0/0	1	45	2	75.0	13	8	61.5	68	0/0	1	17	0	100.8		
10/31	at NYJ	21	7	33.3	85	2/14	0	30	0	46.7	13	8	61.5	85	0/0	0	19	0	80.6		
11/7	Dal	18	16	88.9	174	1/12	2	33	0	144.0	16	11	68.8	115	0/0	1	27	0	110.2		
11/21	at Min	22	14	63.6	188	2/15	2	47	0	121.0	9	8	88.9	113	1/8	2	46t	0	158.3		
11/28	at Atl	11	9	81.8	115	0/0	0	31	0	110.2	24	17	70.8	229	1/3	1	35	0	114.8		
12/5	SF	20	12	60.0	156	2/12	1	57t	0	101.3	10	9	90.0	142	2/12	2	61t	0	158.3		
12/12	at Det	11	7	63.6	46	2/18	0	12	1	34.7	0	0	0.0	0	0/0	0	0	0	0.0		
12/19	at NE	(Inactive)										(Inactive)									
12/26	NYG	23	14	60.9	216	0/0	2	80t	0	120.9	14	11	78.6	188	2/8	2	38	0	158.3		
1/2	Chi	18	12	66.7	105	1/3	0	25	0	81.9	10	7	70.0	124	1/2	1	46	1	105.8		
SEASON		273	172	63.0	2175	17/123	15	86t	5	98.5	202	140	69.3	1747	14/70	13	61t	6	105.0		
1/9	at Phi	18	13	72.2	111	0/0	2	15	0	125.0	9	5	55.6	69	2/9	1	20	0	117.4		
POSTSEASON		18	13	72.2	111	0/0	2	15	0	125.0	9	5	55.6	69	2/9	1	20	0	117.4		

PASSING

M.Flynn

		First Half										Second Half									
		Att	Com	Pct	Yds	Sk/Yd	TD	Lg	Int	Rtng	Att	Com	Pct	Yds	Sk/Yd	TD	Lg	Int	Rtng		
9/12	at Phi	(Did Not Play)										(Did Not Play)									
9/19	Buf	(Did Not Play)										(Did Not Play)									
9/27	at Chi	(Did Not Play)										(Did Not Play)									
10/3	Det	(Did Not Play)										(Did Not Play)									
10/10	at Was	(Did Not Play)										(Did Not Play)									
10/17	Mia	(Did Not Play)										(Did Not Play)									
10/24	Min	1	0	0.0	0	0/0	0	0	0	39.6	0	0	0.0	0	0/0	0	0	0	0.0		
10/31	at NYJ	(Did Not Play)										(Did Not Play)									
11/7	Dal	0	0	0.0	0	0/0	0	0	0	0.0	1	0	0.0	0	0/0	0	0	0	39.6		
11/21	at Min	0	0	0.0	0	0/0	0	0	0	0.0	1	1	100.0	5	0/0	0	5	0	87.5		
11/28	at Atl	(Did Not Play)										(Did Not Play)									
12/5	SF	0	0	0.0	0	0/0	0	0	0	0.0	0	0	0.0	0	0/0	0	0	0	0.0		
12/12	at Det	2	1	50.0	0	1/7	0	0	0	56.3	24	14	58.3	177	1/6	0	32	1	64.1		
12/19	at NE	17	11	64.7	143	2/13	2	66t	0	130.3	20	13	65.0	108	3/12	1	16	1	74.6		
12/26	NYG	0	0	0.0	0	0/0	0	0	0	0.0	0	0	0.0	0	0/0	0	0	0	0.0		
1/2	Chi	(Did Not Play)										(Did Not Play)									
SEASON		20	12	60.0	143	3/20	2	66t	0	115.2	46	28	60.9	290	4/18	1	32	2	68.2		
1/9	at Phi	(Did Not Play)										(Did Not Play)									
POSTSEASON		0	0	0.0	0	0/0	0	-	0	0.0	0	0	0.0	0	0/0	0	-	0	0.0		

INDIVIDUAL STATISTICS, OFFENSE

RECEIVING D.Driver

			First Half					Second Half					First Half					Second Half					First Half					Second Half									
			No	Yds	Avg	Lg	TD	No	Yds	Avg	Lg	TD	No	Yds	Avg	Lg	TD	No	Yds	Avg	Lg	TD	No	Yds	Avg	Lg	TD	No	Yds	Avg	Lg	TD	No	Yds	Avg	Lg	TD
			9/12	at	Phi	4	23	5.8	7	1	1	7	7.0	0	0	3	27	9.0	14	0	1	20	20.0	20	0	4	50	12.5	16	0	1	32	32.0	32t	1		
9/19		Buf	3	31	10.3	13	0	1	7	7.0	7t	1	2	66	33.0	34	0	2	37	18.5	22	0	1	-2	-2.0	-2	0	2	38	19.0	21	0					
9/27	at	Chi	3	23	7.7	10	0	6	38	6.3	11	0	4	68	17.0	28	0	5	47	9.4	20	0	2	18	9.0	11	1	0	0	0.0	0	0					
10/3		Det	2	77	38.5	48	1	1	12	12.0	12	0	4	36	9.0	13t	1	0	0	0.0	0	0	1	17	17.0	17t	1	1	8	8.0	8	0					
10/10	at	Was	1	14	14.0	14	0	3	44	14.7	34	0	0	0	0.0	0	0	0	0	0.0	0	0	1	8	8.0	8	0	1	14	14.0	14	0					
10/17		Mia	1	8	8.0	8	0	2	23	11.5	15	0	(Inactive)					2	95	47.5	86t	1	4	38	9.5	20	0	1	4	38	9.5	20	0				
10/24		Min	0	0	0.0	0	0	0	0	0.0	0	0	(Injured Reserve)					3	40	13.3	24	0	3	34	11.3	15	1	3	34	11.3	15	1	0				
10/31	at	NYJ	0	0	0.0	0	0	0	0	0.0	0	0	(Injured Reserve)					3	48	16.0	30	0	3	33	11.0	11	0	4	89	22.3	35	0	0				
11/7		Dal	(Inactive)					(Injured Reserve)					4	54	13.5	33	1	3	26	8.7	13	0	3	71	23.7	47	1	4	81	20.3	46t	2	0				
11/21	at	Min	3	23	7.7	10	0	1	8	8.0	8	0	(Injured Reserve)					1	30	30.0	30	0	4	89	22.3	35	0	4	73	18.3	57t	1	2	49	24.5	48	1
11/28	at	Atl	1	17	17.0	17	0	1	9	9.0	9	0	(Injured Reserve)					1	2	2.0	2	0	3	50	16.7	32	0	1	2	2.0	2	0	3	50	16.7	32	0
12/5		SF	2	10	5.0	6	0	2	63	31.5	61t	1	(Injured Reserve)					1	1	1.0	1t	1	3	29	9.7	16	0	1	2	49	24.5	48	1	0			
12/12	at	Det	1	5	5.0	5	0	1	7	7.0	7	0	(Injured Reserve)					5	82	16.4	26	0	2	60	30.0	36	0	2	60	30.0	36	0	0	0	0.0	0	0
12/19	at	NE	1	16	16.0	16	0	2	15	7.5	10	0	(Injured Reserve)					1	12	12.0	12	0	3	85	28.3	46	0	3	85	28.3	46	0	0	0	0.0	0	0
12/26		NYG	2	11	5.5	6	0	1	33	33.0	33	0	(Injured Reserve)					1	12	12.0	12	0	3	85	28.3	46	0	3	85	28.3	46	0	0	0	0.0	0	0
1/2		Chi	4	20	5.0	9	0	1	21	21.0	21	0	(Injured Reserve)					1	12	12.0	12	0	3	85	28.3	46	0	3	85	28.3	46	0	0	0	0.0	0	0
SEASON			29	278	9.9	48	2	23	287	12.5	61t	2	13	197	15.2	34	1	8	104	13.0	22	0	37	599	16.2	86t	7	39	666	17.1	48	5					
1/9	at	Phi	2	19	9.5	12	0	3	37	12.3	20	0	(Injured Reserve)					1	8	8.0	8	0	0	0	0.0	0	0	0	0.0	0	0	0	0	0	0.0	0	0
POSTSEASON			2	19	9.5	12	0	3	37	12.3	20	0	-	-	-	-	-	-	-	-	-	-	1	8	8.0	8	0	0	0	0.0	0	0	0	0			

RECEIVING J.Jones

			First Half					Second Half					First Half					Second Half					First Half					Second Half									
			No	Yds	Avg	Lg	TD	No	Yds	Avg	Lg	TD	No	Yds	Avg	Lg	TD	No	Yds	Avg	Lg	TD	No	Yds	Avg	Lg	TD	No	Yds	Avg	Lg	TD	No	Yds	Avg	Lg	TD
			9/12	at	Phi	2	10	5.0	7	0	0	0	0.0	0	0	1	7	7.0	7	0	0	0	0.0	0	0	2	12	6.0	13	0	0	0	0.0	0	0	0	0
9/19		Buf	1	4	4.0	4	0	2	28	14.0	30t	1	0	0	0.0	0	0	2	26	13.0	15	0	0	0	0.0	0	0	1	10	10.0	10	0	0	0			
9/27	at	Chi	2	26	13.0	18	0	3	29	9.4	14	0	0	0	0.0	0	0	3	20	6.7	8	0	2	17	8.5	10	0	2	10	5.0	7	0	0	0			
10/3		Det	2	26	13.0	18	0	1	15	15.0	15	0	0	0	0.0	0	0	0	0	0.0	0	0	1	1	1.0	1	0	0	0	0.0	0	0	0	0			
10/10	at	Was	4	65	16.3	35	0	0	0	0.0	0	0	2	17	8.5	9	0	1	25	25.0	25	0	2	9	4.5	6	0	3	16	5.3	12	0	0	0			
10/17		Mia	0	0	0.0	0	0	0	0	0.0	0	0	0	0	0.0	0	0	4	64	16.0	24	0	2	10	5.0	8	0	1	19	19.0	19	0	0	0			
10/24		Min	3	90	30.0	45	0	1	17	17.0	17	0	1	7	7.0	7	0	3	18	6.0	8	0	2	47	23.5	36	0	1	-1	-1.0	-1	0	0	0			
10/31	at	NYJ	0	0	0.0	0	0	0	0	0.0	0	0	1	16	16.0	16	0	4	39	9.8	19	0	1	4	4.0	4	0	1	13	13.0	13	0	0	0			
11/7		Dal	5	83	16.6	31	0	3	40	13.3	16	1	2	9	4.5	6	0	2	33	16.5	27	0	3	20	6.7	9t	1	1	6	6.0	6	0	0	0			
11/21	at	Min	3	51	17.0	39	1	0	0	0.0	0	0	1	7	7.7	7	0	2	13	6.5	8	0	2	22	11.0	15	0	2	16	8.0	11	0	0	0			
11/28	at	Atl	4	26	6.5	9	0	1	18	18.0	18	0	2	11	5.5	6	0	3	50	16.7	28	1	0	0	0.0	0	0	3	10	3.3	9	0	0	0			
12/5		SF	1	1	1.0	1	0	1	7	7.0	7	0	1	9	9.0	9	0	1	6	6.0	6	0	3	54	18.0	37	0	1	9	9.0	9	0	0	0			
12/12	at	Det	0	0	0.0	0	0	3	30	10.0	18	0	0	0	0.0	0	0	2	26	13.0	18	0	3	9	3.0	5	0	0	0	0.0	0	0	0	0			
12/19	at	NE	3	79	26.3	66t	1	2	16	8.0	9	0	1	16	16.0	16	0	0	0	0.0	0	0	1	3	3.0	3	0	0	0	0.0	0	0	0	0			
12/26		NYG	3	24	8.0	13	1	1	12	12.0	12	0	2	87	43.5	80t	1	2	37	18.5	38	0	1	10	10.0	10	0	0	0	0.0	0	0	0	0			
1/2		Chi	1	8	8.0	8	0	0	0	0.0	0	0	1	25	25.0	25	0	1	14	14.0	14	0	2	16	8.0	10	0	0	0	0.0	0	0	0	0			
SEASON			32	467	14.6	66t	3	18	212	11.8	30t	2	15	211	14.1	80t	1	30	371	12.4	38	1	27	234	8.7	37	1	16	108	6.8	19	0					
1/9	at	Phi	1	9	9.0	9t	0	0	0	0.0	0	0	0	0	0.0	0	0	0	0	0.0	0	0	1	11	11.0	11	0	1	16	16.0	16t	1	0	0			
POSTSEASON			1	9	9.0	9t	0	0	0	0.0	0	0	0	0	0.0	0	0	0	0	0.0	0	0	1	11	11.0	11	0	1	16	16.0	16t	1	0				

J.Finley

G.Jennings

J.Nelson

B.Jackson

INDIVIDUAL STATISTICS, DEFENSE

B.Poppinga						B.Raji					S.Shields					B.Underwood					T.Williams					E.Walden						
	UT	A	Sk	Int	PD	UT	A	Sk	Int	PD	UT	A	Sk	Int	PD	UT	A	Sk	Int	PD	UT	A	Sk	Int	PD	UT	A	Sk	Int	PD		
9/12 at Phi	1	0	0-0	0-0	0	3	0	1-9	0-0	0	1	2	0-0	0-0	0							1	1	0-0	0-0	3						
9/19 Buf	1	2	0-0	0-0	0	1	2	0-0	0-0	0	2	0	0-0	0-0	0							(Inactive)	4	0	0-0	0-0	0					
9/27 at Chi	0	0	0-0	0-0	0	0	3	0-0	0-0	0	0	1	0-0	0-0	0	0	0	0-0	0-0	0	0	7	0	1-5	0-0	0						
10/3 Det	0	2	0-0	0-0	0	1	1	1-9	0-0	0												0	0	0-0	0-0	3						
10/10 at Was	5	0	1-9	0-0	0	3	3	5-3.5	0-0	0												0	0	0-0	0-0	0	1	1	0-0	1-64	1	
10/17 Mia	2	4	0-0	0-0	0	7	1	0-0	0-0	1	3	1	0-0	0-0	1	0	0	0-0	0-0	0	0	7	0	0-0	1-0	1						
10/24 Min			(Inactive)			2	3	0-0	0-0	0	0	0	0-0	0-0	0	0	0	0-0	0-0	0	0	3	1	0-0	0-0	1						
10/31 at NYJ			(Injured Reserve)			2	1	0-0	0-0	0	1	0	0-0	0-0	0							(Inactive)	5	0	0-0	1-0	2	0	0	0-0	0-0	0
11/7 Dal			(Injured Reserve)			1	2	0-0	0-0	0	1	0	0-0	1-0	2	0	0	0-0	0-0	0	0	6	0	0-0	0-0	2	1	1	0-0	0-0	0	
11/21 at Min			(Injured Reserve)			2	3	0-0	0-0	0	2	0	0-0	0-0	2							(Inactive)	2	1	0-0	1-14	2	0	0	0-0	0-0	0
11/28 at Atl			(Injured Reserve)			2	2	0-0	0-0	0	2	0	0-0	0-0	0	0	0	0-0	0-0	0	0	7	2	0-0	0-0	1	0	0	0-0	0-0	0	
12/5 SF			(Injured Reserve)			2	2	1-6	0-0	0	0	0	0-0	0-0	1	0	0	0-0	0-0	0	2	0	0-0	0-0	1	0	0	0-0	0-0	0		
12/12 at Det			(Injured Reserve)			1	2	0-0	0-0	0	4	1	0-0	0-0	0	0	0	0-0	0-0	0	2	0	0-0	1-0	2	0	2	0-0	0-0	0		
12/19 at NE			(Injured Reserve)			5	1	2-17	0-0	0	4	0	0-0	0-0	1	0	0	0-0	0-0	0	1	0	0-0	0-0	0	4	5	0-0	0-0	0		
12/26 NYG			(Injured Reserve)			3	1	1-5	0-0	0	2	0	0-0	1-0	1	0	0	0-0	0-0	0	1	1	0-0	1-9	2	2	0	0-0	0-0	1		
1/2 Chi			(Injured Reserve)			1	3	0-0	0-0	1	0	0	0-0	0-0	1	0	0	0-0	0-0	0	3	2	0-0	0-0	2	12	4	3-28	0-0	0		
SEASON	9	8	1-9	0-0	0	36	30	6.5-49.5	0-0	2	22	5	0-0	2-0	9	0	0	0-0	0-0	0	54	9	1-5	6-87	23	19	12	3-28	0-0	1		
CAREER	174	97	5-36	2-21	8	60	42	7.5-50.5	0-0	3	22	5	0-0	2-0	9	5	0	0-0	0-0	1	138	30	2-13	16-281	63	19	12	3-28	0-0	1		
1/9 at Phi			(Injured Reserve)			3	2	0-0	0-0	1	3	0	0-0	0-0	2	0	0	0-0	0-0	0	2	1	0-0	1-9	3	5	3	0-0	0-0	0		
POSTSEASON	-	-	-	-	-	3	2	0-0	0-0	1	3	0	0-0	0-0	2	0	0	0-0	0-0	0	2	1	0-0	1-9	3	5	3	0-0	0-0	0		

C.Wilson						C.Woodson					J.Wynn					F.Zombo									
	UT	A	Sk	Int	PD	UT	A	Sk	Int	PD	UT	A	Sk	Int	PD	UT	A	Sk	Int	PD	UT	A	Sk	Int	PD
9/12 at Phi			(Inactive)			4	1	0-0	0-0	1						1	0	1-8	0-0	0					
9/19 Buf	1	0	0-0	0-0	0	5	0	0-0	0-0	0	0	1	0-0	0-0	0	0	0	0-0	0-0	0	3	1	1-10	0-0	0
9/27 at Chi	0	0	0-0	0-0	0	4	1	0-0	0-0	0	0	0	0-0	0-0	0						4	2	0-0	0-0	0
10/3 Det	0	0	0-0	0-0	0	11	3	0-0	1-48t	3											(Inactive)	2	0	0-0	0-0
10/10 at Was	0	0	0-0	0-0	0	5	2	0-0	0-0	1											(Inactive)	2	0	0-0	0-0
10/17 Mia	2	2	0-0	0-0	0	6	2	0-0	0-0	0	0	1	0-0	0-0	0	4	3	0-0	0-0	0	2	0	0-0	0-0	
10/24 Min	5	4	0-0	0-0	0	6	3	0-0	0-0	0	2	1	1-6	0-0	0	2	0	0-0	0-0	0	5	4	0-0	0-0	
10/31 at NYJ	2	1	0-0	0-0	0	3	1	0-0	1-0	2	0	0	0-0	0-0	0	5	4	0-0	0-0	0	4	2	0-0	0-0	
11/7 Dal	2	1	1-1	0-0	0	4	1	1-3	0-0	0						4	2	0-0	0-0	0	6	2	0-0	0-0	
11/21 at Min	0	0	0-0	0-0	0	6	1	0-0	0-0	0						6	2	0-0	0-0	0	8	3	1-11	0-0	
11/28 at Atl	0	0	0-0	0-0	0	7	0	0-0	0-0	0						4	1	1-5	0-0	0	2	4	0-0	0-0	
12/5 SF	0	0	0-0	0-0	0	2	2	0-0	0-0	0											(Inactive)	4	1	1-5	0-0
12/12 at Det	0	0	0-0	0-0	0	6	3	0-0	0-0	1	0	0	0-0	0-0	0	2	4	0-0	0-0	0					
12/19 at NE	0	1	0-0	0-0	0	3	2	0-0	0-0	2	0	0	0-0	0-0	0						(Inactive)				
12/26 NYG	0	0	0-0	0-0	0	2	1	0-0	0-0	0	1	1	0-0	0-0	0						(Inactive)				
1/2 Chi	0	0	0-0	0-0	0	5	3	1-8	0-0	3	1	1	5-4.5	0-0	0						(Inactive)				
SEASON	12	9	1-1	0-0	0	79	26	2-11	2-48	13	4	5	1.5-10.5	0-0	0	44	23	4-34	0-0	0	44	23	4-34	0-0	0
CAREER	12	9	1-1	0-0	0	706	153	12.5-88	47-833	176	7	7	1.5-10.5	0-0	0	44	23	4-34	0-0	0	44	23	4-34	0-0	0
1/9 at Phi	2	0	0-0	0-0	0	4	3	0-0	0-0	0	1	0	1-1	0-0	0						(Inactive)				
POSTSEASON	2	0	0-0	0-0	0	4	3	0-0	0-0	0	1	0	1-1	0-0	0	-	-	-	-	-	-	-	-	-	-

ADDITIONAL DEFENSE: R.Francois 2 UA vs. NYG (Dec. 26); T.Lang 1 UT vs. Min (Oct. 24); A.Smith 2UT vs. Dal (Nov. 7)

DEFENSIVE FUMBLE STATISTICS

FORCED FUMBLES (14)

C.Matthews — (1) at Philadelphia, Sept. 12 (K.Kolb)
 C.Woodson — (1) at Philadelphia, Sept. 12 (E.Buckley)
 C.Woodson — (1) at Chicago, Sept. 12 (G.Olsen)
 M.Neal — (1) vs. Detroit, Oct. 3 (J.Best)
 T.Williams — (1) at N.Y. Jets, Oct. 31 (L.Tomlinson)
 F.Zombo — (1) at N.Y. Jets, Oct. 31 (B.Smith)
 H.Green — (1) at N.Y. Jets, Oct. 31 (L.Tomlinson)
 D.Bishop — (1) vs. Dallas, Nov. 7 (J.Kitna)
 C.Woodson — (1) vs. Dallas, Nov. 7 (J.Kitna)
 C.Woodson — (1) at Minnesota, Nov. 21 (T.Gerhart)
 F.Zombo — (1) at Atlanta, Nov. 28 (G.Johnson)
 D.Bishop — (1) at New England, Dec. 19 (T.Brady)
 C.Matthews — (1) vs. N.Y. Giants, Dec. 26 (B.Jacobs)
 C.Woodson — (1) vs. N.Y. Giants, Dec. 26 (A.Bradshaw)

POSTSEASON (1)

E.Walden — (1) at Philadelphia, Jan. 9 (L.McCoy)

FUMBLE RECOVERIES (6)

T.Williams — (1) at Philadelphia, Sept. 12 (E.Buckley)
 R.Pickett — (1) vs. Detroit, Oct. 3 (J.Best)
 T.Williams — (1) vs. N.Y. Jets, Oct. 31 (B.Smith)
 A.Hawk — (1) at Minnesota, Nov. 21 (T.Gerhart)
 N.Collins — (1) vs. N.Y. Giants, Dec. 26 (B.Jacobs)
 A.Bigby — (1) vs. N.Y. Giants, Dec. 26 (A.Bradshaw)

POSTSEASON (0)

INDIVIDUAL STATISTICS, DEFENSE

QUARTERBACK SACKS (50-355)

9/12 at Philadelphia: (6-28) C.Matthews 3-11, C.Jenkins 1-0, B.Raji 1-9, F.Zombo 1-8
9/19 Buffalo: (4-40) C.Matthews 3-33, C.Jenkins 1-7
9/27 at Chicago: (3-22) F.Zombo 1-10, C.Jenkins 1-7, T.Williams 1-5
10/3 Detroit: (3-23) C.Jenkins 1-10, C.Matthews 1-4, B.Raji 1-9
10/10 at Washington: (5-35) C.Matthews 1.5-5.5, D.Bishop 1-8, M.Neal 1-9, B.Poppinga 1-9, B.Raji .5-3.5
10/17 Miami: (none)
10/24 Minnesota: (1-6) J.Wynn 1-6
10/31 at N.Y. Jets: (2-15) B.Chillar 1-9, C.Matthews 1-6
11/7 Dallas: (4-17) D.Bishop 1-5, C.Matthews 1-8, C.Wilson 1-1, C.Woodson 1-3
11/21 at Minnesota: (1-1) C.Matthews 1-1
11/28 at Atlanta: (2-20) C.Jenkins 1-9, F.Zombo 1-11
12/5 San Francisco: (4-22) C.Jenkins 2-11, B.Raji 1-6, F.Zombo 1-5
12/12 at Detroit: (2-21) C.Matthews 1-19, R.Pickett 1-2
12/19 at New England: (3-27) B.Raji 2-17, D.Bishop 1-10
12/26 N.Y. Giants: (1-5) B.Raji 1-5
1/2 Chicago: (6-51) E.Walden 3-28, C.Matthews 1-6, C.Woodson 1-8, A.Hawk .5-4.5, J.Wynn .5-4.5

SEASON TOTALS: (47-333) C.Matthews 13.5-93.5, C.Jenkins 7-44, B.Raji 6.5-49.5, F.Zombo 4-34, D.Bishop 3-23, E.Walden 3-28,

C.Woodson 2-9, J.Wynn 1.5-10.5, B.Chillar 1-9, M.Neal 1-9, R.Pickett 1-2, B.Poppinga 1-9, T.Williams 1-5, C.Wilson 1-1, A.Hawk .5-4.5

1/9 at Philadelphia: (3-22) C.Matthews 1-12, D.Bishop 1-9, J.Wynn 1-1

POSTSEASON TOTALS: (3-22) C.Matthews 1-12, D.Bishop 1-9, J.Wynn 1-1

QUARTERBACK HITS (125)

9/12 at Philadelphia: (9) C.Matthews 4, C.Jenkins 2, B.Jones 1, B.Raji 1, F.Zombo 1
9/19 Buffalo: (13) C.Matthews 6, C.Jenkins 2, N.Barnett 1, A.Hawk 1, R.Pickett 1, C.Wilson 1, C.Woodson 1
9/27 at Chicago: (14) C.Matthews 5, R.Pickett 3, B.Raji 2, F.Zombo 2, C.Jenkins 1, C.Woodson 1
10/3 Detroit: (4) C.Jenkins 2, C.Matthews 1, B.Raji 1
10/10 at Washington: (19) C.Matthews 6, C.Jenkins 4, B.Jones 4, D.Bishop 3, M.Neal 1, B.Poppinga 1
10/17 Miami: (3) D.Bishop 1, R.Francois 1, C.Jenkins 1
10/24 Minnesota: (5) C.Matthews 2, B.Jones 1, C.Wilson 1, J.Wynn 1
10/31 at N.Y. Jets: (6) C.Matthews 3, C.Jenkins 1, C.Wilson 1, F.Zombo 1
11/7 Dallas: (7) C.Matthews 3, D.Bishop 1, C.Wilson 1, C.Woodson 1, F.Zombo 1
11/21 at Minnesota: (10) A.Hawk 2, C.Jenkins 2, C.Matthews 2, B.Raji 2, D.Bishop 1, S.Shields 1
11/28 at Atlanta: (2) C.Jenkins 1, F.Zombo 1
12/5 San Francisco: (9) C.Jenkins 4, C.Matthews 2, D.Bishop 1, B.Raji 1, F.Zombo 1
12/12 at Detroit: (3) C.Matthews 2, N.Collins 1
12/19 at New England: (2) B.Raji 2
12/26 N.Y. Giants: (7) R.Francois 2, C.Matthews 2, B.Raji 2, C.Wilson 1
1/2 Chicago: (12) E.Walden 5, C.Matthews 2, B.Raji 2, J.Wynn 2, C.Woodson 1

SEASON TOTALS: (125) C.Matthews 40, C.Jenkins 21, B.Raji 13, D.Bishop 7, F.Zombo 7, B.Jones 6, E.Walden 5, C.Wilson 5, R.Pickett 4,

R.Francois 3, A.Hawk 3, C.Woodson 3, J.Wynn 3, N.Barnett 1, N.Collins 1, M.Neal 1, B.Poppinga 1, S.Shields 1

1/9 at Philadelphia: (9) C.Matthews 4, D.Bishop 1, A.Hawk 1, C.Jenkins 1, E.Walden 1, J.Wynn 1

POSTSEASON TOTALS: (9) C.Matthews 4, D.Bishop 1, A.Hawk 1, C.Jenkins 1, E.Walden 1, J.Wynn 1

PASSES DEFENSED (101)

9/12 at Philadelphia: (5) T.Williams 3, C.Matthews 1, C.Woodson 1
9/19 Buffalo: (3) M.Burnett 1, B.Chillar 1, N.Collins 1
9/27 at Chicago: (4) N.Collins 2, D.Martin 1, R.Pickett 1
10/3 Detroit: (11) T.Williams 3, C.Woodson 3, J.Bush 2, N.Collins 2, A.Hawk 1
10/10 at Washington: (8) N.Collins 2, D.Bishop 1, A.Hawk 1, C.Matthews 1, C.Peprah 1, T.Williams 1, C.Woodson 1
10/17 Miami: (6) N.Collins 2, D.Bishop 1, B.Raji 1, S.Shields 1, T.Williams 1
10/24 Minnesota: (6) N.Collins 2, D.Bishop 1, A.Hawk 1, C.Peprah 1, T.Williams 1
10/31 at N.Y. Jets: (11) D.Bishop 2, C.Peprah 2, T.Williams 2, C.Woodson 2, N.Collins 1, A.Hawk 1, C.Jenkins 1
11/7 Dallas: (6) S.Shields 2, T.Williams 2, A.Hawk 1, C.Matthews 1
11/21 at Minnesota: (5) S.Shields 2, T.Williams 2, D.Bishop 1
11/28 at Atlanta: (1) T.Williams 1
12/5 San Francisco: (3) N.Collins 1, S.Shields 1, T.Williams 1
12/12 at Detroit: (6) T.Williams 2, D.Bishop 1, A.Hawk 1, C.Peprah 1, C.Woodson 1
12/19 at New England: (5) C.Woodson 2, A.Hawk 1, C.Matthews 1, S.Shields 1
12/26 N.Y. Giants: (7) T.Williams 2, D.Bishop 1, N.Collins 1, A.Hawk 1, S.Shields 1, E.Walden 1
1/2 Chicago: (14) C.Woodson 3, D.Bishop 2, N.Collins 2, C.Peprah 2, T.Williams 2, A.Hawk 1, B.Raji 1, S.Shields 1

SEASON TOTALS: (101) T.Williams 23, N.Collins 16, C.Woodson 13, D.Bishop 10, S.Shields 9, A.Hawk 8, C.Peprah 7, C.Matthews 4,

J.Bush 2, B.Raji 2, M.Burnett 1, B.Chillar 1, A.Hawk 1, C.Jenkins 1, D.Martin 1, R.Pickett 1, E.Walden 1

1/9 at Philadelphia: (7) T.Williams 3, S.Shields 2, N.Collins 1, B.Raji 1

POSTSEASON TOTALS: (7) T.Williams 3, S.Shields 2, N.Collins 1, B.Raji 1

INDIVIDUAL STATISTICS, SPECIAL TEAMS

PUNTING

		T.Masthay							
		No	Yds	Avg	TB	In20	Lg	Bk	Net
9/12	at Phi	4	166	41.5	0	0	48	0	38.0
9/19	Buf	3	121	40.3	1	0	45	0	33.7
9/27	at Chi	3	150	50.0	0	0	58	0	19.0
10/3	Det	3	123	41.0	0	1	52	0	26.0
10/10	at Was	6	284	47.3	1	1	57	0	36.2
10/17	Mia	5	190	38.0	0	2	42	0	33.4
10/24	Min	2	90	45.0	0	1	51	0	38.5
10/31	at NYJ	8	353	44.0	1	5	55	0	41.5
11/7	Dal	2	99	49.5	0	2	55	0	47.5
11/21	at Min	5	196	39.2	0	2	47	0	38.2
11/28	at Atl	2	88	44.0	0	0	53	0	44.0
12/5	SF	3	140	43.3	0	1	51	0	33.0
12/12	at Det	8	404	50.5	1	3	62	0	43.4
12/19	at NE	4	165	41.3	0	2	58	0	38.5
12/26	NYG	5	208	41.6	0	1	54	0	39.0
1/2	Chi	8	348	43.5	1	4	56	0	36.6
SEASON		71	3114	43.9	5	25	62	0	37.6
CAREER		71	3114	43.9	5	25	62	0	37.6
1/9	at Phi	4	146	36.5	0	1	48	0	32.8
POSTSEASON		4	146	36.5	0	1	48	0	32.8

KICKING

		M.Crosby			Kickoffs		
		FG	PAT	Pts	No. Ret	TB	Pct
9/12	at Phi	2/2	3/3	9	4	0	.000
9/19	Buf	2/2	4/4	10	7	0	.000
9/27	at Chi	1/2	2/2	5	3	0	.000
10/3	Det	0/0	4/4	4	4	1	.200
10/10	at Was	2/4	1/1	7	4	0	.000
10/17	Mia	2/2	2/2	8	6	0	.000
10/24	Min	0/0	4/4	4	5	0	.000
10/31	at NYJ	3/4	0/0	9	4	0	.000
11/7	Dal	1/2	6/6	9	7	0	.000
11/21	at Min	1/1	4/4	7	6	0	.000
11/28	at Atl	1/1	2/2	5	3	1	.250
12/5	SF	2/3	4/4	10	7	0	.000
12/12	at Det	1/1	0/0	3	2	0	.000
12/19	at NE	2/2	3/3	9	4	1	.200
12/26	NYG	1/1	6/6	9	8	0	.000
1/2	Chi	1/1	1/1	4	2	1	.333
SEASON		22/28	46/46	112	76	4	.050
CAREER		107/137	188/189	509	299	47	.136
1/9	at Phi	0/0	3/3	3	3	1	.250
POSTSEASON		0/0	3/3	3	3	1	.250

ON-SIDE KICK RECOVERIES

OWN KICKS (1/1)

Success - N.Collins at NE (Dec. 19)

Failed -

OPPONENT KICKS (0/0)

Success -

Failed -

KICKOFF

		J.Nelson					P.Lee					S.Shields				
		No	Yds	Avg	Lg	TD	No	Yds	Avg	Lg	TD	No	Yds	Avg	Lg	TD
9/12	at Phi	5	156	31.2	51	0	0	0	0.0	0	0	0	0	0.0	0	0
9/19	Buf	2	61	30.5	34	0	0	0	0.0	0	0	0	0	0.0	0	0
9/27	at Chi	4	97	24.3	40	0			(Inactive)			0	0	0.0	0	0
10/3	Det	7	124	17.7	24	0	0	0	0.0	0	0	0	0	0.0	0	0
10/10	at Was	2	35	17.5	23	0	2	33	16.5	26	0	0	0	0.0	0	0
10/17	Mia	1	18	18.0	18	0	4	81	20.3	28	0	0	0	0.0	0	0
10/24	Min	0	0	0.0	0	0	5	104	20.8	30	0	0	0	0.0	0	0
10/31	at NYJ	1	5	5.0	5	0	0	0	0.0	0	0	0	0	0.0	0	0
11/7	Dal	0	0	0.0	0	0			(Inactive)			1	49	49.0	49	0
11/21	at Min	0	0	0.0	0	0	0	0	0.0	0	0	1	22	22.0	22	0
11/28	at Atl	0	0	0.0	0	0	0	0	0.0	0	0	4	87	21.8	37	0
12/5	SF	0	0	0.0	0	0			(Inactive)			3	59	19.7	31	0
12/12	at Det	0	0	0.0	0	0			(Inactive)			2	47	23.5	31	0
12/19	at NE	0	0	0.0	0	0			(Inactive)			6	128	21.3	45	0
12/26	NYG	0	0	0.0	0	0	0	0	0.0	0	0	4	60	15.0	23	0
1/2	Chi	0	0	0.0	0	0	2	47	23.5	26	0	0	0	0.0	0	0
SEASON		22	496	22.5	51	0	13	265	20.4	30	0	21	452	21.5	49	0
CAREER		58	1339	23.1	54	0	13	265	20.4	30	0	21	452	21.5	49	0
1/9	at Phi	0	0	0.0	0	0	0	0	0.0	0	0	1	9	9.0	9	0
POSTSEASON		0	0	0.0	0	0	0	0	0.0	0	0	1	9	9.0	9	0

ADDITIONAL KICKOFF RETURNS: D.Driver 1-0 at Chi (Sept. 27); J.Kuhn 1-8 at Min (Nov. 21); M. Simpkins 1-0 at Wash (Oct. 10); J.Starks 2-25 vs. SF (Dec. 5), 1-20 at Phi (Jan. 9); M.Wilhelm 1-3 vs. Dal (Nov. 7); C.Woodson 1-15 at Phi (Jan. 9)

PUNT

		T.Williams											
		No	Yds	Avg	FC	Lg	TD	No	Yds	Avg	FC	Lg	TD
9/12	at Phi	1	10	10.0	4	10	0						
9/19	Buf	3	22	7.3	1	9	0						
9/27	at Chi	1	10	10.0	0	10	0						
10/3	Det	1	11	11.0	1	11	0						
10/10	at Was	5	75	15.0	2	52	0						
10/17	Mia	3	7	2.3	0	4	0						
10/24	Min	2	10	5.0	0	9	0						
10/31	at NYJ	0	0	0.0	3	0	0						
11/7	Dal	5	22	4.4	0	8	0						
11/21	at Min	2	12	6.0	1	13	0						
11/28	at Atl	2	2	1.0	2	5	0						
12/5	SF	3	34	11.3	0	20	0						
12/12	at Det	2	28	14.0	5	16	0						
12/19	at NE	4	26	6.5	0	14	0						
12/26	NYG	2	7	3.5	0	4	0						
1/2	Chi	5	50	10.0	0	41	0						
SEASON		41	326	8.0	19	52	0						
CAREER		60	579	9.7	24	94t	1						
1/9	at Phi	2	18	9.0	0	10	0						
POSTSEASON		2	18	9.0	0	10	0						

ADDITIONAL PUNT RETURNS: B.Underwood 1-0 at Phi (Jan. 9)

SPECIAL TEAMS FUMBLE STATISTICS

FORCED FUMBLES (1)

J.Bush — vs. Dal, Nov. 7 (B.McCann)

FUMBLE RECOVERIES (2)

N.Collins — vs. Dal, Nov. 7 (B.McCann)

J.Bush — vs. Dal, Nov. 7 (D.Bryant)

BLOCKED KICKS

BLOCKED PUNTS

PACKERS (0)

BLOCKED FIELD GOALS

BLOCKED PATS

OPPONENTS (2)

(1) at Chicago, Sept 27 (J.Peppers); (1) vs. Dallas, Nov. 7 (J.Ratliff)

DRIVE STATISTICS

PACKERS SCORING DRIVES (game-by-game)

Date	Opponent	Plays	Yards	Time	Result	Qtr	Scoring Play	Quarterback
9/12	at Philadelphia	10	43	5:31	FG	2	Crosby 49 field goal	Rodgers
9/12	at Philadelphia	11	76	5:33	TD	2	Rodgers 6 pass to Driver	Rodgers
9/12	at Philadelphia	7	39	0:41	FG	2	Crosby 56 field goal	Rodgers
9/12	at Philadelphia	10	62	4:53	TD	3	Kuhn 3 run	Rodgers
9/12	at Philadelphia	4	51	2:28	TD	3	Rodgers 32 pass to Jennings	Rodgers
9/19	Buffalo	8	40	3:11	FG	1	Crosby 44 field goal	Rodgers
9/19	Buffalo	6	43	1:58	FG	1	Crosby 24 field goal	Rodgers
9/19	Buffalo	11	72	5:51	TD	1	Jackson 1 run	Rodgers
9/19	Buffalo	7	39	4:17	TD	3	Rodgers 7 pass to Driver	Rodgers
9/19	Buffalo	7	64	4:24	TD	3	Rodgers 9 run	Rodgers
9/19	Buffalo	5	52	2:32	TD	4	Rodgers 30 pass to J.Jones	Rodgers
9/27	at Chicago	6	60	3:56	TD	1	Rodgers 7 pass to Jennings	Rodgers
9/27	at Chicago	14	73	7:47	FG	2	Crosby 38 field goal	Rodgers
9/27	at Chicago	12	72	7:47	TD	4	Rodgers 3 run	Rodgers
10/3	Detroit	4	55	2:20	TD	1	Rodgers 29 pass to Driver	Rodgers
10/3	Detroit	3	12	1:34	TD	2	Rodgers 13 pass to Finley	Rodgers
10/3	Detroit	4	68	1:32	TD	2	Rodgers 17 pass to Jennings	Rodgers
10/10	at Washington	6	90	3:18	TD	1	Rodgers 5 pass to D.Lee	Rodgers
10/10	at Washington	4	-1	1:26	FG	2	Crosby 52 field goal	Rodgers
10/10	at Washington	9	70	4:21	FG	3	Crosby 36 field goal	Rodgers
10/17	Miami	7	46	3:02	FG	1	Crosby 46 field goal	Rodgers
10/17	Miami	1	86	0:14	TD	1	Rodgers 86 pass to Jennings	Rodgers
10/17	Miami	12	66	5:41	FG	4	Crosby 26 field goal	Rodgers
10/17	Miami	12	69	5:07	TD	4	Rodgers 1 run	Rodgers
10/24	Minnesota	4	76	2:28	TD	1	Jackson 1 run	Rodgers
10/24	Minnesota	5	79	1:18	TD	2	Rodgers 9 pass to Quarless	Rodgers
10/24	Minnesota	5	41	3:00	TD	3	Rodgers 14 pass to Jennings	Rodgers
10/31	at N.Y. Jets	5	34	1:51	FG	1	Crosby 20 field goal	Rodgers
10/31	at N.Y. Jets	8	34	3:58	FG	4	Crosby 41 field goal	Rodgers
10/31	at N.Y. Jets	4	1	2:03	FG	4	Crosby 40 field goal	Rodgers
11/7	Dallas	8	63	3:20	TD	2	Rodgers 9 pass to Jackson	Rodgers
11/7	Dallas	7	80	3:52	TD	2	Jackson 2 run	Rodgers
11/7	Dallas	10	93	4:56	TD	2	Rodgers 8 pass to Jennings	Rodgers
11/7	Dallas	8	63	3:13	TD	3	Rodgers 10 pass to J.Jones	Rodgers
11/7	Dallas	16	80	9:13	FG	4	Crosby 26 field goal	Rodgers
11/21	at Minnesota	7	54	2:36	FG	2	Crosby 42 field goal	Rodgers
11/21	at Minnesota	8	80	3:29	TD	2	Rodgers 11 pass to Jennings	Rodgers
11/21	at Minnesota	6	53	0:58	TD	2	Rodgers 3 pass to J.Jones	Rodgers
11/21	at Minnesota	6	73	2:59	TD	3	Rodgers 46 pass to Jennings	Rodgers
11/21	at Minnesota	6	42	3:32	TD	4	Rodgers 22 pass to Jennings	Rodgers
11/28	at Atlanta	9	81	5:01	FG	1	Crosby 22 field goal	Rodgers
11/28	at Atlanta	7	80	2:52	TD	3	Rodgers 1 run	Rodgers
11/28	at Atlanta	16	90	5:03	TD	4	Rodgers 10 pass to Nelson	Rodgers
12/5	San Francisco	5	78	2:22	TD	2	Rodgers 57 pass to Jennings	Rodgers
12/5	San Francisco	6	50	3:27	TD	2	Kuhn 1 run	Rodgers
12/5	San Francisco	4	69	3:08	TD	3	Rodgers 61 pass to Driver	Rodgers
12/5	San Francisco	5	56	3:02	TD	3	Rodgers 1 pass to Jennings	Rodgers
12/5	San Francisco	9	18	4:11	FG	4	Crosby 43 field goal	Rodgers
12/5	San Francisco	17	74	8:35	FG	4	Crosby 24 field goal	Rodgers
12/12	at Detroit	8	48	4:05	FG	3	Crosby 42 field goal	Flynn
12/19	at New England	11	40	6:15	FG	1	Crosby 31 field goal	Flynn
12/19	at New England	3	69	1:01	TD	2	Flynn 66 pass to J.Jones	Flynn
12/19	at New England	13	82	6:26	TD	2	Flynn 1 pass to Jennings	Flynn
12/19	at New England	13	69	6:56	TD	3	Flynn 6 pass to Kuhn	Flynn
12/19	at New England	11	53	5:05	FG	4	Crosby 19 field goal	Flynn
12/26	N.Y. Giants	1	80	0:11	TD	1	Rodgers 80 pass to Nelson	Rodgers
12/26	N.Y. Giants	10	44	4:59	TD	1	Rodgers 3 pass to J.Jones	Rodgers
12/26	N.Y. Giants	6	79	3:19	TD	2	Kuhn 8 run	Rodgers
12/26	N.Y. Giants	8	38	3:27	FG	3	Crosby 31 field goal	Rodgers
12/26	N.Y. Giants	4	70	2:26	TD	3	Rodgers 1 pass to D.Lee	Rodgers
12/26	N.Y. Giants	5	46	2:49	TD	4	Rodgers 5 pass to Kuhn	Rodgers
12/26	N.Y. Giants	6	49	1:55	TD	4	Kuhn 1 run	Rodgers
1/2	Chicago	6	39	3:26	FG	3	Crosby 23 field goal	Rodgers
1/2	Chicago	5	75	2:50	TD	4	Rodgers 1 pass to D.Lee	Rodgers
1/9	at Philadelphia	10	68	5:38	TD	1	Rodgers 7 pass to Crabtree	Rodgers
1/9	at Philadelphia	12	57	7:00	TD	2	Rodgers 9 pass to J.Jones	Rodgers
1/9	at Philadelphia	11	80	6:17	TD	3	Rodgers 16 pass to Jackson	Rodgers

Scoring Drive Length, Regular Season

Length	Packers			Opponent		
	TD	FG		TD	FG	
(minus)	0	1		0	0	
0-9	0	1		2	0	
10-19	1	1		0	1	
20-29	0	0		0	5	
30-39	1	5		0	1	
40-49	4	6		2	5	
50-59	5	2		2	7	
60-69	10	1		6	3	
70-79	11	3		4	2	
80-89	6	2		6	0	
90-99	3	0		0	0	
SEASON	42	22		22	24	

Scoring Drive Length, Postseason

Length	Packers			Opponent		
	TD	FG		TD	FG	
(minus)	0	0		0	0	
0-9	0	0		0	0	
10-19	0	0		0	0	
20-29	0	0		1	0	
30-39	0	0		0	0	
40-49	0	0		0	0	
50-59	1	0		0	0	
60-69	1	0		0	1	
70-79	0	0		1	0	
80-89	1	0		0	0	
90-99	0	0		0	0	
SEASON	3	0		2	1	

Possessions at a glance

Reg. Season	No.	Avg. Snaps	*3-Plays & Out	Snaps/ TD
Packers	183	5.5	37	23.8
Opponent	182	5.3	50	44.0

*—less if turnover, no first downs or score

Possessions at a glance

Postseason	No.	Avg. Snaps	*3-Plays & Out	Snaps/ TD
Packers	10	6.1	1	20.3
Opponent	10	6.0	1	30.0

*—less if turnover, no first downs or score

Game-Opening Drives

Game	Packers			Opponent		
	Pts	FD	Yds	Pts	FD	Yds
9/12 at Phi	0	0	5	0	0	-8
9/19 Buf	3	2	40	0	0	-12
9/27 at Chi	7	4	65	0	3	48
10/3 Det	7	2	55	0	3	54
10/10 at Was	0	0	25	0	0	-23
10/17 Mia	3	2	46	7	5	74
10/24 Min	0	3	49	0	0	4
10/31 at NYJ	0	0	4	0	0	5
11/7 Dal	0	3	46	0	0	9
11/21 at Min	0	0	5	0	0	-6
11/28 at Atl	0	0	9	3	4	55
12/5 SF	0	5	55	3	1	45
12/12 at Det	0	0	19	0	0	7
12/19 at NE	3	3	40	7	3	73
12/26 NYG	0	1	12	0	2	29
1/2 Chi	0	2	30	0	0	7
SEASON	23	27	505	20	21	361
1/9 at Phi	0	2	30	0	0	9
POSTSEASON	0	2	30	0	0	9

Second-Half Opening Drives

Game	Packers			Opponent		
	Pts	FD	Yds	Pts	FD	Yds
9/12 at Phi	7	5	62	0	1	39
9/19 Buf	7	3	39	0	1	13
9/27 at Chi	0	4	86	0	3	71
10/3 Det	0	3	49	0	1	11
10/10 at Was	0	3	70	0	1	24
10/17 Mia	0	1	17	3	4	59
10/24 Min	0	0	8	0	1	26
10/31 at NYJ	0	3	49	0	0	3
11/7 Dal	0	0	6	0	0	-3
11/21 at Min	7	3	73	0	2	27
11/28 at Atl	0	0	8	0	1	20
12/5 SF	7	2	69	3	3	64
12/12 at Det	3	3	48	0	1	10
12/19 at NE	0	1	20	0	0	-9
12/26 NYG	3	2	38	0	1	19
1/2 Chi	0	0	0	0	2	37
SEASON	35	33	642	6	22	421
1/9 at Phi	0	0	2	7	1	24
POSTSEASON	0	0	2	7	1	24

DRIVE STATISTICS

YARDS-GAINED ANALYSIS

	1st Down			2nd Down			3rd Down			4th Down			Season			By Quarter				By Half		
	Att	Yds	Avg	Att	Yds	Avg	Att	Yds	Avg	Att	Yds	Avg	Att	Yds	Avg	1st	2nd	3rd	4th	1st	2nd	OT
Packers	446	2566	5.8	336	1882	5.6	205	1237	6.0	13	45	3.5	1000	5730	5.7	1462	1490	1457	1222	2952	2770	-8
Opponents	416	2195	5.3	320	1523	4.8	213	1168	5.5	20	59	3.0	969	4945	5.1	1039	1374	1058	1415	2413	2493	39

YARDS-GAINED ANALYSIS, POSTSEASON

	1st Down			2nd Down			3rd Down			4th Down			Season			By Quarter				By Half		
	Att	Yds	Avg	Att	Yds	Avg	Att	Yds	Avg	Att	Yds	Avg	Att	Yds	Avg	1st	2nd	3rd	4th	1st	2nd	OT
Packers	27	120	4.4	21	130	6.2	13	59	4.5	0	0	0	61	309	5.1	93	85	102	29	178	131	0
Opponents	26	176	6.8	20	125	6.3	13	50	3.8	1	1	1.0	60	352	5.9	61	64	104	123	125	227	0

DRIVE ENGINEERING, REGULAR SEASON

QB	Drives Started					Drives ended by					BLK	DOWN	TO	SAF	CLK	Points Yielded
	Started	TD	FG	MFG	PUNT	TD	FG	MFG	PUNT							
A.Rodgers	161	39	19	6	62	0	0	0	0	0	4	17	0	14	330	
M.Flynn	22	3	3	0	9	0	0	0	0	0	3	3	0	1	30	
Packers	183	42	22	6	71	0	0	0	0	0	7	20	0	15	360	
Opponents	182	22	24	5	78	0	0	0	0	0	14	29	0	10	226	

DRIVE ENGINEERING, POSTSEASON

QB	Drives Started					Drives ended by					BLK	DOWN	TO	SAF	CLK	Points Yielded
	Started	TD	FG	MFG	PUNT	TD	FG	MFG	PUNT							
A.Rodgers	10	3	0	0	4	0	0	0	0	0	0	1	0	0	21	
Packers	10	3	0	0	4	0	0	0	0	0	1	1	0	0	21	
Opponents	10	2	1	2	4	0	0	0	0	0	1	1	0	0	16	

RED-ZONE EFFICIENCY

	Regular Season		Postseason	
	Packers	Opponent	Packers	Opponent
Times Penetrated Opponent 20	53	31	2	3
Total Scores	44	26	3	3
Touchdowns	32	15	3	2
Field Goals-Attempts	12-14	11-12	0-0	1-3
Touchdown Percentage	.604	.484	1.000	.667
Scoring Percentage	.830	.839	1.000	.667
Turnovers	4	2	2	1
Downs	2	2	0	0
Missed Field Goals	2	1	0	2
Interceptions	2	2	0	1
Fumbles Lost	2	0	2	0
Time Ran Out	0	0	0	0
Ended Not Trying To Score	1	0	0	0
Scores From Outside 20	30	30	0	2
Touchdowns	10	8	0	1
Field Goals	20	22	0	1

AVERAGE FIELD POSITION

	Regular Season		Postseason	
	Packers	Opponent	Packers	Opponent
Drives Started	183	182	10	10
Average Field Position	GB30	OPP29	GB22	OPP34
Drives Started in Plus Territory	10	7	0	1
Scores	9	5	0	0
Touchdowns	5	2	0	0
Field Goals	4	3	0	0
Missed Field Goals	0	0	0	1
Punts	1	1	0	0
Turnovers	0	1	0	0
Turnover on Downs	0	0	0	0
Ran Out Clock	0	0	0	0
Drives Started Inside/At Own 20	54	57	5	3

GOAL-TO-GO SITUATIONS, REGULAR SEASON

	Summary									GTG Plays		
	Total	TD	Pct	FG	MFG	TO	CLK	DOWN	Plays	TD	Pct	
Packers	34	25	.735	5	1	2	0	1	92	24	.261	
Opponents	18	11	.611	6	0	0	0	1	49	8	.163	

GOAL-TO-GO SITUATIONS, POSTSEASON

	Summary									GTG Plays		
	Total	TD	Pct	FG	MFG	TO	CLK	DOWN	Plays	TD	Pct	
Packers	3	3	1.000	0	0	0	0	0	5	3	.600	
Opponents	1	1	1.000	0	0	0	0	0	4	1	.250	

2010 SUPERLATIVES

LONGEST RETURNS

Packers

Type	Yards	Opp. Date	Player
Interception	64	at Was, Oct. 10	T.Williams
Interception	62t	vs. Dal, Nov. 7	C.Matthews
Punt	52	at Was, Oct. 10	T.Williams
Kickoff	51	at Phi, Sept. 12	J.Nelson
Kickoff	49	vs. Dal, Nov. 7	S.Shields

No. of ret. 20-plus yards in length: 37 (29 kickoffs, 5 interceptions, 3 punt)
 No. of returns 40-plus yards in length: 10 (5 kickoffs, 3 interceptions, 2 punts)

Opponent

Type	Yards	Opp. Date	Player
Kickoff	71	at NE, Dec. 19	D.Connelly
Punt	62t	at Chi, Sept. 27	D.Hester
Kickoff	48	Min, Oct. 24	P.Harvin
Kickoff	47	at NYJ, Oct. 31	B.Smith
Kickoff	44	at Chi, Sept. 27	D.Manning

No. of ret. 20-plus yards in length: 57 (49 kickoffs, 4 punts, 4 interceptions)
 No. of returns 40-plus yards in length: 7 (6 kickoffs, 1 punt)

LONGEST POSTSEASON RETURNS

Packers

Type	Yards	Opp. Date	Player
Kickoff	20	at Phi, Jan. 9	J.Starks
Kickoff	15	at Phi, Jan. 9	C.Woodson
Punt	10	at Phi, Jan. 9	T.Williams
Kickoff	9	at Phi, Jan. 9	S.Shields
Interception	9	at Phi, Jan. 9	T.Williams

No. of ret. 20-plus yards in length: 1 (1 kickoff, 0 interceptions, 0 punts)
 No. of returns 40-plus yards in length: 0 (0 interceptions, 0 kickoffs, 0 punts)

Opponent

Type	Yards	Opp. Date	Player
Kickoff	24	at Phi, Jan. 9	G.Lawson
Kickoff	17	at Phi, Jan. 9	G.Lawson
Kickoff	14	at Phi, Jan. 9	G.Lawson
Punt	14	at Phi, Jan. 9	D.Jackson

No. of ret. 20-plus yards in length: 1 (1 kickoff, 0 interceptions, 0 punts)
 No. of returns 40-plus yards in length: 0 (0 interceptions, 0 kickoffs, 0 punts)

LONGEST PLAYS

FROM SCRIMMAGE

Packers

Yards	Opp.	Play
86t	Mia	A.Rodgers to G.Jennings
80t	NYG	A.Rodgers to J.Nelson
66t	at NE	M.Flynn to J.Jones
61t	SF	A.Rodgers to D.Driver
57t	SF	A.Rodgers to G.Jennings

Long run:

Yards	Opp.	Player
71	at Wash	B.Jackson
27	at NYJ	B.Jackson
18	at Phi	R.Grant
18	at Phi	B.Jackson
18	at Chi	J.Kuhn

No. plays 20-plus yards: 58 (55 pass, 3 run)
 No. plays 40-plus yards: 12 (11 pass, 1 run)

Opponent

Yards	Opp.	Play
85t	NYG	E.Manning to M.Manningham
66t	SF	T.Smith to V.Davis
52	at Was	D.McNabb to S.Moss
49	at NYJ	M.Sanchez to J.Cotchery
48t	at Was	D.McNabb to A.Armstrong

Long run:

Yards	Opp.	Player
40	Det	Sh.Hill
33t	at NE	B.Green-Ellis
31	at Phi	M.Vick
26	at Atl	M.Turner
25	at Chi	J.Cutler
25	at Min	A.Peterson
25	Chi	M.Forté

No. plays 20-plus yards: 59 (46 pass, 13 run)
 No. plays 40-plus yards: 9 (8 pass, 1 run)

LONGEST POSTSEASON PLAYS

FROM SCRIMMAGE

Packers

Yards	Opp.	Play
20	at Phi	A.Rodgers to D.Driver
16	at Phi	A.Rodgers to J.Kuhn
16t	at Phi	A.Rodgers to B.Jackson
15	at Phi	A.Rodgers to A.Quarless
12	at Phi	A.Rodgers to D.Driver

Long run:

Yards	Opp.	Player
27	at Phi	J.Starks
19	at Phi	J.Starks
12	at Phi	J.Starks

No. plays 20-plus yards: 2 (1 pass, 1 run)
 No. plays 40-plus yards: 0 (0 pass, 0 run)

Opponent

Yards	Opp.	Play
44	at Phi	M.Vick to J.Maclin
28	at Phi	M.Vick to D.Jackson
24t	at Phi	M.Vick to J.Avant
21	at Phi	M.Vick to J.Avant
19	at Phi	M.Vick to D.Jackson

Long run:

Yards	Opp.	Player
14	at Phi	M.Vick

No. plays 20-plus yards: 4 (4 pass, 0 run)
 No. plays 40-plus yards: 1 (1 pass, 0 run)

MISCELLANEOUS

WEEKLY INACTIVES

9/12	at Philadelphia:	Q.Johnson, T.Lang, N.McDonald, M.Neal, M.Newhouse, A.Quarless, B.Underwood, C.Wilson
9/19	Buffalo:	D.Bishop, K.Hall, T.Lang, N.McDonald, M.Neal, M.Newhouse, A. Quarless, B.Underwood
9/27	at Chicago:	B.Jones, T.Lang, N.McDonald, D.Nance, M.Neal, M.Newhouse, P.Lee, C.Peprah
10/3	Detroit:	B.Chillar, Q.Johnson, T.Lang, N.McDonald, M.Newhouse, C.Peprah, S.Shields, J.Wynn
10/10	at Washington:	N.Barnett, B.Chillar, Q.Johnson, N.McDonald, M.Newhouse, S.Shields, M.Tauscher, J.Wynn
10/17	Miami:	B.Chillar, J.Finley, C.Matthews, N.McDonald, M.Neal, M.Newhouse, R.Pickett, M.Tauscher
10/24	Minnesota:	Q.Johnson, N.McDonald, M.Montgomery, M.Neal, M.Newhouse, B.Poppinga, M.Simpkins, M.Tauscher
10/31	at N.Y. Jets:	D.Briggs, Q.Johnson, N.McDonald, D.Nance, M.Newhouse, R.Pickett, M.Tauscher, B.Underwood
11/7	Dallas:	D.Driver, R. Francois, P.Lee, N.McDonald, M.Newhouse, A.Quarless, M.Tauscher, J.Wynn
11/21	at Minnesota:	D.Briggs, K.Hall, S.Havner, N.McDonald, M.Newhouse, J.Starks, B.Underwood, J.Wynn
11/28	at Atlanta:	A.Bigby, D.Briggs, D.Lee, N.McDonald, M.Newhouse, A.Smith, J.Starks, J.Wynn
12/5	San Francisco:	A.Bigby, P.Lee, N.McDonald, D.Nance, M.Newhouse, A.Smith, M.Wilhelm, J.Wynn
12/12	at Detroit:	A.Bigby, K.Hall, C.Jenkins, P.Lee, N.McDonald, M.Newhouse, A.Smith, M.Wilhelm
12/19	at New England:	J.Gordy, C.Jenkins, P.Lee, N.McDonald, M.Newhouse, A.Rodgers, J.Starks, F.Zombo
12/26	N.Y. Giants:	D.Briggs, J.Gordy, G.Harrell, C.Jenkins, N.McDonald, M.Newhouse, J.Starks, F.Zombo
1/2	Chicago:	A.Bigby, E.Dietrich-Smith, J.Gordy, K.Hall, G.Harrell, C.Jenkins, N.McDonald, F.Zombo

SEASON TOTALS: N.McDonald (16), M.Newhouse (15), J.Wynn (6), Q.Johnson (5), P.Lee (5), M.Neal (5), M.Tauscher (5), A.Bigby (4), D.Briggs (4), K.Hall (4), C.Jenkins (4), T.Lang (4), J.Starks (4), B.Underwood (4), B.Chillar (3), J.Gordy (3), D.Nance (3), A.Quarless (3), A.Smith (3), F.Zombo (3), G.Harrell (2), C.Peprah (2), R.Pickett (2), S.Shields (2), M.Wilhelm (2), N.Barnett (1), E.Dietrich-Smith (1), D.Bishop (1), D.Driver (1), J.Finley (1), R.Francois (1), S.Havner (1), B.Jones (1), D.Lee (1), C.Matthews (1), M.Montgomery (1), B.Poppinga (1), A.Rodgers (1), M.Simpkins (1), C.Wilson (1)

1/9 at Philadelphia: A.Bigby, J.Gordy, H.Green, K.Hall, G.Harrell, N.McDonald, E.Dietrich-Smith, F.Zombo

POSTSEASON TOTALS: A.Bigby (1), J.Gordy (1), H.Green (1), K.Hall (1), G.Harrell (1), N.McDonald (1), E.Dietrich-Smith (1), F.Zombo (1)

TIME SPENT IN THE LEAD

Opponent	In Lead	Packers Trailing
9/12 at Phi	31:48	6:31
9/19 Buf	56:49	0:00
9/26 at Chi	48:13	7:43
10/3 Det	55:51	0:00
10/10 at Was	52:52	0:00
10/17 Mia	:5:49	22:53
10/24 Min	32:19	10:15
10/31 at NYJ	49:41	0:00
11/7 Dal	44:15	0:00
11/21 at Min	35:14	11:22
11/28 at Atl	0:00	31:55
12/5 SF	37:02	19:47
12/12 at Det	18:00	7:55
12/19 at NE	33:07	20:38
12/26 NYG	49:34	0:00
1/2 Chi	12:42	16:52
SEASON	563:16	155:51
SEASON AVG	35:12	9:44
1/9 at Phi	45:08	0:00
POSTSEASON	45:08	0:00
POSTSEASON AVG	45:08	0:00

NON-OFFENSIVE SCORES

REGULAR SEASON

Packers (4): C.Woodson 48-yard interception return vs. Det., Oct. 3; D.Bishop 32-yard interception return vs. Min, Oct. 24; N.Collins 26-yard fumble return vs. Dal, Nov. 7; C.Matthews 62-yard interception return vs. Dal, Nov. 7

Opponent (2): D.Hester 62-yard punt return at Chi, Sept. 27; K.Arrington 36-yard interception return at NE, Dec. 19

POSTSEASON

Packers (0):

Opponent (0):

TWO-POINT CONVERSIONS

Packers (0):

Opponent (0-1): M.Vick incomplete pass to L.McCoy at Phi (Jan. 9)

PENALTIES AND REPLAY CHALLENGES

PENALTY STATISTICS

Regular Season	Packers	Opponent
Times Penalized after Offensive Gain	8	13
Gains Wiped Out, Offensive Penalties	.81	96
Touchdowns Cost	1	1
Field Goals Cost	0	2
First Downs Lost	0	1
Intentional Grounding Penalties	1	1
Defensive Pass Interference, Times Flagged	6	4
Yards Given Up	.89	18
Defensive 3rd/4th Down Flags (kept drive alive)	2	0
Kick/Punt Return Penalties	9	6
Return Yards Wiped Out	.87	136

Touchdowns nullified — GREEN BAY (1): A.Rodgers pass to J.Finley for 15 yards at Chi (Sept. 27) — **OPPONENTS (1):** L.McCoy rushed 2 yards at Phi (Sept. 12)

Postseason Season	Packers	Opponent
Times Penalized after Offensive Gain	1	2
Gains Wiped Out, Offensive Penalties	2	7
Touchdowns Cost	0	0
Field Goals Cost	0	0
First Downs Lost	0	0
Intentional Grounding Penalties	0	0
Defensive Pass Interference, Times Flagged	0	0
Yards Given Up	0	0
Defensive 3rd/4th Down Flags (kept drive alive)	0	0
Kick/Punt Return Penalties	0	1
Return Yards Wiped Out	0	10

Touchdowns nullified — GREEN BAY (0): OPPONENTS (0):

2010 REGULAR-SEASON PENALTIES ACCEPTED (78)

OFFENSE (35)

Delay of Game (2) — A.Rodgers at Chi (Sept. 27), at NYJ (Oct. 31)

False Start (20) — B.Bulaga vs. Buf (Sept. 19), twice at Was (Oct. 10), at Atl (Nov. 28), twice vs. Chi (Jan. 2); C.Clifton twice at Chi (Sept. 27), at NYJ (Oct. 31), at Det (Dec. 12); D.Colledge vs. Buf (Sept. 19), vs. Mia (Oct. 17), vs. Min (Oct. 24), at Atl (Nov. 28); D.Nance vs. Buf (Sept. 19); A.Rodgers vs. SF (Dec. 5); J.Sitton vs. Mia (Oct. 17), vs. Dal (Nov. 7); M.Tauscher twice at Chi (Sept. 27)

Holding (9) — B.Bulaga vs. Mia (Oct. 17), twice vs. Chi (Jan. 2); D.Colledge at Chi (Sept. 27); D.Lee vs. SF (Dec. 5); A.Quarless at Was (Oct. 10); J.Sitton at Chi (Sept. 27); M.Tauscher at Chi (Sept. 27); S.Wells at Det (Dec. 12)

Illegal Formation (1) — C.Clifton at Chi (Sept. 27)

Intentional Grounding (2) — A.Rodgers at Chi (Sept. 27), vs. SF (Dec. 5)

Tripping (1) — D.Colledge at Phi (Sept. 12)

DEFENSE (25)

12 Men On Field (1) — Team vs. Det (Oct. 3)

Facemask (2) — C.Matthews at Chi (Sept. 27); A.Hawk vs. Det. (Oct. 3)

Holding (5) — B.Poppinga at Was (Oct. 10); B.Chillar at NYJ (Oct. 31); C.Woodson at Phi (Sept. 12), vs. Mia (Oct. 17), at Atl (Nov. 28)

Illegal Contact (5) — T.Williams at Was (Oct. 10); C.Woodson at Was (Oct. 10), vs. Mia (Oct. 17), at Det (Dec. 12), vs. NYG (Dec. 26)

Illegal Use of Hands (1) — C.Woodson at Was (Oct. 10)

Neutral Zone Infraction (1) — F.Zombo at Min (Nov. 21)

Pass Interference (6) — M.Burnett at Chi (Sept. 27); T.Williams vs. NYG (Dec. 26); C.Woodson vs. Buf (Sept. 19), at Chi (Sept. 27), vs. Det (Oct. 3), at Was (Oct. 10)

Roughing the Passer (1) — F.Zombo at Chi (Sept. 27)

Unnecessary Roughness (3) — N.Collins at Chi (Sept. 27), vs. Min (Oct. 24), vs. Dal (Nov. 7)

SPECIAL TEAMS (18)

Chop Block (1) — D.Martin at Was (Oct. 10)

False Start (1) — T.Crabtree vs. Buf (Sept. 19)

Fase Mask (1) — M.Wilhelm at Atl (Nov. 28)

Holding (3) — J.Bush vs. SF (Dec. 5), vs. NYG (Dec. 26); D.Lee at NE (Dec. 19)

Illegal Block (3) — K.Hall vs. Mia (Oct. 17); D.Martin at Chi (Sept. 27); D.Nance at Atl (Nov. 28)

Illegal Formation (2) — D.Briggs vs. SF (Dec. 5); Team vs. Mia (Oct. 17)

Illegal Forward Pass (1) — D.Driver at Chi (Sept. 27)

Illegal Touch (2) — J.Bush at Atl (Nov. 28); P.Lee vs. Buf (Sept. 19)

Neutral Zone Infraction (1) — Q.Johnson at NE (Dec. 19)

Offside (1) — D.Bishop at Chi (Sept. 27)

Unnecessary Roughness (2) — C.Jenkins at Atl (Nov. 28); S.Shields at Atl (Nov. 28)

2010 REPLAY CHALLENGES

PACKERS (3/6)

Date, Opp.	Initial Ruling	Ruling
9/19, vs. Buf	A.Rodgers pass incomplete to J.Jones	Upheld
9/27, at Chi	A.Rodgers pass to J.Jones, fumbles, recovered by Chi.	Upheld
10/24, vs. Min	P.Harvin 13-yard run, TD.	Reversed
10/24, vs. Min	B.Favre pass to V.Shiancoe for 17 yards, TD.	Reversed
10/31, at NYJ	S.Weatherford 18-yard run	Reversed
1/2, vs. Chi	A.Rodgers pass intercepted by C.Tillman	Upheld

OPPONENTS (3/11)

Date, Opp.	Initial Ruling	Ruling
9/12, at Phi	K.Kolb pass intercepted by C.Woodson	Reversed, ruled incomplete
9/27, at Chi	J.Kuhn to Chi 25 for 15 yards	Reversed, ruled down
9/27, at Chi	J.Cutler pass to E.Bennett for 5 yards	Upheld
10/3, vs. Det	Sh.Hill pass intercepted by C.Woodson	Upheld
10/17, vs. Mia	R.Brown to GB 27 for no gain	Upheld
10/31, at NYJ	B.Smith to GB29 for 4 yards, fumbles, recovered by T.Williams	Upheld
10/31, at NYJ	M.Sanchez pass intercepted by T.Williams	Upheld
11/7, vs. Dal	B.Jackson for 2 yards, TD	Upheld
11/28, at Atl	M.Ryan pass to T.Gonzalez to GB 1 for no gain	Upheld
12/26, vs. NYG	H.Nicks ret. KO 23 yards, fumbles, rec. by C.Peprah	Reversed, ruled down
12/26, vs. NYG	B.Jacobs for 21 yards, fumbles, recovered by N.Collins	Upheld

REPLAY ASSISTANT (2/5)

Last two minutes of the half and overtime

Date, Opp.	Initial Ruling	Ruling
9/12, at Phi	A.Rodgers pass to D.Driver for 6 yards, TD	Upheld
10/10, at Was	A.Rodgers pass intercepted by L.Landry	Upheld
10/17, vs. Mia	C.Henne pass to B.Marshall for 25 yards, TD	Reversed
10/24, vs. Min	B.Favre pass to P.Harvin for 35 yards, TD.	Reversed
11/21, at Min	A.Rodgers pass to J.Jones for 3 yards, TD	Upheld

2010 POSTSEASON PENALTIES ACCEPTED (2)

OFFENSE (2)

Delay of Game (1) — A.Rodgers at Phi (Jan. 9)

Holding (1) — D.Colledge at Phi (Jan. 9)

DEFENSE (0)

SPECIAL TEAMS (0)

WEEKLY INDIVIDUAL STATISTICAL LEADERS

PACKERS WEEKLY LEADERS

		Scoring		Passing		Carries		Rush		Receptions		Receiving		Tackles (Solo)		Sacks	
								Yards				Yards					
9/12	at Philadelphia:	Crosby	9	Rodgers	188	Jackson	18	Jackson	63	Driver	5	Jennings	82	Matthews	9 (8)	Matthews	3
9/19	Buffalo:	Crosby	10	Rodgers	255	Jackson	11	Kuhn	36	Jennings	5	Finley	103	Hawk	10 (4)	Matthews	3
9/27	at Chicago:	Jennings	6	Rodgers	316	Jackson	7	Kuhn	31	Driver	9			Williams	7 (7)	3 tied with	1
		Rodgers	6							Finley	4	Finley	115	Hawk	7 (5)		
10/3	Detroit:	4 tied with	6	Rodgers	181	Jackson	9	Kuhn	39	Finley	4	Driver	89	Woodson	14 (11)	3 tied with	1
						Kuhn	9										
10/10	at Washington:	Crosby	7	Rodgers	293	Jackson	10	Jackson	115	Jackson	5	J.Jones	65	Bishop	13 (10)	Matthews	1.5
10/17	Miami:	Crosby	8	Rodgers	313	Jackson	12	Jackson	53	Jennings	6	Jennings	133	Hawk	16 (10)	(none)	
														Bishop	16 (7)		
10/24	Minnesota:	4 tied with	6	Rodgers	295	Jackson	13	Jackson	58	Jennings	6	J.Jones	107	Hawk	13 (10)	Wynn	1
10/31	at N.Y. Jets:	Crosby	9	Rodgers	170	Jackson	15	Jackson	55	Jennings	6	Jennings	81	Bishop	13 (12)	Chillar	1
															Matthews	1	
11/7	Dallas:	Jackson	12	Rodgers	289	Jackson	13	Kuhn	50	J.Jones	8	J.Jones	123	Williams	6 (6)	Four tied with	1
						Kuhn	13							Zombo	6 (4)		
11/21	at Minnesota:	Jennings	18	Rodgers	301	Jackson	14	Nance	37	Jennings	7	Jennings	152	Three tied with	8	Matthews	1
11/28	at Atlanta:	Nelson	6	Rodgers	344	Rodgers	12	Rodgers	51	Three tied with	5	Jennings	119	Bishop	13 (8)	Jenkins	1
		Rodgers	6												Zombo	1	
12/5	San Francisco:	Jennings	12	Rodgers	298	Starks	18	Starks	73	Jennings	6	Jennings	122	Matthews	7 (5)	Jenkins	2
12/12	at Detroit:	Crosby	3	Flynn	177	Jackson	7	Rodgers	25	Quarless	5	Quarless	62	Bishop	12 (11)	Matthews	1
														Hawk	12 (9)	Pickett	1
12/19	at New England:	Crosby	9	Flynn	251	Jackson	22	Jackson	99	J.Jones	5	J.Jones	95	Walden	9 (4)	Raji	2
12/26	N.Y. Giants:	Kuhn	18	Rodgers	404	Jackson	18	Jackson	39	Jennings	7	Jennings	142	Bishop	8 (6)	Raji	1
1/2	Chicago:	D.Lee	6	Rodgers	229	Jackson	7	Rodgers	21	Driver	5	Jennings	97	Walden	16 (12)	Walden	3
						Rodgers	7										

POSTSEASON WEEKLY LEADERS

		Scoring		Passing		Carries		Rush		Receptions		Receiving		Tackles (Solo)		Sacks	
								Yards				Yards					
1/9	at Philadelphia:	3 tied with	6	Rodgers	180	Starks	23	Starks	123	Driver	5	Driver	56	Walden	8 (5)	3 tied with	1

OPPONENTS WEEKLY LEADERS

		Scoring		Passing		Carries		Rush		Receptions		Receiving		Tackles (Solo)		Sacks	
								Yards				Yards					
9/12	at Philadelphia:	Akers	8	Vick	175	Vick	11	Vick	103	McCoy	5	McCoy	47	Cole	6 (6)	Parker	2
9/19	Buffalo:	Jackson	6	Edwards	102	Lynch	17	Lynch	64	Spiller	4	Parrish	34	Kelsay	8 (7)	(none)	
9/27	at Chicago:	Gould	8	Cutler	221	Forte	11	Cutler	37	Olsen	5	Knox	94	Briggs	9 (9)	(none)	
														Urlacher	9 (9)		
10/3	Detroit:	Hanson	14	Hill	331	Best	12	Hill	53	Pettigrew	8	Pettigrew	91	Delmas	6 (5)	Delmas	1
														Suh		Suh	1
10/10	at Washington:	Gano	10	McNabb	357	Torain	16	Torain	40	Cooley	7	Moss	118	Landry	13 (10)	Orakpo	2
										Moss	7						
10/17	Miami:	Carpenter	11	Henne	231	Brown	19	Brown	73	Marshall	10	Marshall	127	Allen	5 (3)	Wake	3
10/24	Minnesota:	4 tied with	6	Favre	212	Peterson	28	Peterson	131	Harvin	5	Harvin	65	Greenway	12 (10)	(none)	
10/31	at N.Y. Jets:	(none)		Sanchez	256	Tomlinson	16	Tomlinson	54	Tomlinson	5	Cotchery	89	Harris	9 (8)	Harris	1
																Lowery	1
11/7	Dallas:	Bryant	6	Kitna	183	Barber	6	Jones	16	Bryant	9	Bryant	86	Brooking	10 (8)	Ball	0.5
																Scandrick	
11/21	at Minnesota:	Longwell	3	Favre	208	Peterson	14	Peterson	72	Three tied with	3	Rice	56	Henderson	7 (5)	Edwards	2
11/28	at Atlanta:	Bryant	8	Ryan	197	Turner	23	Turner	110	Gonzalez	6	Gonzalez	11	DeCoud	7 (5)	Abraham	1
														Williams	7 (5)		
12/5	San Francisco:	Reed	10	Smith	194	Dixon	9	Dixon	33	Davis	4	Davis	126	Spikes	17 (13)	Brooks	2
						Westbrook	9										
12/12	at Detroit:	Heller	6	Stanton	117	Best	13	Morris	51	B.Johnson	2	C.Johnson	44	Levy	8 (2)	McBride	2
										Pettigrew	2						
12/19	at New England:	Hernandez	12	Brady	163	Woodhead	9	Woodhead	59	Hernandez	4	Welker	42	Mayo	16 (10)	Five tied with	1
12/26	N.Y. Giants:	Nicks	6	Manning	301	Bradshaw	12	Jacobs	47	Bradshaw	5	Manningham	132	Phillips	10 (6)	Team	1
		Manningham	6													Tuck	1
1/2	Chicago:	Gould	3	Cutler	168	Forte	15	Forte	97	Forte	8	Forte	80	Briggs	9 (7)	Harris	1

POSTSEASON WEEKLY LEADERS

		Scoring		Passing		Carries		Rush		Receptions		Receiving		Tackles (Solo)		Sacks	
								Yards				Yards					
1/9	at Philadelphia:	Avant	6	Vick	292	McCoy	12	McCoy	46	Avant	7	Avant	93	Chaney	10 (10)	Clayton	1
		Vick	6													Tapp	1

TURNOVER STATISTICS AND NOTES

TAKEAWAY ANALYSIS

	Packers Take Aways			Packers Give Aways			Diff	Cum	NFC Rank	NFL Rank
	Int	Fum	Tot	Int	Fum	Tot				
Phi	0	1	1	2	0	2	-1	-1	11t	21t
BUF	2	0	2	0	0	0	+2	+1	7t	14t
Chi	1	0	1	1	1	2	-1	0	8t	14t
DET	2	1	3	2	2	4	-1	-1	9t	19t
Was	1	0	1	1	1	2	-1	-2	10t	20t
MIA	1	0	1	1	0	1	0	-2	10t	19t
MIN	3	0	3	2	0	2	+1	-1	7t	16t
NYJ	2	1	3	0	0	0	+3	+2	6t	13t
DAL	2	2	4	0	0	0	+4	+6	4t	5t
Bye	-	-	-	-	-	-	-	-	3	4t
Min	1	1	2	0	0	0	+2	+8	3	5
Atl	0	0	0	0	1	-1	-1	+7	4	6t
SF	1	0	1	0	0	0	+1	+8	4	6
Det	2	0	2	2	1	3	-1	+7	4	7
NE	0	0	0	1	1	2	-2	+5	4	7t
NYG	4	2	6	0	1	1	+5	+10	3	5t
CHI	2	0	2	1	1	2	0	+10	2	4
Total	24	8	32	13	9	22	+10	+10	2	4
Phi	0	1	1	0	2	2	-1	-1	-	-
Total	0	1	1	0	2	2	-1	-1	-	-

HOME GAMES UPPERCASED IN BOLD

Regular Season Takeaway Breakdown

	Packers	Opponent
Total	32	22
Interceptions	24	13
Fumble Rec.	8	9
Points off Turnovers	111	39
Touchdowns	15	3
Field Goals	2	6
Didn't attempt score	2	1
Time ran out	0	1

REGULAR SEASON TOUCHDOWN RETURNS

Packers (4): C.Woodson 48-yard INT return vs. Det, Oct. 3; D.Bishop 32-yard INT return vs. Min, Oct. 24; N.Collins 26-yard fumble return vs. Dal, Nov. 7; C.Matthews 62-yard INT return vs. Dal, Nov. 7

Opponent (1): K.Arrington 36-yard INT return at NE, Dec. 19

Postseason Takeaway Breakdown

	Packers	Opponent
Total	1	2
Interceptions	1	0
Fumble Rec.	0	2
Points off Turnovers	0	7
Touchdowns	0	1
Field Goals	0	0
Didn't attempt score	0	0
Time ran out	0	0

POSTSEASON TOUCHDOWN RETURNS

Packers (0):
Opponent (0):

2010 RECORD WHEN...

When...	Record	Postseason
+5 turnover margin	1-0	0-0
+4 turnover margin	1-0	0-0
+3 turnover margin	0-0	0-0
+2 turnover margin	2-0	0-0
+1 turnover margin	3-0	0-0
even turnover margin	1-1	0-0
-1 turnover margin	2-4	1-0
-2 turnover margin	0-1	0-0
-3 turnover margin	0-0	0-0
-4 turnover margin	0-0	0-0
recording 0 takeaways	0-2	0-0
recording 1 takeaway	2-3	1-0
recording 2 takeaways	3-1	0-0
recording 3 takeaways	3-0	0-0
recording 4 takeaways	1-0	0-0
recording 5 takeaways	0-0	0-0
recording 6 takeaways	1-0	0-0
recording 0 giveaways	5-0	0-0
recording 1 giveaway	1-2	0-0
recording 2 giveaways	3-3	1-0
recording 3 giveaways	0-1	0-0
recording 4 giveaways	1-0	0-0
recording 5 giveaways	0-0	0-0
recording 0 interceptions	1-2	0-0
recording 1 interception	2-3	1-0
recording 2 interceptions	5-1	0-0
recording 3 interceptions	1-0	0-0
recording 4 interceptions	1-0	0-0
surrendering 0 interceptions	6-2	0-0
surrendering 1 interception	1-3	0-0
surrendering 2 interceptions	3-1	0-0
surrendering 3 interceptions	0-0	0-0
recovering 0 fumbles	4-6	0-0
recovering 1 fumble	4-0	0-0
recovering 2 fumbles	2-0	0-0
recovering 3 fumbles	0-0	0-0
losing 0 fumbles	7-2	0-0
losing 1 fumble	2-4	0-0
losing 2 fumbles	1-0	1-0
losing 3 fumbles	0-0	0-0

TAKEAWAY SUMMARY (33)

9/12 at Philadelphia: T.Williams (fumble recovery)
 9/19 Buffalo: M.Burnett (interception), B.Chillar (interception)
 9/27 at Chicago: D.Martin (interception)
 10/3 Detroit: A.Hawk (interception), R.Pickett (fumble), C.Woodson (interception)
 10/10 at Washington: T.Williams (interception)
 10/17 Miami: T.Williams (interception)
 10/24 Minnesota: N.Collins (interception), D.Bishop (interception), A.Hawk (interception)
 10/31 at N.Y. Jets: T.Williams 2 (fumble recovery, interception), C.Woodson (interception)
 11/7 Dallas: J.Bush (fumble recovery), N.Collins (fumble recovery), C.Matthews (interception), S.Shields (interception)
 11/21 at Minnesota: A.Hawk (fumble recovery), T.Williams (interception)
 11/28 at Atlanta: (none)
 12/5 San Francisco: N.Collins (interception)
 12/12 at Detroit: C.Peprah (interception), T.Williams (interception)
 12/19 at New England: (none)
 12/26 N.Y. Giants: N.Collins 2 (fumble recovery, interception), A.Bigby (fumble recovery), A.Hawk (interception), S.Shields (interception), T.Williams (interception)
 1/2 Chicago: N.Collins (interception), C.Peprah (interception)

SEASON TOTALS: T.Williams 8 (six interceptions, two fumble recoveries), N.Collins 6 (four interceptions, two fumble recoveries), A.Hawk 4 (three interceptions, fumble recovery), C.Peprah 2 (two interceptions), S.Shields 2 (two interceptions), C.Woodson 2 (two interceptions), A.Bigby 1 (fumble recovery), D.Bishop 1 (interception), M.Burnett 1 (interception), J.Bush 1 (fumble recovery), B.Chillar 1 (interception), D.Martin 1 (interception), C.Matthews 1 (interception), R.Pickett 1 (fumble recovery)

1/9 at Philadelphia: T.Williams 1 (interception)

POSTSEASON TOTALS: T.Williams 1 (interception)

Note: Fumbles lost are only credited. Fumbles in which the team maintained possession are not included.

GIVEAWAY SUMMARY (24)

9/12 at Philadelphia: A.Rodgers 2 (two interceptions)
 9/19 Buffalo: (none)
 9/27 at Chicago: J.Jones (fumble), A.Rodgers (interception)
 10/3 Detroit: J.Nelson 2 (two fumbles), A.Rodgers 2 (two interceptions)
 10/10 at Washington: D.Lee (fumble), A.Rodgers (interception)
 10/17 Miami: A.Rodgers (interception)
 10/24 Minnesota: A.Rodgers 2 (two interceptions)
 10/31 at N.Y. Jets: (none)
 11/7 Dallas: (none)
 11/21 at Minnesota: (none)
 11/28 at Atlanta: A.Rodgers (fumble)
 12/5 San Francisco: (none)
 12/12 at Detroit: M.Flynn (interception), A.Quarless (fumble), A.Rodgers (interception)
 12/19 at New England: M.Flynn 2 (fumble, interception)
 12/26 N.Y. Giants: J.Nelson (fumble)
 1/2 Chicago: D.Driver (fumble), A.Rodgers (interception)

SEASON TOTALS: A.Rodgers 12 (11 interceptions, fumble), M.Flynn 3 (two interceptions, fumble), J.Nelson 3 (three fumbles), D.Driver 1 (fumble), D.Lee 1 (fumble), J.Jones 1 (fumble), A.Quarless 1 (fumble)

1/9 at Philadelphia: A.Rodgers (fumble), B.Underwood (fumble)

POSTSEASON TOTALS: A.Rodgers 1 (fumble), B.Underwood 1 (fumble)

Note: Fumbles lost are only credited. Fumbles in which the team maintained possession are not included.

TAKEAWAY POINTS

Packers (111)

Date	Opp.	Turnover	Result	Points
9/12	at Phi	Fumble	TD	7
9/19	Buf	Interception	TD	7
9/19	Buf	Interception	TD	7
10/3	Det	Interception	TD	7
10/3	Det	Fumble	TD	7
10/17	Mia	Interception	TD	7
10/24	Min	Interception	TD	7
10/24	Min	Interception	TD	7
10/31	at NYJ	Interception	FG	3
11/7	Dal	Interception	TD	7
11/7	Dal	Fumble	TD	7
11/7	Dal	Interception	TD	7
11/21	at Min	Interception	TD	7
12/26	NYG	Interception	TD	7
12/26	NYG	Fumble	FG	3
12/26	NYG	Interception	TD	7
12/26	NYG	Interception	TD	7

POSTSEASON (0)

1/9 at Phi

Opponent (39)

Date	Opp.	Turnover	Result	Points
9/12	at Phi	Interception	FG	3
9/12	at Phi	Interception	FG	3
9/27	at Chi	Fumble	FG	3
10/3	Det	Interception	FG	3
10/3	Det	Fumble	FG	3
10/10	at Was	Interception	FG	3
10/28	at Atl	Fumble	TD	7
12/19	at NE	Interception	TD	7
12/26	NYG	Fumble	TD	7

POSTSEASON (7)

1/9 at Phi Fumble TD 7

PLAYER PARTICIPATION

NFL WEEK	1	2	3	4	5	6	7	8	9	11	12	13	14	15	16	17	— Season Totals —			
Player	at PHI	BUF	at CHI	DET	at WAS	MIA	MIN	at NYJ	DAL	at MIN	at ATL	SF	at DET	at NE	NYG	CHI	GP	GS	DNP	INA
Barnett, Nick	MLB	MLB	MLB	MLB	INA	IR	IR	IR	IR	IR	IR	IR	IR	IR	IR	IR	4	4	0	1
Battles, Adrian	-	-	-	-	-	-	-	-	-	-	-	-	-	-	PS	PS	-	-	-	-
Bell, Josh	IR	IR	IR	IR	IR	IR	IR	IR	IR	IR	IR	IR	IR	IR	IR	IR	-	-	-	-
Bigby, Atari	PUP	PUP	PUP	PUP	PUP	PUP	PUP	PUP	PUP	SUB	SUB	INA	INA	SUB	SUB	INA	4	0	0	4
Bishop, Desmond	SUB	INA	SUB	SUB	MLB	MLB	MLB	MLB	MLB	MLB	MLB	MLB	MLB	MLB	MLB	MLB	15	12	0	1
Briggs, Diyral	-	-	-	-	-	-	-	-	INA	SUB	INA	SUB	SUB	SUB	INA	SUB	5	0	0	4
Bulaga, Bryan	SUB	SUB	SUB	SUB	RT	RT	RT	RT	RT	RT	RT	RT	RT	RT	RT	RT	16	12	0	0
Burnett, Morgan	SS	SS	SS	SS	IR	IR	IR	IR	IR	IR	IR	IR	IR	IR	IR	IR	4	4	0	0
Bush, Jarrett	SUB	SUB	SUB	3CB	SUB	SUB	SUB	SUB	SUB	SUB	SUB	SUB	SUB	SUB	SUB	SUB	16	1	0	0
Campbell, Chris	PS	PS	-	PS	PS	PS	PS	PS	PS	PS	PS	PS	PS	PS	PS	PS	-	-	-	-
Chillar, Brandon	BLB	SUB	SUB	INA	INA	INA	SUB	SUB	SUB	SUB	SUB	SUB	IR	IR	IR	IR	8	1	0	3
Clifton, Chad	LT	LT	LT	LT	LT	LT	LT	LT	LT	LT	LT	LT	LT	LT	LT	LT	16	16	0	0
Colledge, Daryn	LG	LG	LG	LG	LG	LG	LG	LG	LG	LG	LG	LG	LG	LG	LG	LG	16	16	0	0
Collins, Nick	FS	FS	FS	FS	FS	FS	FS	FS	FS	FS	FS	FS	FS	FS	FS	FS	16	16	0	0
Crabtree, Tom	SUB	SUB	SUB	SUB	SUB	SUB	SUB	SUB	SUB	SUB	SUB	SUB	SUB	SUB	TE	SUB	16	1	0	0
Crosby, Mason	SUB	SUB	SUB	SUB	SUB	SUB	SUB	SUB	SUB	SUB	SUB	SUB	SUB	SUB	SUB	SUB	16	0	0	0
Dietrich-Smith, Evan	-	-	-	-	-	-	-	-	-	-	-	-	-	-	-	INA	0	0	0	1
Driver, Donald	WR	WR	WR	WR	WR	WR	WR	WR	WR	WR	WR	WR	WR	WR	WR	WR	15	15	0	1
Finley, Jermichael	TE	TE	TE	TE	TE	INA	IR	IR	IR	IR	IR	IR	IR	IR	IR	IR	5	5	0	1
Flynn, Matt	DNP	DNP	DNP	DNP	DNP	DNP	SUB	DNP	SUB	SUB	DNP	SUB	SUB	QB	SUB	DNP	7	1	9	0
Francois, Robert	PS	-	PS	PS	PS	SUB	SUB	SUB	INA	PS	PS	SUB	SUB	SUB	ROLB	SUB	8	1	0	1
Giacomini, Breno	PS	PS	PS	-	-	-	-	-	-	-	-	-	-	-	-	-	-	-	-	-
Goode, Brett	SUB	SUB	SUB	SUB	SUB	SUB	SUB	SUB	SUB	SUB	SUB	SUB	SUB	SUB	SUB	SUB	16	0	0	0
Gordy, Josh	-	PS	PS	PS	PS	PS	PS	PS	PS	PS	PS	SUB	SUB	INA	INA	INA	2	0	0	3
Grant, Ryan	RB	IR	IR	IR	IR	IR	IR	IR	IR	IR	IR	IR	IR	IR	IR	IR	1	1	0	0
Green, Howard	-	-	-	-	-	-	-	SUB	SUB	SUB	SUB	DT	SUB	RDE	RDE	SUB	9	3	0	0
Greco, Michael	-	-	-	-	-	PS	PS	PS	PS	PS	PS	PS	-	PS	PS	PS	-	-	-	-
Hall, Korey	FB	INA	SUB	SUB	SUB	FB	FB	FB	FB	INA	FB	FB	INA	SUB	SUB	INA	12	6	0	4
Harrell, Graham	PS	PS	PS	PS	PS	PS	PS	PS	PS	PS	PS	PS	PS	DNP	INA	INA	0	0	1	2
Harrell, Justin	SUB	IR	IR	IR	IR	IR	IR	IR	IR	IR	IR	IR	IR	IR	IR	IR	1	0	0	0
Harris, Al	PUP	PUP	PUP	PUP	PUP	PUP	PUP	PUP	PUP	-	-	-	-	-	-	-	-	-	-	-
Havner, Spencer	-	-	-	-	-	-	-	-	-	INA	SUB	IR	IR	IR	IR	IR	1	0	0	1
Hawk, A.J.	SUB	BLB	BLB	BLB	BLB	BLB	BLB	BLB	BLB	BLB	BLB	BLB	BLB	BLB	BLB	BLB	16	15	0	0
Jackson, Brandon	SUB	RB	SUB	RB	RB	RB	RB	RB	RB	RB	RB	RB	RB	SUB	RB	RB	16	13	0	0
Jackson, Cardia	-	-	-	-	-	-	-	-	-	-	-	-	-	-	PS	-	-	-	-	-
Jenkins, Cullen	RDE	RDE	SUB	SUB	SUB	RDE	DNP	RDE	RDE	RDE	RDE	RDE	INA	INA	INA	INA	11	8	1	4
Jennings, Greg	WR	WR	WR	WR	WR	WR	WR	WR	WR	WR	WR	WR	WR	WR	WR	WR	16	16	0	0
Johnson, James	PS	PS	PS	PS	PS	PS	-	-	-	-	-	-	-	-	-	-	-	-	-	-
Johnson, Quinn	INA	FB	FB	INA	INA	SUB	INA	INA	SUB	FB	SUB	SUB	SUB	SUB	SUB	FB	11	4	0	5
Jones, Brad	ROLB	ROLB	INA	SUB	ROLB	ROLB	ROLB	IR	IR	IR	IR	IR	IR	IR	IR	IR	6	5	0	1
Jones, James	SUB	SUB	SUB	SUB	SUB	SUB	SUB	SUB	3WR	SUB	SUB	SUB	3WR	4WR	SUB	SUB	16	3	0	0
Kuhn, John	SUB	SUB	RB	SUB	SUB	SUB	SUB	SUB	SUB	SUB	SUB	SUB	SUB	SUB	FB	SUB	16	2	0	0
Lang, T.J.	INA	INA	INA	INA	SUB	SUB	SUB	SUB	SUB	SUB	SUB	SUB	SUB	SUB	SUB	SUB	12	0	0	4
Lee, Donald	SUB	SUB	SUB	SUB	2TE	SUB	TE	TE	TE	TE	TE	SUB	SUB	SUB	SUB	TE	15	6	0	1
Lee, Pat	SUB	SUB	INA	SUB	3CB	SUB	SUB	SUB	INA	SUB	SUB	INA	INA	INA	SUB	SUB	11	1	0	5
Levine, Anthony	PS	PS	PS	PS	PS	PS	PS	PS	PS	PS	PS	PS	PS	PS	PS	PS	-	-	-	-
Martin, Derrick	SUB	SUB	SUB	SUB	SUB	IR	IR	IR	IR	IR	IR	IR	IR	IR	IR	IR	5	0	0	0
Masthay, Tim	SUB	SUB	SUB	SUB	SUB	SUB	SUB	SUB	SUB	SUB	SUB	SUB	SUB	SUB	SUB	SUB	16	0	0	0
Matthews, Clay	LOLB	LOLB	LOLB	LOLB	LOLB	INA	LOLB	LOLB	LOLB	LOLB	LOLB	LOLB	LOLB	LOLB	LOLB	LOLB	15	15	0	1
McDonald, Nick	INA	INA	INA	INA	INA	INA	INA	INA	INA	INA	INA	INA	INA	INA	INA	INA	0	0	0	16
Montgomery, Michael	-	-	-	-	-	SUB	INA	SUB	-	-	-	-	-	-	-	-	2	0	0	1
Nance, Dimitri	-	SUB	INA	SUB	SUB	SUB	SUB	INA	SUB	SUB	SUB	INA	SUB	SUB	SUB	SUB	12	0	0	3
Neal, Mike	INA	INA	INA	SUB	SUB	INA	INA	IR	IR	IR	IR	IR	IR	IR	IR	IR	2	0	0	5
Nelson, Jordy	SUB	SUB	SUB	SUB	SUB	3WR	SUB	SUB	WR	SUB	SUB	3WR	SUB	3WR	SUB	SUB	16	4	0	0
Newhouse, Marshall	INA	INA	INA	INA	INA	INA	INA	INA	INA	INA	INA	INA	INA	INA	INA	IR	0	0	0	15
Peprah, Charlie	SUB	SUB	INA	INA	SS	SS	SS	SS	SS	SS	SS	SUB	SS	SS	SS	SS	14	11	0	2
Pickett, Ryan	SUB	LDE	LDE	LDE	LDE	INA	LDE	INA	LDE	SUB	LDE	LDE	LDE	LDE	LDE	LDE	14	12	0	2
Poppinga, Brady	SUB	SUB	SUB	SUB	SUB	LOLB	INA	IR	IR	IR	IR	IR	IR	IR	IR	IR	6	1	0	1
Quarless, Andrew	INA	INA	SUB	2TE	SUB	SUB	SUB	SUB	INA	SUB	TE	SUB	TE	SUB	SUB	SUB	13	3	0	3
Raji, B.J.	NT	NT	NT	NT	NT	NT	NT	NT	NT	NT	NT	NT	NT	NT	NT	NT	16	16	0	0
Rivera, Mike	-	-	-	-	-	PS	PS	PS	PS	PS	PS	PS	PS	PS	PS	PS	-	-	-	-
Rodgers, Aaron	QB	QB	QB	QB	QB	QB	QB	QB	QB	QB	QB	QB	QB	INA	QB	QB	15	15	0	1
Ross, Jay	-	-	-	-	-	-	PS	PS	PS	PS	PS	PS	PS	PS	PS	PS	-	-	-	-
Shields, Sam	3CB	SUB	3CB	INA	INA	SUB	3CB	SUB	SUB	3CB	SUB	SUB	3CB	SUB	SUB	3CB	14	6	0	2
Simpkins, Maurice	PS	PS	PS	PS	SUB	SUB	INA	-	-	-	-	-	-	-	-	-	2	0	0	1
Sitton, Josh	RG	RG	RG	RG	RG	RG	RG	RG	RG	RG	RG	RG	RG	RG	RG	RG	16	16	0	0
Smith, Anthony	-	-	-	-	-	-	-	SUB	SUB	SUB	INA	INA	IR	IR	IR	IR	4	0	0	3
Smith, Terrance	-	-	-	-	-	-	-	-	-	-	-	PS	PS	PS	PSI	-	-	-	-	-
Spitz, Jason	SUB	SUB	SUB	SUB	SUB	SUB	SUB	SUB	SUB	SUB	SUB	SUB	SUB	SUB	SUB	SUB	16	0	0	0
Starks, James	PUP	PUP	PUP	PUP	PUP	PUP	PUP	PUP	PUP	INA	INA	SUB	SUB	INA	INA	SUB	3	0	0	4
Swain, Brett	SUB	SUB	SUB	SUB	SUB	SUB	SUB	SUB	SUB	SUB	SUB	SUB	SUB	5WR	SUB	SUB	16	1	0	0
Tauscher, Mark	RT	RT	RT	RT	INA	INA	INA	INA	INA	IR	IR	IR	IR	IR	IR	IR	4	4	0	5
Underwood, Brandon	INA	INA	SUB	SUB	SUB	SUB	SUB	INA	INA	SUB	SUB	SUB	SUB	SUB	SUB	SUB	12	0	0	4
Walden, Erik	-	-	-	-	-	-	-	SUB	SUB	SUB	SUB	SUB	SUB	ROLB	SUB	ROLB	9	2	0	0
Wells, Scott	C	C	C	C	C	C	C	C	C	C	C	C	C	C	C	C	16	16	0	0
West, Chastin	PS	PS	PS	PS	PS	PS	PS	PS	PS	PS	PS	PS	PS	PS	PS	PS	-	-	-	-
Wilhelm, Matt	-	-	-	-	-	-	-	SUB	SUB	SUB	SUB	INA	INA	SUB	SUB	SUB	7	0	0	2
Williams, Johnny	-	-	-	-	PS	-	-	-	-	-	-	-	-	-	-	-	-	-	-	-
Williams, Tramon	RCB	RCB	RCB	RCB	RCB	RCB	RCB	RCB	RCB	RCB	RCB	RCB	RCB	RCB	RCB	RCB	16	16	0	0
Wilson, C.J.	INA	SUB	SUB	SUB	SUB	LDE	SUB	LDE	SUB	SUB	SUB	SUB	SUB	SUB	SUB	SUB	15	2	0	1
Woodson, Charles	LCB	LCB	LCB	LCB	LCB	LCB	LCB	LCB	LCB	LCB	LCB	LCB	LCB	LCB	LCB	LCB	16	16	0	0
Wynn, Jarius	-	SUB	SUB	INA	INA	SUB	SUB	SUB	SUB	INA	INA	INA	SUB	SUB	SUB	SUB	9	0	0	6
Young, Curtis	-	-	-	-	-	-	-	-	-	-	-	PS	PS	PS	PS	PS	-	-	-	-
Zombo, Frank	SUB	SUB	ROLB	ROLB	SUB	SUB	SUB	ROLB	ROLB	ROLB	ROLB	ROLB	ROLB	INA	INA	INA	13	8	0	3

STARTERS IN BOLD AT POSITION; DNP — Did not play; INA — Inactive; IR — Injured reserve; PUP — Physically unable to perform; PSI — Practice squad injured; PS — Practice squad; SUB — Substitute; 5DB — started as fifth defensive back; 5LB — started as fifth linebacker; 2TE — started as second tight end; 3WR — started as third wide receiver; 4WR — started as fourth wide receiver; 5WR — started as fifth wide receiver; 3CB — started as third cornerback

POSTSEASON PLAYER PARTICIPATION

NFL WEEK Player	WC at PHI	DIV	NFC	SB	— Season Totals —			
					GP	GS	DNP	INA
Barnett, Nick	IR	-	-	-	-	-	-	-
Battles, Adrian	PS	-	-	-	-	-	-	-
Bell, Josh	IR	-	-	-	-	-	-	-
Bigby, Atari	INA	-	-	-	0	0	0	1
Bishop, Desmond	MLB	-	-	-	1	1	0	0
Briggs, Diyral	SUB	-	-	-	1	0	0	0
Bulaga, Bryan	RT	-	-	-	1	0	0	0
Burnett, Morgan	IR	-	-	-	-	-	-	-
Bush, Jarrett	SUB	-	-	-	1	0	0	0
Campbell, Chris	PS	-	-	-	-	-	-	-
Chillar, Brandon	IR	-	-	-	-	-	-	-
Clifton, Chad	LT	-	-	-	1	1	0	0
Colledge, Daryn	LG	-	-	-	1	1	0	0
Collins, Nick	FS	-	-	-	1	1	0	0
Crabtree, Tom	SUB	-	-	-	1	0	0	0
Crosby, Mason	SUB	-	-	-	1	0	0	0
Dietrich-Smith, Evan	INA	-	-	-	0	0	0	1
Driver, Donald	SUB	-	-	-	1	0	0	0
Finley, Jermichael	IR	-	-	-	-	-	-	-
Flynn, Matt	DNP	-	-	-	0	0	1	0
Francois, Robert	SUB	-	-	-	1	0	0	0
Goode, Brett	SUB	-	-	-	1	0	0	0
Gordy, Josh	INA	-	-	-	0	0	0	1
Grant, Ryan	IR	-	-	-	-	-	-	-
Green, Howard	INA	-	-	-	0	0	0	1
Greco, Michael	PS	-	-	-	-	-	-	-
Hall, Korey	INA	-	-	-	0	0	0	1
Harrell, Graham	INA	-	-	-	0	0	0	1
Harrell, Justin	IR	-	-	-	-	-	-	-
Havner, Spencer	IR	-	-	-	-	-	-	-
Hawk, A.J.	BLB	-	-	-	1	1	0	0
Jackson, Brandon	SUB	-	-	-	1	0	0	0
Jackson, Cardia	PS	-	-	-	-	-	-	-
Jenkins, Cullen	SUB	-	-	-	1	0	0	0
Jennings, Greg	WR	-	-	-	1	1	0	0
Johnson, Quinn	FB	-	-	-	1	1	0	0
Jones, Brad	IR	-	-	-	-	-	-	-
Jones, James	SUB	-	-	-	1	0	0	0
Kuhn, John	SUB	-	-	-	1	0	0	0
Lang, T.J.	SUB	-	-	-	1	0	0	0
Lee, Donald	TE	-	-	-	1	1	0	0
Lee, Pat	SUB	-	-	-	1	0	0	0
Levine, Anthony	PS	-	-	-	-	-	-	-
Martin, Derrick	IR	-	-	-	-	-	-	-
Masthay, Tim	SUB	-	-	-	1	0	0	0
Matthews, Clay	LOLB	-	-	-	1	1	0	0
McDonald, Nick	INA	-	-	-	0	0	0	1
Nance, Dimitri	SUB	-	-	-	1	0	0	0
Neal, Mike	IR	-	-	-	-	-	-	-
Nelson, Jordy	SUB	-	-	-	1	0	0	0
Newhouse, Marshall	IR	-	-	-	-	-	-	-
Peprah, Charlie	SS	-	-	-	1	1	0	0
Pickett, Ryan	LDE	-	-	-	1	1	0	0
Poppinga, Brady	IR	-	-	-	-	-	-	-
Quarless, Andrew	2TE	-	-	-	1	1	0	0
Raji, B.J.	NT	-	-	-	1	1	0	0
Rivera, Mike	PS	-	-	-	-	-	-	-
Rodgers, Aaron	QB	-	-	-	1	1	0	0
Ross, Jay	PS	-	-	-	-	-	-	-
Shields, Sam	3CB	-	-	-	1	1	0	0
Sitton, Josh	RG	-	-	-	1	1	0	0
Smith, Anthony	IR	-	-	-	-	-	-	-
Spitz, Jason	SUB	-	-	-	1	0	0	0
Starks, James	RB	-	-	-	1	1	0	0
Swain, Brett	SUB	-	-	-	1	0	0	0
Tauscher, Mark	IR	-	-	-	-	-	-	-
Underwood, Brandon	SUB	-	-	-	1	0	0	0
Walden, Erik	ROLB	-	-	-	1	1	0	0
Wells, Scott	C	-	-	-	1	1	0	0
West, Chastin	PS	-	-	-	-	-	-	-
Wilhelm, Matt	SUB	-	-	-	1	0	0	0
Williams, Tramon	RCB	-	-	-	1	1	0	0
Wilson, C.J.	SUB	-	-	-	1	0	0	0
Woodson, Charles	LCB	-	-	-	1	1	0	0
Wynn, Jarius	SUB	-	-	-	1	0	0	0
Young, Curtis	PS	-	-	-	-	-	-	-
Zombo, Frank	INA	-	-	-	0	0	0	1

STARTERS IN BOLD AT POSITION; DNP — Did not play; INA — Inactive; IR — Injured reserve; PS — Practice squad; SUB — Substitute; 5DB — started as fifth defensive back; 5LB — started as fifth linebacker; 2TE — started as second tight end; 3WR — started as third wide receiver; 4WR — started as fourth wide receiver; 5WR — started as fifth wide receiver; 3CB — started as third cornerback

SEASON-HIGHS/W-L BREAKDOWN

INDIVIDUAL

Longest Scoring Run — 9, Aaron Rodgers, Sept. 19 vs. Buffalo
 Longest Non-Scoring Run — 71, Brandon Jackson, Oct. 10 at Washington
 Longest Scoring Pass — 86, Aaron Rodgers to Greg Jennings, Oct. 17 vs. Miami
 Longest Non-Scoring Pass — 48, twice, most recently Aaron Rodgers to Greg Jennings, Dec. 5 vs. San Francisco

Longest Kickoff Return — 51, Jordy Nelson, Sept. 12 at Philadelphia
 Longest Punt Return — 52, Tramon Williams, Oct. 10 at Washington
 Longest Interception Return — 64, Tramon Williams, Oct. 10 at Washington
 Longest Punt — 62, Tim Masthay, Dec. 12 at Detroit
 Longest Field Goal — 56, Mason Crosby, Sept. 12 at Philadelphia
 Most Field Goals Attempted — 4, twice, most recently Mason Crosby, Oct. 31 at N.Y. Jets
 Most Field Goals Made — 3, Mason Crosby, Oct. 31 at N.Y. Jets
 Most Touchdowns — 3, twice, most recently John Kuhn, Dec. 26 vs. N.Y. Giants

Most Rushing Attempts — 23, James Starks, Jan. 9 at Philadelphia
 Most Rushing Yards — 123, James Starks, Jan. 9 at Philadelphia
 Most Passing Attempts — 46, Aaron Rodgers, Oct. 10 at Washington

Most Passing Yards — 404, Aaron Rodgers, Dec. 26 vs. N.Y. Giants
 Most Touchdown Passes — 4, twice, most recently Aaron Rodgers, Dec. 26 vs. N.Y. Giants

Most Receptions — 9, Donald Driver and Jermichael Finley, Sept. 27 at Chicago
 Most Receiving Yards — 152, Greg Jennings, Nov. 21 at Minnesota
 Most Total Yards from Scrimmage — 152, Greg Jennings, Nov. 21 at Minnesota

Most Defensive Interceptions — 1, 13 times, most recently Tramon Williams, Jan. 9 at Philadelphia
 Most Tackles — 16, twice, most recently Erik Walden, Jan. 2 vs. Chicago
 Most Solo Tackles — 12, three times, most recently Erik Walden, Jan. 2 vs. Chicago
 Most Sacks — 3, twice, most recently Erik Walden, Jan. 2 vs. Chicago
 Most Passes Defensed — 3, four times, most recently Tramon Williams, Jan. 9 at Philadelphia

TEAM

Offensive Most...
 First Downs — 27, Dec. 26 vs. N.Y. Giants
 Rushing Attempts — 38, Dec. 19 at New England
 Rushing Yards — 157, Oct. 10 at Washington
 Pass Attempts — 46, Oct. 10 at Washington
 Completions — 34, Sept. 27 at Chicago
 TDs Thrown — 4, twice, most recently Dec. 26 vs. N.Y. Giants
 Int. Thrown — 2, four times, most recently Dec. 12 at Detroit
 Net Passing Yards — 396, Dec. 26 vs. N.Y. Giants
 Offensive Plays — 80, Dec. 19 at New England
 Total Offense — 515, Dec. 26 vs. N.Y. Giants
 Time of Possession — 40:48, Dec. 19 at New England
 Turnovers — 4, Oct. 3 vs. Detroit
 Fumbles — 4, twice, most recently Jan. 9 at Philadelphia
 Fumbles Lost — 2, twice, most recently Jan. 9 at Philadelphia

Longest Scoring Drives
 Plays — 17, Dec. 5 vs. San Francisco
 Yards — 93, Nov. 7 vs. Dallas
 Time — 9:13, Nov. 7 vs. Dallas
 Shortest Scoring Drives
 Plays — 1, twice, most recently, Dec. 26 vs. N.Y. Giants
 Yards — -1, Oct. 10 at Washington
 Time — 0:11, Dec. 26 vs. N.Y. Giants

Defensive Fewest...
 First Downs Allowed — 11, Dec. 5 vs. San Francisco
 Rushing Att. Allowed — 14, Nov. 7 vs. Dallas
 Rushing Yards Allowed — 39, Nov. 7 vs. Dallas
 Pass Att. Allowed — 18, Sept. 19 vs. Buffalo
 Pass Comp. Allowed — 10, twice, most recently Dec. 12 at Detroit
 Net Passing Yards Allowed — 62, Sept. 19 vs. Buffalo
 Total Plays Allowed — 43, Dec. 19 at New England
 Total Yards Allowed — 186, Sept. 19 vs. Buffalo

Defensive Most...
 Takeaways — 6, Dec. 26 vs. N.Y. Giants
 Interceptions — 4, Dec. 26 vs. N.Y. Giants
 Fumbles Forced — 3, Sept. 12 at Philadelphia
 Fumbles Recovered — 2, Dec. 26 vs. N.Y. Giants
 Passes Defensed — 14, Jan. 2 vs. Chicago
 Sacks — 6, twice, most recently Jan. 2 vs. Chicago

	2010 regular season...			2009 regular season...			2008 regular season...			1992-present...		
	Home	Road	Overall	Home	Road	Overall	Home	Road	Overall	Home	Road	Overall
Overall	7-1	3-5	10-6	6-2	5-3	11-5	4-4	2-6	6-10	114-38	74-78	188-116
On Grass	7-1	1-2	8-3	6-2	3-2	9-4	4-4	0-4	4-8	114-38	45-31	159-69
On Artificial Surfaces	0-0	2-3	2-3	0-0	2-1	2-1	0-0	2-2	2-2	0-0	29-47	29-47
In Open-Air Stadiums	7-1	2-3	9-4	6-2	2-2	8-4	4-4	1-4	5-8	114-38	48-48	162-86
In Indoor Stadiums	0-0	1-2	1-2	0-0	3-1	3-1	0-0	1-2	1-2	0-0	26-29	26-29
vs. Division Opponents	3-0	1-2	4-2	2-1	2-1	4-2	3-0	1-2	4-2	53-13	34-33	87-46
vs. NFC	6-0	2-4	8-4	5-1	4-2	9-3	3-3	2-4	5-7	89-25	56-58	145-83
vs. AFC	1-1	1-1	2-2	1-1	1-1	2-2	1-1	0-2	1-3	25-13	18-20	43-33
When scoring first	5-1	2-4	7-5	6-1	3-1	9-2	3-0	2-3	5-3	77-15	49-32	126-47
When Opponent scored first	2-0	1-1	3-1	0-1	2-2	2-3	1-4	0-3	1-7	36-23	25-46	61-69
In overtime	0-1	0-1	0-2	0-0	0-0	0-0	0-0	0-2	0-2	5-3	1-5	6-8
When leading after first quarter	3-1	1-2	4-3	4-1	3-1	7-2	2-0	2-1	4-1	62-11	42-20	104-31
When leading at halftime	5-0	3-3	8-3	6-0	5-1	11-1	4-0	1-2	5-2	87-8	60-24	147-32
When leading after third quarter	6-0	3-4	9-4	5-0	4-1	9-1	3-0	2-3	5-3	93-5	68-20	161-25
When trailing after first quarter	2-0	2-0	4-0	0-1	1-1	1-2	1-3	0-3	1-6	25-20	11-36	36-56
When trailing at halftime	2-0	1-1	3-1	0-1	0-2	0-3	0-4	0-4	0-8	18-25	12-48	30-73
When trailing after third quarter	0-1	1-0	1-1	1-2	1-2	2-4	0-3	0-3	0-6	13-30	4-57	17-87
When tied at halftime	0-1	0-1	0-2	0-1	0-0	0-1	0-0	1-0	1-0	9-5	3-6	12-11
On Thursday	0-0	0-0	0-0	0-0	1-0	1-0	0-0	0-0	0-0	1-0	3-5	4-5
On Friday	0-0	0-0	0-0	0-0	0-0	0-0	0-0	0-0	0-0	0-0	1-0	1-0
On Saturday	0-0	0-0	0-0	0-0	0-0	0-0	0-0	0-0	0-0	1-0	2-0	3-0
On Sunday/Early Games	3-1	2-3	5-4	3-1	3-1	6-2	2-3	1-4	3-7	78-23	35-40	113-63
On Sunday/Late Afternoon Games	2-0	1-0	3-0	1-1	1-1	2-2	1-0	1-0	2-0	17-8	14-17	31-25
On Sunday/Night Games	2-0	0-1	2-1	1-0	0-0	1-0	0-1	0-0	0-1	9-2	7-2	16-4
On Monday	0-0	0-1	0-1	1-0	0-1	1-1	1-0	0-2	1-2	9-5	11-14	20-19
When Packers had 100-yard rusher	0-0	0-1	0-1	1-0	2-0	3-0	3-1	0-0	3-1	33-8	25-8	58-16
When Packers had 100-yard receiver	5-1	1-2	6-3	4-0	2-3	6-3	1-1	1-4	2-5	51-14	28-28	79-42
When Packers had 300-yard passer	1-0	1-2	2-2	2-0	1-2	3-2	1-1	1-1	2-2	23-10	20-15	43-25
When Opponent had 100-yard rusher	1-0	1-1	2-1	0-1	1-0	1-1	1-3	0-2	1-5	18-16	15-23	33-39
When Opponent had 100-yard receiver	2-1	0-2	2-3	2-0	0-1	2-1	1-4	1-2	2-6	32-13	19-29	51-42
When Opponent had 300-yard passer	2-0	0-1	2-1	0-0	0-1	0-1	0-1	0-1	0-2	12-7	9-14	21-21

TRANSACTIONS BY DATE

5/20	Signed QB Graham Harrell; Waived QB Chris Pizzotti	10/15	Placed LB Nick Barnett on injured reserve (wrist); Signed DE Michael Montgomery
6/15	Signed DE Johnny Jolly		
6/17	Signed CB Tramon Williams	10/18	Placed TE Jermichael Finley on injured reserve (knee); Traded conditional draft choice to Jacksonville Jaguars for S Anthony Smith
6/18	Waived CB Trevor Ford, S Khalil Jones, LB Tim Knicky and QB Noah Shepard		
6/23	Signed G/T Marshall Newhouse, RB James Starks and DE C.J. Wilson	10/20	Released RB James Johnson from practice squad; Signed DT Jay Ross to practice squad
7/12	Signed TE Andrew Quarless		
7/16	Placed DE Johnny Jolly on reserve/suspended by commissioner	10/26	Waived LB Maurice Simpkins; Placed DE Mike Neal (shoulder) and Brady Poppinga (knee) on injured reserve; Signed LB Matt Wilhelm; Claimed LB Diyral Briggs off waivers from Denver Broncos
7/20	Signed S Morgan Burnett		
7/26	Signed DE Mike Neal		
7/30	Signed T/G Bryan Bulaga; Placed NT Aleric Mullins on reserve/did not report list	10/27	Signed LB Erik Walden; Placed LB Brad Jones (shoulder) on injured reserve; Claimed NT Howard Green off waivers from N.Y. Jets
7/30	Waived LB John Russell		
8/5	Signed WR Jason Chery; Placed WR Jeff Moturi (knee) on injured reserve	11/2	Waived DE Michael Montgomery
8/6	Signed WR Donald Driver to contract extension through 2012	11/6	Activated S Atari Bigby from physically unable to perform list
8/10	Signed LB Maurice Simpkins; Placed CB Josh Bell (foot) on injured reserve	11/8	Waived CB Al Harris
8/28	Waived WR Shawn Gore	11/9	Waived LB Robert Francois; Activated RB James Starks from physically unable to perform list; Released S Michael Greco from practice squad
8/31	Placed S Atari Bigby (ankle), CB Al Harris (knee), RB James Starks (hamstring), on physical unable to perform; Placed RB Quinn Porter (knee) on injured reserve	11/12	Placed T Mark Tauscher on injured reserve (shoulder); Signed TE Spencer Havner
9/4	Waived P Chris Bryan, T Chris Campbell, WR Jason Chery, CB D.J. Clark, C/G Evan Dietrich-Smith, WR Charles Dillon, LB Robert Francois, T Breno Giacomini, QB Graham Harrell, TE Spencer Havner, LB Alex Joesph, S Anthony Levine, RB Kregg Lumpkin, LB Cyril Obiozor, LB Maurice Simpkins, DE Ron Talley, NT Anthony Toribio, WR Chastin West, WR Patrick Williams, DE Jarius Wynn; Placed T/G Allen Barbre (back) and S Will Blackmon (knee) on injured reserve	11/15	Signed LB Robert Francois to practice squad
9/6	Signed T Chris Campbell, LB Robert Francois, T Breno Giacomini, QB Graham Harrell, RB James Johnson, S Anthony Levine, LB Maurice Simpkins and WR Chastin West to practice squad	11/30	Placed LB Brandon Chillar on injured reserve (shoulder) and TE Spencer Havner on injured reserve (hamstring)
9/9	Signed CB Charles Woodson to contract extension through 2014	12/1	Signed LB Robert Francois and CB Josh Gordy to active roster; Signed WR Terrance Smith and LB/DE Curtis Young to practice squad
9/14	Placed RB Ryan Grant (ankle) and DE Justin Harrell (knee) on injured reserve; Signed RB Dimitri Nance and DE Jarius Wynn	12/18	Placed S Anthony Smith on injured reserve (ankle); Signed QB Graham Harrell to active roster
9/15	Released LB Robert Francois from practice squad; Signed CB Josh Gordy to practice squad	12/21	Placed WR Terrance Smith on practice squad/injured list; Signed G Adrian Battles and S Michael Greco to practice squad
9/23	Released T Chris Campbell from practice squad; Signed LB Robert Francois to practice squad	12/29	Released WR Terrance Smith practice squad/injured list; Signed LB Cardia Jackson to practice squad
9/28	T Breno Giacomini signed by Seattle Seahawks	12/31	Placed G/T Marshall Newhouse on injured reserve (back); Signed C/G Evan Dietrich-Smith
9/29	Signed T Chris Campbell to practice squad		
10/7	Placed S Morgan Burnett on injured reserve (knee); Signed LB Maurice Simpkins from practice squad; Signed LB Johnny Williams to practice squad	1/5	Signed LB Desmond Bishop to contract extension through 2014
10/13	Placed S Derrick Martin on injured reserve (knee); Signed LB Robert Francois to the active roster; Released LB Johnny Williams from practice squad; Signed S Michael Greco and LB Mike Rivera to practice squad		

TRANSACTIONS BY PLAYER

Barbre, Allen — T/G 9/4/10 Placed on injured reserve (back)	Harrell, Graham — QB 9/4/10 Waived 9/5/10 Signed to practice squad 12/18/10 Signed to active roster	Smith, Terrance — WR 12/1/10 Signed to practice squad 12/21/10 Placed on practice squad/injured list 12/29/10 Released from practice squad/ injured list
Barnett, Nick — LB 10/15/10 Placed on injured reserve (wrist)	Harrell, Justin — DE 9/14/10 Placed on injured reserve (knee)	Starks, James — RB 6/23/10 Signed 8/31/10 Placed on reserve/physically unable to perform list (hamstring) 11/9/10 Activated from reserve/physically unable to perform list
Battles, Adrian — G 12/21/10 Signed to practice squad	Harris, Al — CB 8/31/10 Placed on reserve/physically unable to perform list (knee)	Talley, Ronald — DE 9/4/10 Waived
Bell, Josh — CB 8/10/10 Placed on injured reserve (foot)	Havner, Spencer — TE 9/4/10 Waived 11/12/10 Signed 11/28/10 Placed on injured reserve (ham- string)	Tauscher, Mark — T 11/12/10 Placed on injured reserve (shoulder)
Bigby, Atari — S 8/31/10 Placed on reserve/physically unable to perform list (ankle) 11/6/10 Activated from reserve/physically unable to perform list	Jackson, Cardia — LB 12/29/10 Signed to practice squad	Toribio, Anthony — NT 9/4/10 Waived
Bishop, Desmond — LB 1/5/11 Signed contract extension through 2014	Joseph, Alex — LB 9/4/10 Waived	Walden, Erik — LB 10/27/10 Signed
Blackmon, Will — S 9/4/10 Placed on injured reserve (knee)	Johnson, James — RB 9/6/10 Signed to practice squad 10/20/10 Released from practice squad	West, Chastin — WR 9/4/10 Waived 9/6/10 Signed to practice squad
Briggs, Dyral — LB 10/26/10 Claimed off waivers from Denver Broncos	Jolly, Johnny — DE 6/15/10 Signed 7/16/10 Placed on reserve/suspended list by commissioner	Wilhelm, Matt — LB 10/26/10 Signed
Bryan, Chris — P 9/4/10 Waived	Jones, Brad — LB 10/27/10 Placed on injured reserve (shoulder)	Williams, Johnny — LB 10/7/10 Signed to practice squad 10/13/10 Waived
Bulaga, Bryan — T/G 7/30/10 Signed	Jones, Khalil — S 6/18/10 Waived	Williams, Patrick — WR 9/4/10 Waived
Burnett, Morgan — S 7/20/10 Signed 10/7/10 Placed on injured reserve (knee)	Knicky, Tim — LB 6/18/10 Waived	Williams, Tramon — CB 6/17/10 Signed
Campbell, Chris — T 9/4/10 Waived 9/5/10 Signed to practice squad 9/23/10 Released from practice squad 9/29/10 Signed to practice squad	Levine, Anthony — S 9/4/10 Waived 9/5/10 Signed to practice squad	Wilson, C.J. — DE 6/23/10 Signed
Chery, Jason — WR 8/5/10 Signed 9/4/10 Waived	Lumpkin, Kregg — RB 9/4/10 Waived	Woodson, Charles — CB 9/9/10 Signed contract extension through 2014
Chillar, Brandon — LB 11/30/10 Placed on injured reserve (shoulder)	Martin, Derrick — S 10/13/10 Placed on injured reserve (knee)	Wynn, Jarius — DE 9/4/10 Waived 9/14/10 Signed to active roster
Clark, D.J. — CB 9/4/10 Waived	Montgomery, Michael — DE 10/15/10 Signed 11/2/10 Waived	Young, Curtis — LB/DE 12/1/10 Signed to practice squad
Dietrich-Smith, Evan — C/G 9/4/10 Waived 12/31/10 Signed	Moturi, Jeff — WR 8/5/10 Placed on injured reserve (knee)	
Dillon, Charles — WR 9/4/10 Waived	Mullins, Aleric — NT 7/30/10 Placed on reserve/did not report	
Driver, Donald — WR 8/6/10 Signed contract extension through 2012	Nance, Dimitri — RB 9/14/10 Signed off Atlanta Falcons practice squad	
Finley, Jermichael — TE 10/18/10 Placed on injured reserve (knee)	Neal, Mike — DE 7/26/10 Signed 10/26/10 Placed on injured reserve (shoulder)	
Ford, Trevor — CB 6/18/10 Waived	Newhouse, Marshall — G/T 6/23/10 Signed 12/31/10 Placed on injured reserve (back)	
Francois, Robert — LB 9/4/10 Waived 9/5/10 Signed to practice squad 9/15/10 Released from practice squad 9/23/10 Signed to practice squad 10/13/10 Signed to active roster 11/9/10 Waived 11/15/10 Signed to practice squad 12/1/10 Signed to active roster	Obiozor, Cyril — LB 9/4/10 Waived	
Giacomini, Breno — T 9/4/10 Waived 9/5/10 Signed to practice squad 9/28/10 Signed by Seattle Seahawks	Quarless, Andrew — TE 7/12/10 Signed	
Gordy, Josh — CB 9/15/10 Signed to practice squad 12/1/10 Signed to active roster	Poppinga, Brady — LB 10/26/10 Placed on injured reserve (knee)	
Gore, Shawn — WR 8/28/10 Waived	Porter, Quinn — RB 8/31/10 Placed on injured reserve (knee) 9/6/10 Taken of injured reserve 9/6/10 Waived	
Grant, Ryan — RB 9/14/10 Placed on injured reserve (ankle)	Rivera, Mike — LB 10/13/10 Signed to practice squad	
Greco, Michael — S 10/13/10 Signed to practice squad 11/9/10 Released from practice squad 12/21/10 Signed to practice squad	Ross, Jay — DT 10/20/10 Signed to practice squad	
Green, Howard — NT 10/27/10 Claimed off waivers from N.Y. Jets	Simpkins, Maurice — LB 8/10/10 Signed 9/4/10 Waived 9/5/10 Signed to practice squad 10/7/10 Signed to active roster 10/26/10 Waived	
	Smith, Anthony — S 10/18/10 Acquired via trade from Jacksonville Jaguars 12/18/10 Placed on injured reserve (ankle)	

THE LAST TIME

Regular-Season Games Only

RUSHING

200 Yards Rushing, Individual

BY PACKERS — Ahman Green, Dec. 28, 2003, vs. Denver (218 yards)
BY OPPONENT — Shaun Alexander, Nov. 27, 2006, at Seattle (201 yards)

100 Yards Rushing, Individual

BY PACKERS — James Starks, Jan. 9, 2011, at Philadelphia (123 yards)
BY OPPONENT — Michael Turner, Nov. 28, 2010, at Atlanta (110 yards)

100 Yards Rushing, Individual, One Half

BY PACKERS — Ryan Grant, Oct. 25, 2009, at Cleveland (100 yards in second half)
BY OPPONENT — Adrian Peterson, Nov. 9, 2008, at Minnesota (112 yards in second half)

100 Yards Rushing and Receiving, Individual

BY PACKERS — Never
BY OPPONENT — Darrin Nelson, Nov. 13, 1983, at Minnesota (119 yards rushing, 137 receiving)

Two 100-Yard Rushers

BY PACKERS — Ryan Grant (106 yards) and DeShawn Wynn (106), Dec. 28, 2008, vs. Detroit
BY OPPONENT — Tony Dorsett (149 yards) and Robert Newhouse (101), Nov. 12, 1978, vs. Dallas at Milw.

Two 100-Yard Rushers and Two 100-Yard Receivers

BY PACKERS — Ryan Grant (106 yards) and DeShawn Wynn (106), Dec. 28, 2008, vs. Detroit, Donald Driver (111 yards) and Greg Jennings (101 yards), Dec. 28, 2008, vs. Detroit*
BY OPPONENT — Never

*First time in NFL history

Four Touchdowns Rushing, Individual

BY PACKERS — Dorsey Levens, Jan. 2, 2000, vs. Arizona (8, 1, 5, 1 yards)
BY OPPONENT — DeAngelo Williams, Nov. 30, 2008, vs. Carolina (1, 1, 1, 1 yards)

Three Touchdowns Rushing, Individual

BY PACKERS — Ahman Green, Oct. 20, 2002, vs. Washington (24, 2, 8 yards)
BY OPPONENT — DeAngelo Williams, Nov. 30, 2008, vs. Carolina (1, 1, 1, 1 yards)

Two Touchdowns Rushing, Individual

BY PACKERS — John Kuhn (8, 1 yards), Dec. 26, 2010, vs. N.Y. Giants
BY OPPONENT — DeAngelo Williams, Nov. 30, 2008, vs. Carolina (1, 1, 1, 1 yards)

PASSING

400 Yards Passing, Individual

BY PACKERS — Aaron Rodgers, Dec. 26, 2010 vs. N.Y. Giants (404 yards)
BY OPPONENT — Ben Roethlisberger, Dec. 20, 2009, at Pittsburgh (503 yards)

300 Yards Passing, Individual

BY PACKERS — Aaron Rodgers, Dec. 26, 2010 vs. N.Y. Giants (404 yards)
BY OPPONENT — Donovan McNabb, Oct. 10, 2010 at Washington (357 yards)

Five Touchdown Passes, Individual

BY PACKERS — Brett Favre, Sept. 27, 1998, at Carolina (25, 21, 20, 4, 33 yards)
BY OPPONENT — Donovan McNabb, Dec. 5, 2004, at Philadelphia (41, 9, 41, 6, 12 yards)

Four Touchdown Passes, Individual

BY PACKERS — Aaron Rodgers, Dec. 26, 2010, vs. N.Y. Giants (80, 3, 1, 5 yards)
BY OPPONENT — Brett Favre, Nov. 1, 2009, vs. Minnesota (12, 51, 2, 16 yards)

Three Touchdown Passes, Individual

BY PACKERS — Aaron Rodgers, Jan. 9, 2011, at Philadelphia (7, 9, 16 yards)
BY OPPONENT — Ben Roethlisberger, Dec. 20, 2009, at Pittsburgh (60, 10, 19 yards)

Six Interceptions Thrown, Individual

BY PACKERS — Tom O'Malley, Sept. 17, 1950, vs. Detroit
BY OPPONENT — Don Horn, Sept. 26, 1971, vs. Denver at Milw.

Five Interceptions Thrown, Individual

BY PACKERS — Brett Favre, Oct. 30, 2005, at Cincinnati
BY OPPONENT — Rich Gannon, Oct. 28, 1990, vs. Minnesota at Milw.

Four Interceptions Thrown, Individual

BY PACKERS — Brett Favre, Dec. 25, 2005, vs. Chicago
BY OPPONENT — Eli Manning, Dec. 26, 2010, vs. N.Y. Giants

RECEIVING

10 or More Receptions, Individual

BY PACKERS — Donald Driver, Nov. 22, 2007, at Detroit (10 receptions)
BY OPPONENT — Tony Gonzalez, Nov. 4, 2007, at Kansas City (10 receptions)

200 Yards Receiving, Individual

BY PACKERS — Javon Walker, Sept. 26, 2004, at Indianapolis (200 yards)
BY OPPONENT — Jim Phillips, Nov. 16, 1958, vs. L.A. Rams (208 yards)

100 Yards Receiving, Individual

BY PACKERS — Greg Jennings and Jordy Nelson, Dec. 26, 2010, vs. N.Y. Giants (142 and 124 yards)
BY OPPONENT — Mario Manningham, Dec. 26, 2010, vs. N.Y. Giants (132 yards)

100 Yards Receiving, One Half, Individual

BY PACKERS — Greg Jennings, Dec. 27, 2009, vs. Seattle (102 yards in first half)
BY OPPONENT — Brandon Marshall, Oct. 17, 2010, vs. Miami (102 yards in first half)

Two 100-Yard Receivers

BY PACKERS — Greg Jennings (142 yards) and Jordy Nelson (124 yards), Dec. 26, 2010, vs. N.Y. Giants
BY OPPONENT — Hines Ward (126 yards) and Heath Miller (118 yards), Dec. 20, 2009, at Pittsburgh

Four Touchdown Receptions, Individual

BY PACKERS — Sterling Sharpe, Nov. 24, 1994, at Dallas (1, 36, 30, 5 yards)
BY OPPONENT — Never

Three Touchdown Receptions, Individual

BY PACKERS — Greg Jennings, Nov. 21, 2010, at Minnesota (11, 46, 22 yards)
BY OPPONENT — Brian Westbrook, Dec. 5, 2004, at Philadelphia (9, 41, 12 yards)

Two Touchdown Receptions, Individual

BY PACKERS — Greg Jennings, Dec. 5, 2010, vs. San Francisco (57, 1 yards)
BY OPPONENT — Aaron Hernandez, Dec. 19, 2010, at New England (2, 10 yards)

INTERCEPTIONS

Four Interceptions, Individual

BY PACKERS — Willie Buchanon, Sept. 24, 1978, at San Diego
BY OPPONENT — Never

Three Interceptions, Individual

BY PACKERS — Tom Flynn, Oct. 28, 1984, vs. Detroit
BY OPPONENT — Vencie Glenn, Dec. 27, 1992, at Minnesota

Two Interceptions, Individual

BY PACKERS — Atari Bigby, Dec. 27, 2009, vs. Seattle
BY OPPONENT — Jason David, Nov. 24, 2008, at New Orleans

Interception Returned for Touchdown

BY PACKERS — Clay Matthews, Nov. 7, 2010, vs. Dallas (62 yards)
BY OPPONENT — Kyle Arrington, Dec. 19, 2010, at New England (36 yards)

TOUCHDOWNS

Five Touchdowns, Individual

BY PACKERS — Paul Hornung, Dec. 12, 1965, at Baltimore (2-, 9-, 3-yard runs; 50-, 65-yard receptions)
BY OPPONENT — Never

Four Touchdowns, Individual

BY PACKERS — Dorsey Levens, Jan. 2, 2000, vs. Arizona (8-, 1-, 5-, 1-yard runs)
BY OPPONENT — DeAngelo Williams, Nov. 30, 2008, vs. Carolina (1-, 1-, 1-, 1-yard runs)

Three Touchdowns, Individual

BY PACKERS — John Kuhn, Dec. 26, 2010, vs. N.Y. Giants (8-, 1-yard runs; 5-yard reception)
BY OPPONENT — DeAngelo Williams, Nov. 30, 2008, vs. Carolina (1-, 1-, 1-, 1-yard runs)

FIELD GOALS/PATs

Five Field Goals Made, Individual

BY PACKERS — Ryan Longwell, Sept. 24, 2000, at Arizona (38, 47, 48, 37, 22 yards)
BY OPPONENT — Jason Hanson, Nov. 27, 2003, at Detroit (42, 28, 49, 46, 32 yards)

Four Field Goals Made, Individual

BY PACKERS — Mason Crosby, Oct. 18, 2009, vs. Detroit (46, 28, 31, 26)
BY OPPONENT — Jason Hanson, Oct. 3, 2010, vs. Detroit (39, 52, 49, 24 yards)

THE LAST TIME

50-Yard Field Goal

BY PACKERS — Mason Crosby, Oct. 10, 2010, at Washington (52 yards)
BY OPPONENT — Jason Hanson, Oct. 3, 2010, vs. Detroit (52 yards)

Blocked Field-Goal Attempt

BY PACKERS — Johnny Jolly, Sept. 27, 2009, at St. Louis (48-yard Josh Brown attempt)
BY OPPONENT — Jay Ratliff, Nov. 7, 2010, vs. Dallas (54-yard Mason Crosby attempt)

Two-Point Conversion

BY PACKERS — Brandon Jackson, Dec. 20, 2009, at Pittsburgh (pass from Aaron Rodgers)
BY OPPONENT — Michael Clayton, Nov. 8, 2009, at Tampa Bay (pass from Josh Freeman)

Point After Touchdown Missed

BY PACKERS — Mason Crosby, Sept. 27, 2009, at St. Louis
BY OPPONENT — John Kasay, Oct. 3, 2005, at Carolina (blocked, second attempt)

Blocked Point After Touchdown

BY PACKERS — Cullen Jenkins, Oct. 3, 2005, at Carolina (John Kasay, second attempt)
BY OPPONENT — Devin Bush, Dec. 23, 2001, vs. Cleveland (Ryan Longwell, first attempt)

PUNTING

70-Yard Punt

BY PACKERS — Jon Ryan, Dec. 30, 2007, vs. Detroit (72 yards)
BY OPPONENT — Brian Moorman, Dec. 22, 2002, vs. Buffalo (84 yards)

60-Yard Punt

BY PACKERS — Tim Masthay, Dec. 12, 2010, at Detroit (62 yards)
BY OPPONENT — Mat McBriar, Nov. 7, 2010, vs. Dallas (65 yards)

Blocked Punt

BY PACKERS — Marcus Wilkins, Sept. 29, 2003, at Chicago (Brad Maynard, punter)
BY OPPONENT — Geno Hayes, Nov. 8, 2009, at Tampa Bay (Jeremy Kapinos, punter)

10 Punts, Individual

BY PACKERS — Jon Ryan, Nov. 19, 2006, vs. New England (10 punts; 459 yards)
BY OPPONENT — Chris Kluwe, Dec. 21, 2006, vs. Minnesota (10 punts; 434 yards)

No Punts

BY PACKERS — Dec. 17, 1989, at Chicago
BY OPPONENT — Nov. 22, 1981, at Tampa Bay

OTHER SPECIAL TEAMS

Kickoff Returned for Touchdown

BY PACKERS — Allen Rossum, Nov. 19, 2000, vs. Indianapolis (92 yards)
BY OPPONENT — Jerry Azumah, Dec. 7, 2003, vs. Chicago (88 yards)

Punt Returned for Touchdown

BY PACKERS — Will Blackmon, Nov. 9, 2008, at Minnesota (65 yards)
BY OPPONENT — Devin Hester, Sept. 27, 2010, at Chicago (62 yards)

Blocked (Opponent) Field Goal Returned for Touchdown

BY PACKERS — Willie Buchanon, Dec. 17, 1972, at New Orleans (57 yards)
BY OPPONENT — Shawn Springs, Nov. 1, 1999, vs. Seattle (61 yards)

Blocked Punt Returned for Touchdown

BY PACKERS — Tiger Greene, Dec. 2, 1990, at Minnesota (36 yards; Harry Newsome, punter)
BY OPPONENT — Ronde Barber, Nov. 8, 2009, at Tampa Bay (31 yards; Jeremy Kapinos, punter)

Recovered Own Inside Kick Attempt

BY PACKERS — Nick Collins, Dec. 19, 2010, at New England (Mason Crosby, kicker)
BY OPPONENT — Ahmad Merritt, Sept. 29, 2003, at Chicago (Paul Edinger, kicker)

OTHER DEFENSE

Shutout Posted

BY PACKERS — Oct. 31, 2010, at N.Y. Jets (9-0)
BY OPPONENT — Nov. 19, 2006, vs. New England (35-0)

Fumble Returned for Touchdown

BY PACKERS — Clay Matthews, Oct. 5, 2009, at Minnesota (42 yards)
BY OPPONENT — Jermaine Phillips, Sept. 28, 2008, at Tampa Bay (38 yards)

Safety Scored

BY PACKERS — Team, Jan. 3, 2010, at Arizona (Reggie Wells penalized for holding in the end zone)
BY OPPONENT — Louis Delmas, Nov. 26, 2009, at Detroit (Ryan Grant tackled)

Five Sacks, Individual

BY PACKERS — Vonnie Holliday, Dec. 22, 2002, vs. Buffalo
BY OPPONENT — Antwan Odom, Sept. 20, 2009, vs. Cincinnati

Four Sacks, Individual

BY PACKERS — Kabeer Gbaja-Biamila, Jan. 2, 2005, at Chicago
BY OPPONENT — Jared Allen, Oct. 5, 2009, at Minnesota

Three Sacks, Individual

BY PACKERS — Erik Walden, Jan. 2, 2011, vs. Chicago
BY OPPONENT — Cameron Wake, Oct. 17, 2010, vs. Miami

MISCELLANEOUS

No Penalties

BY PACKERS — Nov. 25, 1990, vs. Tampa Bay at Milw.
BY OPPONENT — Dec. 14, 1997, at Carolina

Game Without Touchdown

BY PACKERS — Dec. 12, 2010, at Detroit
BY OPPONENT — Jan. 2, 2011, vs. Chicago

50 Points, Game

BY PACKERS — 52, Oct. 9, 2005, vs. New Orleans
BY OPPONENT — 51, Nov. 24, 2008, at New Orleans

40 Points, Game

BY PACKERS — 45, Dec. 26, 2010, vs. N.Y. Giants
BY OPPONENT — 51, Nov. 24, 2008, at New Orleans

500 Yards Total Offense

BY PACKERS — 515, Dec. 26, 2010, vs. N.Y. Giants
BY OPPONENT — 537, Dec. 20, 2009, at Pittsburgh

Tie Game

Green Bay 17, Denver 17, Sept. 20, 1987, at Milwaukee

GREEN BAY, Wis. (AP)—As far as Aaron Rodgers is concerned, the Green Bay Packers offense is at its best when using multiple-receiver shotgun formations to spread out opposing defenses.

So when the offense went scoreless in the second half and the Packers barely held on for a 28-26 victory over Detroit on Sunday, Rodgers saw his team not playing to its main strength.

Rodgers chose his words deliberately but diplomatically, making his point without directly challenging his coaches.

It was another sign that the Packers remain unsatisfied with what they've shown the rest of the NFL so far this season. Despite their 3-1 start, they're a team with Super Bowl aspirations that has yet to prove it can play like one of the league's elite for a full game.

Rodgers threw for 161 yards and three touchdowns. But he also threw a pair of interceptions for the Packers, who were coming off a sloppy performance in a loss at Chicago on Monday night.

If Sunday's game didn't feel like a satisfying win for Green Bay, it also didn't feel like anything approaching a moral victory for Detroit (0-4). It was the franchise's 20th straight loss to the Packers in Wisconsin, a streak that began in 1992 and includes a playoff loss.

The Lions showed that they're more dangerous than they have been in the recent past, but it still wasn't enough to win.

The Packers appeared ready to rout the Lions when Charles Woodson returned an interception 48 yards for a touchdown and a 28-14 lead early in the third quarter.

But the Packers' offense went silent in the second half while the Lions rallied for four straight Jason Hanson field goals to cut the lead to two points. Had the Lions been able to finish any of those drives with a touchdown instead of a field goal, they might be celebrating a victory.

A last drive by the Packers ran out the final 6:32 of the clock as Green Bay rediscovered its running game at the best possible moment. Detroit again was without injured quarterback Matthew Stafford, but backup Shaun Hill looked poised under center. He threw for 331 yards and two touchdowns to Calvin Johnson, helping to make the game close despite the Lions committing 13 penalties.

OFFICIALS — Referee: Mike Carey (94); Umpire: Richard Hall (49); Head Linesman: Dana McKenzie (8); Line Judge: Tim Podraza (47); Field Judge: Buddy Horton (82); Side Judge: Laird Hayes (125); Back Judge: Kirk Dorman (6); Replay Official: Tommy Moore

STARTING LINEUPS

Detroit Lions		Green Bay Packers	
Offense	Defense	Offense	Defense
WR 80 B.Johnson	LE 92 C.Avril	WR 85 G.Jennings	LDE 79 R.Pickett
RB 89 W.Heller	DT 90 N.Suh	TE 81 A.Quarless	NT 90 B.Raji
LT 76 J.Backus	DT 99 C.Williams	LT 76 C.Clifton	LDE 52 C.Matthews
LG 67 R.Sims	RE 93 K.Vanden Bosch	LG 73 D.Coleledge	BLB 50 A.Hawk
C 57 D.Raidola	OLB 49 Z.Folette	C 63 S.Wells	MLB 56 N.Barnett
RG 66 S.Peterman	MLB 55 L.Johnson	RT 71 J.Stilton	ROLB 58 F.Zombo
RT 77 G.Cherilus	OLB 98 J.Petersen	LG 65 M.Tauscher	LGB 21 C.Woodson
TE 84 B.Pettigrew	LGB 23 C.Houston	TE 88 J.Finley	RGB 38 T.Williams
WR 81 C.Johnson	RGB 24 J.Wade	WR 80 D.Driver	COB 24 J.Bush
QB 14 Sh.Hill	SS 39 C.Brown	QB 12 A.Rodgers	SS 42 M.Burnett
RB 44 J.Best	FS 26 D.Delmas	RB 32 B.Jackson	FS 36 N.Collins

GREEN BAY SUBSTITUTIONS — K 2 M.Crosby, P 8 T.Masthay, WR 16 B.Swain, CB 22 P.Lee, RB 23 D.Nance, CB 28 B.Underwood, S 29 D.Martin, RB 30 J.Kuhm, FB 35 K.Hall, LB 51 D.Poppinga, LB 59 B.Jones, LB 61 B.Goodie, C/G 72 J.Spitz, T/G 75 B.Bulaga, DE 77 C.Crabtree, TE 83 T.Grabtree, TE 86 D.Lee, WR 87 J.Nelson, WR 89 J.Jones, DE 96 M.Neal, DE 98 C.Wilson, **DID NOT PLAY** — QB 10 M.Flynn.

INACTIVES — S 26 C.Peprah, CB 37 S.Shields, FB 45 Q.Johnson, LB 54 B.Chillar, G 67 M.McDonald, T/G 70 T.Lang, G/T 74 M.Newhouse, DE 94 J.Wynn.

J.Hanson 5558 (39) (52) (49) (24)

FIELD GOALS (made (& missed))

Qtr	Time	Player	Yards	Result
1	12:40	D.Driver	29	miss
1	14:14	C.Johnson	23	miss
1	16:05	G.Jennings	17	miss
1	17:13	J.Finley	13	miss
2	0:08	C.Johnson	21	miss
2	14:34	C.Woodson	48	miss
3	9:26	J.Hanson	39	miss
3	1:43	J.Hanson	52	miss
3	13:35	J.Hanson	49	miss
3	11:51	J.Hanson	24	miss

GREEN BAY DEFENSIVE STATISTICS (official)

UT	A	TE	LT	Sk	QB	FB	FR	Int	PD
11	3	0	14	0-0	0	0	0	0-0	0
12	0	0	12	0-0	0	0	0	0-0	3
19	3	0	12	0-0	0	0	0	0-0	0
4	2	1	6	0-0	0	0	0	0-0	0
3	2	0	5	0-0	0	0	0	0-0	0
3	1	0	4	1-4	1	0	0	0-0	0
3	1	0	3	0-0	0	0	0	0-0	0
3	0	1	3	1-10	2	0	0	0-0	0
Totals	57	19	4	76	3-23	4	1	2-60	11

DETROIT LIONS DEFENSIVE STATISTICS (official)

UT	A	TE	LT	Sk	QB	FB	FR	Int	PD
11	3	0	14	0-0	0	0	0	0-0	0
12	0	0	12	0-0	0	0	0	0-0	3
19	3	0	12	0-0	0	0	0	0-0	0
4	2	1	6	0-0	0	0	0	0-0	0
3	2	0	5	0-0	0	0	0	0-0	0
3	1	0	4	1-4	1	0	0	0-0	0
3	1	0	3	0-0	0	0	0	0-0	0
3	0	1	3	1-10	2	0	0	0-0	0
Totals	57	19	4	76	3-23	4	1	2-60	11

DETROIT LIONS OFFENSE

Qtr	Time	Player	Yards	Result
1	12:40	D.Driver	29	miss
1	14:14	C.Johnson	23	miss
1	16:05	G.Jennings	17	miss
1	17:13	J.Finley	13	miss
2	0:08	C.Johnson	21	miss
2	14:34	C.Woodson	48	miss
3	9:26	J.Hanson	39	miss
3	1:43	J.Hanson	52	miss
3	13:35	J.Hanson	49	miss
3	11:51	J.Hanson	24	miss

GREEN BAY OFFENSE

Qtr	Time	Player	Yards	Result
1	12:40	D.Driver	29	miss
1	14:14	C.Johnson	23	miss
1	16:05	G.Jennings	17	miss
1	17:13	J.Finley	13	miss
2	0:08	C.Johnson	21	miss
2	14:34	C.Woodson	48	miss
3	9:26	J.Hanson	39	miss
3	1:43	J.Hanson	52	miss
3	13:35	J.Hanson	49	miss
3	11:51	J.Hanson	24	miss

DETROIT LIONS RUSHING

Player	Att	Yds	Sk	TD
Sh.Hill	4	53	13.3	0
J.Best	12	50	4.2	0
K.Smith	3	12	4.0	0
J.Felton	1	6	6.0	0
C.Johnson	1	2	2.0	0
Total	21	123	5.9	0

DETROIT LIONS PASSING

Player	Att	Comp	Yds	Sk	TD	LG	INT	RT
Sh.Hill	54	34	331	3/23	2	25	2	77.0
Total	54	34	331	3/23	2	25	2	77.0

DETROIT LIONS RECEIVING

Player	No	Yds	AVG	LG	TD
B.Pettigrew	8	91	11.4	19	0
C.Johnson	6	86	14.3	23†	2
T.Scheffler	6	63	10.5	25	0
J.Best	5	34	6.8	15	0
K.Smith	4	22	5.5	9	0
B.Johnson	3	23	7.7	16	0
J.Felton	2	12	6.0	7	0
Total	34	331	9.7	25	2

DETROIT LIONS INTERCEPTIONS

Player	No	Yds	AVG	LG	TD
C.Houston	1	0	0.0	0	0
A.Smith	1	0	0.0	0	0
Total	2	0	0.0	0	0

DETROIT LIONS PUNTING

Player	No	Yds	AVG	NET	TB	IN20	LG
M.Harris	2	67	33.5	28.0	0	1	43
Total	2	67	33.5	28.0	0	1	43

DETROIT LIONS PUNT RETURNS

Player	No	Yds	AVG	FC	LG	TD
S.Logan	1	15	15.0	1	15	0
(out/bnds)	1	0	0.0	0	0	0
Returns	1	15	15.0	1	15	0

DETROIT LIONS KICK RETURNS

Player	No	Yds	AVG	FC	LG	TD
S.Logan	4	98	24.5	0	30	0
(f back)	1	0	0.0	0	0	0
Returns	4	98	24.5	0	30	0

DETROIT LIONS FUMBLES

Player	Fum	Lost	Rec	Yds	TD	FF	Rec	Opp	Out
J.Best	1	0	0	0	0	0	0	0	0
Sh.Hill	1	0	0	0	0	0	0	0	0
K.Smith	0	0	0	0	0	0	0	0	0
L.Ekejiuba	0	0	0	0	0	0	0	0	0
A.Palmer	0	0	0	0	0	0	0	0	0
S.Logan	0	0	0	0	0	0	0	0	0
Total	2	1	0	0	0	0	0	0	0

DETROIT LIONS OWN FUMBLES

Player	Fum	Lost	Rec	Yds	TD	FF	Rec	Opp	Out
J.Nelson	2	2	0	0	0	0	0	0	0
M.Neal	0	0	0	0	0	0	0	0	0
R.Pickett	0	0	0	0	0	0	0	0	0
Total	2	2	0	0	0	0	0	0	0



GREEN BAY PACKERS

DETROIT LIONS

GREEN BAY PACKERS

DETROIT LIONS

GREEN BAY PACKERS

DETROIT LIONS

GREEN BAY PACKERS

DETROIT LIONS

GREEN BAY PACKERS

DETROIT LIONS

GREEN BAY PACKERS

DETROIT LIONS

GREEN BAY PACKERS

DETROIT LIONS

GREEN BAY PACKERS

DETROIT LIONS

GREEN BAY PACKERS

DETROIT LIONS

WASHINGTON 16, GREEN BAY 13 (OT)

GAME 5

FedExField, Sunday, Oct. 10, 2010. Attendance: 87,760. Time: 3:35. Weather: 72° F, Humidity: 46 percent, Wind: calm

LANDOVER, Md. (AP)—There are plenty of places to point when trying to figure out why the Washington Redskins are 3-2.

There's stability provided by new quarterback Donovan McNabb. There's the turnover-producing and suddenly points-strifing defense, led by safety LaRon Landry. There's also been help from injuries to opponents' key players.

In the home locker room after Washington's 16-13 overtime victory over the Green Bay Packers on Sunday, the Redskins uniformly pointed to one significant explanation for their success so far in 2010: coach Mike Shanahan.

For the fourth time in five weeks, Washington's game came down to the final play. On Sunday, it was Graham Gano's 33-yard field goal 6:54 into the extra period that made the difference, set up by Landry's diving interception of Aaron Rodgers at Green Bay's 39-yard line.

Rodgers sustained a concussion, the Packers said after the game, and it appeared to happen on that last play for their offense. The Redskins trailed 13-3 entering the fourth quarter. They were outgained 209 yards to 24 in the first quarter. Seven of their first eight possessions ended in punts. Even once they made it 13-all on Gano's 45-yard kick with 1:07 left in regulation, the Redskins had to weather a Packers drive that ended with Mason Crosby hitting the left upright from 53 yards with 1 second left.

Under Shanahan's predecessor as head coach—Jim Zorn—and with McNabb's predecessor at starting quarterback—Jason Campbell—the Redskins went 4-12 last season.

Two of Washington's games this season have gone to overtime—including a 30-27 loss to Houston in Week 2—and two ended on passes thrown into the end zone by the opponent on the last play of regulation—including a 17-12 victory at Philadelphia last weekend.

The Packers (3-2), meanwhile, are dealing with a long list of injuries. By game's end, linebacker Clay Matthews was on the sideline, wearing a green Packers wool cap instead of a helmet, ice strapped to his injured left hamstring. Tight end Jeremiah Finley was leaning on a pair of metal crutches, keeping weight off his hurt knee.

Green Bay also had tight end Donald Lee (shoulder), defensive lineman Ryan Pickett (ankle), and safety Derrick Martin (knee) leave. The Packers stumbled on one big sequence early: Already ahead 7-0 early in the second quarter, they had second-and-goal at Washington's 1 and came away with nothing. Rodgers' fourth-down pass to tight end Andrew Quarless was broken up in the end zone.

Later, Washington's defense—a 3-4 scheme that ranks last in the NFL in yards allowed—was stuffing the Packers repeatedly. Green Bay's last seven possessions resulted in four punts, two missed field goals and Rodgers' interception.

OFFICIALS — Referee: Gene Sieratore (114); Umpire: Butch Hannah (40); Head Linesman: Jerry Bergman (91); Line Judge: Ron Marinucci (107); Field Judge: Bob Waggoner (25); Side Judge: Mike Weatherford (116); Back Judge: Dino Paganelli (105); Replay Official: Paul Weidner

STARTING LINEUPS

Green Bay Packers
Offense WR 85 G.Jennings LDE 79 R.Pickett DE 94 A.Carriger DE 96 M.Kemoatu
 LT 76 C.Clifton NT 90 B.Raji RB 64 K.Goislin RB 64 K.Goislin
 LG 73 D.Coleage LDE 71 T.Williams RDE 64 K.Goislin RB 64 K.Goislin
 C 63 S.Wells BLB 50 A.Hawk RB 64 K.Goislin RB 64 K.Goislin
 RG 71 J.Stton MLB 55 D.Bishop RB 64 K.Goislin RB 64 K.Goislin
 RT 75 B.Bulaga ROLB 59 B.Jones ILB 52 R.McIntosh RB 64 K.Goislin
 TE 88 J.Finley LCB 21 C.Woodson ROLB 98 B.Orakpo RB 64 K.Goislin
 WR 80 D.Driver RCB 38 T.Williams LCB 23 D.Hall RB 64 K.Goislin
 QB 12 A.Rodgers CB 22 P.Lee RB 22 C.Rogers RB 64 K.Goislin
 RB 32 B.Jackson SS 26 C.Eprah RB 22 C.Rogers RB 64 K.Goislin
 TE 86 D.Lee FS 36 N.Collins FS 41 K.Moore RB 64 K.Goislin

Washington Redskins
 WR 13 A.Armstrong LDE 94 A.Carriger DE 96 M.Kemoatu
 LT 71 T.Williams NT 90 B.Raji RB 64 K.Goislin RB 64 K.Goislin
 LG 78 K.Lichtensteiger RDE 64 K.Goislin RB 64 K.Goislin
 C 61 C.Rabach LDE 94 A.Carriger RB 64 K.Goislin RB 64 K.Goislin
 RG 75 A.Hicks ILB 52 R.McIntosh RB 64 K.Goislin
 RT 77 J.Brown ILB 52 R.McIntosh RB 64 K.Goislin
 TE 47 C.Cooly ROLB 98 B.Orakpo RB 64 K.Goislin
 WR 89 S.Moss LCB 23 D.Hall RB 64 K.Goislin
 QB 5 D.McNabb RCB 22 C.Rogers RB 64 K.Goislin
 RB 45 M.Seilers SS 20 L.Landry RB 64 K.Goislin
 TE 46 R.Torain FS 41 K.Moore RB 64 K.Goislin

GREEN BAY SUBSTITUTIONS — K 2 M.Crosby, P 8 T.Masthay, WR 16 B.Swain, WR 23 D.Nance, CB 24 J.Bush, CB 28 B.Underwood, S 29 D.Martin, RB 30 J.Kuhn, FB 35 K.Hall, LB 51 B.Poppinga, LB 53 M.Simpkins, LB 58 F.Zombo, LS 61 B.Goode, LG 70 T.Lang, CG 72 J.Spitz, DE 77 C.Jenkins, TE 81 A.Quarless, TE 83 T.Cabtree, WR 87 J.Nelson, WR 89 J.Jones, DE 96 M.Neal, DE 98 C.Wilson, **DID NOT PLAY** — QB 10 M.Flynn.

INACTIVES — CB 37 S.Shields, FB 45 Q.Johnson, LB 54 B.Chillar, LB 56 N.Barnett, T 66 M.Tauscher, G 67 N.McDonald, GT 74 M.Mewhouse, DE 94 J.Wynn.

FIELD GOALS (made / & missed)
 G.Gano (52) (36) 48WR 53LU (26) 51WR (45) (33)

VISITOR: Green Bay Packers
HOME: Washington Redskins

Qtr Time Play Description (Extra Point) (Drive Info)
 Packers 1 8:59 D.Lee 5 yd. pass from A.Rodgers (M.Crosby kick) (6-30, 3:18) 7 0 0
 Packers 2 0:13 M.Crosby 52 yd. Field Goal (4-1, 1:26) 10 0 3
 Redskins 2 0:13 G.Gano 26 yd. Field Goal (12-78, 3:58) 10 3 3
 Packers 3 7:34 M.Crosby 36 yd. Field Goal (9-70, 4:21) 13 10 3
 Redskins 4 11:35 A.Armstrong 48 yd. pass from D.McNabb (G.Gano kick) (2-60, 0:36) 13 13 10
 Redskins 4 1:07 G.Gano 45 yd. Field Goal (7-53, 2:51) 13 13 13
 Redskins 5 8:06 G.Gano 33 yd. Field Goal (6-24, 3:24) 13 16 16

GREEN BAY DEFENSIVE STATISTICS (official)

UT A TEL IT Sck QBH FE ER Int PD
 10 3 1 13 1-8 3 0 0 0-0 1 C.Eprah
 7 1 0 8 0-0 0 0 0-0 1 P.Lee
 5 2 0 7 0-0 0 0 0-0 1 N.Collins
 5 1 2 6 1-5-5 6 0 0 0-0 1 F.Zombo
 3 3 0 6 0-0 4 0 0 0-0 0 C.Jenkins
 3 3 2 6 5-3-5 1 0 0 0-0 0 T.Williams
 5 0 1 5 1-9 0 0 0 0-0 0 T.Lewis
 2 3 1 5 1-9 1 0 0 0-0 0 M.Neal

WASHINGTON 16, GREEN BAY 13 (OT)

Green Bay Packers
RUSHING B.Jackson 10 115 11.5 71 0
 A.Rodgers 4 30 7.5 15 0
 J.Kuhn 3 12 4.0 7 0
 Total 17 157 9.2 71 0
PASSING A.Rodgers 46 27 293 4/23 1 35 1 75.7
 Total 46 27 293 4/23 1 35 1 75.7
PASS RECEIVING B.Jackson 5 25 5.0 12 0
 J.Jones 4 65 16.3 35 0
 D.Driver 4 58 14.5 34 0
 A.Quarless 4 51 12.8 21 0
 J.Nelson 3 42 14.0 25 0
 G.Jennings 2 22 11.0 14 0
 D.Lee 2 22 11.0 17 1
 J.Kuhn 2 5 2.5 4 0
 T.Crabtree 1 3 3.0 3 0
 Total 27 293 10.9 35 1
INTERCEPTIONS T.Williams 1 64 64.0 64 0
 Total 1 64 64.0 64 0
PUNTING T.Masthay 6 284 47.3 36.2 1 1 57
 Total 6 284 47.3 36.2 1 1 57
PUNT RETURNS T.Williams 5 75 15.0 2 52 0
 (out/bnds) 1 0 0.0 0 0 0
 Returns 5 75 15.0 2 52 0
KICK RETURNS J.Nelson 2 35 17.5 0 23 0
 P.Lee 2 33 16.5 0 26 0
 M.Simpkins 1 0 0.0 0 26 0
 Returns 5 68 13.6 0 26 0
FUMBLES D.Lee 1 1 0 0 0 0 0 0 0
 Total 1 1 0 0 0 0 0 0 0

Washington Redskins
RUSHING R.Torain 16 40 2.5 8 0
 D.McNabb 4 10 2.5 5 0
 K.Williams 1 1 1.0 1 0
 Total 21 51 2.4 8 0
PASSING D.McNabb 49 26 357 5/35 1 52 1 75.0
 Total 49 26 357 5/35 1 52 1 75.0
PASS RECEIVING S.Moss 7 118 16.9 52 0
 C.Cooly 7 67 9.6 30 0
 R.Torain 4 27 6.8 11 0
 A.Armstrong 3 84 28.0 48 1
 J.Galloway 3 28 9.3 12 0
 M.Sellers 1 22 22.0 22 0
 K.Williams 1 9 9.0 9 0
 Total 26 357 13.7 52 1
INTERCEPTIONS L.Landry 1 0 0.0 0 0
 Total 1 0 0.0 0 0
PUNTING H.Smith 8 357 44.6 35.3 0 5 52
 Total 8 357 44.6 35.3 0 5 52
PUNT RETURNS B.Banks 3 47 15.7 1 30 0
 (downed) 1 0 0.0 0 0 0
 ('back) 1 0 0.0 0 0 0
 Returns 3 47 15.7 1 30 0
KICK RETURNS B.Banks 2 33 16.5 0 17 0
 C.Simpson 1 27 27.0 0 27 0
 B.Westbrook 1 6 6.0 0 6 0
 Returns 4 66 16.5 0 27 0
FUMBLES D.McNabb 1 0 0 0 0 0 0 0
 L.Landry 0 0 0 0 0 0 0 0
 K.Moore 0 0 0 0 0 0 0 0
 Total 1 0 0 0 0 0 0 0

Green Bay Packers
ATT 10 115 11.5 71 0
YDS 115 11.5 71 0
AVG 11.5 71 0
TD 0 0 0 0
Washington Redskins
ATT 16 40 2.5 8 0
YDS 40 2.5 8 0
AVG 2.5 8 0
TD 0 0 0 0

Green Bay Packers
ATT 10 115 11.5 71 0
YDS 115 11.5 71 0
AVG 11.5 71 0
TD 0 0 0 0
Washington Redskins
ATT 16 40 2.5 8 0
YDS 40 2.5 8 0
AVG 2.5 8 0
TD 0 0 0 0

Green Bay Packers
ATT 10 115 11.5 71 0
YDS 115 11.5 71 0
AVG 11.5 71 0
TD 0 0 0 0
Washington Redskins
ATT 16 40 2.5 8 0
YDS 40 2.5 8 0
AVG 2.5 8 0
TD 0 0 0 0

Green Bay Packers
ATT 10 115 11.5 71 0
YDS 115 11.5 71 0
AVG 11.5 71 0
TD 0 0 0 0
Washington Redskins
ATT 16 40 2.5 8 0
YDS 40 2.5 8 0
AVG 2.5 8 0
TD 0 0 0 0

Green Bay Packers
ATT 10 115 11.5 71 0
YDS 115 11.5 71 0
AVG 11.5 71 0
TD 0 0 0 0
Washington Redskins
ATT 16 40 2.5 8 0
YDS 40 2.5 8 0
AVG 2.5 8 0
TD 0 0 0 0

Green Bay Packers
ATT 10 115 11.5 71 0
YDS 115 11.5 71 0
AVG 11.5 71 0
TD 0 0 0 0
Washington Redskins
ATT 16 40 2.5 8 0
YDS 40 2.5 8 0
AVG 2.5 8 0
TD 0 0 0 0

Green Bay Packers
ATT 10 115 11.5 71 0
YDS 115 11.5 71 0
AVG 11.5 71 0
TD 0 0 0 0
Washington Redskins
ATT 16 40 2.5 8 0
YDS 40 2.5 8 0
AVG 2.5 8 0
TD 0 0 0 0

Green Bay Packers
ATT 10 115 11.5 71 0
YDS 115 11.5 71 0
AVG 11.5 71 0
TD 0 0 0 0
Washington Redskins
ATT 16 40 2.5 8 0
YDS 40 2.5 8 0
AVG 2.5 8 0
TD 0 0 0 0

Green Bay Packers
ATT 10 115 11.5 71 0
YDS 115 11.5 71 0
AVG 11.5 71 0
TD 0 0 0 0
Washington Redskins
ATT 16 40 2.5 8 0
YDS 40 2.5 8 0
AVG 2.5 8 0
TD 0 0 0 0

Green Bay Packers
ATT 10 115 11.5 71 0
YDS 115 11.5 71 0
AVG 11.5 71 0
TD 0 0 0 0
Washington Redskins
ATT 16 40 2.5 8 0
YDS 40 2.5 8 0
AVG 2.5 8 0
TD 0 0 0 0

Green Bay Packers
ATT 10 115 11.5 71 0
YDS 115 11.5 71 0
AVG 11.5 71 0
TD 0 0 0 0
Washington Redskins
ATT 16 40 2.5 8 0
YDS 40 2.5 8 0
AVG 2.5 8 0
TD 0 0 0 0

Green Bay Packers
ATT 10 115 11.5 71 0
YDS 115 11.5 71 0
AVG 11.5 71 0
TD 0 0 0 0
Washington Redskins
ATT 16 40 2.5 8 0
YDS 40 2.5 8 0
AVG 2.5 8 0
TD 0 0 0 0

Green Bay Packers
ATT 10 115 11.5 71 0
YDS 115 11.5 71 0
AVG 11.5 71 0
TD 0 0 0 0
Washington Redskins
ATT 16 40 2.5 8 0
YDS 40 2.5 8 0
AVG 2.5 8 0
TD 0 0 0 0

Team	Qtr	Time	Play Description (Extra Point)	Drive Info	Score	OT	Total
Packers	1	8:59	D.Lee 5 yd. pass from A.Rodgers (M.Crosby kick)	(6-30, 3:18)	7	0	7
Packers	2	0:13	M.Crosby 52 yd. Field Goal	(4-1, 1:26)	10	0	10
Redskins	2	0:13	G.Gano 26 yd. Field Goal	(12-78, 3:58)	10	3	13
Packers	3	7:34	M.Crosby 36 yd. Field Goal	(9-70, 4:21)	13	10	23
Redskins	4	11:35	A.Armstrong 48 yd. pass from D.McNabb (G.Gano kick)	(2-60, 0:36)	13	13	26
Redskins	4	1:07	G.Gano 45 yd. Field Goal	(7-53, 2:51)	13	13	26
Redskins	5	8:06	G.Gano 33 yd. Field Goal	(6-24, 3:24)	13	16	26

Team	Qtr	Time	Play Description (Extra Point)	Drive Info	Score	OT	Total
Redskins	1	8:59	D.Lee 5 yd. pass from A.Rodgers (M.Crosby kick)	(6-30, 3:18)	7	0	7
Redskins	2	0:13	M.Crosby 52 yd. Field Goal	(4-1, 1:26)	10	0	10
Redskins	2	0:13	G.Gano 26 yd. Field Goal	(12-78, 3:58)	10	3	13
Redskins	3	7:34	M.Crosby 36 yd. Field Goal	(9-70, 4:21)	13	10	23
Redskins	4	11:35	A.Armstrong 48 yd. pass from D.McNabb (G.Gano kick)	(2-60, 0:36)	13	13	26
Redskins	4	1:07	G.Gano 45 yd. Field Goal	(7-53, 2:51)	13	13	26
Redskins	5	8:06	G.Gano 33 yd. Field Goal	(6-24, 3:24)	13	16	26

Team	Qtr	Time	Play Description (Extra Point)	Drive Info	Score	OT	Total
Redskins	1	8:59	D.Lee 5 yd. pass from A.Rodgers (M.Crosby kick)	(6-30, 3:18)	7	0	7
Redskins	2	0:13	M.Crosby 52 yd. Field Goal	(4-1, 1:26)	10	0	10
Redskins	2	0:13	G.Gano 26 yd. Field Goal	(12-78, 3:58)	10	3	13
Redskins	3	7:34	M.Crosby 36 yd. Field Goal	(9-70, 4:21)	13	10	23
Redskins	4	11:35	A.Armstrong 48 yd. pass from D.McNabb (G.Gano kick)	(2-60, 0:36)	13	13	26
Redskins	4	1:07	G.Gano 45 yd. Field Goal	(7-53, 2:51)	13	13	26
Redskins	5	8:06	G.Gano 33 yd. Field Goal	(6-24, 3:24)	13	16	26

MIAMI 23, GREEN BAY 20 (OT)

Lambeau Field, Sunday, Oct. 17, 2010. Attendance: 70,815. Time: 3:14. Weather: 57° F. Humidity: 45 percent. Wind: W 11 mph. GAME 6

GREEN BAY, Wis. (AP)—The Miami Dolphins have found a key to being effective: pound the ball, keep every game close and play as far away from Sun Life Stadium as possible.

There's no South Beach-like distractions in Green Bay, and the blue collar style the Dolphins play fits this colder climate than Florida's tropical temperatures.

With wins in Minnesota and Buffalo, Miami rules the Rust Belt.

The Dolphins are 3-0 on the road this season, and 0-2 at home. Miami needed to grind out another game using three field goals—including the 44-yard game winner—by Dan Carpenter and a perfect TD screen by developing quarterback Chad Henne to topple what had been considered one of the NFL's elite teams before injuries set in.

Green Bay (3-3) is a mess now after consecutive overtime losses.

The Packers can take solace in being just a game back in the NFC North chase despite injuries to eight starters, including five on defense. There's also the Lambeau Field showdown looming with Brett Favre and the Minnesota Vikings on Sunday night.

Henne's nifty 22-yard TD pass to Anthony Fasano gave Miami a 20-13 lead with 5:20 left, and Fasano ran untouched to the end zone with Long bowling over the last would-be tackler as Henne laid flat on his back.

Rodgers, who was sacked five times including three by Cameron Wake, tied it with a 1-yard TD on fourth-and-goal with 13 seconds to go, but the Dolphins had one more answer in overtime.

After the teams' exchanged punts with the Dolphins getting the better end of that deal and taking over at their own 48, Miami went to Ricky Williams and Ronnie Brown, who pounded the ball down to the Packers 26 before Carpenter hit the game winner on third down.

With so many injuries, Green Bay failed to get much pressure on Henne. Linebacker Clay Matthews, who has 8 1/2 sacks, was out with a left hamstring injury and Nick Barnett (wrist) went on the injured reserve on Friday.

Henne, with all the time he needed, finished 23 of 39 for 231 yards with two touchdowns and one interception. Top receiver Brandon Marshall made 10 catches for 127 yards and just missed a 25-yard TD grab late in the first half. He said the win was all the more impressive because he believed the Dolphins left 21 points on the field.

OFFICIALS — Referee: Ed Hochuli (65); Umpire: Chad Brown (31); Head Linesman: Mark Hittner (28); Line Judge: Thomas Symonette (100); Field Judge: Craig Wroblestad (4); Side Judge: Ronald Torbert (62); Back Judge: Don Carey (126); Replay Official: Tom Sifferman

STARTING LINEUPS

Miami Dolphins		Green Bay Packers	
Offense	Defense	Offense	Defense
WR 19 B.Marshall	LE 70 K.Langford	WR 85 G.Jennings	LDE 98 C.Wilson
LT 77 J.Long	NT 78 T.McDaniel	LT 76 C.Chilton	NT 90 B.Raji
LG 68 R.Incognito	RE 94 R.Starks	LG 73 D.Colledge	ROE 77 C.Jenkins
C 67 J.Berger	CB 55 K.Misti	C 63 S.Swells	LOLB 51 B.Poppinga
RG 79 P.McQuistan	ILB 52 C.Crowder	RG 71 J.Sitton	BLB 50 A.Hawk
RT 72 V.Carey	ILB 58 K.Dansby	RT 75 B.Bulaga	MLB 55 D.Bishop
TE 80 A.Fasano	WLB 91 C.Wake	WR 87 J.Nelson	ROLB 59 B.Jones
WR 82 B.Hartline	LCB 21 V.Davis	WR 80 D.Driver	LCB 21 C.Woodson
QB 7 C.Henne	RCB 32 J.Allen	QB 12 A.Rodgers	RCB 28 T.Williams
RB 23 R.Brown	SS 37 Y.Bell	RB 32 B.Jackson	SS 26 C.Peprah
FB 36 L.Polite	FS 30 C.Clemons	FB 35 K.Hall	FS 36 N.Collins

GREEN BAY SUBSTITUTIONS — K 2 M.Crosby, P 8 T.Mashay, WR 16 B.Svain, CB 22 P.Lee, RB 23 D.Nance, CB 24 J.Bush, CB 28 B.Underwood, RB 30 J.Kuhn, CB 37 S.Shields, FB 45 Q.Johnson, LB 49 R.Francois, LB 53 M.Simpkins, LB 58 F.Zombo, LB 61 B.Goode, TG 70 T.Lang, C/G 72 J.Spitz, TE 81 A.Quarless, TE 83 T.Crabtree, TE 86 D.Lee, WR 89 J.Jones, DE 94 J.Wynn, DE 99 M.Montgomery. **DID NOT PLAY** — QB 10 M.Flynn.

INACTIVES — LB 52 C.Matthews, LB 54 B.Chilliar, T 65 M.Tauscher, G 67 N.McDonald, G/T 74 M.Newhouse, DE 71 R.Pickett, TE 88 J.Friely, DE 96 M.Mead.

FIELD GOALS (made / & missed)

Qtr	Time	Play Description (Extra Point) (Drive Info)	Visitor	Home
1	11:58	M.Crosby 46 yd. Field Goal (7:46, 3:02)	0	3
1	6:52	D.Bess 2 yd. pass from C.Henne (D.Carpenter kick) (11-74, 5:06)	7	3
1	1:03	G.Jennings 86 yd. pass from A.Rodgers (M.Crosby kick) (1-86, 0:14)	7	10
2	0:20	D.Carpenter 53 yd. Field Goal (14-53, 3:29)	10	10
3	7:42	D.Carpenter 41 yd. Field Goal (12-59, 7:18)	13	13
4	5:20	A.Fasano 22 yd. pass from C.Henne (D.Carpenter kick) (7-51, 2:48)	20	13
4	0:13	A.Rodgers 1 yd. run (M.Crosby kick) (12-69, 5:07)	20	20
5	9:01	D.Carpenter 44 yd. Field Goal (7-26, 3:45)	23	20

GREEN BAY DEFENSIVE STATISTICS (official)

UT	A	TFL	IT	Sck	QBH	FF	FR	Int	PD
10	6	16	0-0	0	0	0	0	0	0
7	9	0	16	0	0	0	0	0	0
7	1	0	11	0-0	0	0	0	0	0
7	1	0	11	0-0	0	0	0	0	0
6	2	0	8	0-0	0	0	0	0	0
7	0	1	7	0-0	0	0	0	0	0
4	3	0	7	0-0	0	0	0	0	0
5	1	0	6	0-0	0	0	0	0	2
Totals	68	34	3	102	0	0	2	0	1-0

Miami Dolphins						Green Bay Packers					
RUSHING	ATT	YDS	AVG	LG	TD	RUSHING	ATT	YDS	AVG	LG	TD
R.Brown	19	73	3.8	12	0	B.Jackson	12	53	4.4	14	0
R.Williams	13	64	4.9	9	0	A.Rodgers	4	14	3.5	8	1
C.Henne	2	9	4.5	10	0	J.Kuhn	5	9	1.8	5	0
L.Polite	4	7	1.8	4	0	Total	21	76	3.6	14	1
B.Hartline	1	-3	-3.0	03	0						
Total	39	150	3.8	12	0						

PASSING	ATT	CMP	YDS	SK/YD	TD	LG	IN	RT
C.Henne	23	23	231	0.0	2	23	1	82.3
Total	39	23	231	0.0	2	23	1	82.3

PASS RECEIVING	NO	YDS	AVG	LG	TD
B.Marshall	10	127	12.7	23	0
D.Bess	5	37	7.4	10	1
B.Hartline	4	44	11.0	19	0
A.Fasano	1	22	22.0	22	1
R.Brown	1	2	2.0	2	0
L.Polite	1	0	0-0	0	0
R.Williams	1	-1	-1.0	-1	0
Total	23	231	10.0	23	2

INTERCEPTIONS	NO	YDS	AVG	LG	TD
J.Allen	1	0	0.0	0	0
Total	1	0	0.0	0	0

PUNTING	NO	YDS	AVG	NET	TB	IN20	LG
B.Fields	4	167	41.8	40.0	0	1	50
Total	4	167	41.8	40.0	0	1	50

PUNT RETURNS	NO	YDS	AVG	FC	LG	TD
D.Bess	2	23	11.5	1	12	0
(out/bnds)	2	0	0.0	0	0	0
Returns	2	23	11.5	1	12	0

KICK RETURNS	NO	YDS	AVG	FC	LG	TD
N.Carroll	5	130	26.0	0	37	0
L.Polite	1	10	10.0	0	10	0
Returns	6	140	23.3	0	37	0

FUMBLES	Fum	Lost	Rec	Yds	TD	FF	Rec	Yds	TDBds
T.Williams	1	0	1	0	0	0	0	0	0
Total	1	0	1	0	0	0	0	0	0

TOTAL FIRST DOWNS						TOTAL SECOND DOWNS						TOTAL THIRD DOWNS						TOTAL FOURTH DOWNS					
By Rushing	8	26	3.3	16	16	By Rushing	8	26	3.3	16	16	By Rushing	8	26	3.3	16	16	By Rushing	8	26	3.3	16	16
By Penalty	3	15	5.0	12	12	By Penalty	3	15	5.0	12	12	By Penalty	3	15	5.0	12	12	By Penalty	3	15	5.0	12	12
Total	11	41	3.7	28	28	Total	6	41	6.8	28	28	Total	6	41	6.8	28	28	Total	6	41	6.8	28	28

NET YARDS RUSHING						NET YARDS PASSING						NET YARDS PUNTING					
Total Rushing Plays	39	150	3.8	12	0	Total Rushing Plays	39	150	3.8	12	0	Total Rushing Plays	39	150	3.8	12	0
Average gain per rushing play	3.8					Average gain per rushing play	3.8					Average gain per rushing play	3.8				
Tackles for a loss-number and yards	2-8					Tackles for a loss-number and yards	2-8					Tackles for a loss-number and yards	2-8				
Times thrown - yards lost att. to pass	0-0					Times thrown - yards lost att. to pass	0-0					Times thrown - yards lost att. to pass	0-0				

NET YARDS PUNTING						NET YARDS KICKING						NET YARDS RETURNING					
Total Punting Plays	4	167	41.8	40.0	0	Total Punting Plays	4	167	41.8	40.0	0	Total Punting Plays	4	167	41.8	40.0	0
Average gain per punting play	41.8					Average gain per punting play	41.8					Average gain per punting play	41.8				
Blocked	0					Blocked	0					Blocked	0				

GREEN BAY, Wis. (AP)—Brett Favre spent what seemed to be an eternity sitting at his locker, head in hands, searching for something before approaching the podium. He limped to the microphone, finally beaten by his former team for the first time.

In the waning moments trailing by four, it looked as though Favre would accomplish what he'd done so many times before in a Green Bay Packers uniform by leading an improbable comeback as he limped down the field.

He threw an apparent touchdown pass to Percy Harvin with 48 seconds left, and the 41-year-old quarterback—in his 291st consecutive start—jumped into the arms of backup tight end Jeff Dugan and got a huge hug from Tarvarius Jackson.

But officials reviewed a would-be Vikings touchdown for the third time in the game, and the call was again reversed by the officiating crew. On fourth-and-15 at the 20, Favre threw incomplete trying to find Randy Moss in the back of the end zone, giving the Packers (4-3) their first win over Favre in their third try. Green Bay is tied with Chicago for the NFC North lead. Minnesota (2-4) is 1 1/2 games back in third.

Favre, who finished 16 of 29 for 212 yards with a touchdown and three interceptions, hurt his surgically repaired left ankle early in the second half when Brad Jones pulled him down during his first pick. But a more costly one came when Desmond Bishop returned an ill-advised pass 32 yards for a touchdown to give the Packers a 28-17 lead midway through the third quarter while Harvin stood wide open on the other side of the field. Vikings coach Brad Childress was upset at Favre's turnovers, but even angrier at the officiating crew's overturned call that wiped out what would've been a 17-yard TD catch by Visanthe Shiancoe near the end of the first half. Childress believed Shiancoe had made the catch, even though the ball appeared to touch the ground.

While Minnesota had points taken off the board in the first half, Rodgers also struggled with early mistakes. He was 21 of 34 for 295 yards and two touchdowns, but threw two first-half interceptions in Vikings territory.

His streak of 173 attempts without an interception in the red zone to begin his career ended when Jared Allen jumped in front of a screen. Rodgers rebounded to throw TD passes to rookie Andrew Quarless and Greg Jennings that gave the Packers a 21-17 lead they wouldn't relinquish.

OFFICIALS — Referee: Scott Green (19); Umpire: Bruce Sritesky (102); Head Linesman: Tom Stabile (24); Line Judge: Tom Barnes (55); Field Judge: Dyrrol Proleaux (109); Side Judge: Larry Rose (128); Back Judge: Scott Helverson (93); Replay Official: Carl Madsen

STARTING LINEUPS

Minnesota Vikings		Green Bay Packers	
Offense	Defense	Offense	Defense
WR 84 R.Moss	LE 91 R.Edwards	WR 85 G.Jennings	LDE 79 R.Pickett
LT 74 B.McKinnie	NT 94 P.Williams	LT 76 C.Clifton	NT 90 B.Raji
LG 76 S.Hutchinson	OT 93 K.Williams	LG 73 D.Collidge	LOLB 52 C.Matthews
C 65 J.Sullivan	RE 66 J.Allen	C 63 S.Wells	BLB 50 A.Hawk
RG 64 A.Herrera	SLB 52 C.Greenway	RG 71 J.Siton	MLB 55 D.Bishop
RT 71 P.Loadholt	MLB 56 E.Henderson	RT 75 B.Buaga	ROLB 59 B.Jones
WR 12 P.Harvin	WLB 21 L.Lauber	TE 86 D.Lee	LOB 21 C.Woodson
WR 17 G.Gewis	LOB 26 A.Winfield	WR 80 D.Driver	RCB 38 T.Williams
QB 4 B.Favre	RCB 21 A.Allen	WR 82 J.Adams	CB 37 S.Shields
HB 28 A.Peterson	SS 25 T.Johnson	RB 32 B.Jackson	SS 26 C.Peprah
FB 38 N.Tahi	FS 20 M.Williams	FB 35 K.Hall	FS 36 N.Collins

GREEN_BAY SUBSTITUTIONS — K 2 M.Crosby, P 8 T.Masthay, P 8 T.Masthay, OB 10 M.Flynn, WR 16 B.Swain, CB 22 P.Lee, RB 23 D.Nance, CB/S 24 J.Blush, S 27 A.Smith, CB 28 B.Underwood, RB 30 J.Kuhn, LB 49 R.Francois, LB 54 B.Chillar, LB 58 F.Zombo, LB 61 B.Goodie, TG 70 T.Lang, C/G 72 J.Spriz, TE 83 T.Crabtree, WR 89 J.Nelson, WR 89 J.Wynn, DE 94 J.Wynn, DE 98 C.Wilson, **DIDNOT PLAY** — DE 77 C.Jenkins, **INACTIVES** — FB 45 Q.Johnson, LB 51 B.Poppinga, LB 53 M.Simpkins, T 65 M.Tauscher, G 67 M.McDonald, G/T 74 M.Newhouse, DE 96 M.Neal, DE 99 M.Montgomery.

FIELD GOALS (made & missed)

Qtr	Time	Play Description (Extra Point) (Drive Info)	1	2	3	4	OI	Total
VISITOR:	Minnesota Vikings		1	2	3	4	0	24
HOME:	Green Bay Packers		7	10	7	0	-	28
Team			7	7	14	0	-	28
Packers	1 5:07	B.Jackson 1 yd. run (M.Crosby kick) (4-76, 2:28)						7
Vikings	1 1:11	P.Harvin 17 yd. run (R.Longwell kick) (7-44, 3:56)						7
Packers	2 14:53	A.Quarless 9 yd. pass from A.Rodgers (M.Crosby kick) (5-79, 1:18)						7
Vikings	2 10:16	R.Longwell 28 yd. Field Goal (8-53, 3:09)						14
Packers	3 8:44	G.Jennings 14 yd. pass from A.Rodgers (M.Crosby kick) (6-41, 3:00)						14
Packers	3 7:45	D.Bishop 32 yd. interception return (M.Crosby kick)						17
Vikings	3 4:12	R.Moss 4 yd. pass from B.Favre (R.Longwell kick) (6-58, 3:33)						21

GREEN BAY DEFENSIVE STATISTICS (official)

UT	A	TFL	IT	Sck	QBH	FF	FR	Int	PD
A.Hawk	10	3	0	13	0-0	0	0	1-21	1
D.Bishop	6	5	0	11	0-0	0	0	1-321	1
B.Jones	6	4	0	10	0-0	1	0	0-0	0
N.Collins	8	1	0	9	0-0	0	0	1-3	2
C.Woodson	6	3	1	9	0-0	0	0	0-0	0
C.Wilson	5	4	0	9	0-0	1	0	0-0	0
C.Peprah	7	1	1	8	0-0	0	0	0-0	1
C.Matthews	1	5	0	6	0-0	2	0	0-0	0
Totals	59	34	2	93	1-6	5	0	3-56	6

Minnesota Vikings

RUSHING	ATT	YDS	AVG	LG	TD			
A.Peterson	28	131	4.7	17	1			
P.Harvin	3	41	13.7	17	1			
T.Gerhart	5	24	4.8	11	0			
Total	36	196	5.4	17	2			
PASSING	ATT	COMP	YDS	SK/YD	TD	LG	INT	RT
B.Favre	29	16	212	1/6	1	37	3	50.4
Total	29	16	212	1/6	1	37	3	50.4
PASS RECEIVING	NO	YDS	AVG	LG	TD			
P.Harvin	5	65	13.0	37	0			
R.Moss	3	30	10.0	13	1			
V.Shiancoe	3	30	10.0	14	0			
A.Peterson	2	41	20.5	26	0			
B.Berrian	1	30	30.0	30	0			
J.Kleinssasser	1	10	10.0	10	0			
T.Gerhart	1	6	6.0	6	0			
Total	16	212	13.3	37	1			
INTERCEPTIONS	NO	YDS	AVG	LG	TD			
J.Allen	1	4	4.0	4	0			
M.Williams	1	0	0.0	0	0			
Total	2	4	2.0	4	0			
PUNTING	NO	YDS	AVG	NET	TB	IN20	LG	
C.Kluew	2	100	50.0	45.0	0	0	50	
Total	2	100	50.0	45.0	0	0	50	
PUNT RETURNS	NO	YDS	AVG	FC	LG	TD		
G.Camarillo	1	13	13.0	1	13	0		
Returns	1	13	13.0	1	13	0		
KICK RETURNS	NO	YDS	AVG	FC	LG	TD		
P.Harvin	3	81	27.0	0	48	0		
J.Brinkley	1	2	2.0	0	2	0		
J.Kennedy	1	0	0.0	0	0	0		
Returns	5	83	16.6	0	48	0		
FUMBLES	FumLost	Rec	Yds	TD	FF	Rec	Yds	TDBds
J.Kennedy	1	0	0	0	0	0	0	0
J.Kleinssasser	0	1	0	0	0	0	0	0
C.Greenway	0	0	0	0	1	0	0	0
Total	1	0	1	0	0	1	0	0

RUSHING	ATT	YDS	AVG	LG	TD			
B.Jackson	13	58	4.5	14	1			
A.Rodgers	3	14	4.7	11	0			
J.Kuhn	7	12	1.7	4	0			
Total	23	84	3.7	14	1			
PASSING	ATT	COMP	YDS	SK/YD	TD	LG	INT	RT
A.Rodgers	34	21	295	0/0	2	45	2	84.8
M.Flynn	1	0	0/0	0	0	0	0	39.6
Total	35	21	295	0/0	2	45	2	84.8
PASS RECEIVING	NO	YDS	AVG	LG	TD			
G.Jennings	6	74	12.3	24	1			
J.Jones	4	107	26.8	45	0			
J.Nelson	4	25	6.3	8	0			
B.Jackson	3	46	15.3	36	0			
D.Lee	2	27	13.5	16	0			
A.Quarless	2	16	8.0	9	1			
Total	21	295	14.0	45	2			
INTERCEPTIONS	NO	YDS	AVG	LG	TD			
D.Bishop	1	32	32.0	32	1			
A.Hawk	1	21	21.0	21	0			
N.Collins	1	3	3.0	3	0			
Total	3	56	18.7	32	1			
PUNTING	NO	YDS	AVG	NET	TB	IN20	LG	
T.Masthay	2	90	45.0	38.5	0	1	51	
Total	2	90	45.0	38.5	0	1	51	
PUNT RETURNS	NO	YDS	AVG	FC	LG	TD		
T.Williams	2	10	5.0	0	9	0		
Returns	2	10	5.0	0	9	0		
KICK RETURNS	NO	YDS	AVG	FC	LG	TD		
P.Lee	5	104	20.8	0	30	0		
Returns	5	104	20.8	0	30	0		
FUMBLES	FumLost	Rec	Yds	TD	FF	Rec	Yds	TDBds
B.Jackson	1	0	1	0	0	0	0	0
Total	1	0	1	0	0	0	0	0

FGS - PATs had blocked	Net Punting Average	TOTAL RETURN YARDS (not inc. kickoffs)	No. and Yards Punt Returns	No. and Yards Kickoff Returns	No. and Yards Interception Returns	PENALTIES Number and Yards	FUMBLES Number and Lost	TOUCHDOWNS	Rushing	Passing	Interceptions	EXTRA POINTS Made-Attempts	Kicking Made-Attempts	FIELD GOALS Made-Attempts	RED-ZONE EFFICIENCY	GOAL-TO-GO EFFICIENCY	SAFETIES	FINAL SCORE	TIME OF POSSESSION
0-0	45.0	38.5	1-13	5-83	2-4	6-40	3	4	2	1	0	3-3	4-4	0-0	3-560%	1-1-100%	1-1-100%	28	28:56

TOTAL FIRST DOWNS	By Rushing	By Penalty	THIRD-DOWN EFFICIENCY	FOURTH-DOWN EFFICIENCY	TOTAL NET YARDS	Total Offensive Plays	Average gain per offensive play	NET YARDS RUSHING	Total Rushing Plays	Average gain per rushing play	Tackles for a loss-number and yards	NET YARDS PASSING	Times thrown - yards lost att. to pass	Gross yards passing	PASS ATT-COMP-INT	Avg gain per pass play	KICKOFFS Number-In EZ-Touchbacks	PUNTS Number and Average	Had Blocked
21	11	9	6-14-43%	2-3-67%	402	66	6.1	196	36	5.4	2-4	206	1-6	295	29-16-3	6.9	5-0-0	2-45.0	0

TOTAL RETURN YARDS (not inc. kickoffs)	No. and Yards Punt Returns	No. and Yards Kickoff Returns	No. and Yards Interception Returns	FUMBLES Number and Lost	TOUCHDOWNS	Rushing	Passing	Interceptions	EXTRA POINTS Made-Attempts	Kicking Made-Attempts	FIELD GOALS Made-Attempts	RED-ZONE EFFICIENCY	GOAL-TO-GO EFFICIENCY	SAFETIES	FINAL SCORE	TIME OF POSSESSION
38.5	1-13	5-83	2-4	3	4	2	1	0	3-3	4-4	0-0	3-560%	1-1-100%	1-1-100%	28	28:56

The New Meadowlands Stadium, Sunday, Oct. 31, 2010. Attendance: 78,484. Time: 3:09. Weather: 57° F. Humidity: 41 percent. Wind: NW 15-22 mph

EAST RUTHERFORD, N.J. (AP)—It appeared Rex Ryan might have been on to something with all that Super Bowl talk. The New York Jets came in tied for the NFL's best record, had a five-game winning streak and were fresh off a bye week. Mason Crosby kicked three field goals for Green Bay, and that was all the Packers needed as they held the Jets off the scoreboard for a 9-0 victory Sunday.

Sure, it's only one game, but for a team with dreams of a championship parade, this was a stunner. Not so much that the Jets (5-2) lost to a good, but banged-up Packers (5-3) team. It was the way it went down that was disturbing. Mark Sanchez and the Jets' offense couldn't get much of anything going with some costly misfires and drops on a windy day, along with a couple of questionable calls by officials. Nick Folk missed a field goal, and punter Steve Weatherford failed to convert a fake on fourth-and-18 early in the game on a call overturned by a video replay.

Seven penalties and three turnovers didn't help the Jets, who were shut out for the first time since a 10-0 loss to Chicago on Nov. 19, 2006, at home. The Jets had a nice drive end in the fourth quarter when Dustin Keller caught a pass, rolled and then had the ball grabbed out of his hands by Charles Woodson. The Packers cornerback jogged into the end zone while several players on both teams looked around bewildered. Woodson was ruled down by contact at the Packers' 43.

Replays showed it likely should not have been an interception, but New York was out of challenges after using both in the first half. The Packers capitalized on the turnover as Crosby gave them a 6-0 lead with a 41-yard field goal with 6:36 remaining. The Jets had another promising drive short-circuited in the second quarter when Tramon Williams ripped the ball out of Jerricho Cotchery's hands for an interception while the two were on the ground. The play was challenged by Ryan, but upheld by replay review.

Even with all that, New York still had a chance to win in the closing minutes. After turning the ball over on downs, the Jets held the Packers to a three-and-out and tried to finally get into the end zone trailing 6-0 with less than 4 minutes left.

Following a 5-yard run by LaDainian Tomlinson, Cotchery couldn't hold onto a long pass from Sanchez, who was sacked on the next play by Clay Matthews. Sanchez then threw incomplete to Braylon Edwards, and the Packers took over.

Crosby sealed it with a 40-yard field goal with 27 seconds left. Rodgers, whom coach Mike McCarthy said sprained an ankle during the game, finished 15-of-34 for 170 yards. Sanchez was 16-of-38 for 256 yards and two interceptions and had at least four passes dropped by receivers.

Despite missing several starters and losing wide receiver Donald Driver, who reaggravated a quadriceps injury in the first half, the Packers hung in against the Jets' tough defense.

OFFICIALS — Referee: Jeff Triplett (42); Umpire: Jeff Rice (44); Head Linesman: Wayne Mackie (106); Line Judge: Jeff Bergman (32); Field Judge: Scott Steenson (88); Side Judge: David Wyatt (16); Back Judge: Steve Freeman (133); Replay Official: Bob Boylston

STARTING LINEUPS

Green Bay Packers		New York Jets	
Offense	Defense	Offense	Defense
WR 85 G.Jennings	DE 98 C.Wilson	WR 10 S.Holmes	WR 92 S.Ellis
LT 76 C.Clifton	NT 90 B.Raji	LT 60 D.Ferguson	NT 91 S.Pouha
LG 73 D.Colegate	RDE 77 C.Jenkins	LG 68 M.Stauson	T 70 M.Devito
C 63 S.Weils	LOLB 52 C.Matthews	C 74 M.Mangold	OLB 58 B.Thomas
RG 71 J.Sitton	MLB 50 A.Hawk	RG 65 B.Moore	WILL 57 B.Scott
RT 75 B.Bulaga	MLB 55 D.Bishop	RT 67 D.Woody	MIKE 52 D.Harris
TE 86 D.Lee	ROLB 58 F.Zombo	TE 81 D.Keller	OLB 97 C.Pace
WR 80 D.Driver	LCB 21 C.Woodson	WR 17 B.Edwards	CB 24 D.Revis
QB 12 A.Rodgers	RCB 38 T.Williams	QB 6 M.Sanchez	CB 31 A.Cromartie
RB 32 B.Jackson	SS 26 C.Peprah	FB 49 T.Richardson	S 36 J.Leonhard
FB 35 K.Hall	FS 36 N.Collins	RB 21 L.Tomlinson	S 22 B.Pool

GREEN BAY SUBSTITUTIONS — K2 M.Crosby, P 8 T.Masthay, WR 16 B.Swain, RB 22 P.Lee, CB/S 24 J.Bush, S 27 A.Smith, RB 30 J.Kuhn, CB 37 S.Shields, LB 49 R.Francois, LB 54 B.Chillar, LB 57 M.Wilhelm, LS 61 B.Goode, T/G 70 T.Lang, C/G 72 J.Spitz, TE 81 A.Quarless, TE 83 T.Crabtree, WR 87 J.Nelson, WR 89 J.Jones, LB 93 E.Walden, DE 94 J.Wynn, DT 95 H.Green, DE 99 M.Montgomery, **DID NOT PLAY** — QB 10 M.Flynn, **INACTIVES** — RB 23 D.Nance, CB 28 B.Underwood, FB 45 Q.Johnson, LB 47 D.Briggs, T 65 M.Tauscher, G 67 N.McDonald, G/T 74 M.Newhouse, DE/NT 79 R.Pickett.

FIELD GOALS (made / & missed)

M.Crosby	(20) 45W/L (41) (40)	N.Folk	37W/R
----------	----------------------	--------	-------

VISITOR: Green Bay Packers
HOME: New York Jets

Team	Qtr	Time	Play Description (Extra Point) (Drive Info)	Visitor	Home
Packers	1	4:41	M.Crosby 20 yd. Field Goal (5-34, 1:51)	3	0
Packers	4	6:36	M.Crosby 41 yd. Field Goal (8-34, 3:58)	6	0
Packers	4	0:27	M.Crosby 40 yd. Field Goal (4-1, 2:03)	9	0

GREEN BAY DEFENSIVE STATISTICS (official)

UT	A	TEL	TT	Sck	QBH	FF	FR	Int	PD
D.Bishop	12	1	0	13	0	0	0	0	0
A.Hawk	5	4	0	9	0	0	0	0	0
F.Zombo	5	4	0	9	0	0	0	0	0
C.Peprah	5	0	0	5	0	0	0	0	0
T.Williams	5	0	0	5	0	0	0	0	0
C.Matthews	4	1	1	5	1	3	0	0	0
N.Collins	4	0	0	4	0	0	0	0	0
C.Woodson	3	1	0	4	0	0	0	1	2

Green Bay Packers

RUSHING	ATT	YDS	AVG	LG	TD
B.Jackson	15	55	3.7	27	0
J.Kuhn	8	21	2.6	6	0
A.Rodgers	3	5	1.7	5	0
Total	26	81	3.1	27	0

PASSING

ATT	CMP	YDS	SK/YD	TD	LG	IN	RT
A.Rodgers	34	15	170	2/14	0	30	0
Total	34	15	170	2/14	0	30	0

PASS RECEIVING

NO	YDS	AVG	LG	TD
G.Jennings	6	81	13.5	0
J.Nelson	5	55	11.0	0
B.Jackson	2	17	8.5	0
B.Swain	1	12	12.0	0
D.Lee	1	5	5.0	0
Total	15	170	11.3	0

INTERCEPTIONS

NO	YDS	AVG	LG	TD
T.Williams	1	0	0.0	0
C.Woodson	1	0	0.0	0
Total	2	0	0.0	0

PUNTING

NO	YDS	AVG	NET	TB	IN20	LG
T.Masthay	8	352	44.0	41.5	1	55
Total	8	352	44.0	41.5	1	55

PUNT RETURNS

NO	YDS	AVG	FC	LG	TD	
T.Williams	0	0	0.0	3	0	
(downed)	1	0	0.0	0	0	
(out/bnds)	1	0	0.0	0	0	
Returns	0	0	0.0	3	0	
KICK RETURNS	NO	YDS	AVG	FC	LG	TD
J.Nelson	1	5	5.0	0	5	0
Returns	1	5	5.0	0	5	0

FUMBLES

Fum	Lost	Rec	Yds	TD	FF	Rec	Yds	TDBds
T.Williams	0	0	0	0	1	5	0	0
F.Zombo	0	0	0	0	1	0	0	0
Total	0	0	0	0	2	1	5	0

New York Jets

RUSHING	ATT	YDS	AVG	LG	TD
L.Tomlinson	16	54	3.4	8	0
S.Green	6	22	3.7	8	0
M.Sanchez	2	22	11.0	20	0
S.Weatherford	1	17	17.0	17	0
B.Smith	3	12	4.0	5	0
J.Cotchery	2	11	5.5	8	0
Total	29	119	4.1	20	0

PASSING

ATT	CMP	YDS	SK/YD	TD	LG	IN	RT
M.Sanchez	38	16	256	2/15	0	49	2
Total	38	16	256	2/15	0	49	2

PASS RECEIVING

NO	YDS	AVG	LG	TD
L.Tomlinson	5	37	7.4	12
J.Cotchery	4	89	22.3	49
S.Holmes	3	43	14.3	18
D.Keller	2	45	22.5	40
B.Edwards	1	32	32.0	32
S.Green	1	10	10.0	10
Total	16	256	16.0	49

INTERCEPTIONS

NO	YDS	AVG	LG	TD
Total	0	0	0.0	0

PUNTING

NO	YDS	AVG	NET	TB	IN20	LG
S.Weatherford	5	216	43.2	43.2	0	58
Total	5	216	43.2	43.2	0	58

PUNT RETURNS

NO	YDS	AVG	FC	LG	TD	
J.Leonhard	1	0	0.0	2	0	
K.Wilson	0	0	0.0	1	0	
(downed)	2	0	0.0	0	0	
(out/bnds)	1	0	0.0	0	0	
(back)	1	0	0.0	0	0	
Returns	1	0	0.0	3	0	
KICK RETURNS	NO <td>YDS <td>AVG <td>FC <td>LG <td>TD</td> </td></td></td></td>	YDS <td>AVG <td>FC <td>LG <td>TD</td> </td></td></td>	AVG <td>FC <td>LG <td>TD</td> </td></td>	FC <td>LG <td>TD</td> </td>	LG <td>TD</td>	TD
B.Smith	4	121	30.3	0	47	0
Returns	4	121	30.3	0	47	0

FUMBLES

Fum	Lost	Rec	Yds	TD	FF	Rec	Yds	TDBds
J.Cotchery	1	0	1	0	0	0	0	0
L.Tomlinson	1	1	0	0	0	0	0	0
B.Smith	1	1	0	0	0	0	0	0
Total	3	1	2	0	0	0	0	0

Green Bay Packers

TOTAL FIRST DOWNS	By Rushing	By Passing	By Penalty	THIRD-DOWN EFFICIENCY	FOURTH-DOWN EFFICIENCY	TOTAL NET YARDS	Total Offensive Plays	Average gain per offensive play	NET YARDS RUSHING	Total Rushing Plays	Average gain per rushing play	Tackles for a loss-number and yards	NET YARDS PASSING	Times thrown - yards lost att. to pass.	Gross yards passing	PASS ATTS-COMP-INT	Avg gain per pass play	KICKOFFS Number-In EZ-Touchbacks	PUNTS Number and Average	Had Blocked
15	13	2	0	2-14/4%	0-0/0%	360	69	3.8	81	119	2.6	2-4	241	2-15	170	34-15-0	4.3	4-1-0	8-44.0	0

New York Jets

TOTAL FIRST DOWNS	By Rushing	By Passing	By Penalty	THIRD-DOWN EFFICIENCY	FOURTH-DOWN EFFICIENCY	TOTAL NET YARDS	Total Offensive Plays	Average gain per offensive play	NET YARDS RUSHING	Total Rushing Plays	Average gain per rushing play	Tackles for a loss-number and yards	NET YARDS PASSING	Times thrown - yards lost att. to pass.	Gross yards passing	PASS ATTS-COMP-INT	Avg gain per pass play	KICKOFFS Number-In EZ-Touchbacks	PUNTS Number and Average	Had Blocked
15	11	3	1	7-17/41%	0-3/0%	360	69	3.8	5.2	29	3.1	4.1	2-4	2-15	170	34-15-0	4.3	4-1-0	8-44.0	0

Home Jets

FGs - PATs had blocked	Net Punting Average	TOTAL RETURN YARDS (not inc. kickoffs)	No. and Yards Punt Returns	No. and Yards Kickoff Returns	No. and Yards Interception Returns	PENALTIES Number and Yards	FUMBLES Number and Lost	TOUCHDOWNS	Rushing	Passing	EXTRA POINTS Made-Attempts	Kicking Made-Attempts	FIELD GOALS Made-Attempts	RED-ZONE EFFICIENCY	GOAL-TO-GO EFFICIENCY	SAFETIES	FINAL SCORE	TIME OF POSSESSION
0-0	43.2	0	0-0	1-5	2-0	3-15	0-0	0	0	0	0-0	0-0	3-4	0-1/0%	0-0/0%	9	28:37	

ATLANTA (AP) — Don't even mention a third straight winning season to the Atlanta Falcons. Their goals are so much bigger than that.

The Falcons stayed atop the NFC when Matt Bryant kicked a 47-yard field goal with 9 seconds remaining Sunday for a 20-17 victory over the Green Bay Packers, one of the teams trying to chase down Atlanta in the conference standings.

Make no mistake. The Falcons (9-2) were very much aware of the possible ramifications this game might have beyond the regular season. The Falcons have won five in a row for their longest streak since the 1998 season, when the team reached its only Super Bowl. Also assumed is a third consecutive winning record—not too shabby, considering the franchise had never had two in a row before this run.

Yet that's just an afterthought for these guys, who have won six straight games decided by a touchdown or less after losing the opener to Pittsburgh in overtime.

Bryant had to make his winning kick twice.

The Packers called a timeout just before he knocked his first attempt right down the middle. No problem. The 35-year-old had already made two game-winning kicks this season, and No. 3 had plenty of distance as it hooked slightly but stayed several feet inside the left upright.

His do-over capped a game between playoff contenders that lived up to all the hype: a bruising defensive struggle filled with huge fourth-down plays and one very important kickoff return by Eric Weems.

After Aaron Rodgers threw a 10-yard touchdown pass to Jordy Nelson with 56 seconds remaining to tie the game for Green Bay (7-4), Weems broke loose up the middle and was dragged down by Matt Wilhelm with a flagrant facemask tackle. The Falcons took over at the Green Bay 49, Matt Ryan completed four straight short passes and Bryant made the winning kick.

The Falcons weren't concerned after Green Bay scored, especially with Ryan at quarterback. He completed 24-of-28 for 198 yards, including a 4-yarder to Tony Gonzalez for Atlanta's first TD.

Green Bay thought it had forced overtime when Rodgers directed a 16-play, 90-yard drive for the tying score. He improvised two huge plays on fourth down, beginning with a scrambling, backhanded flip of a pass to James Jones for an 18-yard gain on fourth-and-1 at the 21.

OFFICIALS — Referee: Peter Morelli (135); Umpire: Ruben Fowler (71); Head Linesman: George Hayward (54); Line Judge: John Hussey (35); Field Judge: Jon Luciwsky (89); Side Judge: Don Carlson (39); Back Judge: Rob Vernatchi (75); Replay Official: Al Hynes

STARTING LINEUPS

Green Bay Packers		Atlanta Falcons	
Offense	Defense	Offense	Defense
WR 85 G.Jennings	LDE 79 R.Pickett	WR 12 M.Jenkins	RE 55 J.Abraham
LT 76 C.Clifton	NT 90 B.Raji	LT 72 S.Baker	DT 95 J.Babineaux
LG 73 D.Collidge	RDE 77 C.Jenkins	LG 63 J.Blaock	DT 91 C.Peters
C 63 S.Wells	LOLB 52 C.Matthews	C 62 T.McClure	LE 71 K.Biermann
RG 71 J.Stton	BLB 50 A.Hawk	RB 75 B.Bulaga	OLB 54 S.Nicholas
RT 75 B.Bulaga	MOLB 55 D.Bishop	RT 77 T.Clabo	MLB 50 C.Lofron
TE 81 A.Quarless	ROLB 58 F.Zombo	TE 88 T.Gonzalez	OLB 53 M.Peterson
WR 80 D.Driver	LCB 21 C.Woodson	WR 84 R.White	RCB 23 D.Robinson
QB 12 A.Rodgers	CB 38 T.Williams	QB 22 M.Ryan	LCB 20 B.Grimmes
RB 32 B.Jackson	SS 26 C.Peprah	RB 33 M.Turner	S 25 W.Moore
FB 35 K.Hall	FS 36 M.Collins	TE 87 J.Peelle	S 28 T.DeCoud

GREEN BAY SUBSTITUTIONS — K 2 M.Crosby, P 8 T.Masithay, WR 16 B.Svain, CB 22 P.Lee, RB 23 D.Nance, CB/S 24 J.Bush, CB 28 B.Underwood, RB 30 J.Kuhn, CB 37 S.Shields, TE 41 S.Havner, FB 45 Q.Johnson, LB 54 B.Chillar, LB 57 M.Wilhelm, LS 61 B.Goode, T/G 70 T.Lang, C/G 72 J.Soltz, TE 83 T.Crabtree, WR 87 J.Nelson, WR 89 J.Jones, LB 93 E.Walden, DT 95 H.Green, DE 98 C.Wilson. **DID NOT PLAY** — QB 10 M.Flynn. **INACTIVES** — S 20 A.Bigby, S 27 A.Smith, RB 44 J.Starks, LB 53 D.Briggs, G 67 N.McDonald, GT 74 M.McNewhouse, TE 86 D.Lee, DE 94 J.Wynn.

VISITOR:	Green Bay Packers		Atlanta Falcons		Total
	1	2	3	4	
HOME:	3	0	7	7	17
	3	7	0	10	20

Team	Qtr	Time	Play Description (Extra Point)(Drive Info)				Visitor	Home
			A	TFL	II	Sck		
Falcons	1	8:31	M.Bryant 38 yd. Field Goal (10-55, 5:29)	0	0	0	3	
Packers	1	0:04	M.Crosby 22 yd. Field Goal (9-81, 5:01)	3	0	0	3	
Falcons	2	0:08	T.Gonzalez 4 yd. pass from M.Ryan (M.Bryant kick) (14-80, 7:24)	3	0	0	10	
Packers	3	7:17	A.Rodgers 1 yd. run (M.Crosby kick) (7-80, 2:52)	10	0	0	10	
Falcons	4	14:24	M.Turner 1 yd. run (M.Bryant kick) (14-80, 7:53)	10	0	0	17	
Packers	4	0:56	J.Nelson 10 yd. pass from A.Rodgers (M.Crosby kick) (16-90, 5:03)	17	0	0	17	
Falcons	4	0:09	M.Bryant 47 yd. Field Goal (6-20, 0:47)	17	0	0	20	

GREEN BAY DEFENSIVE STATISTICS (official)

UT	A	TFL	II	Sck	QBH	FF	FR	Int	PD
D.Bishop	8	5	0	13	0-0	0	0	0	0
F.Zombo	8	3	1	11	1-1	1	1	0	0
C.Penah	8	1	0	9	0-0	0	0	0	0
T.Williams	7	2	0	9	0-0	0	0	0	0
A.Hawk	5	3	1	8	0-0	0	0	0	0
C.Woodson	7	0	1	7	0-0	0	0	0	0
N.Collins	4	1	0	5	0-0	0	0	0	0
Totals	56	23	3	79	2-20	2	1	0	0-0

Green Bay Packers										Atlanta Falcons										
RUSHING	ATT	YDS	AVG	LG	TD	RUSHING	ATT	YDS	AVG	LG	TD	PASSING	ATT	CMP	YDS	SKYD	TD	LG	INT	RT
A.Rodgers	12	51	4.3	11	1	M.Turner	23	110	4.8	26	1	M.Ryan	28	24	197	2/20	1	21	0	107.9
B.Jackson	10	26	2.6	12	0	J.Snelling	4	7	1.8	6	0	Total	28	24	197	2/20	1	21	0	107.9
D.Nance	1	0	0.0	0	0	Total	27	117	4.3	26	1									
Total	23	77	3.3	12	1															
PASSING	ATT	CMP	YDS	SKYD	TD	LG <td>INT <td>RT <td></td> <td></td> <td></td> <td></td> <td></td> <td></td> <td></td> <td></td> <td></td> <td></td> <td></td> <td></td> </td></td>	INT <td>RT <td></td> <td></td> <td></td> <td></td> <td></td> <td></td> <td></td> <td></td> <td></td> <td></td> <td></td> <td></td> </td>	RT <td></td> <td></td> <td></td> <td></td> <td></td> <td></td> <td></td> <td></td> <td></td> <td></td> <td></td> <td></td>												
A.Rodgers	35	26	344	1/3	1	35	0	114.5												
Total	35	26	344	1/3	1	35	0	114.5												

Green Bay Packers										Atlanta Falcons									
PASS RECEIVING	NO	YDS	AVG	LG	TD	PASS RECEIVING	NO	YDS	AVG	LG	TD	PUNTING	NO	YDS	AVG	NET	TB	IN20	LG
G.Jennings	5	119	23.8	35	1	T.Gonzalez	6	51	8.5	21	1	M.Koehn	4	161	40.3	39.8	0	2	51
J.Nelson	5	61	12.2	28	0	R.White	5	49	9.8	14	0	Total	4	161	40.3	39.8	0	2	51
J.Jones	5	44	8.8	18	0	J.Snelling	4	32	8.0	12	0								
A.Quarless	3	35	11.7	19	0	M.Jenkins	3	24	8.0	14	0								
B.Jackson	3	10	3.3	9	0	H.Douglas	2	7	3.5	4	0								
B.Svain	2	40	20.0	31	0	O.Mughelli	1	16	16.0	16	0								
D.Driver	2	26	13.0	17	0	J.Peelle	1	14	14.0	14	0								
J.Kuhn	1	9	9.0	9	0	M.Turner	1	4	4.0	4	0								
Total	26	344	13.2	35	1	G.Johnson	1	0	0.0	0	0								

Green Bay Packers										Atlanta Falcons									
PUNTING	NO	YDS	AVG	NET	TB	IN20	LG	TD	PUNTING	NO	YDS	AVG	NET	TB	IN20	LG	TD		
T.Masithay	2	88	44.0	44.0	0	0	53	0	M.Koehn	4	161	40.3	39.8	0	2	51	0		
Total	2	88	44.0	44.0	0	0	53	0	Total	4	161	40.3	39.8	0	2	51	0		

Green Bay Packers										Atlanta Falcons									
PUNT RETURNS	NO	YDS	AVG	FC	LG	TD	PUNT RETURNS	NO	YDS	AVG	FC	LG	TD	OWN	FUM	LOST	REC	YDS	TD
T.Williams	2	2	1.0	2	5	0													
Returns	2	2	1.0	2	5	0													

Green Bay Packers										Atlanta Falcons									
KICK RETURNS	NO	YDS	AVG	FC	LG	TD	KICK RETURNS	NO	YDS	AVG	FC	LG	TD	FUM	LOST	REC	YDS	TD	
S.Shields	4	87	21.8	0	37	0													
(t back)	1	0	0.0	0	0	0													
Returns	4	87	21.8	0	37	0													

Green Bay Packers										Atlanta Falcons									
FUMBLES	FUM	LOST	REC	YDS	TD	FF	REC	YDS	TD	OWN	FUM	LOST	REC	YDS	TD	FF	REC	YDS	TD
A.Rodgers	2	1	0	0	0	0	0	0	0	0									
G.Jennings	2	0	0	0	0	0	0	0	0	0									
K.Hall	0	0	1	0	0	0	0	0	0	0									
F.Zombo	0	0	0	0	0	0	0	0	0	0									
Total	4	1	2	0	0	0	0	0	0	0									

Green Bay Packers										Atlanta Falcons										
FGS - PATS	had blocked	Net Punting Average	TOTAL RETURN YARDS	(not inc. kickoffs)	No. and Yards Punt Returns	No. and Yards Kickoff Returns	No. and Yards Interception Returns	PENALTIES Number and Yards	FUMBLES Number and Lost	TOUCHDOWNS	Rushing	Passing	EXTRA POINTS Made-Attempts	Kicking Made-Attempts	FIELD GOALS Made-Attempts	RED-ZONE EFFICIENCY	GOAL-TO-GO EFFICIENCY	SAFETIES	FINAL SCORE	TIME OF POSSESSION
0-0	0-0	39.8	440	2-2	4-87	4-87	0-0	8-66	4-1	117	1	2-2	1-1	2-2	2-450%	2-2-100%	2-2-100%	0	17	31:40

GREEN BAY 34, SAN FRANCISCO 16

Lambeau Field, Sunday, Dec. 5, 2010. Attendance: 70,575. Time: 3:08. Weather: 26° F. Humidity: 60 percent. Wind: N/W 16 mph. **GAME 12**

GREEN BAY, Wis. (AP)—Donald Driver woke up with a case of food poisoning on Sunday morning, blaming it on a bad batch of spicy chicken wings. Then he gave the San Francisco 49ers' defense a play that was difficult to digest.

Driver left a string of befuddled 49ers' defenders in his dust on a rambling 61-yard catch-and-run for a touchdown in the third quarter, providing the most critical play in the Packers' 34-16 victory at Lambeau Field on Sunday.

As Driver and the team celebrated, the crowd counted out all the tackles he broke as the play was replayed on the stadium video screens. Greg Jennings also caught six passes for 122 yards and a pair of touchdowns for the Packers (8-4), who picked up a critical victory as they make a push for the playoffs.

Rodgers was 21-of-30 for 298 yards with three touchdowns and no interceptions. Vernon Davis had 126 yards receiving and a touchdown for the 49ers (4-8), who came into Sunday's game with playoff hopes despite their disappointing record.

Addressing his increasingly shaky job status, 49ers coach Mike Singletary said simply that he coaches for his job every week. He struggled to find positives to take away from Sunday.

It was a wintry day at Lambeau, with temperatures in the 20s and a stiff, steady 16-mph wind. The conditions seemed to impede the Packers' passing game early as Rodgers was uncharacteristically off target, missing Driver in the end zone in the first quarter and failing to convert an open third-and-long throw in the second quarter because the ball bounced off a defender's helmet.

Packers coach Mike McCarthy said the wind didn't change the way he called the offense on Sunday because of the weather, but Rodgers acknowledged that he didn't account for the wind on the missed throw to Driver.

OFFICIALS — Referee: Bill Leavy (127); Umpire: Darrell Jenkins (76); Head Linesman: Mark Baltz (26); Line Judge: Mark Perflman (9); Field Judge: Jim Quirk (63); Side Judge: Barry Anderson (20); Back Judge: Keith Ferguson (61); Replay Official: Al Jury

STARTING LINEUPS

San Francisco 49ers			Green Bay Packers		
	Offense	Defense		Offense	Defense
WR	15 M.Crabtree	LDT	90 I.Sopooga	WR	85 G.Jennings
LT	65 B.Sims	RT	92 A.Franklin	LG	76 C.Clifton
LG	77 M.Iupati	RDT	94 J.Smith	LG	73 D.Colleage
C	64 D.Baas	SAM	99 M.Lawson	C	63 S.Wells
RG	62 C.Rochal	TED	51 T.Spikes	RB	71 J.Stton
RT	76 A.Davis	MIKE	52 P.Willis	RB	75 B.Bulaga
TE	85 V.Davis	WILL	54 T.Laboy	WR	80 D.Driver
WR	84 J.Morgan	LCB	36 S.Spencer	WR	87 J.Nelson
QB	1 T.Smith	RCB	22 M.Clemens	LB	32 A.Rodgers
RB	20 B.Westbrook	SS	30 R.Smith	RB	32 B.Jackson
FB	44 M.Morris	FS	38 D.Goldson	FB	35 K.Hall

GREEN BAY SUBSTITUTIONS — K 2 M.Crosby, P 8 T.Mashay, QB 10 M.Flynn, WR 16 B.Swain, CB/S 24 J.Bush, S 26 C.Peprah, CB 28 B.Underwood, RB 30 J.Kuhn, CB 37 S.Shields, CB 40 J.Gordy, RB 44 J.Starks, FB 45 O.Johnson, LB 49 R.Francois, LB 53 D.Briggs, LS 61 B.Goodie, T/G 70 T.Larg, C/G 72 J.Splitz, TE 81 A.Quarless, TE 86 D.Lee, WR 89 J.Jones, LB 93 E.Walden, DE 98 C.Wilson. **INACTIVES** — S 20 A.Bigby, CB 22 P.Lee, RB 23 D.Nance, S 27 A.Smith, LB 57 M.Wilhelm, G 67 N.McDonald, G 74 M.Mewhouse, DE 94 J.Wynn.

		FIELD GOALS (made / attempted)													
		M.Crosby													
		29/LU (43) (24)													
		1	2	3	4	OT	Total			1	2	3	4	OT	Total
VISITOR:		1	2	3	4	0	16			1	2	3	4	0	16
HOME:		3	10	3	0	0	34			0	14	14	6	0	34
Team	Qtr	Time	Play Description (Extra Points)	(Drive Info)	Visitor	Home	Total								
49ers	1	11:49	J.Reed 44 yd. Field Goal (7-45, 3:11)		3	0	3								
49ers	2	12:34	J.Reed 26 yd. Field Goal (7-31, 3:04)		6	0	9								
Packers	2	7:02	G.Jennings 57 yd. pass from A.Rodgers (M.Crosby kick) (5-78, 2:22)		6	7	13								
49ers	2	1:46	J.Kuhn 1 yd. run (M.Crosby kick) (6-50, 3:27)		13	14	27								
Packers	3	11:52	D.Driver 61 yd. pass from A.Rodgers (M.Crosby kick) (4-69, 3:08)		13	21	34								
49ers	3	6:39	J.Reed 23 yd. Field Goal (10-64, 5:13)		16	21	37								
Packers	3	3:37	G.Jennings 1 yd. pass from A.Rodgers (M.Crosby kick) (5-56, 3:02)		16	28	43								
49ers	4	13:50	M.Crosby 43 yd. Field Goal (9-18, 4:11)		16	31	49								
Packers	4	3:10	M.Crosby 24 yd. Field Goal (17-74, 8:35)		16	34	55								

GREEN BAY DEFENSIVE STATISTICS (official)

	UT	A	TFL	IT	Sck	QBH	FF	FR	Int	PD
C.Matthews	5	2	0	7	0-0	0	0	0	0	0
D.Bishop	5	1	0	6	0-0	1	0	0	0	0
C.Peprah	5	1	0	6	0-0	0	0	0	0	0
A.Hawk	4	1	0	5	0-0	0	0	0	0	0
R.Zombo	4	1	1	5	1-5	1	0	0	0	0
F.Pickett	3	2	1	5	0-0	0	0	0	0	0
N.Collins	4	0	4	0	0-0	0	0	0	0	0
C.Jenkins	3	1	0	4	2-11	4	0	0	0	0
Totals	39	16	2	55	4-22	9	0	0	1-7	3

San Francisco 49ers								Green Bay Packers														
	Rushing	Passing	Total	ATT	YDS	SK/YD	TD	LG	IN	RT		Rushing	Passing	Total	ATT	YDS	SK/YD	TD	LG	IN	RT	
T.Smith	25	10	35	10	194	4/22	1	66t	1	64.4		J.Starks	30	21	51	238	4/24	3	61t	0	135.1	
A.Lee	5	236	241	236	47.2	32.4	2	0	61		T.Mashay	3	130	133	43.3	33.0	0	1	51	0	135.1	
Total	5	236	241	236	47.2	32.4	2	0	61		Total	3	130	133	43.3	33.0	0	1	51	0		
PASS RECEIVING																						
V.Davis	4	126	31.5	66t	1						G.Jennings	6	122	20.3	57t	2						
M.Crabtree	3	45	15.0	39	0						D.Driver	4	73	18.3	61t	1						
Del.Walker	2	19	9.5	15	0						B.Jackson	4	63	15.8	37	0						
A.Dixon	1	4	4.0	4	0						J.Nelson	2	15	7.5	9	0						
Total	10	194	19.4	66	1						J.Jones	2	8	4.0	7	0						
INTERCEPTIONS																						
Total	0	0	0	0	0						N.Collins	1	7	7.0	7	0						
PUNTING																						
A.Lee	5	236	47.2	32.4	2	0	61				T.Mashay	3	130	43.3	33.0	0	1	51				
Total	5	236	47.2	32.4	2	0	61				Total	3	130	43.3	33.0	0	1	51				
PUNT RETURNS																						
T.Ginn	2	31	15.5	0	19	0					T.Williams	3	34	11.3	0	20	0					
(downed)	1	0	0.0	0	0	0					(*back)	2	0	0.0	0	0	0					
Returns	2	31	15.5	0	19	0					Returns	3	34	11.3	0	20	0					
KICK RETURNS																						
T.Ginn	5	81	16.2	0	32	0					S.Shields	3	59	19.7	0	31	0					
Del.Walker	2	19	9.5	0	11	0					J.Starks	2	25	12.5	0	17	0					
Returns	7	100	14.3	0	32	0					Returns	5	84	16.8	0	31	0					
FUMBLES																						
Total	0	0	0	0	0	0	0	0	0	0	Total	0	0	0	0	0	0	0	0	0	0	0

		Visitor		Home	
		49ers		Packers	
FGS - PATs had blocked					
		0	0	0	0
Net Punting Average					
		32.4	33.0		
TOTAL RETURN YARDS (not inc. kickoffs)					
		31	41		
No. and Yards Punt Returns					
		2-31	3-34		
No. and Yards Kickoff Returns					
		7-100	5-84		
No. and Yards Interception Returns					
		0-0	1-7		
PENALTIES Number and Yards					
		6-32	5-40		
FUMBLES Number and Lost					
		0-0	0-0		
TOUCHDOWNS					
		0	4		
		0	1		
		0	3		
		0	4		
		1-1	4-4		
EXTRA POINTS Made-Attempts					
		1-1	4-4		
Kicking Made-Attempts					
		0-0	2-3		
FIELD GOALS Made-Attempts					
		3-3	2-3		
RED-ZONE EFFICIENCY					
		0-2-0%	2-5-40%		
GOAL-TO-GO EFFICIENCY					
		0-2-0%	2-3-67%		
SAFETIES					
		0	0		
FINAL SCORE					
		16	34		
TIME OF POSSESSION					
		22:49	37:11		



Philadelphia Eagles												
RUSHING	ATT	YDS	AVG	LG	TD							Home
J.Starks	23	123	5.3	27	0							Eagles
M.Vick	3	10	3.3	5	0							36.3
B.Jackson	3	4	1.3	8	0							27
A.Rodgers	3	1	0.3	3	0							15
J.Kuhn	32	138	4.3	27	0							2-15
Total	70	384	5.5	70	0							3-55
Green Bay Packers												
RUSHING	ATT	YDS	AVG	LG	TD							Home
J.Starks	23	123	5.3	27	0							Eagles
M.Vick	3	10	3.3	5	0							36.3
B.Jackson	3	4	1.3	8	0							27
A.Rodgers	3	1	0.3	3	0							15
J.Kuhn	32	138	4.3	27	0							2-15
Total	70	384	5.5	70	0							3-55
Philadelphia Eagles												
PASSING	ATT	CMP	YDS	SK/YD	TD	LG	IN	RT				Home
M.Vick	27	18	180	29	3	20	0	122.5				Eagles
A.Rodgers	27	18	180	29	3	20	0	122.5				36.3
Total	54	36	360	58	6	40	0	245				27
Green Bay Packers												
PASSING	ATT	CMP	YDS	SK/YD	TD	LG	IN	RT				Home
M.Vick	27	18	180	29	3	20	0	122.5				Eagles
A.Rodgers	27	18	180	29	3	20	0	122.5				36.3
Total	54	36	360	58	6	40	0	245				27

PHILADELPHIA (AP)—Aaron Rodgers watched helplessly from the sideline, hoping the defense could get a big stop to preserve his biggest win. When Tramon Williams intercepted Michael Vick's pass in the end zone, Rodgers threw his hands up and pumped his fist. It was a low-key celebration by Brett Favre standards, but perhaps one that was fitting—Rodgers has finally shed the ghost of Favre.

He's building his own legacy with the Green Bay Packers, and now has his first playoff victory. Rodgers threw three touchdown passes while seldom-used rookie James Starks ran for 123 yards in a 21-16 wild-card win over the Philadelphia Eagles on Sunday.

Rodgers was merely a spectator while Vick nearly led the Eagles back. But Williams played game next Saturday night.

left to end it, sending the sixth-seeded Packers (11-6) to Atlanta (13-3) for a divisional playoff game next Saturday night.

Favre may have run on the field and carried Williams off on his shoulder after that play, a big grin on his face. Rodgers is a little more subdued than No. 4, though. He grabbed his helmet and went out to kneel down for the final play.

Rodgers has shown patience before. He waited three years to become Green Bay's starter and took over after Favre's messy departure before the 2008 season. He long ago made Packers fans forget about Favre, and now has punctuated his impressive resume with his first playoff win.

It wasn't Rodgers' fault Green Bay lost 51-45 in overtime to Arizona last January. These aren't the same Packers. This patchwork squad has 10 new starters, and a much stronger defense.

Clay Matthews, Charles Woodson and Co. contained Vick for the most part. He threw for 292 yards and ran for 33 in his first playoff start since losing the 2005 NFC championship game on the same field as a member of the Atlanta Falcons.

Vick has come a long way since he was one of the game's biggest stars during his days in Atlanta. He missed two seasons while serving 18 months in prison for his role in a dogfighting operation, played sparingly in a backup role last year, and only got his chance after Matthews knocked Kevin Kolb out in Green Bay's 27-20 win in Philadelphia in Week 1.

Vick made the most of the opportunity. He had the best season of his career and was selected to start the Pro Bowl for the NFC.

He can go to Hawaii now because the Eagles (10-7) are going home.

This was the Packers' third straight win in an elimination game. They routed the Giants on Dec. 26 to stay alive in the playoff race, and beat Chicago last week to secure a berth.

The Eagles were the talk of the NFL after a sensational comeback win at the New York Giants on Dec. 19. But a stunning loss to lowly Minnesota on Dec. 28 cost the NFC East champions a chance at a first-round bye, and it seemed their Super Bowl hopes went down with that defeat.

Then again, the Eagles might have advanced if Pro Bowl kicker David Akers hadn't missed field goals of 41 and 34 yards.

The supposedly one-dimensional Packers found a running game by giving the ball to Starks. The sixth-round pick who played in just three games had 101 yards rushing all year. The Packers have had trouble running after Ryan Grant went down for the season in Week 1, but they exposed weaknesses in Philadelphia's defense.

OFFICIALS — Referee: Peter Morelli (135); Umpire: Ruben Fowler (71); Head Linesman: Tony Vetteri (36); Line Judge: John Hussey (35); Field Judge: Jon Luciwansky (89); Side Judge: Don Carlsen (39); Back Judge: Rob Vernetachi (75); Replay Official: Al Hynes

STARTING LINEUPS

Green Bay Packers			Philadelphia Eagles		
Offense	Defense	Special	Offense	Defense	Special
WR 85 G.Jennings	LDE 79 R.Pickett	K 33 J.Hart	WR 18 J.Maclin	LDE 75 J.Parker	P 35 M.Holt
LT 76 C.Clifton	NT 90 B.Raji	P 33 J.Hart	LT 71 J.Peters	LDT 98 M.Patterson	P 35 M.Holt
LG 73 D.Coleledge	LOLB 52 C.Matthews	P 33 J.Hart	LG 79 T.Herrmanns	ROT 90 A.Dixon	P 35 M.Holt
C 63 S.Wells	BLB 50 A.Hawk	P 33 J.Hart	C 77 M.McGlynn	RDE 58 T.Cole	P 35 M.Holt
RG 71 J.Siton	MLB 55 D.Bishop	P 33 J.Hart	RG 59 N.Cole	WILL 50 E.Sims	P 35 M.Holt
RT 75 B.Bulaga	ROLB 93 E.Walden	P 33 J.Hart	RT 74 W.Justice	MLB 51 J.Chaney	P 35 M.Holt
TE 86 D.Lee	LCB 21 C.Woodson	P 33 J.Hart	TE 87 B.Cekek	SAM 53 M.Fokou	P 35 M.Holt
QB 12 A.Quarless	CB 38 T.Williams	P 33 J.Hart	WR 10 D.Jackson	LOB 22 A.Samuel	P 35 M.Holt
TE 86 D.Lee	3CB 37 S.Shields	P 33 J.Hart	TE 82 C.Harbor	RCB 23 D.Patterson	P 35 M.Holt
RB 44 J.Starks	SS 26 C.Peprah	P 33 J.Hart	RB 25 L.McCoy	SS 27 O.Mikell	P 35 M.Holt
FB 45 Q.Johnson	FS 36 N.Collins	P 33 J.Hart	QB 7 M.Vick	FS 42 K.Coleman	P 35 M.Holt

GREEN BAY SUBSTITUTIONS—K 2 M.Crosby, P 8 T.Mashay, WR 16 B.Swain, CB 22 P.Lee, RB 23 D.Nance, CB 24 L.Bush, CB 28 B.Underwood, RB 30 J.Kuhn, RB 32 B.Jackson, LB 49 R.Francois, LB 53 D.Briggs, LB 57 M.Wilhelm, LS 61 B.Goode, LG 70 T.Lang, CG 72 J.Spitz, DE 77 C.Jenkins, WR 80 D.Driver, TE 83 T.Crabtree, WR 87 J.Nelson, WR 89 J.Jones, DE 94 J.Wynn, DE 98 C.Wilson, DE 99 M.Flynn, INACTIVES—CB 6 G.Harrell, S 20 A.Bigby, FB 35 K.Hall, CB 40 J.Gordy, LB 58 F.Zombo, CG 62 E.Dietrich-Smith, G 67 N.McDonald, NT 95 H.Green.

FIELD GOALS (made) & missed)

Team	Qtr	Time	Play Description (Extra Point) (Drive Info)	Yds	Vis	Home
Green Bay Packers	1	0:08	T.Crabtree 7 yd. pass from A.Rodgers (M.Crosby kick) (10-68, 5:38)	7	0	0
Philadelphia Eagles	2	5:21	J.Jones 9 yd. pass from A.Rodgers (M.Crosby kick) (12-57, 7:00)	14	0	0
Eagles	2	1:11	D.Akers 29 yd. Field Goal (8-63, 4:10)	14	3	3
Eagles	3	13:50	J.Avant 24 yd. pass from M.Vick (D.Akers kick) (2-24, 0:06)	14	10	10
Packers	3	7:33	B.Jackson 16 yd. pass from A.Rodgers (M.Crosby kick) (11-80, 6:17)	21	10	10
Eagles	4	4:02	M.Vick 1 yd. run (pass failed) (13-75, 4:48)	21	16	16

GREEN BAY DEFENSIVE STATISTICS (official)

UT	A	TFL	FF	FR	Int	PD
E.Walden	5	3	0	0	0	0
C.Woodson	4	3	0	0	0	0
C.Peprah	6	0	0	0	0	0
B.Raji	3	2	0	0	0	0
D.Bishop	4	0	0	0	0	0
R.Pickett	1	3	0	0	0	0
A.Hawk	3	0	0	0	0	0
C.Matthews	3	0	1	3	1	7

TOTAL FIRST DOWNS By Rushing: 18, By Passing: 6, By Penalty: 0. **THIRD-DOWN EFFICIENCY**: 8-13-62%. **FOURTH-DOWN EFFICIENCY**: 0-0-0%. **TOTAL NET YARDS**: 309. **NET YARDS RUSHING**: 138. **NET YARDS PASSING**: 171. **PASS ATTEMPTS**: 54. **PASSES COMPLETED**: 36. **NET YARDS PER PASS PLAY**: 5.5. **AVG. GROSS YARDS PER PLAY**: 6.9. **PUNTS**: 44. **NET YARDS RUSHING**: 138. **NET YARDS PASSING**: 171. **PASS ATTEMPTS**: 54. **PASSES COMPLETED**: 36. **NET YARDS PER PASS PLAY**: 5.5. **AVG. GROSS YARDS PER PLAY**: 6.9. **PUNTS**: 44.

GREEN BAY DEFENSIVE STATISTICS (official)
UT A TFL FF FR Int PD
5 3 0 0 0 0 0
4 3 0 0 0 0 0
6 0 0 0 0 0 0
3 2 0 5 0 0 0
4 0 0 4 1 0 0
1 3 0 4 0 0 0
3 0 1 3 0 0 0

GREEN BAY DEFENSIVE STATISTICS (official)

UT	A	TFL	FF	FR	Int	PD
E.Walden	5	3	0	0	0	0
C.Woodson	4	3	0	0	0	0
C.Peprah	6	0	0	0	0	0
B.Raji	3	2	0	0	0	0
D.Bishop	4	0	0	0	0	0
R.Pickett	1	3	0	0	0	0
A.Hawk	3	0	0	0	0	0
C.Matthews	3	0	1	3	1	7

TOTAL FIRST DOWNS By Rushing: 18, By Passing: 6, By Penalty: 0. **THIRD-DOWN EFFICIENCY**: 8-13-62%. **FOURTH-DOWN EFFICIENCY**: 0-0-0%. **TOTAL NET YARDS**: 309. **NET YARDS RUSHING**: 138. **NET YARDS PASSING**: 171. **PASS ATTEMPTS**: 54. **PASSES COMPLETED**: 36. **NET YARDS PER PASS PLAY**: 5.5. **AVG. GROSS YARDS PER PLAY**: 6.9. **PUNTS**: 44.





2010 BIOGRAPHIES

THROUGH WILD CARD PLAYOFFS

56 Nick Barnett, LB, 8th Year, Oregon State

- Suffered a wrist injury vs. Detroit, Oct. 3, had surgery, Oct. 13, and placed on injured reserve, Oct. 15.

- Annually ranks at or near the top of the club's tackle charts, and had 27 tackles (21 solo) through the first four contests.

- Reached 1,000 career tackles early in the season, becoming only the third defender in franchise history to surpass the milestone since the statistic was established in 1975.

- Has led the team in tackles five times, and the only player in club history to top the tackle chart for three straight years (2003-05).

- Also has recorded 15.5 sacks, nine INTs, seven fumble recoveries and a pair of forced fumbles since arriving in 2003 as the Packers' No. 1 pick.

- In 2005 set the club's single-season record with 194 tackles (128 solo), breaking the mark of 180 that Mike Douglass hit in 1981.

- In 107 career games played, has only had eight contests with less than five tackles. Has 51 career games with double-digit tackle totals, including 10 with 15 or more.

- In a career defined by consistent play, has also had spectacular bursts, including a three-game streak in 2004 where he posted 39 tackles and a sack, a similar stretch in 2005 when he had 50 stops and an INT with a 95-yard TD return, and three straight games in 2007 when he notched 43 total tackles and a pair of sacks.

- ▶ **at Philadelphia (9/12):** Started at Mack LB and had six stops (five solo) and a tackle for a loss. Part of defensive surge that stuffed Eagles QB Michael Vick for no gain on fourth-and-1 with two minutes remaining to clinch the victory. After missing some time in the preseason as a precaution, participated in 60 plays in the contest, equaling LOLB Clay Matthews for the most action among LBs.

- ▶ **vs. Buffalo (9/19):** With eight stops (six solo), hit 1,000 career tackles, joining team's all-time tackle leader, John Anderson (1,020) and Johnnie Gray (1,001) in achieving the feat...Also had a tackle for a loss and a QB hit in an outstanding day for the defense, holding the Bills to just seven points and 186 net yards.

- ▶ **at Chicago (9/27):** Recorded one tackle, tying him with Gray for second all-time on the Packers' tackle charts...Had a diving INT in the fourth quarter negated by a roughing-the-passer penalty.

- ▶ **vs. Detroit (10/3):** Had 12 tackles (three solo), giving him 1,013 for his career...Exited game briefly in the first half with a sprained wrist and went to the locker room for X-rays, but returned to the contest with the joint in a splint wrapped in tape.

- ▶ **at Washington (10/10):** Inactive...Held out of practice during the week with the injured wrist.

TRANSACTION: Placed on injured reserve, Oct. 15 (wrist).

Josh Bell, CB, 3rd Year, Baylor

- Entered training camp aiming to compete for playing time in the secondary as a nickel or dime DB, but suffered a sprained right foot during the annual Family Night Scrimmage (Aug. 7) and was placed on injured reserve, Aug. 7.

TRANSACTION: Placed on injured reserve, Aug. 7 (foot).

20 Atari Bigby, S, 5th Year, Central Florida

- Veteran S an important part of the secondary when healthy, but has battled injuries throughout 2010, including being saddled with a strained hamstring that kept him on the sidelines for three weeks before returning at New England, Dec. 19...Was forced back to the injured list for the finale vs. Chicago (groin).

- Activated from the reserve/PUP list, Nov. 6...Opened the season on reserve/PUP after re-injuring his left ankle during the pre-training camp conditioning test, July 30...Had surgery, Aug. 6, and placed on reserve/PUP, Aug. 31, at the first roster reduction.

- Has played in 46 games with 33 starts in his career (2005-10), and posted 10 interceptions.

- ▶ **vs. Dallas (11/7):** Played as a reserve in his first game of 2010, appearing in 26 plays, and had a pair of tackles...Also played on special teams, with

one stop.

- ▶ **at Minnesota (11/21):** Participated in six plays on defense and also had one special teams stop, taking down WR Percy Harvin after a 24-yard return on the opening kickoff. It was a clutch tackle, with open field behind the defender and the possibility of a long return...Suffered a hamstring injury and did not play in the second half.

- ▶ **at Atlanta (11/28):** Inactive (hamstring).

- ▶ **vs. San Francisco (12/5):** Inactive (hamstring).

- ▶ **at Detroit (12/12):** Inactive (hamstring).

- ▶ **at New England (12/19):** Played on defense and special teams...Participated in 23 plays on defense and had one assisted tackle. Took over the bulk of the duties at FS after Nick Collins departed with a rib injury...Added an assisted stop on special teams, combining with Jarrett Bush to drag down Alge Crumpler after a 2-yard gain on a fourth-quarter kickoff return.

- ▶ **vs. New York Giants (12/26):** Played on defense and special teams, recording two stops on defense and one tackle on kickoff coverage...Also recovered a fumble on New York's first possession of the second half. With the Giants at the Green Bay 41 and facing third-and-2, RB Ahmad Bradshaw took a direct snap, but was stripped by CB Charles Woodson at the 46. Pounced on the ball at midfield for the first fumble recovery of his career. Turnover led to an eight-play, 38-yard drive, setting up a 31-yard FG by K Mason Crosby that gave the Packers a 24-14 lead...Suffered an injured groin in the contest.

- ▶ **vs. Chicago (1/2/11):** Inactive (groin).

- ▶ **NFC WILD CARD, at Philadelphia (1/9/11):** Inactive (groin).

53 Dyral Briggs, LB, 2nd Year, Bowling Green

- Young LB claimed off waivers from Denver, Oct. 26, and played in five regular season contests with the Packers and the NFC Wild Card playoff game since his arrival.

- Had six special teams stops in the regular season and has played briefly on defense.

- Entered the NFL with the San Francisco 49ers as a non-drafted free agent in May 2009 and appeared in four games in 2009 and one with the Niners earlier this season before being released in September...Was signed to Denver's practice squad earlier this year before being elevated to the active roster, and he appeared in one game.

- ▶ **at New York Jets (10/31):** Inactive.

- ▶ **vs. Dallas (11/7):** Played on special teams, posting one tackle, and also appeared briefly on defense.

- ▶ **at Minnesota (11/21):** Inactive.

- ▶ **at Atlanta (11/28):** Inactive.

- ▶ **vs. San Francisco (12/5):** Led the team with three special teams tackles.

- ▶ **at Detroit (12/12):** Had one special teams tackle.

- ▶ **at New England (12/19):** Played on special teams and had one tackle...In the second half aggravated an ankle injury he had suffered during practice the week before and did not return.

- ▶ **vs. New York Giants (12/26):** Inactive (ankle).

- ▶ **vs. Chicago (1/2/11):** Played on special teams...Part of a coverage unit that had an excellent day against one of the NFL's top return units...Notched two tackles on special teams...Helped hold PR Devin Hester in check for the majority of the contest, as the unit dived four punts inside the 20 and helped P Tim Masthay post a 36.6 net average. On kickoff returns, S Danieal Manning averaged 15.5 yards on two returns...Blocking helped spring CB Tramon Williams for a 41-yard punt return in the third quarter, setting up a 23-yard FG by K Mason Crosby that tied the game.

- ▶ **NFC WILD CARD, at Philadelphia (1/9/11):** Had two assisted tackles on kickoff coverage.

55 Desmond Bishop, LB, 2nd Year, California

- A key reserve at LB and perennial special teams standout in previous seasons who was promoted to the starting lineup, Oct. 10, after Nick Barnett's wrist injury and immediately became one of the linchpins of a stout defense.

- Has forged a reputation for aggressive hitting, sure tackling and filling

holes against the run, and has also been a consistent performer in pass defense.

- Opened the final 12 games of the season and finished second on the team with 121 tackles (82 solo), three sacks and an INT with a TD return. Also had nine passes defended and a fumble recovery.

- Has 13 regular-season starts in his career, and in seven games has recorded double-digit tackle totals, including 12 in 2008 in his first career start, along with over 10 in his first four starts of 2010.

- Was a regular in various sub packages over the previous two seasons, including the five-LB 'Psycho' personnel group used effectively by defensive coordinator Dom Capers.

► **at Philadelphia (9/12):** Despite not participating in final week of training camp practice and being held out of preseason finale with an injured hamstring, was active and played on all facets of special teams, registering a tackle on coverage units, the 50th special teams stop of his career...Played in his 25th consecutive regular-season game.

► **vs. Buffalo (9/19):** Did not participate in practice throughout the week with an injured hamstring and was on the inactive list...Sideline for his first game since inactive at Tennessee, 11/2/08 (hamstring).

► **at Chicago (9/27):** Played on special teams, did not register a tackle.

► **vs. Detroit (10/3):** Played briefly on defense and had one assisted tackle and added a tackle on special teams.

► **at Washington (10/10):** Started at Mack LB while filling in for Barnett, the second start of his career and first since vs. Houston, 12/7/08...Responded with a then career-best and team-high 13 tackles (nine solo), one sack, a tackle for a loss, three QB hits and a pass defended...Drilled QB Donovan McNabb for an 8-yard loss on the Redskins' final drive of the second quarter, the second sack of his career...Hustled to break up a pass on third down across the deep middle to WR Santana Moss in the third quarter, forcing a punt.

► **vs. Miami (10/17):** Started at Mack LB...Recorded a career-high 16 stops (seven solo), a QB hit and a pass defended...In the second quarter, snuffed a screen pass to RB Ricky Williams for a 1-yard loss at the Miami 27 on second down, then combined with LB Brady Poppinga on the next play to tackle WR Davone Bess after a 7-yard gain to force a punt...With 1:34 remaining in the third quarter, was part of the defensive swarm that helped push back RB Ronnie Brown on fourth-and-1 at the Green Bay 27...In the fourth quarter, lunged to break up a pass to Bess on third-and-2 at the Green Bay 43, forcing a punt in what appeared to be one of the biggest defensive plays of the game. But an illegal formation penalty on the punt return gave the Dolphins a first down, and the Dolphins would score a TD four plays later.

► **vs. Minnesota (10/24):** Started at Mack LB and posted 11 tackles (six solo) and an INT with a 32-yard return for a TD, the first of his career...The INT came in the third quarter, catching a pass that was thrown into his chest by QB Brett Favre and taking it to the end zone to give Green Bay a 28-17 lead. DE C.J. Wilson drilled Favre as he stepped up to throw to WR Randy Moss. INT for a TD was the reward after staying with Moss, his coverage assignment, despite Favre's pump fake...The INT came two snaps after an Aaron Rodgers to WR Greg Jennings TD pass that was set up by an INT by LB A.J. Hawk...Bishop also put a hit on Moss on the final play of the game to help break up the pass, a high heave by Favre with the Packers holding onto a 28-24 lead.

► **at New York Jets (10/31):** Had a team-high 13 tackles (12 solo) and a pair of passes defended...One of the leaders in the unit's rugged efforts against the run, as the defense allowed only 119 yards on 29 carries, with 37 combined yards coming on a scramble by the QB and a 17-yard run off a fake punt. Top RB duo of LaDainian Tomlinson and Shonn Greene combined for 76 yards on 22 carries, with a long of 8...Ended the contest with an exclamation point, putting a huge hit near the sidelines on WR Jerricho Cotchery on the second-to-last play.

► **vs. Dallas (11/7):** Had four tackles, a sack, a QB hit and a forced fumble... Put a big hit on Felix Jones in the second quarter on a quick draw out of the shotgun, dropping the RB for a 2-yard loss...Sacked QB Jon Kitna for a 9-yard loss in the third quarter, causing a fumble that was recovered by Jones. An incompleteness on the next play forced a punt, and the Packers would march 80 yards for a FG on the ensuing drive.

► **at Minnesota (11/21):** Part of a defensive effort that only surrendered a field goal, giving the Packers' defense a combined 10 points allowed over the last three games...Posted eight tackles (seven solo), a QB hit and a pass defended...Tackle total tied for the team lead...Also played special teams after injuries to Atari Bigby and Anthony Smith...Put a loud hit on Adrian Peterson in the first quarter, stopping the RB on a draw after a 1-yard gain up the middle.

► **at Atlanta (11/28):** Opened at MLB and led the team with 13 stops (eight solo) while participating in 55 plays...Sixth game of his career with a double-digit tackle total, and fifth of 2010.

► **vs. San Francisco (12/5):** Tied for second on the team with six tackles (four solo) and added two QB pressures and a QB hit...Participated in 35 plays.

► **at Detroit (12/12):** Tied for the team lead with 12 stops (11 solo) and added a pass defended as part of a unit that allowed only a TD in defeat...In the first quarter, combined with Hawk to drop RB Jahvid Best for a 1-yard loss.

► **at New England (12/19):** Recorded eight tackles (three solo), a sack and a forced fumble while participating in 42 plays...Tackle total pushed him over the 100-stop milestone for the season...Sacked QB Tom Brady for a 10-yard loss early in the second quarter, causing a fumble that Brady recovered...Often rushed in passing situations with Frank Zombo (knee) on the inactive list.

► **vs. New York Giants (12/26):** Led the team in tackles with eight (six solo) and added a pass defended while participating in 54 plays...Had a hand in a key play in the third quarter, when OLB Clay Matthews knocked the ball out of the arms of RB Brandon Jacobs after a 21-yard pickup. Bishop attempted to scoop it up, but it went through his hands near the sideline, so he slapped the loose ball so it remained in bounds. The fumble was finally recovered by S Nick Collins at the Green Bay 27...Part of a defensive effort that held the Giants to 90 yards rushing on 21 carries, only the second time in 2010 that New York did not reach 100 yards. The Giants entered the game averaging 144.9 yards per contest, fifth in the NFL.

► **vs. Chicago (1/2/11):** Had eight tackles (four solo) and a pair of passes defended...Part of an outstanding day by the defense, which held the Bears to just a FG, 227 total yards, an average of 3.5 yards per play and 117 net yards passing...In the second half, Chicago posted 97 yards and had one play over 12 yards...Stopped RB Matt Forte at the Green Bay 48 for no gain on a swing pass on the Bears' final drive. Three plays later, Collins intercepted QB Jay Cutler to preserve the victory.

► **NFC WILD CARD, at Philadelphia (1/9/11):** Participated in 57 plays, recording four tackles, a sack and a QB hit...Dropped Michael Vick for a 9-yard sack on the game's first play from scrimmage, tackling the QB on a blitz at the Philadelphia 5...Part of a defensive unit that held the Eagles to 16 points – Philadelphia finished the season ranked No. 2 in the NFL in total offense and averaged 27.4 points per game – and only 82 yards rushing.

75 Bryan Bulaga, T, Rookie, Iowa

- Picked up the first postseason experience of his career vs. Philadelphia, starting at RT in the Wild Card Playoff.

- Started the last 11 games of the regular season at RT in place of Mark Tauscher (shoulder), who was placed on injured reserve.

- Rookie blocker gaining valuable experience and is laying the foundation for what is expected to be a long career on the Packers' offensive front. Also has distinguished himself with solid play this season, and is considered one of the NFL's finest rookie offensive linemen.

- Showed versatility early in the year by serving as the top reserve at LG and LT, seeing extended playing time at LT when starter Chad Clifton went to the sidelines periodically to nurse injuries.

- Competed with LG Daryn Colledge for the starting spot throughout training camp before settling into backup role to open the year.

- First-round pick (23rd overall) was the 2009 Big Ten Offensive Lineman of the Year.

► **at Philadelphia (9/12):** Appeared on special teams in first NFL contest, blocking on field goals and extra points.

► **vs. Buffalo (9/19):** Saw his first regular-season playing time at LT, taking over when Clifton was slowed by knee soreness in the first half. Entered the game with just under six minutes remaining in the second quarter and played the rest of the contest...Part of an offensive line that did not

allow a sack, and the Packers scored on their first three possessions of the second half.

▶ **at Chicago (9/27):** Played special teams and also saw action in reserve of Clifton late in the first half.

▶ **vs. Detroit (10/3):** Played on special teams.

▶ **at Washington (10/10):** Started at RT in place of Tauscher (shoulder), marking the first start of his NFL career...Protection and blocking helped the Packers post 427 net yards, and a season-high 157 yards rushing on 17 carries.

▶ **vs. Miami (10/17):** Started at RT, again in place of Tauscher.

▶ **vs. Minnesota (10/24):** Started at RT, and praised by coaches for his excellent play, primarily working against DE Ray Edwards, who was credited with two tackles and zero sacks...The line did not allow a sack and also gave the offense a boost with solid run blocking.

▶ **at New York Jets (10/31):** Started at RT.

▶ **vs. Dallas (11/7):** Again distinguished himself with solid play at RT, as the offensive line allowed only one sack...Helped offense pile up 415 net yards and average 5.8 yards per play in 45-7 rout.

▶ **at Minnesota (11/21):** Started at RT...Helped offense record 374 net yards, 20 first downs and control the clock for 33:16 in the victory.

▶ **at Atlanta (11/28):** Started at RT...The offensive line only allowed one sack, giving QB Aaron Rodgers time to pass for 344 yards while completing 26 of 35 attempts.

▶ **vs. San Francisco (12/5):** Started at RT, as the offense posted 410 net yards, 136 rushing yards – the third-highest total of 2010 – and dominated the time of possession, holding the ball for 37:11.

▶ **at Detroit (12/12):** Started at RT.

▶ **at New England (12/19):** Started at RT, part of an offensive attack that held the ball for 40:48, recorded 26 first downs, 369 total yards and converted 11-of-19 third downs.

▶ **vs. New York Giants (12/26):** Started at RT in an excellent performance by the offensive line against the Giants' formidable defensive front...Of the two sacks posted by New York, only one was offensive-line related, with the other being credited to the Giants after a fumble by Rodgers when the ball slipped out of his hand as he brought it back to pass and was recovered by RB John Kuhn...Against a New York defense that entered the game ranked No. 2 in the NFL, the Packers recorded 27 first downs, 515 net yards and held the ball for 37:01 in the 45-17 victory.

▶ **vs. Chicago (1/2/11):** In a hard-fought contest against a rugged Chicago defense that entered the game ranked among the NFL's top 10, the offensive line helped the unit average 5.4 yards per play and surrendered just two sacks in the victory.

▶ **NFC WILD CARD, at Philadelphia (1/9/11):** Opened the game at LT as the coaching staff wanted to use a play to take advantage of a defensive tendency, but played RT for the rest of the contest...Bounced back with a strong performance after being flagged for a couple of penalties the week before...Part of an offensive line that paved the way for the Packers to rush for 138 yards on 32 carries (4.3 avg.), including 123 by RB James Starks, the highest postseason total in club history by a rookie...The offense also posted 309 total yards and successfully converted 8-of-13 third-down attempts.

42 Morgan Burnett, S, Rookie, Georgia Tech

• Placed on injured reserve, Oct. 7, after suffering a torn ACL vs. Detroit, Oct. 3.

• Was off to a promising start in the first four games before being sidelined for the season, recording 15 tackles (11 solo) and an INT.

• Claimed starting spot when 2009 starter Atari Bigby opened the year on reserve/PUP (ankle). Became only the second rookie to open the season as a starter at S for the Packers since Chuck Cecil in 1988, joining current FS and three-time Pro Bowl selection Nick Collins (2005).

▶ **at Philadelphia (9/12):** In NFL debut, had four tackles (three solo), tied for second among DBs...Part of a defensive effort that held Eagles WRs Jeremy Maclin and DeSean Jackson to a combined eight catches for 68 yards and a TD...Joined CB Sam Shields, who started at nickel CB, as the first Green Bay rookie twosome to open a season as starters since the AFL-NFL merger in 1970. They were the first rookie duo to both start a game in the secondary for the Packers since Collins and CB Mike Hawkins Dec.

19, 2005 at Baltimore.

▶ **vs. Buffalo (9/19):** Started at SS and posted his first career INT, wrestling the ball away from WR Roscoe Parrish in the fourth quarter, as both players arrived at the low pass at nearly the same time at the Green Bay 41. The turnover led to a five-play, 52-yard TD drive that put the Packers ahead, 34-7. The drive was capped by WR James Jones hauling in a 30-yard scoring toss from QB Aaron Rodgers...Added four tackles (three solo) – including stopping RB Marshawn Lynch for no gain up the middle on the play before the INT – and added a pass defended...Turned in a top performance against his former college coach and current Buffalo head coach Chan Gailey.

▶ **at Chicago (9/27):** Started at SS, and posted four tackles (two solo).

▶ **vs. Detroit (10/3):** Started at SS and had three stops while playing 23 plays, but suffered a torn ACL in his knee, ending his season...Estimates were he participated in up to 10 plays with the injury before departing.

TRANSACTION: Placed on injured reserve, Oct. 7 (knee).

24 Jarrett Bush, CB/S, 5th Year, Utah State

• Key special teams performer throughout his career also adds proven experience to the secondary and the versatility to play both S and CB.

• Annually ranks among the top tacklers on the coverage teams as one of the units' outside 'gunners,' and is also a willing and effective blocker for the return units.

• Ranked second on the coverage units in 2010 with 12 stops, and added a forced fumble and a fumble recovery.

• Contributed briefly on defense in 2010, posting 10 tackles (seven solo) and two passes defended. In 2009, started three contests as a nickel CB and recording a career-best 26 stops and an INT.

▶ **at Philadelphia (9/12):** Praised by special teams coaches for his blocking on kick returns, with WR Jordy Nelson posting five returns for 156 yards (31.2 avg.)...Also sparkled as outside 'gunner' on punt return coverage units, helping limit Eagles returner DeSean Jackson to two returns for 14 yards...In limited action had a tackle on defense.

▶ **vs. Buffalo (9/19):** Played on special teams...Served as a blocker on kickoff return units that helped Nelson average 30.5 yards on a pair of returns.

▶ **at Chicago (9/27):** Played on special teams.

▶ **vs. Detroit (10/3):** Played extensively on defense for the first time in 2010, notching five tackles (three solo)...With the Lions at the Green Bay 30, broke up a pass intended for TE Brandon Pettigrew early in the fourth quarter on third-and-9, forcing Detroit to kick a FG...With CB Sam Shields on the inactive list, played nickel CB.

▶ **at Washington (10/10):** Played on special teams...Blocker on punt return unit that helped spring CB Tramon Williams for a season-long 52-yard return.

▶ **vs. Miami (10/17):** Played on special teams, posting three tackles on the coverage units...Stopped KR Nathan Carroll at the Miami 26 on the first kick return.

▶ **vs. Minnesota (10/24):** Played on special teams, posting one tackle – drilling WR Percy Harvin with a big hit at the Minnesota 16 after a 13-yard return on the opening kickoff.

▶ **at New York Jets (10/31):** Played on special teams...Part of an excellent day for the punt coverage units, after which P Tim Masthay earned NFC Player of the Week honors for punting eight times with a net average of 41.5 and putting five inside the 20...Hustled to down a 47-yard punt at the New York 5 late in the third quarter on a Jets' march that would lead to a QB Mark Sanchez INT at the Green Bay 43 on the ensuing drive.

▶ **vs. Dallas (11/7):** Ripped the ball from the arms of returner Bryan McCann on a kickoff, and it was returned by S Nick Collins 26 yards for a TD with 2:04 left in the first half. The score – on the heels of an 8-yard TD grab by WR Greg Jennings – quickly inflated Green Bay's lead to 28-0...Also recovered a muffed punt by WR Dez Bryant at the Dallas 17...Credited with one tackle on kickoff coverage...Played 12 plays on defense and had one stop.

▶ **at Minnesota (11/21):** Played on special teams, and briefly on defense at S in the fourth quarter...Had one tackle on special teams

▶ **at Atlanta (11/28):** Played on special teams.

▶ **vs. San Francisco (12/5):** With injuries in the secondary, saw most duty on defense in several weeks, participating in 15 plays and notching two

tackles (one solo)...On special teams, had a pair of tackles, including a solo stop.

► **at Detroit (12/12):** Played on special teams and participated in three plays on defense.

► **at New England (12/19):** Participated in 11 plays on defense, recording one tackle, as part of the rotation in the secondary. Playing time increased as the sixth defensive back after S Nick Collins departed following a rib injury in the first half...Added an assisted tackle on special teams...Combined with S Atari Bigby to drag down Alge Crumpler after a 2-yard gain on a fourth-quarter kickoff return.

► **vs. New York Giants (12/26):** On special teams, posted one assisted tackle on kickoff coverage...Part of a kickoff coverage team that allowed an average of just 18.6 yards per return (eight for 148 yards), and a punt coverage unit that allowed an average of just 4.3 yards on three returns.

► **vs. Chicago (1/2/11):** Played a key role in an excellent day for the special teams against one of the NFL's top return units...A key figure in holding PR Devin Hester in check for the majority of the contest, as the special teams unit downed four punts inside the 20 and helped P Tim Masthay post a 36.6 net average. On successive punts in the fourth quarter, downed both inside the Chicago 5, the first, with 9:53 remaining, at the 3, and the second, with 4:57 left on the clock, at the 2...On kickoff returns, Danieal Manning averaged 15.5 yards on two returns...Combined with Brandon Underwood to drop Manning at the Chicago 23 after a 3-yard kickoff return in the third quarter...Blocking also helped spring CB Tramon Williams for a 41-yard punt return in the third quarter, setting up a 23-yard FG by K Mason Crosby that tied the game.

► **NFC WILD CARD, at Philadelphia (1/9/11):** Had two stops on special teams, both on kickoff coverage...Opened the game with a solo tackle of Eagles' kick returner Gerard Lawson at the Philadelphia 14...Dropped Lawson again in the second quarter after a 14-yard return...Played six downs on defense, notching one tackle.

54 Brandon Chillar, LB, 7th Year, UCLA

• Athletic defender gave coaching staff multiple options because of his versatility and ability to adapt to different schemes before being placed on injured reserve (shoulder), Nov. 30.

• Inactive for a three-game stretch with the shoulder injury suffered at Chicago, Sept. 27, but returned to action vs. Minnesota, Oct. 24, and continued to play with a brace on the joint. Re-injured the shoulder at Atlanta, Nov. 28, with the injury ultimately leading to him being placed on injured reserve for the remainder of the season.

• Throughout his career, has shown the speed and skill to cover RBs and TEs, and the sudden hitting ability to fill against the run.

• While also contributing on special teams, in 34 games with the Packers has posted 129 tackles, four sacks, knocked away 16 passes, added an INT and recovered a fumble.

• Contended for starting ROLB spot throughout camp, a position eventually landed by Brad Jones, before being moved back to Buck LB.

• In 2010, recorded 18 stops (14 solo), a sack and an INT. First INT of his seven-year NFL career came vs. Buffalo, Sept. 19.

► **at Philadelphia (9/12):** Started at Buck LB in nickel package, his 12th start with the Packers, and rarely left the field with the unit in nickel throughout the contest...Recorded seven tackles (six solo) to rank second on team to LOLB Clay Matthews. Tackle total was the highest since posting 10 at Minnesota, 10/5/09...Marked the 90th regular-season contest of his NFL career, and 27th with Green Bay.

► **vs. Buffalo (9/19):** Played in reserve, but had the first INT of his career on the Bills' opening drive of the second half, stepping in front of a QB Trent Edwards pass at the Buffalo 48 that had been tipped. Added a 9-yard return, and the turnover led to a seven-play, 39-yard march that pushed Green Bay ahead, 20-7. That drive was capped by a 7-yard strike from QB Aaron Rodgers to WR Donald Driver...Also posted a pair of tackles.

► **at Chicago (9/27):** Played in reserve on defense, and had three tackles, including a solo stop....Suffered a shoulder injury in the contest, and while he would return to play with it during the season, it would ultimately lead to him being placed on injured reserve.

► **vs. Detroit (10/3) – vs. Miami (10/17):** Inactive (shoulder).

► **vs. Minnesota (10/24):** Participated in 10 plays on defense, his first action since injuring his shoulder, Sept. 27, at Chicago...Played with a brace on the joint and had a pair of tackles...30th game with the Packers since joining the team in 2008.

► **at New York Jets (10/31):** Extremely productive while participating in 13 plays on defense, notching two solo stops, a sack and a pair of passes defended...Dropped QB Mark Sanchez for a 9-yard loss with 4:53 remaining in the first quarter, running through a block by RB LaDainian Tomlinson and moving the Jets back to their own 20. On the following play, P Steve Weatherford tried to run for a first down on fourth-and-18 on a fake punt, but was shoved out of bounds after a 17-yard gain, giving Green Bay the ball at the New York 36. Five plays later on a quick drive, the Packers took a 3-0 lead on a 20-yard FG by Mason Crosby...Sack was his first of 2010...Also played on special teams.

► **vs. Dallas (11/7):** Played briefly on defense and also contributed on special teams.

► **at Minnesota (11/21):** Participated on defense and special teams...Had one stop on defense while appearing in 13 plays.

► **at Atlanta (11/28):** Injured shoulder on kickoff coverage on the last play of the first quarter and did not return...Had one special teams stop...Also played briefly on defense in the first half.

TRANSACTION: Placed on injured reserve, Nov. 30 (shoulder).

76 Chad Clifton, T, 11th Year, Tennessee

• Started the ninth postseason contest of his career at Philadelphia in the Wild Card playoff game.

• Veteran blocker has been the cornerstone of the offensive front since his arrival as the 44th overall pick in 2000 and a key part of a Green Bay offense that has ranked among the NFL's top 10 in eight of his 11 seasons.

• Reached the 150-game career milestone with Green Bay vs. Minnesota, Oct. 24, making him only the 19th player – and sixth offensive lineman – in club history to do so.

• Practices sparingly during the week to rest nagging injuries sustained from the wear and tear of a long career in the NFL trenches, a regimen he has credited with keeping him in top form on game days.

• After performing at a level recently described by the coaching staff as his best in several years, was voted to the Pro Bowl for the first time in his career – though he attended the postseason all-star game in 2007 as an alternate and injury replacement and has been an alternate three other seasons.

• Considered an expert in pass protection, but has also cleared lanes for eight 1,000-yard rushers during his career, and five of the club's top eight single-season rushing totals.

► **at Philadelphia (9/12):** Started at LT, opening the season on the active roster for the first game for the 11th straight season.

► **vs. Buffalo (9/19):** Started the 140th game of his career and played in the 145th, but struggled performance-wise with a nagging knee injury early and was replaced by rookie Bryan Bulaga. Practice time was limited throughout the week.

► **at Chicago (9/27):** Started, but again was replaced briefly by Bulaga in the first half before returning to the field in the third quarter...Part of an offensive line that did not allow a sack.

► **vs. Detroit (10/3):** Started at LT.

► **at Washington (10/10):** Started at LT...Blocked for a rushing attack that had 157 yards, a season-high total to this date, on 17 attempts.

► **vs. Miami (10/17):** Started at LT.

► **vs. Minnesota (10/24):** In the 150th game of his NFL career, turned in an outstanding performance against Vikings' standout Jared Allen, holding the DE to one tackle and largely out of the Green Bay backfield as the offensive line did not allow a sack...Typically left on his own to block the annual Pro Bowl defender...The running game was also effective, taking pressure off the passing attack with 84 yards on 23 carries and a Brandon Jackson TD run.

► **at New York Jets (10/31):** Started at LT in a defensive struggle where the Packers ground out a 9-0 victory...Packers allowed just two sacks to one of the NFL's top pass-rushing clubs.

► **vs. Dallas (11/7):** Started at LT, the 115th of the last 121 regular-season

games that he has opened...Matched up with Pro Bowl LB DeMarcus Ware most of the contest, and only allowed two tackles by the defender. Ware entered the game with eight sacks...Offensive line allowed just one sack, and the offense posted 415 yards on 71 plays, with 26 first downs.

▶**at Minnesota (11/21):** Started at LT...Entire offense turned in a dominating performance in 31-3 victory, with 374 net yards, 33:16 time of possession and 20 first downs.

▶**at Atlanta (11/28):** Started at LT...Part of an offensive line that only allowed one sack.

▶**vs. San Francisco (12/5):** The 155th game of his NFL career, all with Green Bay.

▶**at Detroit (12/12):** Started at LT, the 156th game of his career. Pulled even with Ken Ruetters (1985-96) and Frank Winters (1992-2002) for the 14th-most games played in club history.

▶**at New England (12/19):** Started at LT, the 157th game of his career. Total moved him into sole possession of fourth place among offensive linemen in team history.

▶**vs. New York Giants (12/26):** Started at LT, the 158th game of his career, moving past Mark Lee (157, 1980-90) to rank 15th for most games played in club record books...Part of an excellent performance by the offensive line against a formidable New York defensive front. Of the two sacks posted by the Giants, only one was offensive-line related, with the other being credited to New York after a fumble by QB Aaron Rodgers when the ball slipped out of his hand and was recovered by RB John Kuhn...Against a New York defense that entered the game ranked No. 2 in the NFL, the Packers recorded 27 first downs, 515 net yards and held the ball for 37:01 in the 45-17 victory.

▶**vs. Chicago (1/2/11):** In a hard-fought contest against a Chicago defense that entered the game ranked among the NFL's top 10, the offensive line helped the unit average 5.4 yards per play and surrendered just two sacks in the victory.

▶**NFC WILD CARD, vs. Philadelphia (1/9/11):** Opened the game at RT as the coaching staff wanted to use a play to take advantage of a defensive tendency, but played LT for the rest of the contest...Chief blocking responsibility was RDE Trent Cole, the three-time Pro Bowl pick and Eagles 2010 sack leader with 10, and held the defender to three tackles, zero sacks and no QB hurries...Part of an offensive line that paved the way for the Packers to rush for 138 yards on 32 carries (4.3 avg.), including 123 by RB James Starks, the highest total in club history by a rookie...The offense also posted 309 total yards and successfully converted 8-of-13 third down attempts.

73 Daryn Colledge, G, 5th Year, Boise State

- The only offensive lineman to start the last 49 regular-season games, including all 16 in 2010, with his playing time coming primarily at LG.

- Suffered a knee injury in the first quarter at Detroit and did not return, but was back in the starting lineup at New England the following week. • Pushed in the preseason by No. 1 pick Bryan Bulaga, a challenge he met by retaining his starting spot at LG.

- The versatile blocker slid over to LT for two games in 2009 when needed because of injuries along the offensive front.

▶**at Philadelphia (9/12):** Started at LG, opening the season as a starter for the fourth consecutive year.

▶**vs. Buffalo (9/19):** Started at LG, as offensive line did not allow a sack.

▶**at Chicago (9/27):** Opened at LG, as the offensive line did not allow a sack for the second straight contest.

▶**vs. Detroit (10/3):** Started at LG.

▶**at Washington (10/10):** The 65th start of his career...Helped the offense rush for a season-high 157 yards on 17 attempts.

▶**vs. Miami (10/17):** Reached 70 straight games played...Started at LG.

▶**vs. Minnesota (10/24):** Part of an inspired performance by the offensive line against a Vikings' defensive front that has annually ranked among the NFL's stoutest...The offensive front did not allow a sack and also cleared holes for an effective rushing attack.

▶**at New York Jets (10/31):** Started at LG.

▶**vs. Dallas (11/7):** Started at LG...Offensive line only allowed one sack; helped offense post 26 first downs, 415 net yards and average 5.8 yards

per play.

▶**at Minnesota (11/21):** Part of a front that paved the way for a dominating performance by the offense in 31-3 victory...Started at LG, the 70th start of his career.

▶**at Atlanta (11/28):** Started at LG...The offensive line only allowed one sack, giving QB Aaron Rodgers time to pass for 344 yards while completing 26 of 35 attempts.

▶**vs. San Francisco (12/5):** His 45th consecutive start...Part of an offensive line that cleared the way for 136 rushing yards, the third-highest total of 2009...The Packers also had 410 yards of offense, and a time-of-possession advantage of 37:11.

▶**at Detroit (12/12):** Suffered an injured knee on the team's first series of the game while making a tackle after a fumble by TE Andrew Quarless...Injured while tackling Brandon McDonald.

▶**at New England (12/19):** After not participating in practice on Wednesday and being limited on Thursday because of the knee injury he suffered at Detroit, started at LG...Part of an offense that controlled the clock for 40:48, posted 369 net yards and converted 11-of-19 third downs.

▶**vs. New York Giants (12/26):** Started at LG...Part of an excellent performance by the offensive line against a formidable New York defensive front. Of the two sacks posted by the Giants, only one was offensive-line related, with the other being credited to New York after a fumble by QB Aaron Rodgers when the ball slipped out of his hand and was recovered by RB John Kuhn...Against a New York defense that entered the game ranked No. 2 in the NFL, the Packers recorded 27 first downs, 515 net yards and held the ball for 37:01 in the 45-17 victory.

▶**vs. Chicago (1/2/11):** In a hard-fought contest against a rugged Chicago defense that entered the game ranked among the NFL's top 10, the offensive line helped the unit average 5.4 yards per play and surrendered just two sacks in the victory.

▶**NFC WILD CARD, at Philadelphia (1/9/11):** Helped escort Brandon Jackson into the end zone on a third quarter TD, when the RB looped behind a handful of blockers on a screen pass to gallop 16 yards to score and push the lead to 21-10...Part of an offensive line that paved the way for the Packers to rush for 138 yards on 32 carries (4.3 avg.), including 123 by RB James Starks, the highest postseason total in club history by a rookie...The offense also posted 309 total yards and successfully converted 8-of-13 third-down attempts.

36 Nick Collins, S, 6th Year, Bethune-Cookman

- In 2010, stalwart defender recorded 75 tackles – 64 solo – four INTs, a recovered fumble and 16 passes defended.

- One of the NFL's most respected DBs, was voted to the Pro Bowl this season for the third straight year, the first Packers S to earn the honor for three consecutive seasons since LeRoy Butler (1996-98).

- In career, has 21 INTs for 507 yards with four TDs, four forced fumbles and two fumble recoveries.

- Has often made biggest impact when it typically matters most in a game: 14 of career INTs have come in the second half, for 322 return yards and three TDs.

- Unselfish performer also a key contributor on special teams. Scored a TD by taking a fumble recovery vs. Dallas back for a score on a kickoff return, Nov. 7, and recovered an onside kick to open the game vs. New England, Dec. 19. Has added six special teams stops in 2010.

- Was selected second-team All-Pro by *The Associated Press* for the second straight year in 2009.

▶**at Philadelphia (9/12):** Started at FS, posting four solo tackles...Marked the sixth straight season he opened a year in the starting lineup...Helped hold Eagles QBs to under 200 yards and a passer rating of 87.7.

▶**vs. Buffalo (9/19):** Started at FS...Recorded nine stops, his highest regular-season tackle total since notching 11 vs. Houston, 12/7/08...Marked the 10th time in his career that he posted nine or more tackles in a contest... Also notched a pass defended...Suffered a strained hip flexor late in the contest.

▶**at Chicago (9/27):** Collided with a teammate while making a tackle on the opening drive and injured his left knee, but went to the locker room to have the joint taped and returned to action later in the first half...Recorded four

tackles (two solo)...Had an INT of a deep pass with 1:51 remaining, but it was negated by a pass interference penalty on S Morgan Burnett. The penalty moved the Bears to the Green Bay 9.

►vs. **Detroit (10/3)**: Started at FS and had three stops and a pair of pass break-ups in the victory.

►at **Washington (10/10)**: Rarely left the field, starting at SS and recording three tackles and two passes defended...Made a leaping deflection of a QB Donovan McNabb pass intended for WR Joey Galloway in the fourth quarter, knocking away the throw on third down to force a FG attempt that was missed.

►vs. **Miami (10/17)**: Started at FS...Recorded six tackles (five solo), two passes defended and a QB pressure...Broke up a long pass intended for WR Davone Bess late in the first half, a drive that would eventually lead to a Dolphins FG.

►vs. **Minnesota (10/24)**: Made the 18th INT of his career among the most memorable, leaping high and around Vikings WR Percy Harvin to snag a Brett Favre pass before falling to the turf with 9:18 remaining in the contest. An incredibly athletic play, the INT snuffed out a Minnesota drive as the Packers clung to a 28-24 lead that would eventually hold. Green Bay took over at its own 23...Part of a defensive effort that would hold Favre to a 50.4 passer rating...Tied his season high with nine tackles, including eight solo, the 11th game of his career with nine or more stops... Participated in all 68 plays on defense.

►at **New York Jets (10/31)**: Started at FS, his 45th straight start since missing three games in 2007...Played all 77 downs on defense and had four solo stops and a pass defended...In a defensive struggle where the Jets were shutout for the first time since 2006, helped hold QB Mark Sanchez to a passer rating of 43.3 while completing just 16-of-38...Also had a tackle on special teams, stopping WR Brad Smith at the New York 19 in the fourth quarter on a kickoff return.

►vs. **Dallas (11/7)**: Participated in 33 plays, notching four tackles (three solo) and a QB pressure...Biggest play came on special teams, when catching a ball that Jarrett Bush had ripped from the arms of returner Bryan McCann. Returned it 26 yards for a TD, putting the Packers ahead, 28-0, with 2:04 remaining in the first half...TD came on the heels of an 8-yard scoring pass from QB Aaron Rodgers to WR Greg Jennings, quickly putting the Packers' lead out of reach...Fifth TD of his career, but the first on special teams and also the first off a fumble return...Part of an outstanding defensive effort that held the Cowboys to just 205 total yards, and QB Jon Kitna to a 63.6 passer rating.

►at **Minnesota (11/21)**: Started at FS and had seven tackles – tied for tops among the secondary – and a QB pressure...Five of his stops were solo... In the first quarter, combined with CB Charles Woodson to stop WR Greg Camarillo after a 2-yard gain at the Green Bay 8 on third down, forcing a FG. Kick would prove to be the Vikings' lone points of the contest... Participated in 59 plays on defense...With injuries to Atari Bigby and Anthony Smith, was pressed into extended duty on special teams, and recorded two tackles...Helped hold Favre to a passer rating of 51.2 while completing just 17-of-38

►at **Atlanta (11/28)**: Had five tackles (four solo) and a QB pressure... Participated in 58 plays.

►vs. **San Francisco (12/5)**: Posted four solo stops, one pass defended and an INT with a 7-yard return...Made a diving fourth-quarter INT of a pass intended for TE Vernon Davis. Turnover ended a San Francisco drive at the Green Bay 38. It was the 19th INT of his career, and the third against the 49ers, all coming in victories...Part of an exceptional effort by the Packers' defense, which held the Niners to just 10 completions.

►at **Detroit (12/12)**: Recorded four tackles (three solo) and a pressure in the 90th start of his career...QB pressure came on a timely play in the third quarter, rushing on third-and-4 at the Green Bay 30 to force QB Drew Stanton to overthrow WR Calvin Johnson. K Dave Rayner attempted a 48-yard FG on the following play, missing to the left.

►at **New England (12/19)**: Suffered injured ribs in the second quarter, went to the locker room for X-rays and did not return. The results were negative... In the first half, participated in 26 plays and had one solo stop and a QB pressure...Biggest play came on special teams, streaking in to recover a surprise onside kick to begin the game. Recovered the loose ball at the

Green Bay 47, and the Packers would drive 40 yards in 11 plays for a FG and a 3-0 lead.

►vs. **New York Giants (12/26)**: Despite being listed as questionable throughout the week with the rib injury he suffered the week before at New England, played all 58 snaps and had five tackles (three solo), an INT, a fumble recovery and a pass defended...Late in the third quarter with the Packers clinging to a 31-17 lead, recovered a fumble that was forced when LB Clay Matthews raced from behind and punched the ball from the arms of RB Brandon Jacobs. Pounced on the loose ball at the Green Bay 27 after it was tipped by LB Desmond Bishop to keep it from going out of bounds... In the fourth quarter, intercepted QB Eli Manning at the New York 49 on a pass intended for WR Mario Manningham. The turnover set up a six-play drive that was capped by a 1-yard TD by RB John Kuhn for the game's final points...INT was the 20th of his career.

►vs. **Chicago (1/2/11)**: Posted three tackles (two solo), two passes defended and a game-clinching INT...With Chicago trailing, 10-3, picked off QB Jay Cutler at the Green Bay 11 with under 20 seconds remaining in the contest and the Bears threatening. On second-and-10 at the Packers' 32, Cutler overthrew WR Devin Hester in the middle of the field, and the INT ended what had been a 66-yard march. Returned it 24 yards before falling to the turf at the Green Bay 35 with 10 seconds left in the contest.

►**NFC WILD CARD, at Philadelphia (1/9/11)**: Started at FS and recorded two tackles (one solo) and a pass defended while participating in all 63 plays on defense...Part of a defensive unit that held Philadelphia to 16 points – the Eagles finished 2010 ranked No. 2 in the NFL in total offense and averaged 27.4 points per game – and 82 yards rushing.

Streaks & Milestones

- Has started 93 of a possible 96 regular-season games in career, missing three contests midway through the 2007 season with a knee injury.
- With four, is tied with Johnny (Blood) McNally for fifth on the Packers' all-time list for INT returns for TDs. Needs one to tie Darren Sharper and Bobby Dillon for third.

83 Tom Crabtree, TE, 1st Year, Miami (Ohio)

• A rugged blocker and key performer on special teams, has been an integral part of the rotation at TE since the early-season loss of Jermichael Finley (knee).

• In 2010 was among the club's best special teams performers on the coverage units, tying for second with 12 tackles. Also considered one of the best blockers for the return teams.

• Recorded four catches for 61 yards, with a long of 33.

• Earned a roster spot in what was a deep group of TEs despite playing with a sprained right wrist in a cast during most of training camp. First turned heads on the practice squad in 2009.

►at **Philadelphia (9/12)**: Participated on special teams and offense...Lauded by coaches for blocking on kick return unit, where WR Jordy Nelson averaged over 31 yards on five returns...Also added a pair of special teams tackles, dropping Ellis Hobbs after an 18-yard return early in the second quarter and then stopping him again later in the quarter after a 23-yard gain.

►vs. **Buffalo (9/19)**: Posted a pair of tackles on special teams, and the coaching staff termed him one of the club's best performers over the first two weeks...Awarded game ball for special teams play, as Nelson averaged over 30 yards on a pair of kick returns.

►at **Chicago (9/27)**: After missing some time during the week with an injured foot (arch), played on special teams and as a reserve on offense.

►vs. **Detroit (10/3)**: Played on offense and special teams, posting one assisted tackle on the coverage units.

►at **Washington (10/10)**: Credited with a tackle on kickoff coverage and saw extended duty on offense after the injuries to Finley and Donald Lee in the first half...Hauled in the first reception of his career, a 3-yard grab early in the fourth quarter.

►vs. **Miami (10/17)**: Had a career-long 33-yard reception, the second catch of his career...Reception came on the Packers' third play from scrimmage and first passing attempt. As he hauled in the pass he was hit by CB Benny Sapp, and the catch helped set up a FG.

►vs. **Minnesota (10/24)**: Had one tackle on special teams and played on

offense.

► **at New York Jets (10/31):** Recorded one tackle on special teams, stopping WR Brad Smith after a 25-yard kickoff return late in the fourth quarter, and also played on offense.

► **vs. Dallas (11/7):** Had one catch for 4 yards.

► **at Minnesota (11/21):** Played on offense and special teams.

► **at Atlanta (11/28):** Played on special teams and offense.

► **vs. San Francisco (12/5):** Played on offense and special teams...Continues to play an integral role on running downs on offense, a tribute to his blocking prowess...Packers rushed for 136 yards on 34 carries.

► **at Detroit (12/12):** Played on special teams and on offense.

► **at New England (12/19):** Played on offense and special teams.

► **vs. New York Giants (12/26):** Started and turned in one of the finer performances of his brief career...Had one reception for 21 yards, had three tackles on special teams – two on kickoff coverage and another on punt coverage – and also praised by special teams coaches for his blocking on the return units...Solid blocking helped the Packers record 119 yards rushing on 35 carries...Hauled in the 21-yard pass on the Packers' first drive of the second half, set up by a fumble recovery by S Atari Bigby. Catch advanced the ball to the New York 15, and four plays later, K Mason Crosby booted a 31-yard FG for a 24-14 lead.

► **vs. Chicago (1/2/11):** Played on special teams and on offense, with contributions on offense coming primarily as a blocker, as the unit only surrendered two sacks to a stout Bears' pass rush...Part of a stellar day for the special teams, which downed four punts inside the 20, held PR Devin Hester in check for the majority of the contest and limited KR Danieal Manning to two kickoff returns for a 15.5 avg. Made a key tackle of Hester after a 16-yard return late in the second quarter...Also helped spring CB Tramon Williams for a 41-yard punt return in the third quarter, which led to a 23-yard FG by Crosby to tie the game at 3.

► **NFC WILD CARD, at Philadelphia (1/9/11):** Opened the scoring of the game with a 7-yard TD grab late in the first quarter, finishing off a 10-play, 68-yard drive...Fanned out into the end zone and was wide open after a play-action fake by Rodgers, hauling in the first TD of his career...Added one special teams tackle.

2 Mason Crosby, K, 4th Year, Colorado

• Closed the 2010 regular season with 112 points on 46/46 PATs and 22/28 FGs (.786). Ranked fifth in the NFC and 11th in the NFL in scoring among kickers.

• Surpassed 100 points for the fourth straight season, and made over 78 percent of his FGs for the third time in his career (2007, 2008).

• Ended the year with 509 career points. That total ranks No. 2 in NFL record books for a player in his first four seasons, trailing only New England K Stephen Gostowski, who had 513 from 2006-09.

• Has 10 career FGs of 50 yards or more in his career, and 14 games with three or more FGs, including drilling 3-of-4 at New York to lift Green Bay to a 9-0 victory over the Jets in what was a defensive struggle.

• Reached 505 points after 63 career games (after the 15th game of 2010), reaching 500 points at the second-fastest pace in club history behind only RB Paul Horning (60 contests). Scored 129 points in 2009, connecting on 27-of-36 field goal attempts and 48-of-49 PATs.

• Drilled a career-long – and team record – 56-yard FG in the opener at Philadelphia, the longest FG in the NFC this season. Also had a 49-yarder in that contest, which gave him 400 points in 49 career games.

• In his career, is 107-of-137 (78.1) on FGs, and 188-of-189 on PATs.

• Of the six FGs he failed to convert this season, two were blocked and he misfired from 29, 45, 48 and 53 yards, twice hitting an upright.

• Entering the season, no current player had scored at a faster rate than Crosby since he entered the NFL in 2007. Set an NFL record for most points scored by a player in his first three seasons with 397, eclipsing Gostowski (388 points, 2006-08).

• Has scored 10 or more points in 21 career games.

► **at Philadelphia (9/12):** Opened the season in top form, connecting on 49- and 56-yard FGs, the latter ranking as the longest in club record books. The kick topped the previous team record of 54 yards held by K Chris Jacke (at Det., Jan. 2, 1994), K Ryan Longwell (at Tenn., Dec. 16, 2001)

and K Dave Rayner (at Phil., Oct. 2, 2006)...Both FGs came in the second quarter...The 56-yarder came as time expired in the first half, capping a quick seven-play, 39-yard drive that pushed the Green Bay lead to 13-3. At that date, it ranked No. 2 in the history of Lincoln Financial Field behind David Akers' 57-yarder vs. New England on Sept. 14, 2003, the stadium's inaugural season...Added three PATs.

► **vs. Buffalo (9/19):** Had a pair of FGs, from 44 and 24 yards in the first quarter, and added four PATs to finish with 10 points.

► **at Chicago (9/27):** Had a 38-yard FG and a pair of PATs, and had a 37-yard attempt blocked in the third quarter, his first unsuccessful kick of 2010.

► **vs. Detroit (10/3):** Had four PATs and a touchback on a kickoff.

► **at Washington (10/10):** Had seven points, connecting on two of four FG attempts and a PAT...Split the uprights on a 52-yard FG in the second quarter, the 10th kick of 50 yards or more in his career...Added a 36-yarder in the third quarter...Misfired on the following drive, missing a 48-yard attempt wide right...With a chance to win the game with seven seconds remaining in regulation, his 53-yard FG attempt hit the left upright.

► **vs. Miami (10/17):** Connected on both of his FG attempts and both PATs in the loss...Capped a seven-play, 46-yard march on the opening drive with a 46-yard FG, his fourth FG of more than 45 yards in 2010...As the last line of defense, made a tackle on the left sideline after a 37-yard kickoff return by CB Nolan Carroll with open field behind him...Hit a 26-yard FG with 10:45 remaining in the game to tie the contest at 13...Tacked on a PAT to send the game into OT following a 1-yard TD run by QB Aaron Rodgers with 16 seconds remaining.

► **vs. Minnesota (10/24):** Did not have a FG attempt for only the second game of 2010 (vs. Detroit, Oct. 3), going 4/4 on PATs.

► **at New York Jets (10/31):** Was responsible for all the points in closely-matched, defensive contest, making FGs from 20, 41 and 40 yards in swirling winds that gusted over 15 miles an hour at kickoff...First points of the game came on a 20-yard FG with 4:41 remaining in the first quarter, following a failed fake punt scramble by the Jets and a quick Packers drive. The 3-0 advantage would hold into the fourth quarter...Put the Packers ahead 6-0 with 6:36 to play with a 41-yard FG after an INT by Charles Woodson...Final FG was a 40-yard kick with 27 seconds left in the game after the Jets turned the ball over on downs, failing to convert on fourth-and-11 at their own 22...The 14th game of his career with three or more FGs.

► **vs. Dallas (11/7):** Scored nine points, with six PATs and a 26-yard FG in the fourth quarter...A 54-yard attempt in the first quarter was blocked, the second kick of 2010 that was deflected...Moved into seventh in club history in scoring, surpassing Cone.

► **at Minnesota (11/21):** Had four PATs and a 42-yard FG...FG capped a seven-play, 54-yard drive with 9:44 remaining in the first half and tied the game at 3...Credited by coaches with an excellent day on kickoffs, booting both long kicks and high, lofted kickoffs for coverage. The Vikings returned six for just 77 yards, a 12.8 avg...Added a tackle on kickoff coverage.

► **at Atlanta (11/28):** Had a 22-yard FG to even the score at 3 at the end of the first quarter, and kicked a pair of PATs...Also had a strong day on kickoffs, including a touchback.

► **vs. San Francisco (12/5):** Had 10 points, going 2-of-3 on FGs and making all four PAT attempts...Pushed consecutive games scoring streak to 60, which is second in club history (Ryan Longwell, 144)...The 21st game of his career scoring in double-digits...Hooked first FG attempt, a 29-yarder that found the left upright in the first quarter...Capped a short drive in the fourth quarter with a 43-yard FG...After a 17-play, 74-yard march, drilled a 24-yard attempt to give the Packers a 34-16 lead. The drive took 8:35 of the final quarter.

► **at Detroit (12/12):** Responsible for the club's lone points, a 42-yard FG in the third quarter. The kick gave the Packers the lead after an eight-play, 48-yard drive, and held until midway through the fourth quarter.

► **at New England (12/19):** Was successful on both FG attempts – from 31 and 19 yards – and added three PATs...Biggest play came on a successful onside kick on the opening kickoff, with S Nick Collins recovering the ball at the Green Bay 47. The Packers drove 40 yards in 11 plays, setting up the 31-yard FG and an early lead...Capped an 11-play, 53-yard drive early in the fourth quarter with a 19-yard FG after a Green Bay march stalled at

the New England 1.

►vs. **New York Giants (12/26)**: Was perfect on six PATs, and added a 31-yard FG...Third-quarter FG gave the Packers a 24-14 lead. The eight-play, 38-yard drive was set up by a fumble recovery by S Atari Bigby on New York's first possession...Reached 100 points for the season for the fourth-straight year...Surpassed the 500-point milestone for his career in his 63rd career game, trailing only Hornung (60 games) in club history as the fewest games to 500 points...Kickoff coverage units had an excellent day, allowing an average of 18.6 per return.

►vs. **Chicago (1/2/11)**: Had four points on a FG and a PAT in the 10-3 victory...Tied the contest with a 23-yard FG with 2:43 remaining in the third quarter, capping a six-play, 39-yard drive that was set up by a 41-yard punt return by CB Tramon Williams. It was his seventh straight successful FG... Added the PAT after the Packers took the lead following a 1-yard TD grab by TE Donald Lee early in the four quarter...Also did a fine job on kickoffs, with dangerous returner Danieal Manning held to an average of 15.5 on a pair of returns. Popped up the first two, with Manning held to 3 yards on the first return. Booted third kickoff over Manning's head for a touchback.

►**NFC WILD CARD, at Philadelphia (1/9/11)**: Totalled three points, all on PATs... Also had an excellent day on kickoffs, with his towering kicks helping hold the Eagles' Gerard Lawson to an average of 18.3 on three returns, and also adding a touchback.

62 Evan Dietrich-Smith, C/G, 2nd Year, Idaho State

• Signed Dec. 31 after G/T Marshall Newhouse was placed on injured reserve (back).

• Appeared in 13 games for the Packers as a rookie last season, primarily on special teams, after being the only non-drafted rookie to make the Packers' opening-day roster in 2009.

• Released by Green Bay in the final roster cutdown this season, then claimed by Seattle, where he was inactive for the first four games before being released Oct. 5.

►vs. **Chicago Bears (1/2/11)**: Inactive.

►**NFC WILD CARD, at Philadelphia (1/9/11)**: Inactive.

80 Donald Driver, WR, 12th Year, Alcorn State

• Played in 10th career postseason game at Philadelphia in NFC Wild Card playoff.

• The club's all-time leading receiver extends his records with each reception, he closed 2010 with a team-record 698 catches in the regular season for his career, for 9,615 yards and 53 TDs. The yardage total only trails James Lofton (9,656) in team record books, and ranks fourth all-time in TD receptions.

• Three-time Pro Bowl selection voted an alternate this season.

• Despite being placed on the inactive list vs. Dallas, Nov. 7, and sidelined for long stretches in a pair of other games with an injured quadriceps, still finished second on the team with 51 catches and ranked fourth with 565 yards (11.1 avg., long of 61) and could be consistently counted on for the big reception. Also tied for fourth on the team with four TDs.

• Recorded his ninth consecutive season with 50 or more grabs.

• Led the club with 16 receptions on third down, for 161 yards and a pair of TDs. Had five catches of 25 or more yards, and 28 of his grabs moved the chains for a first down.

• His 89-yard receiving day vs. Detroit, Oct. 3, was the 41st time in his career he posted 80 or more yards in a game.

• At Detroit in Week 14, moved into third in club history in yards from scrimmage, surpassing Jim Taylor (9,712, 1958-66), and finished the season with 9,832.

• Was hampered for several games by a quadriceps injury, forcing him to the sideline in the first half at New York without a reception, Oct. 31, but bounced back with a big game vs. San Francisco, hauling in four passes for 73 yards, including a rambling, 61-yard TD where he broke several tackles. The scoring catch marked the third consecutive season he had a TD grab of 60 yards or more, and the 14th grab of his career of 50-plus yards.

• Team record of 133 straight games with a catch came to a close vs. Minnesota, Oct. 24. Prior to that contest, the last time he did not catch a pass in a regular-season game was vs. Minnesota, 12/30/01. The streak

started in the finale that season at the New York Jets. Former team record for consecutive games with a reception was WR Sterling Sharpe's 103.

• Including the postseason, went over 10,000 career receiving yards in Week 16 vs. the New York Giants, and now has 10,132.

• Signed a two-year contract extension Aug. 6 that runs through 2012 and could allow him to retire with the lone team he's played for, though the spry veteran aims to play until he's 40.

►**at Philadelphia (9/12)**: Started the 125th game of his career – all with the Packers for the former 7th-round pick – and had five catches for 30 yards, including a 6-yard scoring grab with 1:48 remaining in the first half that was the 50th receiving TD of his NFL career. TD moved him into a tie with WR Max McGee for fourth in club record books in scoring receptions, and gave him 51 TDs for his career (including one rushing)...Of his five grabs, two went for a first down.

►vs. **Buffalo (9/19)**: Played in his 163rd game with Green Bay, moving into sole possession of 10th all-time for games played in team history, past C Larry McCarren and G Ron Hallstrom (162 each)...Had four grabs for 38 yards and a TD, giving him 51 receiving TDs for his career. The total moved him into sole possession of No. 4 in club record books and out of a tie with McGee...Caught a 13-yard pass on the game's opening play...Capped the Packers' first drive of the second half with a 9-yard scoring grab.

►**at Chicago (9/27)**: Posted nine catches for 61 yards...Marked the 12th game of his career with nine or more catches, and gave him an even 80 receptions in 18 games vs. the Bears...Reception total was his highest since hauling in 10 vs. Detroit, Nov. 22, 2007.

►vs. **Detroit (10/3)**: Had three catches for 89 yards and a TD, giving him 21 receiving TDs at Lambeau Field, breaking a tie for second with WR Sterling Sharpe on the stadium's all-time list. Now trails only WR Antonio Freeman, who had 36 TD grabs at Lambeau...His 29-yard TD grab was actually intended for Jermichael Finley, but Driver curled underneath the TE's route and made a diving catch while Finley pulled up and out of the way...Also hauled in a 48-yard reception in the second quarter that set up a TD strike to WR Greg Jennings on the next play...Primarily worked the underneath routes, with a long catch of 11 yards, with six of his receptions coming in the second half.

►**at Washington (10/10)**: Had four catches for 58 yards, including a 34-yard grab that set up a FG in the third quarter.

►vs. **Miami (10/17)**: Had three catches for 31 yards (10.3 avg.), including a long of 15, with two grabs moving the chains for first downs...Hauled in an 8-yard catch in the second quarter, extending his streak of games with a reception to a franchise-record 133, and 139 including the postseason... After a short grab shook loose for a 15-yard pickup before being shoved out of bounds by LB Karlos Dansby. The reception moved the chains in a drive for a FG that tied the game at 13.

►vs. **Minnesota (10/24)**: Played in his 168th regular-season contest, moving him past TE Ed West and LS Rob Davis for No. 7 on the team's all-time list...Saw franchise-record streak of games with a reception come to a close at 133, a total that extended to 139 including the playoffs.

►**at New York Jets (10/31)**: Sidelined in the second quarter with what was described by Coach Mike McCarthy as two separate injuries, both a bruised quad and a quadriceps strain...Injury had kept him off the practice field during the week prior to the game until Friday.

►vs. **Dallas (11/7)**: Inactive (quadriceps)...The first game he did not dress for since vs. Detroit, 12/30/07 (coach's decision), and the first he missed due to injury since vs. Detroit, 9/14/03 (neck).

►**at Minnesota (11/21)**: Returned to action after a one-game absence and had four catches for 31 yards (7.8 avg.)...Had a 10-yard grab in the second quarter, moving the chains for a first down on a drive that would be capped by an 11-yard TD reception by Jennings...Worked the middle for an 8-yard catch in the final quarter, picking up a first down that would lead to a 22-yard TD grab by Jennings that put the Packers ahead, 31-3.

►**at Atlanta (11/28)**: Had a pair of catches for 26 yards...Hauled in a 17-yard pass in the first quarter, moving the chains on a drive that was capped by a 22-yard FG by Crosby.

►vs. **San Francisco (12/5)**: After a series of contests being hobbled by a leg injury, returned to form with four catches for 73 yards, including a season-long, 61-yard TD where he ran through several defenders before

finally diving into the end zone. Rodgers called it “one of the best plays he had ever been a part of.” The TD, which came on the opening drive of the second half, increased the Packers’ lead to 21-13 and appeared to energize the team, which would score on the next three possessions...Teamed with Jennings (57 yards in the second quarter), to give Rodgers a pair of TD passes of 50 yards or more in the same game for the first time in the QB’s career.

►**at Detroit (12/12):** Had a pair of catches for 12 yards...Yardage total moved him into third on the club’s all-time list for yards from scrimmage, surpassing Taylor (9,712).

►**at New England (12/19):** Had three receptions for 31 yards...Hauled in a 16-yard pass on the opening drive to move the chains on a march that would end with a 31-yard FG to give the Packers an early lead...Had two catches late in the fourth quarter, both on the final drive that would stall at the New England 15. Last grab was on third-and-11, but the 10-yard catch with under 20 seconds remaining left the Packers with just one more play, and QB Matt Flynn was sacked.

►**vs. New York Giants (12/26):** Had three catches for 44 yards (14.7 avg.) in the 175th game of his career (138th start)...Biggest play came midway in the third quarter, diving to haul in a 33-yard strike to open a Packers’ drive after a New York FG had cut the Green Bay lead to 24-17. Three plays later, Rodgers found TE Donald Lee for a 1-yard TD to push the Packers ahead, 31-17...Had a memorable, 5-yard reception in the second quarter, diving to snare a pass with a single extended arm on third-and-3...Only the seventh player in club history to reach 175 games in a Packers uniform.

►**vs. Chicago (1/2/11):** Hauled in a team-high five passes for 41 yards in a closely fought contest dominated by both defenses...After catching four passes for 20 yards in the first half, had a 21-yard grab early in the fourth quarter on a five-play, 75-yard march that culminated with a 1-yard TD reception by Lee. The 21-yard catch on third-and-3 advanced the ball to the Chicago 47, and Rodgers found Jennings for a 46-yard completion on the next play. Lee’s TD, with 12:42 remaining in the contest, proved to be the game-winner.

►**NFC WILD CARD, at Philadelphia (1/9/11):** Led the team with five catches for 56 yards (11.2 avg.), including a long of 20...Made biggest impact on third-quarter TD drive, catching two passes for 26 yards. First grab was a 6-yard catch at the Green Bay 31 that moved the chains for a first down. Three plays later hauled in a 20-yard dart from Rodgers to the Philadelphia 49. The Packers would go on to score on a 16-yard catch-and-run by Jackson to go ahead, 21-10...Increased postseason total to 37 receptions, the fourth-highest mark in franchise history, and went over 500 career yards in playoffs, finishing the game with 517.

Streaks & Milestones

- Ranks first on the club’s all-time reception list with 698. Including 37 catches in the postseason, that total increases to 735 catches.
- Had caught a pass in 133 consecutive games (139 including postseason), No. 1 in franchise history prior to going without a reception vs. Minnesota, Oct. 24. Of the 176 games he has played in his career, has caught a pass in all but eight contests.
- Ranks second in team history with 9,615 career receiving yards, trailing only WR James Lofton (9,656). Has 10,132 career receiving yards including the postseason.
- Ranks fourth in club history with 22 career 100-yard receiving games.
- Has reached 50 catches each of the last nine seasons – a team record – and had over 1,000 yards receiving each of the previous six seasons (2004-09).
- Ranks first in receptions (333) and yards (4,601) at Lambeau Field.

88 Jermichael Finley, TE, 3rd Year, Texas

- Suffered a knee injury at Washington, Oct. 10, on the game’s second play from scrimmage and did not return. Had surgery, Oct. 12, and placed on injured reserve, Oct. 18.
- Entered his third season as a central figure in the Packers offensive attack and ranked among the NFL’s top TEs statistically over the first four games prior to being injured.
- Led the team in receiving yards (301) and average (14.3) after four contests and had 21 receptions. His yardage total was tied for second in

the league behind San Diego’s Antonio Gates (386) among all TEs after four contests.

- Has reached nine catches twice in his career: late last season vs. Pittsburgh and at Chicago, Sept. 27, the highest total in club history for a TE.
- Had already gone over 100 receiving yards twice in 2010, tying a club record for TEs (Paul Coffman, 1979) in a single season.
- Had seven receptions of 20 yards or more in 2010, including four receptions of 25-plus yards.

►**at Philadelphia (9/12):** Had four catches for 47 yards (11.8 avg.), including a long of 20. Three of his catches were for first downs.

►**vs. Buffalo (9/19):** Started and had four receptions for 103 yards (25.8 avg.), including a long of 34...Had two catches for 66 yards in the first quarter...Ran down the sideline with a 34-yard grab early in the opening quarter, the game’s longest play from scrimmage. The play set up a 24-yard FG four downs later for a 6-0 lead...Had a 32-yard catch on the Packers’ next possession, sprinting under a lofted pass. The reception led to a one-yard scoring plunge by RB Brandon Jackson several plays later, pushing Green Bay ahead 13-0...Moved the chains with another long reception in second half with a 22-yard grab. The catch, advancing the offense from the Buffalo 42 to the 20, led to an Aaron Rodgers 9-yard TD run four plays later, giving Green Bay a 27-7 advantage...Average of 25.8 yards per catch was the second-best single-game performance in team history (min. four receptions) by a TE, trailing Coffman’s 30.5-yard mark on four receptions at Chicago, 12/18/83.

►**at Chicago (9/27):** Tied his career high with a team-leading nine receptions, equaling his total at Pittsburgh, 12/20/09, and also had 115 yards...Posted his second straight 100-yard game. Became only the second TE in club history to achieve the feat, matching Coffman in 1979...Already ranks second in team record books in 100-yard performances for TEs, with three, trailing Coffman with six...Had catches of 28, 26, and 20 yards in the contest, increasing his total to seven of 20-plus yards on the season...A 26-yard catch down the right sideline on the opening drive set up WR Greg Jennings’ 7-yard TD grab two plays later...Departed in the final quarter due to leg cramps and went to the locker room for an IV and then returned for the final series, but did not have another catch.

►**vs. Detroit (10/3):** Had a relatively quiet week compared to his previous two games, with a team-high four catches for 36 yards, including a 13-yard TD grab that gave the Packers a 14-0 lead with 10:05 remaining in the first half...TD was the seventh of his career, and the fifth scoring grab in his last nine regular-season contests.

►**at Washington (10/10):** Injured on the second play from scrimmage (knee) and did not return. Had knee surgery Oct. 12.

►**vs. Miami (10/17):** Inactive (knee).

TRANSACTION: Placed on injured reserve, Oct. 18 (knee).

10 Matt Flynn, QB, 3rd Year, Louisiana State

- Reserve passer had the confidence of the coaching staff to step into the lineup whenever needed, and rewarded their faith with a standout performance in first NFL start, showing confidence and poise while starting at New England, Dec. 19, on NBC’s Sunday Night Football against what had arguably been the league’s hottest team.
- Threw three TDs, posted a passer rating of 100.2 and nearly led the Packers to victory against the Patriots.
- Pressed into duty late in the second quarter vs. Detroit, Dec. 12, after starting QB Aaron Rodgers suffered a concussion.
- Appeared in seven games in 2010.

►**at Philadelphia (9/12) – vs. Miami (10/17):** Active for each contest, but did not appear in the game.

►**vs. Minnesota (10/24):** Attempted a pass coming out of a fake field goal formation on fourth-and-7 from the Minnesota 37 in the second quarter. Quickly went from holder to a shotgun formation...Long pass to Andrew Quarless was incomplete, overthrown when the TE stumbled while open deep...It was his first passing attempt since the 2009 finale.

►**at New York Jets (10/31):** Active, did not play.

►**vs. Dallas (11/7):** Entered the game with 8:41 remaining and the Packers leading, 45-7...Participated in seven plays, six handoffs, and tossed an

incompletion on a deep pass to WR Brett Swain.

▶**at Minnesota (11/21):** Entered contest in relief of Rodgers with 6:37 left in the game and Green Bay ahead, 31-3...Led the Packers on a 10-play drive that eventually stalled at the Minnesota 33 with 24 seconds remaining...Completed lone attempt, a 5-yard pass to WR Jordy Nelson...Also scrambled around right end for 5 yards.

▶**at Atlanta (11/28):** Active, did not play.

▶**vs. San Francisco (12/5):** Participated in two plays at end of the game.

▶**at Detroit (12/12):** Saw the most extended playing time of his career up to this point, entering the game with 1:12 remaining in the second quarter after Rodgers was removed with a concussion...Completed 15-of-26 for 177 yards, with an INT and a passer rating of 62.5...Also had three carries for 10 yards...Led Packers to a FG on the opening drive of the second half, finding Quarless for a 20-yard gain, connecting with the TE again three plays later for 11 yards, and completing a 7-yard pass to WR James Jones to the Detroit 24. After a pair of incompletions, K Mason Crosby drilled a 42-yard FG...Engineered an 81-yard march on the next possession by completing 4-of-6 for 67 yards before tossing an INT on a pass intended for WR Donald Driver in the end zone. Started the drive on the Green Bay 10, and converted the initial third down of the game for the Packers on a 12-yard scramble on third-and-10. Two plays later he lofted a 32-yard pass to WR Greg Jennings – over CB Chris Houston – to the Detroit 35. Completions of 8 and 18 yards to Nelson moved the Packers to the Detroit 9, but was intercepted on 2nd-and-goal by LB DeAndre Levy, who did not bite on a play-action fake. The defender slipped right in front of Driver in the end zone...After two stalled drives, the offense had one more chance with 3:58 remaining and the Packers trailing, 7-3. On third-and-11 from the Green Bay 8, completed an 18-yard strike to Jones, and followed with a 14-yard screen to RB Dimitri Nance and a 9-yard toss to Jennings. Would add consecutive completions to Quarless for 19 yards before facing third-and-1 from the Detroit 31, overthrowing a short pass to Driver. On the next play, a deep pass down the left sideline to Jennings was overthrown.

▶**at New England (12/19):** In his first NFL start, finished 24-of-37 for 251 yards and three TDs, an INT and a passer rating of 100.2...Completed passes to 10 different receivers, and rushed for 13 yards on three carries...After leading the Packers to a 31-yard FG following a successful onside kick to start the game, found Jones on a 66-yard TD early in the second quarter to give Green Bay a 10-7 lead...Pushed the lead to 17-7 with a 1-yard scoring strike to Jennings late in the quarter, capping an 82-yard drive after completing six passes for 54 yards on the march...First attempt of the second half proved costly. Trying to connect with Jones on a slant, the pass was intercepted by Kyle Arrington, and the CB returned it 36 yards for a TD and a 21-17 lead. Jones was bumped off his route and the ball went right to the defender...Bounced back admirably, engineering a 13-play, 69-yard drive that ended with a 6-yard TD pass to RB John Kuhn, with the Packers regaining the lead at 24-21...Trailing, 31-27, with 4:22 remaining, Green Bay took over at its own 43. After three first downs, he found Jones and then Driver to move the Packers to the New England 15 with under 20 seconds remaining, but on the final snap was sacked...Became first Packers QB to toss three TDs in his first NFL start since Anthony Dilweg in a 36-24 victory over the Los Angeles Rams, 9/9/90.

▶**vs. New York Giants (12/26):** Entered the game with 2:10 remaining and the Packers leading, 45-17...Handed the ball off three times.

▶**vs. Chicago (1/2/11):** Active, did not play.

▶**NFC WILD CARD, at Philadelphia (1/9/11):** Active, did not play.

49 Robert Francois, LB, 1st Year, Boston College

• LB had gone back and forth a couple of times off the practice squad to the active roster in 2010 – primarily contributing on special teams when active – before starting for the first time in his NFL career vs. the New York Giants, Dec. 26.

• Most recently signed to active roster, Dec. 1, after LB Brandon Chillar was placed on injured reserve.

• Had three special teams stops during the regular season in 2010, and contributed a pair of stops on defense.

• Originally signed to active roster, Oct. 13, after S Derrick Martin (knee) was placed on injured reserve.

• Released by Green Bay in the final roster cutdown in September, and had been on the practice squad for six games.

• In 2009, spent the final four weeks of the regular season and the playoffs on the Packers' practice squad. Entered the NFL as a non-drafted free agent with the Minnesota Vikings in May 2009.

▶**vs. Miami (10/17):** Played on special teams.

▶**vs. Minnesota (10/24):** Played on special teams.

▶**at New York Jets (10/31):** Played on special teams and had one tackle.

▶**vs. Dallas (11/7):** Inactive.

▶**vs. San Francisco (12/5):** Played on special teams.

▶**at Detroit (12/12):** Played on special teams.

▶**at New England (12/19):** Played on special teams and had one tackle, dragging down Dan Connolly at the Green Bay 4 after a 71-yard kickoff return. The Patriots would score a TD three plays later.

▶**vs. New York Giants (12/26):** Started at ROLB and had two assisted tackles...Solid special teams performer moved into starter's role on a thin linebacker corps after injuries to Frank Zombo (sidelined for a few weeks with a knee injury) and Erik Walden (quad), though Walden was active...Provided a consistent pass rush, with three QB hits and a pair of QB pressures...Also played on special teams.

▶**vs. Chicago (1/2/11):** Played on defense and special teams...Part of a coverage unit that had an excellent day against one of the NFL's top return units...Helped hold PR Devin Hester in check for the majority of the contest, as the unit downed four punts inside the 20 and helped P Tim Masthay post a 36.6 net average. On kickoff returns, Danieal Manning averaged 15.5 yards on two returns...Blocking helped spring CB Tramon Williams for a 41-yard punt return in the third quarter, setting up a 23-yard FG by K Mason Crosby that tied the game.

▶**NFC WILD CARD, at Philadelphia (1/9/11):** Played on special teams, notching one tackle.

61 Brett Goode, LS, 3rd Year, Arkansas

• Has performed flawlessly in each of the team's 48 regular-season games and the postseason since being signed on the eve of the 2008 season.

• Has added nine tackles and a fumble recovery on the coverage units during his career, including five stops this season.

▶**at Philadelphia (9/12):** Handled snapping duties, including a perfect delivery on K Mason Crosby's 56-yard FG in the second quarter, the longest FG in franchise history and the longest in the NFC in 2010.

▶**vs. Buffalo (9/19) – vs. San Francisco (12/5):** Served as long snapper on punts and placements in each contest.

▶**at Detroit (12/12):** Had two special teams tackles on punt coverage.

▶**at New England (12/19):** Played on special teams, serving as long snapper on punts and placements...Had one special teams tackle.

▶**vs. New York Giants (12/26):** Served as long snapper.

▶**vs. Chicago (1/2/11):** Handled long-snapping duties, and also had a pair of special teams tackles...Made a key stop of Devin Hester following a 19-yard punt return in the second quarter...Helped hold Hester in check for the majority of the contest, as the unit downed four punts inside the 20 and helped P Tim Masthay post a 36.6 net average.

▶**NFC WILD CARD, at Philadelphia (1/9/11):** Served as long snapper on punts and placements. Also had an assisted tackle.

40 Josh Gordy, CB, Rookie, Central Michigan

• Signed to active roster, Dec. 1, after a 10-game stint on the practice squad...Entered the NFL with Jacksonville in May as a non-drafted free agent and spent most of the preseason with the Jaguars.

▶**vs. San Francisco (12/5):** Played on special teams and had one assisted tackle...Helped hold San Francisco kickoff return unit – including dangerous returner Ted Ginn – to an average of 14.3 yards on seven returns. Ginn had five returns for 81 yards (16.2 avg.).

▶**at Detroit (12/12):** Played on special teams.

▶**at New England (12/19):** Inactive.

▶**vs. New York Giants (12/26):** Inactive.

▶**vs. Chicago (1/2/11):** Inactive.

▶**NFC WILD CARD, at Philadelphia (1/9/11):** Inactive.

25 Ryan Grant, RB, 4th Year, Notre Dame

- The team's top rusher since his arrival in 2007 suffered an ankle injury in the opener at Philadelphia that required surgery and was placed on injured reserve, Sept. 14.

- In 2009 started all 16 games and was named a Pro Bowl alternate, leading the team with a career-high 1,253 rushing yards and a career-best 11 TDs on 282 carries (4.4 avg.)...Ranked seventh in the NFL in rushing yards...Also had 25 receptions for a career-high 197 yards (7.9 avg.)... Finished ninth in the NFL in yards from scrimmage with 1,450.

►**at Philadelphia (9/12):** Was off to his typically productive start, rushing for 45 yards on eight carries (5.6 avg.) before suffering a right ankle injury with 6:07 remaining in the first half after an 18-yard burst.

TRANSACTION: Placed on injured reserve, Sept. 14 (ankle).

95 Howard Green, NT/DE, 6th Year, Louisiana State

- Claimed off waivers, Oct. 27, to shore up the defensive line with a roster spot created after LB Brad Jones was placed on injured reserve (shoulder).

- Well-traveled veteran has played in 60 career games, including the last nine with the Packers. Entered the NFL as a sixth-round draft choice (190th overall) by Houston in 2002, and went on to play in one game for Baltimore in 2002, 18 games with New Orleans from 2003-04, 18 games with Seattle from 2007-08, and 14 games with the Jets over the past two years, including two contests this season.

- Brings size and bulk to the interior of the defensive front at 6-foot-2, 340 pounds, and bolsters the run defense with his ability to take on multiple blockers.

- Has 15 career starts, 12 with the Saints in 2004, and three with the Packers this season.

►**at New York Jets (10/31):** While pressed into action after participating in only one full practice, distinguished himself during his 34 plays, including posting four assisted tackles and a forced fumble...Praised by the coaching staff for his performance and quickness in learning a limited gameplan so rapidly...Early in the fourth quarter, penetrated the backfield and disrupted an exchange between RB LaDainian Tomlinson and WR Jerricho Cotchery on a reverse, resulting in an 8-yard loss. Credited with a forced fumble.

►**vs. Dallas (11/7):** Served as a reserve at DE...Presence again proved to be valuable after injury to Ryan Pickett in the second quarter...Defense held the Cowboys to just 39 rushing yards on 14 carries (2.8 avg.), and 205 total net yards.

►**at Minnesota (11/21):** Played in reserve role on defense.

►**at Atlanta (11/28):** Participated in 28 plays, notching a pair of tackles.

►**vs. San Francisco (12/5):** Started and had one stop while appearing in 10 plays.

►**at Detroit (12/12):** Had a pair of assisted tackles while participating in 16 plays.

►**at New England (12/19):** Started at RDE and recorded two assisted tackles, dividing time with C.J. Wilson to replace the injured Cullen Jenkins (calf)... Participated in 15 plays...Late in the second quarter, was the first to meet BenJarvus Green-Ellis in the hole at the Green Bay 1, dropping the RB for a 1-yard loss. But the Patriots would score on a short TD pass on the following play.

►**vs. New York Giants (12/26):** Started at RDE and had three tackles (two solo) while participating in 21 plays...Part of a defensive unit that held the Giants to 90 yards rushing on 21 carries, only the second time in 2010 that New York did not reach 100 yards. The Giants entered the game averaging 144.9 yards per contest, fifth in the NFL.

►**vs. Chicago (1/2/11):** Participated in 17 plays and recorded three tackles (two solo) and a 1/2 sack...Teamed with LB Erik Walden to drop QB Jay Cutler for a 9-yard loss late in the third quarter. QB takedown was followed by another Walden sack two plays later to push the Bears back into their territory after opening the drive at midfield...Combined with Walden again on Chicago's next drive on first down to drop RB Matt Forte after a 1-yard gain, and after two incompletions the Bears were forced to punt again...In a hard-fought contest, part of an outstanding day by the defense, which held the Bears to just a FG, 227 total yards, an average of 3.5 yards per play and 117 net yards passing...In the second half, Chicago posted 97 yards with one play over 12 yards.

►**NFC WILD CARD, at Philadelphia (1/9/11):** Inactive.

35 Korey Hall, FB, 4th Year, Boise State

- Unselfish player has never recorded a rushing attempt since being converted to FB from college LB in 2007, but is a weekly part of the gameplan because of his blocking.

- Also one of the club's best special teams players, with a team-high 15 tackles this season and 52 in his career.

- Hauled in five passes for 41 yards in 2009, and had his lone reception of this season vs. San Francisco, Dec. 5, a 9-yard grab.

- Hampered by hip, back and knee injuries this season, Hall has appeared in 12 games, with six starts. He has been inactive for four contests.

►**at Philadelphia (9/12):** Started at FB, added two special teams tackles... Awarded a game ball by coaching staff after being credited with five knock-down blocks for the return units. WR Jordy Nelson returned five kickoffs for 156 yards (31.2 avg.), including a 51-yarder...In the fourth quarter with the Packers holding a 27-20 lead, wrapped up WR DeSean Jackson with a solo stop in punt coverage at the Philadelphia 24 with 4:13 remaining. Green Bay's defense would hold on downs six plays later at the two minute warning, clinching the victory. The punt coverage unit would hold Jackson to two returns for 14 yards.

►**vs. Buffalo (9/19):** Inactive (hip).

►**at Chicago (9/27):** Returned to the active roster, blocking for a rushing attack that averaged 4.2 yards on 15 carries and playing special teams, notching one stop.

►**vs. Detroit (10/3):** Did not start with the offense opening in a two-TE alignment...Delivered punishing blocks on the final drive, when the Packers methodically ran out the final 6:32 off the clock, primarily on the yardage gained by RB John Kuhn behind the FB's blocking...Rushing attack produced 123 yards on 21 carries in the contest, helping Green Bay control the clock for 37:37...Recorded one tackle on special teams.

►**at Washington (10/10):** Did not start as the offense again opened in the two-TE formation...Blocked for a rushing attack that had a season-high 17 carries for 157 yards (9.2 avg.)...Also credited with a team-leading three tackles on special teams...Forced a fumble on the opening kickoff return of the second half, jarring the ball loose from WR Brandon Banks but the ball trickled out of bounds.

►**vs. Miami (10/17):** Started at FB and played on special teams, where he was credited with three tackles (two solo).

►**vs. Minnesota (10/24):** Started at FB...Played on special teams...Helped hold the Vikings to an average of 16.6 on five returns.

►**at New York Jets (10/31):** Started at FB and also had one assisted tackle on special teams...Though an unspectacular day for the running game, blocked for what was a solid performance for the rushing attack with 81 yards on 26 carries in a low-scoring, defense-dominated contest.

►**vs. Dallas (11/7):** Did not start as the offense opened in three-WR formation...Did solid blocking for an rushing attack that had 138 yards on 35 carries, the club's second-highest total of 2010...Added one stop on special teams...Part of a punt coverage unit that held Dez Bryant to just four yards on two returns.

►**at Minnesota (11/21):** Inactive (back).

►**at Atlanta (11/28):** Returned to the starting lineup at FB...Also played on special teams.

►**vs. San Francisco (12/5):** Started and had a 9-yard catch in the first quarter...Also played on special teams...Suffered a knee injury in the second quarter and did not return.

►**at Detroit (12/12):** Inactive (knee).

►**at New England (12/19):** Played on offense and special teams...Credited with two special teams stops, including a solo tackle of WR Julian Edelman after a 7-yard punt return in the second quarter...On the day, the Packers held the Patriots to a 3.7 avg. on three returns.

►**vs. New York Giants (12/26):** Had one special teams stop on kickoff coverage, dropping D.J. Ware after a 13-yard return in the second quarter...Part of an excellent coverage day for the special teams unit, which allowed an average of 18.6 yards on eight kickoff returns...Suffered a knee sprain in the contest and did not return.

►**vs. Chicago (1/2/11):** Inactive (knee).

► **NFC WILD CARD, at Philadelphia (1/9/11):** Inactive (knee).

9 Graham Harrell, QB, 1st Year, Texas Tech

- Signed with the Packers in May 2010 and had been on Green Bay's practice squad for 13 games before being signed to the active roster, Dec. 18.
- Took the roster spot vacated when S Anthony Smith (ankle) was placed on injured reserve.
- Finished his college career atop the NCAA record books in several passing categories, including TDs (134).
- **at New England (12/19):** Active, did not play.
- **vs. New York Giants (12/26):** Designated the third QB.
- **vs. Chicago (1/2/11):** Designated the third QB.
- **NFC WILD CARD, at Philadelphia (1/9/11):** Designated the third QB.

91 Justin Harrell, DE, 4th Year, Tennessee

- Former first-round draft pick's injury woes continued in the opener at Philadelphia. Appeared in the 14th game of NFL career, but suffered a knee injury in second quarter and placed on injured reserve, Sept. 14.
- **at Philadelphia (9/12):** Suffered an ACL injury to left knee while blocking on a FG attempt with 13:57 left in second quarter.
- TRANSACTION: Placed on injured reserve, Sept. 14 (knee).

41 Spencer Havner, TE, 2nd Year, UCLA

- Signed Nov. 12 to add depth to the TE corps, but ended up being another player forced to the sidelines for the remainder of the season at a position that has weathered multiple injuries in 2010.
- Placed on injured reserve, Nov. 30, with a hamstring injury he suffered at Atlanta two days before in his first action of the season with the Packers... Joined roster after T Mark Tauscher was placed on injured reserve.
- Played in 20 games with the Packers from 2008-09, including all 16 contests last season.
- Originally entered the NFL as a non-drafted free agent with Washington in 2006, and spent time on Green Bay's practice squad for three seasons (2006-08) before being signed to the active roster in December 2008.
- With the Packers during the 2010 preseason before being released in the final roster cutdown, and was claimed off waivers by Detroit. Played in five games this season for the Lions before being waived/injured on Oct. 14.
- **at Minnesota (11/21):** Inactive.
- **at Atlanta (11/28):** Played in his first game of 2010 with the Packers, but was injured (hamstring) in the second quarter while covering a kickoff and did not return.
- TRANSACTION: Placed on injured reserve, Nov. 30 (hamstring).

50 A.J. Hawk, LB, 5th Year, Ohio State

- Voted a Pro Bowl alternate, the fifth-year veteran has played in 80 regular season games with 77 starts – never missing a game in his career – and bringing toughness and energy to the middle of the defense at Buck LB.
- In one of his finest seasons, took on a bigger role in 2010 than in past years in pass defense and come through with excellent play, including recording a career-high three INTs, topping the two he had in 2006 and 2009. His three INTs tied for first among all NFL LBs in 2010.
- Led the team in tackles with 134 (97 solo), had a fumble recovery, 1/2 sack and nine passes defended.
- Has 25 games in his career with 10 or more tackles, including six in 2010.
- Second on the team in 2009 with 87 tackles (70 solo), a total he surpassed after 11 games this season.
- **at Philadelphia (9/12):** Play was limited to special teams, as the defense played almost entire game in nickel and dime formation. Kicked off the season by playing in the 65th game of his career.
- **vs. Buffalo (9/19):** Started and had 10 tackles (six solo), the 20th game of his career with a double-digit tackle total...Added a QB hit, and part of a defense that held the Bills to just 186 net yards...Went over 500 career tackles in the contest, and ended game with 502 stops in his five-year stint with the Packers.
- **at Chicago (9/27):** Started at Buck LB and part of a consistent defensive swarm that limited the Bears to 77 yards rushing on 18 carries, with 37

coming on QB scrambles out of the pocket...Part of a defense that held RB Matt Forte, who entered the game ranked sixth in the NFL with 267 yards from scrimmage, to just 43 yards, including 29 rushing on 11 attempts... Recorded seven tackles (five solo.)

► **vs. Detroit (10/3):** Turned in a solid performance, with 12 tackles, all solo, a QB pressure, and an INT with a 12-yard return...First-quarter INT ended a Detroit scoring opportunity at the Green Bay 10 and was the sixth of his career.

► **at Washington (10/10):** Rarely departed the field and ranked second on the team with eight tackles (seven solo) and added a QB pressure and a pass defended.

► **vs. Miami (10/17):** Started at Buck LB and participated in 80 plays...With LB Desmond Bishop, tied for the team-lead in stops with 16 (10 solo)... Tackle total was a season high, and the most since notching a career-best 20 at Seattle (11/27/06) as a rookie...It was the fourth time he collected 16 or more stops in a contest...Teamed with CB Charles Woodson to stop FB Lousaka Polite for no gain on third-and-1 at the Green Bay 27 with 2:18 remaining in the third quarter, then part of the low swarm that denied RB Ronnie Brown on fourth down.

► **vs. Minnesota (10/24):** Participated in 68 plays, taking every snap on defense...Biggest play came on third-and-4 at midfield with 11:56 remaining in the third quarter, when he picked off a Brett Favre pass intended for WR Bernard Berrian and returned it 21 yards to the Minnesota 41. Five plays later, QB Aaron Rodgers would find WR Greg Jennings for a 14-yard TD pass, giving the Packers a 21-17 lead...Had a team-high 13 tackles.

► **at New York Jets (10/31):** Tied for second on the team with nine tackles (eight solo) in the shutout victory...Added one pressure and a pass defended as the Packers held QB Mark Sanchez to a passer rating of 43.3 while completing just 16-of-38...Part of a defensive unit that was sturdy against the run in a closely-fought defensive struggle, holding top RB duo of LaDainian Tomlinson and Shonn Greene to a combined 76 yards on 22 carries, with a long rush of 8.

► **vs. Dallas (11/7):** Started the 70th game of his career, posting three tackles (two solo) and a pass defended...The defense held the Cowboys to just 39 yards rushing on 14 carries (2.8 avg.) and QB Jon Kitna posted a passer rating of 63.6.

► **at Minnesota (11/21):** Turned in an excellent all-around performance, tying for the team-lead in stops with eight (seven solo), recording two tackles for a loss, notching a pair of QB hits and recovering a fumble...Dropped RB Adrian Peterson for a 2-yard loss in the first quarter in a game where the Pro Bowler was held to 72 rushing yards...Recovered a fumble by RB Toby Gerhart early in the second quarter, which was forced by CB Charles Woodson...Defense held Favre to a 51.2 passer rating, with the veteran completing just 17-of-38.

► **at Atlanta (11/28):** Recorded eight stops (four solo), a tackle for a loss and a QB pressure in the 75th game of his NFL career...Drilled RB Michael Turner for a 2-yard loss on a draw in the third quarter, helping force an Atlanta punt two plays later.

► **vs. San Francisco (12/5):** Posted five stops (four solo) while participating in 51 plays...Defense held the Niners to 10 pass completions, a 64.4 rating and 97 yards rushing.

► **at Detroit (12/12):** Tied for the team lead with 12 tackles (eight solo), including one tackle for a loss, and added a pass defended...Went over 100 tackles for the year, the fourth time in his five seasons he has reached the milestone, only failing to do so in 2009...The 24th game of his career with a double-digit tackle total, and fifth this season.

► **at New England (12/19):** Posted three tackles and a pass defended in the 75th start of his career...With New England holding a 31-27 lead, broke up a pass intended for WR Brandon Tate on third-and-6 with 4:34 remaining in the contest, forcing a punt...Part of a defense that held the Patriots to 249 total yards.

► **vs. New York Giants (12/26):** Finished second on the team with seven tackles (four solo) and had an INT and a pass defended while participating in 54 plays...Posted his career-high third INT of 2010 late in the game, snaring an Eli Manning pass over the middle that was intended for RB Ahmad Bradshaw at the Green Bay 23...Part of a defense that held the Giants to 90 yards rushing on 21 carries, only the second time in 2010 that New York

did not reach 100 yards. The Giants entered the game averaging 144.9 yards per contest, fifth in the NFL.

►**vs. Chicago (1/2/11):** In his 80th career game, had 13 tackles (11 solo), 1/2 sack, a QB pressure and a pass defended...Reached double-digits in stops for the sixth time in 2010, equaling the total he had in 2008 and only trailing the seven games with 10 or more tackles he posted as a rookie in 2006...On Chicago's final drive of the first quarter, tackled RB Chester Taylor after a 2-yard gain on first down, and two plays later teamed with DE Jarius Wynn for a 9-yard sack of QB Jay Cutler to force a punt...In a hard-fought contest, part of an outstanding day by the defense, which held the Bears to just a FG, 227 total yards, an average of 3.5 yards per play and 117 net yards passing...In the second half, Chicago posted 97 yards with one play over 12 yards.

►**NFC WILD CARD, at Philadelphia (1/9/11):** Had three tackles (all solo) and a QB hit... Part of a defensive unit that held Philadelphia to 16 points – the Eagles finished the season ranked No. 2 in the NFL in total offense and averaged 27.4 points per game – and 82 yards rushing.

32 Brandon Jackson, RB, 4th Year, Nebraska

- While drawing high marks throughout his career for his ability to take on incoming blockers in pass protection and weave through traffic after catching screen passes, took on the lead role in the backfield this season after the injury to starting RB Ryan Grant in Week 1 and paced the club in several rushing categories.

- In 2010, had a team-leading 703 rushing yards on 190 carries (3.7 avg.), both career highs...Added a career-high 43 catches for 342 yards to rank fifth on the team. Caught one TD and rushed for three.

- Ranked second on the team to WR Greg Jennings in yards from scrimmage with 1,042 and in first downs with 45 (28 rushing, 17 receiving).

- A starter in 13 games, entering in reserve behind Grant in the opener, at Chicago, Sept. 27, and at New England, Dec. 19, when the Packers opened in a five-WR set.

- Had a 71-yard burst at Washington, the longest rush of his career, and took off for a 37-yard gain off a screen pass vs. San Francisco, his longest reception since entering the NFL.

►**at Philadelphia (9/12):** Stepped up after Grant's injury in the first half with a team-high 63 yards on 18 carries, with all but five yards coming after the starter departed in the second quarter...Added a pair of catches for 12 yards...Had a long rush of 18 yards...On the Packers' second TD drive of the third quarter, had three-straight rushes for 19 yards, setting up a 32-yard TD strike to Jennings on a four-play, 51-yard scoring drive that put Green Bay ahead, 27-10...Did the dirty work in the second half, with 14 carries for a hard-earned 54 yards. It was his first game with 50 or more rushing yards since recording 80 vs. Carolina on 11 carries, 11/30/08.

►**vs. Buffalo (9/19):** Started first game since 9/23/07 vs. San Diego – the third contest of his rookie season – and had 29 yards on 11 carries and a 10-yard reception...It was the fourth game he opened in his four-year career...Churned for a 1-yard TD late in the first quarter to cap an 11-play, 72-yard drive.

►**at Chicago (9/27):** Recorded 12 yards on seven carries and added four catches for 27 yards.

►**vs. Detroit (10/3):** Posted nine carries for 33 yards (3.7 avg.), including a long of 14, and a catch for 1 yard...Had five carries for 20 yards in the first half, and rushed for 17 yards on the Packers' TD drive on the opening possession.

►**at Washington (10/10):** Turned in his finest performance of the season in terms of statistical output, rushing for a career-best 115 yards on 10 carries and leading the team with five catches for 25 yards...It was his first 100-yard game since rushing for 113 vs. Detroit, 12/30/07, and the second time in his career that he reached the milestone...His 140 total yards were also a career best...Shook loose for a 71-yard burst on the first play of the Packers' second possession, the longest rush of his career. Four plays later the club would take a 7-0 lead on a TD pass...Turned a short catch into 12 yards and had a 15-yard carry on the Packers' opening possession of the second half, leading to a FG.

►**vs. Miami (10/17):** Started at RB and rushed for 53 yards on 12 carries (4.4 avg.) and had 29 yards on three receptions...Put together his first back-

to-back games with over 50 yards rushing of his career...Did some fine running in the first half with 32 yards on six carries. On a second-quarter march, went around left end on two sweeps for a combined total of 23 yards, and took a short pass 8 yards before being pushed out of bounds before the drive stalled several plays later...Had a 19-yard gain off a short pass in the fourth quarter before being tackled at the Miami 19, a key play on a march that set up K Mason Crosby's 26-yard FG. The kick tied the score at 13.

►**vs. Minnesota (10/24):** Started and paced the team in rushing with 58 yards on 13 carries and added three receptions for 46 yards...Praised by Coach Mike McCarthy, calling the performance the best game he had seen the RB play...Picked up tough yards throughout the game on both handoffs and short catches, and also shook loose for his longest reception of the season off a screen pass...With 104 yards, reached triple digits in yards from scrimmage for the second time in 2010...Had his long run of the game, a 14-yard carry, on his second attempt, but the drive would be undone several plays later by an INT...Capped the next march with a 1-yard TD over right guard with 5:11 remaining in the first quarter, giving Green Bay a 7-0 lead...Had a catch-and-run for 36 yards on the following drive in the first quarter, a burst down to the Minnesota 11 that set up a 9-yard TD grab by TE Andrew Quarless. The TD catch put the Packers ahead, 14-7, early in the second quarter.

►**at New York Jets (10/31):** Provided the hard-fought yardage in a defensive struggle, rushing for 55 yards on 15 carries and catching two passes for 17 yards...Shook free for a 27-yard gain on a draw near the end of the first half, the longest run for either team of the game...On the Packers' first scoring drive of the fourth quarter, started the march with a 13-yard burst off a short screen for a first down, a drive that would eventually lead to a 41-yard FG by Crosby and a 6-0 lead.

►**vs. Dallas (11/7):** Had another solid outing, rushing for 42 yards on 13 carries with a TD and hauling in four passes for 26 yards and another TD...Capped the first scoring drive with a 9-yard TD off a screen early in the second quarter, avoiding a tackle by LB Sean Lee with a sudden move through traffic. March was set up by an INT by rookie CB Sam Shields at the Green Bay 37...Increased the lead to 14-0 with a 2-yard TD run on the next possession, a scoring rush that was set up by a pair of long receptions by WR James Jones...Recorded three carries for 23 yards in a second-half drive that resulted in a 26-yard FG by Crosby with 13:12 remaining in the game. The FG gave Green Bay a 38-7 lead.

►**at Minnesota (11/21):** Started at RB and had 28 yards on 14 carries and four receptions for 38 yards...On the final drive of the first half, had gains of 7 and 15 yards off short passes to help set up a 3-yard TD grab by Jones, pushing the Packers ahead, 17-3 at halftime.

►**at Atlanta (11/28):** Had 10 carries for 26 yards and three receptions for 10 yards...Finished contest with 32 grabs for the season, moving past his former career best of 30 (2008)...Also went over 500 yards rushing for 2010...Had a timely, 8-yard burst on a scoring drive that tied the game at 17 in the fourth quarter.

►**vs. San Francisco (12/5):** Started at RB and had four carries for 13 yards, but made most of his contributions as a receiver out of the backfield, with four catches for a season-high 63 yards...Biggest play came in the second quarter, shaking loose for a career-long 37-yard gain off a screen pass to advance from the San Francisco 38 to the 1. On the following play, RB John Kuhn crashed in for a TD, putting the Packers ahead, 14-6.

►**at Detroit (12/12):** Recorded seven carries for 19 yards and had three receptions for 9 yards...Picked up 7 yards for a first down on the Packers' lone scoring drive, an eight-play, 48-yard march that would lead to a 42-yard FG.

►**at New England (12/19):** Turned in a hard-nosed performance, rushing for 99 yards on a season-high 22 carries (4.5 avg.)...Had seven carries for 42 yards in the third quarter, playing a big role in the Packers dominating the clock for 13:46 in the quarter...Green Bay held the ball for 40:48 in the contest, largely due to the success of a running game that posted 143 yards. Jackson handled most of the workload.

►**vs. New York Giants (12/26):** Started at RB and had 18 carries for 39 yards (2.2 avg.) and a reception for 10 yards...Led the club in rushing for a running game that wasn't explosive (35 attempts for 119 yards, 3.4 avg.),

but was consistent enough to keep the play-action fakes viable and also help the Packers hold the ball for 37 minutes...Had a 10-yard pickup off a screen pass in the first quarter, part of a 10-play drive that would end with a 3-yard TD pass from Rodgers to Jones, putting Green Bay ahead 14-0.

►**vs. Chicago (1/2/11):** Started at RB and had seven carries for 19 yards (2.7 avg.) and a pair of catches for 16 yards...Went over 700 yards rushing on the season to lead the team...Recovered what was a backwards lateral and ruled a fumble on a fake QB dive at the Chicago 1 where Rodgers pulled back and tossed it back to the RB for a loss of 2 yards. Two plays later, Crosby kicked a 23-yard FG to tie the game at 3.

►**NFC WILD CARD, at Philadelphia (1/9/11):** Had a pair of receptions for 27 yards and three carries for 10 yards...Biggest play came in the third quarter, when he took a screen pass, patiently waited for a convoy of blockers to form in front of him, and accelerated through the traffic for a 16-yard TD to increase the Packers' lead to 21-10. The play would finish off an 11-play, 80-yard drive.

77 Cullen Jenkins, DE, 7th Year, Central Michigan

• Strong and steady presence at RDE is one of the club's top pass rushers and a consistent force against the run when healthy, but a recurring calf injury limited his playing time this season. Did not play vs. Minnesota, Oct. 24, after first suffering the injury in pregame warm-ups, and re-injured his calf late in the game vs. San Francisco, Dec. 5 and was on the inactive list for the last four contests.

• Despite playing with a heavily wrapped broken left hand early in the season after breaking it in the opener, ranked second on the team with a career-high seven sacks and also had 29 stops (20 solo), three tackles for a loss, 18 QB hits and six QB pressures. Large wrap was eventually replaced by a small brace after several games.

• Recorded a sack in each of the first four contests, a career-long streak.

• In 2009 had 50 tackles, added 4.5 sacks, ranked second on the team with a career-high three forced fumbles, and had his first INT.

►**at Philadelphia (9/12):** Turned in an inspired performance, after breaking his left hand in the second quarter, returned with it heavily casted and wrapped, and posted a sack and two QB hits...Impact went beyond stat line, as Jenkins battled through heavy playing time without the use of his left hand when DE Justin Harrell was sidelined with a season-ending knee injury early in the contest.

►**vs. Buffalo (9/19):** Started despite a broken left hand and appeared in 34 plays, tying for the lead among defensive linemen with five tackles (three solo), adding a sack, a tackle for a loss and two QB hits...Played with a black, football-sized wrap around his broken hand to protect the break...A key part of a relentless pass rush that helped hold the Bills to only 62 net yards passing...Drilled QB Trent Edwards for a 7-yard loss in the first quarter. The sack pushed Buffalo back to its own 29, and a punt two plays later led to an 11-play, 72-yard TD drive for the Packers. The TD gave Green Bay a 13-0 lead...60th start of his NFL career.

►**at Chicago (9/27):** Recorded two tackles, a sack and a QB pressure...Sack of QB Jay Cutler marked the first time in his career he had a full sack in three straight contests...The 7-yard sack in the second quarter, the 25th of his career, moved him into 11th in club history, past Sean Jones (24.5, 1994-96)...Played in 85th game of his NFL career, all since making the Packers roster in 2004 as a free agent.

►**vs. Detroit (10/3):** Recorded a sack for the fourth straight game, a career-long streak. It was the 26th sack of his career, tying Santana Dotson for ninth in team history...Added three tackles, a tackle for a loss and a pair of QB hits...Sacked QB Shaun Hill for a 10-yard loss late in the second quarter.

►**at Washington (10/10):** Teamed with NT B.J. Raji and DE Mike Neal to carry the load along the defensive front after DE Ryan Pickett went down with an ankle injury on the Redskins' second play from scrimmage, with all three getting heavy playing time...Posted two tackles and four QB hits...Part of a defensive effort that allowed only 51 yards rushing on 21 carries and put heavy pressure on QB Donovan McNabb.

►**vs. Miami (10/17):** Forced again to do yeoman's duty because of injuries across the defensive front. With Pickett and Neal inactive, participated in 69 plays and had a pair of tackles and a QB hit while often taking on Pro

Bowl T Jake Long...Put a big hit on QB Chad Henne as the passer released the ball on a deep throw with 2:00 remaining in the first half, forcing an incompleteness.

►**vs. Minnesota (10/24):** Suffered a lower leg injury while warming up on his own before the game...Dressed, but did not play.

►**at New York Jets (10/31):** Despite still feeling the effects of the calf injury that kept him sidelined the week before, returned to the lineup as a starter and was a consistent part of the rotation...Participated in 35 plays and had three tackles (two solo) and a QB hit.

►**vs. Dallas (11/7):** Led the defensive front with four tackles (two solo) and added a tackle for a loss...Participated in 31 plays...Teamed with CB Charles Woodson to stuff RB Marion Barber for a 1-yard loss in the fourth quarter...Part of a defensive effort that held Dallas to just 39 rushing yards on 14 carries, with a long rush of 9 yards.

►**at Minnesota (11/21):** Started at RDE and had one tackle.

►**at Atlanta (11/28):** Had a pair of solo stops and a sack while starting at RDE...Added a QB pressure...Dumped QB Matt Ryan for a 9-yard loss in the second quarter, one of two Green Bay sacks on the day. Fifth sack of 2010 is his most since 2006, when he posted 6.5.

►**vs. San Francisco (12/5):** Re-aggravated a calf muscle in the fourth quarter, the same injury he had endured earlier in the season...Had a strong performance, recording a pair of sacks. Dumped QB Troy Smith for an 8-yard loss early in the second quarter, and twisted the passer to the turf again on the following possession...Gave him a career-high seven sacks for 2010, and the most QB takedowns in a contest since notching three vs. Detroit, 12/17/06...Also had four tackles (three solo), a team-high four QB hits and a QB pressure.

►**at Detroit (12/12):** Inactive (calf).

►**at New England (12/19):** Inactive (calf).

►**vs. New York Giants (12/26):** Inactive (calf.)

►**vs. Chicago (1/2/11):** Inactive (calf).

►**NFC WILD CARD, at Philadelphia (1/9/11):** Returned to action after a month on the sidelines, and had three tackles (two solo), a QB hit and a QB pressure...Participated in 31 plays, second among defensive linemen... Part of a defensive unit that held the Philadelphia to 16 points – the Eagles finished the season ranked No. 2 in the NFL in total offense and averaged 27.4 points per game – and 82 yards rushing.

85 Greg Jennings, WR, 5th Year, Western Michigan

• The polished WR shook off a sluggish start by his standards and had one of his finest seasons, including his third straight 1,000-yard year.

• Voted to the Pro Bowl for the first time in his career, leading the team with 72 catches for 1,265 yards and 12 TDs.

• Went on a torrid stretch over the last 11 games, hauling in 62 passes for 1,082 yards and nine TDs. His average of 98.4 yards per game over that span led the NFL.

• At 30, has the longest active streak on the club for consecutive games with a reception.

• In 75 career regular-season games, has 56 catches of 25 yards or more.

• Has 19 career games with 100 or more receiving yards, and surpassed the 5,000-yard milestone vs. the Giants, Dec. 26.

• Leads the NFL with 17 receptions of 50 or more yards since 2006, and his five TD receptions of 75 or more yards in the same timeframe is tied with Buffalo's Lee Evans for No. 1 in the league.

• In total TDs in 2010, tied for seventh in the NFL and second in the NFC, and in TD receptions tied for first in the conference and second in the league.

• While he ranked 18th in the NFL in catches (76), he was fourth in the league in yardage (1,265), and his average of 16.6 per catch was second in the NFL among players with 65 grabs or more.

• Finished with 15 grabs for 292 yards on third down, with three TDs. Among players with 13 or more receptions on third down for the season, his average of 19.5 ranked No. 1 in the NFL.

• Of his catches in 2010, 52 went for a first down, and 16 have been of 25 yards or more, including a career-long 86-yard TD vs. Miami, Oct. 17.

• Set a career-high with three TD grabs at Minnesota, Nov. 21, and for his efforts was named NFC Offensive Player of the Week.

• Played in all 16 games with 13 starts in 2009 and led the team with 1,113 yards on 68 catches (16.4 avg.), with four TDs.

▶**at Philadelphia (9/12):** Led the team with five catches for 82 yards, including a 32-yard TD and a 16-yard, one-handed grab in the middle of the field during the second quarter that he ranked among the best of his career... Surpassed the 4,000-yard milestone on the 32-yard TD grab in the third quarter. Became only the 12th player in club history to reach the total... Three catches were for 15 yards or more... Played in the 60th game of his career, all with the Packers, and posted the 25th contest with 80 or more receiving yards.

▶**vs. Buffalo (9/19):** Started and had three catches for 36 yards, including a 21-yard grab... After a short catch that lost 2 yards in the first half, the big-play threat made the most of his two receptions in the final two quarters... His 17-yard catch in the third quarter set up a TD march... Two of his catches were for 15 yards or more.

▶**at Chicago (9/27):** Hauled in two catches for 18 yards, including a 7-yard TD reception to cap the Packers' opening drive... The TD catch was the 30th of his NFL career.

▶**vs. Detroit (10/3):** Had two grabs for 25 yards, including a 17-yard TD where he beat the CB on one-on-one coverage on an outside route.

▶**at Washington (10/10):** Had two catches for 22 yards, including a 14-yard grab in the third quarter that moved the chains for a first down.

▶**vs. Miami (10/17):** Finished with six catches for 133 yards, his highest yardage total since a 167-yard day at Detroit (9/14/08). It was his 15th career 100-yard day and his first of 2010... Hauled in a career-long 86-yard TD in the first quarter, topping his previous career-long catch, an 83-yard TD last season at Pittsburgh (12/20/09). The completion was also the longest of QB Aaron Rodgers' career. The TD was set up by an INT by CB Tramon Williams at the Green Bay 14, ending a 38-yard Miami drive. The 86-yard pass was the Packers' first play following the turnover... Early in the fourth quarter, caught passes of 11, 2 and 5 yards on a 12-play, 66-yard drive that tied the game at 13 on a 26-yard FG by K Mason Crosby... Later in the quarter, had a 20-yard reception on fourth-and-7, weaving his way through traffic after a short pass to the Miami 9. It was the key play on a 12-play, 69-yard drive that led to the game-tying TD on a Rodgers sneak with 13 seconds remaining. The TD sent the game into OT at 20-20.

▶**vs. Minnesota (10/24):** Posted a team-high six catches for 74 yards and a TD (12.3 avg.)... Had two catches of over 15 yards in the game, including a 24-yard grab in the first quarter that was the opening play of a four-play, 64-yard drive that gave the Packers a 7-0 lead after a 1-yard TD burst by RB Brandon Jackson... Hauled in a 14-yard TD in the third quarter on a crossing route, pushing the Packers ahead, 21-17. The TD capped a five-play, 41-yard drive after an INT by LB A.J. Hawk at the Green Bay 38, followed by a 21-yard return... Speedster also threw a key block on a defender to help spring Jackson for a 36-yard gain off a screen pass in the first quarter.

▶**at New York Jets (10/31):** Led the team in receiving with six receptions for 81 yards... Set up the first FG with a 30-yard catch on the opening drive... Moved the chains for first downs on five of his grabs... Six catches moved him into 13th in team record books in catches at 278, past WR Carroll Dale (275, 1965-72).

▶**vs. Dallas (11/7):** Continued his streak of big games, with seven receptions for 80 yards and a TD, an 8-yard grab on a post pattern late in the second quarter that pushed the Packers ahead, 21-0... Marked third straight game with a TD grab, a career first... Was targeted seven times by Rodgers and caught each pass... Set up TD grab with a 33-yard reception, streaking down the left sideline past CB Mike Jenkins, with a perfectly thrown pass falling into his arms... Went over the 4,500-yard career yardage milestone, ending the contest with 4,508.

▶**at Minnesota (11/21):** Had seven receptions for 152 yards and a career-high three TDs... Was named NFC Offensive Player of the Week... Joined WRs Antonio Freeman and Javon Walker as the only players in club history to have at least seven catches, 150 receiving yards and three TDs in the same contest... Marked the fifth-straight game catching six or more passes, the longest streak of his career and the longest by a Packers player since WR Sterling Sharpe posted at least six in 12-straight contests in 1993... TD grabs were of 11, 46 and 22 yards... Became the first Packer to post

three TD receptions in a game since Walker at Indianapolis, 9/26/04... Was the second-highest yardage output of his career, trailing only the 167 yards he posted at Detroit, 9/14/08... Made a juggling catch and run for a 47-yard gain in the second quarter. On third-and-9 from the Green Bay 23, hauled in a long pass on the sideline over CB Chris Cook, then cut across the middle of the field for 10 yards more. The play set up a 42-yard FG by Crosby... Had an 11-yard scoring grab for the Packers' first TD with 5:14 remaining in the second quarter, with Rodgers scrambling to his left before throwing the strike to the left part of the end zone. TD was set up by a 39-yard reception by Jones two plays before... Capped the opening drive of the second half with a 46-yard TD catch-and-run, twisting around CB Asher Allen's coverage on a comeback route and then accelerating past S Madiou Williams untouched before jogging the last 10 yards to the end zone... Hauled in his third TD on a 22-yard route down the left sideline with 9:42 remaining in the contest.

▶**at Atlanta (11/28):** Led the team with 119 yards on five catches (23.8 avg.)... Posted his second straight 100-yard performance, his first back-to-back 100-yard days since reaching the milestone 12/20-12/27 last season... Initial big play came in the opening quarter, catching a strike on the sideline and cutting around CB Dominique Franks to pick up 30 yards. Catch sparked a nine-play, 81-yard drive, capped by a 22-yard FG by Crosby to tie the game at 3... Had a 34-yard gain off a flea-flicker, with Jackson pitching the ball back to Rodgers. Fumbled after tackle, but it was recovered by FB Korey Hall. Reception set up Packers' first TD... Hauled in a 15-yarder on final, 90-yard TD drive that evened the score at 17 after a scoring grab by Nelson with 56 seconds remaining.

▶**vs. San Francisco (12/5):** Continued his stellar play, hauling in a team-high six passes for 122 yards (20.3 avg.) and a pair of TDs... Marked his third straight 100-yard game, only the second time in his career he has reached the milestone in three consecutive contests (Weeks 2-4, 2008)... Had multiple TD catches for the fifth time in his career, and the second time in the last three games (3, at Minnesota, Nov. 21)... Had two catches of over 45 yards, including a 57-yard TD grab in the second quarter that put the Packers ahead 7-0... The 57-yard TD, with 7:02 remaining in the second quarter, came after a defensive offsides penalty, with Jennings taking off on a streak on essentially a free play. Caught a deep pass over CB Shawntae Spencer and glided into the end zone for his 10th TD of 2010. Scoring grab was also the 300th reception of his career... Set up his second TD with a 48-yard catch, shaking past a defender for a long gain to the San Francisco 3 after a play-action fake by Rodgers. Capped the five-play, 56-yard drive with a 1-yard TD catch three plays later.

▶**at Detroit (12/12):** Started at WR, the 65th start of his career, and had four catches for 52 yards... Had an uncharacteristic drop in the first quarter on a long pass, the ball going through his arms and popping into the hands of S Amari Spivey... Hauled in a 32-yard completion from QB Matt Flynn in the third quarter on what was a promising drive, but it ended with an INT in the end zone... Posted his sixth straight game with a reception of 30 yards or more.

▶**at New England (12/19):** Had four catches for 30 yards... Hauled in a TD on a 1-yard slant with 2:16 remaining in the first half. Scoring catch capped a 13-play, 82-yard drive, and also tied his career high for TDs in a season (12, 2007). It was also the 40th TD of his career... 16-yard catch down the right sideline late in the fourth quarter set up a 19-yard FG, putting Green Bay ahead, 27-21.

▶**vs. New York Giants (12/26):** Had seven receptions for 142 yards (20.3 avg.), his fifth 100-yard game of 2010... Surpassed 5,000 career receiving yards, ending the contest with 5,125. Became the fourth-fastest player to reach the total in club history, reaching the milestone in his 74th game, trailing only Billy Howton (67 games), Sterling Sharpe (72) and James Lofton (73)... Teamed with Nelson (124 yards) to give the Packers their first pair of 100-yard receivers in the same game since Jennings and Driver vs. Detroit, 12/28/08... Had receptions of 36, 26, 24, 19 and 16 yards... Hauled in back-to-back passes of 11 and 26 yards on a second-quarter drive to help set up an 8-yard TD run by Kuhn to give the Packers a 21-14 lead at halftime... Followed a 33-yard grab by Driver with a 36-yard catch on his fingertips midway through the third quarter to set up a 1-yard TD catch by TE Donald Lee, pushing the Green Bay lead to 31-17... On the first play of a

fourth-quarter march, caught a 24-yard strike down the left sideline to the New York 22. Four plays later, Rodgers found Kuhn on a 5-yard TD pass for the game's final TD.

►**vs. Chicago (1/2/11):** Had a team-high 97 yards on four catches (24.3 avg.)...After being held to a 12-yard grab in the first half, had a pair of big plays in the second half that put the Packers in scoring position...Hauled in a 33-yard strike from Rodgers in the third quarter, moving the ball from the Chicago 34 to the 1 with 4:35 remaining. Four plays later, Crosby would boot a 23-yard FG to tie the game at 3...Early in the final quarter, caught a deep pass down the right sideline for a 46-yard gain, again to the 1, and on the next play Rodgers found Lee for the game's lone TD for what proved to be the game-winning points...The 75th game of his career (68 starts).

►**NFC WILD CARD, at Philadelphia (1/9/11):** Caught one pass for 8 yards, a short grab in the second quarter to the Philadelphia 17. Two plays later, Rodgers found Jones on a 9-yard TD toss to put the Packers ahead, 14-0, with 5:21 remaining in the first half.

Streaks & Milestones

- In 2010, became the fifth player in team history to post three straight 1,000-yard receiving seasons, joining WRs James Lofton, Sterling Sharpe, Antonio Freeman, and Donald Driver. His total of 1,265 in 2010 is the 12th highest in club history.
- Currently has 5,222 yards on 322 receptions (16.2 avg.). Ranks 10th in team record books in yardage, and is ninth in catches.
- Of his 40 career TD catches, 16 have been at least 40 yards in length.

45 Quinn Johnson, FB, 2nd Year, Louisiana State

• Physical blocker started the first four games of his career in 2010 (Weeks 2-3, 11, 17) and played in 11 contests. Also started the NFC Wild Card playoff at Philadelphia.

• At 263 pounds, brings strength as a blocker, particularly in short-yardage and goal-line situations.

• In 2010, has a career-high three receptions for 26 yards (8.7 avg.). Also has added five special teams stops (four solo).

• Played in nine games as a rookie in 2009, seeing time at FB and on special teams.

►**at Philadelphia (9/12):** Inactive.

►**vs. Buffalo (9/19):** Started the first game of his NFL career, and appeared in the 10th...Had a career-long catch for 11 yards, moving the chains for a first down on the opening drive.

►**at Chicago (9/27):** Started at FB for the second straight game...Blocked for rushing attack that averaged 4.2 yards per attempt, and the Packers didn't allow a sack.

►**vs. Detroit (10/3):** Inactive (glute).

►**at Washington (10/10):** Inactive (glute).

►**vs. Miami (10/17):** Returned to the lineup and played on special teams and offense...Had a solid day on special teams, including partially blocking a second-quarter punt, leading to a 29-yarder by P Brandon Fields. Also had one tackle.

►**Minnesota (10/24):** Inactive.

►**at New York Jets (10/31):** Inactive.

►**vs. Dallas (11/7):** Played on offense and special teams...Saw extended action in the second half as a lead blocker, opening holes on a methodical, third-quarter drive that led to a Mason Crosby FG early in the fourth quarter that gave the Packers a 38-7 lead.

►**at Minnesota (11/21):** Started at FB with Korey Hall sidelined (back) and played on special teams...Had a tackle on kickoff coverage, dropping WR Percy Harvin at the Minnesota 22 after a 20-yard return.

►**at Atlanta (11/28):** Played on special teams and offense.

►**vs. San Francisco (12/5):** Played on special teams and offense...Helped clear a lane for RB John Kuhn with lead block on 1-yard scoring plunge that put the Packers ahead, 14-6. TD capped a six play, 50-yard march...Had two stops on special teams (one solo).

►**at Detroit (12/12):** Played on offense and special teams...Logged one tackle on kickoff coverage, dropping KR Stefan Logan at the Detroit 16 on the opening kickoff...Also tackled Amari Spivey following a 38-yard return after the S intercepted QB Aaron Rodgers in the first quarter.

►**at New England (12/19):** Played on special teams and offense...Had a career-

high two receptions for 15 yards...Blocking helped running game produce 143 yards on 38 carries...Took a short pass 11 yards on the first play of a drive that would lead to a FG by K Mason Crosby early in the fourth quarter. The reception tied the longest of his career.

►**vs. New York Giants (12/26):** Played on special teams and at FB...Blocking helped a solid running game that gained 119 yards on 35 carries. While the average per carry was 3.4, it was enough to keep the defense off-balance in a victory where the offense posted 515 total yards.

►**vs. Chicago (1/2/11):** Started at FB, the fourth start of his career, and played on special teams... Part of a coverage unit that had an excellent day against one of the NFL's top return units...Helped hold PR Devin Hester in check for the majority of the contest, as the unit downed four punts inside the 20 and aided P Tim Masthay in posting a 36.6 net average. On kickoff returns, Danieal Manning averaged 15.5 yards on two returns...Blocking helped spring CB Tramon Williams for a 41-yard punt return in the third quarter, setting up a 23-yard FG by K Mason Crosby that tied the game.

►**NFC WILD CARD, at Philadelphia (1/9/11):** Started at FB, and strong lead blocking helped RB James Starks rush for a team postseason rookie record 123 yards on 23 carries...Also had one catch for 4 yards, a timely grab in the second quarter on third-and-2 after catching a short flip from Rodgers. The first down kept a drive moving that would lead to a TD several plays later, pushing the Packers ahead, 14-0.

59 Brad Jones, LB, 2nd Year, Colorado

• Suffered a shoulder injury vs. Minnesota, Oct. 24, and placed on injured reserve, Oct. 27. Was inactive in Week 3 with a knee injury.

• The 2009 seventh-round draft pick has been a valuable addition to the defense during his career, both as a starter and as a top reserve. Has started 12 of 20 career games, including five contests this season at ROLB.

• In seven contests, posted 37 tackles (20 solo), while having been inactive for one game and playing only 16 plays on defense vs. Detroit, Oct. 3, after returning to action following a knee injury.

• Played LOLB as a rookie but exchanged sides with Clay Matthews for 2010.

• Started seven games last season, posting 31 stops, four sacks and 11 QB hits.

►**at Philadelphia (9/12):** Started at ROLB, playing with a harness on his right shoulder...Still was on the field for 57 plays and notched five tackles (four solo)...Also had a QB hit and a pressure.

►**vs. Buffalo (9/19):** Started, and continued to play with a braced shoulder...Tied for second on the team with nine stops (four solo)...Injured his knee in the first half, but did return...Part of a defensive effort that held the Bills to 186 total yards.

►**at Chicago (9/27):** Inactive (knee).

►**vs. Detroit (10/3):** Played sparingly on defense after returning from injury, and recorded one tackle.

►**at Washington (10/10):** Started at ROLB and had six stops (three solo), four QB hits and a pressure...Stuffed RB Ryan Torain for no gain in the third quarter, and part of a defense that held the Redskins to 51 rushing yards on 21 carries.

►**vs. Miami (10/17):** Started and played more than any other OLB with Matthews inactive and Brady Poppinga sidelined in the first half with a knee injury...Finished with six tackles (three solo), including two for a loss...Drilled RB Ronnie Brown 5 yards behind the line of scrimmage on third-and-2 to force a punt on the first play of the second quarter...Caught WR Brian Hartline from behind for a 3-yard loss at the Green Bay 27, helping a drive stall and forcing a FG on the opening drive on the third quarter...Added a tackle on special teams.

►**vs. Minnesota (10/24):** Started at ROLB and had a career-high 10 tackles (six solo), a QB hit and a pressure...Put a big hit on Brett Favre from behind in the third quarter just as the QB threw, with the heavy pressure helping force an INT by LB A.J. Hawk. The INT, on third-and-4 at midfield, set up a 14-yard TD pass from QB Aaron Rodgers to WR Greg Jennings five plays later, giving Green Bay the go-ahead score at 21-17...The 20th game of his NFL career.

TRANSACTION: Placed on injured reserve, Oct. 27 (shoulder).

89 James Jones, WR, 4th Year, San Jose State

- Big target was an integral part of the offensive attack and emerged as one of the club's top playmakers this season.
- Set career highs with 50 catches for 679 yards and equalled his career best with five TDs. Average of 13.6 yards per reception ranks third on the club.
- Had seven catches of 25 yards or more, and 33 of his grabs have gone for a first down.
- In career has five 100-yard performances, including 107 vs. Minnesota, Oct. 24, and 123 yards vs. Dallas, Nov. 7.
- Has recorded three TD receptions of 65+ yards in his career: a 66-yarder at New England, Dec. 19, a 74-yard scoring grab last season at Tampa Bay, and a 79-yard TD at Denver as a rookie.
- Had 15 grabs for 243 yards (16.2 avg.) and three TDs on third down.
- Career totals include 149 catches for 2,069 yards and 13 TDs.
- ▶**at Philadelphia (9/12):** Had two catches for 10 yards, both in first half.
- ▶**vs. Buffalo (9/19):** Hauled in three passes for 32 yards, including a 30-yard TD that had been his longest scoring grab since his 74-yarder at Tampa Bay, 11/8/09...Ran beneath a high lofted pass on the right sideline for the TD, the ninth of his career.
- ▶**at Chicago (9/27):** Had five catches for 55 yards...18-yard grab on the opening drive was his longest of the game and set up the Packers' first TD, a 7-yard scoring grab by WR Greg Jennings on the following play for a 7-0 lead...The 10th game of his 45 played with 50 or more yards receiving, including a trio of 100-yard performances...A 14-yard catch for a first down in the final quarter advanced a drive that led to QB Aaron Rodgers' TD run...Picked up 12 yards on a sideline grab with just over two minutes remaining, but fumbled at the Green Bay 46.
- ▶**vs. Detroit (10/3):** Posted one catch for 15 yards.
- ▶**at Washington (10/10):** Hauled in four catches for a team-leading 65 yards...Had a 35-yard catch down the left sideline over S LaRon Landry in the first quarter, his second catch of 30 yards or more in 2010
- ▶**vs. Miami (10/17):** Did not have a reception.
- ▶**vs. Minnesota (10/24):** Bounced back with a big performance, catching four passes for a team-high 107 yards (26.8 avg.)...Had the key play on the Packers' first TD drive, hauling in a short pass and going 45 yards before being pushed out of bounds at the Minnesota 1. RB Brandon Jackson would score on a short burst on the next play to give the Packers a 7-0 lead...Had a 32-yard reception on Green Bay's next play from scrimmage, opening a five-play, 79-yard drive that would push the Packers ahead, 14-7...Contributed again on a TD drive in the third quarter with a 17-yard catch across the middle for a first down to the Minnesota 17, on a march set up by LB A.J. Hawk's INT. Two plays later, Jennings would haul in a 14-yard TD to put the Packers ahead, 21-17.
- ▶**at New York Jets (10/31):** Did not have a reception.
- ▶**vs. Dallas (11/7):** Caught fire again on a nationally televised game just as two weeks before vs. the Vikings, hauling in a career-best eight receptions for 123 yards and a TD, a 10-yard score for a commanding 35-7 lead...Recorded his second 100-yard performance in three weeks and fifth of his career...Set up the Packers' second TD, a 2-yard run by Jackson, on consecutive receptions for 22 and 31 yards in the second quarter...The 31-yarder was a fade route over CB Terence Newman, who was called for illegal contact on the play...Had a 14-yard grab on the drive he capped with the TD catch.
- ▶**at Minnesota (11/21):** Had three catches for 51 yards (17.0 avg.) and a TD...Hauled in a 39-yard pass in the second quarter, the key play on an eight-play, 80-yard drive that put the Packers ahead, 10-3. The catch, caught in stride down the right sideline, moved Green Bay from midfield to the Minnesota 11. Two plays later Rodgers found Jennings on an 11-yard TD pass...Put Packers ahead, 17-3, with five seconds remaining in the first half on a 3-yard fade route for a TD. Hauled the pass in with only his right hand and got both feet in bounds inside the right corner of the end zone.
- ▶**at Atlanta (11/28):** Had five catches for 44 yards, joining Jones and Nelson with five grabs each...After having four catches for 26 yards in the first half, made biggest play in the fourth quarter, catching a shovel pass on fourth-and-1 from the Atlanta 21 and taking it 18 yards for a first down...Four plays later, Rodgers found WR Jordy Nelson for a 10-yard TD that

tied the game at 17 with 56 seconds remaining.

- ▶**vs. San Francisco (12/5):** Had two catches for 8 yards.
- ▶**at Detroit (12/12):** Started in three-WR set and posted three receptions for 30 yards, including an 7-yard grab in the third quarter on the Packers' lone scoring drive...Had an 18-yard catch in the fourth quarter.
- ▶**at New England (12/19):** After a few quiet games, responded with a big performance, hauling in a team-high five passes for 95 yards, including a 66-yard TD...Started as the club opened in a four WR set...Beat two Patriots defenders on the scoring catch, racing between S Brandon Meriweather and CB Devin McCourty for the third TD of over 65 yards of his career...Later in the second quarter, picked up 9 yards for a first down on a drive that would be capped by a 1-yard TD grab by Jennings...Surpassed the 2,000-yard receiving total for his career.
- ▶**vs. New York Giants (12/26):** Had four catches for 36 yards, including a TD...Closed a 10-play, 44-yard drive in the first quarter with a 3-yard TD grab on the right side of the end zone. The TD was set up by an INT by CB Tramon Williams and gave the Packers a 14-0 lead...It was also his fifth TD of 2010, tying the career high he set last season.
- ▶**vs. Chicago (1/2/11):** Had one catch for 8 yards.
- ▶**NFC WILD CARD, at Philadelphia (1/9/11):** Had one catch for 9 yards, hauling in a low pass in the end zone to put the Packers ahead, 14-0. The reception finished off a 12-play, 57-yard drive with 5:21 remaining in the second quarter...Scoring grab was his second career postseason TD.

30 John Kuhn, RB, 5th Year, Shippensburg

- Versatile veteran who plays both FB and RB, and saw his playing time at RB increase with Ryan Grant lost for the season in Week 1 with an ankle injury.
- Emerged as one of the Packers' primary threats out of the backfield, particularly in short-yardage situations, and has become a fan favorite with his rugged running style.
- Finished second on the team to WR Greg Jennings (12) with a career-high six TDs – four rushing and two receiving.
- Ranks second on the team in carries with 84 and third on the club in rushing yardage with 281 (3.3 avg.) – including a long of 18 – all career highs. Also added a career-high 15 catches for 97 yards.
- Has played in every contest in 2010, with two starts.
- Also a top contributor on special teams, recording seven stops.
- ▶**at Philadelphia (9/12):** Had a pair of rushes for 15 yards (7.5 avg.), including a 12-yard burst while running over a pair of Eagles defenders and scored on an easy 3-yard run two plays later...First rushing TD since a 1-yard plunge at St. Louis, (9/27/09).
- ▶**vs. Buffalo (9/19):** Led team with 36 yards on nine carries...Had a 12-yard run in the fourth quarter.
- ▶**at Chicago (9/27):** Started at RB for the first time in his career, and rushed for 31 yards on six carries and caught two passes for 20 yards...Had both receptions for 20 yards and two rushes for 8 yards on the Packers' march for a field goal in the second quarter...Had a career-long 18-yard burst in the fourth quarter, setting up a TD run by QB Aaron Rodgers. His previous long with the Packers was 12, reached in each of the first two contests this season. Had a 16-yard rush on his first career carry in 2006 with the Steelers.
- ▶**vs. Detroit (10/3):** Rushed for 39 yards on nine carries (4.3 avg.)...Showed strong inside running on the final possession of the contest, as the Packers ran the final 6:32 off the clock. Ran for 34 yards on seven carries during the march, picking up three first downs in the process.
- ▶**at Washington (10/10):** Recorded three rushes for 12 yards and had a pair of receptions for 5 yards...In the first quarter, slammed into the line for 5 yards and a first down, and on the next play caught a shovel pass for a 4-yard gain to move the ball to the Redskins 1. Two downs later the Packers would score their lone TD of the game.
- ▶**vs. Miami (10/17):** Finished with five carries for 9 yards, with a long of 5 and had a reception that was stopped for no gain...Long rush came in the first quarter, when he had a 5-yard run on the club's second possession...The designated short-yardage back was stacked up for no gain twice at the Miami 1 late in the contest, leading to Rodgers' sneak that tied the score at 20 and sent the game into OT.

►**vs. Minnesota (10/24):** Played both RB and FB...Had 12 yards on seven carries, working primarily in short-yardage situations...Plowed for a first down late in the third quarter, converting a third-and-3...Converted a fourth-and-1 on the first play of the final quarter, keeping a drive alive that would eventually stall at the Minnesota 34 with 12:14 remaining...Went 1-for-2 on fourth-and-1 conversions.

►**at New York Jets (10/31):** Had eight carries for 21 yards, with a long of 6...Rumbled for a first down on a 4-yard carry in the third quarter.

►**vs. Dallas (11/7):** Turned in his biggest day in several weeks, leading the team with a career-high 50 yards on 13 carries, with a long of 17...Pounded out yardage throughout the contest, but particularly effective in the first half, when he had 33 yards on seven attempts...Added two catches for 12 yards, with a long of 8.

►**at Minnesota (11/21):** Played on offense and special teams, the 65th game of his NFL career...Played more FB than in recent weeks with Corey Hall inactive (back)...Had an 8-yard kickoff return on a short kick.

►**at Atlanta (11/28):** Had a 9-yard reception in the fourth quarter.

►**vs. San Francisco (12/5):** Had six carries for 13 yards, including crashing into the end zone for a 1-yard TD in the second quarter to put the Packers ahead, 14-6. Scoring run capped a five play, 50-yard march late in the half...Also had one catch for 4 yards.

►**at Detroit (12/12):** Had a catch for 6 yards and a tackle on punt coverage.

►**at New England (12/19):** In what coach Mike McCarthy called the finest game of his Packers' career to this point, had six carries for 21 yards and three receptions for 27 yards and a TD, often going over tacklers...Converted a third-and-3 in the first quarter by taking to the air, diving over defenders for 5 yards to keep a drive alive that led to the first FG...Kept another drive moving again late in the first half, bounding over a tackler in the second quarter for a 12-yard gain after a short reception, advancing the ball to the New England 3. Two plays later QB Matt Flynn found WR Greg Jennings for a 1-yard TD...In the third quarter, he caught a short pass from Flynn, side-stepped LB Rob Ninkovich and scored a 6-yard TD, his first receiving TD of 2010. It capped a 13-play, 69-yard march and pushed the Packers ahead, 24-21.

►**vs. New York Giants (12/26):** Started at FB and scored a career-best three TDs, two rushing and one receiving...Was awarded two game balls by the coaching staff, one for offense and another for his play on special teams, the first time McCarthy remembered doing so...Had six carries for 22 yards and two TDs and a pair of receptions for 7 yards and another TD – the first three-TD game of his career...Scored or gained a first down on six of the eight times he touched the ball...Added four tackles on special teams, including combining with CB Brandon Underwood in the fourth quarter to drop D.J. Ware at the New York 7 after just a 3-yard return...Had a 5-yard gain on the game's first play from scrimmage, then picked up the contest's initial first down on a 2-yard swing pass....Put the Packers ahead, 21-14, late in the first half by rumbling 8 yards for a TD, going through the attempted tackle of S Antrel Rolle while heading toward the end zone...Capped successive drives with TDs in the fourth quarter, first with a 5-yard burst to the end zone after catching a screen pass, followed by a 1-yard scoring run up the middle.

►**vs. Chicago (1/2/11):** Had a catch for 7 yards and also carried the ball four times, primarily in goal-line situations, but finished with zero yards after being stacked up at the goal line a few times and losing yardage...Gained a first down with a 1-yard plunge on the third play from scrimmage...Also played on special teams, posting one tackle. The coverage units had an excellent day against one of the NFL's top return teams. Helped hold PR Devin Hester in check for the majority of the contest, as the unit downed four punts inside the 20 and helped P Tim Masthay post a 36.6 net average. On kickoff returns, Danieal Manning averaged 15.5 yards on two returns.

►**NFC WILD CARD, at Philadelphia (1/9/11):** Made the bulk of his contributions out of the backfield as a receiver, catching three passes for 33 yards...Took a swing pass 9 yards, rumbling down to the Philadelphia 7 late in the first quarter to set up a TE Tom Crabtree TD catch on the following play...On Green Bay's next possession, bulled 1-yard for a first down at the Philadelphia 48, then fumbled, but while on the ground ripped the ball away from a couple of defenders. The Packers would continue to march for a TD...Had a 16-yard reception in the third quarter, taking a screen to

the Philadelphia 9 to set up Green Bay's final TD.

70 T.J. Lang, T/G, 2nd Year, Eastern Michigan

• Young offensive lineman is a reserve at both G and T positions, and also appeared on defense this season as an extra lineman.

• Saw action in all 16 games as a rookie in 2009, making three starts between the two tackle positions.

• Participated in training camp after undergoing wrist surgery in April and missing most of the offseason program.

►**at Philadelphia (9/12) – vs. Detroit (10/3):** Inactive.

►**at Washington (10/10):** Played on special teams.

►**vs. Miami (10/17):** Played on special teams and also saw action on defense in short-yardage situations.

►**vs. Minnesota (10/24):** Played on special teams and again on defense on a front depleted by injuries...Participated in four plays on defense, and was credited with one assisted tackle.

►**at New York Jets (10/31):** With little depth on the defensive line, again called upon to lend a hand in short-yardage situations, as the Jets rushed for their second-lowest output of 2010...Also played on special teams.

►**vs. Dallas (11/7):** Saw extended playing time on offense as the Packers had pulled out to a 45-7 lead, playing the last eight minutes at LT in relief of Chad Clifton.

►**at Minnesota (11/21):** Played on special teams and on offense at LT in the fourth quarter.

►**at Atlanta (11/28):** Played on special teams and on offense in goal-line.

►**vs. San Francisco (12/5):** Played on special teams.

►**at Detroit (12/12):** Took over at LG after halftime, replacing Jason Spitz, who had stepped in following an injury to starter Daryn Colledge.

►**at New England (12/19):** Played on special teams.

►**vs. New York Giants (12/26):** Played on special teams.

►**vs. Chicago (1/2/11):** Played on special teams.

►**NFC WILD CARD, at Philadelphia (1/9/11):** Played on special teams.

86 Donald Lee, TE, 8th Year, Mississippi State

• Veteran is the most experienced member of a three-man rotation at TE that includes rookie Andrew Quarless and first-year pro Tom Crabtree. Played in 15 games in the regular season, with six starts.

• While he only had 11 catches for 73 yards in 2010, three went for TDs, including a 1-yard scoring grab in the finale that proved to be the game-winner in a 10-3 victory over Chicago.

• Suffered a chest sprain at Washington, Oct. 17, and while initially expected to miss at least a couple of games, returned the following week vs. Miami.

• This season saw an increased role on special teams, and recorded three tackles.

• Played in all 16 games with 10 starts in 2009, ranking fourth on the team with 37 receptions for 260 yards and a TD.

►**at Philadelphia (9/12):** Served as a reserve at TE and on special teams.

►**Buffalo (9/19):** Played as a reserve on offense and on special teams...Had one catch that lost a yard and a pair of tackles on coverage units.

►**at Chicago (9/27):** Played on special teams and saw extended action on offense when starter Jermichael Finley was sidelined with muscle cramps...Played in his 80th game with the Packers.

►**vs. Detroit (10/3):** Made a key 15-yard grab on the final drive, moving the chains at the two-minute warning...Also played on special teams, recording one tackle on the punt coverage unit.

►**at Washington (10/10):** Started as the club opened in the two-TE formation and had two grabs for 22 yards, including a 5-yard TD in the first quarter to give the Packers a 7-0 lead. TD grab was his last play of the game...TD was the 15th since joining the Packers in 2005 and 16th of his eight-year career...Also had a 17-yard catch on the game's second play, but fumbled and it was recovered by S Kareem Moore. He was hit while making the reception, suffering the injury that would force him from the game after making the TD grab to cap the following drive.

►**vs. Miami (10/17):** Played but was extremely limited as an emergency TE... Also blocked on special teams for FGs and PATs.

►**vs. Minnesota (10/24):** Started the 60th game of his NFL career and 45th

contest with the Packers...Had two catches for 27 yards, including a 16-yard grab on the Packers' second play from scrimmage, leaping into the arms of two defenders after the catch for a first down.

▶**at New York Jets (10/31):** Started and had one catch for 5 yards...Also played on special teams.

▶**vs. Dallas (11/7):** Started at TE and contributed on special teams.

▶**at Minnesota (11/21):** Had one catch for no gain.

▶**at Atlanta (11/28):** Inactive.

▶**vs. San Francisco (12/5):** Played on offense and special teams.

▶**at Detroit (12/12):** Played on special teams and offense.

▶**at New England (12/19):** Played on special teams and offense, blocking on a kickoff unit that included a 45-yard return by CB Sam Shields...Also played on offense, with primary duties coming as a blocker. Running game posted 143 yards on 38 carries, as the offense controlled the clock for 40:48.

▶**vs. New York Giants (12/26):** Had two catches for 4 yards, including a 1-yard scoring grab in the third quarter that put the Packers ahead, 31-17. The catch capped a four play, 70-yard march.

▶**vs. Chicago (1/2/11):** Made his one reception memorable, hauling in a 1-yard pass in the end zone from Rodgers after a play-action fake for what proved to be the game-winning TD with 12:42 remaining in the contest... Also played on special teams.

▶**NFC WILD CARD, at Philadelphia (1/9/11):** Played on offense and special teams...Helped paved the way for the Packers to rush for 138 yards on 32 carries (4.3 avg.), including 123 by RB James Starks, the highest total in club history by a rookie in the postseason...The offense also posted 309 total yards and successfully converted 8-of-13 third-down attempts.

22 Pat Lee, CB, 3rd Year, Auburn

• Young defender provides depth in the secondary and is a contributor on special teams.

• Also saw time at kick returner, and for the season returned 13 kickoffs with a 20.4 avg., with a long of 30.

• Suffered an ankle injury at New York, Oct. 31, and re-injured it at Atlanta, Nov. 28, spending the next three games on the inactive list.

• Has posted seven special teams tackles in 2010.

• Returned to regular-season action this year after a lengthy rehabilitation, spending 2009 on injured reserve from a knee injury he suffered in the preseason finale, and first enduring a knee injury Nov. 24, 2008.

▶**at Philadelphia (9/12):** Saw action on special teams, and as an outside 'gunner' helped contain standout WR DeSean Jackson, holding him to 14 yards on two punt returns.

▶**Buffalo (9/19):** Played on special teams.

▶**at Chicago (9/27):** Inactive.

▶**vs. Detroit (10/3):** Played on special teams.

▶**at Washington (10/10):** With several members of the secondary injured, saw extensive action on defense, recording three tackles while participating in 57 plays...Returned a pair of kickoffs for 33 yards (16.5 avg.), with a long of 26. Took the opening kickoff 7 yards, but did not handle the return duties again until the opening kickoff of OT...Also had a special teams stop on kickoff coverage.

▶**vs. Miami (10/17):** Served as the primary kickoff returner, taking back four kicks for 81 yards (20.3)...Had a 28-yard return in the fourth quarter to the Green Bay 31, a starting point that led to the 12-play, 69-yard drive for a TD in 5:07 that was capped by QB Aaron Rodgers' 1-yard sneak with 13 seconds remaining...Also had three special teams stops.

▶**Minnesota (10/24):** Took sole possession of kickoff return duties, with five for 104 yards (20.8 avg.)...Had a 30-yard return in the second quarter, a career long...Added one tackle on kick coverage.

▶**at New York Jets (10/31):** Suffered an ankle injury in the first half, X-rays were negative but did not return...Had one tackle on special teams.

▶**vs. Dallas (11/7):** Inactive (ankle).

▶**at Minnesota (11/21):** Had one tackle on special teams...Suffered a leg injury in the second half but returned to action.

▶**at Atlanta (11/28):** Played on special teams before suffering an ankle injury on a punt return in the first quarter and did not return.

▶**vs. San Francisco (12/5):** Inactive (ankle).

▶**at Detroit (12/12):** Inactive (ankle).

▶**at New England (12/19):** Inactive (ankle).

▶**vs. New York Giants (12/26):** Returned to action after being inactive for the previous three games...Played on special teams...Did not post a tackle, but part of an excellent day for the coverage units, which only allowed an average of 18.6 on eight kickoff returns and 4.3 on three punt returns.

▶**vs. Chicago (1/2/11):** Took over the kickoff return duties with CB Sam Shields active but ailing (knee), returning two kicks for a 23.5 avg...Also part of a special teams brigade that had an excellent day against one of the NFL's top return units...Helped keep PR Devin Hester in check for the majority of the contest, as the unit downed four punts inside the 20 and helped P Tim Masthay post a 36.6 net average. On kickoff returns, Danieal Manning averaged 15.5 yards on two returns.

▶**NFC WILD CARD, at Philadelphia (1/9/11):** Played on special teams, posting one tackle on punt coverage...Coverage units had a strong showing, allowing an average of 7.5 yards on a pair of punt returns and 18.3 yards on three kickoff returns.

29 Derrick Martin, S, 5th Year, Wyoming

• Suffered a knee injury at Washington, Oct. 10, and was placed on injured reserve, Oct. 13.

• A top special teams performer prior to the injury who also provided depth at FS behind three-time Pro Bowl pick Nick Collins.

• Through the first five games, ranked among the leaders on special teams with six tackles on the coverage units and had an INT with a 15-yard return.

• Acquired by the Packers via trade with Baltimore in exchange for OL Tony Moll on the eve of the 2009 season. Appeared in 14 games with one start last season and posted a career-high 21 special teams tackles, the second-highest total on the team.

▶**at Philadelphia (9/12):** Played primarily on special teams, posting one stop. Praised by special teams coaches for his blocking on the kickoff return teams, which helped spring WR Jordy Nelson for a huge day.

▶**Buffalo (9/19):** Had one tackle on special teams.

▶**at Chicago (9/27):** Entered the game while FS Nick Collins nursed a knee injury and had an INT in the end zone in the first quarter to end a Chicago scoring opportunity...Returned it from 5 yards deep to the Green Bay 10. INT was the third of his career and first with the Packers...Added two tackles on special teams.

▶**vs. Detroit (10/3):** Saw extensive action on defense after the injury to Morgan Burnett and had two tackles (one solo)...Took over with the No. 1 defense when Burnett departed...Also had a team-high two stops on special teams.

▶**at Washington (10/10):** Played on special teams, and credited with a pair of key blocks on the punt return units...Suffered a sprained knee late in the contest.

TRANSACTION: Placed on injured reserve, Oct. 13 (knee).

8 Tim Masthay, P, 1st Year, Kentucky

• Had a string of excellent games after finding his form at the New York Jets, Oct. 31, a performance that Coach Mike McCarthy proclaimed the best punting day he had witnessed. Named NFC Special Teams Player of the Week following that contest, and finished the season on a high note in the finale vs. the Bears.

• In 2010, finished with a gross average of 43.9 yards on 71 punts, with a net of 37.6 and a long of 62. Dropped 25 punts inside the 20, including 20 in the final nine contests. Climbed the NFC punting charts after a slow start, ranking seventh in net average.

• Originally signed with the Indianapolis Colts as a non-drafted free agent but was released Aug. 11, 2009, before appearing in any preseason games.

• Sat out entire 2009 season but signed with Green Bay on Jan. 14, 2010, and won a fierce training camp duel to win the punting duties.

▶**at Philadelphia (9/12):** Had four punts for an average 41.5 and a net of 38.0, with a long of 48...Efforts helped contain DeSean Jackson, who had a mere 14 yards on a pair of returns.

▶**vs. Buffalo (9/19):** Averaged 40.3 yards on three punts, with a net of 33.7 and a long of 45.

▶**at Chicago (9/27):** Had three punts for an average 50.0, but day spoiled by 62-yard punt return for a TD by WR Devin Hester that contributed heavily

to 19.0 net average...TD return came on a 57-yard punt...Made a tackle on a 28-yard return by Hester in the second quarter after a 35-yard punt.

►**vs. Detroit (10/3):** Averaged 41.0 yards on three punts, with a long of 52...Recorded net average of 36.0...Dropped one punt inside the 20, a fair catch in the second quarter to the Detroit 11.

►**at Washington (10/10):** Averaged 47.3 yards on six punts, with a net of 36.2...Dropped one punt inside the 20 and had a long of 57.

►**vs. Miami (10/17):** Finished with five punts for a 38.0 avg., dropping two inside the 20...Had a long of 42 that trickled out of bounds at the Miami 9 in the second quarter...Also pinned the Dolphins deep in their territory with a 31-yard punt to the Miami 12 on their next possession.

►**vs. Minnesota (10/24):** Punted twice for a 45.0 average, putting one inside the 20...Had a long of 51 and a net of 38.5.

►**at New York Jets (10/31):** Averaged 44.0 yards on a career-high eight punts, with a net of 41.5...Work was a huge factor in the victory. Dropped five punts inside the 20 on a blustery afternoon in the low-scoring contest while repeatedly kicking out of his own territory. The total is the most for a Green Bay punter since David Beverly also had five vs. Chicago, 10/28/78...In the first quarter tilted the field in the Packers' favor with net punts of 55, 48 and 51 yards...Punts a key factor in holding New York S Jim Leonhard, who entered the game with a 12.3 avg., to one return for for no gain and two fair catches...The last time the Packers allowed zero punt return yardage on eight punts was vs. Tampa Bay, 11/16/03...Also pinned Jets at the 5 in third quarter and hit a key, 41-yarder that bounced out of bounds at the New York 23 with less than 4 minutes remaining in contest...Presented with game ball by coaching staff...Earned NFC Special Teams Player of the Week.

►**vs. Dallas (11/7):** Had two punts for an average 49.5 yards, with a career-high net of 47.5...Dropped both inside the 20.

►**at Minnesota (11/21):** Averaged 39.2 yards on five punts, including dropping two inside the 20...Forced the Vikings into three fair catches and one return for 5 yards.

►**at Atlanta (11/28):** Punted twice with a 44.0 avg., including a long of 53.

►**vs. San Francisco (12/5):** In blustery conditions, had three punts with a 43.3 avg., including a long of 51 and dropping one inside the 20.

►**at Detroit (12/12):** Had a fine performance that was graded highly by the special teams staff, dropping three punts inside the 20, averaging a season-best 50.5 yards on eight punts, and posting a net average of 43.4...Forced two fair catches in a low-scoring game that was a battle of field position...In the second quarter, the Lions were forced to start drives at their own 22, 17, 8 and 18, all following punts.

►**at New England (12/19):** Averaged 41.3 yards on four punts, with a net average of 38.5...Dropped two punts inside the 20, including a 29-yard kick to the New England 11 with 4:56 remaining that led to a defensive stand, setting up the Packers' final drive.

►**vs. New York Giants (12/26):** On a cold, blustery day, had five punts for 208 yards, with an average of 41.6 and a net average of 39.0...Placed one punt inside the 20 and had a long of 54...Held Giants punt returner Aaron Ross to an average of 4.3 yards on three returns.

►**vs. Chicago (1/2/11):** Had a banner performance in cold, blustery conditions against the NFL's best return team and nemesis Hester, who had returned a punt for a TD in previous meeting...In a low-scoring game that was a defensive battle where field position was crucial, had eight punts for a 36.6 net average, (43.5 gross avg.), dropped four inside the 20 and a long of 56...Hester was able to return only two of his punts, with neither returned outside of the Chicago 30...In the fourth quarter, dropped his first punt to the Chicago 3, and his second to the Bears' 2...Hester was also forced to fair catch once at the Chicago 14 in the first half after a towering spiral.

►**NFC WILD CARD, at Philadelphia (1/9/11):** Had four punts for a 36.5 avg., dropping one inside the 20 on a blustery day at Lincoln Financial Field. Had a net average of 32.8...Came through with a high, 41-yard punt into the wind to DeSean Jackson with two minutes remaining in the contest, and the coverage teams tackled the WR after a 14-yard gain. A holding penalty moved the Eagles back to the Philadelphia 34 for the Eagles' final drive...Forced a fair catch at the Philadelphia 9 on a 29-yard punt in the first quarter.

52 Clay Matthews, LB, 2nd Year, Southern California

• Emerged in 2010 as one of the NFL's most feared pass rushers, and was voted to the Pro Bowl for the second straight season.

• Ranked second in the NFC and fourth in the NFL with 13.5 sacks, despite being placed on the inactive list vs. Miami with an injured hamstring, originally suffered in the third quarter at Washington, Oct. 10.

• Maintained his excellent play into the postseason, with a top performance at Philadelphia in the Wild Card playoff.

• Moved to LOLB after playing on the opposite side as a rookie, but is a threat to rush from either side during games.

• Is the first Packers player to record double-digit sack totals in his first two seasons since the stat began being kept in 1982. Also posted 83 tackles (55 solo), four passes defensed, an INT with a TD return and two forced fumbles.

• Returned an INT 62 yards for a TD vs. Dallas, Nov. 7, his first NFL INT.

• Honored as NFC Defensive Player of the Month for September.

• Despite missing the majority of the preseason and training camp, opened 2010 with a career-high three sacks at Philadelphia and equaled the feat the following week vs. Buffalo. Earned NFC Defensive Player of the Week for his efforts vs. the Bills, Sept. 19, and vs. the Cowboys, Nov. 7. With six in the first two contests, set a team record for most sacks over the first two games of the season.

• Selected to the mid-season All-Pro teams of *Sports Illustrated* (Peter King), *Dallas Morning News*, and *Pro Football Weekly*.

• In 2009, became the first Packers rookie to be named to the Pro Bowl since WR James Lofton earned the honor in 1978 after leading the club with 10 sacks – the most by a rookie in franchise history.

►**at Philadelphia (9/12):** Led the team with a career-high three sacks and nine tackles (eight solo) and added four QB hits, a forced fumble and a pass defense in his first game at LOLB...Dropped Eagles QB Kevin Kolb for an 8-yard loss on Philadelphia's third play from scrimmage, ending the drive...Caused a fumble by Kolb at the line of scrimmage that rolled out of bounds in the second quarter, a tackle that knocked the QB out of the game and was credited as a sack...On the Eagles' final drive, during the last three plays sacked QB Michael Vick for a 3-yard loss and then caught the elusive QB by the legs as part of a swarm by the Packers defense on 4th-and-1 at the Green Bay 42, ending a potential scoring threat...Awarded a game ball by the coaching staff for his efforts...Contest was his first game action since sustaining an injury to his left hamstring in the Family Night Scrimmage (Aug. 7).

►**vs. Buffalo (9/19):** Had another stellar performance with three sacks, nine tackles, a tackle for a loss and a QB hit and was named NFC Defensive Player of the Week...Became the first Packers player to post three sacks in back-to-back games since it became an official league statistic in 1982...According to the Elias Sports Bureau, became the first NFL defender to post consecutive three-sack performances since Seattle's Patrick Kerney in 2007 (Nov. 18-25)...Awarded a game ball for second-straight week by coaching staff...Dropped QB Trent Edwards for a 13-yard loss on third down of the Bills' opening possession...Added two more sacks in the second half, the trio totaling 33 yards in losses, the most by a Packer since DE Reggie White's 35 on two sacks vs. Minnesota on Oct. 22, 1995...Part of a withering pass rush that helped limit Buffalo to 62 net yards passing...At the 18-game point in his career, posted two or more sacks five times with the Packers, breaking DE Reggie White's former record of four.

►**at Chicago (9/27):** Set the tone for a defense that would only allow 77 yards rushing in the contest on the game's first play, dropping RB Chester Taylor for no gain...Kept off the sack charts while constantly fighting through multiple blockers, but still credited with five QB hits and a pressure, and also had five tackles (three solo).

►**vs. Detroit (10/3):** Had four tackles (two solo), a pair of tackles for a loss, a sack and a QB hit...Dumped QB Shaun Hill for a 4-yard loss in the second quarter, his seventh sack of 2010...Switched sides periodically during the game, also lining up at LOLB...Drilled WR Bryant Johnson in the fourth quarter after a screen pass, resulting in a 3-yard loss.

►**at Washington (10/10):** Started and had six tackles (five solo), 1.5 sacks, two tackles for a loss, six QB hits and a pass defensed despite injuring his hamstring late in the third quarter and not returning...Tackled QB Donovan

McNabb for a 22-yard loss after a high shotgun snap on the game's third play to move the Redskins out of FG territory. The stop thwarted a Washington scoring opportunity after a turnover at the Green Bay 21 on the Packers' opening possession...Split a 7-yard sack with NT B.J. Raji in the second quarter...Dumped McNabb for a 2-yard loss at the Washington 18 on the Redskins' next possession, steaming around rookie LT Trent Williams...On the following possession minutes later, another sack was nullified by a penalty downfield.

►vs. **Miami (10/17)**: Inactive (hamstring)...Tested the strain during pregame warmups but was not able to play.

►vs. **Minnesota (10/24)**: Returned to action after missing the previous game with the hamstring injury and participated in every defensive play, notching six tackles (one solo), two QB hits and a pressure...Most important play may have been drawing a penalty when he was bringing heavy pressure on QB Brett Favre on the Vikings' final drive while the Packers clung to a 28-24 lead. Raced past RT Phil Loadholt around the corner, causing the blocker to grab his facemask and drag him down to the turf. It drew a 15-yard personal foul with 57 seconds remaining, and moved Minnesota back to the Green Bay 35.

►at **New York Jets (10/31)**: Participated in 72 plays and had five tackles (four solo), a tackle for a loss, a sack, three QB hits and two pressures...Biggest play came late in the fourth quarter, chasing down QB Mark Sanchez for a six-yard loss after spinning around 327-pound RT Damien Woody. On fourth down, pressured the passer again to help force an errant throw. A pass breakup by S Charlie Peprah on second down, the sack on third down and tight coverage along with a hurried throw on fourth down helped seal the game with Green Bay taking over at the New York 23 with 2:30 remaining and the Packers holding a 6-0 advantage.

►vs. **Dallas (11/7)**: Had another huge performance, this time with his father, Clay Jr., a 19-year NFL veteran, in Green Bay to watch the contest...Recorded five tackles (three solo), two for a loss, a sack, three QB hits, an INT with a 62-yard return for a TD and a pass deflection...Named NFC Defensive Player of the Week...Dropped QB Jon Kitna for an 8-yard loss early in the second quarter, and deflected his pass on the next play...Impact not limited to pass rush, as he blitzed on a third-and-1 with 7:22 remaining in the second quarter, nailing RB Marion Barber for a loss immediately after the handoff...With 11:07 left in the game, intercepted a pass by Kitna after it was tipped by LB A.J. Hawk, and bolted 62 yards for a TD. Said after game it was his first INT since his junior year of high school.

►at **Minnesota (11/21)**: Had another stellar all-around performance, recording five stops, two tackles for a loss, a sack, two QB hits and a pressure while participating in 60 plays...Tied for the team lead in QB hits, and posted the club's lone sack. Was the first defender to touch Favre after he slid for a 1-yard loss, as the QB ducked to the turf after he was unable to find anyone open. It was the lowest-effort sack of the season for the NFL's sack leader up to this point...Drilled RB Adrian Peterson for a 4-yard loss late in the second quarter.

►at **Atlanta (11/28)**: Had five tackles (two solo)...Participated in 57 plays.

►vs. **San Francisco (12/5)**: Led the team with seven tackles (five solo) and added two QB hits and a pressure...Early in the second quarter, stopped RB Anthony Dixon for no gain at the Green Bay 2 on first down. On the next play, DE Cullen Jenkins sacked QB Troy Smith, and on third down the QB was pressured into a run and dragged down by LB Frank Zombo, forcing a FG.

►at **Detroit (12/12)**: Recorded five tackles (two solo), one tackle for a loss, a sack and a QB hit while participating in every play...Dumped QB Drew Stanton for a 19-yard loss in the second quarter. The QB, backed up to the Green Bay 38 on the next play, tried a deep pass and was intercepted by S Charlie Peprah.

►at **New England (12/19)**: Posted four tackles (two solo), a QB pressure and a pass defended while participating in 44 plays...Part of a solid defensive effort that held one of the NFL's top offensive attacks to 249 total yards, 14 first downs and QB Tom Brady to just 136 net yards passing.

►vs. **New York Giants (12/26)**: Had six tackles (five solo), one tackle for a loss, two QB hits, three QB pressures and a forced fumble...Made biggest play late in the third quarter with Green Bay holding a 31-17 lead, hustling after a 21-yard gain by Brandon Jacobs and punching the ball from the

RB's arms near the sideline, a fumble that was recovered by S Nick Collins after LB Desmond Bishop batted the ball to keep it inbounds...In the first quarter, drilled Jacobs for a 1-yard loss on second down. On third-and-11, QB Eli Manning was intercepted by CB Tramon Williams...Part of a defensive effort that held the Giants to 90 yards rushing on 21 carries, only the second time in 2010 that New York did not reach 100 yards. The Giants entered the game averaging 144.9 yards per contest, fifth in the NFL.

►vs. **Chicago (1/2/11)**: Registered four tackles – including one for a loss – a sack and two QB hurries while participating in 66 plays...Following a Packers' turnover in the third quarter, stopped RB Matt Forte for no gain on first down at the Green Bay 15. An INT two plays later by Peprah would complete the defensive stand and maintain the Bears' lead at 3-0...Sacked Jay Cutler in the fourth quarter, dropping the QB for a 6-yard loss on third-and-17 after a sack on the previous play by Woodson. The QB takedown gave him 13.5 on the season...Part of an outstanding day by the defense, which held the Bears to just a FG, 227 total yards, an average of 3.5 yards per play and 117 net yards passing...In the second half, Chicago posted 97 yards with one play over 12 yards.

►**NFC WILD CARD, at Philadelphia (1/9/11)**: Participated in all 63 plays on defense and posted three stops, one tackle for a loss, a sack and four QB hits...Also caused RT Winston Justice to be flagged for multiple penalties, and eventually replaced in the third quarter for backup King Dunlap...Sacked Vick for a 12-yard loss early in the second quarter, forcing a punt...On third-and-1 at the Green Bay 16 early in the fourth quarter, drilled RB LeSean McCoy for no gain forcing a FG attempt by K David Akers that was missed...Part of a defensive unit that held Philadelphia to 16 points – the Eagles finished the season ranked No. 2 in the NFL in total offense and averaged 27.4 points per game – and 82 yards rushing...Helped hold Vick to just 33 yards rushing and a 79.9 passer rating.

67 Nick McDonald, G, Rookie, Grand Valley State

- One of three non-drafted college free agents, joining CB Sam Shields and OLB Frank Zombo, to make the Packers' final, 53-man roster. Reserve lineman has been inactive for each game this season.

- A tough, versatile player who also showed the ability to also play center during training camp.

- Played in 44 games with 29 starts during his college career, and was named the Great Lakes Intercollegiate Athletic Conference's Offensive Lineman of the Year in 2009.

►at **Philadelphia (9/12) – vs. Chicago (1/2/11)**: Inactive.

►**NFC WILD CARD, at Philadelphia (1/9/11)**: Inactive.

23 Dimitri Nance, RB, Rookie, Arizona State

- Joined Packers Sept. 14 after RB Ryan Grant (ankle) was placed on injured reserve and appeared in 12 games in the regular season and the NFC Wild Card playoff at Philadelphia.

- Signed off the Atlanta Falcons' practice squad, he has played primarily on special teams, though saw action on offense over the final month of the season and had 36 carries for 95 yards, as well as three catches for 30 yards. Also added three special teams tackles.

- Joined the Falcons as a non-drafted free agent out of Arizona State, where he was an honorable mention All-Pac-10 selection as a senior after rushing for 795 yards and six TDs.

►vs. **Buffalo (9/19)**: After a quick week of practice, had two rushes for 6 yards, including a long of 4.

►at **Chicago (9/27)**: Inactive.

►vs. **Detroit (10/3)**: On active roster, had one tackle on kickoff coverage.

►at **Washington (10/10)**: Played on special teams.

►vs. **Miami (10/17)**: Played on special teams.

►vs. **Minnesota (10/24)**: Saw his most extensive action on offense, though he did not have a carry.

►at **New York Jets (10/31)**: Inactive (ankle).

►vs. **Dallas (11/7)**: Played on special teams and saw his most extensive action of the season on offense during the fourth quarter, with four carries for 5 yards.

►at **Minnesota (11/21)**: In his first extended playing time of 2010, led the club with 12 carries for 37 yards...Bulled ahead for 2 yards in the opening quar-

ter for a first down after breaking a tackle, and had a career-long 11-yard rush in the third quarter.

► **at Atlanta (11/28):** Was expected to play a bigger role on offense against his former team, but suffered a concussion in the first half and did not return... Had one carry for no gain.

► **vs. San Francisco (12/5):** Inactive.

► **at Detroit (12/12):** Returned to the active roster and had a pair of carries for four yards and his first catch of the season for 14 yards...Hauled in the reception on the final drive, moving the chains for a first down.

► **at New England (12/19):** Continued to see his role increase on offense, and also played on special teams...Had six carries for 11 yards, and a pair of catches for 16 yards...Involved in the game plan from the start, carrying the ball on the third play of the opening drive for 4 yards...Had both receptions, including a screen that he turned into an 11-yard gain, on the Packers' opening drive of the second half. The 13-play, 69-yard march ended with a 6-yard TD on a catch-and-run by RB John Kuhn, and gave Green Bay a 24-21 lead.

► **vs. New York Giants (12/26):** Ranked second on the team with nine carries for 32 yards...Part of a rushing attack that was effective if unspectacular with 35 attempts for 119 yards. The Packers held the ball for 37:01 and posted 515 yards of total offense, with the running game providing a consistent threat to set up the pass.

► **vs. Chicago (1/2/11):** Played primarily on special teams...Part of a coverage unit that had an excellent day against one of the NFL's top return units... Helped hold PR Devin Hester in check for the majority of the contest, as the unit downed four punts inside the 20 and helped P Tim Masthay post a 36.6 net average. On kickoff coverage, Danieal Manning averaged 15.5 yards on two returns...Blocking helped spring CB Tramon Williams for a 41-yard punt return in the third quarter, setting up a 23-yard FG by K Mason Crosby that tied the game.

► **NFC WILD CARD, at Philadelphia (1/9/11):** Played on special teams.

96 Mike Neal, DE, Rookie, Purdue

• Powerful rookie defensive lineman had seen significant playing time when healthy, but suffered a shoulder injury at Washington, Oct. 10, and was placed on injured reserve, Oct. 26.

• Sideline for the first three weeks with an abdominal strain, and was inactive vs. Miami and Minnesota with the shoulder injury.

• Was extremely productive in his lone two games, recorded five tackles, a sack, a forced fumble, a QB hit and a pressure.

• Chosen with the 56th overall pick in the second round and was typically the top reserve at both end spots. Also an inside rusher in the nickel defense.

► **at Philadelphia (9/12):** Inactive with a strained abdomen.

► **vs. Buffalo (9/19):** Inactive (abdomen).

► **at Chicago (9/27):** Inactive (abdomen).

► **vs. Detroit (10/3):** Made his NFL regular-season debut, appearing in 26 plays and forcing a fumble...Hit on Lions RB dJahvid Best at the Detroit 22 jarred the ball loose after a 3-yard loss, and it was recovered by DE Ryan Pickett at the Detroit 24. The turnover led to a TD reception three plays later by TE Jermichael Finley to put the Packers ahead, 14-7.

► **at Washington (10/10):** Played extensively, participating in 53 plays, after Pickett suffered a sprained ankle in the first series...Distinguished himself with five tackles (two solo), a sack, a QB hit and a pressure...Registered his first career sack by dropping QB Donovan McNabb for a 9-yard loss in the third quarter...Part of a defense that only allowed 51 rushing yards on 21 carries, with a long of 8.

► **vs. Miami (10/17):** Inactive (shoulder).

► **vs. Minnesota (10/24):** Inactive (shoulder).

TRANSACTION: Placed on injured reserve, Oct. 26 (shoulder).

87 Jordy Nelson, WR, 3rd Year, Kansas State

• The club's fourth wideout emerged as an integral part of the offensive attack after starting the season as the primary kick returner, duties he abandoned once his role in the passing game increased.

• Ranked fourth on the team with 45 catches, and third on the club with 582 yards (12.9 avg.) – both career highs – and added two TDs.

• Of his catches, 25 were for first downs, and six were over 25 yards.

• Output surged over the last 12 games, hauling in 39 passes for 529 yards.

• Also surpassed several milestones as a kick returner early in the season, including becoming the first Packers player since 2007 to record two returns of over 40 yards in the same contest...Has posted a kick return of 45-plus yards in each of his first three NFL seasons, the first Packers player to do so since Corey Harris (1992-94).

• In 2010, returned 22 kickoffs for 496 yards (a team-high 22.5 avg.), with a long of 50.

• For his career, has 100 catches in the regular season for 1,268 (12.7 avg.) and six TDs.

► **at Philadelphia (9/12):** Turned in a sparkling performance on special teams as a kick returner, with five returns for 156 yards...Had returns of 51, 40 and 28 yards in the second half and was awarded a game ball by coaching staff...Added a catch for 7 yards...Appeared in 30th game of NFL career... His 51-yard return was the second-longest return of his career behind a 54-yard pickup in Week 17 at Arizona last season, the longest return by a Packer in 2009...The performance against the Eagles was the first time in Nelson's career that he posted two kickoff returns of 40-plus yards, and he became the first Packer to accomplish the feat since WR Koren Robinson had returns of 43 and 66 yards at St. Louis on Dec. 16, 2007... His 31.2-yard average was the best by a Packer with five or more returns in a contest since WR Roell Preston's 32.0-yard average on eight returns vs. Minnesota on Oct. 5, 1998.

► **vs. Buffalo (9/19):** Turned in another banner day as a kick returner, averaging 30.5 yards on two returns (61 yards)...Added a pair of receptions for 26 yards, both moving the chains for a first down.

► **at Chicago (9/27):** Had three catches for 20 yards and returned five kickoffs for 97 yards, including a long of 40...Went over 60 career grabs.

► **vs. Detroit (10/3):** Returned seven kickoffs for 124 yards (17.7 avg.), with a long of 24...Fumbled on a pair of kick returns, with the first coming late in the second quarter following a 10-yard return and the second after a 14-yard return. The fourth-quarter fumble led to a Detroit FG.

► **at Washington (10/10):** Had his best receiving day of the season, hauling in three passes for 42 yards, including 25-yard grab that is his longest of 2010...Added two kickoff returns for 35 yards (17.5 avg.)...Caught the 25-yard pass in the fourth quarter down the deep middle before being tripped up by S LaRon Landry. It was his longest reception since his 51-yard catch in the 2009 finale at Arizona.

► **vs. Miami (10/17):** Started as the club opened in the three-WR set and finished second on the team with 64 yards on four catches (16.0 avg.), with a long of 24...Yardage total was his best since posting 71 at Pittsburgh, 12/20/09...Had a pair of receptions for 37 yards during the fourth quarter, for 24 and 13 yards. Each went for first downs on the 69-yard march that led to the game-tying TD, a 1-yard sneak by QB Aaron Rodgers with 13 seconds remaining that sent the contest into OT...Hauled in a 14-yard pass on the opening play of the final quarter, a key grab on a drive that led to a FG by K Mason Crosby that knotted the score at 13.

► **vs. Minnesota (10/24):** Had four catches for 25 yards...Caught a 5-yard flip from Rodgers in the third quarter, setting up WR Greg Jennings' 14-yard TD grab on the next play that put the Packers ahead 21-17.

► **at New York Jets (10/31):** Ranked second on the team with a career-high five catches for 55 yards, with a long of 19...Made a clutch catch in the fourth quarter, hauling in a 14-yard pass over the middle to convert a key third down that set up Crosby's second FG, a 41-yard kick that gave the Packers a 6-0 lead with 3:58 remaining.

► **vs. Dallas (11/7):** Played a big hand in helping replace the typical production of WR Donald Driver, who was inactive with a quadriceps injury...Hauled in four receptions for 42 yards, including a season-long 27-yard grab...Pulled in the 27-yarder on a third-quarter march that led to a Jones TD grab, putting the Packers ahead, 35-7.

► **at Minnesota (11/21):** Caught three passes for 20 yards.

► **at Atlanta (11/28):** Put together one of his finest performances, catching five passes for 61 yards, including a 10-yard rocket with 56 seconds remaining that tied the contest at 17...Made a leaping sideline grab on third-and-1 in the third quarter, hauling in a lofted 28-yard pass over CB

Brent Grimes and getting both feet inbounds to set up a 1-yard TD run by Rodgers on the next play...TD reception capped a 16-play, 90-yard march. Drifted to an open sliver of the end zone as Rodgers kept scrambling to buy time, and eventually pulled in a dart in the back corner.

►vs. **San Francisco (12/5)**: Started as part of a three-WR set and had a pair of catches for 15 yards...Yardage total moved him past previous career high for yardage in a season.

►at **Detroit (12/12)**: Caught two passes for 26 yards, receptions on consecutive plays in the third quarter.

►at **New England (12/19)**: Had one catch for 16 yards, a Matt Flynn strike in the second quarter that moved the chains on a 13-play, 82-yard drive that culminated with a 1-yard TD grab by Jennings, putting Green Bay ahead, 17-7.

►vs. **New York Jets (12/26)**: Hauled in four passes for a career-high 124 yards and a TD...First grab was an 80-yard TD in the first quarter where he streaked through the middle of the field after beating S Antrel Rolle, his 40th catch of 2010. Coupled with Jennings' 86-yard TD vs. Miami, Oct. 17, it marked the first time Green Bay has had two different players have 80-yard TD receptions in a season since 1967 (Elijah Pitts and Carroll Dale). It also gave the Packers five players with 40 or more catches for the first time since 1980...Set up another TD in the final quarter, going up over CB Corey Webster to grab a 38-yard strike at the New York 1 with 4:25 remaining. RB John Kuhn would crash into the end zone on the next play, giving the Packers a 45-17 lead.

►vs. **Chicago (1/2/11)**: Had two catches for 39 yards (19.5 avg.)...14-yard grab in the fourth quarter was the 100th of his career...Played in his 45th career game...Hauled in a 25-yard pass in the first quarter.

►**NFC WILD CARD, at Philadelphia (1/9/11)**: Played WR, did not have a catch.

74 Marshall Newhouse, G/T, Rookie, Texas Christian

• Placed on injured reserve, Dec. 31 (back), with roster spot filled by C/G Evan Dietrich-Smith.

• The second of the Packers' two fifth-round draft choices showed potential throughout the preseason and joined Bryan Bulaga and Nick McDonald as the three rookie offensive linemen to make the roster.

• Worked at both LG and LT since arriving in Green Bay.

• Played in 62 games with 38 starts at TCU.

►at **Philadelphia (9/12)** – vs. **New York Giants (12/26)** Inactive.

TRANSACTION: Placed on injured reserve, Dec. 31 (back).

26 Charlie Peprah, S, 5th Year, Alabama

• Experienced defender stepped into starting role at SS since the loss of Morgan Burnett earlier this season with a knee injury and emerged as a top contributor in the secondary after the promotion.

• Was equally effective in run support and coverage in 2010, posting 64 tackles (50 solo), two INTs and seven passes defended in the regular season.

• Has traditionally provided depth in the secondary and been a key contributor on special teams, where he notched 22 tackles during his first three seasons with the club.

• Played in the first two contests but was inactive for Weeks 3-4 with a quad injury.

• Spent three seasons in Green Bay from 2006-08 before sustaining a knee injury during 2009 training camp and was placed on injured reserve Sept. 6, waived/injured the following day, and spent the second half of 2009 with Atlanta.

• Signed as a free agent with the Packers, April 26.

►at **Philadelphia (9/12)**: Played on special teams, posting one tackle.

►vs. **Buffalo (9/19)**: Had one assisted special teams tackle.

►at **Chicago (9/27)**: Inactive (quad).

►vs. **Detroit (10/3)**: Inactive (quad).

►at **Washington (10/10)**: Started at SS and was on the field for 80 plays, posting five tackles (one solo) and a pass defended.

►vs. **Miami (10/17)**: Started at SS and led the secondary with a career-high 11 tackles (10 solo)...Credited with initial hit on RB Ronnie Brown on the fourth-and-1 stand at the Green Bay 27 with 1:34 remaining in the third quarter. The change of possession led to a 12-play, 66-yard drive, capped

by a K Mason Crosby FG to tie the score at 13.

►vs. **Minnesota (10/24)**: Participated in every defensive play while starting at SS and had eight tackles (seven solo), a pass defended and a tackle for a loss...On the Vikings' opening drive, snuffed out a screen pass by dropping WR Percy Harvin for a 3-yard loss on third down, forcing a punt...Part of a defensive effort that held QB Brett Favre to a passer rating of 50.4.

►at **New York Jets (10/31)**: Turned in his top performance to this point in the season, notching a pair of passes defended and tying with FS Nick Collins for the team lead in the secondary with five tackles (all solo)...Added two passes defended and a QB pressure...Broke up passes on consecutive New York possessions late in the fourth quarter, slapping the ball away from WR Jerricho Cotchery on fourth-and-8 at the Green Bay 35 with 6:36 to play and then dislodging Cotchery from the ball with a strong hit on second-and-5 with 3:21 remaining...Also helped in run support when moved close to the line of scrimmage, as the Packers held the Jets to their second-lowest output of 2010 with 119 rushing yards.

►vs. **Dallas (11/7)**: Started at SS and had a pair of tackles, both solo...Drilled TE Martellus Bennett for a 2-yard loss on a short pass in the first quarter...Rotated with Atari Bigby, who returned after spending the first half of the season on reserve/PUP.

►at **Minnesota (11/21)**: Started and notched one solo stop, as the Packers turned in another sterling defensive performance, holding the Vikings to just three points and 207 net yards passing...Participated in 49 plays.

►at **Atlanta (11/28)**: Had nine tackles (eight solo)...Had a pair of solid defensive plays go for naught on a Falcons drive in the second half, dumping RB Jason Snelling for no gain at the Atlanta 1, then two plays later stopping TE Tony Gonzalez at the goal line following a short catch on third down. The Falcons, however, would score on fourth-and-goal to pull ahead, 17-10.

►vs. **San Francisco (12/5)**: Led the secondary with six tackles (four solo) while participating in 45 plays...Wrapped up WR Michael Crabtree for a 1-yard loss after a screen pass on the 49ers' first drive...Did not start, as the defense opened with an extra DT.

►at **Detroit (12/12)**: Had the first INT of his career and nine tackles (six solo)...Intercepted QB Drew Stanton early in the second quarter, picking off a deep pass on the right sideline that was intended for TE Tony Scheffler. The Lions were backed up at their own 38, and the Packers took over at the Green Bay 29 after no return.

►at **New England (12/19)**: Had two tackles (one solo), starting at SS...Participated in 39 plays...Part of a pass defense that held the Patriots to 136 net yards passing.

►at **New York Giants (12/26)**: Started at SS and participated in 41 plays, notching one tackle...Also played on special teams, posting three stops...Part of a defense that held the Giants to 90 yards rushing on 21 carries, only the second time in 2010 that New York did not reach 100 yards. The Giants entered averaging 144.9 yards per contest, fifth in the NFL.

►vs. **Chicago (1/2/11)**: Recorded five tackles (three solo) and two passes defended, including a third-quarter INT in the end zone...With the Packers trailing 3-0 and the Bears appearing to be on the verge of increasing their lead after a Green Bay turnover on the first play of the second half, he stepped in front of a pass by QB Jay Cutler that was intended for WR Johnny Knox. The leaping INT, on third-and-19 from the Green Bay 24, was one of the game's biggest plays...Part of an outstanding day by the defense, which held the Bears to just a FG, 227 total yards, an average of 3.5 yards per play and 117 net yards passing...In the second half, Chicago posted 97 yards with one play over 12 yards...Also played on special teams, in an excellent day for the coverage units.

►**NFC WILD CARD, at Philadelphia (1/9/11)**: Participated in 62 plays and had six tackles (three solo)...Part of a defensive unit that held Philadelphia to 16 points – the Eagles finished the season ranked No. 2 in the NFL in total offense and averaged 27.4 points per game – and 82 yards rushing. Also helped hold QB Michael Vick to 33 yards rushing and a 79.9 passer rating.

79 Ryan Pickett, DE/NT, 10th Year, Ohio State

• Sturdy, veteran anchor of the defensive front made the transition to LDE in 2010 and has been one of the defense's most consistent performers when healthy.

• A critical part of the defense with his ability to take on a pair of blockers,

though his contributions don't always show up on the statistical charts.

- In 2010, had 53 tackles (27 solo), a sack, a fumble recovery and a pass defended.

- Suffered a sprained ankle on the first series vs. Washington, Oct. 10, and did not return, an injury that forced him to the inactive list vs. Miami and also at New York, Oct. 31. Started vs. Minnesota, Oct. 24, but the ankle injury forced him to the sidelines after seven plays. Again went down with the ankle injury vs. Dallas, Nov. 7, but X-rays were negative.

- Has played in 72 games with 67 starts since joining the Packers in 2006.

- Signed long-term contract extension March 12.

► **at Philadelphia (9/12):** Had four tackles, putting in massive effort in joining DE Cullen Jenkins and NT B.J. Raji as the only three healthy defensive linemen for bulk of the game...Part of the low, underneath swarm that shoved QB Michael Vick into the backfield on a fourth-and-1 attempt on Philadelphia's last possession...60th game with the Packers.

► **vs. Buffalo (9/19):** Started at LDE, posting five stops (three solo) and a QB hit...With last stop reached 700 tackles for his career.

► **at Chicago (9/27):** Had four tackles (one solo), also credited with a QB hit and deflecting a pass...Part of a defensive front that helped hold the Bears to just 77 yards rushing, with the bulk coming on three long scrambles by QB Jay Cutler during passing plays.

► **vs. Detroit (10/3):** Recorded four tackles and recovered a fumble...Fumble recovery in second quarter was his first since his initial season in Green Bay in 2006. DE Mike Neal swiped the ball out of the hands of RB Jahvid Best, and the turnover led to a Packers TD three plays later.

► **at Washington (10/10):** Started, but suffered a sprained ankle on the Redskins' second play from scrimmage...Did not return.

► **vs. Miami (10/17):** Inactive (ankle).

► **vs. Minnesota (10/24):** Started, but early in the first quarter was removed from the game because of the ankle injury...Participated in seven plays.

► **at New York Jets (10/31):** Inactive (ankle).

► **vs. Dallas (11/7):** Participated in seven plays before suffering a sprained ankle...X-rays were negative, but did not return...Had two tackles (one solo).

► **at Minnesota (11/21):** Returned to action, but defense opened in a nickel package with only two down linemen – NT B. J. Raji and DE Cullen Jenkins...Participated in 22 plays and had a pair of tackles (one solo) in another stellar game for the defense, where the unit allowed just 15 first downs, 93 yards rushing and a field goal in the victory.

► **at Atlanta (11/28):** Started at LDE and had two tackles (one solo).

► **vs. San Francisco (12/5):** Had five tackles – his highest total since at Buffalo, Sept. 19 – including three solo stops...Drilled RB Anthony Dixon for a 2-yard loss in the second quarter, and the 49ers were forced to punt two plays later.

► **at Detroit (12/12):** Started and had a season-high 10 tackles (his highest total since posting a career-high 12 at Seattle, 11/27/06), one tackle for a loss and a sack...Seven of his tackles were solo stops...Also had a sack, forcing QB Drew Stanton out of bounds for a 2-yard loss late in the second quarter.

► **at New England (12/19):** Started at LDE and recorded five tackles (two solo), participating in 26 plays...Stuffed RB BenJarvus Green-Ellis after a 1-yard gain on a third quarter drive, and after an incompletion and a Raji sack the Patriots were forced to punt. On the following drive, the Packers added a FG to pull ahead, 27-21...Would team with Raji in the fourth quarter to drill Green-Ellis for no gain at the Green Bay 22 on a drive where the Patriots were forced to punt.

► **vs. New York Giants (12/26):** Started and recorded five tackles (one solo)...Inside presence helped hold the Giants to 90 yards rushing on 21 carries, only the second time in 2010 that New York did not reach 100 yards. The Giants entered the game averaging 144.9 yards per contest, fifth in the NFL.

► **vs. Chicago (1/2/11):** Strong inside presence part of an outstanding day by the defense, which held the Bears to just a FG, 227 total yards, an average of 3.5 yards per play and 117 net yards passing...In the second half, Chicago posted 97 yards with one play over 12 yards...Posted four tackles (two solo).

► **NFC WILD CARD, at Philadelphia (1/9/11):** Posted four tackles (one solo) while

participating in 25 plays...Part of a defensive unit that held Philadelphia to 16 points – the Eagles finished the season ranked No. 2 in the NFL in total offense and averaged 27.4 points per game – and 82 yards rushing. Also helped hold QB Michael Vick to 33 yards rushing and a 79.9 passer rating.

51 Brady Poppinga, LB, 6th Year, Brigham Young

- Steady, experienced defender provided depth at both OLB spots and was a valuable contributor on special teams prior to suffering a knee injury and being placed on injured reserve, Oct. 26.

- Had knee surgery, Oct. 19, following the injury vs. Miami, Oct. 17.

- Recorded 17 tackles (9 solo) and one stop on special teams while playing in six games.

- Has played in 81 career games with 44 starts since arriving in Green Bay in 2005 as the second of two fourth-round draft picks.

► **at Philadelphia (9/12):** Played a limited role as a reserve on defense, posting a tackle, and also contributed on special teams.

► **vs. Buffalo (9/19):** Appeared in 17 plays as a reserve on defense, recording three tackles...Added a stop on special teams.

► **at Chicago (9/27):** Played on special teams.

► **vs. Detroit (10/3):** Had two assisted tackles while seeing his most extended playing time of the season on defense at LOLB.

► **at Washington (10/10):** Saw extensive playing time in the fourth quarter and overtime after Clay Matthews departed with an injured hamstring...Extremely productive during his 24 plays, posting five tackles (all solo), a sack, a tackle for a loss and a QB hit...Drilled QB Donovan McNabb for a 9-yard loss on Washington's first possession of OT, forcing a punt...Sack was the fifth of his career.

► **vs. Miami (10/17):** Started at LOLB in place of Clay Matthews (hamstring) and participated in 27 plays before suffering an injured knee in the first half...Prior to the injury, had six tackles (four solo).

► **vs. Minnesota (10/24):** Inactive (knee).

TRANSACTION: Placed on injured reserve, Oct. 26, (knee).

81 Andrew Quarless, TE, Rookie, Penn State

- Rookie TE saw playing time increase over the last several games and is an integral part of the offensive attack, with the bulk of his contributions previously coming on special teams.

- Appearances on offense increased dramatically following the season-ending injury to starter Jermichael Finley. On the season, had 21 catches for 238 yards (11.3 avg.) and a TD.

- Had two contests with over 50 yards receiving in 2010: at Washington, Oct. 10, and at Detroit, Dec. 12. Impressed as a target in first extended action on offense at Washington, and evolving into the position's primary pass-catching threat.

- The first of two fifth-round draft picks improved weekly during training camp and made the roster among what was an extremely competitive position group.

- Departed Penn State as the all-time leader in catches by a TE with 87 grabs for 1,146 yards and eight TDs in 49 games.

► **at Philadelphia (9/12):** Inactive.

► **vs. Buffalo (9/19):** Inactive.

► **at Chicago (9/27):** Played on special teams and on offense.

► **vs. Detroit (10/3):** Started as the Packers opened in a two-TE set, and also played on special teams.

► **at Washington (10/10):** Pressed into action after injuries to starter Finley and top reserve Donald Lee on the first two drives, played extensively and had four receptions for 51 yards (21.8 avg.), with a long of 21...After moving the chains with a 13-yard grab in the first half, made the biggest impact on the final drive of regulation, catching a 9-yard pass and then turning a short completion into a 21-yard gain that set up a late FG attempt.

► **vs. Miami (10/17):** Had a career-long 23 yard grab in the second quarter.

► **vs. Minnesota (10/24):** Playing time continues to grow, as the rookie had two catches for 16 yards and a TD...Hauled in a 9-yard TD to cap a five-play, 79-yard march in the second quarter. The drive was set up by consecutive long receptions by WR James Jones (32 yards) and RB Brandon Jackson (36, off a screen pass)...The TD, which gave the Packers a 14-7 lead, was the first of his NFL career.

► **at New York Jets (10/31):** Played on offense and special teams...Suffered a shoulder injury during the game but did return.

► **vs. Dallas (11/7):** Inactive (shoulder).

► **at Minnesota (11/21):** Had one catch for 14 yards, a reception with 38 seconds remaining in the second quarter on a quick, 53-yard drive for a TD that gave the Packers a 17-3 advantage at halftime. The six-play march – covered in just 58 seconds – was set up by an INT by CB Tramon Williams at the Green Bay 18 with a 14-yard return.

► **at Atlanta (11/28):** Started and had three catches for 35 yards...Had two catches for 30 yards – including a 19-yard grab – on the 16-play, 90-yard march that would tie the game at 17 late in the fourth quarter with a TD reception by WR Jordy Nelson...Both of his receptions on the march were for first downs.

► **vs. San Francisco (12/5):** Had one catch for 4 yards, a short grab in the fourth quarter that helped set up a 24-yard FG by K Mason Crosby. The kick pushed the lead to 34-16 and completed the game's scoring.

► **at Detroit (12/12):** Led the team with 62 yards on five receptions, both career highs...Played a big role on the Packers' lone scoring drive, hauling in passes of 20 and 11 yards from QB Matt Flynn on the Packers' opening march of the second half. The eight-play, 48-yard drive led to a 42-yard FG by Crosby...Following a 12-yard catch and run, fumbled on the opening drive after getting hit from behind by LB Landon Johnson...Receiving yardage total was the most for a Green Bay rookie TE since Ron Kramer recorded 68 at Detroit, 11/27/58.

► **at New England (12/19):** Had two catches for 12 yards...Both receptions came in the first half, with his 10-yard grab in the second quarter down to the New England 15 helping set up Jennings' 1-yard TD grab, putting Green Bay ahead 17-7.

► **vs. New York Giants (12/26):** Recorded one catch for 16 yards...Fourth-quarter reception moved the chains for a first down on the Packers drive set up by an INT by CB Sam Shields. Two plays after the catch, RB John Kuhn scored on a 1-yard run to put Green Bay ahead, 38-17.

► **vs. Chicago (1/2/11):** Had one catch for 5 yards.

► **NFC WILD CARD, at Philadelphia (1/9/11):** Caught two passes for 27 yards... Had a 15-yard catch on the Packers' first play from scrimmage, and a 12-yard grab late in the second quarter...Blocking helped pave the way for the Packers to rush for 138 yards on 32 carries (4.3 avg.), including 123 by RB James Starks, the highest postseason total in club history by a rookie.

90 B.J. Raji, NT, 2nd Year, Boston College

- While rarely making headlines or filling the stat sheet with impressive totals, has become the focal point for the interior of the defensive front of the 3-4 alignment. NT leads the unit in participation weekly while taking on multiple blockers and also leading the inside pass rush.

- Primarily saw time at both end spots as a rookie, but moved to NT in 2010 and responded with an outstanding season, including being voted a Pro Bowl alternate.

- In 2010, recorded 66 tackles (36 solo), a career-high 6.5 sacks, 12 QB hits, 12 QB pressures and two passes defended.

- Sack total ranks third on the team, trailing Clay Matthews (12.5) and Cullen Jenkins (7).

- Routinely praised by coaching staff for his play this season, and was a force throughout the last half of the season.

- Played in 14 games with one start as a rookie.

► **at Philadelphia (9/12):** Led all defensive linemen in playing time, often holding up two blockers while anchoring the middle...Had three solo stops and a sack...Came up big on back-to-back plays in the second quarter, stuffing a run by FB Leonard Weaver for no gain and then sacking QB Kevin Kolb for a 9-yard loss on the next down. After an incompleteness on third-and-long, the Eagles were forced to punt...Joined Cullen Jenkins and Ryan Pickett in taking all of the defensive line work for the majority of the game as the lone healthy defensive linemen.

► **vs. Buffalo (9/19):** Played in 16th career game, with his third NFL start, recording three tackles...Led the defensive line by seeing action in 40 plays...Kicked in the left knee in the second half but didn't miss any playing time.

► **at Chicago (9/27):** On the field for 48 plays and posted three tackles, two

QB hits and a pressure...Helped hold the Bears to just 77 yards rushing.

► **vs. Detroit (10/3):** Posted two tackles, a sack, a QB hit and a pressure...Sack came on Detroit's first play from scrimmage, as he caught QB Shaun Hill and tossed him to the turf for a 9-yard loss. It gave the second-year veteran his second sack of the season, topping the one he had as a rookie in 2009.

► **at Washington (10/10):** Started at NT and again paced the defensive front by participating in 69 plays...Along with Jenkins and Neal, handled the bulk of the work up front with Pickett sidelined in the first series with a sprained ankle...Posted six tackles (three solo) and a half-sack, when he combined with OLB Clay Matthews in the second quarter to dump QB Donovan McNabb for a 7-yard loss...Part of a defensive effort that allowed only 51 rushing yards on 21 carries, an average of just 2.4 yards per attempt.

► **vs. Miami (10/17):** Had a career-high eight tackles (seven solo) and a pass defended...With the defensive line depleted by injuries, participated in 77 plays...Tipped a short pass intended for WR Brandon Marshall on third down in the second quarter to force a punt.

► **vs. Minnesota (10/24):** Finished with five tackles (two solo) and a QB pressure while again carrying the load on the defensive front in terms of playing time...Participated in 65 plays with Jenkins out (calf) after pregame warmups and Pickett (ankle) sidelined after just seven plays...Praised by the coaching staff for his efforts and endurance following the game.

► **at New York Jets (10/31):** Started at NT and had three tackles (two solo)...Key part of the defensive efforts up front that held New York to 119 yards rushing, the Jets' second-lowest output of the season. Of that total, 37 came on a 20-yard scramble by the QB and a 17-yard run off a fake punt...RB duo of LaDainian Tomlinson and Shonn Greene combined for just 76 yards on 22 carries...Entire defense awarded a game ball after the contest.

► **vs. Dallas (11/7):** Started and saw action in 30 plays, registering three tackles (one solo)...Also had a tackle for a loss...Part of a defensive swarm that held the Cowboys to 39 yards rushing on 14 carries.

► **at Minnesota (11/21):** Started and again easily led the defensive front in participation, holding down the nose for 47 plays...Recorded five tackles (two solo), one tackle for a loss, two QB hits and a pressure...Set the tone for a stellar day for the defense on the first play, shedding two blockers and drilling Pro Bowl RB Adrian Peterson for no gain.

► **at Atlanta (11/28):** Again carried the load on the defensive front, seeing action in 51 plays...Had four tackles (two solo).

► **vs. San Francisco (12/5):** Recorded four tackles (two solo), a sack, a QB hit and a pressure...Crashed through a pair of blockers to sack QB Troy Smith for a 6-yard loss late in the fourth quarter. On the next play, Smith would throw an INT to S Nick Collins, allowing the Packers to run out the clock.

► **at Detroit (12/12):** Started and had three tackles (one solo)...Again paced the defensive front by participating in 59 plays.

► **at New England (12/19):** Turned in one of the finest games of his career while returning to the region where he played as a collegian, recording six tackles (five solo, one tackle for a loss), a career-best two sacks, two QB hits and a pressure...Again led the defensive front in participation with 39 plays...Became a disruptive presence immediately, sacking Tom Brady on the Patriots' fourth play from scrimmage, dropping the QB for a 7-yard loss...On the first play of the next drive, dumped RB BenJarvus Green-Ellis for no gain...Sacked Brady again in the third quarter, twisting the QB to the turf for an 10-yard loss on third down. Forced a punt, and on the ensuing drive the Packers would march 11 plays for a FG to increase their lead to 27-21.

► **vs. New York Giants (12/26):** Had another outstanding performance, holding the point as part of a defense that held the Giants to 90 yards rushing on 21 carries. It was only the second time in 2010 that New York did not reach 100 yards. The Giants entered the game averaging 144.9 yards per contest, fifth in the NFL...Recorded four tackles (three solo), a sack, a QB hit and two QB pressures...Crashed through the line to sack QB Eli Manning for a 5-yard loss to the New York 7 late in the third quarter.

► **vs. Chicago (1/2/11):** Continues to stack impressive games, with four tackles (one solo) – including one for a loss – two QB hits, a QB pressure, and a pass defended...Stuffed RB Matt Forte for no gain at the Green Bay 4 in the second quarter, and three plays later the Bears were forced to settle for a FG, Chicago's lone points of the game...In a hard-fought contest, part of an outstanding day by the defense, which held the Bears to just a FG, 22/

total yards, an average of 3.5 yards per play and 117 net yards passing... In the second half, Chicago posted 97 yards with one play over 12 yards.

► **NFC WILD CARD, at Philadelphia (1/9/11):** Led the defensive line in participation with 45 plays, and with the defense only in its base configuration for one play was typically taking on multiple blockers...Recorded four tackles (three solo), a QB pressure and deflected a pass...Part of a defensive unit that held the Philadelphia to 16 points – the Eagles finished the season ranked No. 2 in the NFL in total offense and averaged 27.4 points per game – and 82 yards rushing. Also helped hold QB Michael Vick to 33 yards rushing and a 79.9 passer rating.

12 Aaron Rodgers, QB, 6th Year, California

• In his third year as a starter, is established as one of the top passers in the NFL, with a rare blend of accuracy, mobility and poise.

• In his two career postseason starts, has completed 46-of-69 (66.7 pct.), for 603 yards, with seven TDs, an INT and a 121.8 passer rating. Has also rushed for 17 yards and a TD on six carries.

• In 2010, completed 312-of-475 attempts (65.7 percent) for 3,922 yards, with 28 TDs, 11 INTs, a long of 86 and a passer rating of 101.2.

• Finished season ranked third in the NFL in passer rating, second in average gain (8.26), sixth in completion percentage, tied for sixth in TDs, seventh in yardage, 10th in completions and 14th in attempts.

• Twice named NFC Offensive Player of the Week (Week 13 and Week 16) in 2010, and named NFC Offensive Player of the Month for December. One of three finalists for NFL FedEx Air Player of the Year.

• Ranked second on the team in rushing with 64 carries for 356 yards and four TDs. Only Philadelphia's Michael Vick, with nine, had more rushing TDs among NFL QBs. Is the first Packers QB since Tobin Rote (1954-56) to rush for over 300 yards in consecutive seasons. Has rushed for 30 or more yards in 11 games during his career.

• Over 47 career starts, has 25 games with a passer rating of 100.0 or better, and has thrown for 250 yards or more in 29 contests – including 14 games with over 300 yards.

• Has tossed three or more TDs in 14 games, including a career-high four at Minnesota, Nov. 21, and vs. the New York Giants, Dec. 26. With four TDs and zero INTs vs. the Giants, it was also his 10th game with three or more TDs and no interceptions. According to the Elias Sports Bureau, that is the most in NFL history by a quarterback within three seasons of his first start, topping the previous record of nine set by Kurt Warner (1999-2001).

• Fell 78 yards short of passing for 4,000 yards for the third straight season after missing all of Week 15 at New England and half of the game before at Detroit due to a concussion. With 12,394 yards since 2008, he ranks second in NFL history behind Warner (12,612, 1999-2001) for the most passing yards by a QB in his first three seasons as a starter.

• In 2010, also became the first Green Bay QB to post back-to-back passer ratings of 100-plus in a season, with 103.2 in 2009 and 101.2 this year. Those marks only trail Bart Starr's 105.0 from 1966 for a season in franchise record books.

• Saw his career-high streak of consecutive attempts without an INT come to an end in the first quarter at Detroit at 181. Last INT had come at the end of the first half vs. Minnesota, Oct. 24, a span of five straight starts. The last Packers QB to not throw an INT in five consecutive starts was Starr in 1966, who also holds the team record for consecutive attempts without an INT (294).

► **at Philadelphia (9/12):** Completed 19-of-31 passes for 188 yards with two TDs and a pair of INTs...Finished with a passer rating of 73.1...Also had five carries for 9 yards, and was sacked three times...TD passes included a 6-yard strike to WR Donald Driver – the 60th scoring toss of the QB's brief career – to give the Packers a 10-3 lead, and lofting a 32-yard pass to WR Greg Jennings...The 40th game played of his career.

► **vs. Buffalo (9/19):** After what he termed a subpar day in the opener, bounced back by completing 19-of-29 for 255 yards, with two TDs and a 116.3 passer rating...Also rushed for 20 yards on five carries, with a 9-yard TD. Rushing TD was the 10th of his career...Went over 9,000 career passing yards, finishing the game with 9,244...Completed passes to eight different targets.

► **at Chicago (9/27):** Completed 34-of-45 passes for 316 yards with a TD and an INT, for a passer rating of 92.5...Posted the 10th game of his career with 300 passing yards or more...Also rushed for 20 yards on two carries with a TD...Only the second time in his career he had 300 yards passing, a rushing TD and a passing TD in the same game, (joining at Pittsburgh, 12/20/09)...Rushing total put him over 600 yards for his career...Lone INT came on 'Hail Mary' pass at the end of the first half...Opened game with four-straight completions on first drive, punctuated with 7-yard strike to Jennings to give Packers a 7-0 lead...During the third quarter had a streak of 11 straight completions...Capped a 12-play, 72-yard march with a 3-yard lunge into the end zone to give the Packers a 17-14 lead with 6:52 remaining in the contest...Defeat gave him a 6-4 record as a starter in September.

► **vs. Detroit (10/3):** Had a 105.3 passer rating, completing 12-of-17 for 181 yards with three TDs and a pair of INTs...Pass attempts limited in a victory where Packers had 40 total offensive plays and a time of possession of 22:23...Posted a perfect passer rating of 158.3 in the first half, going 8-of-9 for 131 yards and three TDs. It was the second time he achieved the feat, also had a 158.3 rating in the first half at Cleveland in 2009 (10/25/09)...Also rushed for 20 yards on three carries, including a 16-yard burst...The third straight game he reached 20 rushing yards.

► **at Washington (10/10):** Had 293 passing yards on 27-of-46 attempts, with a TD and an INT for a passer rating of 75.7...Pass attempts were the second-most of his career, trailing only the 48 he had at Pittsburgh (12/20/09)...Also had four carries for 30 rushing yards, the eighth time in his career he has reached that total or more...Completed passes to nine different targets, and had four completions of 20 yards or more, including a 35-yard strike to WR James Jones...Capped the Packers' second drive with a five-yard scoring toss to TE Donald Lee...Worked a quick passing attack in the first half, completing 14 of 25 for 152 yards, with a TD...Set up a final FG attempt in regulation with two completions to TE Andrew Quarless for 29 yards and a 14-yard scramble on a 44 yard march that took 56 seconds...Suffered a concussion on the Packers' final play from scrimmage in OT while being hit on a throw that was intercepted by S LaRon Landry at the Green Bay 39. Turnover led to Washington's game-winning FG.

► **vs. Miami (10/17):** Missed practice time during the week under observation following the concussion suffered at Washington, but returned to notch 38th consecutive start...Finished with 313 yards while completing 18-of-33 with a TD and an INT, for a passer rating of 84.5...The 11th game of his career with 300 passing yards or more...86-yard TD pass to Jennings was the longest of his career, and was the first play following an INT by CB Tramon Williams with 1:17 remaining in the opening quarter...Had five completions of 20 yards or more...Completed 6 of 8 for 66 yards on a drive that led to a 26-yard FG to tie the game at 13 early in the final quarter...On the final possession of regulation, engineered a 69-yard drive in 12 plays, including a 24-yard strike to WR Jordy Nelson and a 20-yard completion to Jennings on fourth-and-7. Capped the drive with a sneak up the middle on 4th-and-goal from the 1 with 13 seconds remaining to send the game into OT.

► **vs. Minnesota (10/24):** Led the Packers to victory while completing 21-of-34 for 295 yards, with two TDs and a pair of INTs...Recorded a passer rating of 84.8...Had four completions of 20 yards or more...Led the Packers to 268 yards of offense in the first half, a high at this point for 2010...Completed his first four passes for 54 yards before being intercepted by DE Jared Allen at the Minnesota 18 on a screen pass intended for RB Dimitri Nance...Bounced back on the next drive with completions of 24 yards to Jennings and 45 yards to Jones to set up a 1-yard TD plunge by Jackson...On the Packers' next possession, would complete a 32-yard strike to Jones on first down, followed by a 36-yard catch-and-run off a screen by Jackson, setting up a 9-yard TD pass to Quarless early in the second quarter to take a 14-7 advantage...In the third quarter, an A.J. Hawk INT would lead to a 14-yard TD toss to Jennings on an inside slant. The TD put the Packers ahead 21-17, a lead Green Bay would never relinquish.

► **at New York Jets (10/31):** With Green Bay posting its first shutout on the road since 2001, led a patient offensive attack that did not commit a turnover against a stout defense that entered the game ranked No. 1 in the NFL in takeaway-giveaway differential...Completed 15-of-34 attempts

for 170 yards with a long of 30, recording a 59.7 passer rating...Set up Crosby's first FG with a 30-yard strike to Jennings...Found Nelson on a 14-yard completion in the fourth quarter. Relatively short completion was one of the game's biggest plays, moving the chains for a first down on third-and-6 with 8:16 remaining. Connected with Nelson in the middle of the field despite taking a hard hit in the chest from blitzing LB David Harris. The 34-yard march, set up by an INT by CB Charles Woodson, resulted in a 41-yard FG by Crosby to put Packers ahead, 6-0...Improved career mark to 7-4 as a starter in October.

►vs. Dallas (11/7): Turned in his top performance of the season to date, completing 27-of-34 for 289 yards and three TDs, for a passer rating of 131.5...Also rushed for a season-high 41 yards on five carries, an average of 8.2 per attempt, including a 27-yard rush on the first TD drive that is his longest of 2010 up to this point...Completed 16 of 18 to six different targets for 174 yards with a pair of TDs in the first half for a 144.0 passer rating, as the Packers built a 28-7 lead...Departed the contest with 8:53 remaining and the Packers holding a commanding lead...Engineered a 21-point flurry by the offense in the second quarter...First TD pass came on a check-down to Jackson, who bolted past LB Sean Lee for a 9-yard score to cap an eight-play, 63-yard march...Set up second TD on a seven-play, 80-yard drive later in the second quarter. Included consecutive receptions by Jones of 22 and 31 yards, setting up a short TD dive by Jackson for a 14-0 lead...On the ensuing Green Bay march, completed 6 of 7, with a deep strike down the sideline for 33 yards to Jennings causing the most damage. Found Jennings again two plays later on an 8-yard post route to make it 21-0...Third TD came on a slant to Jones in third quarter, a 10-yard strike for a 35-7 lead...Final series before exiting the game was a 16-play, 80-yard march that was capped by a 26-yard FG by Crosby...Packers converted nine of first 11 third-down conversions and 10-of-15 overall (67 percent), the club's highest since converting 71.4 percent vs. Cleveland, 9/18/05.

►at Minnesota (11/21): Played one of the finer games of career, completing 22-of-31 for 301 yards and a regular-season, career-best 4 TDs...Also posted a season-high 141.3 passer rating...After a sluggish first quarter for the offense, first big play was a 47-yard connection to Jennings on the right sideline where the WR went over a defender, juggled the ball and came down with it before gaining another 10 yards. Completion led to a 42-yard FG by Crosby...Escaped the rush on an 11-yard TD strike to Jennings for the Packers first TD, throwing the strike to the end zone while rolling to his left. Was 6-for-8 on the 80-yard drive, including a 39-yard completion to Jones on the sideline...After an INT by Williams, the Packers took over with 58 seconds remaining in the first half. Engineered a six-play drive, capped by a 3-yard fade to the right corner to Jones with five seconds left in the quarter...Just six plays into the third quarter, on a short route found Jennings, who turned around a defender and sprinted past S Madiou Williams for a 46-yard TD. The WR was able to jog the final 10 yards...Rapid scoring drive came in the final quarter after the Packers took over on downs. An 8-yard completion to Driver moved the chains to continue the six-play march, and three plays later a 22-yard spiral put on the fingertips of Jennings pushed the Packers ahead, 31-3...Exited the game following the drive.

►at Atlanta (11/28): Posted a 114.5 passer rating, completing 26-of-35 for a season-high 344 yards and a TD...Also led the team in rushing with 51 yards on 12 carries with a TD and continually created extra time in the pocket by scrambling...Posted back-to-back 300-yard passing performances for the first time in 2010, and did not throw an INT for the fourth straight contest, a streak of 147 attempts. Also notched third consecutive game with triple-digit passer rating...Completed passes to eight different players, with Jennings, Jones and Nelson each having five grabs...Engineered a 16-play, 90-yard drive late in the fourth quarter to tie the game at 17, completing 8-of-12 on the march while also rushing for a first down. Operating out of the no-huddle for most of the drive, found Jones with a shovel pass for an 18-yard gain on fourth-and-1, and four plays later found Nelson with a 10-yard bullet in the corner of the end zone...Also led the Packers on a TD drive in the third quarter, completing a 34-yard strike to Jennings off a flea-flicker and a lofted, 28-yard gain to Nelson on third-and-1 to the Atlanta 1. Capped the drive by scoring on a quick draw for his fourth rushing TD of 2010...In the second quarter, fumbled into the

end zone after getting hit on a third-and-goal sneak at the Atlanta 1 that kept the game tied at 3. The loose ball was recovered by LB Mike Peterson.

►vs. San Francisco (12/5): Continued his streak of excellent performances, completing 21-of-30, for 298 yards, three TDs and a passer rating of 135.1...Was named NFC Offensive Player of the Week...Had a pair of TD passes of over 55 yards for the first time in his career, and was the first Packers QB to do so since Brett Favre at Denver (79, 82, 10/29/07)...Recorded his fourth straight game with a 110-plus passer rating. It was the second time in his career he had done so (9/27-10/25/09), and joined Starr (9/18-10/9/66) as the only Packers QBs to achieve the feat. Passer rating over the last four contests is 131.3, the highest over a four-game stretch in a single season since Favre recorded 134.6 over a similar timeframe in 1995...Also did not throw an INT for the fifth consecutive game. The last Green Bay QB to go five straight contests without being picked off was Starr, in 1966...177 attempts without an INT moved him into the No. 2 spot in club record books ahead of Favre (163) and behind Starr (294)...Put the Packers on the scoreboard in the second quarter, finding Jennings for a 57-yard TD over CB Shawtae Spencer after a neutral zone infraction by the 49ers. The quick TD put Green Bay ahead, 7-6, with 7:02 remaining in the first half...Would lead the Packers to another TD on the following drive, setting up a 1-yard plunge by Kuhn after a 37-yard screen pass to Jackson, a career long for the RB. The TD capped a six-play, 50-yard march...A solid first half (12-of-20, 156 yards, TD), led to a torrid final two quarters. On the opening drive, connected with Driver for a 61-yard TD, where the WR broke several tackles before finally crashing into the end zone...On the ensuing drive, found Jennings for a 48-yard strike, then rolled out to flip a 1-yard TD to the WR to put the Packers ahead, 28-16. Would close the third quarter having gone 5-of-5 for 128 yards and a pair of TDs...Used a hard count to draw the San Francisco defense offsides five times...Also rushed for 39 yards on four carries...Completed a four-game stretch with a passer rating of 131.3, the highest over a four games in a single season since Brett Favre in 1995 (134.6).

►at Detroit (12/12): Finished 7-of-11 for 46 yards and an INT before departing with a concussion...Knocked out of the game with just over three minutes remaining in the second quarter after an 18-yard scramble for a first down to the Green Bay 43. Failing to slide, he took hits by S Amari Spivey and LB Landon Johnson, with his head hitting the turf. After rising slowly, the Packers took a time out, and he stayed in the game, but was sacked for a 13-yard loss. After a handoff, on the next play he tossed a 4-yard completion to Jackson on third-and-17 and did not return...Replaced by backup QB Matt Flynn...Saw career-long streak 181 passes without an INT end when a deep pass to Jennings bounced out of the WR's hands and into the arms of Spivey in the first quarter. It was his first INT since his last throw of the first half against Minnesota in Week 7. The 22-quarter streak ranks No. 2 in club history, trailing only Starr's 294 attempts from 1964-65...On the play where he suffered the concussion, the 18-yard run did put him over the 300-yard rushing mark for the second straight year with 309 on 55 carries, the first Packers QB since Rote (1954-56) to rush for over 300 yards in consecutive seasons.

►at New England (12/19): Inactive (concussion)...Snapped a streak of 45 consecutive starts, the fourth-longest streak among active QBs...Replaced in the lineup by Flynn.

►vs. New York Giants (12/26): Returned to action after sitting out the week before and turned in what he called the best performance of his career, completing 25-of-37 for a career-high 404 yards, four TDs and a 139.9 passer rating...Was named NFC Offensive Player of the Week..Yardage total was the most by a Green Bay QB in the regular season since Lynn Dickey posted 418 vs. Tampa Bay, 10/12/80, and it was the first 400-yard, four-TD, zero-INT performance in franchise history...It was also the 10th time in his career that he threw for three-plus TDs and zero INTs. According to the Elias Sports Bureau, that is the most in NFL history by a quarterback within three seasons of his first start, topping the previous record of nine set by Warner (1999-2001)...The 400-yard, four-TD day was only the third such game ever recorded against the Giants, and the first since 11/8/53, when QB Bobby Thomason of the Eagles threw for 437 yards and four TDs...Led the Packers to 515 total yards, the most since posting 548 at Oakland, 12/22/03...80-yard TD pass to Nelson in the first quarter was his

second 80-yard TD of the season (86-yard TD to WR Greg Jennings vs. Miami in Week 6). He is the first Packers QB to throw 80-yard TD passes to two different players in a season since Starr in 1966...Pushed lead to 14-0 on a 3-yard TD strike to Jones, a 44-yard drive that included a 15-yard run for a first down to the New York 6. Gave an umpire's "safe" signal after sliding to avoid contact with a defender...On a third-quarter march, found Driver and Jennings for consecutive completions of 33 and 36 yards, respectively, and capped the march a few plays later with a 1-yard pass to Lee, where he scrambled to avoid the pass rush...In the fourth quarter, had completions of 24 and 16 yards to Jennings and Quarless to set up a 5-yard flip TD to Kuhn, and found Nelson for a 38-yard strike to the Giants 1 to close the following drive with a 1-yard plunge by Kuhn to ice the game...Spread completions out to nine targets, and had a pair of 100-yard receivers (Jennings with 142 and Nelson with 124), a first for Green Bay since Jennings and Driver both reached the total vs. Detroit, 12/28/08... Though departing in the first half with a concussion after attempting just 11 passes at Detroit and inactive the following week at New England, since Week 9 has completed 128-of-178 passes (71.9 pct.) for 1,682 yards, with 15 TDs and 1 INT and a 127.1 passer rating

►vs. **Chicago (1/2/11)**: Led Packers to 10th win of the season in a defense-dominated contest where he completed 19-of-28 for 229 yards, with 1 TD and an INT, with a passer rating of 89.7...Also led the club in rushing with 21 yards on seven carries...At his best on a fourth-quarter march that covered 75 yards in five plays. On third-and-3 from the Green Bay 32, found Driver for a 21-yard completion, then connected with Jennings on a 46-yard strike down the right sideline to the Chicago 1. On the next play, a play-action fake to Kuhn bought enough time to flip a short pass to Lee for what proved to be the game-winning TD...In the third quarter, fired a 33-yard completion to Jennings, again to the Chicago 1, but the Bears defense held and the Packers were forced to settle for a 23-yard FG by Crosby to tie the game at 3.

►**NFC WILD CARD, at Philadelphia (1/9/11)**: Led the Packers to his first post-season victory, with an efficient, 18-of-27, three-TD performance for 180 yards and a passer rating of 122.5 at windswept Lincoln Financial Field... Took the Packers on three TD drives, and built a 14-0 lead with marches of 68 and 57 yards in the first half...Completed 4-of-5 on the first scoring drive, finishing it off with a 7-yard TD toss to TE Tom Crabtree with 13 seconds remaining in the first quarter...Found Jones on a 9-yard scoring strike with 5:21 left in the second quarter, scrambling to extend the play before delivering the short flip to the WR. The TD pass capped a 12-play drive...On Green Bay's third TD drive, found Driver for receptions of 6 and 20 yards to move the chains, tossed a swing pass to Kuhn that picked up 16 and capped the march with a well-executed screen to Jackson that went 16 yards for a TD. It pushed Green Bay's lead to 21-10 with 7:33 remaining in the third quarter.

Streaks & Milestones

- Is the lone QB in NFL history to throw for 4,000 yards in the first two seasons that he started a game (2008-09).
- In 2009 became the first QB in NFL history to throw 30 or more TDs, seven or fewer INTs, and rush for five TDs in the same season.
- His 4,434 passing yards last season rank No. 2 in franchise history behind only QB Lynn Dickey's 4,458 in 1984.
- Is only the second QB in franchise history (Brett Favre, 1998-99) to post back-to-back seasons with 4,000 yards passing.
- Is one of just three QBs in franchise annals to hit the 30-TD mark in a season (Dickey, 1983; Favre 1994-98, 2001, 2003-04).
- With a TD run at Atlanta, has had four or more rushing TDs in three straight seasons, becoming just the second Packers QB to accomplish the feat (Tobin Rote, 1954-56).

37 Sam Shields, CB, Rookie, Miami

- Raw talent with exceptional speed opened the season as the team's nickel CB and has returned to action after being slowed by a calf injury for a couple of games in October.
- In 2010, posted 27 tackles (22 solo), nine passes defended and a QB pressure while starting five games as the third CB. Had a spectacular, one-handed INT vs. Dallas, Nov. 7, and picked off his second pass of the

season vs. the Giants, Dec. 26.

- Had a 49-yard kickoff return vs. Dallas, and returned 21 kickoffs for 452 yards (21.5 avg.) on the season.

• Signed with the Packers as a non-drafted free agent on April 30, following a college career that saw him make the transition from WR to CB prior to his senior year.

►**at Philadelphia (9/12)**: Started first NFL game at nickel CB and appeared in 65 plays...Teamed with S Morgan Burnett to be the first Packers' rookie safety/cornerback tandem to start in the secondary since Nick Collins and CB Mike Hawkins on Dec. 19, 2005 at Baltimore, and the first duo to the open the season since the NFL/AFL merger... Had three tackles (one solo)...Praised by Head Coach Mike McCarthy following the game for a solid outing.

►vs. **Buffalo (9/19)**: Saw extensive playing time, recording a pair of solo tackles and a forced fumble.

►**at Chicago (9/27)**: Started as the nickel CB and had one tackle.

►vs. **Detroit (10/3)**: Inactive (calf).

►**at Washington (10/10)**: Inactive (calf).

►vs. **Miami (10/17)**: Returned to lineup and had four tackles and a pass defended.

►vs. **Minnesota (10/24)**: Started as nickel CB, his third start of 2010, and participated in 52 plays...Part of a defensive effort that held QB Brett Favre to a passer rating of 50.4.

►**at New York Jets (10/31)**: Participated in 38 plays as nickel CB and had one tackle.

►vs. **Dallas [11/7]**: Made a memorable, one-handed INT of QB Jon Kitna at the Green Bay 37 late in the first quarter on a pass intended for WR Miles Austin, the first INT of his career. Turnover set up a quick drive for a TD that was capped by a Brandon Jackson scoring reception...Added a tackle and another pass defended...Also took over as the kick returner to open the second half, flashing his speed with a 49-yard burst. Caught the ball six-yards deep and took off before finally being dragged down by K David Buehler.

►**at Minnesota (11/21)**: Started at nickel CB and had a pair of tackles and two passes defended in a sterling performance for the defense, which allowed only 207 net yards passing.

►**at Atlanta (11/28)**: Participated in 25 plays as the nickel CB and had two tackles...Also returned four kickoffs for 87 yards (21.8 avg.)...Opened the second half with a 37-yard kickoff return. Fielded 5 yards deep in the end zone, appeared to have the potential for a much longer gain, but was finally tripped up by K Michael Koenen.

►vs. **San Francisco (12/5)**: Recorded a pass defended, participating in 37 plays on defense...Had three kickoff returns for 59 yards (19.7 avg.), including a 31-yard burst in the second quarter.

►**at Detroit (12/12)**: Participated in 54 plays and had five tackles (four solo)... Also returned two kickoffs for 47 yards (23.5 avg.), including a 31-yard burst to open the second half.

►**at New England (12/19)**: Participated in 28 plays on defense, posting four solo tackles and a pass defended...Part of a defensive unit that helped hold QB Tom Brady and the Patriots passing game to 136 net yards...Also returned six kickoffs for 128 yards (21.3 avg.), including shaking loose for a 45-yard burst in the fourth quarter.

►vs. **New York Giants (12/26)**: Had two solo tackles and the second INT of his career, picking off QB Eli Manning on a deep pass intended for WR Derek Hagan. The turnover gave the offense the ball at the New York 46 with 9:47 remaining in the contest, leading to a five-play, 46-yard drive that was capped by a 5-yard TD reception by RB John Kuhn. The TD gave Green Bay a commanding, 38-17 lead.

►vs. **Chicago (1/2/11)**: Started as the Packers opened in a nickel formation... Participated in 50 plays with Charles Woodson often blitzing, and had a pass defended...In a hard-fought contest, part of an outstanding day by the defense, which held the Bears to just a FG, 227 total yards, an average of 3.5 yards per play and 117 net yards passing...In the second half, Chicago posted 97 yards with one play over 12 yards.

►**NFC WILD CARD, at Philadelphia (1/9/11)**: Started as the Packers opened in a nickel formation, and participated in 60 plays...Recorded two tackles and a pair of passes defended...Made one of his most memorable plays of the

year in the first quarter, leaping with Jeremy Maclin on a well-thrown deep pass on the right sideline and stripping the ball from the WR's hands as they both tumbled to the turf.

71 Josh Sitton, G, 3rd Year, Central Florida

- Powerful, 318-pound blocker has evolved into one of the top players along the offensive front and was named a Pro Bowl alternate.
- Started all 16 games this season, and every game since the start of 2009. Is the only player on either side of the ball to not miss a snap over the last two years, including the postseason.
- Rugged run-blocker also holds the point against inside pass rushers.
- ▶ **at Philadelphia (9/12):** Had perhaps the most memorable block of the game, driving 300-pound DT Mike Patterson several yards back before knocking him to the turf on a 12-yard run by RB John Kuhn in the third quarter...Started at RG.
- ▶ **vs. Buffalo (9/19):** Started at RG, helped hold Buffalo without a sack...20th start of his NFL career, all with Green Bay.
- ▶ **at Chicago (9/27):** Started at RG as the Packers posted the second straight game without allowing a sack. Played on defense in goal-line situations.
- ▶ **vs. Detroit (10/3):** Started at RG.
- ▶ **at Washington (10/10):** Started at RG, as the Packers rushed for a season-high 157 yards on 17 carries.
- ▶ **vs. Miami (10/17):** Started at RG.
- ▶ **vs. Minnesota (10/24):** Started at RG, as the offensive line did not allow a sack.
- ▶ **at New York Jets (10/31):** Started at RG.
- ▶ **vs. Dallas (11/7):** Started at RG, part of an offensive line that allowed only one sack...Unit paved the way for the offense to post 415 net yards.
- ▶ **at Minnesota (11/21):** Opened at RG, as the offense put up 31 points, 20 first downs and controlled the clock for 33:16 in the victory.
- ▶ **at Atlanta (11/28):** Started at RG.
- ▶ **vs. San Francisco (12/5):** Started at RG, helped pave the way for the offense to post 136 yards rushing, 410 total yards and control the clock for 37:11.
- ▶ **at Detroit (12/12):** Started at RG.
- ▶ **at New England (12/19):** Started at RG...Offensive line cleared a path for running game to record 143 net rushing yards on 38 carries and dominate the time of possession, holding the ball for 40:48.
- ▶ **vs. New York Giants (12/26):** Started at RG...Part of an excellent performance by the offensive line against a formidable New York defensive front. Of the two sacks posted by the Giants, only one was offensive-line related, with the other being credited to New York after a fumble by QB Aaron Rodgers when the ball slipped out of his hand and was recovered by RB John Kuhn...Against a New York defense that entered the game ranked No. 2 in the NFL, the Packers recorded 27 first downs, 515 net yards and held the ball for 37:01 in the 45-17 victory.
- ▶ **vs. Chicago (1/2/11):** Started at RG, completing the second straight season he opened every contest...In a hard-fought contest against a Chicago defense that entered the game ranked among the NFL's top 10, the offensive line helped the unit average 5.4 yards per play and surrendered just two sacks in the victory.
- ▶ **NFC WILD CARD, at Philadelphia (1/9/11):** Started at RG...Part of an offensive line that paved the way for the Packers to rush for 138 yards on 32 carries (4.3 avg.), including 123 by RB James Starks, the highest postseason total in club history by a rookie...The offense also posted 309 total yards, successfully converting 8-of-13 third-down attempts.

27 Anthony Smith, S, 5th Year, Syracuse

- Veteran DB had played in 63 career games with 19 starts before being placed on injured reserve, Dec. 18.
- Acquired in a trade with Jacksonville, Oct. 19, to shore up a S position that had been depleted by injuries.
- Appeared in 46 career games with 14 starts in three seasons (2006-08) with the Steelers.
- Signed with the Packers as a free agent in March 2009 but released in the final roster cutdown in September.
- Played for St. Louis and Jacksonville during 2009 season and had appeared in three games with three starts for the Jaguars this season.

▶ **vs. Minnesota (10/24):** Pressed into action after arriving only days before the contest...Played on special teams and notched one tackle.

▶ **at New York Jets (10/31):** Made a key play in the contest on special teams in the first quarter, running down P Steve Weatherford on a fake punt after a 17-yard gain on fourth-and-18...It was originally ruled a first down, but a replay challenge showed that the punter had been pushed out of bounds a yard prior to the first down marker. The Packers took over on downs at the New York 36, and would take the lead five plays later on a 20-yard FG by K Mason Crosby...Appeared briefly on defense.

▶ **vs. Dallas (11/7):** Played on special teams, recording two tackles and a key block...Also registered two solo stops on defense while participating in 15 plays.

▶ **at Minnesota (11/21):** Played on special teams, but suffered an ankle injury in the first half and did not return...X-rays were negative.

▶ **at Atlanta (11/28):** Inactive (ankle).

▶ **vs. San Francisco (12/5):** Inactive (ankle).

▶ **at Detroit (12/12):** Inactive (ankle).

TRANSACTION: Placed on injured reserve, Dec. 18 (ankle).

72 Jason Spitz, C/G, 5th Year, Louisville

- Versatile lineman provides valuable, experienced depth to the interior of the offensive front, having started at C and both G spots during his career.
- Adds depth and stability to the offensive line and can contribute at any of the three positions if needed.
- Won starting C position in training camp in 2009 but was placed on injured reserve with a back injury, Nov. 7.
- ▶ **at Philadelphia (9/12) – vs. Minnesota (10/24):** Played on special teams.
- ▶ **at New York Jets (10/31):** Played on special teams and on offense, coming in briefly for Daryn Colledge when the LG's shoe came off.
- ▶ **vs. Dallas (11/7):** Played on special teams and saw action on offense at C in the fourth quarter.
- ▶ **at Minnesota (11/21):** Played on special teams and entered the game on offense in the final quarter.
- ▶ **at Atlanta (11/28):** Played on special teams.
- ▶ **vs. San Francisco (12/5):** Played on special teams.
- ▶ **at Detroit (12/12):** Inserted into the lineup after an injury to LG Daryn Colledge in the first quarter, but replaced by T.J. Lang in second half.
- ▶ **at New England (12/19):** Played on special teams.
- ▶ **vs. New York Giants (12/26):** Played on special teams.
- ▶ **vs. Chicago (1/2/11):** Played on special teams.
- ▶ **NFC WILD CARD, at Philadelphia (1/9/11):** Played on special teams, blocking for PATs and placements.

44 James Starks, RB, Rookie, Buffalo

- Had a memorable postseason debut in the Wild Card playoff at Philadelphia, setting a club record for rookies for rushing yardage in the playoffs with 123 on 23 carries. Became first Green Bay rookie RB to rush for over 100 yards in the postseason.
- Sixth-round draft pick was solid in his first game action in almost two years vs. San Francisco, Dec. 5, rushing for 73 yards on 18 carries.
- In 2010, rushed for 101 yards on 29 carries (3.5 avg.) and added two catches for 15 yards.
- Inactive for four games this season and played in three after being activated to the roster from the physically unable to perform list, Nov. 9...Prior to being activated, began practicing for the previous three weeks for the first time since OTAs.
- Suffered a right hamstring strain during practice May 18 and was placed on active/PUP at the start of training camp...Later transferred to reserve/PUP at the first roster reduction on Aug. 31.
- Very productive during his college career before sustaining a shoulder injury that caused him to miss his senior season. Appeared in 36 games at Buffalo from 2006-09, finishing as the leading rusher in school history with 698 carries for 3,140 yards (4.5 avg.) and 34 TDs in three seasons.
- ▶ **at Minnesota (11/21):** Inactive.
- ▶ **at Atlanta (11/28):** Inactive.
- ▶ **vs. San Francisco (12/5):** Served as RB Brandon Jackson's chief backup with Dimitri Nance declared inactive, and responded with 73 yards on

18 carries...Yardage total was the most for a Green Bay rookie RB in his first game since Ralph Earhart had 78 in his debut at Boston, 9/17/48... Attempts tied Jackson (vs. Phil. in Week 1) for the most carries in 2010... Had strong showing on 17-play, 74-yard drive in the fourth quarter that milked 8:35 off the clock. Carried the ball nine times for 35 yards on the march and picked up a pair of first downs. Also shook loose for a 16-yard burst by bouncing out around the right end...Had six rushes for 29 yards in the first half...Also played on special teams, including fielding a pair of short kickoffs and returning them for a 12.5 avg.

▶**at Detroit (12/12):** Had six carries for 8 yards.

▶**at New England (12/19):** Inactive.

▶**vs. New York Giants (12/26):** Inactive.

▶**vs. Chicago (1/2/11):** Returned to the active roster and rushed for 20 yards on five carries (4.0 avg.) and added two receptions for 15 yards (7.5 avg.)...First two catches of his career included a 12-yard burst off a short pass up the middle in the first quarter...Opened the Packers' first scoring drive with a 4-yard carry, a march that culminated with a 23-yard FG by Mason Crosby with 2:39 remaining in the third quarter.

▶**NFC WILD CARD, at Philadelphia (1/9/11):** Had the top rushing day for a rookie in franchise playoff history, gaining 123 yards on 23 carries (5.3 avg.) and adding 9 yards on two receptions...First carry was a 27-yard burst over the left side in the opening quarter, a drive where he would have four attempts for 36 yards. The march would be capped by a 7-yard TD grab by TE Tom Crabtree, giving the Packers a 7-0 lead...Had 15 yards on the Packers' next scoring march, including sliding off right tackle for 6 yards to pick up a first down at the Philadelphia 22. Four plays later, QB Aaron Rodgers would find WR James Jones for a 9-yard TD strike to put Green Bay ahead, 14-0... Pounded out 32 yards on five rushes on the Packers' final scoring drive, an 11-play march that took 6:17 off the clock. A 16-yard TD off a screen pass by Jackson pushed the lead to 21-10 with 7:33 remaining in the third quarter...Had eight carries for 30 yards in the final quarter.

16 Brett Swain, WR, 2nd Year, San Diego State

• Key contributor on special teams had seven tackles on the coverage units in 2010, and over the last half of the season saw more action on offense in multiple-WR sets, including getting the first start of his career at New England, Dec. 19.

• Had the first reception of his career at New York, Oct. 31, and for the season had six grabs for 72 yards (12.0 avg.).

• A seventh-round draft choice in 2008, made the roster as the No. 5 WR in 2009 but suffered a season-ending knee injury while covering a kickoff in Week 7 at Cleveland and was placed on injured reserve.

▶**at Philadelphia (9/12):** Contributed on special teams.

▶**vs. Buffalo (9/19):** Played on special teams and credited by special teams coaches for his physical play while blocking on kickoff returns.

▶**at Chicago (9/27):** Played on special teams.

▶**vs. Detroit (10/3):** Played on special teams and had one tackle.

▶**at Washington (10/10):** Played on special teams.

▶**vs. Miami (10/17):** Had one special teams tackle.

▶**vs. Minnesota (10/24):** Posted one special teams stop.

▶**at New York Jets (10/31):** With Donald Driver suffering an injured quadriceps, saw extended action at WR and had one catch for 12 yards, the first reception of his career...Also had a tackle on special teams.

▶**vs. Dallas (11/7):** Part of the rotation at WR with starter Donald Driver on the inactive list with a quadriceps injury...Had one grab for 2 yards.

▶**at Minnesota (11/21):** Had one catch for zero yards.

▶**at Atlanta (11/28):** With offense utilizing no-huddle and five-WR set extensively throughout the contest, saw extended playing time, and posted career highs with two receptions for 40 yards...Shook loose for a 31-yard catch off a slant in the second quarter, cutting inside a defender after a short reception and breaking for a long gain.

▶**vs. San Francisco (12/5):** Had one special teams tackle.

▶**at Detroit (12/12):** Had one catch for 12 yards.

▶**at New England (12/19):** Started the first game of his career, with offense opening in five-WR set...Had one catch for 6 yards, a quick flip from QB Matt Flynn in the fourth quarter...Also played on special teams.

▶**vs. New York Giants (12/26):** Played on offense and special teams.

▶**vs. Chicago (1/2/11):** Played primarily on special teams, notching one tackle, teaming with Nick Collins to drag down Danieal Manning after a 28-yard kick return in the third quarter...Part of a coverage unit that had an excellent day against one of the NFL's top return teams...On kickoff returns, Manning averaged 15.5 yards on two returns.

▶**NFC WILD CARD, at Philadelphia (1/9/11):** Played on special teams.

65 Mark Tauscher, T, 11th Year, Wisconsin

• A solid veteran blocker who opened the season as the Packers' starter at RT for the 10th time in the last 11 years, but was unable to overcome a mid-season shoulder injury and placed on injured reserve, Nov. 12.

• Inactive for five games with a shoulder injury.

• Started eight games at RT in 2009 after joining the team in Week 6, following rehabilitation of a season-ending knee injury that caused him to miss the final three games of 2008.

▶**at Philadelphia (9/12):** Started at RT.

▶**vs. Buffalo (9/19):** Started the 130th game of his career...Part of an offensive line that held the Bills without a sack.

▶**at Chicago (9/27):** Started at RT.

▶**vs. Detroit (10/3):** Started at RT, the 134th game played of his career.

▶**at Washington (10/10) – vs. Dallas [11/7]:** Inactive (shoulder).

TRANSACTION: Placed on injured reserve, Nov. 12, (shoulder).

28 Brandon Underwood, CB, 2nd Year, Cincinnati

• Young defender appeared primed to be the team's nickel CB, but got off to a slow start because of the shoulder injury that he suffered in the preseason vs. Indianapolis (Aug. 26).

• Saw action in 12 games, all on special teams, and ranked fourth on the team with 11 stops.

• Appeared in 11 games as a rookie in 2009, mostly on special teams, where he posted nine tackles.

▶**at Philadelphia (9/12):** Inactive (shoulder).

▶**vs. Buffalo (9/19):** Inactive (shoulder).

▶**at Chicago (9/27):** Played for the first time this season, on special teams.

▶**vs. Detroit (10/3):** Played on special teams and had two tackles.

▶**at Washington (10/10):** Played on special teams and had a tackle.

▶**vs. Miami (10/17):** Played on special teams and had one assisted tackle.

▶**vs. Minnesota (10/24):** Played on special teams.

▶**at New York Jets (10/31):** Inactive.

▶**vs. Dallas (11/7):** Played on special teams and had one tackle.

▶**at Minnesota (11/21):** Inactive.

▶**at Atlanta (11/28):** Played on special teams and had a pair of tackles.

▶**vs. San Francisco (12/5):** Played on special teams and had one tackle on kickoff coverage, stopping WR Ted Ginn.

▶**at Detroit (12/12):** Played on special teams.

▶**at New England (12/19):** Played on special teams.

▶**vs. New York Giants (12/26):** Had two special teams tackles...Part of an excellent day for the special teams coverage units, which held the Giants to an average of 18.6 on eight kickoff returns, and 4.3 on three punt returns.

▶**vs. Chicago (1/2/11):** Played on special teams, posting a tackle on kickoff coverage...Part of a coverage unit that had an excellent day against one of the NFL's top return teams...Helped hold PR Devin Hester in check for the majority of the contest, as the unit downed four punts inside the 20 and helped P Tim Masthay post a 36.6 net average. On kickoff returns, Danieal Manning averaged 15.5 yards on two returns...Blocking helped spring CB Tramon Williams for a 41-yard punt return in the third quarter, setting up a 23-yard FG by K Mason Crosby that tied the game.

▶**NFC WILD CARD, at Philadelphia (1/9/11):** Played on special teams.

93 Erik Walden, LB, 3rd Year, Middle Tennessee State

• Signed Oct. 27 and has played in 36 career regular season games, including eight this season with the Packers, seeing action on special teams and defense.

• With the Packers, has 31 tackles (19 solo), three sacks, five QB hits and three tackles for a loss.

• Has started two games this season, including the finale vs. Chicago, where he turned in a memorable performance and was named the NFC

Defensive Player of the Week.

- Drafted in the sixth round (167th overall) by the Dallas Cowboys in 2008, was claimed by Kansas City after being released by Dallas in the final roster cutdown in August 2008.

- Played in nine games for the Chiefs in 2008 before being released in November of that season, and was then claimed by Miami, where he appeared in six games. Played in 11 games for the Dolphins in 2009 and two contests for Miami earlier this season.

- ▶ **at New York Jets (10/31):** Played briefly on defense, at RDE in pass-rushing situations, and also on special teams...Had one tackle on kickoff coverage.

- ▶ **vs. Dallas (11/7):** Appeared in 14 plays on defense, primarily in the fourth quarter, and posted two tackles...Also had a stop on special teams.

- ▶ **at Minnesota (11/21):** Played on special teams and had one tackle...Also appeared on defense in nickel packages and in the final quarter with the Packers holding a commanding lead.

- ▶ **at Atlanta (11/28):** Played on special teams and had one tackle and one assisted stop on the coverage units.

- ▶ **vs. San Francisco (12/5):** Played on special teams, and briefly on defense... Had one tackle on punt coverage.

- ▶ **at Detroit (12/12):** Saw his most extensive action of the season on defense after Frank Zombo went down with a knee injury in the second half... Participated in 17 plays and had a pair of tackles...Also played on special teams, and earned high marks for his blocking on the return units.

- ▶ **at New England (12/19):** With Zombo on the inactive list (knee), started and had a team-high nine tackles (five solo) while participating in 37 plays... First start of his NFL career...Part of a defensive effort that held the Patriots to 14 first downs and 249 net yards...Also played on special teams.

- ▶ **vs. New York Giants (12/26):** Despite being listed as questionable throughout the week with a quadriceps injury and being limited in practice, with Zombo still sidelined (knee) participated in 28 plays on defense and had two solo tackles and a pair of tackles.

- ▶ **vs. Chicago (1/2/11):** Started and led the club with 16 tackles (12 solo) and adding 2.5 sacks, five QB hits and three tackles for a loss in a performance where he went from a relative unknown to a key reliever when needed... Ranged from sideline to sideline making plays, and provided a strong pass rush...In the second quarter, steamed around Chicago LT Frank Omiyale on third-and-goal from the Green Bay 4 to sack QB Jay Cutler, with the 8-yard loss forcing the Bears to settle for a FG... Nabbed Cutler again at the Green Bay 24 in the third quarter on second-and-20 after a 1-yard gain, and two plays later S Charlie Peprah intercepted the QB in the end zone to keep the Bears' lead at just 3-0... Chased down WR Rashied Davis after a 9-yard gain on third-and-10 to force a punt with just over six minutes remaining in the third quarter, and CB Tramon Williams would return the punt 41 yards to set up the Packers' first points, a 23-yard FG by K Mason Crosby... Had a memorable three plays on Chicago's next possession in the third quarter. After a long kickoff return put the Bears at midfield to open the drive, teamed with DT Howard Green to split a 9-yard sack on first down. On second down, tackled TE Greg Olson after a 4-yard gain. On third down, wrapped up Cutler again for an 11-yard sack, forcing a punt.

- ▶ **NFC WILD CARD, at Philadelphia (1/9/11):** Started at ROLB and had a team-high eight tackles (five solo), a QB hit and a forced fumble... On the Eagles' first possession, dragged down QB Michael Vick for no gain as he tried to scramble out of the pocket on third down, forcing a punt... On the Eagles' next drive, tackled RB LeSean McCoy on third-and-9 and caused a fumble that was recovered by T Winston Justice, again forcing a punt... Teamed with A.J. Hawk in bringing heavy pressure to force Vick to throw an incompleteness on the Eagles' two-point conversion attempt in the fourth quarter.

63 Scott Wells, C, 7th Year, Tennessee

- Consistent starter at C is considered by the coaching staff to be one of the top players on the offensive front.

- Responsible for calling out the majority of the blocking assignments at the line of scrimmage.

- Has opened 30 straight contests, and recently reached the 80th start of his career.

- ▶ **at Philadelphia (9/12):** Started at C.

- ▶ **vs. Buffalo (9/19):** Started at C...Part of an offensive line that did not allow

a sack.

- ▶ **at Chicago (9/27):** Started at C, as the Packers did not allow a sack for the second straight week.

- ▶ **vs. Detroit (10/3):** Opened game at C.

- ▶ **at Washington (10/10):** Started at C.

- ▶ **vs. Miami (10/17):** Started at C.

- ▶ **vs. Minnesota (10/24):** Started at C, part of an offensive line that did not allow a sack...The 75th start of his career.

- ▶ **at New York Jets (10/31):** Started at C.

- ▶ **vs. Dallas (11/7):** Started and part of an offensive front that only allowed one sack.

- ▶ **at Minnesota (11/21):** Started at C...Part of an offensive line that paved the way for an excellent day for the offense, including 20 first downs, 374 net yards and 33:16 time of possession.

- ▶ **at Atlanta (11/28):** Started at C, the 90th game of his NFL career.

- ▶ **vs. San Francisco (12/5):** Started at C, helping pave the way for a rushing attack that recorded 136 yards, and an offense that had 410 net yards and held the ball for 37:11.

- ▶ **at Detroit (12/12):** Started at C.

- ▶ **at New England (12/19):** Opened at C, and part of an offensive front that paved the way for a running game that rushed for 143 yards on 38 carries, with the Packers posting a time of possession of 40:48.

- ▶ **vs. New York Giants (12/26):** Part of an excellent performance by the offensive-line against a formidable New York defensive front. Of the two sacks posted by the Giants, only one was offensive line related, with the other being credited to New York after a fumble by QB Aaron Rodgers when the ball slipped out of his hand and was recovered by RB John Kuhn...Against a New York defense that entered the game ranked No. 2 in the NFL, the Packers recorded 27 first downs, 515 net yards and held the ball for 37:01 in the 45-17 victory.

- ▶ **vs. Chicago (1/2/11):** Started at C...In a hard-fought contest against a Chicago defense that entered the game ranked among the NFL's top 10, the offensive line helped the unit average 5.4 yards per play and surrendered just two sacks in the victory.

- ▶ **NFC WILD CARD, at Philadelphia (1/9/11):** Part of an offensive line that paved the way for the Packers to rush for 138 yards on 32 carries (4.3 avg.), including 123 by RB James Starks, the highest postseason total in club history by a rookie...The offense also posted 309 total yards, successfully converting 8-of-13 third-down attempts.

57 Matt Wilhelm, LB, 8th Year, Ohio State

- Signed Oct. 26 to bolster the linebacker corps, the 6-foot-4, 247-pound veteran has played in 89 regular-season games, with 23 starts.

- Drafted in the fourth round (112th overall) by San Diego in 2003, where he played in 71 games, with 21 starts, until 2008. Played in 11 games with one start last season with San Francisco.

- Had four special teams tackles this season.

- ▶ **at New York Jets (10/31):** Played on special teams.

- ▶ **vs. Dallas (11/7):** Played on special teams.

- ▶ **at Minnesota (11/21):** Played on special teams.

- ▶ **at Atlanta (11/28):** Played on special teams, notching one solo stop and one assisted tackle on the kickoff coverage unit.

- ▶ **vs. San Francisco (12/5):** Inactive.

- ▶ **at Detroit (12/12):** Inactive.

- ▶ **at New England (12/19):** Played on special teams.

- ▶ **vs. New York Giants (12/26):** Played on special teams and notched two tackles, one on punt coverage and one on kickoff coverage...Part of an excellent day for the coverage units, which allowed an average of 18.6 yards on eight kickoff returns and 4.3 yards on three punt returns.

- ▶ **vs. Chicago (1/2/11):** Played on special teams...Part of a coverage unit that had an excellent day against one of the NFL's top return teams...Helped hold PR Devin Hester in check for the majority of the contest, as the unit downed four punts inside the 20 and helped P Tim Masthay post a 36.6 net average. On kickoff returns, Danieal Manning averaged 15.5 yards on two returns...Blocking helped spring CB Tramon Williams for a 41-yard punt return in the third quarter, setting up a 23-yard FG by K Mason Crosby that tied the game.

► **NFC WILD CARD, at Philadelphia (1/9/11):** Played on special teams.

38 Tramon Williams, CB, 4th Year, Louisiana Tech

- Rangy CB started every game in 2010 and had 63 tackles (54 solo), a club-leading six INTs (87 yards in returns), five tackles for a loss, a sack, two fumble recoveries and a team-high 23 passes defended.

- Tied for fifth in the NFL in interceptions. Also served as the club's punt returner, with 41 returns for 326 yards (8.0 avg.), with a long of 52. Versatile and unselfish performer added five tackles on the special teams units.

- With his excellent play, has started to earn a reputation as one of the NFL's best CBs and was named a Pro Bowl alternate. Was recently rewarded with a long-term contract extension.

- Coaching staff has proclaimed him the top cover corner on the club this season, high praise for a secondary that also includes reigning Defensive Player of the Year Charles Woodson.

- Selected to the mid-season All-Pro team by the *Dallas Morning News*.

- Promoted to the starting lineup in 2009 at RCB in Week 12 after Al Harris suffered a season-ending knee injury, and the coaching staff now considers him one of the defense's top performers.

► **at Philadelphia (9/12):** Had a pair of tackles for a loss and broke up three passes while the Packers held the Eagles to under 200 yards passing... Also recovered a fumble by RB Eldra Buckley in the third quarter at the Green Bay 38 that was forced by Charles Woodson... Returned one punt for 10 yards, going over 300 yards for his career... Efforts of the secondary combined to hold Eagle WR stalwarts Jeremy Maclin and DeSean Jackson to eight catches for 68 yards.

► **vs. Buffalo (9/19):** Started at RCB, recording four tackles, and also returned three punts for 22 yards (7.3 avg.)... Appeared in the 50th NFL game of his career, all with Green Bay. Has played in every game since making the active roster in 2007 after spending the end of 2006 on the practice squad, and has opened the last 10.

► **at Chicago (9/27):** Started and had a team-high seven stops (five solo), two tackles for a loss and a sack... Made a key hit on Bears WR Earl Bennett at the Green Bay 1 to keep the Chicago player out of the end zone on third down, and on the next play the Bears would fail to score on an incompletion, turning the ball over on downs... Recorded the second sack of his career, dumping QB Jay Cutler for a 5 yard loss in the second quarter on a drive where the Bears were forced to punt... Also returned a punt for 10 yards.

► **vs. Detroit (10/3):** Started at RCB, recording a pair of tackles and tying for the team lead with three passes defended.

► **at Washington (10/10):** Turned in a top performance in a losing effort, posting two tackles, deflecting a pass and an INT with a 64-yard return... Also had five punt returns for 75 yards, including a 52-yard burst... Became only the third player since the NFL-AFL merger in 1970 to record an INT of 60 yards or more and a punt return of 50 yards or more in the same contest, joining CB Deion Sanders (9/21/98) and CB Darrent Williams (9/13/05)... INT return came at the end of regulation, when he hauled in the final heave by QB Donovan McNabb at the Green Bay 3 and weaved through traffic before finally being tripped up at the Washington 33... Punt return was fielded at the Green Bay 15 in the second quarter, and he accelerated down the right sideline before finally being pushed out of bounds, again at the Washington 33.

► **vs. Miami (10/17):** Posted seven stops (all solo), including one for a loss, and an INT... Picked off Miami QB Chad Henne in the first quarter at the Green Bay 14, both stopping a Dolphins' scoring opportunity with 1:17 remaining and setting up an 86-yard TD reception by WR Greg Jennings on the following play... Marked the third straight year he posted consecutive games with an INT.

► **vs. Minnesota (10/24):** Put together another strong performance, participating in 64 plays – spending only four less than every Minnesota offensive snap on the field – and posting four tackles (three solo) and a pass defended... Helped hold QB Brett Favre to a 50.4 QB rating, and WR duo of Randy Moss and Percy Harvin to a combined eight receptions for 95 yards, with one TD.

► **at New York Jets (10/31):** Turned in another sparkling performance against

top competition, recording five tackles (all solo), an INT, a forced fumble, a fumble recovery and two passes defended... Recovered a fumble forced by LB Frank Zombo on the first play of the second quarter, ending a promising drive for the Jets at the Green Bay 33... Caused a fumble by RB LaDainian Tomlinson later in the second quarter that the RB recovered... With under five minutes remaining in the first half, intercepted QB Mark Sanchez on an inside slant to Jericho Cotchery at the Green Bay 40. Stripped the ball away from the WR after the quick slant as they both rolled to the turf, and a replay challenge upheld the ruling on the field... Third game out of the last four that he recorded an INT.

► **vs. Dallas (11/7):** Started at RCB and had six solo stops and a pair of passes defended.

► **at Minnesota (11/21):** A key contributor in a masterful performance for the defense... Had three tackles (two solo), an INT and two passes defended... Biggest play came late in the second quarter, with the Vikings on a promising drive and Packers holding a 10-3 lead. Stepped in front of a slant intended for Harvin at the Green Bay 18, and returned it 14 yards. The INT gave the Packers offense the ball with 1:03 remaining, enough time to march for a quick TD. The drive was capped by a three-yard scoring grab by WR James Jones with five seconds remaining in the half... Returned a punt 13 yards in the third quarter.

► **at Atlanta (11/28):** Posted nine tackles, tying for the lead among defensive backs, and had a pass defended... Seven of his stops were solo tackles... Participated in 52 plays.

► **vs. San Francisco (12/5):** Had two tackles while participating in 49 plays, and added a pass defended... Defense held 49ers to only 10 completions and 194 yards, with a passer rating of 64.4... WRs Michael Crabtree, Ted Ginn and Josh Morgan combined for three catches for 45 yards.

► **at Detroit (12/12):** Had a pair of tackles (one solo), two passes defended and an INT, picking off QB Drew Stanton 5 yards deep in the end zone in the first quarter. Stanton was flushed from the pocket by LB Frank Zombo, and the Lions' eight-play drive ended at the Green Bay 27 with 8:54 remaining in the opening quarter.

► **at New England (12/19):** Had a solo stop, and returned four punts for 26 yards (6.5 avg.)... Secondary helped hold QB Tom Brady to 136 net yards passing... Had a 14-yard punt return in the second quarter.

► **vs. New York Giants (12/26):** Had a pair of tackles (one solo) and his sixth INT of the season, reaching a career high... Cut in front of WR Hakeem Nicks at the Green Bay 47 in the first quarter to intercept QB Eli Manning and returned it 9 yards. On the ensuing possession, the Packers drove 44 yards in 10 plays, with the march finished off by a 3-yard TD grab by Jones, giving Green Bay a 14-0 lead... Also returned two punts for 7 yards.

► **vs. Chicago (1/2/11):** Started at CB and had five tackles (three solo) while participating in all 66 defensive plays... In a game of field position, gave the offense a huge boost with a 41-yard punt return in the third quarter that gave the offense the ball at the Chicago 44. It led to a 23-yard FG by K Mason Crosby to tie the game at 3... Also knocked away two passes in coverage in a game where the defense held the Bears to just a FG, 227 total yards, an average of 3.5 yards per play and 117 net yards passing... In the second half, Chicago posted 97 yards with one play over 12 yards.

► **NFC WILD CARD, at Philadelphia (1/9/11):** Made the game's defining play, leaping to intercept QB Michael Vick in the end zone with 33 seconds remaining to clinch the victory. The pass was intended for 6-foot-3 Riley Cooper, but the shorter CB outjumped the taller WR and hauled in the pass before tumbling to the turf... Participated in 62 plays and recorded three tackles (two solo) and three passes defended... Part of a defensive unit that held Philadelphia to 16 points – the Eagles finished the season ranked No. 2 in the NFL in total offense and averaged 27.4 points per game – and 82 yards rushing. Also helped hold Vick to 33 yards rushing and a 79.9 passer rating.

98 C.J. Wilson, DE, Rookie, East Carolina

- Rookie made the final roster as the sixth defensive lineman and had played primarily on special teams until vs. Miami, Oct. 17, and then became a key member of the defensive line rotation with the injury to DE Cullen Jenkins.

- Has 21 tackles this season (12 solo) and proved to be an able pass

rusher, with six QB hits and a sack.

- A highly productive 4-3 DE at East Carolina, playing in 54 games and posting 27 sacks.

- ▶ **at Philadelphia (9/12):** Inactive.

- ▶ **vs. Buffalo (9/19):** Reserve at DE, had a tackle and a QB hit.

- ▶ **at Chicago (9/27):** Played on defense.

- ▶ **vs. Detroit (10/3):** Played on special teams.

- ▶ **at Washington (10/10):** Participated primarily on special teams, and saw action on four plays on defense.

- ▶ **vs. Miami (10/17):** Saw his first extended action of the season on defense, starting the first game of his career, participating in 27 plays and recording four tackles (two solo)...Top play came when he met RB Ricky Williams in a crease, stopping the RB in his tracks after a 1-yard gain.

- ▶ **vs. Minnesota (10/24):** After Jenkins suffered a calf injury while warming up prior to the contest, unexpectedly became a key part of the defensive front, participating in 40 plays...Posted a career-high nine tackles (five solo) and a QB hit...Biggest play came on LB Desmond Bishop's third-quarter INT, when Wilson drilled QB Brett Favre as he stepped up to throw the ball to WR Randy Moss. Under Wilson's heavy pressure, Favre instead tossed it right to Bishop, who returned it 32 yards for a TD. The play gave Green Bay a 28-17 lead.

- ▶ **at New York Jets (10/31):** Continued his rapid emergence as an important component of the defensive front, starting and recording three tackles (two solo), one tackle for a loss and a QB hit.

- ▶ **vs. Dallas (11/7):** Participated in 18 plays and had three tackles (two solo), a sack and a QB hit...Dropped QB Jon Kitna for a sack on the game's last play.

- ▶ **at Minnesota (11/21):** Participated in 20 plays and had one QB pressure in a banner day for the defense.

- ▶ **at Atlanta (11/28):** Played on defense, participating in six plays.

- ▶ **vs. San Francisco (12/5):** Participated in 11 plays on defense.

- ▶ **at Detroit (12/12):** Participated in 10 plays.

- ▶ **at New England (12/19):** Had one solo tackle, participating in eight plays...Defense held Patriots offense to 249 net yards.

- ▶ **vs. New York Giants (12/26):** Participated in 23 plays, and posted two QB hits and a QB pressure...Part of a defensive effort that held the Giants to 90 yards rushing on 21 carries, only the second time in 2010 that New York did not reach 100 yards. The Giants entered the game averaging 144.9 yards per contest, fifth in the NFL.

- ▶ **vs. Chicago (1/2/11):** Participated in 12 plays, and part of a withering pass rush by the Packers that posted six sacks...Defense held the Bears to just a FG, 227 total yards, an average of 3.5 yards per play and 117 net yards passing...In the second half, Chicago posted 97 yards with one play over 12 yards.

- ▶ **NFC WILD CARD, at Philadelphia (1/9/11):** Participated in 19 plays, posting a pair of tackles (both solo)...Part of a constant rotation up front as the Packers only used their base defense for one play...The defensive unit held Philadelphia to 16 points – the Eagles finished the season ranked No. 2 in the NFL in total offense and averaged 27.4 points per game – and 82 yards rushing. Also helped hold QB Michael Vick to 33 yards rushing and a 79.9 passer rating.

21 Charles Woodson, CB, 13th Year, Michigan

- In 2010, the veteran CB continued to be one of the club's most indispensable players as an encore to 2009, when he was voted the NFL Defensive Player of the Year.

- Selected to the Pro Bowl for the seventh time in his NFL career and third straight season.

- Ranked third on the team in the regular season with a career-high 115 tackles (79 solo) and also had 13 passes defended, 10 tackles for a loss, a career-high five forced fumbles, two sacks, a fumble recovery and two INTs, including one with a TD return.

- Two INTs in 2010 give him 30 since joining the Packers in 2006...Had a 48-yard INT return for a TD vs. Detroit, his eighth since arriving in Green Bay, breaking a tie with Herb Adderley (seven, 1961-69) to move into sole possession of first in club record books. It was his ninth defensive score as a Packer, which extended his team record, and the 10th INT return for

a TD in his career (two with Oakland)...The 10th INT return for a score moved him into the No. 3 spot in NFL history, trailing only Rod Woodson (12) and Darren Sharper (11)...The only player in NFL history to score on an INT return in five straight seasons.

- Currently has 47 career INTs, with more than half (30) coming in his five-plus seasons in Green Bay.

- Voted by teammates as the recipient of the 2010 Ed Block Courage Award.

- In 2009 selected to the Pro Bowl for the sixth time and for the second straight season with a career-high nine INTs and a team-high four forced fumbles.

- Honored as NFC Defensive Player of the Week after his performance vs. Detroit, the fourth time he has won the award, including twice last season (Weeks 10 and 12).

- Also was named NFC Defensive Player of the Month three times in 2009, an unprecedented achievement.

- ▶ **at Philadelphia (9/12):** Started at LCB and rarely exited the field, leading the secondary with five tackles, causing a fumble and notching a pass defended...Appeared to have his first INT of 2010 early in the second quarter, but the play was reversed on an opponent's challenge...On the Eagles' first drive of the second half, forced a fumble by RB Eldra Buckley that was recovered by Tramon Williams at the Green Bay 38. The turnover led to a 62-yard TD drive for the Packers...Efforts of the secondary combined to hold Eagle WR stalwarts Jeremy Maclin and DeSean Jackson to eight catches for 68 yards.

- ▶ **vs. Buffalo (9/19):** Despite missing practice time with an injured toe, participated in nearly every play and had five stops (four solo), a tackle for a loss and a QB hit...Game was the 170th of his NFL career.

- ▶ **at Chicago (9/27):** Had five tackles (four solo), two tackles for a loss, a forced fumble and a QB hit...On a second-quarter drive, filled a crease off left tackle to dump RB Matt Forte for a 7-yard loss on first down, and the Bears were forced to punt two plays later.

- ▶ **vs. Detroit (10/3):** Turned in a memorable performance, with a career-high 14 tackles (11 solo), three passes defended, and an INT with a 48-yard return for a TD in the third quarter...Named NFC Defensive Player of the Week...Made the diving INT of QB Shaun Hill pass intended for WR Calvin Johnson at the Lions 48, jumped to his feet and ran down the right sideline between blockers before leaping into the end zone...Became the first player in NFL history to post an INT for a TD three straight seasons against the same team, having picked off passes for TDs each of the last two seasons against the Lions at Ford Field...Also made three crucial plays on the Lions' final drive, dropping RB Jahvid Best for a 1-yard gain, and breaking up consecutive passes to Johnson to force a punt at the Green Bay 37. The Packers were able to run out the remaining 6:32 to clinch the victory.

- ▶ **at Washington (10/10):** Started at LCB and had seven tackles and a pass defended...Part of a defensive effort that held Washington to just 51 yards rushing on 21 carries...Upended RB Ryan Torain on the Redskins' first play from scrimmage for no gain, and on the following play DT B.J. Raji stuffed Torain for a 1-yard loss. The next snap sailed over QB Donovan McNabb's head for a loss of 22. The defensive stand forced a Washington punt after a Packers' fumble and return to the Green Bay 21 on the game's second play.

- ▶ **vs. Miami (10/17):** Posted eight tackles (six solo)...Injured briefly late in the contest but returned to action.

- ▶ **vs. Minnesota (10/24):** Started at LCB, the 175th game of his NFL career...Posted nine stops (six solo) and a tackle for a loss...Met RB Adrian Peterson in a crease and dropped him for a 1-yard loss on the Vikings' final possession...Helped hold QB Brett Favre to a 50.4 QB rating, and WR duo of Randy Moss and Percy Harvin to a combined eight receptions for 95 yards, with one TD.

- ▶ **at New York Jets (10/31):** Recorded four tackles (three solo), an INT and a pair of passes defended...Made one of the biggest plays of the game, with an INT with 10:34 remaining in the contest. Stripped the ball away from Dustin Keller for an INT, arriving in unison with the ball and ripping it from the TE's arms for the turnover as both players fell to the turf at the Green Bay 43. Packers would march 34 yards on the ensuing drive, with K Mason Crosby adding a 41-yard FG to push the lead to 6-0...It was his 30th INT since joining the Packers in 2006...70th start, and game played, since

arriving in Green Bay in 2006.

►vs. **Dallas (11/7)**: Had another sparkling performance, posting five stops, two tackles for a loss, a sack, a QB hit and a forced fumble...Recorded his first sack of the season in the third quarter, dumping QB Jon Kitna for a 6-yard loss to force a Dallas punt. The Packers would march for a TD on their next drive for a 35-7 lead...In the fourth quarter, stopped WR Dez Bryant for a 2-yard loss on a screen pass and RB Marion Barber on a draw for a 1-yard loss on successive plays.

►at **Minnesota (11/21)**: Contined his streak of big games for the club, tying for the lead among the defensive backs with seven stops (six solo) and adding a QB hit and a forced fumble...With Minnesota leading 3-0, ended a potential scoring drive for the Vikings in the second quarter, stripping RB Toby Gerhart after a reception of a short pass. LB A.J. Hawk recovered the loose ball at the Green Bay 35...Forced fumble tied his career-high for a season.

►at **Atlanta (11/28)**: Had seven tackles (all solo), including one for a loss...Slipped through a crease in the third quarter to team with LB Frank Zombo to drop RB Jason Snelling quickly after a handoff.

►vs. **San Francisco (12/5)**: Played every defensive snap, recording four tackles (three solo) and a pass defensed...The 180th regular-season game of his NFL career.

►at **Detroit (12/12)**: Had nine tackles (six solo) and a pass defensed while playing every defensive snap.

►at **New England (12/19)**: Led the secondary with five tackles (three solo), including one tackle for a loss, and added two passes defensed...Participated in 44 plays...Secondary helped hold QB Tom Brady to 136 net yards passing.

►vs. **New York Giants (12/26)**: Recorded his career-high fifth forced fumble of 2010 in the third quarter, stripping RB Ahmad Bradshaw at the Green Bay 46 on third-and-2 after a direct snap. The fumble was recovered by S Atari Bigby at midfield, and helped set up a 31-yard FG by Crosby to give the Packers a 24-14 lead...Posted three stops (two solo), one tackle for a loss and a forced fumble while participating in all 58 defensive plays...Part of a defense that held the Giants to 90 yards rushing on 21 carries, only the second time in 2010 that New York did not reach 100 yards. The Giants entered the game averaging 144.9 yards per contest, fifth in the NFL.

►vs. **Chicago (1/2/11)**: Participated in every snap and posted eight tackles (five solo), one tackle for a loss, a sack, three passes defensed and a QB hit...Employed multiple ways by defensive coordinator Dom Capers throughout the contest, lining up in the slot and often blitzing...Swarmed QB Jay Cutler in the fourth quarter for an 8-yard sack, dropping the Bears back to the Chicago 8. On the next play, LB Clay Matthews sacked Cutler again, forcing a punt...Hustled to get Forte out of bounds at the Green Bay 25 early in the third quarter after no gain, and two plays later Cutler was intercepted by Peprah in the end zone, one of the key plays in the contest.

►**NFC WILD CARD, at Philadelphia (1/9/11)**: A key component in the schemes of Packers' defensive coordinator Dom Capers that were designed to control QB Michael Vick...Participated in every defensive snap, and finished second on the team with seven tackles (four solo) while often being used as a spy on Vick and as a blitzer...The defense held Philadelphia to 16 points – the Eagles finished the season ranked No. 2 in the NFL in total offense and averaged 27.4 points per game – and 82 yards rushing...Also helped hold Vick to 33 yards rushing and a 79.9 passer rating.

94 Jarius Wynn, DE, 2nd Year, Georgia

• Signed Sept. 14th to provide depth to the defensive front after the injury to DE Justin Harrell.

• In the regular season, recorded nine tackles (four solo) and 1.5 sacks, and added another sack at Philadelphia in the Wild Card playoff game.

• Played in 11 games in 2009 as a rookie, seeing action primarily in nickel packages as a pass rusher and on special teams.

• Released by Packers Sept. 4 in final roster reduction heading into the 2010 season.

• Selected by the Packers with the first of two sixth-round picks (182nd overall) out of Georgia in 2009.

►vs. **Buffalo (9/19)**: Part of the rotation on the defensive front, notching one tackle.

►at **Chicago (9/27)**: Played on special teams.

►vs. **Detroit (10/3)**: Inactive.

►at **Washington (10/10)**: Inactive.

►vs. **Miami (10/17)**: Saw his most extended action of the season on defense, participating in 18 plays and posting a tackle.

►vs. **Minnesota (10/24)**: With DE Cullen Jenkins sidelined while warming up prior to the game, played a bigger role than anyone expected, participating in 36 plays and notching three tackles and the game's only sack with the Packers down to only three healthy defensive linemen...Sack of QB Brett Favre came in the fourth quarter, when Wynn fought through two blockers to dump Favre for six-yard loss with 1:12 remaining. It was the first time the Packers had sacked Favre over the last three games...The sack, on the Vikings' final possession, moved Minnesota back to the Green Bay 41 as the Packers clung to a 28-24 lead.

►at **New York Jets (10/31)**: Participated in seven plays on defense as part of the line rotation and also played on special teams.

►vs. **Dallas (11/7) – vs. San Francisco (12/5)**: Inactive.

►at **Detroit (12/12)**: Participated in eight plays and had a QB pressure.

►at **New England (12/19)**: With Cullen Jenkins (calf) on the inactive list, participated in 12 plays as part of the rotation on the defensive front.

►vs. **New York Giants (12/26)**: Saw his most extensive duty in several weeks, participating in 21 plays and notching a pair of tackles (one solo)...Part of a defense that held the Giants to 90 yards rushing on 21 carries, only the second time in 2010 that New York did not reach 100 yards. The Giants entered the game averaging 144.9 yards per contest, fifth in the NFL.

►vs. **Chicago (1/2/11)**: Participated in 21 plays as part of a withering pass rush for the Packers that recorded six sacks...Teamed with LB A.J. Hawk to post Green Bay's first sack of the contest, dumping QB Jay Cutler for a 9-yard loss late in the first quarter. The tackle forced a punt on a Chicago march that had reached the Green Bay 36 prior to the sack...Also had two tackles (one solo), two QB hits and a pair of pressures.

►**NFC WILD CARD, at Philadelphia (1/9/11)**: Part of the continual rotation up front, as the Packers only played their base defense for one play...Participated in 13 plays, posting one tackle and a sack, dropping QB Michael Vick for a 1-yard loss at the Green Bay 19 in the fourth quarter.

58 Frank Zombo, LB, Rookie, Central Michigan

• After making the team as a non-drafted free agent, quickly emerged as a defensive contributor and started eight contests.

• Became a consistent starter at ROLB after the season-ending injury to Brad Jones (knee).

• In 2010, recorded 67 tackles (44 solo), four sacks, six tackles for a loss, two forced fumbles and seven QB hits.

• Inactive for the final three games of the season (knee).

• Former college DE made the transition to OLB and earned his way onto the roster by making opportunistic plays throughout the preseason.

• A four-year letterman and three-year starter at Central Michigan, finished career ranked second in school history with 25.5 sacks and was an All-Mid-American Conference choice in 2009.

►at **Philadelphia (9/12)**: Only appeared in four plays from scrimmage in his first NFL game, but registered his first sack, dropping QB Michael Vick for an 8-yard loss with 11 minutes remaining in the contest...Became the first Packers rookie to post a sack in his first game since DE Jamal Reynolds in 2001...Also played on special teams.

►**Buffalo (9/19)**: Played on special teams and on defense.

►at **Chicago (9/27)**: With Brad Jones on inactive list with an injured knee, started the first game of his career and had four tackles, a tackle for a loss, a sack and a QB hit...Second sack of his career came on the third play from scrimmage, when he drilled QB Jay Cutler for a 10-yard loss.

►vs. **Detroit (10/3)**: Started at ROLB and had six stops and a tackle for a loss.

►at **Washington (10/10)**: Played in reserve after starting the previous two weeks, and had two tackles while appearing in 30 plays...Also played on special teams.

►vs. **Miami (10/17)**: Played extensively throughout the second half after the injury to OLB Brady Poppinga in the second quarter...Finished with seven tackles (four solo).

►vs. **Minnesota (10/24)**: With the Packers down to three healthy defensive

linemen, played some defensive end during the game...Participated in 15 plays in the contest and had two solo tackles...Also played on special teams.

▶**at New York Jets (10/31):** Started at ROLB and also saw action at DE with the injury-depleted defensive line...Played 65 plays and had a career-high nine tackles (five solo), a forced fumble, a QB hit and a pressure...Caused a fumble in the second quarter, ending a promising Jets drive after striping Brad Smith while New York operated out of the 'wildcat' formation. Dropped the WR at the Green Bay 29, and the loose ball was recovered by CB Tramon Williams.

▶**vs. Dallas (11/7):** Started at ROLB and tied for the team lead with six stops (five solo), including one for a loss...Also had a QB hit.

▶**at Minnesota (11/21):** Part of a stellar defensive effort, started at ROLB and tied for the team lead with eight stops (six solo), the second-highest tackle total of his brief career...Added a QB pressure...Snuffed out a short pass play to Visanthe Shiancoe in the fourth quarter, dropping the TE immediately for no gain.

▶**at Atlanta (11/28):** Put together perhaps his finest all-around performance to date, posting 11 stops (eight solo), a tackle for a loss, a sack, a QB hit and a forced fumble...Dropped QB Matt Ryan for an 11-yard sack in the first quarter, forcing a punt on the next play. The Packers would march for a FG on the ensuing drive...Helped force another punt in the fourth quarter, wrapping up RB Gartrell Johnson after a short reception and punching the ball from his arms for a fumble on third-and-4. The ball trickled out of bounds at the Green Bay 35.

▶**vs. San Francisco (12/5):** Started at ROLB and had another solid outing, posting five tackles (four solo), a sack, a tackle for a loss, a QB hit and a pressure...Early in the second quarter, tripped up QB Troy Smith following a 2-yard gain after he was flushed from the pocket at the Green Bay 8. The third down play forced the 49ers to settle for a FG to take a 6-0 lead...Sacked Smith early in the fourth quarter, dropping the QB for a 4-yard loss on third-and-2 at the Green Bay 45. After a punt out of the end zone, the Packers would embark on a 17-play, 74-yard drive that would milk 8:35 off the clock. Capped by a 24-yard FG by K Mason Crosby, the methodical march would effectively end all of San Francisco's comeback aspirations.

▶**at Detroit (12/12):** Suffered a knee injury in the second half and did not return, but prior had six tackles (two solo)...Also posted a pressure, flushing QB Drew Stanton from the pocket on CB Tramon Williams' INT in the first quarter. Williams picked off Stanton 5 yards deep in the end zone, ending the Detroit drive at the Green Bay 27.

▶**at New England (12/19):** Inactive (knee).

▶**vs. New York Giants (12/26):** Inactive (knee).

▶**vs. Chicago (1/2/11):** Inactive (knee).

▶**NFC WILD CARD, at Philadelphia (1/9/11):** Inactive (knee).