

SUPER BOWL XLV

GREEN BAY PACKERS MEDIA GUIDE

GREEN BAY PACKERS VS. PITTSBURGH STEELERS SUNDAY, FEB. 6, 2011 5:30 PM CST COWBOYS STADIUM



SUPER BOWL

XLV





THE DOPE SHEET

OFFICIAL PROGRAM AND PUBLICATION, ACME-PACKERS FOOTBALL TEAM.

Packers Public Relations • Lambeau Field Atrium • 1265 Lombardi Avenue • Green Bay, WI 54304 • 920/569-7500 • 920/569-7201 fax
Jeff Blumb, Aaron Popkey, Sarah Quick, Ricky Zeller, Jonathan Butnick, Tom Fanning, Mike Spofford, Duke Bobber

VOL. XII; NO. 27

GREEN BAY, JAN. 26, 2011

SUPER BOWL XLV

GREEN BAY (13-6) VS. PITTSBURGH (14-4)
Sunday, Feb. 6 • Cowboys Stadium • 5:30 p.m. CST

PACKERS AND STEELERS TO MEET IN SUPER BOWL XLV

In a meeting of two of the most successful franchises in league history, Green Bay and Pittsburgh will square off for the Vince Lombardi Trophy at Cowboys Stadium in Arlington, Texas, on Sunday, Feb. 6.

- ▶ For the Packers, it is their first Super Bowl appearance since the team advanced to the world championship game in back-to-back seasons in 1996-97. Pittsburgh has played in the Super Bowl twice in the past five seasons (2005, 2008), emerging victorious both times.
- ▶ With a 21-14 win over the division-rival Chicago Bears in the NFC Championship Game at Soldier Field on Jan. 23, the Packers became the first No. 6 seed in the NFC to advance to the Super Bowl since the NFL went to a 12-team playoff format in 1990. The only other NFL team to accomplish the feat is the franchise the Packers will face in Super Bowl XLV, as the 2005 Pittsburgh Steelers won three road games as the No. 6 seed to advance to Super Bowl XL.
- ▶ The Packers enter Super Bowl XLV on a five-game winning streak, having won back-to-back home games over the N.Y. Giants and Chicago to close out the regular season and clinch a postseason berth, and then winning three straight road games in the playoffs. Pittsburgh brings a four-game winning streak into the game, and has won eight of its last nine contests including playoffs.
- ▶ After starting out the season 3-3, the Packers have a 10-3 mark (.769) since Week 7. Those 10 wins are tied for the most in the NFL over that span with New England and Pittsburgh, with the Steelers posting an identical 10-3 record during that period.
- ▶ This will be the second straight season that the Packers and Steelers have met. The teams squared off in 2009 in Week 15 at Heinz Field, with Pittsburgh emerging victorious, 37-36, on a 19-yard TD pass from Ben Roethlisberger to WR Mike Wallace as time expired.
- ▶ The Packers hold an 18-14 edge in the all-time series with the Steelers, but Pittsburgh has won seven of the last nine meetings. The teams first played on Oct. 15, 1933, in Green Bay, and the Packers won the first nine games between the teams.



WITH THE CALL

FOX Sports, now in its 17th season as an NFL network television partner, will broadcast the game to a national audience.



- ▶ Play-by-play man **Joe Buck** and color analyst **Troy Aikman** will have the call from the broadcast booth with **Pam Oliver** and **Chris Myers** reporting from the sidelines.
- ▶ Milwaukee's WTMJ (620 AM), airing Green Bay games since 1929, heads up the 53-station Packers Radio Network, with **Wayne Larrivee** (play-by-play) and two-time Packers Pro Bowler **Larry McCarren** (color) calling the action. The duo is in its 12th season of broadcasts together across the Packers Radio Network, which covers 43 markets in five states. The WTMJ broadcast of Super Bowl XLV will be available in Green Bay and Milwaukee.
- ▶ Westwood One radio will air the game across the country. **Kevin Harlan** (play-by-play) and **Boomer Esison** (analyst) will call the action with **James Lofton** and **Mark Malone** reporting from the sidelines. **Jim Gray** hosts pregame and halftime shows with **Scott Graham** also hosting the pregame show.

A HISTORY OF SUCCESS

When the Packers and Steelers take the field for Super Bowl XLV, it will be the first time that two of the most storied franchises in NFL history have met in the playoffs.



- ▶ By advancing to this year's Super Bowl, Green Bay and Pittsburgh now have a combined 13 Super Bowl appearances between them, five for the Packers and eight for the Steelers (tied with Dallas for the most in the NFL).
- ▶ The Packers and Steelers have won 18 world championships between them, with Green Bay's 12 titles more than any other team in NFL history. Pittsburgh's six world championships are the most by any team in the AFC.
- ▶ Pittsburgh's six Super Bowl titles are the most of any NFL team, with the Packers' three Super Bowl championships tied for No. 4 in the league.
- ▶ The Packers' NFC Championship win at Chicago on Jan. 23 was their 28th victory in the postseason, third most in NFL history. Green Bay now trails only Pittsburgh and Dallas (33 each) for the most playoff wins.
- ▶ At 28-16 (.636), Green Bay owns the league's best all-time postseason winning percentage. Checking in right behind the Packers is Pittsburgh, who has a 33-19 mark (.635) in the playoffs.
- ▶ Since the advent of free agency in 1993, Green Bay owns the third-best regular-season winning percentage in the league (.622) with Pittsburgh checking in at No. 2 (.630) behind only New England (.642).

PRESEASON

| Date | Opponent | Time | Att. |
|---------------|------------------------------|-----------|----------|
| Sat., Aug. 14 | CLEVELAND BROWNS (Gold Pkg.) | L, 24-27 | (68,958) |
| | (Midwest Shrine Game) | | |
| Sat., Aug. 21 | at Seattle Seahawks | .W, 27-24 | (65,586) |
| Thu., Aug. 26 | INDIANAPOLIS COLTS | .W, 59-24 | (68,987) |
| | (Bishop's Charities Game) | | |
| Thu., Sept. 2 | at Kansas City Chiefs | L, 13-17 | (63,843) |

REGULAR SEASON

| Date | Opponent | Time | Att. |
|----------------|----------------------------|-----------|----------|
| Sun., Sept. 12 | at Philadelphia Eagles | .W, 27-20 | (69,144) |
| Sun., Sept. 19 | BUFFALO BILLS | .W, 34-7 | (70,741) |
| Mon., Sept. 27 | at Chicago Bears | L, 17-20 | (62,179) |
| Sun., Oct. 3 | DETROIT LIONS (Gold Pkg.) | .W, 28-26 | (70,729) |
| Sun., Oct. 10 | at Washington Redskins | L, 13-16+ | (87,760) |
| Sun., Oct. 17 | MIAMI DOLPHINS | L, 20-23+ | (70,815) |
| Sun., Oct. 24 | MINNESOTA VIKINGS | .W, 28-24 | (71,107) |
| Sun., Oct. 31 | at New York Jets | .W, 9-0 | (78,484) |
| Sun., Nov. 7 | DALLAS COWBOYS (Gold Pkg.) | .W, 45-7 | (70,913) |
| Sun., Nov. 14 | Open Date | | |
| Sun., Nov. 21 | at Minnesota Vikings | .W, 31-3 | (64,120) |
| Sun., Nov. 28 | at Atlanta Falcons | L, 17-20 | (68,204) |
| Sun., Dec. 5 | SAN FRANCISCO 49ERS | .W, 34-16 | (70,575) |
| Sun., Dec. 12 | at Detroit Lions | L, 3-7 | (57,659) |
| Sun., Dec. 19 | at New England Patriots | L, 27-31 | (68,756) |
| Sun., Dec. 26 | NEW YORK GIANTS | .W, 45-17 | (70,649) |
| Sun., Jan. 2 | CHICAGO BEARS | .W, 10-3 | (70,833) |

+ - overtime

POSTSEASON

| Date | Opponent | Time | Att. |
|---------------|------------------------|-----------|----------|
| Sun., Jan. 9 | at Philadelphia Eagles | .W, 21-16 | (69,144) |
| Sat., Jan. 15 | at Atlanta Falcons | .W, 48-21 | (69,210) |
| Sun., Jan. 23 | at Chicago Bears | .W, 21-14 | (62,377) |





PACKERS TEAM NOTES

PRODUCTION ON BOTH SIDES OF THE BALL

Green Bay was one of four teams in the NFL to have both the offense (No. 9) and defense (No. 5) rank among the league's top 10. That is the second straight year the Packers have had both units finish in the top 10 with the 2009 team featuring the No. 6 offense and the No. 2 defense, and the first time Green Bay has accomplished that feat since 1997-98.

- ▶ Green Bay's offense ranked among the league's top 10 for the fifth consecutive season and posted its most prolific performance against the Giants in Week 16 when it recorded a season-high 515 yards, the most since the Packers registered 548 at Oakland on Dec. 22, 2003.
- ▶ Despite missing the Week 15 contest at New England due to a concussion, QB **Aaron Rodgers** finished among the top 10 in nearly every significant passing category for the second straight season.
- ▶ Rodgers spread the ball around, with three wide receivers hitting the 50-catch mark for the first time in franchise history. **Greg Jennings** (76), **Donald Driver** (51) and **James Jones** (50) all posted 50 receptions on the season. The Packers were one of only five NFL teams in 2010 to have three WRs with 50-plus receptions.
- ▶ On the other side of the ball, the Packers posted their best scoring defense mark since the Super Bowl champion team of 1996 (13.1 ppg). Green Bay finished No. 2 in the league by giving up 15.0 points per game, trailing only Pittsburgh (14.5), highlighted by three games where its opponent did not get into the end zone.
- ▶ The Packers also posted 47 sacks, the most by a Green Bay defense since the 2001 team registered 52. With the 47 sacks, the Packers finished tied for No. 2 in the NFL behind only Pittsburgh (48), the highest ranking in franchise history.
- ▶ Green Bay finished No. 6 in the NFL with 32 takeaways, including 24 interceptions (No. 2). It was the second straight 30-plus takeaway season for the Packers, the first time they had accomplished that feat since 2002-03.

INSIDE JOB

After playing five of the past six games outdoors in cold-weather conditions, the Packers will head indoors for the second time this postseason, an environment they have had some success in during Head Coach **Mike McCarthy's** tenure.

- ▶ Super Bowl XLV at Cowboys Stadium in Arlington, Texas, will be the sixth time in franchise history that the Packers have played in a dome in the postseason. It will be the second time they have played indoors in a Super Bowl, with the first instance coming in Super Bowl XXXI vs. New England at the Superdome in New Orleans on Jan. 26, 1997.
- ▶ Since McCarthy took over in 2006, the Packers are 11-6 (.647) in dome games (including playoffs).
- ▶ McCarthy won his first six dome games as a head coach before the Packers fell just short at Minnesota in a 28-27 loss on Nov. 9, 2008.
- ▶ Green Bay's offense has been productive indoors, averaging 381.6 yards of total offense and 30.6 points in the 17 dome games compared to averages of 356.3 yards per game and 24.3 points per game in outdoor contests over that span. In 12 of the 17 dome games, the Packers posted at least 370 yards of total offense.
- ▶ QB **Aaron Rodgers** has a 111.5 passer rating in 12 career starts (including postseason) in domes, with 3,434 passing yards, 25 TDs and just six INTs on 264-of-385 passing (68.6 percent).
- ▶ His 111.5 passer rating indoors (including playoffs) since 2008 ranks **No. 1 in the NFL**. He leads the league in yards per attempt at 8.92 and ranks No. 2 in interception percentage at 1.6 (min. 200 attempts).
- ▶ Rodgers has registered seven 300-yard games in domes in his 12 starts, and has averaged 286.2 passing yards per game despite playing less than a half at Detroit this season in Week 14 (concussion).
- ▶ Of his top five single-game yardage totals, three have come indoors, including a career-best 423 yards at Arizona last year in a Wild Card game (Jan. 10, 2010) and 366 yards at Atlanta this season in the Divisional contest (Jan. 15, 2011).
- ▶ The Packers' defense has done its part as well, posting 36 takeaways (2.1 per game) and seven defensive touchdowns in the 17 dome games since '06, including six contests with at least three takeaways. That has contributed to Green Bay's plus-11 turnover ratio indoors since 2006.

AT THE HELM

Having led Green Bay to the playoffs in three of his five seasons as head coach, **Mike McCarthy** joined Vince Lombardi and Mike Holmgren as the only coaches to guide the Packers to the Super Bowl.

- ▶ McCarthy's first Super Bowl appearance comes in his fifth season in Green Bay, the same point that Holmgren led the Packers for the first time to the NFL title game in 1996.
- ▶ The Packers' 21-14 win at Chicago on Jan. 23 was their second NFC Championship Game appearance in the last four seasons under McCarthy, the only team in the conference to do so over that span.
- ▶ Including playoffs, McCarthy has guided the Packers to a 24-12 mark (.667) over the past two seasons. Those 24 victories are tied for No. 3 in the NFL over that span behind only New Orleans (27) and Indianapolis (26).
- ▶ That includes 11 wins away from Lambeau Field (11-9), which is also tied for No. 3 in the league since 2009.
- ▶ Since taking over as head coach in 2006, McCarthy has a 52-34 record (.605), which includes a 4-2 mark (.667) in the postseason.
- ▶ The Packers have a 21-9 (.700) regular-season record against NFC North opponents under McCarthy, which ranks first among NFC North teams over that period and tied for No. 4 in the NFL.
- ▶ Green Bay posted a 4-2 record in the NFC North this season, the fifth straight season under McCarthy that the Packers won at least four contests in their division. The Packers and New England were the only NFL teams to post four-plus wins in their division each year from 2006-10.

STATS OF THE WEEK



- ▶ In Green Bay's 21-14 win over Chicago on Jan. 23 in the NFC Championship at Soldier Field, three takeaways by the defense loomed large in the victory.
- ▶ Rookie CB **Sam Shields** led the way with two interceptions, including a pick of Bears QB Caleb Hanie with less than a minute remaining to clinch the win. His first one came at the end of the first half when he intercepted a deep pass from QB Jay Cutler to WR Johnny Knox with the Bears in Green Bay territory.
- ▶ Shields also posted a sack in the game to become the **first NFL rookie** to register a sack and an interception in a playoff game since sacks became an official statistic in 1982.
- ▶ He also became the **first Packer** to register two interceptions and a sack in a postseason game. Shields was only the fifth NFL player since 1982 to do so in a playoff contest, and the first since New England's Rodney Harrison (Feb. 6, 2005, vs. Philadelphia).
- ▶ NT **B.J. Raji** added a critical interception of his own, picking off Hanie in the fourth quarter with the Packers protecting a 14-7 lead. Raji dropped back into coverage to pick off the pass intended for RB Matt Forte and returned the interception 18 yards for a touchdown.
- ▶ With the score, Raji became the **first defensive lineman in franchise history** to post an INT return for a touchdown in the postseason, and he was the first NFL defensive lineman to post one since Jaguars DE Clyde Simmons scored on a 20-yard INT return at Buffalo on Dec. 28, 1996.
- ▶ Raji became just the fifth Packer since the 1970 merger to return an INT for a TD in the postseason, a list that includes CB **Tramon Williams**, who posted a 70-yard return for a score in the Divisional playoff at Atlanta. It is the **first time in franchise history** that the Packers have returned two INTs to touchdowns in a postseason.

THE DOPE ON THIS WEEK'S OPPONENT:

Packers vs. Pittsburgh Steelers:

All-time, regular season:
18-14-0

All-time, postseason:
Never met

Streaks: The Steelers have won seven of the last nine games.

Last meeting: Dec. 20, 2009, at Heinz Field, Pittsburgh;
Steelers won, 37-36



COACHES CAPSULES

Mike McCarthy: 52-34-0, .605, (incl. 4-2 postseason); 5th NFL season

Mike Tomlin: 48-22-0, .686 (incl. 5-1 postseason); 4th NFL season

Head to Head: Tomlin 1-0

vs. Opponent: McCarthy 0-1 vs. Steelers; Tomlin 1-0 vs. Packers

MIKE MCCARTHY...Is in fifth year as the Packers' 14th head coach.

- ▶ Has led his team to the playoffs three of the past four years, and to the NFC Championship Game twice in that span.
- ▶ One of only two coaches, along with New Orleans' Sean Payton, to have his offense ranked in the top 10 in total yardage each of the last five years.
- ▶ Was named Packers head coach on Jan. 12, 2006, his first head coaching job after 13 years as an NFL assistant.
- ▶ Honored as the 2007 Motorola NFL Coach of the Year and NFL Alumni Coach of the Year.
- ▶ Became the first Packers coach since Vince Lombardi to lead the team to a championship game in his second season.

MIKE TOMLIN...Is in fourth year as the Steelers' 16th head coach.

- ▶ Has taken his team to two Super Bowls in four years.
- ▶ Became the youngest head coach (36 years, 323 days) in NFL history to win a Super Bowl when the Steelers defeated the Cardinals, 27-23, in Super Bowl XLIII.
- ▶ Is the only coach in Steelers' history to win division titles in each of his first two seasons.
- ▶ Was the Minnesota Vikings defensive coordinator in 2006 after spending the previous five seasons (2001-05) as defensive backs coach for the Tampa Bay Buccaneers.
- ▶ A three-year starter at wide receiver at William & Mary, was a teammate of former Packers safety Darren Sharper there.

THE PACKERS-STEELERS SERIES

- ▶ The Packers lead the all-time regular-season series with an 18-14 edge, having won the first nine contests between the two teams from 1933-46.
- ▶ Pittsburgh played its first-ever road game in the NFL at City Stadium on Oct. 15, 1933, a 47-0 Packers victory.
- ▶ The Packers' last win in the series was a memorable won, coming on Christmas Eve 1995. Pittsburgh receiver Yancey Thigpen dropped a potential game-winning touchdown pass in the end zone in the closing moments to give the Packers a 24-19 victory and the NFC Central Division title.
- ▶ The 2009 meeting won by the Steelers was the highest-scoring game (combined score) in the 32 contests. The 73 total points (37-36) surpassed the 1969 matchup by one point (38-34 Packers).

NOTABLE CONNECTIONS

Several Packers coaches have ties to the Pittsburgh area...Head Coach Mike McCarthy grew up in Greenfield, a neighborhood just outside of downtown. He also coached at the University of Pittsburgh for four

seasons...Defensive coordinator Dom Capers held the same job with the Steelers from 1992-94, and OLB coach Kevin Greene played for the Steelers during that same time...Safeties coach Darren Perry played seven seasons (1992-98) with the Steelers, starting in Super Bowl XXX, and he also coached DBs for Pittsburgh for four seasons (2003-06)... Offensive coordinator Joe Philbin spent four years coaching at Allegheny College in Meadville, Pa. ...QB coach Tom Clements, who was born in McKees Rocks, Pa., an area on the outskirts of Pittsburgh, served as QB coach for the Steelers for three seasons under Bill Cowher (2001-03)...TE coach Ben McAdoo, a Homer City, Pa., native, graduated from Indiana University of Pennsylvania and coached at Pitt as an offensive assistant in 2003...Special teams coordinator Shawn Slocum was a graduate assistant for the defense at Pitt in 1990...Steelers defensive coordinator Dick LeBeau coached DBs for the Packers for four seasons (1976-79)...Perry's first NFL coaching job was with the Cincinnati Bengals in 2002 when LeBeau was the head coach there...Steelers special teams coordinator Al Everest held the same position with the Saints when McCarthy was the offensive coordinator there (2000-04)... Packers FB John Kuhn entered the NFL as a non-drafted free agent with the Steelers in 2005 and played in nine games for Pittsburgh in 2006; he is also a York, Pa., native and played his college ball at Shippensburg University (Pa.)...Packers director of player development Rob Davis also played at Shippensburg...Packers defensive quality control coach Scott McCurley was a four-year letterman (1999-2002) at linebacker at the University of Pittsburgh, and was born in New Castle, Pa. ...Steelers P Jeremy Kapinos played two seasons for the Packers (2008-09)... Steelers CB Will Allen and Packers LBs A.J. Hawk and Matt Wilhelm were teammates on Ohio State's 2002 national championship team. Packers DE Ryan Pickett also was a Buckeye teammate of Allen's... Packers S Charlie Peprah and Steelers S Anthony Madison played in the same secondary at Alabama...Other former college teammates include Packers LB Frank Zombo and Steelers WR Antonio Brown (Central Michigan), Packers DE Howard Green and Steelers S Ryan Clark (LSU), and Packers C Jason Spitz and Steelers CB William Gay (Louisville).

INDIVIDUALLY VS. STEELERS

WR Donald Driver has eight receptions for 140 yards in two contests against Pittsburgh...DE Cullen Jenkins blocked a FG attempt in the 2005 meeting.

LAST MEETING

Dec. 20, 2009, at Heinz Field, Pittsburgh; Steelers won, 37-36.

- ▶ Pittsburgh QB Ben Roethlisberger threw for a franchise record 503 yards and hit WR Mike Wallace with a 19-yard TD pass on the final play to give the Steelers a dramatic win and hand the Packers their lone loss over the final eight games of the regular season.
- ▶ The two QBs put on an aerial show, as Roethlisberger was 29-of-46 with three TDs, including a 60-yarder to Wallace on the Steelers' first play of the game. Packers QB Aaron Rodgers was 26-of-48 for 383 yards and three TDs.
- ▶ Rodgers rallied the Packers from a 24-14 deficit in the fourth quarter, as the lead changed hands four times in the final eight minutes. Rodgers' 24-yard TD pass to WR James Jones with 2:06 left had given the Packers a 36-30 lead before Roethlisberger drove the Steelers 86 yards in 11 plays for the victory.
- ▶ Packers TE Jermichael Finley matched the single-game franchise record for receptions by a TE with nine, for 74 yards. WRs Greg Jennings (5-118), Jordy Nelson (4-71) and Donald Driver (3-76) also put up big numbers.
- ▶ The Steelers had two 100-yard receivers in WR Hines Ward (7-126) and TE Heath Miller (7-118), while RB Rashard Mendenhall (6-73) and WRs Santonio Holmes (3-77) and Wallace (2-79) brought the two-team total to nine pass catchers with at least 70 yards.

PACKERS TEAM NOTES

DEFENSE KEEPING THEM OUT

Having finished No. 2 in the league's final overall rankings and No. 7 in points allowed in 2009, the Green Bay defense enjoyed an even more productive year when it came to keeping opponents off the scoreboard.

- ▶ The Packers ranked **No. 2 in the league** in scoring defense, allowing the opposition an average of just 15.0 points per game, as they trailed only Pittsburgh (14.5) in the category.
- ▶ During the postseason, Green Bay has allowed just 17.0 points per game, No. 1 among playoff teams that played two or more games.
- ▶ Including their 21-14 NFC Championship Game win at Chicago, the Packers have allowed **17 or fewer points in 11 of 19 games this season.**
- ▶ In all three of the Packers' playoff wins this season, they have held their opponents under their regular-season scoring average. The Eagles (No. 3 at 27.4 ppg) posted just 16 points, the Falcons (No. 5 at 25.9 ppg) scored 21 points, while the Bears registered 14 (No. 21 at 20.9).
- ▶ Green Bay allowed just 24 TDs during the regular season, the fewest by the Packers since 19 in 1996, and that total was No. 2 in the NFL behind only the Steelers (22).
- ▶ The No. 2 scoring ranking this season was the Packers' best mark since they finished No. 1 in the league in that category during the 1996 Super Bowl season (13.1 per game).
- ▶ In the final nine regular-season games, the Packers gave up 10.4 points per contest, including five games where they held their opponents to seven points or less. In Week 15 they allowed a season-high 31 points against a New England team that finished No. 1 in the NFL in scoring offense at 32.4 per game, but 14 of those points came courtesy of an INT for a TD and long kickoff return that put New England at Green Bay's 4-yard line.
- ▶ Green Bay finished No. 5 in the NFL in overall defense, allowing an average of 309.1 yards per game, and No. 5 in the league in passing defense at 194.2 yards per game.
- ▶ With the No. 5 ranking this season and a No. 2 ranking in 2009, the Packers finished in the top five in overall defense in consecutive seasons for the first time since 1968-69.
- ▶ In three playoff contests, the Packers have allowed 282.3 yards per game, including just 194 total yards to Atlanta in the Divisional contest. That was the fewest yards allowed by Green Bay in a playoff game since Dec. 31, 1994, vs. Detroit (171 yards).
- ▶ After leading the NFL in run defense for the first time in 2009 by allowing a franchise-record 83.3 yards per game, the Packers weren't quite as productive against the run as they finished No. 18 in the league with 114.9 yards allowed per game this season.
- ▶ Green Bay allowed just six rushing TDs all year, which ranked No. 3 in the NFL. The Packers' 11 rushing TDs given up over the past two seasons are the fewest in a two-year span in team history.
- ▶ The Packers have given up just 63.0 yards per game on the ground in the postseason, and limited Falcons Pro Bowl RB Michael Turner to only 39 yards on 10 carries on Jan. 15, which matched his season low.
- ▶ Until Vikings RB Adrian Peterson rushed for 131 yards in Week 7, Green Bay's defense hadn't allowed a running back to rush for 100 yards for 19 straight games. Peterson and Turner (Week 12 this season) are the only backs to eclipse 100 yards vs. Green Bay since Week 3 of 2009.
- ▶ The 19-game streak was the second longest in team history since the 1970 NFL-AFL merger, trailing only a 24-game game stretch from Sept. 20, 1970-Nov. 22, 1971.
- ▶ The defense limited the Eagles to a season-low 82 yards on 21 carries (3.9 avg.) in the Wild Card victory. Philadelphia was the only team in the league this season to average at least 4 yards per carry in all 16 games.

- ▶ Under defensive coordinator **Dom Capers**, the Packers thrived in their new 3-4 scheme in 2009, finishing No. 1 against the run and No. 5 against the pass. The previous top ranking in franchise history in run defense came in 1972, when the team finished No. 2.
- ▶ Green Bay allowed an average of 284.4 total yards per game in '09, second behind the N.Y. Jets (252.3) and ahead of No. 3 Baltimore (300.5).
- ▶ A glance at where the Packers ranked in some key statistical categories in 2010:

| <u>Team</u> | <u>Opponent Passer Rating</u> |
|---------------------|-------------------------------|
| 1. Green Bay | 67.2 |
| 2. Pittsburgh | 73.1 |
| 3. Chicago | 74.4 |

| <u>Team</u> | <u>Passing TDs Allowed</u> |
|---------------------|----------------------------|
| 1. New Orleans | 13 |
| 2. Chicago | 14 |
| 3. Pittsburgh | 15 |
| 4. Green Bay | 16 |

| <u>Team</u> | <u>Rushing TDs Allowed</u> |
|---------------------|----------------------------|
| 1t. Baltimore | 5 |
| 1t. Pittsburgh | 5 |
| 3. Green Bay | 6 |

| <u>Team</u> | <u>Interceptions</u> |
|---------------------|----------------------|
| 1. New England | 25 |
| 2. Green Bay | 24 |
| 3. Philadelphia | 23 |

| <u>Team</u> | <u>Sacks</u> |
|----------------------|--------------|
| 1. Pittsburgh | 48 |
| 2t. Green Bay | 47 |
| 2t. Oakland | 47 |
| 2t. San Diego | 47 |

- ▶ Here is a look at some of Green Bay's defensive numbers in the regular season since Capers took over as coordinator in 2009:

| <u>Team</u> | <u>Rushing TDs Allowed</u> |
|---------------------|----------------------------|
| 1. Green Bay | 11 |
| 2. Pittsburgh | 12 |
| 3. Baltimore | 13 |

| <u>Team</u> | <u>Opponent Passer Rating</u> |
|---------------------|-------------------------------|
| 1. Green Bay | 68.0 |
| 2. N.Y. Jets | 68.2 |
| 3. New Orleans | 74.3 |

| <u>Team</u> | <u>Interceptions</u> |
|---------------------|----------------------|
| 1. Green Bay | 54 |
| 2. Philadelphia | 48 |
| 3. New England | 43 |

| <u>Team</u> | <u>Sacks</u> |
|----------------------|--------------|
| 1. Pittsburgh | 95 |
| 2t. Green Bay | 84 |
| 2t. Oakland | 84 |

PACKERS TEAM NOTES

TAKING HIS PLACE AMONG THE GAME'S BEST

With 35 passing attempts at Atlanta in Week 12, QB **Aaron Rodgers** surpassed the 1,500-attempt plateau for his career, the benchmark to qualify for career passer rating in the NFL.

- ▶ Rodgers has completed 1,038-of-1,611 passes (64.4 percent) in his career for 12,723 yards and 87 touchdowns with 32 interceptions for a 98.4 passer rating in the regular season.
- ▶ That rating ranks **No. 1 in NFL history**, ahead of San Diego QB Philip Rivers, who has a 97.2 career rating.
- ▶ Four of the top five rated passers in NFL history are active quarterbacks, with Steve Young (96.8), Tony Romo (95.5) and Tom Brady (95.2) rounding out the top five.
- ▶ With a passer rating of 101.2 this season, Rodgers became the **first quarterback in franchise history** to record a 100-plus passer rating in back-to-back seasons (103.2 in 2009).
- ▶ Rodgers joins Rivers as the only NFL signal-callers to register a 100-plus rating in each of the past two seasons, and Rodgers' combined rating of 102.3 in 2009-10 ranks No. 3 in the league behind Brady (103.1) and Rivers (103.0).
- ▶ Having missed the Week 15 game at New England and half of the previous game at Detroit due to a concussion, Rodgers fell 78 yards shy of his third straight 4,000-yard season.
- ▶ With 3,922 passing yards this season, Rodgers brought his total in three seasons as a starter to 12,394. That ranks No. 2 in NFL history behind only Kurt Warner (12,612, 1999-2001) for the most passing yards by a QB in his first three seasons as a starter.
- ▶ Rodgers completed 312-of-475 passes on the season, a 65.7 completion percentage that ranks No. 2 in team history behind only Brett Favre's 66.5 mark in 2007.
- ▶ Rodgers has thrown just 31 interceptions in his three seasons as a starter, a 2.0 interception percentage that leads the league over that span among quarterbacks with 40 or more starts.
- ▶ Rodgers also ranks No. 1 in NFL history (min. 1,500 attempts) in career interception percentage at 2.0, ahead of Neil O'Donnell (2.1) and Brady (2.2).
- ▶ Rodgers finished in the top 10 in nearly every major passing category again this season, despite missing the Week 15 contest at New England. He finished No. 3 in passer rating (101.2), No. 7 in yards (3,922), tied for No. 6 in TDs (28), and No. 2 in 25-yard passes (40).
- ▶ He joins Brady and Rivers as nominees for FedEx Air NFL Player of the Year, which will be awarded during the week of Super Bowl XLV.
- ▶ Rodgers threw four TD passes at Minnesota in Week 11, his regular-season career high. His passer rating of 141.3 (22-of-31, 301 yards), was the second-best single-game mark in his career behind only his 155.4 rating at Cleveland on Oct. 25, 2009.
- ▶ Rodgers joined Eagles QB Michael Vick (at Washington, Nov. 15) and Brady (at Detroit, Nov. 25, vs. N.Y. Jets, Dec. 6) as the only QBs to post a 140-plus passer rating, 300 yards passing and four passing TDs in a game this season.
- ▶ He matched that career-best TD total with four against the Giants in Week 16, and his 404 yards passing were a regular-season career best. It was the 10th game in which he had three-or-more TD passes and no INTs, the most by an NFL quarterback within three seasons of his first NFL start. It topped Warner's mark of nine from 1999-2001.
- ▶ Last season, Rodgers threw for 4,434 yards as he became the first QB in NFL history to throw for more than 4,000 yards in each of his first two seasons as a starter.
- ▶ In 2009, Rodgers joined Young (San Francisco, 1998) as the only quarterbacks in NFL history to throw for 4,000 yards and 30 TDs and rush for 300 yards and five TDs in the same season.
- ▶ In 47 regular-season career starts, Rodgers has eclipsed the century mark in passer rating 25 times and recorded 14 games of 300-plus yards. He posted his 20th career 100-plus passer rating game in just his 36th career start, which ranks third among NFL QBs since 1970 behind only Warner (33) and Romo (34).
- ▶ Rodgers threw 70 TD passes in his first 40 career starts, a Packers franchise record.

▶ A look at where Rodgers ranks among NFL quarterbacks since he took over as the starter in 2008:

| <u>Player</u> | <u>Passing Yards</u> |
|-----------------------------|----------------------|
| 1. Drew Brees, NO | 14,077 |
| 2. Peyton Manning, IND | 13,202 |
| 3. Philip Rivers, SD | 12,973 |
| 4. Aaron Rodgers, GB | 12,394 |

| <u>Player</u> | <u>Passing TDs</u> |
|-----------------------------|--------------------|
| 1. Drew Brees, NO | 101 |
| 2. Peyton Manning, IND | 93 |
| 3. Philip Rivers, SD | 92 |
| 4. Aaron Rodgers, GB | 86 |

| <u>Player</u> | <u>Passer Rating</u> |
|-----------------------------|----------------------|
| 1. Philip Rivers, SD | 103.8 |
| 2. Tom Brady, NE | 102.9 |
| 3. Aaron Rodgers, GB | 99.4 |

| <u>Player</u> | <u>Yards/Attempt</u> |
|-----------------------------|----------------------|
| 1. Philip Rivers, SD | 8.62 |
| 2. Aaron Rodgers, GB | 7.99 |
| 3. Ben Roethlisberger, PIT | 7.94 |

| <u>Player</u> | <u>25-yard passes</u> |
|-----------------------------|-----------------------|
| 1. Aaron Rodgers, GB | 110 |
| 2. Drew Brees, NO | 104 |
| 3. Philip Rivers, SD | 103 |

HEATING UP ON THE BIG STAGE

As productive as Rodgers has been during the regular season in his three years as the starter, his numbers have been even more impressive in the playoffs.

- ▶ With his three-TD performance at Atlanta in the Divisional contest, his third career playoff start, Rodgers etched his name in the NFL postseason record books.
- ▶ Combining that outing with his four-TD passing game last season at Arizona in an NFC Wild Card contest and his three-TD game at Philadelphia in the Wild Card round this year, Rodgers' 10 touchdown passes in his first three postseason starts are the **most in NFL history**. It topped the mark of nine held by Jeff George, Daryle Lamonica and Dan Marino in their first three playoff starts. Rodgers is also the **first QB in NFL postseason history** to throw for three-plus TDs in each of his first three playoff starts.
- ▶ Rodgers connected on 31-of-36 passes (86.1 percent) for 366 yards and three TDs with no INTs against the Falcons for a 136.8 passer rating. The 31 completions and the percentage were single-game team postseason records.
- ▶ The 86.1 completion percentage ranks No. 5 in single-game NFL postseason history, and No. 1 among QBs with 35-plus attempts in a game.
- ▶ Along with his 121.4 passer rating against the Cardinals in the playoffs last season (28-of-42, 423 yards, four TDs, one INT) and his 122.5 rating on Jan. 9 against the Eagles (18-of-27, 180 yards, three TDs, no INTs) Rodgers is the **only quarterback in league history** to register 120-plus passer ratings in each of his first three playoff starts, according to the Elias Sports Bureau. No other NFL quarterback has posted a 120-plus rating in each of his first *two* postseason starts.
- ▶ Rodgers has a career postseason passer rating of 113.0, completing 94-of-135 passes (69.6 percent) for 1,213 yards, 10 touchdowns and three interceptions.
- ▶ Rodgers' career postseason completion percentage of 69.6 ranks **No. 2 in NFL postseason history** (min. 100 attempts) behind only Erik Kramer (70.0, 91-of-130). His 71.0 completion percentage this postseason leads the NFL and is on pace for the Packers' single-postseason record.
- ▶ He holds both of the top single-game passing yardage marks in Green Bay postseason history with the 423-yard outing at Arizona last season and the 366-yard performance at Atlanta in the Divisional round. He has also recorded three of the franchise's top seven single-game passer ratings in playoff history.
- ▶ Rodgers also ran for a 7-yard TD at Atlanta, the second of three postseason rushing scores in his career. With that rushing TD, he became the **first QB in NFL postseason history** to throw for 350 yards/three TDs/no INTs while also running for a score in a game.



PACKERS TEAM NOTES

TRAMON'S TALENTS

In his first year as a full-time starter in 2010, CB **Tramon Williams** delivered impactful performances throughout the season and has continued to do so in the playoffs.

- ▶ In the Packers' Divisional win at Atlanta, Williams became just the fourth player in franchise history to post two interceptions in a playoff game. That included a pick on the last play of the first half that he took 70 yards for a TD, the second-longest INT return in Packers playoff history behind only S George Teague (101t, at Detroit, Jan. 8, 1994).
- ▶ Williams' interception of a Michael Vick pass in the end zone in the final minute the previous week clinched Green Bay's 21-16 Wild Card win over Philadelphia.
- ▶ With three career postseason INTs, all coming in this year's playoffs, Williams ranks tied for No. 4 in team postseason history behind a trio of players with four career INTs (CB Herb Adderley, CB Craig Newsome, S Eugene Robinson).
- ▶ Williams' three INTs in this year's playoffs rank **No. 1 in the league**, and he is the first player to register three picks in a postseason since Giants CB R.W. McQuarters also posted three in 2007.
- ▶ Williams ranks **No. 1 in the NFL** with a combined nine interceptions (regular season and playoffs) this season.
- ▶ In Week 5 at Washington, Williams posted a 52-yard punt return in the second quarter and a 64-yard interception return in the fourth quarter as he became the **first player in franchise history** to post a 50-yard punt return and a 60-yard interception return in the same game.
- ▶ Showing just how rare the feat is, no player in team annals has ever posted both of those returns in the same season.
- ▶ Williams became just the third NFL player since the AFL-NFL merger in 1970 to accomplish the feat, joining Dallas' Deion Sanders (Sept. 21, 1998) and the late Darrent Williams of Denver (Nov. 13, 2005).
- ▶ Explosive plays are nothing new to the fourth-year CB who went undrafted out of Louisiana Tech in 2006. Williams recorded a 94-yard punt return for a score vs. Carolina on Nov. 18, 2007, as well as a 67-yard kickoff return vs. Chicago that season (Oct. 7). Last season, he posted his career-long INT return with a 67-yarder vs. Chicago (Sept. 13).
- ▶ Williams is only the **third NFL player whose career began since the 1970 merger** to post a 90-yard punt return and interception and kickoff returns of 65 yards in a career, joining Adam Jones and Lemar Parrish.
- ▶ Williams posted his sixth interception of the season in Week 16 against the Giants, which topped his previous career high of five set in 2008.
- ▶ He led the Packers with a career-high 23 passes defended, topping his previous mark of 22 in 2009, and was named the first alternate at cornerback for the Pro Bowl. He was added to the team last week as an injury replacement for Eagles CB Asante Samuel.
- ▶ All of Williams' regular-season interceptions came in the last 12 games, and his six interceptions on the season tied him for No. 5 in the NFL.
- ▶ Williams posted four or more interceptions in each of the past three seasons. He is the only undrafted player in the NFL to accomplish that feat in each of the last three seasons (2008-10).
- ▶ At the N.Y. Jets in Week 8, Williams recorded an interception, a forced fumble and a fumble recovery, the first time in his career he posted all three in the same game. It was the second straight season a Green Bay CB had accomplished that feat, with **Charles Woodson** registering all three last season at Detroit in Week 12.



PROLIFIC IN THE PLAYOFFS

The Packers have finished in the top 10 in scoring offense each of the past four seasons and have continued that production in the postseason with an average of 30.0 points per game.

- ▶ Green Bay's 48 points at Atlanta in the Divisional contest were a **franchise single-game postseason record**, topping the mark of 45 set just last season at Arizona in the Packers' 51-45 Wild Card overtime loss to the Cardinals.
- ▶ The Packers became the **first team in NFL playoff history** to register 45-plus points in a game in back-to-back postseasons.
- ▶ Green Bay's final scoring total against the Falcons wasn't the only mark set at the Georgia Dome. The Packers' 28 points in the second quarter were the **most in a quarter in team playoff history**, besting the record of 24 vs. the N.Y. Giants in the 1961 NFL Championship (also in the second quarter).
- ▶ According to the Elias Sports Bureau, the last NFL team to score that many points in a quarter in a playoff game was Philadelphia on Dec. 30, 1995, vs. Detroit (31 points in the second quarter).
- ▶ All three of the Packers' top single-game postseason point totals have come during Head Coach **Mike McCarthy's** tenure. Green Bay beat Seattle, 42-20, in an NFC Divisional contest at Lambeau Field on Jan. 12, 2008.
- ▶ The Atlanta contest was the third time this season that the Packers had posted 45-plus points in a game (45-7, vs. Dallas, Week 9; 45-17, vs. N.Y. Giants, Week 16). It is the first time Green Bay has recorded three 45-point games in a season (including playoffs) since the 1962 NFL Championship team accomplished the feat.
- ▶ The Packers' 27-point win over Atlanta was tied for the second-largest margin of victory in team playoff history behind only the 37-point win vs. the N.Y. Giants on Dec. 31, 1961 (37-0) in the NFL title game.

PACKERS DRAW IMPRESSIVE TV RATINGS

The NFC Championship Game between Green Bay and Chicago was just the second time in the history of the series that the teams had met in the postseason, and the rarity of that was reflected in the television ratings.

- ▶ The Packers-Bears game scored an average audience of 51.9 million viewers and ranks as the most-watched NFC Championship Game in the early broadcast window (2 p.m. CT) ever on any network. It was also the most-watched NFC Championship Game to end in regulation in 15 years (52.7 million for Packers/Cowboys in the 1995 NFC title game).
- ▶ Milwaukee topped all markets for the game with a 57.0 rating, which tied the Packers' 1998 Divisional game against the Buccaneers for the third highest-rated game ever on FOX in Milwaukee.
- ▶ The Green Bay-Chicago game posted a 50.6 rating in Chicago, the highest rating for any NFL game on FOX in the market. It surpassed Chicago's average for Super Bowl XLI on CBS (Bears-Colts) and the previous top game on FOX, the 2006 NFC Championship Game (Bears-Saints).
- ▶ The Packers' win over the Philadelphia Eagles earned the highest television rating for a Wild Card game in 12 years.
- ▶ The game drew a 22.1 rating and 37 share, the best since a Packers-49ers matchup during the 1998 playoffs. The 39.3 million viewers for Green Bay-Philadelphia were the most ever for a Wild Card game.
- ▶ Last season's thrilling overtime Wild Card playoff game between the Packers and Cardinals drew 34.4 million viewers.

PACKERS TEAM NOTES

UNDER PRESSURE

The Packers matched their season high with six sacks in the regular-season finale against Chicago, a fitting end to a 2010 campaign that saw them have their most productive year in the category since 2001.

- ▶ With 47 sacks as a team, Green Bay was tied for No. 2 in the NFL behind only Pittsburgh (48), and the Packers finished No. 1 in the league in sack yardage with 333.
- ▶ The Packers' No. 2 finish in the league was the **best mark in franchise history** since sacks began to be recorded as a team stat in 1963. The previous high ranking in sacks for Green Bay was No. 3, a spot held on three occasions (1965, 1966, 2001).
- ▶ The team had 15 different players record at least a half-sack on the season, the most by the Packers since sacks became an official individual statistic in 1982 (excluding the 1987 season when replacement players contributed to a total of 17). Green Bay's total of 15 players was tied for No. 3 in the the NFL this season behind only San Diego (18) and New England (16).
- ▶ Green Bay's six-sack performance in Week 17 against the Bears was the Packers' sixth game with four-plus sacks this season. That is the most by a Green Bay team since the 2006 team also posted six four-sack games. The Packers went 5-1 in those four-sack games this season.
- ▶ Green Bay sacked Atlanta QB Matt Ryan five times in the Divisional contest, the most the Falcons allowed in a game all season. The Packers' five sacks were the most in a playoff game since they recorded eight sacks at Philadelphia on Jan. 11, 2004.
- ▶ The Packers' 10 sacks as a team this postseason **lead the NFL** and tie the team mark (2003) for the most in a single postseason.
- ▶ Since Dom Capers took over as defensive coordinator in 2009, the Packers have registered 84 sacks as a team. That ranks tied for No. 2 in the NFL over that span behind only Pittsburgh (95) and is the best two-year total by Green Bay since it registered 95 from 2001-02.
- ▶ Led by LB **Clay Matthews** (13.5), DE **Cullen Jenkins** (7.0) and NT **B.J. Raji** (6.5), the Packers were one of only six NFL teams to have three players with six-plus sacks this season. The last time a Green Bay defense did so was in 2007 (Aaron Kampman, Kabeer Gbaja-Biamila, Corey Williams).



CONTROLLING THE CLOCK

The Packers led the NFL in 2009 in time of possession, and the team has won the battle in that category in nine of the last 11 games (including playoffs).

- ▶ Against an Atlanta team that finished No. 3 in league in time of possession this season at 32:15 per game, Green Bay controlled the clock for 38:19 in the 48-21 Divisional playoff win.
- ▶ According to the Elias Sports Bureau, that mark was the **best by the Packers in a postseason game** since the statistic began to be recorded in 1977. The previous best for Green Bay was 38:03 against Carolina in the 1996 NFC Championship.
- ▶ The Packers have had the edge in time of possession in all three postseason games this year, averaging 34:48 in the category.
- ▶ Facing a Giants team in Week 16 that entered the game ranked No. 1 in the league at 33:14, the Packers dominated the time of possession at 37:01, the second time in three games that Green Bay had controlled the clock for 37-plus minutes. New York had won the time-of-possession battle in 11 of its first 14 games, and the 22:59 mark by the Giants at Lambeau Field was a season low.
- ▶ In the Packers' Week 15 loss at New England, they controlled the clock for 40:48, their best mark since a 41:39 effort vs. San Francisco last season in Week 11.
- ▶ It was also the most time of possession any opponent had registered

against New England since the Steelers held the ball for 42:58 at Pittsburgh on Oct. 31, 2004.

- ▶ The Packers finished the season ranked No. 8 in the NFL with a time-of-possession average of 31:36. Of the seven teams that were ahead of the Packers, five qualified for the playoffs.
- ▶ The Packers' league-leading average of 33:03 last season was the team's best mark since 1977.
- ▶ In 2010, Green Bay **led the NFL** this season with 30 drives of five-plus minutes, an improvement over last season's mark of 22 (tied for No. 14).
- ▶ The Packers also checked in at No. 5 with 30 10-play drives, a jump up from 2009 when they finished No. 22 in the NFL with 23 drives of 10-plus plays.
- ▶ All three of Green Bay's TD drives at Philadelphia in the Wild Card contest were 10-plus plays and took at least 5:30.
- ▶ Green Bay carried that over to the Divisional contest at Atlanta with a pair of five-minute TD drives to start its scoring. That made five straight five-minute TD drives for the Packers as they became the first NFL team to do so in a postseason since the 1990 N.Y. Giants.
- ▶ Four of the Packers' TD drives at Atlanta were at least 80 yards in length, the first time they accomplished that feat this season and the **first time ever in the postseason**. According to the Elias Sports Bureau, the last NFL team to have four 80-yard TD drives in a playoff game was Carolina on Feb. 1, 2004, vs. New England (Super Bowl XXXVIII).
- ▶ Of Green Bay's 10 TD drives this postseason, six have been 80-plus yards.

KEEPING THE CHAINS MOVING

Green Bay's offense didn't enjoy quite the same level of success as it did last season on third down when it finished No. 3 at 47.0 percent, but the unit significantly improved its play during the second half of the season and has carried that over into the playoffs.

- ▶ In the three playoff games, the Packers have converted 18-of-36 third down opportunities (50.0 percent), and topped the 60-percent mark at Philadelphia and Atlanta.
- ▶ At Atlanta in the Divisional playoff, Green Bay posted a 66.7 conversion rate on third down (8-of-12), following up their 61.5 percent outing (8-of-13) the previous week in Philadelphia.
- ▶ Entering the Week 9 contest vs. Dallas ranked No. 26 in the league with a 35.1 conversion rate on third down this season, the offense was successful on 10-of-15 third-down opportunities against the Cowboys, including 7-of-8 in the first half.
- ▶ That 66.7 rate was the best single-game performance by a Green Bay offense since the Packers were successful on 71.4 percent of their third-down opportunities (10-of-14) vs. Cleveland on Sept. 18, 2005.
- ▶ The Packers followed that up with an 8-of-15 outing (53.3 percent) on third down in Week 11 at Minnesota, the first time this season Green Bay topped the 50-percent conversion mark in two straight games.
- ▶ After a 4-of-12 performance in the Week 12 loss at Atlanta, the Packers bounced back with a 9-of-15 showing (60.0 percent) in the win over San Francisco the following Sunday.
- ▶ Over the final eight regular-season games, the Packers converted at a 46.8-percent clip (52-of-111) on third down compared to the 35.1 mark (33-of-94) in the first half of the season.
- ▶ Green Bay moved up 18 spots in the league rankings since Week 9, finishing at No. 8 in the NFL with a 41.5 conversion rate. That was the **fourth straight season** that the Packers finished in the top 10 in the category.
- ▶ In Super Bowl XLV, the Packers will be facing a Pittsburgh defense that ranked No. 3 in the league on third down at 33.5 percent, the second time in the past three seasons that the Steelers ranked in the top three in the NFL in the category.

PACKERS TEAM NOTES

WITHIN STRIKING DISTANCE

Green Bay's six losses this season came by a combined 20 points, a 3.33 average margin of defeat that ranked No. 1 in the NFL.

- ▶ The Packers never lost a game by more than four points this season, but even more impressive, they never trailed by more than seven points at any point in a game this season.
- ▶ According to the Elias Sports Bureau, Green Bay became the **first team since the AFL-NFL merger** in 1970 to never trail by more than seven points in a game at any point in a season, with the 1969 Minnesota Vikings the last to do so.
- ▶ The Packers are the only six-loss team in NFL history to lose all six games by four points or less, according to STATS. Until this season, no NFL team had a five-loss season with all the losses by four points or fewer. The only team that ever had four losses all by four or fewer points was the 1987 Washington Redskins (11-4), who went on to win the Super Bowl.
- ▶ The Packers' 3.33 average margin of defeat was the lowest in franchise history since the team lost two games by a total of four points (2.0 avg.) in 1966.
- ▶ In 2010, Baltimore ranked No. 2 (4.00) in the category with Indianapolis checking in at No. 3 (7.17). The next closest teams in the NFC were Atlanta and Philadelphia (7.67).
- ▶ According to STATS, the average margin of defeat in NFL games this season was 11.75, and the average among playoff teams was 10.64. Of the 32 teams in the league, 17 had an average margin of defeat of 10 or more points this season.
- ▶ Green Bay's average of margin of defeat this season was the lowest by a team with five or more losses since San Francisco's 3.00 mark in 1995 when the 49ers finished 11-5.
- ▶ The Packers' average margin of defeat was the lowest by a playoff qualifier since San Diego recorded a 3.00 margin of defeat in its two losses in 2006.
- ▶ Green Bay spent an average of 35:12 per game in the lead this season compared to an average of 9:44 per game trailing its opponents.

NOT IN A GIVING MOOD

Last season the Packers set a franchise mark with a league-low 16 giveaways, and while this year's team had 22 (No. 10 in the NFL), it also did something that even the record-setting one could not.

- ▶ In the five games from Oct. 31-Dec. 5, Green Bay turned the ball over just one time. That came at Atlanta in Week 12 when QB **Aaron Rodgers** fumbled at the goal line in the second quarter.
- ▶ According to the Elias Sports Bureau, it was the **first time in franchise history** that the Packers turned the ball over just one time over a five-game span in a season.
- ▶ In the Week 13 win over San Francisco, Rodgers did not throw an INT for the fifth straight game, his career high. The last Packers QB to not be picked off in five straight starts in a season was Bart Starr in 1966.
- ▶ Rodgers was intercepted in Week 14 at Detroit when a deep pass down the middle went off WR **Greg Jennings'** hands and into S Amari Spivey's. That snapped a streak of 181 attempts without an interception for Rodgers, good for No. 2 in franchise history. It put him behind only Bart Starr (294 in 1964-65) for the franchise record. Starr's mark ranks No. 3 in NFL history.
- ▶ The 22 giveaways on the season brought the Packers' three-year total (2008-10) to 59 turnovers. That is the fewest over a three-year span by the Packers since the NFL went to a 16-game schedule in 1978, besting the previous mark of 67 from 1994-96.
- ▶ If the Packers don't commit a turnover, they're almost guaranteed to win. They have now won 44 of 48 games (.917) playing turnover-free football since a loss at Dallas, Nov. 18, 1996. Green Bay's only losses in such games during that stretch came three times against Minnesota, twice in Minneapolis (2005, '08) and once at home (2009), and in Week 15 last year at Pittsburgh.
- ▶ Green Bay is 20-3 (.870) in the regular season under Head Coach **Mike McCarthy** when it doesn't commit a turnover.
- ▶ Including playoffs, the Packers have won 47 of their last 51 games when they don't turn the ball over.
- ▶ The Packers will be put to the test in Super Bowl XLV by a Pittsburgh defense that was tied for No. 3 in the NFL this season with 35 takeaways.

MAKING THEM PAY WITH TAKEAWAYS

After tying for the league lead in points off of takeaways in 2009, the Packers were productive in that area once again this season.

- ▶ Green Bay finished No. 5 in the NFL with 111 points off of takeaways this season, the Packers' third straight top-5 ranking in the category. The Packers are the **only team in the NFL** to finish in the top 5 in points off of takeaways in each of the last three seasons.
 - ▶ The Packers have been especially productive at Lambeau Field, having scored points off a turnover in 16 of their last 18 home games.
 - ▶ Green Bay posted a plus-10 turnover ratio on the season (No. 4 in NFL).
 - ▶ Of the Packers' 32 takeaways this season, 15 of them were converted into touchdowns. That 46.9 TD percentage ranked No. 4 in the NFL, and Green Bay's 15 TDs off of takeaways were tied for No. 2 in the league behind New England (18).
 - ▶ Green Bay averaged 3.47 points off of turnovers this season, good for No. 8 in the league.
 - ▶ The Packers were No. 2 in the league with 24 interceptions behind only New England (25) and were tied for No. 2 in INTs for TDs (three).
 - ▶ With LB **Clay Matthews'** INT for a TD in Week 9 vs. Dallas, the Packers have posted at least three INTs for TDs in each of the last three seasons. That is the first time in franchise history that Green Bay has accomplished that feat. The Packers have posted at least three INTs for TDs in four of five seasons under Head Coach **Mike McCarthy**.
 - ▶ The Packers had 11 different players post an interception this season, the most by a Green Bay team since 11 in 2002.
 - ▶ In Green Bay's 48-21 win at Atlanta in the Divisional contest, the defense posted four takeaways, the most by the Packers in a postseason game since they recorded the same number vs. New England in Super Bowl XXXI.
 - ▶ The Packers registered 20 points off the four takeaways against the Falcons, highlighted by CB **Tramon Williams'** 70-yard interception return for a touchdown on the final play of the first half.
 - ▶ Green Bay posted 30 INTs and 10 fumble recoveries in 2009, which it turned into 141 points. The 40 takeaways led the NFL, and the 141 points scored off those takeaways tied New Orleans for most in the NFL.
 - ▶ The 30 interceptions led the league and was the team's highest single-season total since 1981, when it also had 30.
 - ▶ Last season Green Bay surpassed its 2008 total of 124 points off takeaways, which led the NFL. It also eclipsed its '08 total in interceptions (22) and fumble recoveries (six) while at the same time protecting the ball at a better clip. Green Bay's 16 giveaways was the lowest total in the NFL in 2009.
 - ▶ During McCarthy's tenure, the Packers have a 36-6 (.857) regular-season record when they come out ahead in the game in turnover ratio, and a 6-20 (.231) record when they lose the takeaway battle. Under McCarthy, Green Bay is 20-3 (.870) when its turnover margin is plus-2 or better.
 - ▶ The Packers rank No. 3 in the NFL with a plus-45 turnover ratio since 2006 behind only New England (plus-59).
- BALANCED PASSING ATTACK FOR PACK**
- The Packers pride themselves on having one of the deeper wide-receiver corps in the NFL, and that was on display in 2010.
- ▶ Green Bay had four wide receivers post 40 catches and three register 50 receptions in the same season for the **first time in franchise history**. **Greg Jennings** led the way with 76, with **Donald Driver** (51), **James Jones** (50) and **Jordy Nelson** (45) checking in behind him.
 - ▶ All four receivers topped the 500-yard mark on the season, also a franchise first.
 - ▶ In the Divisional playoff win at Atlanta, Jennings (101), Nelson (79), Driver (76) and Jones (75) became the **first foursome in NFL history** to all hit the 75-yard receiving mark in a postseason game.
 - ▶ With Jennings (119), Nelson (61), Jones (44) and No. 5 wideout **Brett Swain** (40) all hitting the 40-yard mark at Atlanta in Week 12, it was the first time since 2004 that the Packers had four 40-yard receivers in a game. Driver was a part of that foursome, joining Antonio Chatman, Robert Ferguson and Javon Walker in the game against Jacksonville on Dec. 19, 2004.
 - ▶ RB **Brandon Jackson** added a career-best 43 receptions on the season, giving Green Bay five players with 40-plus receptions.
 - ▶ The last time the Packers had five players, regardless of position, with at least 40 catches in the same season was 1980 (WRs James Lofton and Aundra Thompson, RB Eddie Lee Ivery, FB Gerry Ellis and TE Paul Coffman).

PACKERS TEAM NOTES

FEWER FLAGS ON THE FIELD

One area of emphasis for the Packers this season was reducing the number of penalties, and that focus paid significant dividends.

- ▶ Green Bay was tied for No. 3 in the league with 78 accepted penalties (4.9 per game), the fewest by a Packers team since the league went to a 16-game schedule in 1978. The previous season low was 80 in 1983 and 2001.
- ▶ The Packers finished No. 3 in penalty yardage with 617, an average of 38.6 yards per game. Atlanta was the least-penalized team in the league with 58 penalties and ranked No. 2 in penalty yardage at 598.
- ▶ The Packers' performance in the category was a 40-penalty drop from last season when they were the most-penalized team in the NFL with 118 (7.4 per game) while ranking second in penalty yardage with 1,057 (66.1 per game), the third straight year that they finished among the top five most-penalized teams.
- ▶ With just three penalties for 31 yards in Week 16 against the Giants, it was the ninth time this season that Green Bay had been called for three or fewer penalties in a game, the best single-season mark since nine contests in 1967.
- ▶ Green Bay's eight penalties over a four-game span earlier this season (Oct. 24-Nov. 21) were the fewest by the Packers since they had eight from Nov. 19-Dec. 9, 1967.
- ▶ The performance at Minnesota in Week 11 was especially notable. The one penalty at the Metrodome was the fewest by Green Bay in 28 games at the stadium, and the last time a team posted just one penalty at Minnesota was San Diego on Nov. 28, 1999. The last time the Packers were only penalized once in a game came at Chicago on Dec. 23, 2007.
- ▶ The nine games this season topped the number of combined games with three or fewer penalties in the first four seasons under Head Coach **Mike McCarthy**, and Green Bay didn't do it once last season. The Packers were 7-2 (.778) this season when they were penalized three or fewer times in a game.
- ▶ Green Bay recorded two games with three or fewer penalties in 2008, two in '07 to end the regular season, and three in '06.
- ▶ In Week 13 against San Francisco, the Packers didn't commit a defensive penalty for the first time in a game this season, and the defense wasn't flagged again in Week 15 at New England and in Week 17 vs. Chicago.
- ▶ Green Bay's offense had an even more impressive penalty-free streak as it wasn't flagged in the win over the Giants in Week 16, the second straight game with no penalties. The last penalty against the offense had come in Week 14 at Detroit in the second quarter, a streak of 11 straight quarters without one before the offense was whistled for one in the second quarter against the Bears in Week 17.
- ▶ After the Packers were flagged a franchise-record 18 times for 152 yards in a 20-17 loss at Chicago in Week 3, they committed just 52 penalties for 401 yards over their final 13 regular-season games, an average of 4.0 penalties for 30.8 yards per game.
- ▶ Green Bay's stinginess carried over to the postseason as well. The Packers' two penalties at Philadelphia in the Wild Card contest were the fewest by Green Bay in a postseason game since it was flagged just once vs. San Francisco on Jan. 4, 1997.



SECOND-HALF SURGE

Punting indoors at Detroit in Week 14 for the third and final time in the regular season, P **Tim Masthay** made the most of the opportunity.

- ▶ According to the Elias Sports Bureau, Masthay became the **first punter in franchise history** to post a 50-yard average in a game with eight

or more attempts.

- ▶ Masthay recorded a 50.3-yard gross average on his eight punts against the Lions, as well as a season-high net average of 43.4 (min. three attempts).
- ▶ He posted four punts of 50-plus yards on the afternoon, including a career-long 62-yard kick in the first quarter.
- ▶ Masthay became the first Packers punter to register four 50-yard punts in the same game since Jon Ryan did so on Nov. 12, 2006, at the Metrodome against the Vikings.
- ▶ He placed 25 punts inside the 20 this season, the most by a Packers punter since Josh Bidwell recorded 26 punts inside the 20 in 2002.
- ▶ Masthay was especially productive over the final nine games, ranking No. 3 in the NFL in net average (39.9), No. 9 in gross average (44.2), and tied for No. 4 in punts inside the 20 (20) over that span.
- ▶ Masthay earned NFC Special Teams Player of the Week honors for his performance at the N.Y. Jets in Week 8 as he became just the second punter in franchise history to win the honor (Craig Hentrich, Week 11, 1994).
- ▶ With five punts placed inside the 20 against the Jets, Masthay tied a single-game franchise record (stat kept since 1976), tying David Beverly, who accomplished the feat on Oct. 8, 1978, against Chicago. He registered a 41.5-yard net average on eight punts.
- ▶ In the three Lambeau Field games in Dec./Jan., Masthay recorded a 36.8-yard net average and a 42.3 gross.
- ▶ Masthay finished the season with a 37.6-yard net average, which **matched the best mark by a Packers punter since 1976** (Ryan, 2007).
- ▶ Facing Bears Pro Bowl returner Devin Hester in Week 17, who finished the season with the best mark in NFL history (min. 30 attempts) at 17.1 yards per punt return, Masthay placed four of eight punts inside the 20 and recorded a 36.6-yard net average. Hester only had two punt returns on the afternoon for a total of 35 yards.
- ▶ Masthay became the **first Packers punter** (since 1976) to place four-plus punts inside the 20 in two games in the same season.
- ▶ In the NFC Championship Game at Chicago, Masthay tied the franchise playoff record (since 1976) with five punts inside the 20, matching Craig Hentrich's mark set at San Francisco on Jan. 11, 1998, in the NFC title game.
- ▶ Masthay boomed a 65-yard kick late in the third quarter against the Bears, the longest punt in the postseason in franchise history. Boyd Dowler previously held the mark with a 64-yard kick vs. the New York Giants on Dec. 31, 1961.

500 CLUB

With nine points in Week 16 against the Giants, K **Mason Crosby** went over the 500-point mark for his career.

- ▶ By hitting that mark in his 63rd career game, he became the second fastest to 500 points in franchise history behind only RB Paul Hornung (60 games).
- ▶ Crosby also went over the 100-point mark for the season against the Giants, his fourth straight season with 100-plus points. He finished the season with 112 points.
- ▶ His four points against the Bears in Week 17 gave him 509 for his career. That ranks No. 2 in NFL history for the most points by a player in his first four seasons in the league. New England's Stephen Gostkowski (513 points, 2006-09) holds the current mark.
- ▶ Crosby recorded 397 points from 2007-09, an NFL record for the most by a player in his first three seasons.

PACKERS TEAM NOTES

STINGY AGAINST THE PASS

Green Bay had its most productive pass-defense season of Head Coach **Mike McCarthy's** tenure, finishing near the top of the league in several categories.

- ▶ The Packers finished the season ranked No. 5 in the league in pass defense, allowing their opponents just 194.2 yards per game. That topped the best mark under McCarthy, ahead of the 201.1 passing yards per game allowed in 2009, and was the best since 2005 (167.5).
- ▶ After Washington QB Donovan McNabb passed for 357 yards against Green Bay in Week 5, the Packers allowed opposing QBs to pass for just 185.9 yards per contest in the final 11 games, No. 3 in the NFL over that span.
- ▶ The defense limited opposing signal-callers to a passer rating of just 67.2 this season, which ranked **No. 1 in the NFL**. That rating is the best by Green Bay since 1997 (59.0).
- ▶ The Packers recorded 24 interceptions, good for No. 2 in the league, and opposing quarterbacks completed 56.2 percent of their passes (No. 4).
- ▶ Green Bay gave up only 16 TD passes this season, which ranked No. 4 in the NFL, after allowing 29 TDs through the air in 2009. The 16 passing TDs were the fewest given up by Green Bay since 2001 (14).
- ▶ In Week 15 at New England, the defense limited Patriots QB Tom Brady to just 163 yards through the air on 15-of-24 passing. Entering the game, Brady had eclipsed the 300-yard mark in four of the previous five games, averaging 314.4 yards per contest over that span.
- ▶ The defense has limited opposing signal-callers to just a 64.0 passer rating this postseason (59-of-103, 711 yards, three TDs, six INTs).
- ▶ In the NFC Championship win at Chicago, Bears QB Jay Cutler posted just a 31.8 rating before he left in the third quarter due to injury, well below his season mark of 86.3. In the Divisional win at Atlanta, the defense limited Falcons Pro Bowl QB Matt Ryan (91.0 this season) to just a 69.0 passer rating, and Green Bay held Eagles Pro Bowl QB Michael Vick (100.2 for the season) to a 79.9 rating in the Packers' Wild Card win.

PRODUCTION APLENTY INSIDE THE 20

After strong showings in 2008 and 2009, Green Bay once again found itself among the most efficient teams in the league in the red zone this season.

- ▶ The Packers scored touchdowns on 32 of 53 trips inside the opponent's 20. That 60.4 percent touchdown rate was No. 6 in the NFL and No. 2 in the NFC, and the 32 TDs ranked No. 6.
- ▶ Green Bay's 260 points in the red zone this season (32 touchdowns, 12 field goals) were good for No. 8 in the league, and its average of 4.91 points per red-zone trip ranked No. 8 in the NFL as well.
- ▶ The Packers posted their finest performance of the season in Week 16 against the Giants, scoring on 5-of-6 (83.3 percent) red-zone chances. That percentage was their best in the regular season (min. three opportunities).
- ▶ Green Bay topped that showing at Philadelphia, posting touchdowns on all three trips inside the 20 in the 21-16 Wild Card win.
- ▶ In this year's postseason, the Packers have scored TDs on 9-of-12 red-zone opportunities (75.0 percent).
- ▶ The Packers' production this season came in fewer opportunities than 2009, as they finished tied for No. 10 in the league with the 53 red-zone possessions. Last season, Green Bay finished No. 6 in the league with 62 red-zone drives.
- ▶ Green Bay matched its highest red-zone conversion mark under Head Coach **Mike McCarthy**, when the Packers ranked No. 6 in the NFL with a 60.4 percent touchdown rate in 2008. The previous high mark came in 2003 when the Packers finished No. 2 in the NFL with a 65.4 conversion rate.
- ▶ Some of Green Bay's success in the red zone has to be attributed to the play of QB **Aaron Rodgers**, who has been one of the more efficient signal-callers in the league inside the 20 since taking over as the starter in 2008.
- ▶ In Week 7 against Minnesota, Rodgers threw a red-zone interception for

the only time in his 47 regular-season career starts. Since 2008, he has registered a 107.4 rating on 132-of-213 passing (62.0 percent) for 818 yards and 55 touchdowns with one interception in the red zone.

- ▶ According to STATS, Rodgers connected on 47-of-71 passes (66.2 percent) for 280 yards and 19 TDs with one INT in the red zone in 2010 for a 107.4 passer rating (No. 3 in the NFL, min. 50 attempts).

PLAYOFF CAPTAINS ELECTED

During the regular season, the Packers rotate game captains each week. One player is selected to represent the offense, defense and special teams as a captain for a particular game.

- ▶ But for the playoffs, the team votes on its captains for the duration of the postseason -- selecting two players from each of the three phases. Players voted for their captains early last week.
- ▶ This year Green Bay's playoff captains are WR **Greg Jennings** and QB **Aaron Rodgers** (offense), LB **A.J. Hawk** and CB **Charles Woodson** (defense), and CB/S **Jarrett Bush** and K **Mason Crosby** (special teams).
- ▶ Rodgers and Woodson were both playoff captains last year. Woodson and Jennings were selected to the NFC Pro Bowl squad this year, while Rodgers and Hawk were Pro Bowl alternates.
- ▶ Rodgers posted his second consecutive season with a passer rating above 100 (101.2), Woodson set career highs in both tackles (105) and forced fumbles (five) this season, Jennings tied his career high with 12 TDs, and Hawk led the team in tackles (134) for the third time in five years and set a career high with three INTs. Bush tied for second on the team with 12 special teams tackles, and he also had a forced fumble that resulted in a TD and a fumble recovery on the coverage units. Crosby topped 100 points for the fourth consecutive year.
- ▶ All six players sported a special 'C' sewn onto their jerseys for the first three playoff games, and they will wear the 'C' one more time against Pittsburgh in Super Bowl XLV.

FIRST TIME IS THE CHARM

Rookie RB **James Starks** made a splash in his regular-season debut in Week 13 after missing the first 11 games, but he made an even greater contribution in his first career playoff game.

- ▶ In Green Bay's 21-16 Wild Card win at Philadelphia, Starks led the team with 123 rushing yards on 23 carries (5.3 avg.), including a 27-yard run on his first carry. His 123 yards set a rookie franchise postseason record, eclipsing RB Travis Williams' 88-yard mark on 18 carries vs. the Los Angeles Rams on Dec. 23, 1967.
- ▶ Starks' 123-yard day on the ground also ranks No. 3 in franchise postseason annals behind only Ryan Grant (201, vs. Seattle, Jan. 12, 2008) and Ahman Green (156, at Philadelphia, Jan. 11, 2004).
- ▶ Starks' 263 yards on 70 carries (3.8 avg.) **lead the NFL** this postseason. That total ranks No. 2 in franchise history for the most in a single postseason behind only Dorsey Levens' 316 in 1997. Washington RB Timmy Smith (342 in 1987) holds the NFL rookie record for most rushing yards in a postseason.
- ▶ After missing nearly two years due to injuries, Starks carried the ball 18 times for 73 yards (4.1 avg.) in his pro debut vs. San Francisco in Week 13. The 18 carries matched the single-game high during the regular season to that point for a Packers RB (Brandon Jackson, Week 1).
- ▶ Starks' 73 rushing yards were the most by a rookie Packers RB in his first game since Ralph Earhart posted 78 yards in his debut at Boston on Sept. 17, 1948.
- ▶ The 23-year-old Starks was drafted in the sixth round this past spring out of the University at Buffalo, but he spent the opening nine games of the season on the physically unable to perform list due to a hamstring injury suffered at the start of training camp.
- ▶ Starks also was sidelined for his entire senior season at Buffalo due to a shoulder injury that required surgery but still ranks No. 1 in school history in career rushing yards (3,140) and rushing TDs (34).
- ▶ Prior to his NFL debut in Week 13, Starks' last game action came vs. Connecticut on Jan. 3, 2009, in the International Bowl in Toronto.

PACKERS TEAM NOTES

CLAY FINDS A WAY

Despite sitting out Green Bay's Week 6 matchup vs. Miami due to a hamstring injury, the first time he missed a game in his career, LB **Clay Matthews** finished No. 2 in the NFC and No. 4 in the NFL with 13.5 sacks this season.

- ▶ Matthews was named to his second straight Pro Bowl this season and was named NFL Defensive MVP by *Pro Football Weekly*/PFWA. He also earned NFC Defensive Player of the Year recognition from *Sporting News* and the Committee of 101.
- ▶ He received first-team All-Pro honors from *The Associated Press*, the first Packer LB to earn that recognition since Tim Harris in 1989.
- ▶ With a sack of QB Jon Kitna in the second quarter in Week 9 against Dallas, Matthews became the first Packer since the stat became official in 1982 to register a double-digit sack total in each of his first two seasons in the NFL.
- ▶ Matthews also posted his first career interception in Week 9, and returned the pick 62 yards for a TD on his way to earning NFC Defensive Player of the Week honors for the third time in his career. It was the second TD of his career, and both of his scores have come in prime-time games. Matthews returned a fumble 42 yards for a TD last season in Week 4 at Minnesota on *Monday Night Football*.
- ▶ According to the Elias Sports Bureau, Matthews is the **first NFL player** since sacks became an official statistic in 1982 to register double-digit sacks and a defensive TD in each of his first two seasons in the NFL.
- ▶ With three sacks against the Buffalo Bills in Week 2, Matthews became the first Packer to post three sacks in back-to-back games since it became an official league statistic in 1982.
- ▶ The performance vs. Buffalo came a week after Matthews registered a career-high three sacks in the Packers' 27-20 season-opening victory at Philadelphia.
- ▶ Matthews was named NFC Defensive Player of the Week for Week 2, and he also won the award last season for his two-sack outing vs. Baltimore in Week 13 on *MNF*.
- ▶ Matthews' six sacks in the first two games were the most ever by a Packer to start a season.
- ▶ Matthews' six sacks over a two-game span rank second in team history behind only Bryce Paup, who recorded 6.5 sacks in Weeks 3-4 in 1991. Paup posted 4.5 sacks vs. Tampa Bay on Sept. 15, and then followed that up with two more the next week at Miami on Sept. 22.
- ▶ His 33 sack yards vs. Buffalo were the most by a Packer since DE Reggie White's 35 on two sacks vs. Minnesota on Oct. 22, 1995. Matthews ranked No. 2 in the league with 93.5 sack yards on the season, trailing only Dallas LB DeMarcus Ware (110.5).
- ▶ Matthews forced two fumbles this season, including a strip of RB Brandon Jacobs that halted a Giants' drive with New York trailing 31-17 in the third quarter in Week 16.
- ▶ With two sacks of Falcons QB Matt Ryan in the Divisional contest, Matthews became the **first player in team history** (since 1982) to post at least one sack in each of his first three career postseason games. With 4.5 career sacks in the postseason, Matthews already ranks No. 2 in team playoff annals behind only DE Reggie White (eight).
- ▶ Matthews' 3.5 sacks this postseason are the most in franchise history (since 1982) in a single postseason.
- ▶ In 31 career regular-season games played, Matthews has posted two or more sacks in a game five times. All five of those two-sack games came in Matthews' first 18 games in a Packers uniform, breaking White's franchise mark of four in his first 18 games with Green Bay (1993-94).
- ▶ Matthews' 23.5 sacks since 2009 rank tied for No. 3 in the NFL.
- ▶ Matthews' 17 sacks in his first 20 games were the most ever by any NFL player to start a career. It topped the previous mark of 16.5 set by San Diego's Leslie O'Neal (1986, 1988) and the N.Y. Jets' John Abraham (2000-01).
- ▶ In 2009, Matthews set a Packers rookie record with 10 sacks on his way to earning Pro Bowl honors, the first Green Bay rookie to be named to the all-star game since Hall of Fame WR James Lofton in 1978.

POINT PRODUCTION

After outscoring their opponents a combined 221-94 over the final seven games, the Packers finished near the top of the NFL's scoring differential column in the regular season.

- ▶ The Packers outscored their opponents 388-240 this season, and that 148-point differential ranked No. 1 in the NFC and No. 2 in the NFL behind only New England (205).
- ▶ Among teams with nine or more wins, Green Bay ranked No. 3 in the NFL with an average margin of victory of 16.80, trailing only San Diego (19.56) and New England (17.07).
- ▶ Last season, the Packers also ranked No. 3 in the league with an average margin of victory of 18.27, their highest mark since a 21.31 mark in their Super Bowl season of 1996.
- ▶ Green Bay was especially productive opening the second half as it outscored its opponents 110-36 in the third quarter. That differential of 74 points ranked No. 2 in the NFL behind only San Diego (76).
- ▶ The Packers finished No. 2 in the NFL in scoring defense at 15.0 points per game and ranked No. 10 in scoring offense at 24.3 ppg.
- ▶ Green Bay was one of four teams in the league ranked in the top 10 in both scoring offense and defense, joining San Diego, Atlanta and New England.
- ▶ The Packers' 45-point outing in Week 16 against the Giants was their second 45-point game of the season (Week 9 vs. Dallas). The last time a Green Bay team posted two 45-plus point games in a season was 1983.

FIGHTING THROUGH ADVERSITY

Every team in the league has to battle injuries at some point, but the Packers had to deal with a season's worth of significant ones in just the first half of the season.

- ▶ From the season-opening depth chart, the Packers lost six starters for the remainder of the season due to injuries, three on each side of the ball.
- ▶ RB **Ryan Grant**, coming off back-to-back 1,200-yard seasons, sustained a season-ending ankle injury in Week 1 at Philadelphia. TE **Jermichael Finley**, whose 301 yards receiving in the first four games was the best start ever to a season by a Green Bay tight end, was lost for the year after suffering a knee injury on the second play from scrimmage at Washington in Week 5. T **Mark Tauscher**, who sustained a shoulder injury in Week 4 vs. Detroit, was placed on injured reserve on Nov. 12.
- ▶ Rookie S **Morgan Burnett**, who became only the second Packers rookie safety to start a season opener since 1988, sustained a season-ending knee injury against Detroit in Week 4. In the same game, LB **Nick Barnett**, the No. 2 tackler in franchise history, suffered a wrist injury that brought an end to his season. LB **Brad Jones** saw his season come to an end after sustaining a shoulder injury in Week 7 vs. Minnesota.
- ▶ The Packers finished the regular season with 15 players on injured reserve, and eight of those players started at least one game this season.
- ▶ Here is a look at the starters and key reserves that missed games due to injury and/or were placed on injured reserve this season:

Opening-Day Starters

| | |
|--------------------------------|----|
| RB Ryan Grant (ankle/IR) | 15 |
| S Morgan Burnett (knee/IR) | 13 |
| LB Nick Barnett (wrist/IR) | 12 |
| T Mark Tauscher (shoulder/IR) | 12 |
| TE Jermichael Finley (knee/IR) | 11 |
| LB Brad Jones (shoulder/IR) | 10 |
| DE Cullen Jenkins (calf) | 5 |
| FB Korey Hall (hip/back/knee) | 4 |
| DE Ryan Pickett (ankle) | 2 |
| LB Clay Matthews (hamstring) | 1 |
| QB Aaron Rodgers (concussion) | 1 |

Games Missed (Reg. Season)

Key Reserves

| | |
|----------------------------------|----|
| DE Justin Harrell (knee/IR) | 15 |
| DE Mike Neal (shoulder/IR) | 14 |
| S Derrick Martin (knee/IR) | 11 |
| LB Brady Poppinga (knee/IR) | 10 |
| LB Brandon Chillar (shoulder/IR) | 8 |
| S Anthony Smith (ankle/IR) | 6 |
| TE Spencer Havner (hamstring/IR) | 5 |
| LB Frank Zombo (knee) | 3 |
| CB Sam Shields (calf) | 2 |

Games Missed (Reg. Season)

MIKE McCARTHY TRANSCRIPT

EXCERPTS FROM THE COACH – MONDAY, JAN. 24

▶ **(In terms of putting your schedule together this week, and I guess next, who have you called and talked with who have you consulted to try to make sure you do it right?)**

Well, there's a number of administrative things that you really do ahead of schedule. I haven't called any one person specifically. I had a few coaches reach out to me. So I'll bounce some ideas off them. I have the schedule in place, preparing to be in this game. So we're just going to take the first couple of days to give the players and coaches and everybody involved to get all their planning and administrative responsibilities done here Monday/Tuesday. Wednesday is just going to be a Monday for us. So Wednesday will be a Monday, and our practice structure will be exactly the same. Wednesday will be on Friday. And then we'll leave for Dallas on the following Monday, so a week from today. So we'll leave for Dallas and it will serve as a Saturday schedule, and then with the Media Day down there on Tuesday, and then we'll pick back up and get on an abbreviated Wednesday schedule.

▶ **(What problems does Roethlisberger present?)**

Dynamic football player, Roethlisberger. I'll tell you, really loved him when he was coming out. And he's very gifted in extending plays. That's something, when you look at Ben and you look at Aaron, they have that unique ability to play in the pocket and play out of the pocket. Roethlisberger can make all the throws inside the pocket and particularly when things break down, just once again extend the plays. He's a world champion. He's been to this game twice. He has two Super Bowls under his belt. So he definitely makes that offense go.

▶ **(Tell us about Ted Thompson, can you talk about him as someone who works with him and what he means to this organization?)**

Ted Thompson, he's the easiest guy in the world to work with because he's so consistent. He's perfect for a first time head coach. He was for me. Definitely, because he's the same person every day. He doesn't make emotional decisions. Has a plan, sticks to his plan. Has the strength to stick to the plan even through the storms. So he's once again, he's the leader of our football operations. He's why this team is in the shape that it's in and why the future looks so bright. But you would never want to have a better partner for a GM/head coach relationship, in my opinion, because you know what you get every day. That's important. He's very gifted at personnel evaluation. I think that's obvious. He stays true to that. I don't know if there's another GM that's on the road as much as Ted. He's out there every week. And you know when he selects a player in the Draft, it's someone that's well-researched. So I have great respect for Ted Thompson.

▶ **(You mentioned personnel evaluation and then getting guys to step in for players that have been injured. That obviously plays a role. How much of it is also cultural in terms of what you or the organization does in getting guys in the mentality to do that?)**

I think it's how you piece it all together. To me, when we talked about building a program, you know you have player acquisition. You have player instruction. You have player finance. Those three categories have to come together, and we have that in place. I think culture, everything you do has to be about your culture, make sure you have the right individuals in the locker room. Make sure you have the right support people touching that locker room and be the best that you can be, be experts in your particular position, make sure everybody has a clear understanding what their responsibility is, what their role is, and that's in place. And once again, Ted, he's the head of the football operations and he makes the tough key decisions, and he's a big reason why we're all standing here today.

▶ **(You guys talked about Super Bowl expectations in the preseason, making the path and making it a reality. Even though the path wasn't to your advantage, what did you do in your estimation to make it a reality?)**

You really have no control of the path. That's part of the deal. I mean, every season's different. You just try to keep it on the road. So our particular path this year, in hindsight, has made us a stronger football

team. It's shaped us in a different way. We've had opportunity, really, to play five playoff games going into this Super Bowl. So I think that really helps us. We feel like we're a razor-sharp team as far as the level of play that we've been bringing to the table here the last month. We knew we were a good football team when we came out of training camp. We knew we'd have an opportunity to be part of this. And things sometimes go your way, sometimes they don't. But I think it speaks volumes about the men in the locker room, the character, everybody keeping an eye on their target. And really coming down to the New York Giants game, that's the one thing that we just kept reiterating to our players: All of our goals are still in front of us. We didn't need any help. And I think that really helped our guys stay focused, stay on point, and the Giant victory there at home was big and then we were able to run the next four in a row. Just part of shaping of a football team.

▶ **(Why has Aaron Rogers been so good this year?)**

Well, I mean, Aaron's, he's a special athlete. He can do everything you ask at the quarterback position, can make all the throws. Very smart, has great command of a very versatile offense. He has a lot of responsibility at the line of scrimmage. He's in sync with his perimeter players. You can just see that on a daily basis. I get to witness it as far as the communication and the meeting time and the way they discuss routes, how the defenders are playing them and so forth. And I think you're just seeing the maturation of a great quarterback on a high-powered offense.

▶ **(You do a lot of things defensively. Is that Dom just having skills in complex situations, and putting guys in matchups where they don't feel like they have to process all that much? Can you talk a little bit about that?)**

Dom Capers is clearly probably the most detailed coach that I've been around. You may be as detailed as him, but there's nobody who's more detailed in Dom's approach as far as his teaching and organization with the defensive staff and the players. And that's one component of a great teacher. He's obviously a great teacher. And we're in the second year of the defense. You can see the improvements we made from year one to year two. And you have to give a lot of credit to Joe Whitt. Joe Whitt has done an excellent job with the corners, and he's been hard on Sam from day one. And it's definitely paying off. So excellent coaching going on there, but once again you've got to give Sam the credit. He's taking full control of this opportunity. He's doing a heck of a job.

▶ **(Seems almost unheard of for a team to go through an entire season not having trailed by more than seven points in any game. What do you attribute that to?)**

I think it says a lot about our football team, everything involved in it. We've had a number of victories that were significant. We had a significant victory against the No. 1 seed there in Atlanta. But on the other side of it, like you've already stated, we kept it close. We're a very competitive team. We handle adversity so much better compared to last year. That was a major emphasis for us in the offseason. So just it's just really the confidence and the level that we're playing at as a team.

▶ **(How about Tim Masthay, how has he been able to take his game to another level?)**

He may be the most improved player on our team. If you want to look how the beginning of the season, just from a pure production standpoint. Tim was huge in the Chicago game. Twice now. That's something that has been a very big strength of Chicago. You look at their victories, their special teams production has factored in so many of their wins this year. Really, I know in my time here that they've given us fits on special teams. But Tim has really changed that for us the last two games. I thought his punting was exceptional again. Big factor trying to keep Devin Hester out of the game.

▶ **(Your strongest memory growing up?)**

Really, just Pittsburgh, the '70s, just championships, period. We were the City of Champions. The Pittsburgh Steelers won four Super Bowls. The Pirates won the World Series in '71 and '79. Pitt won a national championship in '76. And I went back to the University of Pittsburgh as a coach '89, '89 and '92, and the Penguins were winning the Stanley Cup. Got a lot of great memories as far as Pittsburgh goes particularly with sports.

PACKERS TEAM NOTES

PROTECTION THE KEY

The Packers cut down on the number of sacks they allowed this season, and the effect that had on QB **Aaron Rodgers'** production was evident.

- ▶ Over his past 18 regular-season starts, Rodgers was sacked either once or not at all in eight of those contests, including the Week 12 contest at Atlanta when the line allowed just one sack.
- ▶ In his three seasons as the starting quarterback, there were 16 games where the line gave up either one sack or no sacks of Rodgers. The Packers had a 12-4 (.750) mark in those contests.
- ▶ Rodgers was very efficient in those games, completing 372-of-530 passes (70.2 percent) for 4,390 yards and 32 TDs with just seven INTs for a 109.7 passer rating.
- ▶ There were three games this season where the line didn't give up a single sack of Rodgers.
- ▶ Prior to Rodgers being sacked in the second quarter vs. Detroit in Week 4, the offensive line had not allowed a sack in 11 straight quarters, the longest streak for the team since 2007.
- ▶ The Packers allowed 38 sacks this season, tied for No. 19 in the NFL, but it was a marked improvement from 2009 when they gave up 50 sacks of Rodgers on the season, 41 in the first nine contests.
- ▶ In Week 16, the line limited a Giants defense that entered the game ranked No. 2 in the NFL with 42 sacks to just two sacks of Rodgers.
- ▶ When Rodgers has been sacked four or more times in a game during his career, the Packers are 5-9 (.357).
- ▶ Injuries and performance issues affected the offensive line in the first half of 2009. Once the line regained some continuity down the stretch, it allowed just 10 sacks of Rodgers over the final seven games.
- ▶ Green Bay has had stability along the line in 2010, with four linemen, LT **Chad Clifton**, LG **Daryn Colledge**, C **Scott Wells**, and RG **Josh Sitton** starting every game, and rookie RT **Bryan Bulaga** opening the last 12 at RT with veteran **Mark Tauscher** sidelined due to injury. Tauscher was placed on injured reserve (shoulder) on Nov. 12.
- ▶ The Packers utilized just two starting combinations along the line this season compared to six in 2009.



on just 17 carries (9.2 avg.). It was the first time in team history that the Packers rushed for 150 yards in a regular-season game on fewer than 20 carries.

- ▶ The Packers' rushing average of 9.2 yards per carry against the Redskins was the best single-game performance (min. 15 attempts) in a regular-season game in team history.
- ▶ **John Kuhn**, primarily at fullback during his first three seasons in Green Bay, was given more opportunities to carry the ball at RB. Against Detroit in Week 4, Kuhn posted 34 of his 39 rushing yards on the final series, as the Packers ran out the final 6:32 in the 28-26 win. He finished with a career-best 281 rushing yards and four rushing TDs on 84 carries (3.3 avg.) in 2010. Entering this season, Kuhn had 46 rushing yards on 18 carries in four NFL seasons.
- ▶ Kuhn recorded career highs in both carries (13) and rushing yards (50) against the Cowboys in Week 9, highlighted by a 17-yard run in the second quarter to convert a third down.
- ▶ Rookie RB **Dimitri Nance** saw the most significant action of his career at Minnesota in Week 11, posting 37 yards on 12 carries (3.1 avg.), and he finished with 95 yards on 36 attempts for the season (2.6 avg.).
- ▶ Fellow rookie RB **James Starks** made his NFL debut in Week 13, registering 73 yards on 18 carries (4.1 avg.) vs. San Francisco.

SPREADING IT AROUND

When back-to-back 1,200-yard rusher **Ryan Grant** was lost for the season after sustaining an ankle injury in Week 1 at Philadelphia, the Packers turned to several backs to help carry the load for the offense.

- ▶ **Brandon Jackson**, who excelled in his role as a third-down back in 2009, led the team with a career-high 709 rushing yards on 190 carries (3.7 avg.). He also posted a career-high 1,045 yards from scrimmage.
- ▶ Jackson posted 99 yards on 22 carries at New England in Week 15, his second-highest yardage total of the season.
- ▶ He recorded a career-high 115 yards on 10 carries (11.5 avg.) at Washington in Week 5, highlighted by a career-long 71-yard run on his first carry of the game.
- ▶ Jackson also had 43 receptions for 342 yards (8.0 avg.) this season, career highs in both categories, including a career-best 37-yard pickup on a screen against the 49ers in Week 13. His 43 catches were the most by a Green Bay running back since Ahman Green posted 46 receptions in 2006.
- ▶ Jackson became the first Packers RB since Green in 2006 to register 700 rushing yards and 300 receiving yards in the same season.
- ▶ Against Dallas in Week 9, Jackson posted a rushing TD and a receiving TD, only the second time in his career that he scored on both in a game (vs. Seattle, Dec. 27, 2009).
- ▶ The Packers rushed for 157 yards as a team at Washington in Week 5

| | | NFL Offense | | | NFL Defense | | |
|------------------------|--------|-------------|-----------|-----------|-------------|-----------|-----------|
| After Week... | Opp. | Total | Rush | Pass | Total | Rush | Pass |
| 1 | at Phi | 17T | 8T | 19 | 18 | 30 | 16 |
| 2 | BUF | 15T | 14 | 16 | 3 | 28 | 3 |
| 3 | at Chi | 12 | 22 | 11 | 2T | 18 | 3 |
| 4 | DET | 19 | 22 | 14 | 10 | 24 | 7 |
| 5 | at Was | 12 | 15T | 10 | 13 | 15 | 15 |
| 6 | MIA | 13 | 19 | 10 | 15 | 21 | 17 |
| 7 | MIN | 11 | 20 | 8 | 18 | 23 | 14 |
| 8 | at NYJ | 16 | 22 | 10 | 18 | 25 | 17 |
| 9 | DAL | 16 | 20 | 9 | 14 | 20 | 11 |
| 10 | (bye) | 14 | 20 | 10 | 13 | 20 | 11 |
| 11 | at Min | 13 | 19 | 11 | 12 | 18 | 11 |
| 12 | at Atl | 12 | 23 | 7 | 12 | 18 | 10 |
| 13 | SF | 9 | 23 | 6 | 10 | 18 | 6 |
| 14 | at Det | 11 | 24 | 8 | 9 | 19 | 3 |
| 15 | at NE | 11 | 24 | 8 | 7 | 19T | 3 |
| 16 | NYG | 8 | 22 | 5 | 9 | 19 | 5 |
| 17 | CHI | 9 | 24 | 5 | 5 | 18 | 5 |
| Packers in 2009 | | 6 | 14 | 7 | 2 | 1 | 5 |
| Packers in 2008 | | 8 | 17 | 8 | 20 | 26 | 12 |
| Packers in 2007 | | 2 | 21 | 2 | 11 | 14 | 12 |
| Packers in 2006 | | 9 | 23 | 8 | 12 | 13 | 17 |
| Packers in 2005 | | 18 | 30 | 7 | 7 | 23 | 1 |
| Packers in 2004 | | 3 | 10 | 3 | 25 | 14 | 25 |
| Packers in 2003 | | 4 | 3 | 16 | 17 | 10 | 23 |
| Packers in 2002 | | 12 | 12 | 10 | 12 | 21 | 3 |
| Packers in 2001 | | 6 | 21 | 3 | 12 | 16 | 15 |
| Packers in 2000 | | 15 | 23 | 8 | 15 | 8 | 19 |
| Packers in 1999 | | 9 | 21 | 7 | 19 | 22 | 18 |
| Packers in 1998 | | 5 | 25 | 3 | 4 | 4 | 10 |
| Packers in 1997 | | 4 | 12 | 3 | 7 | 20 | 8 |
| Packers in 1996 | | 5 | 11 | 5 | 1 | 4 | 1 |
| Packers in 1995 | | 7 | 26 | 3 | 14 | 7 | 21 |
| Packers in 1994 | | 9 | 19 | 9 | 6 | 3 | 15 |
| Packers in 1993 | | 19 | 22 | 18 | 2 | 8 | 7 |
| Packers in 1992 | | 15 | 21 | 9 | 23 | 16 | 23 |

PACKERS TEAM NOTES

ON THE ROAD AGAIN

Green Bay went 3-5 on the road this season, but in Head Coach **Mike McCarthy's** five seasons in Green Bay, the Packers finished above .500 away from home in three of those years.

- ▶ The Packers have been able to stay above the .500 mark on the road during McCarthy's tenure, a notable achievement in the National Football League.
- ▶ Green Bay got off to a good start this year with a win at Philadelphia in the season opener. It was the fifth straight season under McCarthy that the Packers have won their first road game of the year.
- ▶ Since 2006, McCarthy's first season as the head coach in Green Bay, only 12 of 32 NFL teams have regular-season road records over .500.

| Team | W | L | T | Pct. |
|------------------|-----------|-----------|----------|-------------|
| New England | 29 | 11 | 0 | .725 |
| Indianapolis | 28 | 12 | 0 | .700 |
| New York Giants | 26 | 14 | 0 | .650 |
| New Orleans | 25 | 15 | 0 | .625 |
| Philadelphia | 24 | 15 | 1 | .613 |
| Dallas | 24 | 16 | 0 | .600 |
| San Diego | 23 | 17 | 0 | .575 |
| N.Y. Jets | 22 | 18 | 0 | .550 |
| Pittsburgh | 22 | 18 | 0 | .550 |
| Chicago | 21 | 19 | 0 | .525 |
| Green Bay | 21 | 19 | 0 | .525 |
| Tennessee | 21 | 19 | 0 | .525 |

293 AND COUNTING

Another packed house at Lambeau Field against the Bears in the regular-season finale brought the stadium's consecutive sellouts streak to 293 games (277 regular season, 16 playoffs).

- ▶ The Week 7 crowd of 71,107 vs. Minnesota was the third-largest regular-season crowd in Lambeau Field history.
- ▶ The league's longest-tenured stadium, Lambeau Field is hosting its 54th season of football this year. A total of 565,666 fans made their way through the turnstiles in the eight home contests in 2009.
- ▶ Across American professional sports, only Boston's Fenway Park (1912) and Chicago's Wrigley Field (1914) have longer tenures.

THE LAMBEAU ADVANTAGE

The crown jewel of the National Football League, Lambeau Field has long been known as one of the tougher venues to play in, particularly during the harsh Wisconsin winter.

- ▶ Re-establishing home-field advantage after a 4-4 mark in 2008 was one of the goals of 2009, and with the Packers finishing 6-2 at home, they accomplished that goal. Green Bay followed that up with a 7-1 mark at Lambeau Field this season.
- ▶ Head Coach **Mike McCarthy** stated consistently upon his arrival in Green Bay that one of the team's goals would be to reclaim the mystique of playing at Lambeau Field. Mission accomplished. The team is 26-8 (.765) over the past 34 regular-season games, the best regular-season home mark in the NFC over that span.
- ▶ Since **Ron Wolf** and **Mike Holmgren** began the revitalization of the franchise in 1992, Green Bay owns the best home record in the NFL. A look at the top regular-season home W-L records since the '92 season:

| Team | W-L record | Pct. |
|-----------------------|-----------------|-------------|
| Green Bay | 114-38-0 | .750 |
| Pittsburgh | 109-42-1 | .720 |
| Denver | 106-46-0 | .697 |
| Minnesota | 104-48-0 | .684 |
| New England | 104-48-0 | .684 |
| Baltimore (since '96) | 80-39-1 | .671 |

HOME COOKING

The Packers' win over Dallas at Lambeau in November 2009 was the first step to a 7-1 finish and a playoff berth for Green Bay.

- ▶ Since that Week 10 victory over the Cowboys last year, the Packers have been one of the best teams in the league at home. Green Bay's lone defeat since then came to Miami this season in Week 6 when the Packers fell to the Dolphins in overtime.

| Team | W | L | T | Pct. |
|----------------------|-----------|----------|----------|-------------|
| New England | 11 | 0 | 0 | 1.000 |
| Green Bay | 11 | 1 | 0 | .917 |
| Baltimore, San Diego | 10 | 2 | 0 | .833 |

IN THE FREE-AGENCY ERA

Talk of unrestricted free agency in the early '90s led many to forecast tough times for the small-town Green Bay Packers.

- ▶ However, Green Bay has remained among the most successful teams since the advent of free agency in 1993. The Packers have won 10 or more games 10 times since '93 and captured seven division crowns.
- ▶ A look at the most successful teams in the free-agency era:

| Team | W-L since '93 | Pct. | Playoff berths |
|------------------|------------------|-------------|----------------|
| New England | 185-103-0 | .642 | 11 |
| Pittsburgh | 181-106-1 | .630 | 11 |
| Green Bay | 179-109-0 | .622 | 12 |
| Indianapolis | 174-114-0 | .604 | 12 |
| Denver | 166-122-0 | .576 | 7 |

IN THE LEAGUE RANKINGS, 2010



GREEN BAY (Team)

| Category | NFC | NFL | Category | AFC | NFL |
|--------------------------------------|-----|-----|--------------------------------------|-----|-----|
| Turnover Margin (+10) | 2 | 4 | Turnover Margin (+17) | 2 | 2 |
| Total Offense (358.1) | 5 | 9 | Total Offense (345.3) | 9 | 14 |
| Rushing (100.4) | 11 | 24 | Rushing (120.3) | 7 | 11 |
| Passing (257.8) | 2 | 5 | Passing (225.1) | 7 | 14 |
| Total Defense (309.1) | 2 | 5 | Total Defense (276.8) | 2 | 2 |
| vs. Rush (114.9) | 10 | 18 | vs. Rush (62.8) | 1 | 1 |
| vs. Pass (194.2) | 2 | 5 | vs. Pass (214.1) | 6 | 12 |
| Third-Down Offense (41.5%) | 4 | 8 | Third-Down Offense (43.1%) | 4 | 6 |
| Third-Down Defense (36.2%) | 6 | 9 | Third-Down Defense (33.5%) | 1 | 3 |
| Red-Zone Offense (60.4%) | 2 | 6 | Red-Zone Offense (48.0%) | 14 | 23 |
| Red-Zone Defense (48.4%) | 6 | 12 | Red-Zone Defense (40.0%) | 1T | 2T |

GREEN BAY (Individual)

| Category | NFC | NFL | Category | AFC | NFL |
|---------------------------------------|-----|-----|--|-----|-----|
| Rushing: Jackson (703) | 16 | 33 | Rushing: Mendenhall (1,273) | 5 | 7 |
| Passing: Rodgers (101.2) | 1 | 3 | Passing: Roethlisberger (97.0) | 3 | 5 |
| Receptions: Jennings (76) | 11 | 18 | Receptions: Wallace (60) | 22T | 42T |
| Rec. Yds.: Jennings (1,265) | 2 | 4 | Rec. Yds.: Wallace (1,257) | 3 | 5 |
| Sacks: Matthews (13.5) | 2 | 4 | Sacks: Harrison (10.5) | 7 | 15T |
| Interceptions: Williams (6) | 2T | 5T | Interceptions: Polamalu (7) | 2T | 2T |

PACKERS TEAM NOTES

JENNINGS FLASHES HOT HANDS

After getting off to a slower start this season, **Greg Jennings** was one of the most productive receivers in the NFL over the final 11 games on his way to earning Pro Bowl recognition for the first time in his career.

- ▶ Having posted 14 receptions for 183 yards (13.0 avg.) and three TDs in the opening five contests, Jennings ranked No. 1 in the NFL with 1,082 yards on 62 receptions (17.5 avg.) since Week 6.
- ▶ Starting with the game against Miami, Jennings averaged 98.4 yards per contest, **No. 1 in the NFL** over that span.
- ▶ Jennings finished the season tied for No. 2 in the NFL with 12 TD receptions, which matched his career high set in 2007. He checked in at No. 4 in the league and No. 2 in the NFC with 1,265 receiving yards.
- ▶ In Week 16 against the Giants, Jennings recorded 142 yards on seven receptions (20.3 avg.), his fourth 100-yard game in the previous six contests.
- ▶ He registered 122 yards on six receptions, including a 57-yard TD catch vs. the 49ers in Week 13. It was his third straight 100-yard game, only the second time in his career (Weeks 2-4, 2008) he has accomplished that feat.
- ▶ Jennings registered a career-high three TD receptions in Green Bay's 31-3 win at Minnesota in Week 11, becoming the first Packer since WR Javon Walker (Sept. 26, 2004) to record three TD catches in a game.
- ▶ He caught seven passes for 152 yards in the game, with the yardage total the second-best single-game mark of his five-year career behind only a 167-yard outing at Detroit on Sept. 14, 2008. The performance in Week 11 earned him NFC Offensive Player of the Week honors for the first time in his career.
- ▶ Jennings became just the third Packer in team history to post seven catches/150 yards receiving/three receiving TDs in the same game, joining Walker (Sept. 26, 2004) and WR Antonio Freeman (Dec. 20, 1998).
- ▶ He was one of only two NFL players this season (Tennessee's Kenny Britt, Oct. 24) to post seven catches/150 receiving yards/three TD catches in a game.
- ▶ The Minnesota game in Week 11 was Jennings' fifth straight with six or more receptions as he became the first Packer since WR Sterling Sharpe in 1993 to post six or more catches in five straight games.
- ▶ With his 1-yard TD catch at New England in Week 15, Jennings became just the fourth player in team history (Sharpe, Freeman, Billy Howton) to catch at least 12 TD passes in a season twice in a Packers uniform.
- ▶ Jennings' 86-yard score against Miami in Week 6 marked a career long for both him and QB **Aaron Rodgers**, and it was the longest reception by a Green Bay player since WR Robert Brooks hauled in a 99-yard TD from QB Brett Favre at Chicago on Sept. 11, 1995, on *Monday Night Football*. WR **Donald Driver** had a 90-yard TD grab in the 2007 NFC Championship Game on Jan. 20, 2008.
- ▶ Jennings' 86-yard reception was the longest play from scrimmage by a Packer since RB Ahman Green's 90-yard TD run vs. Dallas on Oct. 24, 2004.
- ▶ It was the fourth 80-yard reception of Jennings' career, moving him into the No. 1 spot in the franchise record books ahead of Driver (3). Jennings and Buffalo WR Lee Evans are tied for the NFL lead in 80-yard catches in a career among active NFL players.
- ▶ Among NFL players with 70-plus receptions this season, Jennings ranked No. 2 in the NFL in receiving average at 16.6 yards per catch, trailing only Denver's Brandon Lloyd (18.8).
- ▶ In the NFC Championship win at Chicago, Jennings led the team with 130 yards on eight receptions (16.3 avg.).
- ▶ It was Jennings' third career 100-yard game in the postseason, which ties him for No. 1 in franchise playoff annals with WRs Robert Brooks and Antonio Freeman.
- ▶ With 239 yards receiving this postseason, Jennings ranks No. 3 in team annals for the most in a single postseason behind only Freeman (308 in 1997) and Brooks (281 in 1995).

▶ When it comes to scoring passes, Jennings has an eye-popping average during his career. Of his 40 career touchdown catches, 16 (40.0 percent) have been at least 40 yards in length. He has a staggering average of 31.5 yards per TD catch, which ranks No. 2 among current players with at least 20 career touchdown catches.

| <u>Player</u> | <u>40-plus-yard catches (since 2007)</u> |
|-----------------------------|--|
| 1. Greg Jennings, GB | 27 |
| 2t. DeSean Jackson, PHI | 20 |
| 2t. Andre Johnson, HOU | 20 |
| 2t. Terrell Owens, CIN | 20 |

| <u>Player</u> | <u>Yards Per TD Catch (Career)</u> |
|-----------------------------|------------------------------------|
| 1. Bernard Berrian, MIN | 34.0 |
| 2. Greg Jennings, GB | 31.5 |
| 3. Santana Moss, WAS | 30.8 |

2010 HONOR ROLL



T Bryan Bulaga

All-Rookie team - *Pro Football Weekly/PFWA*

T Chad Clifton

2011 Pro Bowl selection (second career)

S Nick Collins

2011 Pro Bowl selection (third career)
Second-Team All-Pro - *The Associated Press*

K Mason Crosby

NFC Special Teams Player of the Week - Week 1 (at Philadelphia)

WR Greg Jennings

NFC Offensive Player of the Week - Week 11 (at Minnesota)
2011 Pro Bowl selection (first career)

P Tim Masthay

NFC Special Teams Player of the Week - Week 8 (at N.Y. Jets)

LB Clay Matthews

NFC Defensive Player of the Week - Week 2 (vs. Buffalo)
NFC Defensive Player of the Month - September
NFC Defensive Player of the Week - Week 9 (vs. Dallas)
Midseason All-Pro Team - *Pro Football Weekly, Sports Illustrated*
2011 Pro Bowl selection (second career)
NFL Defensive MVP - *Pro Football Weekly/PFWA*
All-Pro Team - *Pro Football Weekly*
NFL Defensive Player of the Year - *Sporting News*
NFC Defensive Player of the Year - Committee of 101
First-Team All-Pro - *The Associated Press*

NT B.J. Raji

All-Joe Team - *USA Today*

QB Aaron Rodgers

FedEx Air Player of the Week - Week 11 (at Minnesota)
NFC Offensive Player of the Week - Week 13 (vs. San Francisco)
FedEx Air Player of the Week - Week 13 (vs. San Francisco)
NFC Offensive Player of the Week - Week 16 (vs. N.Y. Giants)
NFL Offensive Player of the Month - December/January

LB Erik Walden

NFC Defensive Player of the Week - Week 17 (vs. Chicago)

CB Tramon Williams

2011 Pro Bowl selection (first career)

CB Charles Woodson

NFC Defensive Player of the Week - Week 4 (vs. Detroit)
2011 Pro Bowl selection (seventh career)
Second-Team All-Pro - *The Associated Press*

PACKERS TEAM NOTES

THE INTERCEPTORS

Leading the way when it comes to takeaways the past few seasons for Green Bay has been the defensive-back tandem of CB **Charles Woodson** and S **Nick Collins**.

- ▶ Woodson is No. 3 among all NFL players since 2008 with 18 interceptions behind only Eagles CB Asante Samuel and Ravens S Ed Reed (20 each), with Collins tied for the No. 4 position with 17 over that span.
- ▶ Collins ranks No. 2 among all NFL players (Reed, 558) with 439 interception return yards since '08, and Woodson inched closer with his 48-yard INT return for a TD vs. Detroit in Week 4. He sits in the No. 3 spot in the league, checking in with 396 INT return yards over the past three seasons.
- ▶ Collins has some work to do if he hopes to keep up with Woodson's pace of return TDs. Woodson leads the league since 2008 with six INT returns for touchdowns, with Collins tied for the No. 5 spot with three scores.
- ▶ The Packers ranked No. 2 in the NFL with 24 interceptions this season, and Green Bay's 54 interceptions over the past two seasons are the most in franchise history since the Packers recorded the same number from 1966-67.
- ▶ Woodson and Collins have helped put the Packers at or near the top of the leaderboard in all four interception categories since 2008:



- ▶ Woodson was named to his seventh Pro Bowl this season, his third straight in a Green Bay uniform.
- ▶ Woodson achieved the highest individual honor bestowed upon a defensive player, taking home *The Associated Press* Defensive Player of the Year award last season. He also was named an AP first-team All-Pro.
- ▶ His 48-yard interception return for a touchdown in the third quarter against Detroit this season in Week 4 was his eighth career with the Packers, which set a franchise record. He had been tied with Hall of Fame CB Herb Adderley (seven, 1961-69) for the team mark.
- ▶ It was also Woodson's ninth defensive TD (eight INTs, one fumble return) in a Green Bay uniform, which further extended his franchise record.

▶ The touchdown gave Woodson 10 interception returns for touchdowns in his career (two with Oakland), which moved him up in the NFL record books as he became just the third player in league history to post 10 career interception returns for touchdowns. He now trails only Rod Woodson (12) and Darren Sharper (11).

▶ Woodson has returned an INT for a touchdown in five straight seasons, all five of his years in Green Bay (2006-10), becoming the first player in NFL history to do so in five consecutive seasons.

▶ The score in Week 4 was also the third straight year that Woodson has returned an INT for a TD against Detroit. He is

the first player in NFL history to return an interception for a TD in three consecutive seasons against the same team.

- ▶ Woodson registered two sacks in 2010, his third straight season with two-plus sacks. He became only the second defensive back in franchise history to accomplish that feat, joining S LeRoy Butler (1996-98).
- ▶ In 2009, Woodson became the fourth player in NFL history since sacks became an official statistic to record at least nine interceptions and two sacks in a single season. Woodson also led the Packers with four forced fumbles.
- ▶ There's no doubt Woodson's career has undergone a revitalization since coming to Green Bay. He now has 47 career interceptions, which is tied for third among active NFL players. Of his interceptions, 30 have come in 78 games with Green Bay. In 106 games with the Raiders, he had 17.
- ▶ A look at where Woodson ranks in several categories since 2008:

Team

1. Green Bay
2. Baltimore
3. Philadelphia

Interceptions

- 76
- 67
- 63

Team

1. Green Bay
2. Baltimore
3. Arizona

INT return yardage

- 1,480
- 1,112
- 1,083

Team

1. Green Bay
2. Baltimore
- 3t. Tampa Bay, Tennessee

Interception TDs

- 12
- 10
- 8

Team

1. Arizona
2. New Orleans
3. Kansas City
4. Green Bay

INT return average

- 21.2
- 20.7
- 20.5
- 19.5

Player

- 1t. Asante Samuel, PHI
- 1t. Ed Reed, BAL

3. Charles Woodson, GB

Interceptions

- 20
- 20
- 18

Player

1. Charles Woodson, GB
- 2t. Jabari Greer, NO
- 2t. Josh Wilson, BAL

Interception TDs

- 6
- 4
- 4

Defensive Back

1. Charles Woodson, GB
2. Adrian Wilson, ARI
3. Bryan Scott, BUF

Sacks

- 7
- 6.5
- 6

Defensive Back

1. Charles Tillman, CHI
2. Oshiomogho Atogwe, STL
3. Charles Woodson, GB

Forced Fumbles

- 13
- 11
- 10

STILL GETTING THE JOB DONE

CB **Charles Woodson** enjoyed the finest season of his career in 2009, his first year in the 3-4 scheme, and continued to make his presence felt once again this season.

- ▶ Woodson finished No. 3 on the team with a career-high 105 tackles (79 solo), easily eclipsing his previous career best of 81 tackles in 2009.
- ▶ He led the Packers with a career-high five forced fumbles this season, his second straight season with four-plus. He is the only defensive back in the NFL to register four forced fumbles each of the past two seasons.
- ▶ He is the only Packers defensive back since 1994 to record four forced fumbles in a season, and he has done it twice. His five forced fumbles this season were the most by a Packer defender since LB/DE Keith McKenzie posted five in 1999.

PACKERS TEAM NOTES

SIX PACKERS SELECTED TO PRO BOWL

On Dec. 28, T **Chad Clifton**, S **Nick Collins**, WR **Greg Jennings**, LB **Clay Matthews** and CB **Charles Woodson** were named Pro Bowl selections by the National Football League. Additionally, Collins, Matthews and Woodson were named NFC starters.

► **Tramon Williams**, a first alternate, was named to the NFC squad as an injury replacement for Eagles CB Asante Samuel on Jan. 20. None of Green Bay's players will be participating in the game since the Packers advanced to the Super Bowl. **QB Aaron Rodgers** was also named a first alternate.

► The six Pro Bowl selections for the Packers are the most since they also had the same number in 2003, and it is the second time in the past three seasons that the team has had three defensive backs selected. The three defensive starters were the most for Green Bay since 1967.

► For Clifton, it marked the second Pro Bowl selection of his career (2007). The 11th-year pro started all 16 games at left tackle as part of a Green Bay offense that ranked No. 9 overall and No. 5 in passing.

► It is the third straight and third career Pro Bowl selection for Collins as he became the first Green Bay safety since LeRoy Butler (1996-98) to earn Pro Bowl recognition in three consecutive seasons. Collins finished second on the team with four interceptions and was second with 16 passes defended.

► Jennings, a second-round draft choice of the Packers in 2006, earned his first career selection. He finished No. 2 in the NFC and No. 4 in the NFL with 1,265 yards on 76 receptions (16.6 avg.), and his 12 TD catches matched his career high. His 16.6-yard receiving average ranked No. 1 in the NFC among players with 70 catches.

► Matthews earned his second career selection as he becomes the first Packer since RB John Brockington (1971-72) to earn Pro Bowl recognition in each of his first two seasons in the league. Matthews was No. 4 in the NFL with 13.5 sacks and recorded a career-high 83 tackles, two forced fumbles, an interception for a touchdown, and four passes defended.

► Williams, who was signed by the Packers to the practice squad as a free agent in November 2006, started all 16 games this season for the first time as a pro and led the team with a career-high six interceptions and a career-best 23 passes defended. He also added a career-high 63 tackles (54 solo), two fumble recoveries, a forced fumble and a sack. It was his first Pro Bowl selection.

► Woodson earned his seventh career Pro Bowl bid and third straight as a member of the Packers. He registered career highs in tackles (105) and forced fumbles (five). The five forced fumbles are the most by a Packer defender since LB/DE Keith McKenzie posted five in 1999. The 13th-year pro also registered two interceptions, one for a touchdown, two sacks and 13 passes defended.

► Other alternates included WR **Donald Driver**, LB **A.J. Hawk**, NT **B.J. Raji** and G **Josh Sitton**.



BISHOP AND HAWK MAKING PRESENCE FELT

With injuries to MLB **Nick Barnett** and nickel LB **Brandon Chillar**, BLB **A.J. Hawk** and MLB **Desmond Bishop** stepped into the role of every-down linebackers and took advantage of their opportunities.

► Hawk led the team with 134 tackles (97 solo) on the season, including six double-digit tackle games, and matched his career high with nine passes defended (2006). The 134 tackles were the second-highest total of Hawk's career behind only his 155 as a rookie in 2006.

► His 29 combined tackles in Weeks 6-7 rank second in Hawk's career for the most tackles over a two-game span, trailing only a combined 33 tackles during his rookie campaign of 2006 (Weeks 12-13).

► Hawk also finished third on the team with a career-high three interceptions. With the three INTs, Hawk was **tied for No. 1** among NFL linebackers in that category this season.

► He is the only linebacker in the league to intercept two passes in each of the past two seasons, and Hawk's five interceptions since Week 13 of 2009 lead all NFL linebackers over that span.

► Hawk has been one of the most reliable Packers defenders since coming to Green Bay in the 2006 NFL Draft. He hasn't missed a game in his career, playing in all 80 contests with 77 starts. The only non-starts came in both Minnesota games in 2009 and the 2010 opener at Philadelphia when the team opened in nickel.

► Prior to this season, most of Bishop's playing time came on special teams, a role he excelled in from 2007-09 as he led the team over that span with 49 tackles.

► After Barnett went down with a season-ending wrist injury in Week 4 vs. Detroit, Bishop has moved into the starting lineup and made an impact.

► In 12 starts, Bishop registered 120 tackles, dwarfing his previous season-high total of 27 tackles in 2008. His 121 tackles on the season (82 solo) ranked No. 2 on the team, and he led Green Bay's LBs with a career-best 10 passes defended. Bishop's 10 passes defended were the most by a Green Bay linebacker since John Anderson posted 15 in 1981.

► Bishop also posted a career-high three sacks and tied Hawk for the team lead with six double-digit tackle games.

► In the Week 7 win vs. Minnesota, Bishop made one of the game's key plays when he picked off QB Brett Favre in the third quarter and returned the interception 32 yards for a touchdown. It was the first INT and TD of the fourth-year linebacker's career, and the first INT return for a TD by a Packers LB since Barnett posted a 95-yarder vs. New Orleans on Oct. 9, 2005.

► With Hawk adding an INT of his own against the Vikings, the duo became the first Packers LB tandem to each post an INT in the same game since Barnett and **Brady Poppinga** posted picks at Miami on Oct. 22, 2006.

CLIFFY GETS TO 150

When T **Chad Clifton** lined up as the starting left tackle in Week 7 vs. Minnesota, he became just the 19th player in Packers history to appear in 150 career games in a Green Bay uniform.

► Clifton is only the sixth offensive lineman in franchise annals to hit the 150-game mark, joining Forrest Gregg (187), Larry McCarren (162), Ron Hallstrom (162), Ken Ruettgens (156) and Frank Winters (156).

► By appearing in the game at New England in Week 15, Clifton moved into sole possession of the No. 4 spot among offensive linemen by playing in his 157th career game.

► Against the division-rival Vikings in Week 7, Clifton posted one of his finer performances in recent memory, limiting Pro Bowl DE Jared Allen to just one tackle and no sacks.

► In Week 9, Clifton was matched up for much of the evening with Pro Bowl LB DeMarcus Ware, who led the NFL with 15.5 sacks on the season. Clifton limited him to just two tackles and no sacks as the line allowed just one sack of Rodgers on the night.

► In Week 16 against the Giants, Clifton limited DE Osi Umenyiora to just one assisted tackle. Umenyiora ranked No. 7 in the league with 11.5 sacks.

► Performances like those against some of the league's elite pass rushers earned Clifton a Pro Bowl selection, the second of his career (2007).

COOL UNDER FIRE

QB Aaron Rodgers was one of the most effective passers in the league in 2009 against the blitz, and that strong play continued this season.

► According to STATS, Rodgers ranked No. 1 in the league this season (min. 100 attempts) with a 104.5 passer rating against the blitz, completing 111-of-167 attempts (66.5 percent) for 1,503 yards and 11 touchdowns with five interceptions.

► Last season, Rodgers ranked No. 2 in the NFL with a 112.7 rating, just a shade below Saints QB Drew Brees' 112.9 mark. Rodgers threw for 1,699 yards and 11 TDs with three INTs on 125-of-180 passing (69.4 percent).

► Over the past two seasons, Rodgers ranks **No. 1 in the league** (min. 200 attempts) with a 108.7 passer rating vs. the blitz.

► According to STATS, the Steelers limited opposing quarterbacks to just a 71.6 passer rating when they blitzed this season (No. 7 in the NFL).

PACKERS TEAM NOTES

GETTING WHAT YOU EMPHASIZE

Green Bay's defense has been at its best this season when it has been placed in adverse situations and forced to respond.

- ▶ The Packers turned the ball over 22 times this season, but the defense showed significant improvement from last season in not allowing those giveaways to be converted into touchdowns.
- ▶ Opponents scored just 39 points (six field goals, three TDs) following the 22 takeaways this season, an average of 1.77 points per giveaway. That average ranks No. 4 in the NFL, and the Packers' three TDs off of giveaways were tied for No. 2 in the NFL.
- ▶ The Packers' average of 1.77 points off of giveaways was the best mark by Green Bay since 1.70 in 2000. The defense allowed five TDs after giveaways that season.
- ▶ Green Bay had not given up a touchdown all season off a turnover until the Falcons drove for a score following QB **Aaron Rodgers'** fumble in Week 12 at Atlanta.
- ▶ The defense didn't get a chance to keep the Patriots out of the end zone after QB **Matt Flynn's** third-quarter interception at New England, as CB Kyle Arrington returned it 36 yards for a touchdown.
- ▶ According to STATS, the three TDs allowed were the fewest given up by Green Bay since the statistic began to be recorded in 1995.
- ▶ Although the Packers led the league in 2009 with 16 giveaways, a franchise record for fewest in a season, opponents were able to convert those turnovers into 70 points. That average of 4.38 points allowed per giveaway was the highest in the NFL.
- ▶ Another aspect of the defense that the Packers made strides in this season was limiting opponents when they get inside the 20-yard line, an area of emphasis after some struggles in 2009.
- ▶ In 2009, the Packers ranked No. 28 in the league in red-zone defense, allowing opponents to score touchdowns on 60.9 percent of trips inside the 20.
- ▶ The Packers jumped 16 places in the league rankings in 2010, finishing No. 12 in the NFL in red-zone defense. Green Bay allowed its opponents to get into the end zone 48.4 percent of the time (15 TDs on 31 opportunities).
- ▶ That marked the best red-zone performance by the defense during Head Coach **Mike McCarthy's** tenure, topping the mark of 48.8 in 2007. It was also the best red-zone percentage by the Packers since 2003 (39.1).
- ▶ Green Bay gave up an average of 4.45 points per opponent red-zone trip this season, which ranked No. 12 in the NFL. The Packers ranked No. 21 in the league (4.72) in the category in 2009.



MAKING PLAYS ANOTHER WAY

While QB **Aaron Rodgers** continued to rank among the league's top passers again in 2010, it wasn't the only aspect of his game on display.

- ▶ Rodgers ranked No. 3 among NFL QBs this season despite missing one game with a career-high 356 rushing yards on 64 attempts (5.6 avg.), trailing only Philadelphia's Michael Vick (676) and Tampa Bay's Josh Freeman (374).
- ▶ Rodgers ranked tied for second among QBs in 10-yard runs (16) and was No. 4 in rushing TDs (four).
- ▶ He picked up 113 yards on 17 third-down carries this season (6.6 avg.), with six of them going for first downs (35.3 percent).
- ▶ Rodgers went over the 300-yard mark for the season in the Week 14 contest at Detroit to become the first Packers quarterback since Tobin Rote (1954-56) to record back-to-back 300-yard rushing seasons.
- ▶ Rodgers posted his fourth rushing TD of the season at Atlanta in Week 12, making him just the second QB in franchise annals to record four-plus rushing TDs in three straight seasons (Rote, 1954-56).
- ▶ His 51 rushing yards on 12 carries against the Falcons in Week 12 was just a yard shy of his career high, a 52-yard outing vs. Minnesota last

season (Nov. 1, 2009). He is one of only five quarterbacks to post 50 rushing yards in a game this season.

- ▶ Rodgers is the first NFL quarterback to post four-plus rushing TDs in three consecutive seasons since Minnesota's Daunte Culpepper (2000-03) posted that number in four straight seasons.
- ▶ Rodgers' three rushing TDs over the past two postseasons are the most by any quarterback in the NFL.
- ▶ Since 2009, Rodgers ranks No. 2 among QBs in rushing yards (672), No. 2 in rushing TDs (nine), and No. 1 in 10-yard runs (30).
- ▶ Of his 122 rushing attempts since 2009, nearly a quarter (30) have been for 10 or more yards. He posted a 10-yard run in 11 of 15 starts this season, and in 22 of his last 31 contests.
- ▶ In 2009, Rodgers finished second among all NFL quarterbacks (David Garrard, 323) with 316 rushing yards, the most by a Green Bay QB since Don Majkowski posted 358 yards on the ground in 1989.
- ▶ Rodgers also led all NFL signal-callers with five rushing touchdowns in '09, the most by a Packers QB since Majkowski's five in '89.

FINDING A RHYTHM

No quarterback was more efficient than **Aaron Rodgers** on third down last season, and after a slow start in 2010, he picked up his play in that area.

- ▶ Over the final seven games (missed Week 15 at New England), Rodgers was No. 2 in the NFL with a 133.7 passer rating on third down, trailing only New England QB Tom Brady (136.3) over that span.
- ▶ That came on the heels of a 65.7 passer rating for Rodgers on third down in the first eight games, as he connected on just 38-of-73 passes (52.1 percent) for five TDs with five INTs, and an average of 6.22 yards per attempt.
- ▶ Since Week 9, Rodgers saw his yards per attempt on third down jump up to 8.90, good for No. 4 in the NFL over that span. He finished the season with a third-down passer rating of 94.0 (No. 6 among QBs with 100-plus attempts).
- ▶ Rodgers was tied for No. 2 in the NFL behind only Brady (eight) for the most 25-yard passes on third down since Week 9 with six, despite playing in only seven games to Brady's nine. Rodgers connected on just two 25-yard passes on third down in the opening eight contests.
- ▶ He was a perfect 10-for-10 on third down in the Divisional playoff win at Atlanta for 151 yards and a 118.8 passer rating.
- ▶ Last season, Rodgers ranked No. 1 in the NFL in passer rating on third down at 133.5. No other quarterback in the league threw for as many yards (1,710) or touchdowns (14) on third down as Rodgers, and his passer rating was the best in the NFL since Kurt Warner's 137.3 rating in 1999 with St. Louis.
- ▶ Rodgers ranks No. 1 among all NFL quarterbacks with a 116.0 passer rating on third down since 2009, throwing 25 TDs to just five INTs.

COACH LOCATIONS

- ▶ **Coaches' Box:** Dom Capers (defensive coordinator), Jerry Fontenot (asst. offensive line), Scott McCurley (defensive quality control), Curtis Fuller (administrator), Joe Philbin (offensive coordinator), John Rushing (offensive quality control), and Joe Whitt Jr. (secondary - cornerbacks).
- ▶ **Sideline:** Edgar Bennett (running backs), James Campen (offensive line), Tom Clements (quarterbacks), Mike Eays (research and development), Chad Morton (special teams asst.), Kevin Greene (outside linebackers), Ben McAdoo (tight ends), Winston Moss (inside linebackers/asst. head coach), Darren Perry (secondary - safeties), Jimmy Robinson (wide receivers), Shawn Slocum (special teams coordinator) and Mike Trgovac (defensive line).

NFC CHAMPIONSHIP GAME REVIEW - PACKERS 21, BEARS 14

PLAYOFF RUN CULMINATES IN NFC TITLE






It took until the final 20 seconds of the regular season for the Green Bay Packers to get into the playoffs, but once they got in, there was no stopping them.

- ▶ The Packers completed perhaps the most impressive playoff run in their illustrious history with a 21-14 victory over the Chicago Bears on Sunday at Soldier Field to capture the NFC Championship. The No. 6-seeded Packers knocked off No. 3 Philadelphia, No. 1 Atlanta and then No. 2 Chicago, all on the road, to earn the franchise's fifth Super Bowl berth and a shot at the organization's 13th world championship.
- ▶ "It's a tough road, man, but we just always believed in ourselves if we had the opportunity to get in the playoffs, that it didn't matter what road, which way we had to go, we felt confident we could get it done," veteran cornerback **Charles Woodson** said. "Three tough games, three tough places."
- ▶ Plus some history to boot. The Packers became the first No. 6 seed in the NFC to reach the Super Bowl, and the second NFC team to win three road games to get there, following the 2007 New York Giants, who stunned the Packers at Lambeau Field in this same game three years ago.
- ▶ "We took the toughest route that you can possibly take," defensive end **Cullen Jenkins** said. "We know we definitely earned this."
- ▶ The Packers are the second No. 6 seed in league history to reach the Super Bowl, following the 2005 Pittsburgh Steelers. It's those Steelers – winners over the New York Jets in the AFC Championship – who now stand in Green Bay's way in Super Bowl XLV, which will be decided on Sunday, Feb. 6, at Cowboys Stadium in Dallas.
- ▶ When that arrives after the next two weeks of hype and discussion, it will mark the Packers' sixth straight game with virtually everything on the line. The Packers needed two wins in their final two regular-season games just to qualify for the playoffs, a bid that wasn't sealed until safety **Nick Collins'** interception against these same Bears in the final 20 seconds of the regular-season finale.
- ▶ Now, combined with this playoff run, that's five straight victories, all with the season in the balance, and all against teams with double-digit victory totals. It's hard to imagine the chore being any more difficult, or any more satisfying to complete.
- ▶ "Now we have the opportunity to achieve greatness, and that is winning the Super Bowl down in Dallas," Head Coach **Mike McCarthy** said. "Bring the Lombardi trophy back home. We never doubted that throughout the season."
- ▶ "This was the path that was chosen for us, and I think it's really shaped a hell of a football team."
- ▶ A team that, for the third time in these last five games, took things right down to the wire and used an interception on defense to seal it. After Collins' big play three weeks ago, there was **Tramon Williams'** interception of Michael Vick in the end zone in the final minute in Philadelphia, and on Sunday it was **Sam Shields'** turn.
- ▶ The undrafted rookie cornerback picked off Chicago's third-string quarterback, Caleb Hanie, at the Green Bay 12-yard line – his second interception on the day – with less than a minute left to preserve a victory that in all honesty shouldn't have been so tense.
- ▶ The Packers led the game throughout, beginning with an opening 84-yard touchdown drive, capped by quarterback **Aaron Rodgers'** play-action bootleg run around left end for a 1-yard score. Rodgers was 4-of-4 passing for 76 yards on the march, with WR **Greg Jennings** catching two for 48 yards on his way to an eight-reception, 130-yard day.
- ▶ Moments later, Green Bay's punt team pinned Chicago at its own 2, the first of five times punter **Tim Masthay** helped plant the Bears inside their own 20. The defense got a quick stop, the offense took advantage of the good field position at the Chicago 44, and five plays later running back **James Starks** (22 carries, 74 yards) dove over from 4 yards out for a 14-0 edge early in the second quarter.
- ▶ But then the Packers started squandering their chances to pull away. Starks was stopped on third-and-1 from the Chicago 36, and one possession later, Rodgers' first-down pass to **Donald Driver** at the Chicago 41 bounced off his leg and into the arms of linebacker Lance Briggs' for an interception.
- ▶ Shields made sure the Bears didn't capitalize by rising up to snare quarterback Jay Cutler's deep throw to Johnny Knox with 32 seconds left in the first half, but the 14-0 halftime lead felt like it should have been more.
- ▶ "We felt we had them on the ropes there for a while," McCarthy said. "We just couldn't get the game to a three-score game."
- ▶ The most costly miscue came early in the third quarter, when Rodgers engineered an impressive 77-yard drive from his own 17 to the Chicago

- 6. But on third-and-goal, and under pressure, Rodgers tried to force a throw into coverage that linebacker Brian Urlacher picked off. Even with a sack there, it's still a short field goal for a 17-point lead, but instead the Bears stayed within two touchdowns.
- ▶ "It's a real bad play by me," Rodgers said. "We could have gone up by three scores right there."
- ▶ Fortunately, Rodgers kept his wits about him and took off in pursuit of Urlacher, who returned the interception 39 yards out to the 45. Rodgers' sliding tackle in the open field was the only thing that kept him from going 94 yards to paydirt and perhaps turning the entire game around.
- ▶ Rodgers said he and backup quarterback **Matt Flynn**, who threw a pick-six in the New England game in Week 15, have had some good laughs watching each other flail helplessly trying to tackle defensive players, but this one was no laughing matter.
- ▶ "It was a terrible throw," Rodgers said. "Once I threw it, I started sprinting, and I was hopeful that I was able to at least catch up to him."
- ▶ "I don't get paid to tackle, but that was probably one of my better plays of the day."
- ▶ Truthfully, Rodgers had plenty of good plays in completing 17-of-30 for 244 yards and adding 39 yards rushing, and even with a 55.4 rating he was outplaying Cutler and his backup, Todd Collins, who came in early in the third quarter when Cutler (6-of-14, 80 yards, 1 INT, 31.8 rating) left with a knee injury.
- ▶ But after two futile series from Collins (0-for-4), the Bears turned it over to the third-stringer Hanie late in the third quarter and he gave them a spark. His 32-yard pass to Knox down to the 1 set up Chester Taylor's TD run to make it 14-7 with 12:02 left, and a game was afoot.
- ▶ Again, the Packers had chances to extend the lead but failed, as two passes to tight ends on third-and-shorts in Chicago territory fell incomplete. The defense, though, provided some breathing room.
- ▶ With Chicago facing third-and-5 from their own 15, Hanie didn't see nose tackle **B.J. Raji** drop off the line into coverage, and his short pass to running back Matt Forte (70 yards rushing, 90 receiving) went right into the 337-pound defender's mitts. He strolled in from 18 yards out for the touchdown and a 21-7 lead with 6:02 left, setting off a bit of a celebration on the Green Bay sideline.
- ▶ "That was a huge play of the game for us, and could definitely be classified as a game-winner," McCarthy said.
- ▶ Only it wasn't, because Hanie came right back to drive the Bears 60 yards for a touchdown in just 1 minute, 21 seconds, hitting Earl Bennett for a 35-yard score with 4:43 to go. After the Packers went three-and-out, giving them a measly three first downs (two by penalty) on four possessions following the Urlacher interception, the Bears had one more shot from their own 29 with 2:53 left.
- ▶ Hanie (13-of-20, 153 yards, 1 TD, 2 INT, 65.2 rating) got the Bears to a third-and-3 from the Green Bay 27 with 1:15 left, but an end-around handoff to Bennett was stopped by linebacker **Desmond Bishop** for a 2-yard loss. Then on fourth-and-5, Hanie tried to go deep to Knox, and Shields was there to finally end the drama.
- ▶ It was the typical nerve-racking finish for this team, but to a man the players believed in the defense, which has stood tall all year. Driver admitted he was "a little on pins and needles," but Collins said the unit was determined to "stay poised."
- ▶ "With the secondary we have, the way guys are playing right now, it's always a matter of time before any one of us makes a play," Williams said. "That's the way we feel about anything. We may bend a little bit, but with the players on this field, a play is going to be made some way, somehow."
- ▶ Added defensive coordinator **Dom Capers**: "To win big games like this, it comes down – and I've said this many times before – to two or three or four plays a game, and we were fortunate to make those plays."
- ▶ Those plays are now sending the Packers to the Super Bowl. To these guys, it's not just that they've made it this far, but how they did it – overcoming numerous injuries, a 3-3 start and a two-game losing streak in December that nearly derailed all their hopes.
- ▶ "It's unbelievable, man, especially with the things we've been through this year," said defensive end **Ryan Pickett**, invoking some 'team of destiny' thoughts. "For us to stick together, and come out and play the way we've been playing, it's unreal, man. We deserve it. We're supposed to be here. We feel like that now. We're supposed to be in the Super Bowl."
- ▶ With a chance to add their own chapter to this franchise's decorated history, a chapter that began with Super Bowl talk way back in training camp.
- ▶ "Guys believed then, guys believe now," Driver said. "We just have to win it all."

PACKERS TEAM NOTES

2010 OPPONENTS

| | Record | NFL Rank | |
|---|--------|----------|---------|
| | | Offense | Defense |
|  at Atlanta Falcons.....(13-3) | (13-3) | 16 | 16 |
|  Buffalo Bills.....(4-12) | (4-12) | 25 | 24 |
|  Chicago Bears.....(11-5) | (11-5) | 30 | 9 |
|  Dallas Cowboys.....(6-10) | (6-10) | 7 | 23 |
|  Detroit Lions.....(6-10) | (6-10) | 17 | 21 |
|  Miami Dolphins.....(7-9) | (7-9) | 21 | 6 |
|  Minnesota Vikings.....(6-10) | (6-10) | 23 | 8 |
|  at New England Patriots....(14-2) | (14-2) | 8 | 25 |
|  New York Giants.....(10-6) | (10-6) | 5 | 7 |
|  at New York Jets.....(11-5) | (11-5) | 11 | 3 |
|  at Philadelphia Eagles.....(10-6) | (10-6) | 2 | 12 |
|  San Francisco 49ers...(6-10) | (6-10) | 24 | 13 |
|  at Washington Redskins...(6-10) | (6-10) | 18 | 31 |

TOP 10 YET AGAIN

Green Bay's offense registered a season-high 515 yards against the N.Y. Giants in Week 16, its fourth 400-yard game in the second half of the season after posting just one in the first eight contests.

- ▶ With an average of 358.1 yards per game, Green Bay checked in at No. 9 in the team offensive rankings for 2010. The Packers have had a top-10 offense all five seasons under Head Coach **Mike McCarthy**.
- ▶ That included the No. 5 passing offense at 257.8 yards per contest, following up an average of 261.3 net passing yards per game in 2009. It is the **first time in franchise history** that the Packers have averaged 250.0 net passing yards in back-to-back seasons.
- ▶ Since 2006, New Orleans is the only other NFL team to have ranked in the top 10 each of the last five seasons. The Packers' average of 360.0 yards per game since '06 ranks No. 6 in the NFL.
- ▶ Last season, the Packers averaged 379.1 yards per contest, its top average under McCarthy as they checked in at No. 6 in the NFL.
- ▶ In 2008, the Packers finished No. 8 overall with an average of 351.1 yards per contest. The unit finished No. 2 in 2007 (370.7 yards per game) and No. 9 in 2006 (341.1) under McCarthy.
- ▶ McCarthy spent six seasons as an offensive coordinator and play caller prior to his arrival in Green Bay (New Orleans 2000-04, San Francisco 2005). Twice the Saints ranked among the NFL's top 10 offenses.

DUAL THREAT

Fifth-year RB **John Kuhn** has been given more opportunities this season as a rusher and as a pass-catcher after working at fullback in the past, and over a two-game span late in the season, he was especially productive.

- ▶ In Green Bay's games at New England in Week 15 and vs. the N.Y. Giants in Week 16, Kuhn scored four TDs (two rushing, two receiving), the most total touchdowns of any player in the NFL over that span.
- ▶ Kuhn posted one of the finest performances of his career against the Giants, recording a career-best two rushing TDs and a receiving TD on just eight touches from scrimmage in Green Bay's 45-17 victory.
- ▶ The three-TD outing earned Kuhn a game ball, but he wasn't done there. He also earned one for his special-teams efforts as he recorded a career-high four tackles, three on kickoff coverage.
- ▶ The career day came on the heels of a strong showing at New England the previous week as Kuhn registered 48 yards from scrimmage with 21 rushing yards on six carries and three receptions for 27 yards and a TD.
- ▶ Kuhn posted career highs this season in every offensive category, registering 281 rushing yards and four TDs on 84 attempts (3.3 avg.) and 97 receiving yards and two TDs on 15 receptions (6.5 avg). He was the only player on the team with at least two rushing TDs and two receiving scores. Of his 84 rushing attempts, 25 went for first downs (29.8 percent).
- ▶ He was effective on third down, picking up 57 yards on 15 carries (3.8 avg.) on the season, with 12 of those attempts going for first downs. That 80.0 first-down percentage ranks No. 2 in the NFL (min. 10 attempts) behind only Miami FB Lousaka Polite (12-of-14, 85.7). Kuhn was also 9-of-10 (90.0 percent) on third-and-1.
- ▶ In Green Bay's 48-21 win at Atlanta on Jan. 15, Kuhn became the **first Packer to score on a rushing TD and a receiving TD in a postseason game** since WR James Lofton (at Dallas, Jan. 16, 1983).

A STABILIZING FORCE

With injuries along the defensive line this season, second-year NT **B.J. Raji** was called upon to step up his play and his snap count.

- ▶ Raji **led all NFL nose tackles** with 6.5 sacks in 2010, including four in the final five games. That included a career-high two-sack performance at New England in Week 15.
- ▶ According to STATS, Raji's 6.5 sacks were the most by an NFL nose tackle since Minnesota's Ken Clarke registered seven in 1990.
- ▶ After playing in 14 games with one start as a rookie last season, Raji was the only Green Bay defensive lineman to open every game in 2010. His career-high 66 tackles (36 solo) led the line.
- ▶ A Pro Bowl alternate, Raji was named to *USA Today's* All-Joe Team, which honors unheralded players in the league.
- ▶ Raji recorded the first playoff sack of his career on Jan. 15 when he brought down former college teammate Matt Ryan for a 9-yard loss.
- ▶ With an 18-yard interception return for a touchdown in the NFC Championship Game at Chicago, Raji became the first defensive lineman to post an INT for a score in franchise playoff history.

PACKERS TEAM NOTES

YOUTH IS SERVED

Whenever injuries occur, it is a chance for other players on the roster to show what they are capable of in an expanded role. For Green Bay this season, many of those opportunities went to younger players.

- ▶ Six Green Bay rookies started a game in 2010, the most since the Packers had the same number start at least one game in 2007.
- ▶ T **Bryan Bulaga**, the team's first-round pick out of Iowa who worked at LT and LG all preseason, started the final 12 games at RT in place of injured veteran **Mark Tauscher**, who was placed on IR.
- ▶ LB **Frank Zombo**, a non-drafted free agent from Central Michigan, played in the first 13 games with eight starts before sustaining a knee injury. He led all Green Bay rookies and ranked No. 6 on the team with 67 tackles (44 solo) and a forced fumble.
- ▶ TE **Andrew Quarless** started his first career game vs. Detroit in Week 4 and factored more prominently in the offense with starting TE **Jermichael Finley** (knee) lost for the season. Quarless' 62 yards receiving in Week 14 at Detroit were the most by a Packers rookie TE since Ron Kramer recorded 68 yards at Detroit on Nov. 27, 1958. Quarless posted 238 receiving yards on 21 catches (11.3 avg.) this season.
- ▶ RB **James Starks** made his pro debut vs. the 49ers in Week 13 after spending the first nine games of the season on the PUP list with a hamstring injury, and rushed for 73 yards on 18 carries (4.1 avg.). That yardage total was the most by a rookie Packers RB in his first game since Ralph Earhart posted 78 yards in his debut at Boston on Sept. 17, 1948.
- ▶ DE **C.J. Wilson**, a seventh-round selection from East Carolina, started for the first time in his career in Week 6 vs. Miami in place of an injured **Ryan Pickett**, and posted four tackles. He saw some time over the final 11 games, recording 21 tackles (12 solo) on the season. Wilson registered his first career sack in Week 9 against Dallas, bringing down QB Jon Kitna on the final play of the game.
- ▶ S **Morgan Burnett**, a third-round pick out of Georgia Tech, became only the second Packers rookie safety to start on opening day since 1988. He opened the first four games, posting 15 tackles and an interception, before sustaining a season-ending knee injury in Week 4.
- ▶ Burnett was joined in the starting lineup in Week 1 by nickel CB **Sam Shields**, a non-drafted rookie out of Miami. It was the first time since the 1970 merger that the Packers started two rookie DBs on opening day. Shields had 27 tackles, nine passes defensed and two interceptions in 14 games played with six starts as the Packers' nickel corner. His two INTs were the most by a Packers rookie since S Aaron Rouse had two in 2007.



STEPPING IN AND STEPPING UP

Third-year QB **Matt Flynn** made his first career NFL start in one of the toughest environments in the league in Week 15 in place of an injured **Aaron Rodgers**.

- ▶ Facing the 11-2 New England Patriots, who entered the game with a league-high 15-game winning streak at Gillette Stadium, Flynn completed 24-of-37 passes for 251 yards and three touchdowns with one interception for a 100.2 passer rating in Green Bay's 31-27 loss.
- ▶ According to the Elias Sports Bureau, Flynn's 100.2 passer rating was the **highest by an NFL quarterback** making his first career start against a team with a 10-2 record or better since the 1970 AFL-NFL merger.
- ▶ Flynn also became the first Packers QB to throw three touchdown passes in his first career start since Anthony Dilweg threw for three TDs vs. the Los Angeles Rams on Sept. 9, 1990, at Lambeau Field.
- ▶ Flynn's first touchdown pass of the game, which was also the first of his career, was a 66-yard completion to WR **James Jones** in the second quarter. That is the longest TD pass by an NFL quarterback in his first start since the Eagles' Kevin Kolb threw a 71-yard TD pass last season in Week 2 vs. New Orleans.

▶ It was the first time the Packers started a QB other than Rodgers or Brett Favre since Sept. 20, 1992, when Don Majkowski got the opening nod against Cincinnati at Lambeau Field.

OUT OF THE BREAK

The opening drive of either half can help set the tone, and the Packers were effective on both sides of the ball coming out of halftime.

- ▶ The Packers were tied for No. 7 in the NFL with 37 points on their first possession of the second half, which topped their mark of 20 points on opening second-half drives last season (No. 20).
- ▶ The high mark under **Mike McCarthy** came in 2007, when Green Bay tied for No. 3 in the league with 50 points on opening second-half drives.
- ▶ The Packers did not score a touchdown on the first drive of the second half all of 2008, part of a 34-game span without a TD on the first possession after halftime that started late in 2007 and ran all the way until Week 16 vs. Seattle last season.
- ▶ Green Bay's defense did its part as well to start the second half, allowing just six points all season. That ranked No. 1 in the NFL and, according to STATS, was the best mark by the Packers since the statistic began to be recorded in 1995.
- ▶ The defense posted five takeaways (three INTs, two fumbles) on the opening drive of the second half, which was tied for No. 2 in the NFL behind only Atlanta (six).
- ▶ Last year the Packers gave up 31 points on opening second-half drives, which ranked No. 18 in the NFL.

2011 OPPONENTS SET

The Packers' 2011 schedule includes five games against 2010 playoff teams. Two of those games (Chicago, New Orleans) will be at Lambeau Field, while three (Chicago, Atlanta, Kansas City) will come on the road.

- ▶ Including its six games against division opponents, Green Bay also will play two opponents, Atlanta and the N.Y. Giants, that it faced in 2010.
- ▶ The Packers will play the four teams from the AFC West for the first time since 2007 while also playing the teams from the NFC South for the second time in the past four seasons (2008).
- ▶ A closer look at the 2010 opponents:

| Home Games | '10 Record | Last Overall Meeting/Result | Last Lambeau Field Meeting/Result |
|---------------|--------------|-----------------------------|-----------------------------------|
| Chicago | 11-5 | 12/31/10, W, 10-3 | 12/31/10, W, 10-3 |
| Denver | 4-12 | 10/29/07, W, 19-13* | 12/28/03, W, 31-3 |
| Detroit | 6-10 | 12/12/10, L, 3-7 | 10/3/2010, W, 28-26 |
| Minnesota | 6-10 | 11/21/10, W, 31-3 | 10/24/10, W, 28-24 |
| New Orleans | 11-5 | 11/24/08, L, 29-51 | 9/17/06, L, 27-34 |
| Oakland | 8-8 | 12/9/07, W, 38-7 | 12/9/07, W, 38-7 |
| St. Louis | 7-9 | 9/27/09, W, 36-17 | 10/8/06, L, 20-23 |
| Tampa Bay | 10-6 | 11/8/09, L, 28-38 | 9/25/05, L, 16-17 |
| Totals | 63-65 | (492) | |

* - overtime

| Road Games | '10 Record | Last Overall Meeting/Result | Last Meeting at Site/Result |
|----------------|----------------|-----------------------------|-----------------------------|
| Atlanta | 13-3 | 11/28/10, L, 17-20 | 11/28/10, L, 17-20 |
| Carolina | 2-14 | 11/30/08, L, 31-35 | 10/3/05, L, 29-32 |
| Chicago | 11-5 | 12/31/10, W, 10-3 | 9/27/10, L, 17-20 |
| Detroit | 6-10 | 12/12/10, L, 3-7 | 12/12/10, L, 3-7 |
| Kansas City | 10-6 | 11/4/07, W, 33-22 | 11/4/07, W, 33-22 |
| Minnesota | 6-10 | 10/24/10, W, 28-24 | 11/21/10, W, 31-3 |
| N.Y. Giants | 10-6 | 12/26/10, W, 45-17 | 9/16/07, W, 35-13 |
| San Diego | 9-7 | 9/23/07, W, 31-24 | 12/14/03, W, 38-21 |
| Totals | 67-61 | (523) | |
| Overall | 130-126 | (508) | |

PLAYOFFS PARTICIPATION

| Player | Career | | Green Bay | | Player | Career | | Green Bay | |
|-----------------|--------|----|-----------|----|-------------------|------------|------------|------------|------------|
| | GP | GS | GP | GS | | GP | GS | GP | GS |
| Atari Bigby | 4 | 3 | 4 | 3 | B.J. Raji | 4 | 3 | 4 | 3 |
| Desmond Bishop | 5 | 3 | 5 | 3 | Aaron Rodgers | 5 | 4 | 5 | 4 |
| Diyral Briggs | 3 | 0 | 3 | 0 | Sam Shields | 3 | 2 | 3 | 2 |
| Bryan Bulaga | 3 | 3 | 3 | 3 | Josh Sitton | 4 | 4 | 4 | 4 |
| Jarrett Bush | 6 | 1 | 6 | 1 | Jason Spitz | 5 | 2 | 5 | 2 |
| Chad Clifford | 11 | 11 | 11 | 11 | James Starks | 3 | 3 | 3 | 3 |
| Daryn Colledge | 6 | 6 | 6 | 6 | Brett Swain | 3 | 0 | 3 | 0 |
| Nick Collins | 6 | 6 | 6 | 6 | Brandon Underwood | 4 | 0 | 4 | 0 |
| Tom Crabtree | 4 | 0 | 4 | 0 | Erik Walden | 4 | 3 | 3 | 3 |
| Mason Crosby | 5 | 0 | 5 | 0 | Scott Wells | 7 | 6 | 7 | 6 |
| Donald Driver | 12 | 9 | 12 | 9 | Matt Wilhelm | 10 | 2 | 3 | 0 |
| Matt Flynn | 1 | 0 | 1 | 0 | Tramon Williams | 6 | 4 | 6 | 4 |
| Robert Francois | 3 | 0 | 3 | 0 | C.J. Wilson | 3 | 0 | 3 | 0 |
| Brett Goode | 4 | 0 | 4 | 0 | Charles Woodson | 13 | 12 | 6 | 5 |
| Howard Green | 6 | 0 | 2 | 0 | Jarius Wynn | 3 | 0 | 3 | 0 |
| Korey Hall | 4 | 2 | 4 | 2 | Totals | 244 | 127 | 219 | 115 |
| A.J. Hawk | 6 | 5 | 6 | 5 | | | | | |
| Brandon Jackson | 6 | 0 | 6 | 0 | | | | | |
| Cullen Jenkins | 7 | 3 | 7 | 3 | | | | | |
| Greg Jennings | 6 | 4 | 6 | 4 | | | | | |
| Quinn Johnson | 3 | 2 | 3 | 2 | | | | | |
| James Jones | 6 | 0 | 6 | 0 | | | | | |
| John Kuhn | 6 | 2 | 6 | 2 | | | | | |
| T.J. Lang | 4 | 0 | 4 | 0 | | | | | |
| Donald Lee | 6 | 5 | 6 | 5 | | | | | |
| Pat Lee | 2 | 0 | 2 | 0 | | | | | |
| Tim Masthay | 3 | 0 | 3 | 0 | | | | | |
| Clay Matthews | 4 | 4 | 4 | 4 | | | | | |
| Dimitri Nance | 1 | 0 | 1 | 0 | | | | | |
| Jordy Nelson | 4 | 2 | 4 | 2 | | | | | |
| Charlie Peprah | 5 | 2 | 5 | 2 | | | | | |
| Ryan Pickett | 12 | 8 | 6 | 5 | | | | | |
| Andrew Quarless | 3 | 1 | 3 | 1 | | | | | |

| Coach | Games | |
|----------------|------------|-----------|
| | Career | Green Bay |
| Mike McCarthy | 14 | 6 |
| Winston Moss | 8 | 6 |
| Dom Capers | 15 | 4 |
| Joe Philbin | 9 | 9 |
| Edgar Bennett | 6 | 6 |
| James Campen | 7 | 7 |
| Tom Clements | 8 | 6 |
| Jerry Fontenot | 6 | 6 |
| Ben McAdoo | 6 | 6 |
| Darren Perry | 10 | 4 |
| Jimmy Robinson | 16 | 6 |
| Shawn Slocum | 6 | 6 |
| Mike Trgovac | 15 | 4 |
| Totals | 126 | 76 |

PACKERS AMONG BEST IN POSTSEASON

In the midst of their 13th playoff appearance in the last 18 years, including two trips to the Super Bowl in the 1990s, the Packers own the best postseason winning percentage in National Football League history. They have won 28 of 44 playoff games since their first-ever postseason contest — the 1936 NFL championship, a 21-6 victory over the Boston Redskins. The standings:

| Franchise | W | L | Pct | Pts | Opp |
|--------------------------|-----------|-----------|-------------|--------------|------------|
| Green Bay Packers | 28 | 16 | .636 | 1,085 | 868 |
| Pittsburgh Steelers | 33 | 19 | .635 | 1,235 | 1,063 |
| Baltimore Ravens | 9 | 6 | .600 | 292 | 202 |
| Carolina Panthers | 6 | 4 | .600 | 219 | 203 |
| San Francisco 49ers | 25 | 17 | .595 | 1,044 | 853 |
| *New England Patriots | 21 | 15 | .583 | 765 | 727 |
| *Oakland Raiders | 25 | 18 | .581 | 1,028 | 797 |
| *Washington Redskins | 23 | 17 | .575 | 819 | 707 |
| Dallas Cowboys | 33 | 25 | .569 | 1,355 | 1,098 |
| Denver Broncos | 17 | 15 | .531 | 694 | 794 |
| Miami Dolphins | 20 | 20 | .500 | 789 | 875 |
| *Indianapolis Colts | 19 | 20 | .487 | 785 | 796 |
| Philadelphia Eagles | 19 | 20 | .487 | 757 | 720 |
| Chicago Bears | 17 | 18 | .486 | 751 | 726 |
| Buffalo Bills | 14 | 15 | .483 | 681 | 658 |
| New York Jets | 12 | 13 | .480 | 510 | 508 |
| *Arizona Cardinals | 6 | 7 | .462 | 305 | 361 |
| Jacksonville Jaguars | 5 | 6 | .455 | 262 | 288 |
| New York Giants | 20 | 24 | .455 | 763 | 833 |
| *St. Louis Rams | 19 | 24 | .442 | 770 | 944 |
| *Tennessee Titans | 14 | 19 | .424 | 579 | 762 |
| Minnesota Vikings | 19 | 26 | .422 | 900 | 1,017 |
| Seattle Seahawks | 8 | 11 | .421 | 421 | 438 |
| New Orleans Saints | 5 | 7 | .417 | 287 | 348 |
| Detroit Lions | 7 | 10 | .412 | 365 | 404 |
| Tampa Bay Buccaneers | 6 | 9 | .400 | 230 | 279 |
| *San Diego Chargers | 10 | 16 | .385 | 488 | 592 |
| *Kansas City Chiefs | 8 | 13 | .381 | 340 | 445 |
| Atlanta Falcons | 6 | 10 | .375 | 343 | 408 |
| Cincinnati Bengals | 5 | 9 | .357 | 277 | 312 |
| Cleveland Browns | 11 | 20 | .355 | 629 | 728 |
| Houston Texans | - | - | - | - | - |

* — **Arizona** totals include two games when franchise was in Chicago (won 28-21, lost 7-0) and three games when franchise was in St. Louis (lost 30-14, lost 35-23, lost 41-16); **Indianapolis** totals include 15 games when franchise was in Baltimore (won 8, lost 7, 264 points scored, 262 points allowed); **Kansas City** totals include one game while franchise was Dallas Texans (won 20-17); **New England** totals include two games when franchise was in Boston (won 26-8, lost 51-10); **Oakland** totals include 12 games when franchise was in Los Angeles (won 6, lost 6, 268 points scored, 224 points allowed); **St. Louis Rams** totals include one game when franchise was in Cleveland (won 15-14) and 32 games played when franchise was in Los Angeles (won 12, lost 20, 486 points scored, 683 points allowed); **San Diego** totals include one game when franchise was in Los Angeles (lost 24-16); **Tennessee** totals include 22 games when franchise was in Houston and known as the Oilers (won 9, lost 13, 371 points scored, 533 points allowed); **Washington** totals include one game when franchise was in Boston (lost 21-6).

STREAKS & MILESTONES - REGULAR SEASON

76 CHAD CLIFTON

- ▶ Has played in 159 career games, including 154 starts. By appearing in the Week 7 game vs. Minnesota, became the 19th player and sixth offensive lineman in team history to play 150 career games in a Green Bay uniform.
- ▶ Has started 122 of the last 128 games since returning from a serious pelvic injury that ended his 2002 season.

36 NICK COLLINS

- ▶ In 2009, became the first Packers player to record an interception in four consecutive games (Weeks 11-14) since 1961 (John Symank).
- ▶ With 17 interceptions since 2008, is tied for No. 2 among NFL safeties behind only Ravens S Ed Reed (20).
- ▶ Ranks second (Reed, 558) among all NFL players with 439 interception return yards since 2008.
- ▶ With four interception returns for scores in his career, matches No. 5 Johnny (Blood) McNally on Green Bay's all-time career list. With another, would match No. 3 Bobby Dillon and Darren Sharper, each of whom returned five.

2 MASON CROSBY

- ▶ His 505 career points (2006-2010) rank No. 2 in NFL history for the most points scored by a player in his first four seasons, trailing only New England K Stephen Gostkowski (513, 2006-09).
- ▶ Holds the NFL record for most points scored by a player in his first three seasons (397), breaking the mark held by Gostkowski (388, 2006-08).
- ▶ Set a franchise record with a 56-yard field goal in Week 1 at Philadelphia, eclipsing the mark of 54 previously held by three kickers (Chris Jacke, Ryan Longwell and Dave Rayner).
- ▶ For his career, has hit 71-of-79 field goals (89.9 percent) from 39 yards and closer.
- ▶ Has hit 26-of-37 field goals (70.3 percent) from 40-49 yards.
- ▶ Has hit 10-of-21 field goals (47.6 percent) from 50-plus yards.

80 DONALD DRIVER

- ▶ Topped the 1,000-yard receiving mark for a seventh overall season and sixth consecutive in 2009, extending his own team record in each category.
- ▶ Has 9,615 career receiving yards, No. 2 on the franchise's all-time list behind No. 1 James Lofton (9,656).
- ▶ Surpassed Sterling Sharpe (595) in 2009 to become the franchise's all-time leader in receptions. Driver has 698 career catches.
- ▶ Had a reception in 133 consecutive games, besting the franchise's previous long streak of Sharpe's 103 (1988-94), before not catching a pass in Week 7 against Minnesota.
- ▶ In 2010, had 50-plus receptions for the ninth time, extending his franchise record. Lofton and Sharpe each had seven seasons with 50-plus catches.
- ▶ Is the all-time leading receiver at Lambeau Field, with 4,645 career receiving yards at the stadium.
- ▶ Also is Lambeau Field's all-time leader in receptions with 333.
- ▶ With a TD catch vs. Detroit in Week 4, moved into sole possession of No. 2 spot with 22 TD catches at Lambeau Field. Antonio Freeman (36) ranks first in the stadium's history.
- ▶ Has 22 career 100-yard receiving games, No. 4 in team history. Needs two more games to equal No. 3 Don Hutson (24) on the all-time list.
- ▶ With 53 career TD receptions, joins Hutson (99), Sharpe (65), Freeman (57) and Max McGee (50) as the only Packers with 50 career TD catches.
- ▶ Ranks No. 3 all-time in yards from scrimmage with 9,832, moving past 3 Jim Taylor (9,712) in Week 14 in Detroit.

50 A.J. HAWK

- ▶ Has played in all 80 games in his career, including 77 starts, and has posted 25 double-digit tackle games.
- ▶ Posted a career-high three interceptions this season, a total that also was tied for No. 1 among NFL LBs.
- ▶ In 2009, was one of only 10 NFL linebackers to record at least 85 tackles, two interceptions and a sack.



77 CULLEN JENKINS

- ▶ Ranks No. 9 in team history with 29 career sacks.
- ▶ In 2009, was one of only eight defensive linemen in the league to post at least 50 tackles, four sacks and three forced fumbles.
- ▶ Batted down nine passes in 2007, which ranks second (Johnny Jolly, 11, 2009) on the single-season list among Packers defensive linemen since the team began recording the statistic in 1980.

85 GREG JENNINGS

- ▶ With 12 TD receptions this season, joined Sterling Sharpe, Antonio Freeman and Billy Howton as the only Packers to post 12-plus TD catches in two seasons.
- ▶ By eclipsing the 1,000-yard receiving mark for the season in Week 15 at New England, became the fifth player in team history to post

three straight 1,000-yard receiving seasons, joining Lofton, Sharpe, Freeman and Driver.

- ▶ His four career catches of 80-plus yards are a franchise record and tied for most among active NFL players with Buffalo WR Lee Evans.
- ▶ His 27 catches of 40-plus yards since 2007 lead all NFL players.
- ▶ Had 142 receiving yards in Week 16 vs. the N.Y. Giants for his 19th career 100-yard game.
- ▶ In Week 16 against the Giants, surpassed 5,000 career receiving yards in his 74th career game, making him the fourth fastest to 5,000 yards receiving in team annals. He now has 5,222 career yards.

86 DONALD LEE

- ▶ With 17 career touchdown catches, is tied for No. 4 on the franchise's all-time tight ends list with Mark Chmura.
- ▶ Is No. 5 on the team's all-time tight ends list with 178 receptions.

52 CLAY MATTHEWS

- ▶ His 17 sacks in his first 20 games were the most by an NFL player to start his career, eclipsing the mark of 16.5 set by Leslie O'Neal (1986, 1988) and John Abraham (2000-01).
- ▶ Is the first NFL player since sacks became an official stat in 1982 to post a double-digit sack total and a defensive TD in each of his first two seasons in the league.
- ▶ First player in franchise annals to post 10-plus sacks in each of his first two years in the NFL.
- ▶ Became first player in team history since sacks became an official league statistic in 1982 to post back-to-back three-sack games (Weeks 1-2, 2010).
- ▶ Is tied for No. 3 in the NFL with 23.5 sacks since 2009.
- ▶ Set franchise rookie record with 10 sacks in 2009.



Two years after he co-founded the Packers with Curly Lambeau, George Calhoun began writing a piece called The Dope Sheet, which served as the official press release and game program from 1921-24.

STREAKS & MILESTONES - REGULAR SEASON

12 AARON RODGERS

- ▶ Ranks No. 1 in NFL history with a 98.4 career passer rating.
- ▶ With a 101.2 rating this season, became the first quarterback in team history to post back-to-back 100-plus passer rating seasons.
- ▶ Became the first player in NFL history to post 4,000 yards passing in each of his first two seasons as a starter (2008-09).
- ▶ Surpassed the 10,000-yard mark for his career this season at Washington in Week 5, becoming just the sixth QB in franchise history to top that mark.
- ▶ Threw 70 TD passes in his first 40 career starts, a franchise record.
- ▶ Finished the '09 season with 4,434 passing yards, No. 2 on the franchise's single-season list behind Lynn Dickey (4,458, 1983).
- ▶ His passer rating of 103.2 in 2009 was the second-best single-season mark in franchise history, behind Bart Starr's 105.0 in 1966 (min. 200 attempts).
- ▶ In 2009, became first QB in NFL history to throw 30 or more TDs, seven or fewer INTs, and rush for five TDs in the same season.
- ▶ Joined Steve Young (San Francisco, 1998) as the only quarterbacks in NFL history to throw for 4,000 yards and 30 TDs and rush for 300 yards and five TDs in the same season.
- ▶ Has 14 career 300-yard games and 14 three-TD games.
- ▶ In 47 career starts, has eclipsed a 100.0-plus passer rating 25 times.
- ▶ His 155.4 passer rating at Cleveland in Week 7 in 2009 was the franchise's highest single-game total (min. 20 attempts), besting Brett Favre's 154.9 rating set in Oakland on Dec. 22, 2003.
- ▶ Has registered a passer rating over 110.0 in four consecutive games twice in his career (Weeks 3-7, 2009; Week 9, Weeks 11-13, 2010), one of only two quarterbacks in franchise history (Bart Starr, 1966) to accomplish the feat in a single season.
- ▶ Is the only NFL QB since the 1970 merger to post four straight 110-plus rating games in back-to-back seasons.
- ▶ Is the fourth player in Packers history to surpass the 4,000-yard mark in a season, joining Lynn Dickey (1), Brett Favre (5) and Don Majkowski (1).
- ▶ Has posted four or more rushing TDs each of the past three seasons, becoming only the second Packers QB to accomplish that feat (Tobin Rote, 1954-56), and has eclipsed 300 rushing yards in back-to-back seasons, the first since Rote in 1954-56.
- ▶ His four-TD, zero-INT game vs. the N.Y. Giants in Week 16 was the 10th game in which he had three-or-more touchdown passes and no interceptions. That is an NFL record for the most games of that type by a quarterback within three seasons of his first NFL start, topping Kurt Warner's mark of nine from 1999-2001.



38 TRAMON WILLIAMS

- ▶ Led the team with a career-high 23 passes defended this season.
- ▶ Starting with his first career interception in the 2007 regular-season finale, has 16 interceptions in the last 49 games.
- ▶ Posted a career-high six interceptions this season, topping his previous career best of five in 2008.
- ▶ Is the only non-drafted free agent in the NFL to post four or more interceptions in each of the past three seasons.

21 CHARLES WOODSON

- ▶ His nine defensive touchdowns with Green Bay (eight interceptions, one fumble recovery) are a team record.
- ▶ With eight interception returns for scores, ranks No. 1 on Green Bay's all-time list, eclipsing the previous mark set by Herb Adderley (seven, 1961-69).
- ▶ For his career, has 10 INT-return TDs, which ranks No. 3 in NFL history behind only Rod Woodson (12) and Darren Sharper (11).
- ▶ Ranks No. 3 in the league with 396 INT return yards since 2008, trailing only Baltimore's Ed Reed (558) and teammate Nick Collins (439).
- ▶ His five forced fumbles this season were a career high and the most by a Packer since LB/DE Keith McKenzie posted five in 1999.
- ▶ In 2009, established career highs in interceptions (9, tied league lead), and interception returns for TDs (3, tied league lead and team record), and matched a then career high with four forced fumbles.
- ▶ Has 47 career interceptions, 30 in 78 games since coming to Green Bay in 2006. Woodson had 17 interceptions in 106 games with Oakland.
- ▶ Woodson's 18 interceptions since 2008 rank No. 3 among all NFL players (Reed and Philadelphia's CB Asante Samuel, 20 each).
- ▶ Became the fourth player in NFL history since sacks became an official statistic in 1982 to record at least nine interceptions and two sacks in a single season. Is the only player in NFL history to post at least seven interceptions and two sacks in back-to-back seasons.
- ▶ In 2009, became the first NFC player to win the conference's Defensive Player of the Month award multiple times in one season (Sept., Nov., Dec.).
- ▶ With nine interceptions in 2009, became only the second player in franchise history to post at least seven interceptions in three different seasons (Bobby Dillon, 1953-57).
- ▶ With two interceptions against Detroit on Thanksgiving in 2009, recorded the fifth multi-interception game of his career. Four of those games have come with Green Bay.
- ▶ Became the first NFL player since sacks became an official statistic in 1982 to record two interceptions, an interception for a touchdown, a sack and a fumble recovery in the same game when he posted all of those statistics at Detroit on Thanksgiving.

PRONUNCIATION GUIDE

PLAYERS

- Atari Bigby ah-TARR-ee BIG-bee
- Diyral Briggs DIE-rell
- Bryan Bulaga buh-LAH-gah
- Brandon Chillar CHILL-er
- Robert Francois fran-SWAH
- Brett Goode GEWD
- Justin Harrell HAIR-uhl
- Spencer Havner HAY-vner
- Cullen Jenkins KULL-en
- John Kuhn KOON
- Tim Masthay MAS-tay
- Ryan Pickett PICK-ett
- Brady Poppinga puh-PING-ah

- Andrew Quarless QUAR-liss
- B.J. Raji RAH-jee
- Josh Sitton SITT-en
- Jason Spitz SPITTS
- Mark Tauscher TAO-scher
- Tramon Williams trah-MAHN

COACHES

- James Campen KAMP-en
- Tom Clements KLEMM-ints
- Jerry Fontenot FON-tin-oh
- Ben McAdoo MACK-ah-doo
- Shawn Slocum SLOW-kumm
- Mike Trgovac TUR-go-vac

STREAKS & MILESTONES - POSTSEASON

2 MASON CROSBY

- ▶ His 26 career extra points in the postseason rank No. 2 in franchise history behind only Chris Jacke (28).
- ▶ Ranks No. 5 in team postseason annals with 41 career points.

80 DONALD DRIVER

- ▶ With 44 career receptions in the postseason, ranks No. 3 in team annals behind only WRs Antonio Freeman (47) and Robert Brooks (45).
- ▶ Ranks No. 3 in team history with 602 yards receiving in his playoff career, 49 yards behind No. 2 Brooks (651).
- ▶ Has played in more playoff games (12) in a Green Bay uniform than anyone else on the team.
- ▶ Has caught a pass in 10 straight postseason games, good for No. 4 in franchise annals behind RB Dorsey Levens (13), Freeman (12) and Brooks (11).
- ▶ His 90-yard reception vs. the N.Y. Giants in the 2007 NFC Championship Game is the longest catch in franchise postseason history.

85 GREG JENNINGS

- ▶ His 17 receptions in this year's playoffs are tied for the most in franchise annals in a single postseason along with Robert Brooks (1995) and Antonio Freeman (1997).
- ▶ Has three career 100-yard games in the playoffs, which ties him with Brooks and Freeman for the franchise record.
- ▶ With 239 yards receiving this postseason, ranks No. 3 in team annals for the most in a single postseason behind only Freeman (308 in 1997) and Brooks (281 in 1995).
- ▶ His 454 career receiving yards in his playoff career rank No. 5 in team history.

8 TIM MASTHAY

- ▶ His 65-yard punt at Chicago in the NFC Championship was the longest punt in franchise postseason history, topping Boyd Dowler's 64-yard kick vs. the N.Y. Giants on Dec. 31, 1961.
- ▶ With five punts inside the 20 against the Bears, tied Craig Hentrich's mark set in the NFC title game at San Francisco on Jan. 11, 1998, for the most punts inside the 20 in team annals (since 1976).

52 CLAY MATTHEWS

- ▶ With 4.5 career sacks in the postseason, ranks second in franchise history behind only DE Reggie White (8).
- ▶ Is the only player in franchise history to register a full sack in each of his first three playoff games.
- ▶ His 3.5 sacks this postseason are the most by a Packer in a single postseason since sacks became an official statistic in 1982.

90 B.J. RAJI

- ▶ Became the first defensive lineman in franchise history to post an INT return for a touchdown in the postseason when he returned an interception 18 yards for a score at Chicago in the NFC Championship. Was the first NFL defensive lineman to post one since Jaguars DE Clyde Simmons scored on a 20-yard INT return at Buffalo on Dec. 28, 1996.

12 AARON RODGERS

- ▶ His 10 touchdown passes in his first three postseason starts are the most in NFL history. It topped the mark of nine held by Jeff George, Daryle Lamonica and Dan Marino in their first three playoff starts. Rodgers is also the first QB in NFL postseason history to throw for three-plus TDs in each of his first three playoff starts.
- ▶ Connected on 31-of-36 passes (86.1 percent) for 366 yards and three



- TDs with no INTs against the Falcons in the Divisional contest for a 136.8 passer rating. The 31 completions and the percentage were single-game team postseason records.
- ▶ The 86.1 completion percentage ranks No. 5 in single-game NFL postseason history, and No. 1 among QBs with 35-plus attempts in a game.
- ▶ Is the only quarterback in league history to register 120-plus passer ratings in each of his first three playoff starts.
- ▶ His career postseason completion percentage of 69.6 ranks No. 2 in NFL postseason history (min. 100 attempts) behind only Erik Kramer (70.0, 91-of-130).
- ▶ Holds both of the top single-game passing yardage marks in Green Bay postseason history with the 423-yard outing at Arizona last season and the 366-yard performance at Atlanta in the Divisional round. He has also recorded three of the franchise's top seven single-game passer ratings in playoff history.
- ▶ Has two 300-yard games in his postseason career, good for No. 2 in team history behind only Brett Favre (three).
- ▶ His six TD passes in this year's playoffs rank tied for No. 2 in franchise history for most in a single postseason, trailing only Favre (eight in 1995). With 790 yards passing this postseason, ranks No. 2 in team annals behind Favre (805 in 1995).
- ▶ Ran for a 7-yard TD at Atlanta, the second of three postseason rushing scores in his career. With that rushing TD, he became the first QB in NFL postseason history to throw for 350 yards/three TDs/no INTs while also running for a score in a game.

- ▶ His 25-yard run in the NFC Championship Game at Chicago was the longest run by a Packers quarterback in a playoff game since Irv Comp's 27-yarder at the Giants in the NFL Championship Game on Dec. 17, 1944.

37 SAM SHIELDS

- ▶ Became first NFL rookie since 1982 to register an interception and a sack in a game when he posted two interceptions and a sack at Chicago in the NFC Championship Game.
- ▶ With the two interceptions against the Bears, became just the fifth player in franchise history to record two interceptions in a playoff game.

44 JAMES STARKS

- ▶ Has 263 yards rushing in the playoffs, the second-best total by a Packer in a single postseason behind only RB Dorsey Levens' 316 yards in 1997.
- ▶ Posted 123 yards on 23 carries (5.3 avg.) in Green Bay's Wild Card win at Philadelphia, the most ever by a Packer rookie in a postseason game. That topped RB Travis Williams' 88-yard day on 18 carries vs. the Los Angeles Rams on Dec. 23, 1967.
- ▶ That 123-yard day on the ground also ranks No. 3 in franchise postseason annals for a single game behind only Ryan Grant (201, vs. Seattle, Jan. 12, 2008) and Ahman Green (156, at Philadelphia, Jan. 11, 2004).

38 TRAMON WILLIAMS

- ▶ With three interceptions in his playoff career, needs one more to tie the career franchise record held by CB Herb Adderley, CB Craig Newsome and S Eugene Robinson.
- ▶ Is tied with Newsome (1996) and DB Joe Laws (1944) for the most interceptions (three) by a Packer in a single postseason.
- ▶ His 70-yard interception return for a touchdown at Atlanta (Jan. 15) in the Divisional playoff was the second-longest INT return in franchise postseason history behind only S George Teague's 101-yard TD return at Detroit on Jan. 8, 1994.



PACKERS STARTERS - OFFENSE

WR Greg Jennings, 5-11, 198, 5th Year, Western Michigan

- ▶ Ranked No. 2 in the NFC and No. 4 in the NFL with 1,265 receiving yards, his third straight 1,000-yard season, on his way to earning Pro Bowl recognition for the first time in his career.
- ▶ Averaged 98.4 yards receiving per game in the final 11 contests, which ranked No. 1 in the NFL over that span.
- ▶ Tied for No. 2 in the NFL with 12 TD receptions, which matched his career high (2007).
- ▶ Leads the NFL with 27 catches of 40-plus yards since 2007, and his career 31.5-yard average per TD reception ranks No. 2 among active players (min. 20 TD receptions).
- ▶ Has caught a pass in 74 of 75 games played for the Packers (77 of 78 including playoffs), including a team-high current streak of 30 contests.
- ▶ Was the second of two second-round draft choices by the Packers in 2006 (52nd overall), a pick obtained in a draft-day trade down of 16 spots with New England.

LT Chad Clifton, 6-5, 320, 11th Year, Tennessee

- ▶ Has started 122 of 128 games (131 of 137 including playoffs) at LT since returning to the field in 2003 from the serious pelvic injury that ended his '02 season.
- ▶ Selected to the Pro Bowl this season for the second time in his career (2007).
- ▶ By appearing in the Week 7 game vs. Minnesota, became the 19th player and sixth offensive lineman in team history to play in 150 games in a Green Bay uniform.
- ▶ Has blocked for five of the top eight single-season rushers in team history, and has helped pave the way for a 1,000-yard rusher in eight of his 11 seasons in Green Bay.
- ▶ Selected in the second round (44th overall) by the Packers in 2000, the fifth OL picked.

LG Daryn Colledge, 6-4, 308, 5th Year, Boise State

- ▶ Has shown his durability by never missing a game in the NFL or in college, a combined total of 132 games (138 including playoffs). His streak of 80 straight regular-season games played ranks tied for No. 1 on the team with LB A.J. Hawk.
- ▶ Played 97.4 percent of the offensive snaps in 2009, second on the team for any player on either side of the ball behind fellow G Josh Sitton. In 2008, joined Jason Spitz as the only offensive players to play every snap.
- ▶ Named Packers' 2009 Walter Payton Man of the Year, the only league award that recognizes player off-the-field community service as well as playing excellence.
- ▶ Was the first of two second-round draft picks by Green Bay in 2006 (47th overall), and was the sixth OL picked.

C Scott Wells, 6-2, 300, 7th Year, Tennessee

- ▶ Began 2009 season as backup at center but reclaimed starting role early due to injury reshuffling and didn't relinquish it.
- ▶ Has played in 95 games with 84 starts during his seven seasons in Green Bay, with 69 starts at center since 2006 and 30 straight.
- ▶ A key blocker in Ryan Grant's back-to-back 1,200-yard rushing seasons in 2008-09, making Grant only the third running back in team history to accomplish that feat.
- ▶ Drafted by Green Bay in 2004 with a compensatory pick in the seventh round (251st overall).

RG Josh Sitton, 6-3, 318, 3rd Year, Central Florida

- ▶ Has started 33 straight regular-season games at RG, the longest streak by a Green Bay offensive lineman at one position.
- ▶ Named a Pro Bowl alternate and finished No. 1 at his position in fan voting.
- ▶ Was the only Packers offensive lineman to open every game at one position in 2009. Also played all 1,093 snaps on offense, the only player on either side of the ball to not miss a snap with his unit.
- ▶ Known best for his run blocking, was a key cog in Ryan Grant's career-best 1,253-yard season in 2009, the sixth-best single-season rushing total in franchise annals.
- ▶ Selected by the Packers with their second fourth-round pick in 2008 (135th overall), a free agency compensatory choice.

RT Bryan Bulaga, 6-5, 314, Rookie, Iowa

- ▶ Started the final 12 regular-season games at RT, taking over for injured veteran Mark Tauscher, who was placed on injured reserve on Nov. 12.
- ▶ Named to the All-Rookie team by *Pro Football Weekly*/PFWA.
- ▶ Started 23 of 26 games at left tackle over his final two seasons at Iowa, missing three games as a junior in 2009 due to a thyroid condition.
- ▶ Selected by Green Bay in the first round (23rd overall) of the 2010 NFL Draft, the first offensive lineman to be selected in the first round by the Packers since Ross Verba in 1997.

TE Andrew Quarless, 6-4, 252, Rookie, Penn State

- ▶ Played in 13 games with four starts this season and posted 21 receptions for 238 yards (11.3 avg.) and a touchdown.
- ▶ His 62 receiving yards at Detroit in Week 14 were the most by a Packers rookie TE since Ron Kramer (68) on Nov. 28, 1957, at Detroit.
- ▶ Holds the Penn State records for receptions by a tight end in a career (87) and single season (41 in 2009).
- ▶ Selected by Green Bay in the fifth round (154th overall) of the 2010 NFL Draft with the first of the team's two selections in the round.

WR Donald Driver, 6-0, 194, 12th Year, Alcorn State

- ▶ Ranks first on the franchise's all-time list for receptions with 697 and ranks second in team history with 9,615 career yards, trailing only James Lofton (9,656). Was No. 2 on the team this season in receptions (51), No. 4 in receiving yards (565) and No. 3 in receiving TDs (four).
- ▶ Extended two team records in 2009 with his seventh 1,000-yard season and sixth straight. Indianapolis' Reggie Wayne was the only other player in the NFL to have a 1,000-yard season each year from 2004-09.
- ▶ Caught a pass in 133 straight games (139 including postseason) before not posting a reception in Week 7 vs. Minnesota, the longest streak in franchise history.
- ▶ Was the second of two seventh-round draft choices (213th overall) by Green Bay in 1999.

QB Aaron Rodgers, 6-2, 225, 6th Year, California

- ▶ Ranked No. 3 in the NFL with a 101.2 passer rating, No. 7 with 3,922 passing yards, tied for No. 6 with 28 TD passes, and No. 2 in passes of 25-plus yards with 40 despite missing the Week 15 game at New England. Was named a first alternate for the Pro Bowl.
- ▶ Last season, became the first quarterback in NFL history to throw for 4,000 yards in each of his first two seasons as a starter.
- ▶ Ranks No. 1 in NFL history with a 98.4 career passer rating.
- ▶ In 47 regular-season starts, has posted 14 300-yard passing games, 26 games without an interception and 25 with a 100-plus passer rating.
- ▶ Is No. 2 among quarterbacks with nine rushing TDs since 2009, and ranks No. 2 among QBs in rushing yardage with 672 over that span.
- ▶ Selected by the Packers in the first round (24th overall) in 2005, the second QB taken after Alex Smith (San Francisco, No. 1 overall).

RB Brandon Jackson, 5-10, 216, 4th Year, Nebraska

- ▶ Led the team with a career-high 703 rushing yards on 190 carries (3.7 avg.) this season, and posted a career-best performance at Washington in Week 5 (115 yards on 10 carries), including a career-long 71-yard run.
- ▶ Also posted career highs in catches (43) and receiving yards (342) as he became the first Packers RB since Ahman Green in 2006 to post 700 rushing yards/300 receiving yards in the same season.
- ▶ Took over as the starter in Week 2 after RB Ryan Grant was lost for the year due to an ankle injury.
- ▶ Was drafted in the second round (63rd overall) by Green Bay in 2007.

FB Korey Hall, 6-0, 236, 4th Year, Boise State

- ▶ Converted from linebacker to fullback upon arriving in Green Bay as a sixth-round pick in 2007 and has played in 48 games with 26 starts over four seasons.
- ▶ Helped clear the way for RB Ryan Grant to post back-to-back 1,200-yard seasons in 2008-09, making Grant just the third back in team annals to accomplish the feat.
- ▶ Posted 37 special teams tackles from 2007-09, third most on the team over that span. Led the team this season with a career-high 15 tackles on special teams, eclipsing his previous high of 13 in 2008.
- ▶ The first of three consecutive sixth-round choices by Green Bay in 2007, was selected 191st overall.

PACKERS STARTERS - DEFENSE

LDE Ryan Pickett, 6-2, 340, 10th Year, Ohio State

- ▶ Has played in 148 of a possible 160 regular-season games during his career, missing just seven contests due to injury.
- ▶ Ranked No. 2 on the defensive line this season with 53 tackles (27 solo), having missed two games due to injury. Also had a sack and a fumble recovery.
- ▶ Key component of Packers' No. 1-ranked rushing defense in 2009 (franchise-record 83.3 yards allowed per game), the first time in team history that Green Bay led the league in that category.
- ▶ Signed with Green Bay as an unrestricted free agent in 2006 after spending his first five seasons with St. Louis, who selected him in the first round in 2001 (29th overall).

NT B.J. Raji, 6-2, 337, 2nd Year, Boston College

- ▶ His 6.5 sacks this season were a career high, and he led the defensive line with a career-best 66 tackles (36 solo). Was the only Packers defensive lineman to start every game this season.
- ▶ His 6.5 sacks led all NFL nose tackles, according to STATS, and are the most by an NFL nose tackle since Minnesota's Ken Clarke in 1990 (7.0).
- ▶ Selected as a Pro Bowl alternate.
- ▶ Played in 14 games with one start as a rookie in 2009, seeing most of his time at both end spots and as a down lineman in the nickel package, but has taken over starting NT spot this season.
- ▶ Selected by the Packers with the first of two first-round picks in 2009 (9th overall).

RDE Cullen Jenkins, 6-2, 305, 7th Year, Central Michigan

- ▶ Ranked second on the team with a career-high seven sacks despite missing five games due to a calf injury, posting a sack in four straight games (Weeks 1-4) for the first time in his career. Ranks third on the defensive line with 29 tackles (20 solo).
- ▶ Started all 16 games for the first time in his career in 2009, and posted career highs in both tackles (50) and forced fumbles (three).
- ▶ One of only eight NFL defensive linemen to post at least 50 tackles, four sacks and three forced fumbles in 2009.
- ▶ Originally signed with Green Bay as a non-drafted free agent in 2003.

LOLB Clay Matthews, 6-3, 255, 2nd Year, Southern California

- ▶ Ranked No. 4 in the NFL with 13.5 sacks despite missing the Week 6 contest vs. Miami due to a hamstring injury, and his 17 sacks in his first 20 games were an NFL record to start a career. Ranks tied for No. 3 in the league with 23.5 sacks since 2009.
- ▶ Selected to the Pro Bowl for the second straight year, the first Packer since RB John Brockington (1971-72) to earn Pro Bowl honors in each of his first two seasons in the league.
- ▶ Finished No. 4 on the team with a career-high 83 tackles (55 solo) and added four passes defended, an interception and two forced fumbles.
- ▶ Set a Packers rookie record with 10 sacks in 2009 on his way to earning Pro Bowl honors, the first Green Bay rookie to be named to the all-star game since WR James Lofton in 1978.
- ▶ Drafted by the Packers with the second of two first-round picks in 2009 (26th overall), a choice obtained from New England in a draft-day trade.

BLB A.J. Hawk, 6-1, 247, 5th Year, Ohio State

- ▶ Has either led the team or finished second in tackles each of his five seasons in Green Bay, and has posted 25 double-digit tackle games. Led the team this season with 134 tackles (97 solo) and matched his career high (2006) with nine passes defended on his way to being selected as a Pro Bowl alternate.
- ▶ Posted a career-high three interceptions, which tied for for No. 1 among NFL LBs in 2010, and his five INTs since Week 13 last season rank No. 1 among NFL LBs.
- ▶ Hasn't missed a game in his career, playing in all 80 games with 77 starts, with the only non-starts coming in both Minnesota games in 2009 and at Philadelphia in Week 1 this season when the Packers opened in their nickel defense.
- ▶ Selected by the Packers in the first round (No. 5 overall) in 2006.

MLB Desmond Bishop, 6-2, 238, 4th Year, California

- ▶ Started the final 12 games, a career high, in place of an injured Nick Barnett, who was placed on season-ending injured reserve on Oct. 15.
- ▶ Ranked No. 2 on the team with a career-high 121 tackles (82 solo), including six double-digit tackle games. Also recorded a career-best three sacks.
- ▶ Led the Packers LBs with a career-high 10 passes defended, the most by a Green Bay LB since John Anderson recorded 15 in 1981.

- ▶ Paced the team with a career-high 22 special teams tackles in 2009, and his 49 tackles on special teams paced the team from 2007-09.
- ▶ Selected by Green Bay in the sixth round (192nd overall) in the 2007 NFL Draft, the second of three straight choices by the Packers in the round.

ROLB Erik Walden, 6-2, 250, 3rd Year, Middle Tennessee St.

- ▶ Signed as a free agent on Oct. 27, he played in eight games with two starts during the regular season. Has started all three playoff games.
- ▶ Posted 31 tackles (19 solo) and three sacks on the season, with all three sacks coming in the regular-season finale vs. Chicago, a performance that earned him NFC Defensive Player of the Week honors.
- ▶ Entered the league as a sixth-round draft pick (167th overall) by Dallas in 2008 and was claimed by Kansas City after being released by the Cowboys in the final roster cutdown in August 2008.
- ▶ Played in nine games for the Chiefs in 2008 before being released in November that season, and was then claimed by Miami, where he appeared in six games. Played in 11 games for the Dolphins in 2009 and two contests earlier this season.

LCB Charles Woodson, 6-1, 202, 13th Year, Michigan

- ▶ Holds the franchise record for career interception returns for TDs with eight and defensive TDs with nine (eight INTs, one fumble return).
- ▶ Was tied for No. 2 among NFL defensive backs this season with a career-high five forced fumbles and ranked No. 3 on the team with a career-best 105 tackles (79 solo) on his way to a seventh Pro Bowl bid and his third straight as a Packer.
- ▶ With an interception return for a score vs. Detroit in Week 4, became first player in NFL history to post an INT return for a TD in five consecutive seasons (2006-2010).
- ▶ Named NFL Defensive Player of the Year by *The Associated Press* last season, becoming only the second Packer to win the award (DE Reggie White, 1998) and the oldest NFL defensive back to earn the honor.
- ▶ Signed with Green Bay as an unrestricted free agent in 2006 after spending his first eight seasons with Oakland, who selected him in the first round in 1998 (No. 4 overall).

RCB Tramon Williams, 5-11, 191, 4th Year, Louisiana Tech

- ▶ Led the team with a career-high six interceptions, having picked off a pass in six of the final 12 games. Also led the team with a career-high 23 passes defended.
- ▶ Was selected as a first alternate for the Pro Bowl, and was named to the team last week as an injury replacement for Eagles CB Asante Samuel.
- ▶ Is the only non-drafted free agent in the NFL to post four or more interceptions each of the past three seasons (2008-10).
- ▶ At Washington in Week 5, became the first Packer in team history to post a 50-yard punt return and a 60-yard INT return in the same game.
- ▶ Joined the Packers in November 2006 when the team signed him to the practice squad. Originally entered the NFL as a non-drafted free agent with Houston in May 2006.

SS Charlie Peprah, 5-11, 203, 5th Year, Alabama

- ▶ A reserve safety and contributor on special teams during his first three seasons in Green Bay (2006-08), he re-signed with the Packers this past offseason after spending the second half of the '09 season with Atlanta.
- ▶ Started a career-high 11 games this season and posted a career-best 64 tackles (50 solo) and a career-best two INTs. Has played in 53 career games.
- ▶ Posted 19 tackles and two passes defended along with nine tackles on special teams with the Packers in 2008.
- ▶ Claimed off waivers by the Packers in September 2006 from the N.Y. Giants, who had drafted him in the fifth round (158th overall).

FS Nick Collins, 5-11, 207, 6th Year, Bethune-Cookman

- ▶ Selected to the Pro Bowl for the third straight season, becoming the first Packers safety to do so since LeRoy Butler (1996-98).
- ▶ Ranked No. 2 on the team with 16 passes defended, No. 2 with four INTs, and No. 5 on the team with 75 tackles (64 solo).
- ▶ Is tied for No. 2 among NFL safeties with 17 interceptions since 2008, trailing only Ravens S Ed Reed (20), and his 439 interception return yards rank No. 2 in the league over that span behind only Reed's 558.
- ▶ Returned three INTs for TDs in 2008, the first NFL safety to do so since Kansas City's Lloyd Burruss in 1986. His 295 INT return yards in '08 led the NFL and broke the franchise record (Bobby Dillon, 244 in 1956).
- ▶ Chosen by the Packers as the first of two second-round picks in the 2005 NFL Draft (51st overall).

Unofficial, Jan. 26, 2011

OFFENSE

| | | | | | | |
|------------|-----------|------------------------|-----------|---------------------|-----------|-----------------------|
| WR: | 85 | Greg Jennings | 87 | Jordy Nelson | 16 | Brett Swain |
| LT: | 76 | Chad Clifton | 70 | T.J. Lang | | |
| LG: | 73 | Daryn Colledge | 70 | T.J. Lang | 62 | Evan Dietrich-Smith |
| C: | 63 | Scott Wells | 72 | Jason Spitz | <u>67</u> | <u>Nick McDonald</u> |
| RG: | 71 | Josh Sitton | 70 | T.J. Lang | <u>67</u> | <u>Nick McDonald</u> |
| RT: | <u>75</u> | <u>Bryan Bulaga</u> | 70 | T.J. Lang | | |
| TE: | <u>81</u> | <u>Andrew Quarless</u> | <u>83</u> | <u>Tom Crabtree</u> | 86 | Donald Lee |
| WR: | 80 | Donald Driver | 89 | James Jones | 16 | Brett Swain |
| QB: | 12 | Aaron Rodgers | 10 | Matt Flynn | <u>6</u> | <u>Graham Harrell</u> |
| RB: | 32 | Brandon Jackson | 30 | John Kuhn | <u>44</u> | <u>James Starks</u> |
| | | | | | <u>23</u> | <u>Dimitri Nance</u> |
| FB: | 35 | Korey Hall | 45 | Quinn Johnson | 30 | John Kuhn |

DEFENSE

| | | | | | | |
|--------------|----|-----------------|-----------|------------------------|-----------|------------------------|
| LDE: | 79 | Ryan Pickett | <u>98</u> | <u>C.J. Wilson</u> | | |
| NT: | 90 | B.J. Raji | 79 | Ryan Pickett | 95 | Howard Green |
| RDE: | 77 | Cullen Jenkins | 95 | Howard Green | 94 | Jarius Wynn |
| LOLB: | 52 | Clay Matthews | 53 | Diyral Briggs | | |
| BLB: | 50 | A.J. Hawk | 57 | Matt Wilhelm | | |
| MLB: | 55 | Desmond Bishop | <u>49</u> | <u>Robert Francois</u> | | |
| ROLB: | 93 | Erik Walden | <u>58</u> | <u>Frank Zombo</u> | <u>49</u> | <u>Robert Francois</u> |
| LCB: | 21 | Charles Woodson | <u>37</u> | <u>Sam Shields</u> | 28 | Brandon Underwood |
| RCB: | 38 | Tramon Williams | 22 | Pat Lee | <u>40</u> | <u>Josh Gordy</u> |
| SS: | 26 | Charlie Peprah | 20 | Atari Bigby | | |
| FS: | 36 | Nick Collins | 24 | Jarrett Bush | | |

SPECIAL TEAMS

| | | | | | | |
|------------|-----------|--------------------|-----------|---------------------|----|--------------|
| K: | 2 | Mason Crosby | <u>8</u> | <u>Tim Masthay</u> | | |
| P: | <u>8</u> | <u>Tim Masthay</u> | | | | |
| H: | <u>8</u> | <u>Tim Masthay</u> | 10 | Matt Flynn | | |
| PR: | 38 | Tramon Williams | 85 | Greg Jennings | 87 | Jordy Nelson |
| KR: | <u>37</u> | <u>Sam Shields</u> | <u>44</u> | <u>James Starks</u> | 22 | Pat Lee |
| PC: | 61 | Brett Goode | 71 | Josh Sitton | | |
| KC: | 61 | Brett Goode | 71 | Josh Sitton | | |

Rookies and first-year players are underlined



HOW THE PACKERS WERE BUILT

| Year | Record | Draft (29) | Trades (0) | Free Agents (20) |
|------|--------|--|------------|--|
| 1999 | 8-8-0 | WR Donald Driver D7b | | |
| 2000 | 9-7-0 | T Chad Clifton D2 | | |
| 2001 | 12-4-0 | | | |
| 2002 | 12-4-0 | | | |
| 2003 | 10-6-0 | | | |
| 2004 | 10-6-0 | C Scott Wells D7 (FA-04) | | DE Cullen Jenkins |
| 2005 | 4-12-0 | QB Aaron Rodgers D1 S Nick Collins D2a | | TE Donald Lee S Atari Bigby |
| 2006 | 8-8-0 | LB A.J. Hawk D1 G Daryn Colledge D2a WR Greg Jennings D2b C/G Jason Spitz D3b | | DE/NT Ryan Pickett (UFA) CB Tramon Williams CB Charles Woodson (UFA) |
| 2007 | 13-3-0 | RB Brandon Jackson D2 WR James Jones D3a FB Korey Hall D6a LB Desmond Bishop D6b K Mason Crosby D6c | | |
| 2008 | 6-10-0 | WR Jordy Nelson D2a CB Pat Lee D2c G Josh Sitton D4b QB Matt Flynn D7a WR Brett Swain D7b (FA-08) | | LS Brett Goode |
| 2009 | 11-5-0 | NT B.J. Raji D1a LB Clay Matthews D1b T/G T.J. Lang D4 FB Quinn Johnson D5a DE Jarius Wynn D6a (FA-10) CB Brandon Underwood D6b | | LB Robert Francois |
| 2010 | 10-6-0 | T Bryan Bulaga D1 TE Andrew Quarless D5a RB James Starks D6 DE C.J. Wilson D7 | | TE Tom Crabtree C/G Evan Dietrich-Smith CB Josh Gordy QB Graham Harrell P Tim Masthay C/G Nick McDonald RB Dimitri Nance (PS-Atl) S Charlie Peprah CB Sam Shields LB Erik Walden LB Matt Wilhelm LB Frank Zombo |

Waivers (4): CB/S Jarrett Bush (from Carolina), 2006; RB John Kuhn (from Pittsburgh), 2007; LB Diyral Briggs (from Denver), 2010; NT Howard Green (from N.Y. Jets), 2010

2010 REGULAR-SEASON STATISTICS

| | Packers | Opponent |
|--------------------------------|----------------|----------------|
| TOTAL FIRST DOWNS | 312 | 270 |
| RUSHING..... | 88 | 82 |
| PASSING..... | 204 | 163 |
| PENALTY..... | 20 | 25 |
| 3RD DOWN: MADE/ATT..... | 85/205 | 77/213 |
| 3RD DOWN PCT..... | 41.5 | 36.2 |
| 4TH DOWN: MADE/ATT..... | 5/13 | 6/20 |
| 4TH DOWN PCT..... | 38.5 | 30.0 |
| POSSESSION AVG. | 31:36 | 28:24 |
| TOTAL NET YARDS | 5730 | 4945 |
| AVG. PER GAME..... | 358.1 | 309.1 |
| TOTAL PLAYS | 1000 | 969 |
| AVG. PER PLAY..... | 5.7 | 5.1 |
| NET YARDS RUSHING | 1606 | 1838 |
| AVG. PER GAME..... | 100.4 | 114.9 |
| TOTAL RUSHES..... | 421 | 395 |
| NET YARDS PASSING | 4124 | 3107 |
| AVG. PER GAME..... | 257.8 | 194.2 |
| SACKED/YARDS LOST..... | 38/231 | 47/333 |
| GROSS YARDS..... | 4355 | 3440 |
| ATT./COMPLETIONS..... | 541/352 | 527/296 |
| COMPLETION PCT..... | 65.1 | 56.2 |
| HAD INTERCEPTED..... | 13 | 24 |
| PUNTS/AVERAGE | 71/43.9 | 78/44.8 |
| NET PUNTING AVG..... | 71/37.6 | 78/39.1 |
| PENALTIES/YARDS | 78/617 | 98/758 |
| FUMBLES/BALL LOST | 20/9 | 22/8 |
| TOUCHDOWNS | 46 | 24 |
| RUSHING..... | 11 | 6 |
| PASSING..... | 31 | 16 |
| RETURNS..... | 4 | 2 |

| SCORE BY PERIODS | Q1 | Q2 | Q3 | Q4 | OT | PTS |
|------------------|----|-----|-----|----|----|-----|
| PACKERS | 74 | 120 | 110 | 84 | 0 | 388 |
| OPPONENTS | 33 | 92 | 36 | 73 | 6 | 240 |

| SCORING | TD | -Ru | -Pa | -Rt | K-PAT | FG | S | PTS |
|------------------------|-----------|-----------|-----------|----------|--------------|--------------|----------|------------|
| Mason Crosby..... | 0 | 0 | 0 | 0 | 46/46 | 22/28 | 0 | 112 |
| Greg Jennings..... | 12 | 0 | 12 | 0 | | | 0 | 72 |
| John Kuhn..... | 6 | 4 | 2 | 0 | | | 0 | 36 |
| James Jones..... | 5 | 0 | 5 | 0 | | | 0 | 30 |
| Brandon Jackson..... | 4 | 3 | 1 | 0 | | | 0 | 24 |
| Donald Driver..... | 4 | 0 | 4 | 0 | | | 0 | 24 |
| Aaron Rodgers..... | 4 | 4 | 0 | 0 | | | 0 | 24 |
| Donald Lee..... | 3 | 0 | 3 | 0 | | | 0 | 18 |
| Jordy Nelson..... | 2 | 0 | 2 | 0 | | | 0 | 12 |
| Desmond Bishop..... | 1 | 0 | 0 | 1 | | | 0 | 6 |
| Nick Collins..... | 1 | 0 | 0 | 1 | | | 0 | 6 |
| Jermichael Finley..... | 1 | 0 | 1 | 0 | | | 0 | 6 |
| Clay Matthews..... | 1 | 0 | 0 | 1 | | | 0 | 6 |
| Andrew Quarless..... | 1 | 0 | 1 | 0 | | | 0 | 6 |
| Charles Woodson..... | 1 | 0 | 0 | 1 | | | 0 | 6 |
| PACKERS | 46 | 11 | 31 | 4 | 46/46 | 22/28 | 0 | 388 |
| OPPONENTS | 24 | 6 | 16 | 2 | 24/24 | 24/29 | 0 | 240 |

2-Pt Conversions: Packers 0-0, Opponents 0-0

SACKS: Clay Matthews 13.5, Cullen Jenkins 7, B.J. Raji 6.5, Frank Zombo 4, Desmond Bishop 3, Erik Walden 2.5, Charles Woodson 2, Jarius Wynn 1.5, Brandon Chillar 1, Mike Neal 1, Brady Poppinga 1, Tramon Williams 1, C.Wilson 1, H.Green 0.5, A.Hawk 0.5, PACKERS 47, OPPONENTS 38

| RUSHING | No | Yds | Avg | Long | TD |
|------------------------|------------|-------------|------------|-----------|-----------|
| Brandon Jackson..... | 190 | 703 | 3.7 | 71 | 3 |
| Aaron Rodgers..... | 64 | 356 | 5.6 | 27 | 4 |
| John Kuhn..... | 84 | 281 | 3.3 | 18 | 4 |
| James Starks..... | 29 | 101 | 3.5 | 16 | 0 |
| Dimitri Nance..... | 36 | 95 | 2.6 | 11 | 0 |
| Ryan Grant..... | 8 | 45 | 5.6 | 18 | 0 |
| Matt Flynn..... | 9 | 26 | 2.9 | 12 | 0 |
| Greg Jennings..... | 1 | -1 | -1.0 | -1 | 0 |
| PACKERS | 421 | 1606 | 3.8 | 71 | 11 |
| OPPONENTS | 395 | 1838 | 4.7 | 40 | 6 |

| PASSING | Att | Cmp | Yds | Cmp% | Yds/Att | TD | TD% | Int | Int% | Long | Sack/Lost | Rating |
|------------------------|------------|------------|-------------|-------------|-------------|-----------|------------|-----------|------------|------------|---------------|-------------|
| Aaron Rodgers..... | 475 | 312 | 3922 | 65.7 | 8.30 | 28 | 5.9 | 11 | 2.3 | 86t | 31/193 | 101.2 |
| Matt Flynn..... | 66 | 40 | 433 | 60.6 | 6.60 | 3 | 4.5 | 2 | 3.0 | 66t | 7/38 | 82.4 |
| PACKERS | 541 | 352 | 4355 | 65.1 | 8.00 | 31 | 5.7 | 13 | 2.4 | 86t | 38/231 | 98.9 |
| OPPONENTS | 527 | 296 | 3440 | 56.2 | 6.50 | 16 | 3.0 | 24 | 4.6 | 85t | 47/333 | 67.2 |

| RECEIVING | No | Yds | Avg | Long | TD |
|------------------------|------------|-------------|-------------|------------|-----------|
| Greg Jennings..... | 76 | 1265 | 16.6 | 86t | 12 |
| Donald Driver..... | 51 | 565 | 11.1 | 61t | 4 |
| James Jones..... | 50 | 679 | 13.6 | 66t | 5 |
| Jordy Nelson..... | 45 | 582 | 12.9 | 80t | 2 |
| Brandon Jackson..... | 43 | 342 | 8.0 | 37 | 1 |
| Jermichael Finley..... | 21 | 301 | 14.3 | 34 | 1 |
| Andrew Quarless..... | 21 | 238 | 11.3 | 23 | 1 |
| John Kuhn..... | 15 | 97 | 6.5 | 12 | 2 |
| Donald Lee..... | 11 | 73 | 6.6 | 17 | 3 |
| Brett Swain..... | 6 | 72 | 12.0 | 31 | 0 |
| Tom Crabtree..... | 4 | 61 | 15.3 | 33 | 0 |
| Dimitri Nance..... | 3 | 30 | 10.0 | 14 | 0 |
| Quinn Johnson..... | 3 | 26 | 8.7 | 11 | 0 |
| James Starks..... | 2 | 15 | 7.5 | 12 | 0 |
| Korey Hall..... | 1 | 9 | 9.0 | 9 | 0 |
| PACKERS | 352 | 4355 | 12.4 | 86t | 31 |
| OPPONENTS | 296 | 3440 | 11.6 | 85t | 16 |

| INTERCEPTIONS | No | Yds | Avg | Long | TD |
|------------------------|-----------|------------|-------------|-----------|----------|
| Tramon Williams..... | 6 | 87 | 14.5 | 64 | 0 |
| Nick Collins..... | 4 | 34 | 8.5 | 24 | 0 |
| A.J. Hawk..... | 3 | 31 | 10.3 | 21 | 0 |
| Charles Woodson..... | 2 | 24 | 48.0 | 48t | 1 |
| Charlie Peprah..... | 2 | 0 | 0.0 | 0 | 0 |
| Sam Shields..... | 2 | 0 | 0.0 | 0 | 0 |
| Clay Matthews..... | 1 | 62 | 62.0 | 62t | 1 |
| Desmond Bishop..... | 1 | 32 | 32.0 | 32t | 1 |
| Derrick Martin..... | 1 | 15 | 15.0 | 15 | 0 |
| Brandon Chillar..... | 1 | 9 | 9.0 | 9 | 0 |
| Morgan Burnett..... | 1 | 0 | 0.0 | 0 | 0 |
| PACKERS | 24 | 318 | 13.3 | 64 | 3 |
| OPPONENTS | 13 | 148 | 11.4 | 42 | 1 |

| PUNTING | No | Yds | Avg | Net | TB | In 20 | LG | Bik |
|------------------------|-----------|-------------|-------------|-------------|----------|-----------|-----------|----------|
| Tim Masthay..... | 71 | 3114 | 43.9 | 37.6 | 5 | 25 | 62 | 0 |
| PACKERS | 71 | 3114 | 43.9 | 37.6 | 5 | 25 | 62 | 0 |
| OPPONENTS | 78 | 3496 | 44.8 | 39.1 | 6 | 24 | 65 | 0 |

| PUNT RETURNS | Ret | FC | Yds | Avg | Long | TD |
|------------------------|-----------|-----------|------------|-------------|------------|----------|
| Tramon Williams..... | 41 | 19 | 326 | 8.0 | 52 | 0 |
| Sam Shields..... | 0 | 0 | -1 | 0.0 | -1 | 0 |
| PACKERS | 41 | 19 | 325 | 7.9 | 52 | 0 |
| OPPONENTS | 31 | 18 | 341 | 11.0 | 62t | 1 |

| KICKOFF RETURNS | No | Yds | Avg | Long | TD |
|------------------------|-----------|-------------|-------------|-----------|----------|
| Jordy Nelson..... | 22 | 496 | 22.5 | 51 | 0 |
| Sam Shields..... | 21 | 452 | 21.5 | 49 | 0 |
| Pat Lee..... | 13 | 265 | 20.4 | 30 | 0 |
| James Starks..... | 2 | 25 | 12.5 | 17 | 0 |
| John Kuhn..... | 1 | 8 | 8.0 | 8 | 0 |
| Matt Wilhelm..... | 1 | 3 | 3.0 | 3 | 0 |
| Donald Driver..... | 1 | 0 | 0.0 | 0 | 0 |
| Maurice Simpkins..... | 1 | 0 | 0.0 | 0 | 0 |
| PACKERS | 62 | 1249 | 20.1 | 51 | 0 |
| OPPONENTS | 76 | 1658 | 21.8 | 71 | 0 |

| FIELD GOALS | 1-19 | 20-29 | 30-39 | 40-49 | 50+ |
|------------------------|------------|------------|------------|-------------|------------|
| Mason Crosby..... | 1/1 | 7/8 | 4/5 | 8/10 | 2/4 |
| PACKERS | 1/1 | 7/8 | 4/5 | 8/10 | 2/4 |
| OPPONENTS | 1/1 | 8/8 | 6/7 | 7/9 | 2/4 |

Crosby: (49G, 56G) (44G, 24G) (38G, 37B) () (52G, 36G, 48N, 53N) (46G, 26G) () (20G, 45N, 41G, 40G) (54B, 26G) (42G) (22G) (29LU, 43G, 24G) (42G) (31G, 19G) (31G) (23G)
Opponents: (45G, 24G) () (49N, 25G, 19G) (55N, 39G, 52G, 49G, 24G) (26G, 51N, 45G, 33G) (53G, 41G, 44G) (28) (37N) (24G) (38G, 47G) (44G, 26G, 23G) (48WL) (38G) (38G) (30)

2010 REGULAR-SEASON DEFENSIVE STATISTICS

Official totals - based on coaches' film review, through Jan. 2 vs. Chicago

| Player | Total | | | Sacks/ Yards | Int/ Yards | Fum Rec | For Fum | Pass Def |
|-----------------|--------------|------------|------------|-------------------|---------------|------------|------------|-------------|
| | Tackles | Solo | Asst | | | | | |
| A.J. Hawk | 134 | 97 | 37 | 0.5/4.5 | 3/31 | 1 | 0 | 9 |
| Desmond Bishop | 121 | 82 | 39 | 3.0/23.0 | 1/32 | 0 | 2 | 10 |
| Charles Woodson | 105 | 79 | 26 | 2.0/11.0 | 2/48 | 0 | 5 | 13 |
| Clay Matthews | 83 | 55 | 28 | 13.5/93.5 | 1/62 | 0 | 2 | 4 |
| Nick Collins | 75 | 64 | 11 | 0.0/0.0 | 4/34 | 1 | 0 | 16 |
| Frank Zombo | 67 | 44 | 25 | 4.0/34.0 | 0/0 | 0 | 2 | 0 |
| B.J. Raji | 66 | 36 | 30 | 6.5/49.5 | 0/0 | 0 | 0 | 2 |
| Charlie Peprah | 64 | 50 | 14 | 0.0/0.0 | 2/0 | 0 | 0 | 7 |
| Tramon Williams | 63 | 54 | 9 | 1.0/5.0 | 6/87 | 2 | 1 | 23 |
| Ryan Pickett | 53 | 27 | 26 | 1.0/2.0 | 0/0 | 1 | 0 | 1 |
| Brad Jones | 37 | 20 | 17 | 0.0/0.0 | 0/0 | 0 | 0 | 0 |
| Erik Walden | 31 | 19 | 12 | 2.5/23.5 | 0/0 | 0 | 0 | 1 |
| Cullen Jenkins | 29 | 20 | 9 | 7.0/44.0 | 0/0 | 0 | 0 | 1 |
| Sam Shields | 27 | 22 | 5 | 0.0/0.0 | 2/0 | 0 | 0 | 9 |
| Nick Barnett | 27 | 21 | 6 | 0.0/0.0 | 0/0 | 0 | 0 | 0 |
| C.J. Wilson | 21 | 12 | 9 | 1.0/1.0 | 0/0 | 0 | 0 | 0 |
| Brandon Chillar | 18 | 14 | 4 | 1.0/9.0 | 1/9 | 0 | 0 | 1 |
| Brady Poppinga | 17 | 9 | 8 | 1.0/9.0 | 0/0 | 0 | 0 | 0 |
| Howard Green | 17 | 4 | 13 | 0.5/4.5 | 0/0 | 0 | 1 | 0 |
| Morgan Burnett | 15 | 12 | 3 | 0.0/0.0 | 1/0 | 0 | 0 | 1 |
| Jarrett Bush | 10 | 7 | 3 | 0.0/0.0 | 0/0 | 0 | 0 | 2 |
| Jarius Wynn | 9 | 4 | 5 | 1.5/10.5 | 0/0 | 0 | 0 | 0 |
| Atari Bigby | 5 | 4 | 1 | 0.0/0.0 | 0/0 | 1 | 0 | 0 |
| Mike Neal | 5 | 2 | 3 | 1.0/9.0 | 0/0 | 0 | 1 | 0 |
| Pat Lee | 3 | 2 | 1 | 0.0/0.0 | 0/0 | 0 | 0 | 0 |
| Anthony Smith | 2 | 2 | 0 | 0.0/0.0 | 0/0 | 0 | 0 | 0 |
| Robert Francois | 2 | 0 | 2 | 0.0/0.0 | 0/0 | 0 | 0 | 0 |
| Derrick Martin | 2 | 1 | 1 | 0.0/0.0 | 1/15 | 0 | 0 | 1 |
| T.J. Lang | 1 | 0 | 1 | 0.0/0.0 | 0/0 | 0 | 0 | 0 |
| Totals | 1,111 | 763 | 348 | 47.0/333.0 | 24/318 | 6 | 14 | 101 |

SPECIAL TEAMS

| Player | IT | FR | FF |
|-------------------|------------|----------|----------|
| Korey Hall | 15 | 0 | 0 |
| Jarrett Bush | 12 | 1 | 1 |
| Tom Crabtree | 12 | 0 | 0 |
| Brandon Underwood | 11 | 0 | 0 |
| Diyral Briggs | 8 | 0 | 0 |
| John Kuhn | 7 | 0 | 0 |
| Pat Lee | 7 | 0 | 0 |
| Brett Swain | 7 | 0 | 0 |
| Nick Collins | 6 | 1 | 0 |
| Derrick Martin | 6 | 0 | 0 |
| Charlie Peprah | 6 | 0 | 0 |
| Brett Goode | 5 | 0 | 0 |
| Quinn Johnson | 5 | 0 | 0 |
| Anthony Smith | 5 | 0 | 0 |
| Tramon Williams | 5 | 0 | 0 |
| Atari Bigby | 4 | 0 | 0 |
| Erik Walden | 4 | 0 | 0 |
| Matt Wilhelm | 4 | 0 | 0 |
| Desmond Bishop | 3 | 0 | 0 |
| Mason Crosby | 3 | 0 | 0 |
| Robert Francois | 3 | 0 | 0 |
| Brad Jones | 3 | 0 | 0 |
| Donald Lee | 3 | 0 | 0 |
| Dimitri Nance | 3 | 0 | 0 |
| Brandon Chillar | 2 | 0 | 0 |
| Josh Gordy | 1 | 0 | 0 |
| A.J. Hawk | 1 | 0 | 0 |
| Tim Masthay | 1 | 0 | 0 |
| Brady Poppinga | 1 | 0 | 0 |
| Andrew Quarless | 1 | 0 | 0 |
| Sam Shields | 1 | 0 | 0 |
| Maurice Simpkins | 1 | 0 | 0 |
| Totals | 156 | 2 | 1 |

DEFENSIVE SCORING

| Player | TD | Int | | Fum | Safeties |
|-----------------|----------|----------|----------|----------|----------|
| | | Ret | Ret | | |
| Desmond Bishop | 1 | 1 | 0 | 0 | 0 |
| Clay Matthews | 1 | 1 | 0 | 0 | 0 |
| Charles Woodson | 1 | 1 | 0 | 0 | 0 |
| Totals | 3 | 3 | 0 | 0 | 0 |

Defensive touchdowns (3):

Bishop — 32-yard interception return vs. Minnesota (10/24)
 Matthews — 62-yard interception return vs. Dallas (11/7)
 Woodson — 48-yard interception return vs. Detroit (10/3)

MISCELLANEOUS TACKLES

| Player | Tackles |
|-------------------|-----------|
| Donald Driver | 3 |
| Greg Jennings | 3 |
| Bryan Bulaga | 2 |
| Brandon Jackson | 2 |
| Chad Clifton | 1 |
| Daryn Colledge | 1 |
| Jermichael Finley | 1 |
| James Jones | 1 |
| Andrew Quarless | 1 |
| Scott Wells | 1 |
| Totals | 16 |

2010 POSTSEASON STATISTICS

| | Packers | Opponent |
|--------------------------------|----------------|----------------|
| TOTAL FIRST DOWNS | 71 | 50 |
| RUSHING..... | 22 | 13 |
| PASSING..... | 42 | 32 |
| PENALTY..... | 7 | 5 |
| 3RD DOWN: MADE/ATT..... | 18/36 | 9/36 |
| 3RD DOWN PCT..... | 50.0 | 25.0 |
| 4TH DOWN: MADE/ATT..... | 0/0 | 3/5 |
| 4TH DOWN PCT..... | 0.0 | 60.0 |
| POSSESSION AVG. | 34:48 | 25:12 |
| TOTAL NET YARDS | 1107 | 847 |
| AVG. PER GAME..... | 369.0 | 282.3 |
| TOTAL PLAYS..... | 193 | 172 |
| AVG. PER PLAY..... | 5.7 | 4.9 |
| NET YARDS RUSHING | 354 | 209 |
| AVG. PER GAME..... | 118.0 | 69.7 |
| TOTAL RUSHES..... | 95 | 59 |
| NET YARDS PASSING | 753 | 638 |
| AVG. PER GAME..... | 251.0 | 212.7 |
| SACKED/YARDS LOST..... | 5/37 | 10/73 |
| GROSS YARDS..... | 790 | 711 |
| ATT./COMPLETIONS..... | 93/66 | 103/59 |
| COMPLETION PCT..... | 71.0 | 57.3 |
| HAD INTERCEPTED..... | 2 | 6 |
| PUNTS/AVERAGE | 12/40.0 | 16/38.0 |
| NET PUNTING AVG..... | 12/33.9 | 16/34.8 |
| PENALTIES/YARDS | 14/120 | 23/171 |
| FUMBLES/BALL LOST | 7/3 | 4/2 |
| TOUCHDOWNS | 12 | 7 |
| RUSHING..... | 4 | 3 |
| PASSING..... | 6 | 3 |
| RETURNS..... | 2 | 1 |

| <u>SCORE BY PERIODS</u> | Q1 | Q2 | Q3 | Q4 | OT | PTS |
|-------------------------|----|----|----|----|----|-----|
| PACKERS | 14 | 42 | 21 | 13 | 0 | 90 |
| OPPONENTS | 7 | 10 | 7 | 27 | 0 | 51 |

| <u>SCORING</u> | TD | -Ru | -Pa | -Rt | K-PAT | FG | S | PTS |
|------------------------|-----------|----------|----------|----------|--------------|------------|----------|-----------|
| Mason Crosby..... | 0 | 0 | 0 | 0 | 12/12 | 2/3 | 0 | 18 |
| James Jones..... | 2 | 0 | 2 | 0 | 0/0 | 0/0 | 0 | 12 |
| John Kuhn..... | 2 | 1 | 1 | 0 | 0/0 | 0/0 | 0 | 12 |
| Aaron Rodgers..... | 2 | 2 | 0 | 0 | 0/0 | 0/0 | 0 | 12 |
| Tom Crabtree..... | 1 | 0 | 1 | 0 | 0/0 | 0/0 | 0 | 6 |
| Brandon Jackson..... | 1 | 0 | 1 | 0 | 0/0 | 0/0 | 0 | 6 |
| Jordy Nelson..... | 1 | 0 | 1 | 0 | 0/0 | 0/0 | 0 | 6 |
| B.J. Raji..... | 1 | 0 | 0 | 1 | 0/0 | 0/0 | 0 | 6 |
| James Starks..... | 1 | 1 | 0 | 0 | 0/0 | 0/0 | 0 | 6 |
| Tramon Williams..... | 1 | 0 | 0 | 1 | 0/0 | 0/0 | 0 | 6 |
| PACKERS | 12 | 4 | 6 | 2 | 12/12 | 2/3 | 0 | 90 |
| OPPONENTS | 7 | 3 | 3 | 1 | 6/6 | 1/3 | 0 | 51 |

2-Pt Conversions: Packers 0-0, Opponents 0-1

SACKS: Clay Matthews 3.5, Desmond Bishop 1, B.J. Raji 1, Sam Shields 1, Erik Walden 1, C.J. Wilson 1, Charles Woodson 1, Cullen Jenkins 0.5, PACKERS 10, OPPONENTS 5

| <u>RUSHING</u> | No | Yds | Avg | Long | TD |
|------------------------|-----------|------------|------------|-----------|----------|
| James Starks..... | 70 | 263 | 3.8 | 27 | 1 |
| Aaron Rodgers..... | 12 | 56 | 4.7 | 25 | 2 |
| Brandon Jackson..... | 6 | 28 | 4.7 | 13 | 0 |
| John Kuhn..... | 6 | 8 | 1.3 | 4 | 1 |
| Matt Flynn..... | 1 | -1 | -1.0 | -1 | 0 |
| PACKERS | 95 | 354 | 3.7 | 27 | 4 |
| OPPONENTS | 59 | 209 | 3.5 | 14 | 3 |

| <u>RECEIVING</u> | No | Yds | Avg | Long | TD |
|------------------------|-----------|------------|-------------|-----------|----------|
| Greg Jennings..... | 17 | 239 | 14.1 | 30 | 0 |
| Donald Driver..... | 12 | 141 | 11.8 | 24 | 0 |
| Jordy Nelson..... | 12 | 146 | 12.2 | 22 | 1 |
| James Jones..... | 6 | 94 | 15.7 | 34 | 2 |
| John Kuhn..... | 6 | 53 | 8.8 | 16 | 1 |
| Brandon Jackson..... | 4 | 50 | 12.5 | 16t | 1 |
| Andrew Quarless..... | 4 | 41 | 10.3 | 15 | 0 |
| James Starks..... | 3 | 15 | 5.0 | 8 | 0 |
| Tom Crabtree..... | 1 | 7 | 7.0 | 7t | 1 |
| Quinn Johnson..... | 1 | 4 | 4.0 | 4 | 0 |
| PACKERS | 66 | 790 | 12.0 | 34 | 6 |
| OPPONENTS | 59 | 711 | 12.1 | 44 | 3 |

| <u>INTERCEPTIONS</u> | No | Yds | Avg | Long | TD |
|------------------------|----------|------------|-------------|------------|----------|
| Tramon Williams..... | 3 | 79 | 26.3 | 70t | 1 |
| Sam Shields..... | 2 | 40 | 20.0 | 32 | 0 |
| B.J. Raji..... | 1 | 18 | 18.0 | 18t | 1 |
| PACKERS | 6 | 137 | 22.8 | 70t | 2 |
| OPPONENTS | 2 | 43 | 21.5 | 39 | 0 |

| <u>PUNTING</u> | No | Yds | Avg | Net | TB | In 20 | LG | Blk |
|------------------------|-----------|------------|-------------|-------------|----------|----------|-----------|----------|
| Tim Masthay..... | 12 | 480 | 40.0 | 33.9 | 1 | 6 | 65 | 0 |
| PACKERS | 12 | 480 | 40.0 | 33.9 | 1 | 6 | 65 | 0 |
| OPPONENTS | 16 | 608 | 38.0 | 34.8 | 1 | 4 | 57 | 0 |

| <u>PUNT RETURNS</u> | Ret | FC | Yds | Avg | Long | TD |
|------------------------|----------|----------|-----------|------------|-----------|----------|
| Tramon Williams..... | 5 | 2 | 31 | 6.2 | 11 | 0 |
| Brandon Underwood..... | 1 | 0 | 0 | 0.0 | 0 | 0 |
| PACKERS | 6 | 2 | 31 | 5.2 | 11 | 0 |
| OPPONENTS | 6 | 1 | 53 | 8.8 | 22 | 0 |

| <u>KICKOFF RETURNS</u> | No | Yds | Avg | Long | TD |
|------------------------|-----------|------------|-------------|-------------|----------|
| James Starks..... | 5 | 70 | 14.0 | 20 | 0 |
| Charles Woodson..... | 2 | 29 | 14.5 | 15 | 0 |
| Sam Shields..... | 1 | 9 | 9.0 | 9 | 0 |
| PACKERS | 8 | 108 | 13.5 | 20 | 0 |
| OPPONENTS | 15 | 350 | 23.3 | 102t | 1 |

| <u>FIELD GOALS</u> | 1-19 | 20-29 | 30-39 | 40-49 | 50+ |
|------------------------|------------|------------|------------|------------|------------|
| Mason Crosby..... | 0/0 | 0/0 | 1/1 | 1/1 | 0/1 |
| PACKERS | 0/0 | 0/0 | 1/1 | 1/1 | 0/1 |
| OPPONENTS | 0/0 | 1/1 | 0/1 | 0/1 | 0/0 |

Crosby: () (50LU, 43G, 32G) ()
Opponents: (41WR, 29G, 34WR) () ()

| <u>PASSING</u> | Att | Cmp | Yds | Cmp% | Yds/Att | TD | TD% | Int | Int% | Long | Sack/Lost | Rating |
|------------------------|------------|-----------|------------|-------------|-------------|----------|------------|----------|------------|-----------|--------------|--------------|
| Aaron Rodgers..... | 93 | 66 | 790 | 71.0 | 8.49 | 6 | 6.5 | 2 | 2.2 | 34 | 5/37 | 109.2 |
| PACKERS | 93 | 66 | 790 | 71.0 | 8.49 | 6 | 6.5 | 2 | 2.2 | 34 | 5/37 | 109.2 |
| OPPONENTS | 103 | 59 | 711 | 57.3 | 6.90 | 3 | 2.9 | 6 | 5.8 | 44 | 10/73 | 64.0 |

2010 POSTSEASON DEFENSIVE STATISTICS

Official totals - based on coaches' film review, through Jan. 23 at Chicago

SPECIAL TEAMS

| Player | Total | | | Sacks/ Yards | Int/ Yards | Fum Rec | For Fum | Pass Def |
|-----------------|------------|------------|-----------|------------------|---------------|------------|------------|-------------|
| | Tackles | Solo | Asst | | | | | |
| Desmond Bishop | 21 | 18 | 3 | 1.0/9.0 | 0/0 | 1 | 1 | 1 |
| Clay Matthews | 16 | 14 | 2 | 3.5/27.5 | 0/0 | 1 | 0 | 0 |
| Charlie Peprah | 16 | 14 | 2 | 0.0/0.0 | 0/0 | 0 | 0 | 0 |
| A.J. Hawk | 16 | 12 | 4 | 0.0/0.0 | 0/0 | 0 | 0 | 0 |
| Charles Woodson | 16 | 12 | 4 | 1.0/7.0 | 0/0 | 0 | 0 | 0 |
| Erik Walden | 15 | 9 | 6 | 1.0/0.0 | 0/0 | 0 | 1 | 0 |
| Sam Shields | 11 | 11 | 0 | 1.0/10.0 | 2/40 | 0 | 1 | 5 |
| B.J. Raji | 10 | 6 | 4 | 1.0/9.0 | 1/18 | 0 | 0 | 2 |
| Ryan Pickett | 10 | 3 | 7 | 0.0/0.0 | 0/0 | 0 | 0 | 0 |
| Nick Collins | 8 | 8 | 0 | 0.0/0.0 | 0/0 | 0 | 0 | 5 |
| Tramon Williams | 7 | 4 | 3 | 0.0/0.0 | 3/79 | 0 | 0 | 5 |
| Cullen Jenkins | 6 | 6 | 0 | 0.5/2.5 | 0/0 | 0 | 0 | 0 |
| C.J. Wilson | 6 | 5 | 1 | 1.0/8.0 | 0/0 | 0 | 0 | 0 |
| Robert Francois | 3 | 2 | 1 | 0.0/0.0 | 0/0 | 0 | 0 | 0 |
| Howard Green | 3 | 1 | 2 | 0.0/0.0 | 0/0 | 0 | 0 | 0 |
| Jarrett Bush | 1 | 1 | 0 | 0.0/0.0 | 0/0 | 0 | 0 | 0 |
| Jarius Wynn | 1 | 1 | 0 | 0.0/0.0 | 0/0 | 0 | 0 | 0 |
| Totals | 166 | 127 | 39 | 10.0/73.0 | 6/137 | 2 | 3 | 18 |

| Player | TI | FR | FF |
|-------------------|-----------|----------|----------|
| Jarrett Bush | 5 | 0 | 0 |
| John Kuhn | 4 | 0 | 0 |
| Diyral Briggs | 3 | 0 | 0 |
| Tom Crabtree | 3 | 0 | 0 |
| Robert Francois | 3 | 0 | 0 |
| Brandon Underwood | 3 | 0 | 0 |
| Charlie Peprah | 3 | 0 | 0 |
| Brett Swain | 3 | 0 | 0 |
| Matt Wilhelm | 3 | 0 | 0 |
| Korey Hall | 2 | 0 | 0 |
| Pat Lee | 2 | 0 | 0 |
| Nick Collins | 1 | 0 | 0 |
| Brett Goode | 1 | 0 | 0 |
| Robert Francois | 1 | 0 | 0 |
| Totals | 37 | 0 | 0 |

DEFENSIVE SCORING

| Player | TD | Int | | Fum | Safeties |
|-----------------|----------|----------|----------|----------|----------|
| | | Ret | Ret | | |
| B.J. Raji | 1 | 1 | 0 | 0 | 0 |
| Tramon Williams | 1 | 1 | 0 | 0 | 0 |
| Totals | 2 | 2 | 0 | 0 | 0 |

MISCELLANEOUS TACKLES

| Player | Tackles |
|---------------|----------|
| Aaron Rodgers | 2 |
| Donald Driver | 1 |
| Totals | 3 |

Defensive touchdowns (2):

Raji — 18-yard interception return at Chicago (1/23)
Williams — 70-yard interception return at Atlanta (1/15)

| NFL | | | | | | | | | |
|-----|----------------------|-------|------|-----|-----------|-----|------------------------|-------------|---------------------------|
| No | ALPHABETICAL ROSTER | Pos | Ht | Wt | Birthdate | Exp | College | High School | Hometown |
| 20 | Bigby, Atari | S | 5-11 | 213 | 9/19/81 | 5 | Central Florida | | Miami, Fla. |
| 55 | Bishop, Desmond | LB | 6-2 | 238 | 7/24/84 | 4 | California | | Fairfield, Calif. |
| 53 | Briggs, Dyral | LB | 6-3 | 248 | 10/31/85 | 2 | Bowling Green | | Mt. Healthy, Ohio |
| 75 | Bulaga, Bryan | T | 6-5 | 314 | 3/21/89 | R | Iowa | | Woodstock, Ill. |
| 24 | Bush, Jarrett | CB/S | 6-0 | 200 | 5/21/84 | 5 | Utah State | | Vacaville, Calif. |
| 76 | Clifton, Chad | T | 6-5 | 320 | 6/26/76 | 11 | Tennessee | | Martin, Tenn. |
| 73 | Colledge, Daryn | G | 6-4 | 308 | 2/11/82 | 5 | Boise State | | North Pole, Alaska |
| 36 | Collins, Nick | S | 5-11 | 207 | 8/16/83 | 6 | Bethune-Cookman | | Cross City, Fla. |
| 83 | Crabtree, Tom | TE | 6-4 | 245 | 11/4/85 | 1 | Miami (Ohio) | | Carroll, Ohio |
| 2 | Crosby, Mason | K | 6-1 | 207 | 9/3/84 | 4 | Colorado | | Georgetown, Texas |
| 62 | Dietrich-Smith, Evan | C/G | 6-2 | 308 | 7/19/86 | 2 | Idaho State | | Salinas, Calif. |
| 80 | Driver, Donald | WR | 6-0 | 194 | 2/2/75 | 12 | Alcorn State | | Houston, Texas |
| 10 | Flynn, Matt | QB | 6-2 | 225 | 6/20/85 | 3 | Louisiana State | | Tyler, Texas |
| 49 | Francois, Robert | LB | 6-2 | 255 | 5/14/85 | 1 | Boston College | | Byfield, Mass. |
| 61 | Goode, Brett | LS | 6-1 | 255 | 11/2/84 | 3 | Arkansas | | Fort Smith, Ark. |
| 40 | Gordy, Josh | CB | 5-11 | 195 | 2/9/87 | R | Central Michigan | | Sandersville, Ga. |
| 95 | Green, Howard | NT | 6-2 | 340 | 1/12/79 | 6 | Louisiana State | | Donaldsonville, La. |
| 35 | Hall, Corey | FB | 6-0 | 236 | 8/5/83 | 4 | Boise State | | Glenns Ferry, Idaho |
| 6 | Harrell, Graham | QB | 6-2 | 215 | 5/22/85 | 1 | Texas Tech | | Ennis, Texas |
| 50 | Hawk, A.J. | LB | 6-1 | 247 | 1/6/84 | 5 | Ohio State | | Centerville, Ohio |
| 32 | Jackson, Brandon | RB | 5-10 | 216 | 10/2/85 | 4 | Nebraska | | Horn Lake, Miss. |
| 77 | Jenkins, Cullen | DE | 6-2 | 305 | 1/20/81 | 7 | Central Michigan | | Belleville, Mich. |
| 85 | Jennings, Greg | WR | 5-11 | 198 | 9/21/83 | 5 | Western Michigan | | Kalamazoo, Mich. |
| 45 | Johnson, Quinn | FB | 6-1 | 263 | 9/30/86 | 2 | Louisiana State | | Edgard, La. |
| 89 | Jones, James | WR | 6-1 | 208 | 3/31/84 | 4 | San Jose State | | San Jose, Calif. |
| 30 | Kuhn, John | RB | 6-0 | 250 | 9/9/82 | 5 | Shippensburg | | York, Pa. |
| 70 | Lang, T.J. | T/G | 6-4 | 318 | 9/20/87 | 2 | Eastern Michigan | | Birmingham, Mich. |
| 86 | Lee, Donald | TE | 6-4 | 248 | 8/31/80 | 8 | Mississippi State | | Maben, Miss. |
| 22 | Lee, Pat | CB | 6-0 | 196 | 2/20/84 | 3 | Auburn | | Miami, Fla. |
| 8 | Masthay, Tim | P | 6-1 | 200 | 3/16/87 | 1 | Kentucky | | Murray, Ky. |
| 52 | Matthews, Clay | LB | 6-3 | 255 | 5/14/86 | 2 | Southern California | | Aqoura Hills, Calif. |
| 67 | McDonald, Nick | C/G | 6-4 | 316 | 6/27/87 | R | Grand Valley State | | Sterling Heights, Mich. |
| 23 | Nance, Dimitri | RB | 5-10 | 219 | 2/18/88 | R | Arizona State | | Eules, Texas |
| 87 | Nelson, Jordy | WR | 6-3 | 217 | 5/31/85 | 3 | Kansas State | | Riley, Kan. |
| 26 | Peprah, Charlie | S | 5-11 | 203 | 2/24/83 | 5 | Alabama | | Plano, Texas |
| 79 | Pickett, Ryan | DE/NT | 6-2 | 340 | 10/8/79 | 10 | Ohio State | | Zephyrhills, Fla. |
| 81 | Quarless, Andrew | TE | 6-4 | 252 | 10/6/88 | R | Penn State | | Uniondale, N.Y. |
| 90 | Raji, B.J. | NT | 6-2 | 337 | 7/11/86 | 2 | Boston College | | Washington Township, N.J. |
| 12 | Rodgers, Aaron | QB | 6-2 | 225 | 12/2/83 | 6 | California | | Chico, Calif. |
| 37 | Shields, Sam | CB | 5-11 | 184 | 12/8/87 | R | Miami | | Sarasota, Fla. |
| 71 | Sitton, Josh | G | 6-3 | 318 | 6/6/86 | 3 | Central Florida | | Pensacola, Fla. |
| 72 | Spitz, Jason | C/G | 6-3 | 305 | 12/19/82 | 5 | Louisville | | Jacksonville, Fla. |
| 44 | Starks, James | RB | 6-2 | 218 | 2/25/86 | R | Buffalo | | Niagara Falls, N.Y. |
| 16 | Swain, Brett | WR | 6-0 | 200 | 6/21/85 | 2 | San Diego State | | Carlsbad, Calif. |
| 28 | Underwood, Brandon | CB | 6-1 | 191 | 6/24/86 | 2 | Cincinnati | | Hamilton, Ohio |
| 93 | Walden, Erik | LB | 6-2 | 250 | 8/21/85 | 3 | Middle Tennessee State | | Dublin, Ga. |
| 63 | Wells, Scott | C | 6-2 | 300 | 1/7/81 | 7 | Tennessee | | Brentwood, Tenn. |
| 57 | Wilhelm, Matt | LB | 6-4 | 247 | 2/2/81 | 8 | Ohio State | | Elyria, Ohio |
| 38 | Williams, Tramon | CB | 5-11 | 191 | 3/16/83 | 4 | Louisiana Tech | | Napoleonville, La. |
| 98 | Wilson, C.J. | DE | 6-3 | 290 | 3/30/87 | R | East Carolina | | Pinetown, N.C. |
| 21 | Woodson, Charles | CB | 6-1 | 202 | 10/7/76 | 13 | Michigan | | Fremont, Ohio |
| 94 | Wynn, Jarius | DE | 6-3 | 285 | 8/29/86 | 2 | Georgia | | Lincolnton, Ga. |
| 58 | Zombo, Frank | LB | 6-3 | 254 | 3/5/87 | R | Central Michigan | | Sterling Heights, Mich. |

Practice Squad

| | | | | | | | | | |
|----|-----------------|-------|------|-----|----------|---|------------------|--|----------------------|
| 64 | Battles, Adrian | G | 6-3 | 318 | 10/30/86 | R | Minnesota State | | Milwaukee, Wis. |
| 69 | Campbell, Chris | T | 6-5 | 328 | 9/22/86 | R | Eastern Illinois | | Chicago, Ill. |
| 43 | Greco, Michael | S | 6-3 | 224 | 2/26/87 | R | Central Florida | | Ft. Lauderdale, Fla. |
| 48 | Jackson, Cardia | LB | 6-1 | 236 | 10/13/88 | R | Louisiana-Monroe | | Monroe, La. |
| 34 | Levine, Anthony | S | 5-11 | 199 | 3/27/87 | R | Tennessee State | | Winston-Salem, N.C. |
| 68 | Ross, Jay | NT | 6-3 | 302 | 10/3/87 | R | East Carolina | | Wilmington, N.C. |
| 11 | West, Chastin | WR | 6-1 | 216 | 5/1/87 | R | Fresno State | | Moorpark, Calif. |
| 60 | Young, Curtis | LB/DE | 6-1 | 270 | 1/8/87 | R | Cincinnati | | Cleveland, Ohio |

Injured Reserve

| | | | | | | | | | |
|----|--------------------|-----|------|-----|----------|----|-----------------|--|---------------------|
| 56 | Barnett, Nick | LB | 6-2 | 236 | 5/27/81 | 8 | Oregon State | | Oct. 15 (wrist) |
| | Bell, Josh | CB | 5-11 | 177 | 1/8/85 | 3 | Baylor | | Aug. 12 (foot) |
| 42 | Burnett, Morgan | S | 6-1 | 209 | 1/13/89 | R | Georgia Tech | | Oct. 7 (knee) |
| 54 | Chillar, Brandon | LB | 6-3 | 237 | 10/21/82 | 7 | UCLA | | Nov. 30 (shoulder) |
| 88 | Finley, Jermichael | TE | 6-5 | 247 | 3/26/87 | 3 | Texas | | Oct. 18 (knee) |
| 25 | Grant, Ryan | RB | 6-1 | 222 | 12/9/82 | 4 | Notre Dame | | Sept. 14 (ankle) |
| 91 | Harrell, Justin | DE | 6-4 | 315 | 2/14/84 | 4 | Tennessee | | Sept. 14 (knee) |
| 41 | Havner, Spencer | TE | 6-3 | 250 | 2/2/83 | 2 | UCLA | | Nov. 30 (hamstring) |
| 59 | Jones, Brad | LB | 6-3 | 242 | 4/1/86 | 2 | Colorado | | Oct. 27 (shoulder) |
| 29 | Martin, Derrick | S | 5-10 | 198 | 5/16/85 | 5 | Wyoming | | Oct. 13 (knee) |
| 96 | Neal, Mike | DE | 6-3 | 294 | 6/26/87 | R | Purdue | | Oct. 26 (shoulder) |
| 74 | Newhouse, Marshall | G/T | 6-4 | 319 | 9/29/88 | R | Texas Christian | | Dec. 31 (back) |
| 51 | Poppinga, Brady | LB | 6-3 | 250 | 9/21/79 | 6 | Brigham Young | | Oct. 26 (knee) |
| 27 | Smith, Anthony | S | 6-0 | 200 | 9/20/83 | 5 | Syracuse | | Dec. 18 (ankle) |
| 65 | Tauscher, Mark | T | 6-3 | 320 | 6/17/77 | 11 | Wisconsin | | Nov. 12 (shoulder) |

| No | NUMERICAL ROSTER | Pos | Ht | Wt | Age | NFL | College | How | Reg. season |
|----|---------------------|-------|------|-----|-----|-----|------------------------|----------------|--------------|
| | | | | | | Exp | | Acquired | GP/GS/DNP/IA |
| 2 | Mason Crosby | K | 6-1 | 207 | 26 | 4 | Colorado | D6c-07 | 16/0/0/0 |
| 6 | Graham Harrell | QB | 6-2 | 215 | 25 | 1 | Texas Tech | FA-10 | 0/0/1/2 |
| 8 | Tim Masthay | P | 6-1 | 200 | 23 | 1 | Kentucky | FA-10 | 16/0/0/0 |
| 10 | Matt Flynn | QB | 6-2 | 225 | 25 | 3 | Louisiana State | D7a-08 | 7/1/9/0 |
| 12 | Aaron Rodgers | QB | 6-2 | 225 | 27 | 6 | California | D1-05 | 15/15/0/1 |
| 16 | Brett Swain | WR | 6-0 | 200 | 25 | 2 | San Diego State | D7b-08 (FA-08) | 16/1/0/0 |
| 20 | Atari Bigby | S | 5-11 | 213 | 29 | 5 | Central Florida | FA-05 | 4/0/0/4 |
| 21 | Charles Woodson | CB | 6-1 | 202 | 34 | 13 | Michigan | UFA-06 (Oak) | 16/16/0/0 |
| 22 | Pat Lee | CB | 6-0 | 196 | 26 | 3 | Auburn | D2c-08 | 11/1/0/5 |
| 23 | Dimitri Nance | RB | 5-10 | 219 | 22 | R | Arizona State | PS-10 (Atl) | 12/0/0/3 |
| 24 | Jarrett Bush | CB/S | 6-0 | 200 | 26 | 5 | Utah State | W-06 (Car) | 16/1/0/0 |
| 26 | Charlie Peprah | S | 5-11 | 203 | 27 | 5 | Alabama | FA-10 | 14/11/0/2 |
| 28 | Brandon Underwood | CB | 6-1 | 191 | 24 | 2 | Cincinnati | D6b-09 | 12/0/0/4 |
| 30 | John Kuhn | RB | 6-0 | 250 | 28 | 5 | Shippensburg | W-07 (Pitt) | 16/2/0/0 |
| 32 | Brandon Jackson | RB | 5-10 | 216 | 25 | 4 | Nebraska | D2-07 | 16/13/0/0 |
| 35 | Korey Hall | FB | 6-0 | 236 | 27 | 4 | Boise State | D6a-07 | 12/6/0/4 |
| 36 | Nick Collins | S | 5-11 | 207 | 27 | 6 | Bethune-Cookman | D2a-05 | 16/16/0/0 |
| 37 | Sam Shields | CB | 5-11 | 184 | 23 | R | Miami | FA-10 | 14/6/0/2 |
| 38 | Tramon Williams | CB | 5-11 | 191 | 27 | 4 | Louisiana Tech | FA-06 | 16/16/0/0 |
| 40 | Josh Gordy | CB | 5-11 | 195 | 23 | R | Central Michigan | FA-10 | 2/0/0/3 |
| 44 | James Starks | RB | 6-2 | 218 | 24 | R | Buffalo | D6-10 | 3/0/0/4 |
| 45 | Quinn Johnson | FB | 6-1 | 263 | 24 | 2 | Louisiana State | D5a-09 | 11/4/0/5 |
| 49 | Robert Francois | LB | 6-2 | 255 | 25 | 1 | Boston College | FA-09 | 8/1/0/1 |
| 50 | A.J. Hawk | LB | 6-1 | 247 | 27 | 5 | Ohio State | D1-06 | 16/15/0/0 |
| 52 | Clay Matthews | LB | 6-3 | 255 | 24 | 2 | Southern California | D1b-09 | 15/15/0/1 |
| 53 | Dyral Briggs | LB | 6-3 | 248 | 25 | 2 | Bowling Green | FA-10 | 5/0/0/4 |
| 55 | Desmond Bishop | LB | 6-2 | 238 | 26 | 4 | California | D6b-07 | 15/12/0/1 |
| 57 | Matt Wilhelm | LB | 6-4 | 247 | 29 | 8 | Ohio State | FA-10 | 7/0/0/2 |
| 58 | Frank Zombo | LB | 6-3 | 254 | 23 | R | Central Michigan | FA-10 | 13/8/0/3 |
| 61 | Brett Goode | LS | 6-1 | 255 | 26 | 3 | Arkansas | FA-08 | 16/0/0/0 |
| 62 | Evan Dietrich-Smith | C/G | 6-2 | 308 | 24 | 2 | Idaho State | FA-10 | 0/0/0/1 |
| 63 | Scott Wells | C | 6-2 | 300 | 30 | 7 | Tennessee | D7-04 (FA-04) | 16/16/0/0 |
| 67 | Nick McDonald | C/G | 6-4 | 316 | 23 | R | Grand Valley State | FA-10 | 0/0/0/16 |
| 70 | T.J. Lang | T/G | 6-4 | 318 | 23 | 2 | Eastern Michigan | D4-09 | 12/0/0/4 |
| 71 | Josh Sitton | G | 6-3 | 318 | 24 | 3 | Central Florida | D4b-08 | 16/16/0/0 |
| 72 | Jason Spitz | C/G | 6-3 | 305 | 28 | 5 | Louisville | D3b-06 | 16/0/0/0 |
| 73 | Daryn Colledge | G | 6-4 | 308 | 28 | 5 | Boise State | D2a-06 | 16/16/0/0 |
| 75 | Bryan Bulaga | T | 6-5 | 314 | 21 | R | Iowa | D1-10 | 16/12/0/0 |
| 76 | Chad Clifton | T | 6-5 | 320 | 34 | 11 | Tennessee | D2-00 | 16/16/0/0 |
| 77 | Cullen Jenkins | DE | 6-2 | 305 | 30 | 7 | Central Michigan | FA-04 | 11/8/1/4 |
| 79 | Ryan Pickett | DE/NT | 6-2 | 340 | 31 | 10 | Ohio State | UFA-06 (STL) | 14/12/0/2 |
| 80 | Donald Driver | WR | 6-0 | 194 | 35 | 12 | Alcorn State | D7b-99 | 15/15/0/1 |
| 81 | Andrew Quarless | TE | 6-4 | 252 | 22 | R | Penn State | D5a-10 | 13/3/0/3 |
| 83 | Tom Crabtree | TE | 6-4 | 245 | 25 | 1 | Miami (Ohio) | FA-09 | 16/1/0/0 |
| 85 | Greg Jennings | WR | 5-11 | 198 | 27 | 5 | Western Michigan | D2b-06 | 16/16/0/0 |
| 86 | Donald Lee | TE | 6-4 | 248 | 30 | 8 | Mississippi State | FA-05 | 15/6/0/1 |
| 87 | Jordy Nelson | WR | 6-3 | 217 | 25 | 3 | Kansas State | D2a-08 | 16/4/0/0 |
| 89 | James Jones | WR | 6-1 | 208 | 26 | 4 | San Jose State | D3a-07 | 16/3/0/0 |
| 90 | B.J. Raji | NT | 6-2 | 337 | 24 | 2 | Boston College | D1a-09 | 16/16/0/0 |
| 93 | Erik Walden | LB | 6-2 | 250 | 25 | 3 | Middle Tennessee State | FA-10 | 9/2/0/0 |
| 94 | Jarius Wynn | DE | 6-3 | 285 | 24 | 2 | Georgia | D6a-09 (FA-10) | 9/0/0/6 |
| 95 | Howard Green | NT | 6-2 | 340 | 32 | 6 | Louisiana State | FA-10 | 9/3/0/0 |
| 98 | C.J. Wilson | DE | 6-3 | 290 | 23 | R | East Carolina | D7-10 | 15/3/0/1 |

Practice Squad

| | | | | | | | | | |
|----|----------------|-------|------|-----|----|---|------------------|-------|---------|
| 11 | Chastin West | WR | 6-1 | 216 | 23 | R | Fresno State | FA-10 | 0/0/0/0 |
| 34 | Anthony Levine | S | 5-11 | 199 | 23 | R | Tennessee State | FA-10 | 0/0/0/0 |
| 43 | Michael Greco | S | 6-3 | 224 | 23 | R | Central Florida | FA-10 | 0/0/0/0 |
| 48 | Cardia Jackson | LB | 6-1 | 236 | 22 | R | Louisiana-Monroe | FA-10 | 0/0/0/0 |
| 60 | Curtis Young | LB/DE | 6-1 | 270 | 24 | R | Cincinnati | FA-10 | 0/0/0/0 |
| 64 | Adrian Battles | G | 6-3 | 318 | 24 | R | Minnesota State | FA-10 | 0/0/0/0 |
| 68 | Jay Ross | NT | 6-3 | 302 | 23 | R | East Carolina | FA-10 | 0/0/0/0 |
| 69 | Chris Campbell | T | 6-5 | 328 | 24 | R | Eastern Illinois | FA-10 | 0/0/0/0 |

Injured Reserve

| | | | | | | | | | |
|----|-------------------|-----|------|-----|----|----|-----------------|----------------|----------|
| 25 | Josh Bell | CB | 5-11 | 177 | 26 | 3 | Baylor | FA-09 | 0/0/0/0 |
| 27 | Ryan Grant | RB | 6-1 | 222 | 28 | 4 | Notre Dame | T-07 (NYG) | 1/1/0/0 |
| 29 | Anthony Smith | S | 6-0 | 200 | 27 | 5 | Syracuse | T-10 (Jac) | 4/0/0/3 |
| 41 | Derrick Martin | S | 5-10 | 198 | 25 | 5 | Wyoming | T-09 (Bal) | 5/0/0/0 |
| 42 | Spencer Havner | TE | 6-3 | 250 | 27 | 2 | UCLA | FA-10 | 1/0/0/1 |
| 51 | Morgan Burnett | S | 6-1 | 209 | 22 | R | Georgia Tech | D3-10 | 4/4/0/0 |
| 54 | Brady Poppinga | LB | 6-3 | 250 | 31 | 6 | Brigham Young | D4b-05 | 6/1/0/0 |
| 54 | Brandon Chillar | LB | 6-3 | 237 | 28 | 7 | UCLA | UFA-08 (STL) | 8/1/0/3 |
| 56 | Nick Barnett | LB | 6-2 | 236 | 29 | 8 | Oregon State | D1-03 | 4/4/0/1 |
| 59 | Brad Jones | LB | 6-3 | 242 | 24 | 2 | Colorado | D7-09 | 6/5/0/1 |
| 65 | Mark Tauscher | T | 6-3 | 320 | 33 | 11 | Wisconsin | D7a-00 (FA-09) | 4/4/0/5 |
| 74 | Marshall Newhouse | G/T | 6-4 | 319 | 22 | R | Texas Christian | D5b-10 | 0/0/0/15 |
| 88 | Jermichael Finley | TE | 6-5 | 247 | 23 | 3 | Texas | D3-08 | 5/5/0/1 |
| 91 | Justin Harrell | DE | 6-4 | 315 | 26 | 4 | Tennessee | D1-07 | 1/0/0/0 |
| 96 | Mike Neal | DE | 6-3 | 294 | 23 | R | Purdue | D2-10 | 2/0/0/5 |

INDIVIDUAL STATISTICS, OFFENSE

PASSING

A.Rodgers

| | | First Half | | | | | | | | | | Second Half | | | | | | | | | |
|-------------------|--------|------------|------------|-------------|-------------|---------------|-----------|------------|----------|--------------|------------|-------------|-------------|-------------|--------------|-----------|------------|----------|--------------|--|--|
| | | Att | Com | Pct | Yds | Sk/Yd | TD | Lg | Int | Rtng | Att | Com | Pct | Yds | Sk/Yd | TD | Lg | Int | Rtng | | |
| 9/12 | at Phi | 22 | 16 | 72.7 | 129 | 3/21 | 1 | 16 | 1 | 83.3 | 9 | 3 | 33.3 | 59 | 0/0 | 1 | 32t | 1 | 54.6 | | |
| 9/19 | Buf | 16 | 8 | 50.0 | 110 | 0/0 | 0 | 34 | 0 | 72.4 | 13 | 11 | 84.6 | 145 | 0/0 | 2 | 30t | 0 | 152.7 | | |
| 9/27 | at Chi | 23 | 15 | 65.2 | 172 | 0/0 | 1 | 28 | 1 | 84.0 | 22 | 19 | 86.4 | 144 | 0/0 | 0 | 20 | 0 | 93.9 | | |
| 10/3 | Det | 9 | 8 | 88.9 | 131 | 1/7 | 3 | 48 | 0 | 158.3 | 8 | 4 | 50.0 | 50 | 1/5 | 0 | 15 | 2 | 30.2 | | |
| 10/10 | at Was | 25 | 14 | 56.0 | 152 | 1/4 | 1 | 35 | 0 | 87.4 | 21 | 13 | 61.9 | 141 | 3/19 | 0 | 34 | 1 | 61.8 | | |
| 10/17 | Mia | 13 | 7 | 53.8 | 169 | 2/17 | 1 | 86t | 0 | 124.7 | 20 | 11 | 55.0 | 144 | 3/13 | 0 | 24 | 1 | 57.1 | | |
| 10/24 | Min | 21 | 13 | 61.9 | 227 | 0/0 | 1 | 45 | 2 | 75.0 | 13 | 8 | 61.5 | 68 | 0/0 | 1 | 17 | 0 | 100.8 | | |
| 10/31 | at NYJ | 21 | 7 | 33.3 | 85 | 2/14 | 0 | 30 | 0 | 46.7 | 13 | 8 | 61.5 | 85 | 0/0 | 0 | 19 | 0 | 80.6 | | |
| 11/7 | Dal | 18 | 16 | 88.9 | 174 | 1/12 | 2 | 33 | 0 | 144.0 | 16 | 11 | 68.8 | 115 | 0/0 | 1 | 27 | 0 | 110.2 | | |
| 11/21 | at Min | 22 | 14 | 63.6 | 188 | 2/15 | 2 | 47 | 0 | 121.0 | 9 | 8 | 88.9 | 113 | 1/8 | 2 | 46t | 0 | 158.3 | | |
| 11/28 | at Atl | 11 | 9 | 81.8 | 115 | 0/0 | 0 | 31 | 0 | 110.2 | 24 | 17 | 70.8 | 229 | 1/3 | 1 | 35 | 0 | 114.8 | | |
| 12/5 | SF | 20 | 12 | 60.0 | 156 | 2/12 | 1 | 57t | 0 | 101.3 | 10 | 9 | 90.0 | 142 | 2/12 | 2 | 61t | 0 | 158.3 | | |
| 12/12 | at Det | 11 | 7 | 63.6 | 46 | 2/18 | 0 | 12 | 1 | 34.7 | 0 | 0 | 0.0 | 0 | 0/0 | 0 | 0 | 0 | 0.0 | | |
| 12/19 | at NE | (Inactive) | | | | | | | | | | (Inactive) | | | | | | | | | |
| 12/26 | NYG | 23 | 14 | 60.9 | 216 | 0/0 | 2 | 80t | 0 | 120.9 | 14 | 11 | 78.6 | 188 | 2/8 | 2 | 38 | 0 | 158.3 | | |
| 1/2 | Chi | 18 | 12 | 66.7 | 105 | 1/3 | 0 | 25 | 0 | 81.9 | 10 | 7 | 70.0 | 124 | 1/2 | 1 | 46 | 1 | 105.8 | | |
| SEASON | | 273 | 172 | 63.0 | 2175 | 17/123 | 15 | 86t | 5 | 98.5 | 202 | 140 | 69.3 | 1747 | 14/70 | 13 | 61t | 6 | 105.0 | | |
| 1/9 | at Phi | 18 | 13 | 72.2 | 111 | 0/0 | 2 | 15 | 0 | 125.0 | 9 | 5 | 55.6 | 69 | 2/9 | 1 | 20 | 0 | 117.4 | | |
| 1/15 | at Atl | 21 | 18 | 85.7 | 234 | 0/0 | 2 | 34 | 0 | 144.8 | 15 | 13 | 86.7 | 132 | 2/20 | 1 | 22 | 0 | 125.6 | | |
| 1/23 | at Chi | 15 | 10 | 66.7 | 156 | 1/8 | 0 | 26 | 1 | 73.2 | 15 | 7 | 46.7 | 88 | 0/0 | 0 | 22 | 1 | 37.6 | | |
| POSTSEASON | | 54 | 41 | 75.9 | 501 | 1/8 | 4 | 34 | 1 | 121.0 | 39 | 25 | 64.1 | 289 | 4/29 | 2 | 22 | 1 | 92.8 | | |

PASSING

M.Flynn

| | | First Half | | | | | | | | | | Second Half | | | | | | | | | |
|-------------------|--------|----------------|-----------|-------------|------------|-------------|----------|------------|----------|--------------|-----------|----------------|-------------|------------|-------------|----------|-----------|----------|-------------|--|--|
| | | Att | Com | Pct | Yds | Sk/Yd | TD | Lg | Int | Rtng | Att | Com | Pct | Yds | Sk/Yd | TD | Lg | Int | Rtng | | |
| 9/12 | at Phi | (Did Not Play) | | | | | | | | | | (Did Not Play) | | | | | | | | | |
| 9/19 | Buf | (Did Not Play) | | | | | | | | | | (Did Not Play) | | | | | | | | | |
| 9/27 | at Chi | (Did Not Play) | | | | | | | | | | (Did Not Play) | | | | | | | | | |
| 10/3 | Det | (Did Not Play) | | | | | | | | | | (Did Not Play) | | | | | | | | | |
| 10/10 | at Was | (Did Not Play) | | | | | | | | | | (Did Not Play) | | | | | | | | | |
| 10/17 | Mia | (Did Not Play) | | | | | | | | | | (Did Not Play) | | | | | | | | | |
| 10/24 | Min | 1 | 0 | 0.0 | 0 | 0/0 | 0 | 0 | 0 | 39.6 | 0 | 0 | 0.0 | 0 | 0/0 | 0 | - | 0 | 0.0 | | |
| 10/31 | at NYJ | (Did Not Play) | | | | | | | | | | (Did Not Play) | | | | | | | | | |
| 11/7 | Dal | 0 | 0 | 0.0 | 0 | 0/0 | 0 | - | 0 | 0.0 | 1 | 0 | 0.0 | 0 | 0/0 | 0 | 0 | 0 | 39.6 | | |
| 11/21 | at Min | 0 | 0 | 0.0 | 0 | 0/0 | 0 | - | 0 | 0.0 | 1 | 1 | 100.0 | 5 | 0/0 | 0 | 5 | 0 | 87.5 | | |
| 11/28 | at Atl | (Did Not Play) | | | | | | | | | | (Did Not Play) | | | | | | | | | |
| 12/5 | SF | 0 | 0 | 0.0 | 0 | 0/0 | 0 | - | 0 | 0.0 | 0 | 0 | 0.0 | 0 | 0/0 | 0 | - | 0 | 0.0 | | |
| 12/12 | at Det | 2 | 1 | 50.0 | 0 | 1/7 | 0 | 0 | 0 | 56.3 | 24 | 14 | 58.3 | 177 | 1/6 | 0 | 32 | 1 | 64.1 | | |
| 12/19 | at NE | 17 | 11 | 64.7 | 143 | 2/13 | 2 | 66t | 0 | 130.3 | 20 | 13 | 65.0 | 108 | 3/12 | 1 | 16 | 1 | 74.6 | | |
| 12/26 | NYG | 0 | 0 | 0.0 | 0 | 0/0 | 0 | - | 0 | 0.0 | 0 | 0 | 0.0 | 0 | 0/0 | 0 | - | 0 | 0.0 | | |
| 1/2 | Chi | (Did Not Play) | | | | | | | | | | (Did Not Play) | | | | | | | | | |
| SEASON | | 20 | 12 | 60.0 | 143 | 3/20 | 2 | 66t | 0 | 115.2 | 46 | 28 | 60.9 | 290 | 4/18 | 1 | 32 | 2 | 68.2 | | |
| 1/9 | at Phi | (Did Not Play) | | | | | | | | | | (Did Not Play) | | | | | | | | | |
| 1/15 | at Atl | 0 | 0 | 0 | 0 | 0/0 | 0 | - | 0 | 0.0 | 0 | 0 | 0 | 0 | 0/0 | 0 | - | 0 | 0.0 | | |
| 1/23 | at Chi | (Did Not Play) | | | | | | | | | | (Did Not Play) | | | | | | | | | |
| POSTSEASON | | 0 | 0 | 0 | 0 | 0/0 | 0 | - | 0 | 0.0 | 0 | 0 | 0 | 0 | 0/0 | 0 | - | 0 | 0.0 | | |

INDIVIDUAL STATISTICS, DEFENSE

QUARTERBACK SACKS (50-355)

9/12 at Philadelphia: (6-28) C.Matthews 3-11, C.Jenkins 1-0, B.Raji 1-9, F.Zombo 1-8
9/19 at Buffalo: (4-40) C.Matthews 3-33, C.Jenkins 1-7
9/27 at Chicago: (3-22) F.Zombo 1-10, C.Jenkins 1-7, T.Williams 1-5
10/3 at Detroit: (3-23) C.Jenkins 1-10, C.Matthews 1-4, B.Raji 1-9
10/10 at Washington: (5-35) C.Matthews 1.5-5.5, D.Bishop 1-8, M.Neal 1-9, B.Poppinga 1-9, B.Raji .5-3.5
10/17 at Miami: (none)
10/24 at Minnesota: (1-6) J.Wynn 1-6
10/31 at N.Y. Jets: (2-15) B.Chillar 1-9, C.Matthews 1-6
11/7 at Dallas: (4-17) D.Bishop 1-5, C.Matthews 1-8, C.Wilson 1-1, C.Woodson 1-3
11/21 at Minnesota: (1-1) C.Matthews 1-1
11/28 at Atlanta: (2-20) C.Jenkins 1-9, F.Zombo 1-11
12/5 at San Francisco: (4-22) C.Jenkins 2-11, B.Raji 1-6, F.Zombo 1-5
12/12 at Detroit: (2-21) C.Matthews 1-19, R.Pickett 1-2
12/19 at New England: (3-27) B.Raji 2-17, D.Bishop 1-10
12/26 at N.Y. Giants: (1-5) B.Raji 1-5
1/2 at Chicago: (6-51) E.Walden 3-28, C.Matthews 1-6, C.Woodson 1-8, A.Hawk .5-4.5, J.Wynn .5-4.5

SEASON TOTALS: (47-333) C.Matthews 13.5-93.5, C.Jenkins 7-44, B.Raji 6.5-49.5, F.Zombo 4-34, D.Bishop 3-23, E.Walden 3-28, C.Woodson 2-9, J.Wynn 1.5-10.5, B.Chillar 1-9, M.Neal 1-9, R.Pickett 1-2, B.Poppinga 1-9, T.Williams 1-5, C.Wilson 1-1, A.Hawk .5-4.5

1/9 at Philadelphia: (3-21) C.Matthews 1-12, D.Bishop 1-9, E.Walden 1-0
1/15 at Atlanta: (5-37) C.Matthews 2-13, B.Raji 1-9, C.Wilson 1-8, C.Woodson 1-7
1/23 at Chicago: (2-15) S.Shields 1-10, C.Jenkins .5-2.5, C.Mathews .5-2.5

POSTSEASON TOTALS: (10-73) C.Matthews 3.5-27.5, D.Bishop 1-9, B.Raji 1-9, S.Shields 1-10, E.Walden 1-0, C.Wilson 1-8, C.Woodson 1-7, C.Jenkins .5-2.5

QUARTERBACK HITS (125)

9/12 at Philadelphia: (9) C.Matthews 4, C.Jenkins 2, B.Jones 1, B.Raji 1, F.Zombo 1
9/19 at Buffalo: (13) C.Matthews 6, C.Jenkins 2, N.Barnett 1, A.Hawk 1, R.Pickett 1, C.Wilson 1, C.Woodson 1
9/27 at Chicago: (14) C.Matthews 5, R.Pickett 3, B.Raji 2, F.Zombo 2, C.Jenkins 1, C.Woodson 1
10/3 at Detroit: (4) C.Jenkins 2, C.Matthews 1, B.Raji 1
10/10 at Washington: (19) C.Matthews 6, C.Jenkins 4, B.Jones 4, D.Bishop 3, M.Neal 1, B.Poppinga 1
10/17 at Miami: (3) D.Bishop 1, R.Francois 1, C.Jenkins 1
10/24 at Minnesota: (5) C.Matthews 2, B.Jones 1, C.Wilson 1, J.Wynn 1
10/31 at N.Y. Jets: (6) C.Matthews 3, C.Jenkins 1, C.Wilson 1, F.Zombo 1
11/7 at Dallas: (7) C.Matthews 3, D.Bishop 1, C.Wilson 1, C.Woodson 1, F.Zombo 1
11/21 at Minnesota: (10) A.Hawk 2, C.Jenkins 2, C.Matthews 2, B.Raji 2, D.Bishop 1, S.Shields 1
11/28 at Atlanta: (2) C.Jenkins 1, F.Zombo 1
12/5 at San Francisco: (9) C.Jenkins 4, C.Matthews 2, D.Bishop 1, B.Raji 1, F.Zombo 1
12/12 at Detroit: (3) C.Matthews 2, N.Collins 1
12/19 at New England: (2) B.Raji 2
12/26 at N.Y. Giants: (7) R.Francois 2, C.Matthews 2, B.Raji 2, C.Wilson 1
1/2 at Chicago: (12) E.Walden 5, C.Matthews 2, B.Raji 2, J.Wynn 2, C.Woodson 1

SEASON TOTALS: (125) C.Matthews 40, C.Jenkins 21, B.Raji 13, D.Bishop 7, F.Zombo 7, B.Jones 6, E.Walden 5, C.Wilson 5, R.Pickett 4, R.Francois 3, A.Hawk 3, C.Woodson 3, J.Wynn 3, N.Barnett 1, N.Collins 1, M.Neal 1, B.Poppinga 1, S.Shields 1

1/9 at Philadelphia: (9) C.Matthews 4, D.Bishop 1, A.Hawk 1, C.Jenkins 1, E.Walden 1, J.Wynn 1
1/15 at Atlanta: (12) E.Walden 3, C.Jenkins 2, C.Matthews 2, C.Wilson 2, B.Raji 1, S.Shields 1, J.Wynn 1
1/23 at Chicago: (12) B.Raji 4, C.Jenkins 2, C.Matthews 2, E.Walden 2, A.Hawk 1, R.Pickett 1

POSTSEASON TOTALS: (33) C.Matthews 8, E.Walden 6, B.Raji 5, C.Jenkins 3, A.Hawk 2, C.Jenkins 2, C.Wilson 2, J.Wynn 2, D.Bishop 1, R.Pickett 1, S.Shields 1

PASSES DEFENSED (101)

9/12 at Philadelphia: (5) T.Williams 3, C.Matthews 1, C.Woodson 1
9/19 at Buffalo: (3) M.Burnett 1, B.Chillar 1, N.Collins 1
9/27 at Chicago: (4) N.Collins 2, D.Martin 1, R.Pickett 1
10/3 at Detroit: (11) T.Williams 3, C.Woodson 3, J.Bush 2, N.Collins 2, A.Hawk 1
10/10 at Washington: (8) N.Collins 2, D.Bishop 1, A.Hawk 1, C.Matthews 1, C.Peprah 1, T.Williams 1, C.Woodson 1
10/17 at Miami: (6) N.Collins 2, D.Bishop 1, B.Raji 1, S.Shields 1, T.Williams 1
10/24 at Minnesota: (6) N.Collins 2, D.Bishop 1, A.Hawk 1, C.Peprah 1, T.Williams 1
10/31 at N.Y. Jets: (11) D.Bishop 2, C.Peprah 2, T.Williams 2, C.Woodson 2, N.Collins 1, A.Hawk 1, C.Jenkins 1
11/7 at Dallas: (6) S.Shields 2, T.Williams 2, A.Hawk 1, C.Matthews 1
11/21 at Minnesota: (5) S.Shields 2, T.Williams 2, D.Bishop 1
11/28 at Atlanta: (1) T.Williams 1
12/5 at San Francisco: (3) N.Collins 1, S.Shields 1, T.Williams 1
12/12 at Detroit: (6) T.Williams 2, D.Bishop 1, A.Hawk 1, C.Peprah 1, C.Woodson 1
12/19 at New England: (5) C.Woodson 2, A.Hawk 1, C.Matthews 1, S.Shields 1
12/26 at N.Y. Giants: (7) T.Williams 2, D.Bishop 1, N.Collins 1, A.Hawk 1, S.Shields 1, E.Walden 1
1/2 at Chicago: (14) C.Woodson 3, D.Bishop 2, N.Collins 2, C.Peprah 2, T.Williams 2, A.Hawk 1, B.Raji 1, S.Shields 1

SEASON TOTALS: (101) T.Williams 23, N.Collins 16, C.Woodson 13, D.Bishop 10, S.Shields 9, A.Hawk 8, C.Peprah 7, C.Matthews 4, J.Bush 2, B.Raji 2, M.Burnett 1, B.Chillar 1, A.Hawk 1, C.Jenkins 1, D.Martin 1, R.Pickett 1, E.Walden 1

1/9 at Philadelphia: (7) T.Williams 3, S.Shields 2, N.Collins 1, B.Raji 1
1/15 at Atlanta: (4) T.Williams 2, N.Collins 1, S.Shields 1
1/23 at Chicago: (6) N.Collins 3, S.Shields 2, D.Bishop 1, B.Raji 1

POSTSEASON TOTALS: (17) N.Collins 5, S.Shields 5, T.Williams 5, B.Raji 2, D.Bishop 1

DRIVE STATISTICS

YARDS-GAINED ANALYSIS

| | 1st Down | | | 2nd Down | | | 3rd Down | | | 4th Down | | | Season | | | By Quarter | | | | By Half | | |
|-----------|----------|------|-----|----------|------|-----|----------|------|-----|----------|-----|-----|--------|------|-----|------------|------|------|------|---------|------|----|
| | Att | Yds | Avg | Att | Yds | Avg | Att | Yds | Avg | Att | Yds | Avg | Att | Yds | Avg | 1st | 2nd | 3rd | 4th | 1st | 2nd | OT |
| Packers | 446 | 2566 | 5.8 | 336 | 1882 | 5.6 | 205 | 1237 | 6.0 | 13 | 45 | 3.5 | 1000 | 5730 | 5.7 | 1462 | 1490 | 1457 | 1222 | 2952 | 2770 | -8 |
| Opponents | 416 | 2195 | 5.3 | 320 | 1523 | 4.8 | 213 | 1168 | 5.5 | 20 | 59 | 3.0 | 969 | 4945 | 5.1 | 1039 | 1374 | 1058 | 1415 | 2413 | 2493 | 39 |

YARDS-GAINED ANALYSIS, POSTSEASON

| | 1st Down | | | 2nd Down | | | 3rd Down | | | 4th Down | | | Season | | | By Quarter | | | | By Half | | |
|-----------|----------|-----|-----|----------|-----|-----|----------|-----|-----|----------|-----|-----|--------|-----|-----|------------|-----|-----|-----|---------|-----|----|
| | Att | Yds | Avg | Att | Yds | Avg | Att | Yds | Avg | Att | Yds | Avg | Att | Yds | Avg | 1st | 2nd | 3rd | 4th | 1st | 2nd | OT |
| Packers | 95 | 516 | 5.4 | 62 | 380 | 6.1 | 36 | 216 | 6.0 | 0 | 0 | 0 | 61 | 309 | 5.1 | 310 | 388 | 320 | 89 | 698 | 409 | 0 |
| Opponents | 74 | 389 | 5.3 | 57 | 321 | 5.6 | 37 | 127 | 3.4 | 4 | 9 | 2.3 | 108 | 546 | 5.1 | 178 | 156 | 205 | 308 | 334 | 513 | 0 |

DRIVE ENGINEERING, REGULAR SEASON

| QB | Drives | | | | | Drives ended by | | | | | BLK | DOWN | aTO | SAF | CLK | Points Yielded |
|------------------|------------|-----------|-----------|----------|-----------|-----------------|----------|----------|-----------|----------|-----------|-----------|----------|-----------|------------|----------------|
| | Started | TD | FG | MFG | PUNT | TD | FG | MFG | PUNT | | | | | | | |
| A.Rodgers | 161 | 39 | 19 | 6 | 62 | 0 | 0 | 0 | 12 | 0 | 4 | 17 | 0 | 14 | 330 | |
| M.Flynn | 22 | 3 | 3 | 0 | 9 | 0 | 0 | 0 | 9 | 0 | 3 | 3 | 0 | 1 | 30 | |
| Packers | 183 | 42 | 22 | 6 | 71 | 0 | 0 | 0 | 21 | 0 | 7 | 20 | 0 | 15 | 360 | |
| Opponents | 182 | 22 | 24 | 5 | 78 | 0 | 0 | 0 | 14 | 0 | 14 | 29 | 0 | 10 | 226 | |

DRIVE ENGINEERING, POSTSEASON

| QB | Drives | | | | | Drives ended by | | | | | BLK | DOWN | TO | SAF | CLK | Points Yielded |
|------------------|-----------|-----------|----------|----------|-----------|-----------------|----------|----------|-----------|----------|----------|----------|----------|----------|-----------|----------------|
| | Started | TD | FG | MFG | PUNT | TD | FG | MFG | PUNT | | | | | | | |
| A.Rodgers | 32 | 10 | 1 | 1 | 12 | 0 | 0 | 0 | 12 | 0 | 0 | 5 | 0 | 3 | 73 | |
| M.Flynn | 2 | 0 | 1 | 0 | 0 | 0 | 0 | 0 | 0 | 0 | 0 | 0 | 0 | 1 | 3 | |
| Packers | 34 | 10 | 2 | 1 | 12 | 0 | 0 | 0 | 12 | 0 | 0 | 5 | 0 | 4 | 76 | |
| Opponents | 34 | 6 | 1 | 2 | 16 | 0 | 0 | 0 | 16 | 0 | 0 | 8 | 0 | 0 | 44 | |

RED-ZONE EFFICIENCY

| | Regular Season | | Postseason | |
|------------------------------|----------------|----------|------------|----------|
| | Packers | Opponent | Packers | Opponent |
| Times Penetrated Opponent 20 | 53 | 31 | 12 | 7 |
| Total Scores | 44 | 26 | 11 | 5 |
| Touchdowns | 32 | 15 | 9 | 4 |
| Field Goals-Attempts | 12-14 | 11-12 | 2-2 | 1-2 |
| Touchdown Percentage | .604 | .484 | .750 | .571 |
| Scoring Percentage | .830 | .839 | .917 | .714 |
| Turnovers | 4 | 2 | 1 | 1 |
| Downs | 2 | 2 | 0 | 0 |
| Missed Field Goals | 2 | 1 | 0 | 1 |
| Interceptions | 2 | 2 | 1 | 1 |
| Fumbles Lost | 2 | 0 | 0 | 0 |
| Time Ran Out | 0 | 0 | 0 | 0 |
| Ended Not Trying To Score | 1 | 0 | 0 | 0 |
| Scores From Outside 20 | 30 | 30 | 2 | 3 |
| Touchdowns | 10 | 8 | 0 | 2 |
| Field Goals | 20 | 22 | 2 | 1 |

AVERAGE FIELD POSITION

| | Regular Season | | Postseason | |
|----------------------------------|----------------|--------------|-------------|--------------|
| | Packers | Opponent | Packers | Opponent |
| Drives Started | 183 | 182 | 34 | 34 |
| Average Field Position | GB30 | OPP29 | GB28 | OPP29 |
| Drives Started in Plus Territory | 10 | 7 | 5 | 3 |
| Scores | 9 | 5 | 3 | 2 |
| Touchdowns | 5 | 2 | 1 | 2 |
| Field Goals | 4 | 3 | 2 | 0 |
| Missed Field Goals | 0 | 0 | 0 | 1 |
| Punts | 1 | 1 | 2 | 0 |
| Turnovers | 0 | 1 | 0 | 0 |
| Turnover on Downs | 0 | 0 | 0 | 0 |
| Ran Out Clock | 0 | 0 | 0 | 0 |
| Drives Started Inside/At Own 20 | 54 | 57 | 16 | 9 |

GOAL-TO-GO SITUATIONS, REGULAR SEASON

| | Summary | | | | | GTG Plays | | | | |
|-----------|---------|----|------|----|-----|-----------|----|------|-----|------|
| | Total | TD | Pct | FG | MFG | Plays | TD | Pct | CLK | DOWN |
| Packers | 34 | 25 | .735 | 5 | 1 | 92 | 24 | .261 | 0 | 1 |
| Opponents | 18 | 11 | .611 | 6 | 0 | 49 | 8 | .163 | 0 | 1 |

GOAL-TO-GO SITUATIONS, POSTSEASON

| | Summary | | | | | GTG Plays | | | | |
|-----------|---------|----|-------|----|-----|-----------|----|------|-----|------|
| | Total | TD | Pct | FG | MFG | Plays | TD | Pct | CLK | DOWN |
| Packers | 9 | 8 | 1.000 | 0 | 0 | 18 | 8 | .444 | 0 | 0 |
| Opponents | 2 | 2 | 1.000 | 0 | 0 | 5 | 2 | .400 | 0 | 0 |

2010 SUPERLATIVES

LONGEST RETURNS

Packers

| Type | Yards | Opp. Date | Player |
|--------------|-------|------------------|------------|
| Interception | 64 | at Was, Oct. 10 | T.Williams |
| Interception | 62t | vs. Dal, Nov. 7 | C.Matthews |
| Punt | 52 | at Was, Oct. 10 | T.Williams |
| Kickoff | 51 | at Phi, Sept. 12 | J.Nelson |
| Kickoff | 49 | vs. Dal, Nov. 7 | S.Shields |

No. of ret. 20-plus yards in length: 37 (29 kickoffs, 5 interceptions, 3 punt)
No. of returns 40-plus yards in length: 10 (5 kickoffs, 3 interceptions, 2 punts)

Opponent

| Type | Yards | Opp. Date | Player |
|---------|-------|------------------|------------|
| Kickoff | 71 | at NE, Dec. 19 | D.Connolly |
| Punt | 62t | at Chi, Sept. 27 | D.Hester |
| Kickoff | 48 | Min, Oct. 24 | P.Harvin |
| Kickoff | 47 | at NYJ, Oct. 31 | B.Smith |
| Kickoff | 44 | at Chi, Sept. 27 | D.Manning |

No. of ret. 20-plus yards in length: 57 (49 kickoffs, 4 punts, 4 interceptions)
No. of returns 40-plus yards in length: 7 (6 kickoffs, 1 punt)

LONGEST POSTSEASON RETURNS

Packers

| Type | Yards | Opp. Date | Player |
|--------------|-------|-----------------|------------|
| Interception | 70t | at Atl, Jan. 15 | T.Williams |
| Interception | 32 | at Chi, Jan. 23 | S.Shields |
| Kickoff | 20 | at Phi, Jan. 9 | J.Starks |
| Kickoff | 20 | at Atl, Jan. 15 | J.Starks |
| Kickoff | 18 | at Chi, Jan. 23 | J.Starks |
| Interception | 18t | at Chi, Jan. 23 | B.Raji |

No. of ret. 20-plus yards in length: 4 (2 kickoffs, 2 interception, 0 punts)
No. of returns 40-plus yards in length: 1 (1 interception, 0 kickoffs, 0 punts)

Opponent

| Type | Yards | Opp. Date | Player |
|--------------|-------|-----------------|------------|
| Kickoff | 102t | at Atl, Jan. 15 | E.Weems |
| Interception | 39 | at Chi, Jan. 23 | B.Urlacher |
| Kickoff | 24 | at Phi, Jan. 9 | G.Lawson |
| Kickoff | 24 | at Chi, Jan. 23 | D.Hester |
| Kickoff | 23 | at Atl, Jan. 15 | E.Weems |

No. of ret. 20-plus yards in length: 7 (5 kickoff, 1 interception, 1 punt)
No. of returns 40-plus yards in length: 1 (1 kickoff, 0 interceptions, 0 punts)

LONGEST PLAYS

FROM SCRIMMAGE

Packers

| Yards | Opp. | Play |
|-------|-------|-------------------------|
| 86t | Mia | A.Rodgers to G.Jennings |
| 80t | NYG | A.Rodgers to J.Nelson |
| 66t | at NE | M.Flynn to J.Jones |
| 61t | SF | A.Rodgers to D.Driver |
| 57t | SF | A.Rodgers to G.Jennings |

Long run:

| | | |
|----|---------|-----------|
| 71 | at Wash | B.Jackson |
| 27 | at NYJ | B.Jackson |
| 18 | at Phi | R.Grant |
| 18 | at Phi | B.Jackson |
| 18 | at Chi | J.Kuhn |

No. plays 20-plus yards: 58 (55 pass, 3 run)
No. plays 40-plus yards: 12 (11 pass, 1 run)

Opponent

| Yards | Opp. | Play |
|-------|--------|---------------------------|
| 85t | NYG | E.Manning to M.Manningham |
| 66t | SF | T.Smith to V.Davis |
| 52 | at Was | D.McNabb to S.Moss |
| 49 | at NYJ | M.Sanchez to J.Cotchery |
| 48t | at Was | D.McNabb to A.Armstrong |

Long run:

| | | |
|-----|--------|---------------|
| 40 | Det | Sh.Hill |
| 33t | at NE | B.Green-Ellis |
| 31 | at Phi | M.Vick |
| 26 | at Atl | M.Turner |
| 25 | at Chi | J.Cutler |
| 25 | at Min | A.Peterson |
| 25 | Chi | M.Forté |

No. plays 20-plus yards: 59 (46 pass, 13 run)
No. plays 40-plus yards: 9 (8 pass, 1 run)

LONGEST POSTSEASON PLAYS

FROM SCRIMMAGE

Packers

| Yards | Opp. | Play |
|-------|--------|-------------------------|
| 34 | at Atl | A.Rodgers to J.Jones |
| 26 | at Chi | A.Rodgers to G.Jennings |
| 24 | at Atl | A.Rodgers to D.Driver |
| 22 | at Atl | A.Rodgers to D.Driver |
| 22 | at Chi | A.Rodgers to G.Jennings |
| 22 | at Chi | A.Rodgers to J.Nelson |
| 22 | at Chi | A.Rodgers to G.Jennings |

Long run:

| | | |
|----|--------|-----------|
| 27 | at Phi | J.Starks |
| 25 | at Chi | A.Rodgers |
| 19 | at Phi | J.Starks |
| 13 | at Atl | J.Starks |
| 13 | at Atl | B.Jackson |

No. plays 20-plus yards: 16 (14 pass, 2 run)
No. plays 40-plus yards: 0 (0 pass, 0 run)

Opponent

| Yards | Opp. | Play |
|-------|--------|----------------------|
| 44 | at Phi | M.Vick to J.Maclin |
| 35t | at Chi | C.Hanie to E.Bennett |
| 32 | at Chi | C.Hanie to J.Knox |
| 28 | at Phi | M.Vick to D.Jackson |
| 24t | at Phi | M.Vick to J.Avant |
| 24 | at Chi | J.Cutler to M.Forté |
| 24 | at Chi | J.Cutler to J.Knox |

Long run:

| | | |
|-----|--------|----------|
| 14 | at Phi | M.Vick |
| 14 | at Chi | M.Forté |
| 12t | at Atl | M.Turner |

No. plays 20-plus yards: 10 (10 pass, 0 run)
No. plays 40-plus yards: 1 (1 pass, 0 run)

MISCELLANEOUS

WEEKLY INACTIVES

| | | | |
|-------|----|----------------|---|
| 9/12 | at | Philadelphia: | Q.Johnson, T.Lang, N.McDonald, M.Neal, M.Newhouse, A.Quarless, B.Underwood, C.Wilson |
| 9/19 | | Buffalo: | D.Bishop, K.Hall, T.Lang, N.McDonald, M.Neal, M.Newhouse, A. Quarless, B.Underwood |
| 9/27 | at | Chicago: | B.Jones, T.Lang, N.McDonald, D.Nance, M.Neal, M.Newhouse, P.Lee, C.Peprah |
| 10/3 | | Detroit: | B.Chillar, Q.Johnson, T.Lang, N.McDonald, M.Newhouse, C.Peprah, S.Sheilds, J.Wynn |
| 10/10 | at | Washington: | N.Barnett, B.Chillar, Q.Johnson, N.McDonald, M.Newhouse, S.Shields, M.Tauscher, J.Wynn |
| 10/17 | | Miami: | B.Chillar, J.Finley, C.Matthews, N.McDonald, M.Neal, M.Newhouse, R.Pickett, M.Tauscher |
| 10/24 | | Minnesota: | Q.Johnson, N.McDonald, M.Montgomery, M.Neal, M.Newhouse, B.Poppinga, M.Simpkins, M.Tauscher |
| 10/31 | at | N.Y. Jets: | D.Briggs, Q.Johnson, N.McDonald, D.Nance, M.Newhouse, R.Pickett, M.Tauscher, B.Underwood |
| 11/7 | | Dallas: | D.Driver, R. Francois, P.Lee, N.McDonald, M.Newhouse, A.Quarless, M.Tauscher, J.Wynn |
| 11/21 | at | Minnesota: | D.Briggs, K.Hall, S.Havner, N.McDonald, M.Newhouse, J.Starks, B.Underwood, J.Wynn |
| 11/28 | at | Atlanta: | A.Bigby, D.Briggs, D.Lee, N.McDonald, M.Newhouse, A.Smith, J.Starks, J.Wynn |
| 12/5 | | San Francisco: | A.Bigby, P.Lee, N.McDonald, D.Nance, M.Newhouse, A.Smith, M.Wilhelm, J.Wynn |
| 12/12 | at | Detroit: | A.Bigby, K.Hall, C.Jenkins, P.Lee, N.McDonald, M.Newhouse, A.Smith, M.Wilhelm |
| 12/19 | at | New England: | J.Gordy, C.Jenkins, P.Lee, N.McDonald, M.Newhouse, A.Rodgers, J.Starks, F.Zombo |
| 12/26 | | N.Y. Giants: | D.Briggs, J.Gordy, G.Harrell, C.Jenkins, N.McDonald, M.Newhouse, J.Starks, F.Zombo |
| 1/2 | | Chicago: | A.Bigby, E.Dietrich-Smith, J.Gordy, K.Hall, G.Harrell, C.Jenkins, N.McDonald, F.Zombo |

SEASON TOTALS: N.McDonald (16), M.Newhouse (15), J.Wynn (6), Q.Johnson (5), P.Lee (5), M.Neal (5), M.Tauscher (5), A.Bigby (4), D.Briggs (4), K.Hall (4), C.Jenkins (4), T.Lang (4), J.Starks (4), B.Underwood (4), B.Chillar (3), J.Gordy (3), D.Nance (3), A.Quarless (3), A.Smith (3), F.Zombo (3), G.Harrell (2), C.Peprah (2), R.Pickett (2), S.Shields (2), M.Wilhelm (2), N.Barnett (1), D.Bishop (1), E.Dietrich-Smith (1), D.Driver (1), J.Finley (1), R.Francois (1), S.Havner (1), B.Jones (1), D.Lee (1), C.Matthews (1), M.Montgomery (1), B.Poppinga (1), A.Rodgers (1), M.Simpkins (1), C.Wilson (1)

| | | | |
|------|----|---------------|---|
| 1/9 | at | Philadelphia: | A.Bigby, E.Dietrich-Smith, J.Gordy, H.Green, K.Hall, G.Harrell, N.McDonald, F.Zombo |
| 1/15 | at | Atlanta: | A.Bigby, E.Dietrich-Smith, J.Gordy, K.Hall, G.Harrell, N.McDonald, D.Nance, F.Zombo |
| 1/23 | at | Chicago: | E.Dietrich-Smith, J.Gordy, G.Harrell, P.Lee, N.McDonald, D.Nance, J.Wynn, F.Zombo |

POSTSEASON TOTALS: E.Dietrich-Smith (3), J.Gordy (3), G.Harrell (3), N.McDonald (3), F.Zombo (3), A.Bigby (2), K.Hall (2), H.Green (1), D.Nance (2), P.Lee (1), J.Wynn (1)

TIME SPENT IN THE LEAD

| Opponent | In Lead | Packers Trailing |
|-----------------------|---------------|------------------|
| 9/12 at Phi | 31:48 | 6:31 |
| 9/19 Buf | 56:49 | 0:00 |
| 9/26 at Chi | 48:13 | 7:43 |
| 10/3 Det | 55:51 | 0:00 |
| 10/10 at Was | 52:52 | 0:00 |
| 10/17 Mia | :5:49 | 22:53 |
| 10/24 Min | 32:19 | 10:15 |
| 10/31 at NYJ | 49:41 | 0:00 |
| 11/7 Dal | 44:15 | 0:00 |
| 11/21 at Min | 35:14 | 11:22 |
| 11/28 at Atl | 0:00 | 31:55 |
| 12/5 SF | 37:02 | 19:47 |
| 12/12 at Det | 18:00 | 7:55 |
| 12/19 at NE | 33:07 | 20:38 |
| 12/26 NYG | 49:34 | 0:00 |
| 1/2 Chi | 12:42 | 16:52 |
| SEASON | 563:16 | 155:51 |
| SEASON AVG | 35:12 | 9:44 |
| 1/9 at Phi | 45:08 | 0:00 |
| 1/15 at Atl | 30:42 | 13:40 |
| 1/23 at Chi | 55:50 | 0:00 |
| POSTSEASON | 131:40 | 13:40 |
| POSTSEASON AVG | 43:53 | 4:33 |

NON-OFFENSIVE SCORES

REGULAR SEASON

Packers (4): C.Woodson 48-yard interception return vs. Det., Oct. 3; D.Bishop 32-yard interception return vs. Min, Oct. 24; N.Collins 26-yard fumble return vs. Dal, Nov. 7; C.Matthews 62-yard interception return vs. Dal, Nov. 7

Opponent (2): D.Hester 62-yard punt return at Chi, Sept. 27; K.Arrington 36-yard interception return at NE, Dec. 19

POSTSEASON

Packers (2): T.Williams 70-yard interception return at Atl, Jan. 15; B.Raji 18-yard interception return at Chi, Jan. 23
Opponent (1): E.Weems 102-yard kickoff return at Atl, Jan. 15

TWO-POINT CONVERSIONS

Packers (0):

Opponent (0-1): M.Vick incomplete pass to L.McCoy at Phi (Jan. 9)

PENALTIES AND REPLAY CHALLENGES

PENALTY STATISTICS

| Regular Season | Packers | Opponent |
|---|---------|----------|
| Times Penalized after Offensive Gain | 8 | 13 |
| Gains Wiped Out, Offensive Penalties | .81 | 96 |
| Touchdowns Cost | 1 | 1 |
| Field Goals Cost | 0 | 2 |
| First Downs Lost | 0 | 1 |
| Intentional Grounding Penalties | 2 | 1 |
| Defensive Pass Interference, Times Flagged | 6 | 4 |
| Yards Given Up | .89 | 18 |
| Defensive 3rd/4th Down Flags (kept drive alive) | 2 | 0 |
| Kick/Punt Return Penalties | 9 | 6 |
| Return Yards Wiped Out | .87 | 136 |

Touchdowns nullified — GREEN BAY (1): A.Rodgers pass to J.Finley for 15 yards at Chi (Sept. 27) — **OPONENTS (1)**: L.McCoy rushed 2 yards at Phi (Sept. 12)

| Postseason Season | Packers | Opponent |
|---|---------|----------|
| Times Penalized after Offensive Gain | 2 | 3 |
| Gains Wiped Out, Offensive Penalties | 10 | 20 |
| Touchdowns Cost | 0 | 0 |
| Field Goals Cost | 0 | 0 |
| First Downs Lost | 0 | 0 |
| Intentional Grounding Penalties | 0 | 1 |
| Defensive Pass Interference, Times Flagged | 2 | 3 |
| Yards Given Up | .35 | 40 |
| Defensive 3rd/4th Down Flags (kept drive alive) | 0 | 1 |
| Kick/Punt Return Penalties | 1 | 4 |
| Return Yards Wiped Out | .5 | 16 |

Touchdowns nullified — GREEN BAY (0): **OPONENTS (0)**:

2010 REGULAR-SEASON PENALTIES ACCEPTED (78)

OFFENSE (35)

Delay of Game (2) — A.Rodgers at Chi (Sept. 27), at NYJ (Oct. 31)

False Start (20) — B.Bulaga vs. Buf (Sept. 19), twice at Was (Oct. 10), at Atl (Nov. 28), twice vs. Chi (Jan. 2); C.Clifton twice at Chi (Sept. 27), at NYJ (Oct. 31), at Det (Dec. 12); D.Colledge vs. Buf (Sept. 19), vs. Mia (Oct. 17), vs. Min (Oct. 24), at Atl (Nov. 28); D.Nance vs. Buf (Sept. 19); A.Rodgers vs. SF (Dec. 5); J.Sitton vs. Mia (Oct. 17), vs. Dal (Nov. 7); M.Tauscher twice at Chi (Sept. 27)

Holding (9) — B.Bulaga vs. Mia (Oct. 17), twice vs. Chi (Jan. 2); D.Colledge at Chi (Sept. 27); D.Lee vs. SF (Dec. 5); A.Quarless at Was (Oct. 10); J.Sitton at Chi (Sept. 27); M.Tauscher at Chi (Sept. 27); S.Wells at Det (Dec. 12)

Illegal Formation (1) — C.Clifton at Chi (Sept. 27)

Intentional Grounding (2) — A.Rodgers at Chi (Sept. 27), vs. SF (Dec. 5)

Tripping (1) — D.Colledge at Phi (Sept. 12)

DEFENSE (25)

12 Men On Field (1) — Team vs. Det (Oct. 3)

Facemask (2) — C.Matthews at Chi (Sept. 27); A.Hawk vs. Det. (Oct. 3)

Holding (5) — B.Poppinga at Was (Oct. 10); B.Chillar at NYJ (Oct. 31); C.Woodson at Phi (Sept. 12), vs. Mia (Oct. 17), at Atl (Nov. 28)

Illegal Contact (5) — T.Williams at Was (Oct. 10); C.Woodson at Was (Oct. 10), vs. Mia (Oct. 17), at Det (Dec. 12), vs. NYG (Dec. 26)

Illegal Use of Hands (1) — C.Woodson at Was (Oct. 10)

Neutral Zone Infraction (1) — F.Zombo at Min (Nov. 21)

Pass Interference (6) — M.Burnett at Chi (Sept. 27); T.Williams vs. NYG (Dec. 26); C.Woodson vs. Buf (Sept. 19), at Chi (Sept. 27), vs. Det (Oct. 3), at Was (Oct. 10)

Roughing the Passer (1) — F.Zombo at Chi (Sept. 27)

Unnecessary Roughness (3) — N.Collins at Chi (Sept. 27), vs. Min (Oct. 24), vs. Dal (Nov. 7)

SPECIAL TEAMS (18)

Chop Block (1) — D.Martin at Was (Oct. 10)

False Start (1) — T.Crabtree vs. Buf (Sept. 19)

Fase Mask (1) — M.Wilhelm at Atl (Nov. 28)

Holding (3) — J.Bush vs. SF (Dec. 5), vs. NYG (Dec. 26); D.Lee at NE (Dec. 19)

Illegal Block (3) — K.Hall vs. Mia (Oct. 17); D.Martin at Chi (Sept. 27); D.Nance at Atl (Nov. 28)

Illegal Formation (2) — D.Briggs vs. SF (Dec. 5); Team vs. Mia (Oct. 17)

Illegal Forward Pass (1) — D.Driver at Chi (Sept. 27)

Illegal Touch (2) — J.Bush at Atl (Nov. 28); P.Lee vs. Buf (Sept. 19)

Neutral Zone Infraction (1) — Q.Johnson at NE (Dec. 19)

Offside (1) — D.Bishop at Chi (Sept. 27)

Unnecessary Roughness (2) — C.Jenkins at Atl (Nov. 28); S.Shields at Atl (Nov. 28)

2010 REPLAY CHALLENGES

PACKERS (3/6)

| Date, Opp. | Initial Ruling | Ruling |
|----------------|--|----------|
| 9/19, vs. Buf | A.Rodgers pass incomplete to J.Jones | Upheld |
| 9/27, at Chi | A.Rodgers pass to J.Jones, fumbles, recovered by Chi | Upheld |
| 10/24, vs. Min | P.Harvin 13-yard run, TD | Reversed |
| 10/24, vs. Min | B.Favre pass to V.Shiancoe for 17 yards, TD | Reversed |
| 10/31, at NYJ | S.Weatherford 18-yard run | Reversed |
| 1/2, vs. Chi | A.Rodgers pass intercepted by C.Tillman | Upheld |

OPONENTS (3/11)

| Date, Opp. | Initial Ruling | Ruling |
|----------------|---|----------------------------|
| 9/12, at Phi | K.Kolb pass intercepted by C.Woodson | Reversed, ruled incomplete |
| 9/27, at Chi | J.Kuhn to Chi 25 for 15 yards | Reversed, ruled down |
| 9/27, at Chi | J.Cutler pass to E.Bennett for 5 yards | Upheld |
| 10/3, vs. Det | Sh.Hill pass intercepted by C.Woodson | Upheld |
| 10/17, vs. Mia | R.Brown to GB 27 for no gain | Upheld |
| 10/31, at NYJ | B.Smith to GB29 for 4 yards, fumbles, recovered by T.Williams | Upheld |
| 10/31, at NYJ | M.Sanchez pass intercepted by T.Williams | Upheld |
| 11/7, vs. Dal | B.Jackson for 2 yards, TD | Upheld |
| 11/28, at Atl | M.Ryan pass to T.Gonzalez to GB 1 for no gain | Upheld |
| 12/26, vs. NYG | H.Nicks ret. KO 23 yards, fumbles, rec. by C.Peprah | Reversed, ruled down |
| 12/26, vs. NYG | B.Jacobs for 21 yards, fumbles, recovered by N.Collins | Upheld |

REPLAY ASSISTANT (2/5)

Last two minutes of the half and overtime

| Date, Opp. | Initial Ruling | Ruling |
|----------------|---|----------|
| 9/12, at Phi | A.Rodgers pass to D.Driver for 6 yards, TD | Upheld |
| 10/10, at Was | A.Rodgers pass intercepted by L.Landry | Upheld |
| 10/17, vs. Mia | C.Henne pass to B.Marshall for 25 yards, TD | Reversed |
| 10/24, vs. Min | B.Favre pass to P.Harvin for 35 yards, TD | Reversed |
| 11/21, at Min | A.Rodgers pass to J.Jones for 3 yards, TD | Upheld |

2010 POSTSEASON REPLAY CHALLENGES

PACKERS (1/1)

| Date, Opp. | Initial Ruling | Ruling |
|--------------|---------------------------------------|----------|
| 1/15, at Atl | M.Ryan pass to M.Jenkins for 24 yards | Reversed |

OPONENTS (1/1)

| Date, Opp. | Initial Ruling | Ruling |
|--------------|---|----------|
| 1/23, at Chi | T.Collins pass intercepted by N.Collins | Reversed |

REPLAY ASSISTANT (0/1)

Last two minutes of the half and overtime

| Date, Opp. | Initial Ruling | Ruling |
|--------------|--|--------|
| 1/23, at Chi | J.Cutler pass intercepted by S.Shields | Upheld |

2010 POSTSEASON PENALTIES ACCEPTED (14)

OFFENSE (7)

Delay of Game (2) — A.Rodgers at Phi (Jan. 9), at Atl (Jan. 15)

False Start (2) — Q.Johnson at Chi (Jan. 23); D.Lee at Chi (Jan. 23)

Holding (3) — C.Clifton at Chi (Jan. 23); D.Colledge at Phi (Jan. 9); S.Wells at Chi (Jan. 23)

DEFENSE (6)

Holding (2) — D.Bishop at Atl (Jan. 15); T.Williams at Chi (Jan. 23)

Roughing the Passer (1) — C.Jenkins at Atl (Jan. 15)

Offside (1) — C.Wilson at Atl (Jan. 15)

Pass Interference (2) — S.Shields at Atl (Jan. 15); T.Williams at Atl (Jan. 15)

SPECIAL TEAMS (1)

Ineligible Downfield (1) — K.Hall at Chi (Jan. 23)

TURNOVER STATISTICS AND NOTES

TAKEAWAY ANALYSIS

| | Packers Take Aways | | | Packers Give Aways | | | | | NFC Rank | NFL Rank |
|--------------|--------------------|----------|-----------|--------------------|----------|-----------|------------|------------|------------|------------|
| | Int | Fum | Tot | Int | Fum | Tot | Diff | Cum | | |
| | | | | | | | | | | |
| Phi | 0 | 1 | 1 | 2 | 0 | 2 | -1 | -1 | 11t | 21t |
| BUF | 2 | 0 | 2 | 0 | 0 | 0 | +2 | +1 | 7t | 14t |
| Chi | 1 | 0 | 1 | 1 | 1 | 2 | -1 | 0 | 8t | 14t |
| DET | 2 | 1 | 3 | 2 | 2 | 4 | -1 | -1 | 9t | 19t |
| Was | 1 | 0 | 1 | 1 | 1 | 2 | -1 | -2 | 10 | 20t |
| MIA | 1 | 0 | 1 | 1 | 0 | 1 | 0 | -2 | 10t | 19t |
| MIN | 3 | 0 | 3 | 2 | 0 | 2 | +1 | -1 | 7t | 16t |
| NYJ | 2 | 1 | 3 | 0 | 0 | 0 | +3 | +2 | 6t | 13t |
| DAL | 2 | 2 | 4 | 0 | 0 | 0 | +4 | +6 | 4t | 5t |
| Bye | - | - | - | - | - | - | - | - | 3 | 4t |
| Min | 1 | 1 | 2 | 0 | 0 | 0 | +2 | +8 | 3 | 5 |
| Atl | 0 | 0 | 0 | 0 | 1 | -1 | -1 | +7 | 4 | 6t |
| SF | 1 | 0 | 1 | 0 | 0 | 0 | +1 | +8 | 4 | 6 |
| Det | 2 | 0 | 2 | 2 | 1 | 3 | -1 | +7 | 4 | 7 |
| NE | 0 | 0 | 0 | 1 | 1 | 2 | -2 | +5 | 4 | 7t |
| NYG | 4 | 2 | 6 | 0 | 1 | 1 | +5 | +10 | 3 | 5t |
| CHI | 2 | 0 | 2 | 1 | 1 | 2 | 0 | +10 | 2 | 4 |
| Total | 24 | 8 | 32 | 13 | 9 | 22 | +10 | +10 | 2 | 4 |
| Phi | 0 | 1 | 1 | 0 | 2 | 2 | -1 | -1 | - | - |
| Atl | 2 | 2 | 4 | 0 | 1 | 1 | +3 | +2 | - | - |
| Chi | 3 | 0 | 3 | 2 | 0 | 2 | +1 | +3 | - | - |
| Total | 5 | 3 | 8 | 2 | 3 | 5 | +3 | +3 | - | - |

HOME GAMES UPPERCASED IN BOLD

Regular Season Takeaway Breakdown

| | Packers | | Opponent |
|----------------------|---------|----------------------|----------|
| | Total | Points off Turnovers | |
| Total | 32 | 111 | 22 |
| Interceptions | 24 | 8 | 13 |
| Fumble Rec. | 8 | 3 | 9 |
| Points off Turnovers | 111 | 39 | 111 |
| Touchdowns | 15 | 3 | 3 |
| Field Goals | 2 | 6 | 6 |
| Didn't attempt score | 2 | 1 | 1 |
| Time ran out | 0 | 1 | 1 |

REGULAR SEASON TOUCHDOWN RETURNS

Packers (4): C.Woodson 48-yard INT return vs. Det, Oct. 3; D.Bishop 32-yard INT return vs. Min, Oct. 24; N.Collins 26-yard fumble return vs. Dal, Nov. 7; C.Matthews 62-yard INT return vs. Dal, Nov. 7

Opponent (1): K.Arrington 36-yard INT return at NE, Dec. 19

Postseason Takeaway Breakdown

| | Packers | | Opponent |
|----------------------|---------|----------------------|----------|
| | Total | Points off Turnovers | |
| Total | 8 | 27 | 5 |
| Interceptions | 5 | 3 | 2 |
| Fumble Rec. | 3 | 3 | 3 |
| Points off Turnovers | 27 | 14 | 27 |
| Touchdowns | 3 | 2 | 2 |
| Field Goals | 2 | 0 | 0 |
| Didn't attempt score | 0 | 0 | 0 |
| Time ran out | 0 | 0 | 0 |

POSTSEASON TOUCHDOWN RETURNS

Packers (2): B.Raji 18-yard INT return at Chi, Jan. 23; T.Williams 70-yard INT return at Atl, Jan. 15

Opponent (0):

2010 RECORD WHEN...

| When... | Record | Postseason |
|------------------------------|--------|------------|
| +5 turnover margin | 1-0 | 0-0 |
| +4 turnover margin | 1-0 | 0-0 |
| +3 turnover margin | 0-0 | 1-0 |
| +2 turnover margin | 2-0 | 0-0 |
| +1 turnover margin | 3-0 | 1-0 |
| even turnover margin | 1-1 | 0-0 |
| -1 turnover margin | 2-4 | 1-0 |
| -2 turnover margin | 0-1 | 0-0 |
| -3 turnover margin | 0-0 | 0-0 |
| -4 turnover margin | 0-0 | 0-0 |
| recording 0 takeaways | 0-2 | 0-0 |
| recording 1 takeaway | 2-3 | 1-0 |
| recording 2 takeaways | 3-1 | 0-0 |
| recording 3 takeaways | 3-0 | 1-0 |
| recording 4 takeaways | 1-0 | 1-0 |
| recording 5 takeaways | 0-0 | 0-0 |
| recording 6 takeaways | 1-0 | 0-0 |
| recording 0 giveaways | 5-0 | 0-0 |
| recording 1 giveaway | 1-2 | 1-0 |
| recording 2 giveaways | 3-3 | 2-0 |
| recording 3 giveaways | 0-1 | 0-0 |
| recording 4 giveaways | 1-0 | 0-0 |
| recording 5 giveaways | 0-0 | 0-0 |
| recording 0 interceptions | 1-2 | 0-0 |
| recording 1 interception | 2-3 | 1-0 |
| recording 2 interceptions | 5-1 | 1-0 |
| recording 3 interceptions | 1-0 | 1-0 |
| recording 4 interceptions | 1-0 | 0-0 |
| surrendering 0 interceptions | 6-2 | 2-0 |
| surrendering 1 interception | 1-3 | 0-0 |
| surrendering 2 interceptions | 3-1 | 1-0 |
| surrendering 3 interceptions | 0-0 | 0-0 |
| recovering 0 fumbles | 4-6 | 2-0 |
| recovering 1 fumble | 4-0 | 0-0 |
| recovering 2 fumbles | 2-0 | 1-0 |
| recovering 3 fumbles | 0-0 | 0-0 |
| losing 0 fumbles | 7-2 | 1-0 |
| losing 1 fumble | 2-4 | 1-0 |
| losing 2 fumbles | 1-0 | 1-0 |
| losing 3 fumbles | 0-0 | 0-0 |

TAKEAWAY SUMMARY (33)

9/12 at Philadelphia: T.Williams (fumble recovery)
 9/19 Buffalo: M.Burnett (interception), B.Chillar (interception)
 9/27 at Chicago: D.Martin (interception)
 10/3 Detroit: A.Hawk (interception), R.Pickett (fumble), C.Woodson (interception)
 10/10 at Washington: T.Williams (interception)
 10/17 Miami: T.Williams (interception)
 10/24 Minnesota: N.Collins (interception), D.Bishop (interception), A.Hawk (interception)
 10/31 at N.Y. Jets: T.Williams 2 (fumble recovery, interception), C.Woodson (interception)
 11/7 Dallas: J.Bush (fumble recovery), N.Collins (fumble recovery), C.Matthews (interception), S.Shields (interception)
 11/21 at Minnesota: A.Hawk (fumble recovery), T.Williams (interception)
 11/28 at Atlanta: (none)
 12/5 San Francisco: N.Collins (interception)
 12/12 at Detroit: C.Peprah (interception), T.Williams (interception)
 12/19 at New England: (none)
 12/26 N.Y. Giants: N.Collins 2 (fumble recovery, interception), A.Bigby (fumble recovery), A.Hawk (interception), S.Shields (interception), T.Williams (interception)
 1/2 Chicago: N.Collins (interception), C.Peprah (interception)

SEASON TOTALS: T.Williams 8 (six interceptions, two fumble recoveries), N.Collins 6 (four interceptions, two fumble recoveries), A.Hawk 4 (three interceptions, fumble recovery), C.Peprah 2 (two interceptions), S.Shields 2 (two interceptions), C.Woodson 2 (two interceptions), A.Bigby 1 (fumble recovery), D.Bishop 1 (interception), M.Burnett 1 (interception), J.Bush 1 (fumble recovery), B.Chillar 1 (interception), D.Martin 1 (interception), C.Matthews 1 (interception), R.Pickett 1 (fumble recovery)

1/9 at Philadelphia: T.Williams (interception)
 1/15 at Atlanta: T.Williams 2 (two interceptions), D.Bishop (fumble recovery), C.Matthews (fumble recovery)
 1/23 at Chicago: S.Shields 2 (two interceptions), B.Raji (interception)

POSTSEASON TOTALS (8): T.Williams 3 (three interceptions), S.Shields 2 (two interceptions), D.Bishop 1 (fumble recovery), C.Matthews 1 (fumble recovery), B.Raji 1 (interception)

Note: Fumbles lost are only credited. Fumbles in which the team maintained possession are not included.

GIVEAWAY SUMMARY (24)

9/12 at Philadelphia: A.Rodgers 2 (two interceptions)
 9/19 Buffalo: (none)
 9/27 at Chicago: J.Jones (fumble), A.Rodgers (interception)
 10/3 Detroit: J.Nelson 2 (two fumbles), A.Rodgers 2 (two interceptions)
 10/10 at Washington: D.Lee (fumble), A.Rodgers (interception)
 10/17 Miami: A.Rodgers (interception)
 10/24 Minnesota: A.Rodgers 2 (two interceptions)
 10/31 at N.Y. Jets: (none)
 11/7 Dallas: (none)
 11/21 at Minnesota: (none)
 11/28 at Atlanta: A.Rodgers (fumble)
 12/5 San Francisco: (none)
 12/12 at Detroit: M.Flynn (interception), A.Quarless (fumble), A.Rodgers (interception)
 12/19 at New England: M.Flynn 2 (fumble, interception)
 12/26 N.Y. Giants: J.Nelson (fumble)
 1/2 Chicago: D.Driver (fumble), A.Rodgers (interception)

SEASON TOTALS: A.Rodgers 12 (11 interceptions, fumble), M.Flynn 3 (two interceptions, fumble), J.Nelson 3 (three fumbles), D.Driver 1 (fumble), D.Lee 1 (fumble), J.Jones 1 (fumble), A.Quarless 1 (fumble)

1/9 at Philadelphia: A.Rodgers (fumble), B.Underwood (fumble)
 1/15 at Atlanta: G.Jennings (fumble)
 1/23 at Chicago: A.Rodgers 2 (two interceptions)

POSTSEASON TOTALS (5): A.Rodgers 3 (two interceptions, fumble), G.Jennings 1 (fumble), B.Underwood 1 (fumble)

Note: Fumbles lost are only credited. Fumbles in which the team maintained possession are not included.

TAKEAWAY POINTS

Packers (111)

| Date | Opp. | Turnover | Result | Points |
|-------|--------|--------------|--------|--------|
| 9/12 | at Phi | Fumble | TD | 7 |
| 9/19 | Buf | Interception | TD | 7 |
| 9/19 | Buf | Interception | TD | 7 |
| 10/3 | Det | Interception | TD | 7 |
| 10/3 | Det | Fumble | TD | 7 |
| 10/17 | Mia | Interception | TD | 7 |
| 10/24 | Min | Interception | TD | 7 |
| 10/24 | Min | Interception | TD | 7 |
| 10/31 | at NYJ | Interception | FG | 3 |
| 11/7 | Dal | Interception | TD | 7 |
| 11/7 | Dal | Fumble | TD | 7 |
| 11/7 | Dal | Interception | TD | 7 |
| 11/21 | at Min | Interception | TD | 7 |
| 12/26 | NYG | Interception | TD | 7 |
| 12/26 | NYG | Fumble | FG | 3 |
| 12/26 | NYG | Interception | TD | 7 |
| 12/26 | NYG | Interception | TD | 7 |

POSTSEASON (27)

| Date | Opp. | Turnover | Result | Points |
|------|--------|--------------|--------|--------|
| 1/15 | at Atl | Interception | TD | 7 |
| 1/15 | at Atl | Interception | TD | 7 |
| 1/15 | at Atl | Fumble | FG | 3 |
| 1/15 | at Atl | Fumble | FG | 3 |
| 1/23 | at Chi | Interception | TD | 7 |

Opponent (39)

| Date | Opp. | Turnover | Result | Points |
|-------|--------|--------------|--------|--------|
| 9/12 | at Phi | Interception | FG | 3 |
| 9/12 | at Phi | Interception | FG | 3 |
| 9/27 | at Chi | Fumble | FG | 3 |
| 10/3 | Det | Interception | FG | 3 |
| 10/3 | Det | Fumble | FG | 3 |
| 10/10 | at Was | Interception | FG | 3 |
| 10/28 | at Atl | Fumble | TD | 7 |
| 12/19 | at NE | Interception | TD | 7 |
| 12/26 | NYG | Fumble | TD | 7 |

POSTSEASON (14)

| Date | Opp. | Turnover | Result | Points |
|------|--------|----------|--------|--------|
| 1/9 | at Phi | Fumble | TD | 7 |
| 1/15 | at Atl | Fumble | TD | 7 |

PLAYER PARTICIPATION

| NFL WEEK | 1 | 2 | 3 | 4 | 5 | 6 | 7 | 8 | 9 | 11 | 12 | 13 | 14 | 15 | 16 | 17 | — Season Totals — | | | |
|----------------------|--------|------|--------|------|--------|------|------|--------|------|--------|--------|------|--------|-------|------|------|-------------------|----|-----|-----|
| Player | at PHI | BUF | at CHI | DET | at WAS | MIA | MIN | at NYJ | DAL | at MIN | at ATL | SF | at DET | at NE | NYG | CHI | GP | GS | DNP | INA |
| Barnett, Nick | MLB | MLB | MLB | MLB | INA | IR | IR | IR | IR | IR | IR | IR | IR | IR | IR | IR | 4 | 4 | 0 | 1 |
| Battles, Adrian | - | - | - | - | - | - | - | - | - | - | - | - | - | - | PS | PS | - | - | - | - |
| Bell, Josh | IR | IR | IR | IR | IR | IR | IR | IR | IR | IR | IR | IR | IR | IR | IR | IR | - | - | - | - |
| Bigby, Atari | PUP | PUP | PUP | PUP | PUP | PUP | PUP | PUP | PUP | SUB | SUB | INA | INA | SUB | SUB | INA | 4 | 0 | 0 | 4 |
| Bishop, Desmond | SUB | INA | SUB | SUB | MLB | MLB | MLB | MLB | MLB | MLB | MLB | MLB | MLB | MLB | MLB | MLB | 15 | 12 | 0 | 1 |
| Briggs, Diyral | - | - | - | - | - | - | - | - | INA | SUB | INA | SUB | SUB | SUB | INA | SUB | 5 | 0 | 0 | 4 |
| Bulaga, Bryan | SUB | SUB | SUB | SUB | RT | RT | RT | RT | RT | RT | RT | RT | RT | RT | RT | RT | 16 | 12 | 0 | 0 |
| Burnett, Morgan | SS | SS | SS | SS | IR | IR | IR | IR | IR | IR | IR | IR | IR | IR | IR | IR | 4 | 4 | 0 | 0 |
| Bush, Jarrett | SUB | SUB | SUB | 3CB | SUB | SUB | SUB | SUB | SUB | SUB | SUB | SUB | SUB | SUB | SUB | SUB | 16 | 1 | 0 | 0 |
| Campbell, Chris | PS | PS | - | PS | PS | PS | PS | PS | PS | PS | PS | PS | PS | PS | PS | PS | - | - | - | - |
| Chillar, Brandon | BLB | SUB | SUB | INA | INA | INA | SUB | SUB | SUB | SUB | SUB | SUB | IR | IR | IR | IR | 8 | 1 | 0 | 3 |
| Clifton, Chad | LT | LT | LT | LT | LT | LT | LT | LT | LT | LT | LT | LT | LT | LT | LT | LT | 16 | 16 | 0 | 0 |
| Colledge, Daryn | LG | LG | LG | LG | LG | LG | LG | LG | LG | LG | LG | LG | LG | LG | LG | LG | 16 | 16 | 0 | 0 |
| Collins, Nick | FS | FS | FS | FS | FS | FS | FS | FS | FS | FS | FS | FS | FS | FS | FS | FS | 16 | 16 | 0 | 0 |
| Crabtree, Tom | SUB | SUB | SUB | SUB | SUB | SUB | SUB | SUB | SUB | SUB | SUB | SUB | SUB | SUB | TE | SUB | 16 | 1 | 0 | 0 |
| Crosby, Mason | SUB | SUB | SUB | SUB | SUB | SUB | SUB | SUB | SUB | SUB | SUB | SUB | SUB | SUB | SUB | SUB | 16 | 0 | 0 | 0 |
| Dietrich-Smith, Evan | - | - | - | - | - | - | - | - | - | - | - | - | - | - | - | INA | 0 | 0 | 0 | 1 |
| Driver, Donald | WR | WR | WR | WR | WR | WR | WR | WR | WR | INA | WR | WR | WR | WR | WR | WR | 15 | 15 | 0 | 1 |
| Finley, Jermichael | TE | TE | TE | TE | TE | INA | IR | IR | IR | IR | IR | IR | IR | IR | IR | IR | 5 | 5 | 0 | 1 |
| Flynn, Matt | DNP | DNP | DNP | DNP | DNP | DNP | SUB | DNP | SUB | SUB | DNP | SUB | SUB | QB | SUB | DNP | 7 | 1 | 9 | 0 |
| Francois, Robert | PS | - | PS | PS | PS | SUB | SUB | SUB | SUB | INA | PS | PS | SUB | SUB | ROLB | SUB | 8 | 1 | 0 | 1 |
| Giacomini, Breno | PS | PS | PS | - | - | - | - | - | - | - | - | - | - | - | - | - | - | - | - | - |
| Goode, Brett | SUB | SUB | SUB | SUB | SUB | SUB | SUB | SUB | SUB | SUB | SUB | SUB | SUB | SUB | SUB | SUB | 16 | 0 | 0 | 0 |
| Gordy, Josh | - | PS | PS | PS | PS | PS | PS | PS | PS | PS | PS | PS | SUB | INA | INA | INA | 2 | 0 | 0 | 3 |
| Grant, Ryan | RB | IR | IR | IR | IR | IR | IR | IR | IR | IR | IR | IR | IR | IR | IR | IR | 1 | 1 | 0 | 0 |
| Green, Howard | - | - | - | - | - | - | SUB | SUB | SUB | SUB | DT | SUB | SUB | RDE | RDE | SUB | 9 | 3 | 0 | 0 |
| Greco, Michael | - | - | - | - | - | PS | PS | PS | PS | PS | PS | PS | PS | PS | PS | PS | - | - | - | - |
| Hall, Korey | FB | INA | SUB | SUB | SUB | FB | FB | FB | FB | SUB | INA | FB | FB | INA | SUB | SUB | 12 | 6 | 0 | 4 |
| Harrell, Graham | PS | PS | PS | PS | PS | PS | PS | PS | PS | PS | PS | PS | PS | DNP | INA | INA | 0 | 0 | 1 | 2 |
| Harrell, Justin | SUB | IR | IR | IR | IR | IR | IR | IR | IR | IR | IR | IR | IR | IR | IR | IR | 1 | 0 | 0 | 0 |
| Harris, Al | PUP | PUP | PUP | PUP | PUP | PUP | PUP | PUP | PUP | PUP | - | - | - | - | - | - | - | - | - | - |
| Havner, Spencer | - | - | - | - | - | - | - | - | - | INA | SUB | IR | IR | IR | IR | IR | 1 | 0 | 0 | 1 |
| Hawk, A.J. | SUB | BLB | BLB | BLB | BLB | BLB | BLB | BLB | BLB | BLB | BLB | BLB | BLB | BLB | BLB | BLB | 16 | 15 | 0 | 0 |
| Jackson, Brandon | SUB | RB | SUB | RB | RB | RB | RB | RB | RB | RB | RB | RB | RB | SUB | RB | RB | 16 | 13 | 0 | 0 |
| Jackson, Cardia | - | - | - | - | - | - | - | - | - | - | - | - | - | - | PS | - | - | - | - | - |
| Jenkins, Cullen | RDE | RDE | SUB | SUB | SUB | RDE | DNP | RDE | RDE | RDE | RDE | RDE | INA | INA | INA | INA | 11 | 8 | 1 | 4 |
| Jennings, Greg | WR | WR | WR | WR | WR | WR | WR | WR | WR | WR | WR | WR | WR | WR | WR | WR | 16 | 16 | 0 | 0 |
| Johnson, James | PS | PS | PS | PS | PS | PS | - | - | - | - | - | - | - | - | - | - | - | - | - | - |
| Johnson, Quinn | INA | FB | FB | INA | INA | SUB | INA | INA | SUB | FB | SUB | SUB | SUB | SUB | SUB | FB | 11 | 4 | 0 | 5 |
| Jones, Brad | ROLB | ROLB | INA | SUB | ROLB | ROLB | ROLB | IR | IR | IR | IR | IR | IR | IR | IR | IR | 6 | 5 | 0 | 1 |
| Jones, James | SUB | SUB | SUB | SUB | SUB | SUB | SUB | SUB | 3WR | SUB | SUB | SUB | 3WR | 4WR | SUB | SUB | 16 | 3 | 0 | 0 |
| Kuhn, John | SUB | SUB | RB | SUB | SUB | SUB | SUB | SUB | SUB | SUB | SUB | SUB | SUB | SUB | FB | SUB | 16 | 2 | 0 | 0 |
| Lang, T.J. | INA | INA | INA | INA | SUB | SUB | SUB | SUB | SUB | SUB | SUB | SUB | SUB | SUB | SUB | SUB | 12 | 0 | 0 | 4 |
| Lee, Donald | SUB | SUB | SUB | SUB | 2TE | SUB | TE | TE | TE | TE | TE | TE | INA | SUB | SUB | TE | 15 | 6 | 0 | 1 |
| Lee, Pat | SUB | SUB | INA | SUB | 3CB | SUB | SUB | SUB | INA | SUB | SUB | INA | INA | INA | SUB | SUB | 11 | 1 | 0 | 5 |
| Levine, Anthony | PS | PS | PS | PS | PS | PS | PS | PS | PS | PS | PS | PS | PS | PS | PS | PS | - | - | - | - |
| Martin, Derrick | SUB | SUB | SUB | SUB | SUB | IR | IR | IR | IR | IR | IR | IR | IR | IR | IR | IR | 5 | 0 | 0 | 0 |
| Masthay, Tim | SUB | SUB | SUB | SUB | SUB | SUB | SUB | SUB | SUB | SUB | SUB | SUB | SUB | SUB | SUB | SUB | 16 | 0 | 0 | 0 |
| Matthews, Clay | LOLB | LOLB | LOLB | LOLB | LOLB | INA | LOLB | LOLB | LOLB | LOLB | LOLB | LOLB | LOLB | LOLB | LOLB | LOLB | 15 | 15 | 0 | 1 |
| McDonald, Nick | INA | INA | INA | INA | INA | INA | INA | INA | INA | INA | INA | INA | INA | INA | INA | INA | 0 | 0 | 0 | 16 |
| Montgomery, Michael | - | - | - | - | - | SUB | INA | SUB | - | - | - | - | - | - | - | - | 2 | 0 | 0 | 1 |
| Nance, Dimitri | - | SUB | INA | SUB | SUB | SUB | SUB | INA | SUB | SUB | INA | SUB | SUB | SUB | SUB | SUB | 12 | 0 | 0 | 3 |
| Neal, Mike | INA | INA | INA | SUB | SUB | INA | INA | IR | IR | IR | IR | IR | IR | IR | IR | IR | 2 | 0 | 0 | 5 |
| Nelson, Jordy | SUB | SUB | SUB | SUB | SUB | 3WR | SUB | SUB | WR | SUB | SUB | 3WR | SUB | 3WR | SUB | SUB | 16 | 4 | 0 | 0 |
| Newhouse, Marshall | INA | INA | INA | INA | INA | INA | INA | INA | INA | INA | INA | INA | INA | INA | INA | IR | 0 | 0 | 0 | 15 |
| Peprah, Charlie | SUB | SUB | INA | INA | SS | SS | SS | SS | SS | SS | SS | SUB | SS | SS | SS | SS | 14 | 11 | 0 | 2 |
| Pickett, Ryan | SUB | LDE | LDE | LDE | LDE | INA | LDE | INA | LDE | SUB | LDE | LDE | LDE | LDE | LDE | LDE | 14 | 12 | 0 | 2 |
| Poppinga, Brady | SUB | SUB | SUB | SUB | SUB | LOLB | INA | IR | IR | IR | IR | IR | IR | IR | IR | IR | 6 | 1 | 0 | 1 |
| Quarless, Andrew | INA | INA | SUB | 2TE | SUB | SUB | SUB | SUB | INA | SUB | TE | SUB | TE | SUB | SUB | SUB | 13 | 3 | 0 | 3 |
| Raji, B.J. | NT | NT | NT | NT | NT | NT | NT | NT | NT | NT | NT | NT | NT | NT | NT | NT | 16 | 16 | 0 | 0 |
| Rivera, Mike | - | - | - | - | - | PS | PS | PS | PS | PS | PS | PS | PS | PS | PS | PS | - | - | - | - |
| Rodgers, Aaron | QB | QB | QB | QB | QB | QB | QB | QB | QB | QB | QB | QB | QB | INA | QB | QB | 15 | 15 | 0 | 1 |
| Ross, Jay | - | - | - | - | - | PS | PS | PS | PS | PS | PS | PS | PS | PS | PS | PS | - | - | - | - |
| Shields, Sam | 3CB | SUB | 3CB | INA | INA | SUB | 3CB | SUB | SUB | 3CB | SUB | SUB | 3CB | SUB | SUB | 3CB | 14 | 6 | 0 | 2 |
| Simpkins, Maurice | PS | PS | PS | PS | SUB | SUB | INA | - | - | - | - | - | - | - | - | - | 2 | 0 | 0 | 1 |
| Sitton, Josh | RG | RG | RG | RG | RG | RG | RG | RG | RG | RG | RG | RG | RG | RG | RG | RG | 16 | 16 | 0 | 0 |
| Smith, Anthony | - | - | - | - | - | - | SUB | - | - | - | - | - | INA | IR | IR | IR | 4 | 0 | 0 | 3 |
| Smith, Terrance | - | - | - | - | - | - | - | - | - | - | - | - | PS | PS | PSI | - | - | - | - | - |
| Spitz, Jason | SUB | SUB | SUB | SUB | SUB | SUB | SUB | SUB | SUB | SUB | SUB | SUB | SUB | SUB | SUB | SUB | 16 | 0 | 0 | 0 |
| Starks, James | PUP | PUP | PUP | PUP | PUP | PUP | PUP | PUP | PUP | INA | INA | SUB | SUB | INA | INA | SUB | 3 | 0 | 0 | 4 |
| Swain, Brett | SUB | SUB | SUB | SUB | SUB | SUB | SUB | SUB | SUB | SUB | SUB | SUB | SUB | 5WR | SUB | SUB | 16 | 1 | 0 | 0 |
| Tauscher, Mark | RT | RT | RT | RT | INA | INA | INA | INA | INA | IR | IR | IR | IR | IR | IR | IR | 4 | 4 | 0 | 5 |
| Underwood, Brandon | INA | INA | SUB | SUB | SUB | SUB | SUB | INA | INA | SUB | SUB | SUB | SUB | SUB | SUB | SUB | 12 | 0 | 0 | 4 |
| Walden, Erik | - | - | - | - | - | - | SUB | SUB | SUB | SUB | SUB | SUB | SUB | ROLB | SUB | ROLB | 9 | 2 | 0 | 0 |
| Wells, Scott | C | C | C | C | C | C | C | C | C | C | C | C | C | C | C | C | 16 | 16 | 0 | 0 |
| West, Chastin | PS | PS | PS | PS | PS | PS | PS | PS | PS | PS | PS | PS | PS | PS | PS | PS | - | - | - | - |
| Wilhelm, Matt | - | - | - | - | - | - | SUB | SUB | SUB | SUB | INA | INA | INA | SUB | SUB | SUB | 7 | 0 | 0 | 2 |
| Williams, Johnny | - | - | - | - | PS | - | - | - | - | - | - | - | - | - | - | - | - | - | - | - |
| Williams, Tramon | RCB | RCB | RCB | RCB | RCB | RCB | RCB | RCB | RCB | RCB | RCB | RCB | RCB | RCB | RCB | RCB | 16 | 16 | 0 | 0 |
| Wilson, C.J. | INA | SUB | SUB | SUB | SUB | LDE | SUB | LDE | SUB | SUB | SUB | SUB | SUB | SUB | SUB | SUB | 15 | 2 | 0 | 1 |
| Woodson, Charles | LCB | LCB | LCB | LCB | LCB | LCB | LCB | LCB | LCB | LCB | LCB | LCB | LCB | LCB | LCB | LCB | 16 | 16 | 0 | 0 |
| Wynn, Jarius | - | SUB | SUB | INA | INA | SUB | SUB | SUB | SUB | INA | INA | INA | SUB | SUB | SUB | SUB | 9 | 0 | 0 | 6 |
| Young, Curtis | - | - | - | - | - | - | - | - | - | - | - | PS | PS | PS | PS | PS | - | - | - | - |
| Zombo, Frank | SUB | SUB | ROLB | ROLB | SUB | SUB | SUB | ROLB | ROLB | ROLB | ROLB | ROLB | ROLB | INA | INA | INA | 13 | 8 | 0 | 3 |

STARTERS IN BOLD AT POSITION; DNP — Did not play; INA — Inactive; IR — Injured reserve; PUP — Physically unable to perform; PSI — Practice squad injured; PS — Practice squad; SUB — Substitute; 5DB — started as fifth defensive back; 5LB — started as fifth linebacker; 2TE — started as second tight end; 3WR — started as third wide receiver; 4WR — started as fourth wide receiver; 5WR — started as fifth wide receiver; 3CB — started as third cornerback

POSTSEASON PLAYER PARTICIPATION

| NFL WEEK Player | WC | DIV | NFC | SB | — Season Totals — | | | |
|----------------------|-------------|-------------|-------------|----|-------------------|----|-----|-----|
| | at PHI | at ATL | at Chi | | GP | GS | DNP | INA |
| Barnett, Nick | IR | IR | IR | - | - | - | - | - |
| Battles, Adrian | PS | PS | PS | - | - | - | - | - |
| Bell, Josh | IR | IR | IR | - | - | - | - | - |
| Bigby, Atari | INA | INA | SUB | - | 1 | 0 | 0 | 2 |
| Bishop, Desmond | MLB | MLB | MLB | - | 3 | 3 | 0 | 0 |
| Briggs, Diyral | SUB | SUB | SUB | - | 3 | 0 | 0 | 0 |
| Bulaga, Bryan | RT | RT | RT | - | 3 | 3 | 0 | 0 |
| Burnett, Morgan | IR | IR | IR | - | - | - | - | - |
| Bush, Jarrett | SUB | SUB | SUB | - | 3 | 0 | 0 | 0 |
| Campbell, Chris | PS | PS | PS | - | - | - | - | - |
| Chillar, Brandon | IR | IR | IR | - | - | - | - | - |
| Clifton, Chad | LT | LT | LT | - | 3 | 3 | 0 | 0 |
| Colledge, Daryn | LG | LG | LG | - | 3 | 3 | 0 | 0 |
| Collins, Nick | FS | FS | FS | - | 3 | 3 | 0 | 0 |
| Crabtree, Tom | SUB | SUB | SUB | - | 3 | 0 | 0 | 0 |
| Crosby, Mason | SUB | SUB | SUB | - | 3 | 0 | 0 | 0 |
| Dietrich-Smith, Evan | INA | INA | INA | - | 0 | 0 | 0 | 3 |
| Driver, Donald | SUB | WR | SUB | - | 3 | 1 | 0 | 0 |
| Finley, Jermichael | IR | IR | IR | - | - | - | - | - |
| Flynn, Matt | DNP | SUB | DNP | - | 1 | 0 | 2 | 0 |
| Francois, Robert | SUB | SUB | SUB | - | 3 | 0 | 0 | 0 |
| Goode, Brett | SUB | SUB | SUB | - | 3 | 0 | 0 | 0 |
| Gordy, Josh | INA | INA | INA | - | 0 | 0 | 0 | 3 |
| Grant, Ryan | IR | IR | IR | - | - | - | - | - |
| Green, Howard | INA | RDE | RDE | - | 2 | 2 | 0 | 1 |
| Greco, Michael | PS | PS | PS | - | - | - | - | - |
| Hall, Korey | INA | INA | SUB | - | 1 | 0 | 0 | 2 |
| Harrell, Graham | INA | INA | INA | - | 0 | 0 | 0 | 3 |
| Harrell, Justin | IR | IR | IR | - | - | - | - | - |
| Havner, Spencer | IR | IR | IR | - | - | - | - | - |
| Hawk, A.J. | BLB | BLB | BLB | - | 3 | 3 | 0 | 0 |
| Jackson, Brandon | SUB | SUB | SUB | - | 3 | 0 | 0 | 0 |
| Jackson, Cardia | PS | PS | PS | - | - | - | - | - |
| Jenkins, Cullen | SUB | SUB | SUB | - | 3 | 0 | 0 | 0 |
| Jennings, Greg | WR | WR | WR | - | 3 | 3 | 0 | 0 |
| Johnson, Quinn | FB | SUB | FB | - | 3 | 2 | 0 | 0 |
| Jones, Brad | IR | IR | IR | - | - | - | - | - |
| Jones, James | SUB | SUB | SUB | - | 3 | 0 | 0 | 0 |
| Kuhn, John | SUB | FB | SUB | - | 3 | 1 | 0 | 0 |
| Lang, T.J. | SUB | SUB | SUB | - | 3 | 0 | 0 | 0 |
| Lee, Donald | TE | SUB | TE | - | 3 | 2 | 0 | 0 |
| Lee, Pat | SUB | SUB | INA | - | 2 | 0 | 0 | 1 |
| Levine, Anthony | PS | PS | PSI | - | - | - | - | - |
| Martin, Derrick | IR | IR | IR | - | - | - | - | - |
| Masthay, Tim | SUB | SUB | SUB | - | 3 | 0 | 0 | 0 |
| Matthews, Clay | LOLB | LOLB | LOLB | - | 3 | 3 | 0 | 0 |
| McDonald, Nick | INA | INA | INA | - | 0 | 0 | 0 | 3 |
| Nance, Dimitri | SUB | INA | INA | - | 1 | 0 | 0 | 2 |
| Neal, Mike | IR | IR | IR | - | - | - | - | - |
| Nelson, Jordy | SUB | 3WR | WR | - | 3 | 2 | 0 | 0 |
| Newhouse, Marshall | IR | IR | IR | - | - | - | - | - |
| Peprah, Charlie | SS | SS | SUB | - | 3 | 2 | 0 | 0 |
| Pickett, Ryan | LDE | LDE | LDE | - | 3 | 3 | 0 | 0 |
| Poppinga, Brady | IR | IR | IR | - | - | - | - | - |
| Quarless, Andrew | 2TE | SUB | SUB | - | 3 | 1 | 0 | 0 |
| Raji, B.J. | NT | NT | NT | - | 3 | 3 | 0 | 0 |
| Rivera, Mike | PS | PS | PS | - | - | - | - | - |
| Robinson, Antonio | - | - | PS | - | - | - | - | - |
| Rodgers, Aaron | QB | QB | QB | - | 3 | 3 | 0 | 0 |
| Ross, Jay | PS | PS | PS | - | - | - | - | - |
| Shields, Sam | 3CB | SUB | 3CB | - | 3 | 2 | 0 | 0 |
| Sitton, Josh | RG | RG | RG | - | 3 | 3 | 0 | 0 |
| Smith, Anthony | IR | IR | IR | - | - | - | - | - |
| Spitz, Jason | SUB | SUB | SUB | - | 3 | 0 | 0 | 0 |
| Starks, James | RB | RB | RB | - | 3 | 3 | 0 | 0 |
| Swain, Brett | SUB | SUB | SUB | - | 3 | 0 | 0 | 0 |
| Tauscher, Mark | IR | IR | IR | - | - | - | - | - |
| Underwood, Brandon | SUB | SUB | SUB | - | 3 | 0 | 0 | 0 |
| Walden, Erik | ROLB | ROLB | ROLB | - | 3 | 3 | 0 | 0 |
| Wells, Scott | C | C | C | - | 3 | 3 | 0 | 0 |
| West, Chastin | PS | PS | PS | - | - | - | - | - |
| Wilhelm, Matt | SUB | SUB | SUB | - | 3 | 0 | 0 | 0 |
| Williams, Tramon | RCB | RCB | RCB | - | 3 | 3 | 0 | 0 |
| Wilson, C.J. | SUB | SUB | SUB | - | 3 | 0 | 0 | 0 |
| Woodson, Charles | LCB | LCB | LCB | - | 3 | 3 | 0 | 0 |
| Wynn, Jarius | SUB | SUB | INA | - | 2 | 0 | 0 | 1 |
| Young, Curtis | PS | PS | PS | - | - | - | - | - |
| Zombo, Frank | INA | INA | INA | - | 0 | 0 | 0 | 3 |

STARTERS IN BOLD AT POSITION; DNP — Did not play; INA — Inactive; IR — Injured reserve; PSI — Practice squad injured; PS — Practice squad; SUB — Substitute; 5DB — started as fifth defensive back; 5LB — started as fifth linebacker; 2TE — started as second tight end; 3WR — started as third wide receiver; 4WR — started as fourth wide receiver; 5WR — started as fifth wide receiver; 3CB — started as third cornerback

SEASON-HIGHS/W-L BREAKDOWN

INDIVIDUAL

Longest Scoring Run — 9, Aaron Rodgers, Sept. 19 vs. Buffalo
 Longest Non-Scoring Run — 71, Brandon Jackson, Oct. 10 at Washington
 Longest Scoring Pass — 86, Aaron Rodgers to Greg Jennings, Oct. 17 vs. Miami
 Longest Non-Scoring Pass — 48, twice, most recently Aaron Rodgers to Greg Jennings, Dec. 5 vs. San Francisco

Longest Kickoff Return — 51, Jordy Nelson, Sept. 12 at Philadelphia
 Longest Punt Return — 52, Tramon Williams, Oct. 10 at Washington
 Longest Interception Return — 70, Tramon Williams, Jan. 15 at Atlanta
 Longest Punt — 65, Tim Masthay, Jan. 23 at Chicago
 Longest Field Goal — 56, Mason Crosby, Sept. 12 at Philadelphia
 Most Field Goals Attempted — 4, twice, most recently Mason Crosby, Oct. 31 at N.Y. Jets
 Most Field Goals Made — 3, Mason Crosby, Oct. 31 at N.Y. Jets
 Most Touchdowns — 3, twice, most recently John Kuhn, Dec. 26 vs. N.Y. Giants

Most Rushing Attempts — 25, James Starks, Jan. 15 at Atlanta
 Most Rushing Yards — 123, James Starks, Jan. 9 at Philadelphia
 Most Passing Attempts — 46, Aaron Rodgers, Oct. 10 at Washington

Most Passing Yards — 404, Aaron Rodgers, Dec. 26 vs. N.Y. Giants
 Most Touchdown Passes — 4, twice, most recently Aaron Rodgers, Dec. 26 vs. N.Y. Giants

Most Receptions — 9, Donald Driver and Jermichael Finley, Sept. 27 at Chicago
 Most Receiving Yards — 152, Greg Jennings, Nov. 21 at Minnesota
 Most Total Yards from Scrimmage — 152, Greg Jennings, Nov. 21 at Minnesota

Most Defensive Interceptions — 2, twice, most recently Sam Shields, Jan. 23 at Chicago
 Most Tackles — 16, twice, most recently Erik Walden, Jan. 2 vs. Chicago
 Most Solo Tackles — 12, three times, most recently Erik Walden, Jan. 2 vs. Chicago
 Most Sacks — 3, twice, most recently Erik Walden, Jan. 2 vs. Chicago
 Most Passes Defensed — 3, five times, most recently Nick Collins, Jan. 23 at Chicago

TEAM

Offensive Most...
 First Downs — 28, Jan 15 at Atlanta
 Rushing Attempts — 38, Dec. 19 at New England
 Rushing Yards — 157, Oct. 10 at Washington
 Pass Attempts — 46, Oct. 10 at Washington
 Completions — 34, Sept. 27 at Chicago
 TDs Thrown — 4, twice, most recently Dec. 26 vs. N.Y. Giants
 Int. Thrown — 2, five times, most recently Jan. 23 at Chicago
 Net Passing Yards — 396, Dec. 26 vs. N.Y. Giants
 Offensive Plays — 80, Dec. 19 at New England
 Total Offense — 515, Dec. 26 vs. N.Y. Giants
 Time of Possession — 40:48, Dec. 19 at New England
 Turnovers — 4, Oct. 3 vs. Detroit
 Fumbles — 4, twice, most recently Jan. 9 at Philadelphia
 Fumbles Lost — 2, twice, most recently Jan. 9 at Philadelphia

Longest Scoring Drives
 Plays — 17, Dec. 5 vs. San Francisco
 Yards — 93, Nov. 7 vs. Dallas
 Time — 9:13, Nov. 7 vs. Dallas

Shortest Scoring Drives
 Plays — 1, twice, most recently, Dec. 26 vs. N.Y. Giants
 Yards — -1, Oct. 10 at Washington
 Time — 0:11, Dec. 26 vs. N.Y. Giants

Defensive Fewest...
 First Downs Allowed — 11, Dec. 5 vs. San Francisco
 Rushing Att. Allowed — 14, twice, most recently Jan. 15 at Atlanta
 Rushing Yards Allowed — 39, Nov. 7 vs. Dallas
 Pass Att. Allowed — 18, Sept. 19 vs. Buffalo
 Pass Comp. Allowed — 10, twice, most recently Dec. 12 at Detroit
 Net Passing Yards Allowed — 62, Sept. 19 vs. Buffalo
 Total Plays Allowed — 43, Dec. 19 at New England
 Total Yards Allowed — 186, Sept. 19 vs. Buffalo

Defensive Most...
 Takeaways — 6, Dec. 26 vs. N.Y. Giants
 Interceptions — 4, Dec. 26 vs. N.Y. Giants
 Fumbles Forced — 3, Sept. 12 at Philadelphia
 Fumbles Recovered — 2, twice, most recently Jan. 15 at Atlanta
 Passes Defensed — 14, Jan. 2 vs. Chicago
 Sacks — 6, twice, most recently Jan. 2 vs. Chicago

| | 2010 regular season... | | | 2009 regular season... | | | 2008 regular season... | | | 1992-present... | | |
|-------------------------------------|------------------------|------|---------|------------------------|------|---------|------------------------|------|---------|-----------------|-------|---------|
| | Home | Road | Overall | Home | Road | Overall | Home | Road | Overall | Home | Road | Overall |
| Overall | 7-1 | 3-5 | 10-6 | 6-2 | 5-3 | 11-5 | 4-4 | 2-6 | 6-10 | 114-38 | 74-78 | 188-116 |
| On Grass | 7-1 | 1-2 | 8-3 | 6-2 | 3-2 | 9-4 | 4-4 | 0-4 | 4-8 | 114-38 | 45-31 | 159-69 |
| On Artificial Surfaces | 0-0 | 2-3 | 2-3 | 0-0 | 2-1 | 2-1 | 0-0 | 2-2 | 2-2 | 0-0 | 29-47 | 29-47 |
| In Open-Air Stadiums | 7-1 | 2-3 | 9-4 | 6-2 | 2-2 | 8-4 | 4-4 | 1-4 | 5-8 | 114-38 | 48-48 | 162-86 |
| In Indoor Stadiums | 0-0 | 1-2 | 1-2 | 0-0 | 3-1 | 3-1 | 0-0 | 1-2 | 1-2 | 0-0 | 26-29 | 26-29 |
| vs. Division Opponents | 3-0 | 1-2 | 4-2 | 2-1 | 2-1 | 4-2 | 3-0 | 1-2 | 4-2 | 53-13 | 34-33 | 87-46 |
| vs. NFC | 6-0 | 2-4 | 8-4 | 5-1 | 4-2 | 9-3 | 3-3 | 2-4 | 5-7 | 89-25 | 56-58 | 145-83 |
| vs. AFC | 1-1 | 1-1 | 2-2 | 1-1 | 1-1 | 2-2 | 1-1 | 0-2 | 1-3 | 25-13 | 18-20 | 43-33 |
| When scoring first | 5-1 | 2-4 | 7-5 | 6-1 | 3-1 | 9-2 | 3-0 | 2-3 | 5-3 | 77-15 | 49-32 | 126-47 |
| When Opponent scored first | 2-0 | 1-1 | 3-1 | 0-1 | 2-2 | 2-3 | 1-4 | 0-3 | 1-7 | 36-23 | 25-46 | 61-69 |
| In overtime | 0-1 | 0-1 | 0-2 | 0-0 | 0-0 | 0-0 | 0-0 | 0-2 | 0-2 | 5-3 | 1-5 | 6-8 |
| When leading after first quarter | 3-1 | 1-2 | 4-3 | 4-1 | 3-1 | 7-2 | 2-0 | 2-1 | 4-1 | 62-11 | 42-20 | 104-31 |
| When leading at halftime | 5-0 | 3-3 | 8-3 | 6-0 | 5-1 | 11-1 | 4-0 | 1-2 | 5-2 | 87-8 | 60-24 | 147-32 |
| When leading after third quarter | 6-0 | 3-4 | 9-4 | 5-0 | 4-1 | 9-1 | 3-0 | 2-3 | 5-3 | 93-5 | 68-20 | 161-25 |
| When trailing after first quarter | 2-0 | 2-0 | 4-0 | 0-1 | 1-1 | 1-2 | 1-3 | 0-3 | 1-6 | 25-20 | 11-36 | 36-56 |
| When trailing at halftime | 2-0 | 1-1 | 3-1 | 0-1 | 0-2 | 0-3 | 0-4 | 0-4 | 0-8 | 18-25 | 12-48 | 30-73 |
| When trailing after third quarter | 0-1 | 1-0 | 1-1 | 1-2 | 1-2 | 2-4 | 0-3 | 0-3 | 0-6 | 13-30 | 4-57 | 17-87 |
| When tied at halftime | 0-1 | 0-1 | 0-2 | 0-1 | 0-0 | 0-1 | 0-0 | 1-0 | 1-0 | 9-5 | 3-6 | 12-11 |
| On Thursday | 0-0 | 0-0 | 0-0 | 0-0 | 1-0 | 1-0 | 0-0 | 0-0 | 0-0 | 1-0 | 3-5 | 4-5 |
| On Friday | 0-0 | 0-0 | 0-0 | 0-0 | 0-0 | 0-0 | 0-0 | 0-0 | 0-0 | 0-0 | 1-0 | 1-0 |
| On Saturday | 0-0 | 0-0 | 0-0 | 0-0 | 0-0 | 0-0 | 0-0 | 0-0 | 0-0 | 1-0 | 2-0 | 3-0 |
| On Sunday/Early Games | 3-1 | 2-3 | 5-4 | 3-1 | 3-1 | 6-2 | 2-3 | 1-4 | 3-7 | 78-23 | 35-40 | 113-63 |
| On Sunday/Late Afternoon Games | 2-0 | 1-0 | 3-0 | 1-1 | 1-1 | 2-2 | 1-0 | 1-0 | 2-0 | 17-8 | 14-17 | 31-25 |
| On Sunday/Night Games | 2-0 | 0-1 | 2-1 | 1-0 | 0-0 | 1-0 | 0-1 | 0-0 | 0-1 | 9-2 | 7-2 | 16-4 |
| On Monday | 0-0 | 0-1 | 0-1 | 1-0 | 0-1 | 1-1 | 1-0 | 0-2 | 1-2 | 9-5 | 11-14 | 20-19 |
| When Packers had 100-yard rusher | 0-0 | 0-1 | 0-1 | 1-0 | 2-0 | 3-0 | 3-1 | 0-0 | 3-1 | 33-8 | 25-8 | 58-16 |
| When Packers had 100-yard receiver | 5-1 | 1-2 | 6-3 | 4-0 | 2-3 | 6-3 | 1-1 | 1-4 | 2-5 | 51-14 | 28-28 | 79-42 |
| When Packers had 300-yard passer | 1-0 | 1-2 | 2-2 | 2-0 | 1-2 | 3-2 | 1-1 | 1-1 | 2-2 | 23-10 | 20-15 | 43-25 |
| When Opponent had 100-yard rusher | 1-0 | 1-1 | 2-1 | 0-1 | 1-0 | 1-1 | 1-3 | 0-2 | 1-5 | 18-16 | 15-23 | 33-39 |
| When Opponent had 100-yard receiver | 2-1 | 0-2 | 2-3 | 2-0 | 0-1 | 2-1 | 1-4 | 1-2 | 2-6 | 32-13 | 19-29 | 51-42 |
| When Opponent had 300-yard passer | 2-0 | 0-1 | 2-1 | 0-0 | 0-1 | 0-1 | 0-1 | 0-1 | 0-2 | 12-7 | 9-14 | 21-21 |

TRANSACTIONS BY DATE

| | | | |
|-------|--|-------|---|
| 5/20 | Signed QB Graham Harrell; Waived QB Chris Pizzotti | 10/15 | Placed LB Nick Barnett on injured reserve (wrist); Signed DE Michael Montgomery |
| 6/15 | Signed DE Johnny Jolly | | |
| 6/17 | Signed CB Tramon Williams | 10/18 | Placed TE Jermichael Finley on injured reserve (knee); Traded conditional draft choice to Jacksonville Jaguars for S Anthony Smith |
| 6/18 | Waived CB Trevor Ford, S Khalil Jones, LB Tim Knicky and QB Noah Shepard | | |
| 6/23 | Signed G/T Marshall Newhouse, RB James Starks and DE C.J. Wilson | 10/20 | Released RB James Johnson from practice squad; Signed DT Jay Ross to practice squad |
| 7/12 | Signed TE Andrew Quarless | | |
| 7/16 | Placed DE Johnny Jolly on reserve/suspended by commissioner | 10/26 | Waived LB Maurice Simpkins; Placed DE Mike Neal (shoulder) and Brady Poppinga (knee) on injured reserve; Signed LB Matt Wilhelm; Claimed LB Diyral Briggs off waivers from Denver Broncos |
| 7/20 | Signed S Morgan Burnett | | |
| 7/26 | Signed DE Mike Neal | | |
| 7/30 | Signed T/G Bryan Bulaga; Placed NT Aleric Mullins on reserve/did not report list | 10/27 | Signed LB Erik Walden; Placed LB Brad Jones (shoulder) on injured reserve; Claimed NT Howard Green off waivers from N.Y. Jets |
| 7/30 | Waived LB John Russell | | |
| 8/5 | Signed WR Jason Chery; Placed WR Jeff Moturi (knee) on injured reserve | 11/2 | Waived DE Michael Montgomery |
| 8/6 | Signed WR Donald Driver to contract extension through 2012 | 11/6 | Activated S Atari Bigby from physically unable to perform list |
| 8/10 | Signed LB Maurice Simpkins; Placed CB Josh Bell (foot) on injured reserve | 11/8 | Waived CB Al Harris |
| 8/28 | Waived WR Shawn Gore | 11/9 | Waived LB Robert Francois; Activated RB James Starks from physically unable to perform list; Released S Michael Greco from practice squad |
| 8/31 | Placed S Atari Bigby (ankle), CB Al Harris (knee), RB James Starks (hamstring), on physical unable to perform; Placed RB Quinn Porter (knee) on injured reserve | 11/12 | Placed T Mark Tauscher on injured reserve (shoulder); Signed TE Spencer Havner |
| 9/4 | Waived P Chris Bryan, T Chris Campbell, WR Jason Chery, CB D.J. Clark, C/G Evan Dietrich-Smith, WR Charles Dillon, LB Robert Francois, T Breno Giacomini, QB Graham Harrell, TE Spencer Havner, LB Alex Joesph, S Anthony Levine, RB Kregg Lumpkin, LB Cyril Obiozor, LB Maurice Simpkins, DE Ron Talley, NT Anthony Toribio, WR Chastin West, WR Patrick Williams, DE Jarius Wynn; Placed T/G Allen Barbre (back) and S Will Blackmon (knee) on injured reserve | 11/15 | Signed LB Robert Francois to practice squad |
| 9/6 | Signed T Chris Campbell, LB Robert Francois, T Breno Giacomini, QB Graham Harrell, RB James Johnson, S Anthony Levine, LB Maurice Simpkins and WR Chastin West to practice squad | 11/30 | Placed LB Brandon Chillar on injured reserve (shoulder) and TE Spencer Havner on injured reserve (hamstring) |
| 9/9 | Signed CB Charles Woodson to contract extension through 2014 | 12/1 | Signed LB Robert Francois and CB Josh Gordy to active roster; Signed WR Terrance Smith and LB/DE Curtis Young to practice squad |
| 9/14 | Placed RB Ryan Grant (ankle) and DE Justin Harrell (knee) on injured reserve; Signed RB Dimitri Nance and DE Jarius Wynn | 12/18 | Placed S Anthony Smith on injured reserve (ankle); Signed QB Graham Harrell to active roster |
| 9/15 | Released LB Robert Francois from practice squad; Signed CB Josh Gordy to practice squad | 12/21 | Placed WR Terrance Smith on practice squad/injured list; Signed G Adrian Battles and S Michael Greco to practice squad |
| 9/23 | Released T Chris Campbell from practice squad; Signed LB Robert Francois to practice squad | 12/29 | Released WR Terrance Smith practice squad/injured list; Signed LB Cardia Jackson to practice squad |
| 9/28 | T Breno Giacomini signed by Seattle Seahawks | 12/31 | Placed G/T Marshall Newhouse on injured reserve (back); Signed C/G Evan Dietrich-Smith |
| 9/29 | Signed T Chris Campbell to practice squad | | |
| 10/7 | Placed S Morgan Burnett on injured reserve (knee); Signed LB Maurice Simpkins from practice squad; Signed LB Johnny Williams to practice squad | 1/5 | Signed LB Desmond Bishop to contract extension through 2014 |
| 10/13 | Placed S Derrick Martin on injured reserve (knee); Signed LB Robert Francois to the active roster; Released LB Johnny Williams from practice squad; Signed S Michael Greco and LB Mike Rivera to practice squad | 1/20 | Placed S Anthony Levine on practice squad/injured list; Signed WR Antonio Robinson to practice squad |

TRANSACTIONS BY PLAYER

| | | |
|--|---|--|
| Barbre, Allen — T/G 9/4/10 Placed on injured reserve (back) | Harrell, Graham — QB 9/4/10 Waived 9/5/10 Signed to practice squad 12/18/10 Signed to active roster | Smith, Anthony — S 10/18/10 Acquired via trade from Jacksonville Jaguars 12/18/10 Placed on injured reserve (ankle) |
| Barnett, Nick — LB 10/15/10 Placed on injured reserve (wrist) | Harrell, Justin — DE 9/14/10 Placed on injured reserve (knee) | Smith, Terrance — WR 12/1/10 Signed to practice squad 12/21/10 Placed on practice squad/injured list 12/29/10 Released from practice squad/injured list |
| Battles, Adrian — G 12/21/10 Signed to practice squad | Harris, Al — CB 8/31/10 Placed on reserve/physically unable to perform list (knee) 11/8/10 Waived | Starks, James — RB 6/23/10 Signed 8/31/10 Placed on reserve/physically unable to perform list (hamstring) 11/9/10 Activated from reserve/physically unable to perform list |
| Bell, Josh — CB 8/10/10 Placed on injured reserve (foot) | Havner, Spencer — TE 9/4/10 Waived 11/12/10 Signed 11/28/10 Placed on injured reserve (hamstring) | Talley, Ronald — DE 9/4/10 Waived |
| Bigby, Atari — S 8/31/10 Placed on reserve/physically unable to perform list (ankle) 11/6/10 Activated from reserve/physically unable to perform list | Jackson, Cardia — LB 12/29/10 Signed to practice squad | Tauscher, Mark — T 11/12/10 Placed on injured reserve (shoulder) |
| Bishop, Desmond — LB 1/5/11 Signed contract extension through 2014 | Joseph, Alex — LB 9/4/10 Waived | Toribio, Anthony — NT 9/4/10 Waived |
| Blackmon, Will — S 9/4/10 Placed on injured reserve (knee) | Johnson, James — RB 9/6/10 Signed to practice squad 10/20/10 Released from practice squad | Walden, Erik — LB 10/27/10 Signed |
| Briggs, Dyral — LB 10/26/10 Claimed off waivers from Denver Broncos | Jolly, Johnny — DE 6/15/10 Signed 7/16/10 Placed on reserve/suspended list by commissioner | West, Chastin — WR 9/4/10 Waived 9/6/10 Signed to practice squad |
| Bryan, Chris — P 9/4/10 Waived | Jones, Brad — LB 10/27/10 Placed on injured reserve (shoulder) | Wilhelm, Matt — LB 10/26/10 Signed |
| Bulaga, Bryan — T/G 7/30/10 Signed | Jones, Khalil — S 6/18/10 Waived | Williams, Johnny — LB 10/7/10 Signed to practice squad 10/13/10 Waived |
| Burnett, Morgan — S 7/20/10 Signed 10/7/10 Placed on injured reserve (knee) | Knicky, Tim — LB 6/18/10 Waived | Williams, Patrick — WR 9/4/10 Waived |
| Campbell, Chris — T 9/4/10 Waived 9/5/10 Signed to practice squad 9/23/10 Released from practice squad 9/29/10 Signed to practice squad | Levine, Anthony — S 9/4/10 Waived 9/5/10 Signed to practice squad 1/20/11 Placed on practice squad/injured list | Williams, Tramon — CB 6/17/10 Signed |
| Chery, Jason — WR 8/5/10 Signed 9/4/10 Waived | Lumpkin, Kregg — RB 9/4/10 Waived | Wilson, C.J. — DE 6/23/10 Signed |
| Chillar, Brandon — LB 11/30/10 Placed on injured reserve (shoulder) | Martin, Derrick — S 10/13/10 Placed on injured reserve (knee) | Woodson, Charles — CB 9/9/10 Signed contract extension through 2014 |
| Clark, D.J. — CB 9/4/10 Waived | Montgomery, Michael — DE 10/15/10 Signed 11/2/10 Waived | Wynn, Jarius — DE 9/4/10 Waived 9/14/10 Signed to active roster |
| Dietrich-Smith, Evan — C/G 9/4/10 Waived 12/31/10 Signed | Moturi, Jeff — WR 8/5/10 Placed on injured reserve (knee) | Young, Curtis — LB/DE 12/1/10 Signed to practice squad |
| Dillon, Charles — WR 9/4/10 Waived | Mullins, Aleric — NT 7/30/10 Placed on reserve/did not report | |
| Driver, Donald — WR 8/6/10 Signed contract extension through 2012 | Nance, Dimitri — RB 9/14/10 Signed off Atlanta Falcons practice squad | |
| Finley, Jermichael — TE 10/18/10 Placed on injured reserve (knee) | Neal, Mike — DE 7/26/10 Signed 10/26/10 Placed on injured reserve (shoulder) | |
| Ford, Trevor — CB 6/18/10 Waived | Newhouse, Marshall — G/T 6/23/10 Signed 12/31/10 Placed on injured reserve (back) | |
| Francois, Robert — LB 9/4/10 Waived 9/5/10 Signed to practice squad 9/15/10 Released from practice squad 9/23/10 Signed to practice squad 10/13/10 Signed to active roster 11/9/10 Waived 11/15/10 Signed to practice squad 12/1/10 Signed to active roster | Obiozor, Cyril — LB 9/4/10 Waived | |
| Giacomini, Breno — T 9/4/10 Waived 9/5/10 Signed to practice squad 9/28/10 Signed by Seattle Seahawks | Quarless, Andrew — TE 7/12/10 Signed | |
| Gordy, Josh — CB 9/15/10 Signed to practice squad 12/1/10 Signed to active roster | Poppinga, Brady — LB 10/26/10 Placed on injured reserve (knee) | |
| Gore, Shawn — WR 8/28/10 Waived | Porter, Quinn — RB 8/31/10 Placed on injured reserve (knee) 9/6/10 Taken of injured reserve 9/6/10 Waived | |
| Grant, Ryan — RB 9/14/10 Placed on injured reserve (ankle) | Rivera, Mike — LB 10/13/10 Signed to practice squad | |
| Greco, Michael — S 10/13/10 Signed to practice squad 11/9/10 Released from practice squad 12/21/10 Signed to practice squad | Robinson, Antonio — WR 1/20/11 Signed to practice squad | |
| Green, Howard — NT 10/27/10 Claimed off waivers from N.Y. Jets | Ross, Jay — DT 10/20/10 Signed to practice squad | |
| | Simpkins, Maurice — LB 8/10/10 Signed 9/4/10 Waived 9/5/10 Signed to practice squad 10/7/10 Signed to active roster 10/26/10 Waived | |

THE LAST TIME

Regular-Season Games Only

RUSHING

200 Yards Rushing, Individual

BY PACKERS — Ahman Green, Dec. 28, 2003, vs. Denver (218 yards)
BY OPPONENT — Shaun Alexander, Nov. 27, 2006, at Seattle (201 yards)

100 Yards Rushing, Individual

BY PACKERS — Brandon Jackson, Oct. 10, 2010, at Washington (115 yards)
BY OPPONENT — Michael Turner, Nov. 28, 2010, at Atlanta (110 yards)

100 Yards Rushing, Individual, One Half

BY PACKERS — Ryan Grant, Oct. 25, 2009, at Cleveland (100 yards in second half)
BY OPPONENT — Adrian Peterson, Nov. 9, 2008, at Minnesota (112 yards in second half)

100 Yards Rushing and Receiving, Individual

BY PACKERS — Never
BY OPPONENT — Darrin Nelson, Nov. 13, 1983, at Minnesota (119 yards rushing, 137 receiving)

Two 100-Yard Rushers

BY PACKERS — Ryan Grant (106 yards) and DeShawn Wynn (106), Dec. 28, 2008, vs. Detroit
BY OPPONENT — Tony Dorsett (149 yards) and Robert Newhouse (101), Nov. 12, 1978, vs. Dallas at Milw.

Two 100-Yard Rushers and Two 100-Yard Receivers

BY PACKERS — Ryan Grant (106 yards) and DeShawn Wynn (106), Dec. 28, 2008, vs. Detroit, Donald Driver (111 yards) and Greg Jennings (101 yards), Dec. 28, 2008, vs. Detroit*
BY OPPONENT — Never

*First time in NFL history

Four Touchdowns Rushing, Individual

BY PACKERS — Dorsey Levens, Jan. 2, 2000, vs. Arizona (8, 1, 5, 1 yards)
BY OPPONENT — DeAngelo Williams, Nov. 30, 2008, vs. Carolina (1, 1, 1, 1 yards)

Three Touchdowns Rushing, Individual

BY PACKERS — Ahman Green, Oct. 20, 2002, vs. Washington (24, 2, 8 yards)
BY OPPONENT — DeAngelo Williams, Nov. 30, 2008, vs. Carolina (1, 1, 1, 1 yards)

Two Touchdowns Rushing, Individual

BY PACKERS — John Kuhn (8, 1 yards), Dec. 26, 2010, vs. N.Y. Giants
BY OPPONENT — DeAngelo Williams, Nov. 30, 2008, vs. Carolina (1, 1, 1, 1 yards)

PASSING

400 Yards Passing, Individual

BY PACKERS — Aaron Rodgers, Dec. 26, 2010 vs. N.Y. Giants (404 yards)
BY OPPONENT — Ben Roethlisberger, Dec. 20, 2009, at Pittsburgh (503 yards)

300 Yards Passing, Individual

BY PACKERS — Aaron Rodgers, Dec. 26, 2010 vs. N.Y. Giants (404 yards)
BY OPPONENT — Donovan McNabb, Oct. 10, 2010 at Washington (357 yards)

Five Touchdown Passes, Individual

BY PACKERS — Brett Favre, Sept. 27, 1998, at Carolina (25, 21, 20, 4, 33 yards)
BY OPPONENT — Donovan McNabb, Dec. 5, 2004, at Philadelphia (41, 9, 41, 6, 12 yards)

Four Touchdown Passes, Individual

BY PACKERS — Aaron Rodgers, Dec. 26, 2010, vs. N.Y. Giants (80, 3, 1, 5 yards)
BY OPPONENT — Brett Favre, Nov. 1, 2009, vs. Minnesota (12, 51, 2, 16 yards)

Three Touchdown Passes, Individual

BY PACKERS — Aaron Rodgers, Dec. 26, 2010, vs. N.Y. Giants (80, 3, 1, 5 yards)
BY OPPONENT — Ben Roethlisberger, Dec. 20, 2009, at Pittsburgh (60, 10, 19 yards)

Six Interceptions Thrown, Individual

BY PACKERS — Tom O'Malley, Sept. 17, 1950, vs. Detroit
BY OPPONENT — Don Horn, Sept. 26, 1971, vs. Denver at Milw.

Five Interceptions Thrown, Individual

BY PACKERS — Brett Favre, Oct. 30, 2005, at Cincinnati
BY OPPONENT — Rich Gannon, Oct. 28, 1990, vs. Minnesota at Milw.

Four Interceptions Thrown, Individual

BY PACKERS — Brett Favre, Dec. 25, 2005, vs. Chicago
BY OPPONENT — Eli Manning, Dec. 26, 2010, vs. N.Y. Giants

RECEIVING

10 or More Receptions, Individual

BY PACKERS — Donald Driver, Nov. 22, 2007, at Detroit (10 receptions)
BY OPPONENT — Tony Gonzalez, Nov. 4, 2007, at Kansas City (10 receptions)

200 Yards Receiving, Individual

BY PACKERS — Javon Walker, Sept. 26, 2004, at Indianapolis (200 yards)
BY OPPONENT — Jim Phillips, Nov. 16, 1958, vs. L.A. Rams (208 yards)

100 Yards Receiving, Individual

BY PACKERS — Greg Jennings and Jordy Nelson, Dec. 26, 2010, vs. N.Y. Giants (142 and 124 yards)
BY OPPONENT — Mario Manningham, Dec. 26, 2010, vs. N.Y. Giants (132 yards)

100 Yards Receiving, One Half, Individual

BY PACKERS — Greg Jennings, Dec. 27, 2009, vs. Seattle (102 yards in first half)
BY OPPONENT — Brandon Marshall, Oct. 17, 2010, vs. Miami (102 yards in first half)

Two 100-Yard Receivers

BY PACKERS — Greg Jennings (142 yards) and Jordy Nelson (124 yards), Dec. 26, 2010, vs. N.Y. Giants
BY OPPONENT — Hines Ward (126 yards) and Heath Miller (118 yards), Dec. 20, 2009, at Pittsburgh

Four Touchdown Receptions, Individual

BY PACKERS — Sterling Sharpe, Nov. 24, 1994, at Dallas (1, 36, 30, 5 yards)
BY OPPONENT — Never

Three Touchdown Receptions, Individual

BY PACKERS — Greg Jennings, Nov. 21, 2010, at Minnesota (11, 46, 22 yards)
BY OPPONENT — Brian Westbrook, Dec. 5, 2004, at Philadelphia (9, 41, 12 yards)

Two Touchdown Receptions, Individual

BY PACKERS — Greg Jennings, Dec. 5, 2010, vs. San Francisco (57, 1 yards)
BY OPPONENT — Aaron Hernandez, Dec. 19, 2010, at New England (2, 10 yards)

INTERCEPTIONS

Four Interceptions, Individual

BY PACKERS — Willie Buchanon, Sept. 24, 1978, at San Diego
BY OPPONENT — Never

Three Interceptions, Individual

BY PACKERS — Tom Flynn, Oct. 28, 1984, vs. Detroit
BY OPPONENT — Vencie Glenn, Dec. 27, 1992, at Minnesota

Two Interceptions, Individual

BY PACKERS — Atari Bigby, Dec. 27, 2009 vs. Seattle
BY OPPONENT — Jason David, Nov. 24, 2008, at New Orleans

Interception Returned for Touchdown

BY PACKERS — Clay Matthews, Nov. 7, 2010, vs. Dallas (62 yards)
BY OPPONENT — Kyle Arrington, Dec. 19, 2010, at New England (36 yards)

TOUCHDOWNS

Five Touchdowns, Individual

BY PACKERS — Paul Hornung, Dec. 12, 1965, at Baltimore (2-, 9-, 3-yard runs; 50-, 65-yard receptions)
BY OPPONENT — Never

Four Touchdowns, Individual

BY PACKERS — Dorsey Levens, Jan. 2, 2000, vs. Arizona (8-, 1-, 5-, 1-yard runs)
BY OPPONENT — DeAngelo Williams, Nov. 30, 2008, vs. Carolina (1-, 1-, 1-, 1-yard runs)

Three Touchdowns, Individual

BY PACKERS — John Kuhn, Dec. 26, 2010, vs. N.Y. Giants (8-, 1-yard runs; 5-yard reception)
BY OPPONENT — DeAngelo Williams, Nov. 30, 2008, vs. Carolina (1-, 1-, 1-, 1-yard runs)

FIELD GOALS/PATs

Five Field Goals Made, Individual

BY PACKERS — Ryan Longwell, Sept. 24, 2000, at Arizona (38, 47, 48, 37, 22 yards)
BY OPPONENT — Jason Hanson, Nov. 27, 2003, at Detroit (42, 28, 49, 46, 32 yards)

Four Field Goals Made, Individual

BY PACKERS — Mason Crosby, Oct. 18, 2009, vs. Detroit (46, 28, 31, 26)
BY OPPONENT — Jason Hanson, Oct. 3, 2010, vs. Detroit (39, 52, 49, 24 yards)

THE LAST TIME

50-Yard Field Goal

BY PACKERS — Mason Crosby, Oct. 10, 2010, at Washington (52 yards)
BY OPPONENT — Jason Hanson, Oct. 3, 2010, vs. Detroit (52 yards)

Blocked Field-Goal Attempt

BY PACKERS — Johnny Jolly, Sept. 27, 2009, at St. Louis (48-yard Josh Brown attempt)
BY OPPONENT — Jay Ratliff, Nov. 7, 2010, vs. Dallas (54-yard Mason Crosby attempt)

Two-Point Conversion

BY PACKERS — Brandon Jackson, Dec. 20, 2009, at Pittsburgh (pass from Aaron Rodgers)
BY OPPONENT — Michael Clayton, Nov. 8, 2009, at Tampa Bay (pass from Josh Freeman)

Point After Touchdown Missed

BY PACKERS — Mason Crosby, Sept. 27, 2009, at St. Louis
BY OPPONENT — John Kasay, Oct. 3, 2005, at Carolina (blocked, second attempt)

Blocked Point After Touchdown

BY PACKERS — Cullen Jenkins, Oct. 3, 2005, at Carolina (John Kasay, second attempt)
BY OPPONENT — Devin Bush, Dec. 23, 2001, vs. Cleveland (Ryan Longwell, first attempt)

PUNTING

70-Yard Punt

BY PACKERS — Jon Ryan, Dec. 30, 2007, vs. Detroit (72 yards)
BY OPPONENT — Brian Moorman, Dec. 22, 2002, vs. Buffalo (84 yards)

60-Yard Punt

BY PACKERS — Tim Masthay, Dec. 12, 2010, at Detroit (62 yards)
BY OPPONENT — Mat McBriar, Nov. 7, 2010, vs. Dallas (65 yards)

Blocked Punt

BY PACKERS — Marcus Wilkins, Sept. 29, 2003, at Chicago (Brad Maynard, punter)
BY OPPONENT — Geno Hayes, Nov. 8, 2009, at Tampa Bay (Jeremy Kapinos, punter)

10 Punts, Individual

BY PACKERS — Jon Ryan, Nov. 19, 2006, vs. New England (10 punts; 459 yards)
BY OPPONENT — Chris Kluwe, Dec. 21, 2006, vs. Minnesota (10 punts; 434 yards)

No Punts

BY PACKERS — Dec. 17, 1989, at Chicago
BY OPPONENT — Nov. 22, 1981, at Tampa Bay

OTHER SPECIAL TEAMS

Kickoff Returned for Touchdown

BY PACKERS — Allen Rossum, Nov. 19, 2000, vs. Indianapolis (92 yards)
BY OPPONENT — Jerry Azumah, Dec. 7, 2003, vs. Chicago (88 yards)

Punt Returned for Touchdown

BY PACKERS — Will Blackmon, Nov. 9, 2008, at Minnesota (65 yards)
BY OPPONENT — Devin Hester, Sept. 27, 2010, at Chicago (62 yards)

Blocked (Opponent) Field Goal Returned for Touchdown

BY PACKERS — Willie Buchanon, Dec. 17, 1972, at New Orleans (57 yards)
BY OPPONENT — Shawn Springs, Nov. 1, 1999, vs. Seattle (61 yards)

Blocked Punt Returned for Touchdown

BY PACKERS — Tiger Greene, Dec. 2, 1990, at Minnesota (36 yards; Harry Newsome, punter)
BY OPPONENT — Ronde Barber, Nov. 8, 2009, at Tampa Bay (31 yards; Jeremy Kapinos, punter)

Recovered Own Inside Kick Attempt

BY PACKERS — Nick Collins, Dec. 19, 2010, at New England (Mason Crosby, kicker)
BY OPPONENT — Ahmad Merritt, Sept. 29, 2003, at Chicago (Paul Edinger, kicker)

OTHER DEFENSE

Shutout Posted

BY PACKERS — Oct. 31, 2010, at N.Y. Jets (9-0)
BY OPPONENT — Nov. 19, 2006, vs. New England (35-0)

Fumble Returned for Touchdown

BY PACKERS — Clay Matthews, Oct. 5, 2009, at Minnesota (42 yards)
BY OPPONENT — Jermaine Phillips, Sept. 28, 2008, at Tampa Bay (38 yards)

Safety Scored

BY PACKERS — Team, Jan. 3, 2010, at Arizona (Reggie Wells penalized for holding in the end zone)
BY OPPONENT — Louis Delmas, Nov. 26, 2009, at Detroit (Ryan Grant tackled)

Five Sacks, Individual

BY PACKERS — Vonnie Holliday, Dec. 22, 2002, vs. Buffalo
BY OPPONENT — Antwan Odom, Sept. 20, 2009, vs. Cincinnati

Four Sacks, Individual

BY PACKERS — Kabeer Gbaja-Biamila, Jan. 2, 2005, at Chicago
BY OPPONENT — Jared Allen, Oct. 5, 2009, at Minnesota

Three Sacks, Individual

BY PACKERS — Erik Walden, Jan. 2, 2011, vs. Chicago
BY OPPONENT — Cameron Wake, Oct. 17, 2010, vs. Miami

MISCELLANEOUS

No Penalties

BY PACKERS — Nov. 25, 1990, vs. Tampa Bay at Milw.
BY OPPONENT — Dec. 14, 1997, at Carolina

Game Without Touchdown

BY PACKERS — Dec. 12, 2010, at Detroit
BY OPPONENT — Jan. 2, 2011, vs. Chicago

50 Points, Game

BY PACKERS — 52, Oct. 9, 2005, vs. New Orleans
BY OPPONENT — 51, Nov. 24, 2008, at New Orleans

40 Points, Game

BY PACKERS — 48, Jan. 15, 2011, at Atlanta
BY OPPONENT — 51, Nov. 24, 2008, at New Orleans

500 Yards Total Offense

BY PACKERS — 515, Dec. 26, 2010, vs. N.Y. Giants
BY OPPONENT — 537, Dec. 20, 2009, at Pittsburgh

Tie Game

Green Bay 17, Denver 17, Sept. 20, 1987, at Milwaukee

PHILADELPHIA (AP)—Michael Vick took off his baseball cap and dusted off that old Superman cape.

Filling in for an injured Kevin Kolb, Vick was dynamic. He couldn't lead the Philadelphia Eagles to a win against Green Bay, but his dazzling performance may create a quarterback controversy just one game into the post-Donovan McNabb era.

Aaron Rodgers threw a pair of touchdown passes, Mason Crosby kicked a team-record 56-yard field goal and the Packers beat Philadelphia 27-20 on Sunday.

The score was almost an afterthought because Kolb struggled and Vick was so impressive in his first extended action during meaningful minutes in nearly four years.

With Kolb sidelined by a concussion, Vick threw for 175 yards, ran for 103 and resembled the guy who went to three Pro Bowls in six seasons with Atlanta.

Still, Andy Reid said it's Kolb's job when he's healthy.

Vick's last NFL start came on Dec. 31, 2006, in Philadelphia. He missed the next two seasons while serving an 18-month sentence in federal prison for his role in a dogfighting operation. Vick signed a two-year contract with the Eagles last summer, and saw limited action mostly in a variation of the wildcat formation.

He finally got his chance, and made the most of it.

The Packers (1-0) were a popular preseason pick to reach the Super Bowl, and they began their quest for a 13th NFL title with a tough win in a hostile environment.

After a slow start, the Packers got going late in the second quarter and scored on three straight possessions.

Ryan Grant ran 13, 8 and 18 yards to spark an 86-yard drive. Greg Jennings kept it going with a leaping, one-handed catch for a 16-yard gain on third-and-9. Rodgers then tossed a 6-yard TD pass to Donald Driver to give the Packers a 10-3 lead.

Kolb was injured in the second quarter when he was tackled from behind by Clay Matthews. The team originally said he had a jaw injury and he returned for a series, completing two short passes.

Middle linebacker Stewart Bradley also came back in after he staggered off the field following a collision with teammate Ernie Sims before he sat out the second half.

OFFICIALS — Referee: John Parry (132); Umpire: Dan Ferrell (64); Head Linesman: Derrick Bowers (74); Line Judge: Allen Baynes (66); Field Judge: Scott Edwards (3) Side Judge: Keith Washington (7); Back Judge: Perry Paganelli (46); Replay Official: Bob McGrath.

STARTING LINEUPS

| Green Bay Packers | | Philadelphia Eagles | |
|-------------------|-------------------|---------------------|--------------------|
| Offense | Defense | Offense | Defense |
| WR 85 G.Jennings | LDE 90 B.Raji | WR 18 J.Maclin | LDE 54 B.Graham |
| LT 76 C.Clifton | RDE 77 C.Jenkins | LT 71 J.Peters | RDE 98 M.Patterson |
| LG 73 D.Colegate | OLB 52 C.Matthews | LG 79 T.Herremans | RDE 97 B.Bunkley |
| LG 63 S.Wells | BLB 54 B.Chilhar | C 67 J.Jackson | RDE 58 T.Cole |
| RG 71 J.Sitton | MLB 56 N.Barnett | RG 59 N.Cole | WILL 50 E.Sims |
| RT 65 M.Tauscher | CB 21 C.Woods | RT 74 W.Justice | MLB 55 S.Bradley |
| TE 88 J.Finley | OLB 21 C.Woods | TE 87 B.Celek | SAM 56 A.Jordan |
| FB 35 K.Hell | RCB 38 T.Williams | WR 10 D.Jackson | RCB 22 A.Samuel |
| WR 80 D.Driver | SS 42 M.Burnett | QB 7 M.Vick | RCB 31 E.Hobbs |
| QB 12 A.Rodgers | FS 36 N.Collins | QB 4 K.Kolb | SS 27 D.Mikell |
| RB 25 R.Grant | CB 37 S.Shields | WR 81 J.Avant | FS 29 N.Allen |

GREEN BAY SUBSTITUTIONS — K 2 M.Crosby, P 8 T.Masthay, WR 16 B.Swain, CB 22 P.Lee, CB 24 J.Bush, S 26 C.Peprah, S 29 D.Martin, RB 30 J.Kuhn, RB 32 B.Jackson, LB 50 A.Hawk, LB 51 B.Poppinga, LB 58 F.Zombo, LG 61 B.Goodie, G/C 72 J.Spitz, T/G 75 B.Bulaga, DE/NT 79 R.Pickett, TE 83 T.Crabtree, TE 86 D.Lee, WR 87 J.Nelson, WR 88 J.Jones, DE 91 J.Harrell. **DID NOT PLAY** — QB 10 M.Flynn.

INACTIVES — CB 28 B.Underwood, FB 45 Q.Johnson, G 67 N.McDonald, T/G 70 T.Lang, G/T 74 M.Newhouse, TE 81 A.Quarless, DE 96 M.Neal, DE 98 C.Wilson.

| Qtr | Time | Play Description (Extra Point) (Drive Info) | Visitor | Home |
|---------|------|---|--|-------------|
| Eagles | 1 | 4:23 | D.Akers 45 yd. Field Goal (8-26, 4:00) | 0 |
| Packers | 2 | 13:52 | M.Crosby 49 yd. Field Goal (10-43, 5:31) | 3 |
| Packers | 2 | 1:48 | D.Driver 6 yd. pass from A.Rodgers (M.Crosby kick) (11-76, 5:33) | 10 |
| Packers | 2 | 0:00 | M.Crosby 56 yd. Field Goal (7-39, 0:41) | 13 |
| Packers | 3 | 8:36 | J.Kuhn 3 yd. run (M.Crosby kick) (10-62, 4:53) | 20 |
| Eagles | 3 | 4:24 | L.McCoy 12 yd. run (D.Akers kick) (9-60, 4:12) | 20 |
| Packers | 3 | 1:56 | G.Jennings 32 yd. pass from A.Rodgers (M.Crosby kick) (4-51, 2:28) | 27 |
| Eagles | 4 | 10:23 | J.Maclin 17 yd. pass from M.Vick (D.Akers kick) (9-79, 3:39) | 27 |
| Eagles | 4 | 5:43 | D.Akers 24 yd. Field Goal (9-45, 3:31) | 27 |
| | | | Totals | 45 |
| | | | UT | 12 |
| | | | A | 6 |
| | | | TFL | 57 |
| | | | ITT | 6-28 |
| | | | FR | 9 |
| | | | FF | 2 |
| | | | FB | 1 |
| | | | FR | 2 |
| | | | Int | 0 |
| | | | PD | 0 |

| UT | A | TFL | ITT | Sck | QBH | FF | FR | FB | FR | Int | PD |
|------------|---|-----|-----|-----|------|----|----|----|----|-----|----|
| C.Matthews | 6 | 1 | 2 | 9 | 3-11 | 4 | 0 | 0 | 0 | 0 | 0 |
| B.Chilhar | 6 | 1 | 0 | 7 | 0-0 | 4 | 0 | 0 | 0 | 0 | 0 |
| N.Barnett | 5 | 1 | 0 | 7 | 0-0 | 0 | 0 | 0 | 0 | 0 | 0 |
| B.Jones | 4 | 1 | 0 | 6 | 0-0 | 0 | 0 | 0 | 0 | 0 | 0 |
| C.Woodson | 4 | 1 | 0 | 5 | 0-0 | 1 | 0 | 0 | 0 | 0 | 0 |
| N.Collins | 4 | 0 | 0 | 4 | 0-0 | 0 | 0 | 0 | 0 | 0 | 0 |
| M.Burnett | 3 | 1 | 0 | 4 | 0-0 | 0 | 0 | 0 | 0 | 0 | 0 |
| R.Pickett | 2 | 0 | 0 | 4 | 0-0 | 0 | 0 | 0 | 0 | 0 | 0 |
| B.Raji | 3 | 0 | 0 | 3 | 0-0 | 1 | 0 | 0 | 0 | 0 | 0 |

| Green Bay Packers | | Philadelphia Eagles | |
|-------------------|-----------|---------------------|----------|
| UT | A | TFL | ITT |
| S.Shields | 1 | 2 | 0 |
| C.Jenkins | 1 | 0 | 2 |
| T.Williams | 1 | 1 | 2 |
| J.Bush | 1 | 0 | 0 |
| B.Poppinga | 1 | 0 | 1 |
| F.Zombo | 1 | 0 | 1 |
| J.Harrell | 0 | 0 | 0 |
| Totals | 45 | 12 | 6 |

FIELD GOALS (made (L) & missed)

| | | | | | | |
|-----------|---|----|----|----|----|-------|
| (49) (66) | 1 | 2 | 3 | 4 | OT | Total |
| D.Akers | 0 | 13 | 14 | 0 | - | 27 |
| | 3 | 0 | 7 | 10 | - | 20 |

GREEN BAY DEFENSIVE STATISTICS (official)

| Qtr | Time | Play Description (Extra Point) (Drive Info) | Visitor | Home |
|---------|------|---|--|------|
| Eagles | 1 | 4:23 | D.Akers 45 yd. Field Goal (8-26, 4:00) | 0 |
| Packers | 2 | 13:52 | M.Crosby 49 yd. Field Goal (10-43, 5:31) | 3 |
| Packers | 2 | 1:48 | D.Driver 6 yd. pass from A.Rodgers (M.Crosby kick) (11-76, 5:33) | 10 |
| Packers | 2 | 0:00 | M.Crosby 56 yd. Field Goal (7-39, 0:41) | 13 |
| Packers | 3 | 8:36 | J.Kuhn 3 yd. run (M.Crosby kick) (10-62, 4:53) | 20 |
| Eagles | 3 | 4:24 | L.McCoy 12 yd. run (D.Akers kick) (9-60, 4:12) | 20 |
| Packers | 3 | 1:56 | G.Jennings 32 yd. pass from A.Rodgers (M.Crosby kick) (4-51, 2:28) | 27 |
| Eagles | 4 | 10:23 | J.Maclin 17 yd. pass from M.Vick (D.Akers kick) (9-79, 3:39) | 27 |
| Eagles | 4 | 5:43 | D.Akers 24 yd. Field Goal (9-45, 3:31) | 27 |

| Green Bay Packers | | Philadelphia Eagles | |
|-------------------|-----------|---------------------|----------|
| UT | A | TFL | ITT |
| S.Shields | 1 | 2 | 0 |
| C.Jenkins | 1 | 0 | 2 |
| T.Williams | 1 | 1 | 2 |
| J.Bush | 1 | 0 | 0 |
| B.Poppinga | 1 | 0 | 1 |
| F.Zombo | 1 | 0 | 1 |
| J.Harrell | 0 | 0 | 0 |
| Totals | 45 | 12 | 6 |

FIELD GOALS (made (L) & missed)

| | | | | | | |
|-----------|---|----|----|----|----|-------|
| (45) (24) | 1 | 2 | 3 | 4 | OT | Total |
| D.Akers | 0 | 13 | 14 | 0 | - | 27 |
| | 3 | 0 | 7 | 10 | - | 20 |

GREEN BAY DEFENSIVE STATISTICS (official)

| Qtr | Time | Play Description (Extra Point) (Drive Info) | Visitor | Home |
|---------|------|---|--|------|
| Eagles | 1 | 4:23 | D.Akers 45 yd. Field Goal (8-26, 4:00) | 0 |
| Packers | 2 | 13:52 | M.Crosby 49 yd. Field Goal (10-43, 5:31) | 3 |
| Packers | 2 | 1:48 | D.Driver 6 yd. pass from A.Rodgers (M.Crosby kick) (11-76, 5:33) | 10 |
| Packers | 2 | 0:00 | M.Crosby 56 yd. Field Goal (7-39, 0:41) | 13 |
| Packers | 3 | 8:36 | J.Kuhn 3 yd. run (M.Crosby kick) (10-62, 4:53) | 20 |
| Eagles | 3 | 4:24 | L.McCoy 12 yd. run (D.Akers kick) (9-60, 4:12) | 20 |
| Packers | 3 | 1:56 | G.Jennings 32 yd. pass from A.Rodgers (M.Crosby kick) (4-51, 2:28) | 27 |
| Eagles | 4 | 10:23 | J.Maclin 17 yd. pass from M.Vick (D.Akers kick) (9-79, 3:39) | 27 |
| Eagles | 4 | 5:43 | D.Akers 24 yd. Field Goal (9-45, 3:31) | 27 |

| Green Bay Packers | | Philadelphia Eagles | |
|-------------------|-----------|---------------------|----------|
| UT | A | TFL | ITT |
| S.Shields | 1 | 2 | 0 |
| C.Jenkins | 1 | 0 | 2 |
| T.Williams | 1 | 1 | 2 |
| J.Bush | 1 | 0 | 0 |
| B.Poppinga | 1 | 0 | 1 |
| F.Zombo | 1 | 0 | 1 |
| J.Harrell | 0 | 0 | 0 |
| Totals | 45 | 12 | 6 |

| Green Bay Packers | | Philadelphia Eagles | |
|-------------------|---------|---------------------|---------|
| Rushing | Passing | Rushing | Passing |
| Att | Yds | Att | Yds |
| B.Jackson | 18 | 63 | 3.5 |
| R.Grant | 8 | 45 | 5.6 |
| J.Kuhn | 2 | 15 | 7.5 |
| A.Rodgers | 5 | 9 | 1.8 |
| Total | 33 | 132 | 4.0 |

| Green Bay Packers | | Philadelphia Eagles | |
|-------------------|---------------|---------------------|---------------|
| Punting | Interceptions | Punting | Interceptions |
| No | Yds | No | Yds |
| T.Masthay | 4 | 166 | 41.5 |
| Total | 4 | 166 | 41.5 |

| Green Bay Packers | | Philadelphia Eagles | |
|-------------------|--------------|---------------------|--------------|
| Punt Returns | Kick Returns | Punt Returns | Kick Returns |
| No | Yds | No | Yds |
| T.Williams | 1 | 10 | 10.0 |
| Returns | 1 | 10 | 10.0 |
| J.Nelson | 5 | 156 | 31.2 |
| Returns | 5 | 156 | 31.2 |

| Green Bay Packers | | Philadelphia Eagles | |
|-------------------|-----|---------------------|-----|
| Fumbles | Own | Fumbles | Own |
| No | Yds | No | Yds |
| C.Matthews | 0 | 0 | 0 |
| C.Woodson | 0 | 0 | 0 |
| T.Williams | 0 | 0 | 0 |
| Total | 0 | 0 | 0 |

| Green Bay Packers | | Philadelphia Eagles | |
|-------------------------------|---|-------------------------------|---|
| Total First Downs | Net Punting | Total First Downs | Net Punting |
| By Rushing | By Passing | By Rushing | By Passing |
| By Rushing | By Passing | By Rushing | By Passing |
| By Penalty | | By Penalty | |
| THIRD-DOWN EFFICIENCY | FOURTH-DOWN EFFICIENCY | THIRD-DOWN EFFICIENCY | FOURTH-DOWN EFFICIENCY |
| TOTAL NET YARDS | Average gain per offensive play | TOTAL NET YARDS | Average gain per offensive play |
| NET YARDS RUSHING | Total Rushing Plays | NET YARDS RUSHING | Total Rushing Plays |
| Average gain per rushing play | Tackles for a loss-number and yards | Average gain per rushing play | Tackles for a loss-number and yards |
| NET YARDS PASSING | Times thrown - yards lost att. to pass. | NET YARDS PASSING | Times thrown - yards lost att. to pass. |
| Gross yards passing | PASS ATT-COMP-INT | Gross yards passing | PASS ATT-COMP-INT |
| Avg gain per pass play | KICKOFFS Number-in EZ-Touchbacks | Avg gain per pass play | KICKOFFS Number-in EZ-Touchbacks |
| PUNTS Number and Average | Had Blocked | PUNTS Number and Average | Had Blocked |

| Green Bay Packers | | Philadelphia Eagles | |
|--|------------------------------------|--|------------------------------------|
| FGs - PATs had blocked | Net Punting Average | FGs - PATs had blocked | Net Punting Average |
| Total Return Yards (not inc. kickoffs) | No. and Yards Punt Returns | Total Return Yards (not inc. kickoffs) | No. and Yards Punt Returns |
| Total Return Yards (not inc. kickoffs) | No. and Yards Punt Returns | Total Return Yards (not inc. kickoffs) | No. and Yards Punt Returns |
| No. and Yards Kickoff Returns | No. and Yards Interception Returns | No. and Yards Kickoff Returns | No. and Yards Interception Returns |
| PENALTIES Number and Yards | FUMBLES Number and Lost | PENALTIES Number and Yards | FUMBLES Number and Lost |
| TOUCHDOWNS | Rushing | TOUCHDOWNS | Rushing |
| Extra Points Made-Attempts | Field Goals Made-Attempts | Extra Points Made-Attempts | Field Goals Made-Attempts |
| RED-ZONE EFFICIENCY | GOAL-TO-GO EFFICIENCY | RED-ZONE EFFICIENCY | GOAL-TO-GO EFFICIENCY |
| SAFETIES | FINAL SCORE | SAFETIES | FINAL SCORE |
| TIME OF POSSESSION | | TIME OF POSSESSION | |

GREEN BAY, Wis. (AP)—Aron Rodgers already shouldered plenty of pressure with the Green Bay Packers before losing starting running back Ryan Grant to a season-ending ankle injury last week.

Rodgers is even picking up the slack in the running game, too. Rodgers ran for a touchdown and threw for two more scores and didn't commit a turnover in Green Bay's 34-7 win over the Buffalo Bills on Sunday.

While Rodgers scrambled for 20 of Green Bay's 91 yards rushing, the rest of the running game was quiet. Starter Brandon Jackson gained 29 yards on 11 carries with one score and fullback John Kuhn added 36 yards on nine attempts.

The quarterback certainly has a lot more options by air and the Packers (2-0) appear ready to rely on that until they can figure out how to mount a significant attack again without Grant, their back-to-back 1,200-yard runner.

Jermichael Finley and Donald Driver caught four passes each, while Greg Jennings and James Jones added three more receptions apiece. Buffalo (0-2) had 186 total yards, 20 more than in last week's loss to the Dolphins.

Packers linebacker Clay Matthews sacked Trent Edwards three times to give him six this season and Green Bay forced two interceptions. Edwards finished 11 of 18 for 102 yards for a passer rating that was a 37, more than two points lower than if all 18 of his passes fell incomplete.

Marshawn Lynch and Fred Jackson didn't run the ball well. Rookie C.J. Spiller was sharp on special teams, but not a factor on offense. The Bills' top playmaking receiver—Lee Evans—didn't catch a pass and was only targeted one time, when he drew a pass interference call for an offense that just keeps spluttering.

Buffalo didn't gain a yard in the first quarter and only looked in rhythm momentarily when Jackson scored on a 3-yard run to cap an 80-yard drive early in the second quarter to cut Green Bay's lead to 13-7.

In the second half, Edwards was picked off by Brandon Chillar in Bills' territory after receiver Steve Johnson couldn't haul in the ball. Rodgers then threw a touchdown pass to Driver on third-and-goal from the 7 and scored again late in the third quarter with a 9-yard scramble that had his teammates laughing when he had a hard time leaping into the stands to celebrate with fans.

Rodgers capped his day by hitting Jones with a 30-yard TD pass to make it 34-7.

STARTING LINEUPS

| Buffalo Bills | | Green Bay Packers | |
|-------------------|-------------------|-------------------|--------------------|
| Offense | Defense | Offense | Defense |
| WR 83 L.Evans | LDE 99 M.Stroud | WR 85 G.Jennings | LDE 79 R.Pickett |
| LT 77 D.Bell | RT 95 K.Williams | LT 76 C.Clifton | NT 90 B.Raji |
| LG 67 A.Levitre | RDE 98 D.Edwards | LG 73 D.Colleage | RDE 77 C.Jenkins |
| C 63 G.Hangartner | SLB 90 C.Kelsay | C 61 S.Wells | LOLB 52 C.Matthews |
| RG 70 E.Wood | MLB 54 A.Davis | RG 71 J.Stton | BLB 50 A.Hawk |
| RT 74 C.Green | WLB 56 K.Elison | RT 65 M.Tauscher | MLB 56 M.Barnett |
| TE 88 J.Stupar | JLB 30 C.Ellis | TE 88 J.Finley | ROLB 59 B.Jones |
| WR 11 R.Parrish | LCB 24 T.McGee | WR 80 D.Driver | LCB 21 C.Woodsdon |
| QB 5 T.Edwards | RCB 29 D.Florence | QB 12 A.Rodgers | RCB 38 T.Williams |
| RB 23 M.Lynch | SS 20 D.Whitner | RB 32 B.Jackson | SS 42 M.Burnett |
| FB 38 C.McIntyre | FS 31 J.Bryd | FB 45 Q.Johnson | FS 36 N.Collins |

GREEN BAY SUBSTITUTIONS—K 2 M.Crosby, P 8 T.Masthay, WR 16 B.Swain, CB 22 P.Lee, RB 23 D.Nance, CB 24 J.UBush, S 26 C.Peprah, S 29 D.Martin, RB 30 J.Kuhn, CB 37 S.Shields, LB 51 B.Poppinga, LB 54 B.Chillar, LB 58 F.Zombo, LS 61 B.Gooode, CG 72 J.Spitz, TG 75 B.Buaga, TE 83 T.Crabtree, TE 86 D.Lee, WR 87 J.Nelson, WR 89 J.Jones, DE 94 J.Wynn, DE 98 C.Wilson, **DID NOT PLAY**—QB 10 M.Flynn.

INACTIVES—CB 28 B.Underwood, FB 35 K.Hall, LB 55 D.Bishop, G 67 M.McDonald, TG 70 T.Lang, G/T 74 M.Newhouse, TE 81 A.Quartess, DE 96 M.Neal.

| Buffalo Bills | | | | Green Bay Packers | | | |
|---------------|-------------|---|----------------|-------------------|-----------|--------------|----|
| Qtr | Time | Play Description (Extra Point) (Drive Info) | Visitor | Home | OT | Total | |
| 1 | 11:49 | M.Crosby 44 yd. Field Goal (8-40, 3:11) | 0 | 0 | 0 | 0 | 7 |
| 1 | 7:35 | M.Crosby 24 yd. Field Goal (6-43, 1:58) | 0 | 0 | 0 | 0 | 34 |
| 1 | 0:11 | B.Jackson 1 yd. run (M.Crosby kick) (11-72, 5:51) | 0 | 0 | 0 | 0 | 0 |
| 2 | 10:49 | F.Jackson 3 yd. run (R.Lindell kick) (8-80, 4:22) | 7 | 13 | 0 | 0 | 13 |
| 2 | 8:32 | D.Driver 7 yd. pass from A.Rodgers (M.Crosby kick) (7-39, 4:17) | 7 | 20 | 0 | 0 | 20 |
| 3 | 1:56 | A.Rodgers 9 yd. run (M.Crosby kick) (7-64, 4:24) | 7 | 27 | 0 | 0 | 27 |
| 4 | 11:41 | J.Jones 30 yd. pass from A.Rodgers (M.Crosby kick) (5-52, 2:32) | 7 | 34 | 0 | 0 | 34 |

FIELD GOALS (made () & missed)
M. Crosby (44) (24)

| GREEN BAY DEFENSIVE STATISTICS (official) | | | | | | | | | | | | | | | | | | | |
|---|---|-----|-----|------|-----|----|----|-----|----|----|----|-----|-----|------|-----|----|-----|-----|----|
| UT | A | TFL | TI | Sck | QBH | FE | FR | Int | PD | UT | A | TFL | TI | Sck | QBH | FE | FR | Int | PD |
| 4 | 6 | 0 | 10 | 0-0 | 1 | 0 | 0 | 0 | 0 | 3 | 1 | 0 | 4 | 0-0 | 0 | 0 | 1-0 | 1 | 1 |
| 9 | 0 | 9 | 0-0 | 0 | 0 | 0 | 0 | 0 | 0 | 3 | 0 | 3 | 0-0 | 0 | 0 | 0 | 0 | 1-9 | 1 |
| 4 | 5 | 0 | 9 | 0-0 | 0 | 0 | 0 | 0 | 0 | 2 | 0 | 3 | 0-0 | 0 | 0 | 0 | 0-0 | 0 | 0 |
| 6 | 2 | 1 | 8 | 0-0 | 1 | 0 | 0 | 0 | 0 | 1 | 2 | 0 | 3 | 0-0 | 0 | 0 | 0-0 | 0 | 0 |
| 4 | 3 | 4 | 7 | 3-33 | 6 | 0 | 0 | 0-0 | 0 | 2 | 0 | 2 | 0-0 | 0 | 0 | 0 | 0-0 | 0 | 0 |
| 5 | 0 | 1 | 5 | 0-0 | 1 | 0 | 0 | 0-0 | 0 | 1 | 0 | 0 | 1 | 0-0 | 0 | 0 | 0-0 | 0 | 0 |
| 3 | 2 | 1 | 5 | 1-7 | 2 | 0 | 0 | 0-0 | 0 | 0 | 1 | 0 | 1 | 0-0 | 0 | 0 | 0-0 | 0 | 0 |
| 3 | 2 | 0 | 5 | 0-0 | 1 | 0 | 0 | 0-0 | 0 | 0 | 0 | 0 | 1 | 0-0 | 0 | 0 | 0-0 | 0 | 0 |
| 4 | 0 | 0 | 4 | 0-0 | 0 | 0 | 0 | 0-0 | 0 | 53 | 26 | 7 | 79 | 4-40 | 13 | 0 | 0 | 2-9 | 3 |

RUSHING

| Player | Att | Yds | AVG | LG | TD |
|------------|-----|-----|-----|----|----|
| M.Lynch | 17 | 64 | 3.8 | 14 | 0 |
| F.Jackson | 9 | 39 | 4.3 | 11 | 1 |
| T.Edwards | 3 | 12 | 4.0 | 7 | 0 |
| R.Parrish | 1 | 4 | 4.0 | 4 | 0 |
| C.Spiller | 1 | 3 | 3.0 | 3 | 0 |
| C.McIntyre | 1 | 2 | 2.0 | 2 | 0 |
| Total | 32 | 124 | 3.9 | 14 | 1 |

PASSING

| Player | Att | Comp | Yds | SK/YD | TD | LG | IN | RT |
|-----------|-----|------|-----|-------|----|----|----|------|
| T.Edwards | 18 | 11 | 102 | 4/40 | 0 | 21 | 2 | 37.0 |
| Total | 18 | 11 | 102 | 4/40 | 0 | 21 | 2 | 37.0 |

PASS RECEIVING

| Player | No | Yds | AVG | LG | TD |
|-----------|----|-----|------|----|----|
| C.Spiller | 4 | 23 | 5.8 | 7 | 0 |
| S.Johnson | 3 | 31 | 10.3 | 15 | 0 |
| R.Parrish | 2 | 34 | 17.0 | 21 | 0 |
| J.Stupar | 2 | 14 | 7.0 | 9 | 0 |
| Total | 11 | 102 | 9.3 | 21 | 0 |

INTERCEPTIONS

| Player | No | Yds | AVG | LG | TD |
|--------|----|-----|-----|----|----|
| Total | 11 | 102 | 9.3 | 21 | 0 |

PUNTING

| Player | No | Yds | AVG | NET | TB | IN20 | LG |
|-----------|----|-----|------|------|----|------|----|
| B.Moorman | 5 | 232 | 46.4 | 38.0 | 1 | 1 | 51 |
| Total | 5 | 232 | 46.4 | 38.0 | 1 | 1 | 51 |

PUNT RETURNS

| Player | No | Yds | AVG | FC | LG | TD |
|-----------|----|-----|-----|----|----|----|
| R.Parrish | 1 | 0 | 0.0 | 1 | 0 | 0 |
| (f back) | 1 | 0 | 0.0 | 0 | 0 | 0 |
| Returns | 1 | 0 | 0.0 | 1 | 0 | 0 |

KICK RETURNS

| Player | No | Yds | AVG | FC | LG | TD |
|-----------|----|-----|------|----|----|----|
| C.Spiller | 6 | 174 | 29.0 | 0 | 41 | 0 |
| D.Jones | 1 | 18 | 18.0 | 0 | 18 | 0 |
| Returns | 7 | 192 | 27.4 | 0 | 41 | 0 |

FUMBLES

| Player | Fum | Lost | Rec | Yds | TD | FF | Rec | Yds | TDBads |
|------------|-----|------|-----|-----|----|----|-----|-----|--------|
| A.Davis | 0 | 0 | 0 | 0 | 1 | 0 | 0 | 0 | 0 |
| L.McKelvin | 0 | 0 | 0 | 0 | 1 | 0 | 0 | 0 | 0 |
| Total | 0 | 0 | 0 | 0 | 2 | 0 | 0 | 0 | 0 |

RUSHING

| Player | Att | Yds | AVG | LG | TD |
|-----------|-----|-----|-----|----|----|
| J.Kuhn | 9 | 36 | 4.0 | 12 | 0 |
| B.Jackson | 11 | 29 | 2.6 | 6 | 1 |
| A.Rodgers | 5 | 20 | 4.0 | 12 | 1 |
| D.Nance | 2 | 6 | 3.0 | 4 | 0 |
| Total | 27 | 91 | 3.4 | 12 | 2 |

PASSING

| Player | Att | Comp | Yds | SK/YD | TD | LG | IN | RT |
|-----------|-----|------|-----|-------|----|----|----|-------|
| A.Rodgers | 29 | 19 | 255 | 0/0 | 2 | 34 | 0 | 116.3 |
| Total | 29 | 19 | 255 | 0/0 | 2 | 34 | 0 | 116.3 |

PASS RECEIVING

| Player | No | Yds | AVG | LG | TD |
|------------|----|-----|------|-----|----|
| J.Finley | 4 | 103 | 25.8 | 34 | 0 |
| D.Driver | 4 | 38 | 9.5 | 13 | 1 |
| G.Jennings | 3 | 36 | 12.0 | 21 | 0 |
| J.Jones | 3 | 32 | 10.7 | 30t | 1 |
| J.Nelson | 2 | 26 | 13.0 | 15 | 0 |
| Q.Johnson | 1 | 11 | 11.0 | 11 | 0 |
| B.Jackson | 1 | 10 | 10.0 | 10 | 0 |
| D.Lee | 1 | -1 | -1.0 | -1 | 0 |
| Total | 19 | 255 | 13.4 | 34 | 2 |

INTERCEPTIONS

| Player | No | Yds | AVG | LG | TD |
|-----------|----|-----|-----|----|----|
| B.Chillar | 1 | 9 | 9.0 | 9 | 0 |
| M.Burnett | 1 | 0 | 0.0 | 0 | 0 |
| Total | 2 | 9 | 4.5 | 9 | 0 |

PUNTING

| Player | No | Yds | AVG | NET | TB | IN20 | LG |
|-----------|----|-----|------|------|----|------|----|
| T.Masthay | 3 | 121 | 40.3 | 33.7 | 1 | 0 | 45 |
| Total | 3 | 121 | 40.3 | 33.7 | 1 | 0 | 45 |

PUNT RETURNS

| Player | No | Yds | AVG | FC | LG | TD |
|------------|----|-----|-----|----|----|----|
| T.Williams | 3 | 22 | 7.3 | 1 | 9 | 0 |
| (f back) | 1 | 0 | 0.0 | 0 | 0 | 0 |
| Returns | 3 | 22 | 7.3 | 1 | 9 | 0 |

KICK RETURNS

| Player | No | Yds | AVG | FC | LG | TD |
|----------|----|-----|------|----|----|----|
| J.Nelson | 2 | 61 | 30.5 | 0 | 34 | 0 |
| Returns | 2 | 61 | 30.5 | 0 | 34 | 0 |

FUMBLES

| Player | Fum | Lost | Rec | Yds | TD | FF | Rec | Yds | TDBads |
|-----------|-----|------|-----|-----|----|----|-----|-----|--------|
| J.Kuhn | 1 | 0 | 1 | 0 | 0 | 0 | 0 | 0 | 0 |
| J.Jones | 1 | 0 | 0 | 0 | 0 | 0 | 0 | 0 | 0 |
| B.Jackson | 0 | 1 | 0 | 0 | 0 | 0 | 0 | 0 | 0 |
| Total | 2 | 0 | 2 | 0 | 0 | 0 | 0 | 0 | 0 |

| Buffalo Bills | | | | Green Bay Packers | | | |
|---|----------|----------|--|-------------------|--|--|--|
| TOTAL FIRST DOWNS | 14 | 18 | | | | | |
| By Rushing | 9 | 4 | | | | | |
| By Passing | 4 | 14 | | | | | |
| By Penalty | 1 | 0 | | | | | |
| THIRD-DOWN EFFICIENCY | 4-12-33% | 7-12-58% | | | | | |
| FOURTH-DOWN EFFICIENCY | 0-2-0% | 0-0-0% | | | | | |
| TOTAL NET YARDS | 186 | 346 | | | | | |
| Total Offensive Plays | 54 | 56 | | | | | |
| Average gain per offensive play | 3.4 | 6.2 | | | | | |
| NET YARDS RUSHING | 124 | 91 | | | | | |
| Total Rushing Plays | 32 | 27 | | | | | |
| Average gain per rushing play | 3.9 | 3.4 | | | | | |
| Tackles for a loss-number and yards | 3-6 | 0-0 | | | | | |
| NET YARDS PASSING | 62 | 255 | | | | | |
| Times thrown - yards lost att. to pass | 4-40 | 0-0 | | | | | |
| Gross yards passing | 102 | 255 | | | | | |
| Tackles for a loss-number and yards | 18-11-2 | 29-19-0 | | | | | |
| PASS AT-TACK | 2-1-0 | 7-1-0 | | | | | |
| Avg gain per pass play | 2.8 | 8.8 | | | | | |
| KICKOFFS Number-in EZ-Touchbacks | 2-1-0 | 3-40-3 | | | | | |
| PUNTS Number and Average | 5-46.4 | 0 | | | | | |
| Had Blocked | 0 | 0 | | | | | |

| Buffalo Bills | | | | Green Bay Packers | | | |
|---|-------|------|--|-------------------|--|--|--|
| FGS - PATs head blocked | 0-0 | 0-0 | | | | | |
| Net Punting Average | 38.0 | 33.7 | | | | | |
| TOTAL RETURN YARDS (not inc. kickoffs) | 0 | 31 | | | | | |
| No. and Yards Punt Returns | 1-0 | 3-22 | | | | | |
| No. and Yards Kickoff Returns | 7-192 | 2-61 | | | | | |
| No. and Yards Interception Returns | 0-0 | 2-9 | | | | | |
| PENALTIES Number and Yards | 4-35 | 6-49 | | | | | |
| FUMBLES Number and Lost | 0-0 | | | | | | |

CHICAGO (AP)—The Chicago Bears were going nowhere and hearing it from the crowd. Good thing the Green Bay Packers were intent on giving this one away.

This one certainly wasn't pretty, even if the Bears remained unbeaten and established themselves as NFC contenders. Robbie Gould kicked a 19-yard field goal with 4 seconds left after Brian Urlacher forced a fumble in the closing minutes, and Chicago took advantage of a Green Bay team-record 18 penalties to beat the Packers 20-17 on Monday night.

Packers receiver James Jones lost a fumble on a hit by Urlacher before Green Bay's Morgan Burnett was called for pass interference on Earl Bennett, setting up the winning kick.

Jay Cutler threw for 221 yards for the Bears, (3-0), who kept insisting they were contenders through a sloppy preseason and less-than-inspiring opening win over Detroit. Since then, they turned heads with a win at Dallas last week and opened some more eyes against Green Bay—with lots of help from the Packers.

Urlacher jarred the ball out of Jones' hands after he caught a pass from Aaron Rodgers near midfield. Tim Jennings recovered, giving Chicago the ball on the Packers 46 with 2:18 remaining.

Soon after, another penalty cost the Packers (2-1) in a big way.

On second down at the 33, Cutler tried to hit Bennett deep along the right sideline and Burnett basically hammered him, wiping out an interception by Nick Collins and putting the ball at the 9. Three plays later, Chicago walked away with a wild win and the only undefeated record in the NFC.

Devin Hester delivered his first touchdown return in three years when he ran back a punt 62 yards in the fourth quarter, giving the Bears a short-lived 14-10 lead.

Rodgers threw for 316 yards and a touchdown and scored on a 3-yard run that gave the Packers 17-14 lead in the fourth quarter. Jermichael Finley had nine catches for 115 yards, but the sloppiness simply caught up with the Packers in the end.

Cutler completed 16 of 27 passes with a touchdown and an interception. Johnny Knox had four catches for 94 yards.

Chicago held its longtime rival to 63 yards rushing, but the Bears had only 77, turning it into an air game for much of the night.

Hester had just put the Bears ahead in the opening seconds of the fourth quarter when the Packers responded with a 72-yard touchdown drive. A roughing-the-passer penalty on Henry Melton gave them a first down at the 3. Rodgers, who cramped up a few plays earlier, rolled to his right and lumped into the end zone, making it 17-14.

Then the Packers basically gave it away.

Frank Zombo got called for a helmet-on-helmet hit against Cutler on the next drive that erased an interception by Nick Barnett. On second down, Collins got called for a late hit on Matt Forte after a 15-yard reception, putting the ball on the Packers 29.

Gould made a 25-yard field goal to tie it at 17 with 3:59 left.

OFFICIALS — Referee: Terry McAulay (77); Umpire: Paul King (121); Head Linesman: Greg Bradley (98); Line Judge: Mark Steinkarchner (84); Field Judge: Terry Brown (43); Side Judge: Michael Banks (72); Back Judge: Gregory Steed (12); Replay Official: Earnie Frantz

STARTING LINEUPS

| Green Bay Packers | | | Chicago Bears | | |
|-------------------|---------------|--------------------|---------------|--------------|---------------------|
| | Offense | Defense | | Offense | Defense |
| WR | 85 G.Jennings | LDE 79 R.Pickett | WR | 13 J.Knox | LE 71 L.Idonie |
| LT | 76 C.Clifton | NT 90 B.Raji | LT | 68 F.Omyale | DT 75 M.Toaiana |
| LG | 73 D.Collado | LOLB 52 C.Matthews | LG | 63 R.Garza | NT 95 A.Adams |
| C | 63 S.Wells | BLB 50 A.Hawk | C | 57 O.Kreutz | RE 90 J.Peppers |
| RG | 71 J.Stilton | MLB 56 N.Barnett | RG | 60 L.Louis | WLB 55 L.Briggs |
| RT | 65 M.Tauscher | MLB 58 F.Zombo | RT | 78 K.Shaffer | MLB 54 B.Urlacher |
| TE | 88 J.Finley | LCB 21 C.Woodson | TE | 80 E.Bennett | SLB 59 P.Toisiasmaa |
| WR | 80 D.Driver | RCB 38 T.Williams | WR | 23 D.Hester | LCB 35 Z.Bowman |
| QB | 12 A.Rodgers | 3CB 37 S.Shields | QB | 6 J.Cutler | RCB 33 C.Tillman |
| RB | 30 J.Kuhn | SS 36 N.Collins | RB | 22 M.Forte | SS 38 D.Manning |
| FB | 45 Q.Johnson | SS 42 M.Burnett | FB | 29 C.Taylor | FB 46 C.Harris |

GREEN BAY SUBSTITUTIONS — K 2 M.Crosby, P 8 T.Masthay, WR 16 B.Swain, CB 24 J.Bush, WR 16 B.Swain, CB 28 B.Underwood, S 29 D.Martin, RB 32 B.Jackson, FB 35 K.Hall, LB 51 B.Poppinga, LB 54 B.Chillar, LB 55 D.Bishop, LB 61 B.Goode, C/G 75 J.Spitz, T/G 75 B.Bulaga, DE 77 C.Jenkins, TE 81 A.Quarless, TE 83 T.Crabbree, TE 86 D.Lee, WR 87 J.Nelson, WR 89 J.Jones, DE 94 J.Wynn, DE 98 C.Wilson, **DID NOT PLAY** — QB 10 M.Flynn.

INACTIVES — CB 22 P.Lee, RB 23 D.Nance, S 26 C.Peprah, LB 59 B.Jones, G 67 N.McDonald, T/G 70 T.Lang, G/T 74 M.Neurhouse, DE 96 M.Neal.

M.Crosby (38) 37B
R.Gould 49WR (25) (19)

| OT | Home | Visitor | Home |
|----|------|---------|------|
| 1 | 2 | 3 | 4 |
| 7 | 3 | 0 | 7 |
| 0 | 7 | 0 | 13 |

FIELD GOALS (made () & missed)

| Qtr | Time | Play Description (Extra Point) (Drive Info) | Drive Info |
|-----|-------|---|------------|
| 1 | 4:26 | G.Jennings 7 yd. pass from A.Rodgers (M.Crosby kick) (6-60, 3:56) | 7 |
| 2 | 4:41 | M.Crosby 38 yd. Field Goal (14-73, 7:47) | 10 |
| 2 | 0:26 | G.Olsen 9 yd. pass from J.Cutler (R.Gould kick) (4-44, 1:24) | 10 |
| 4 | 14:39 | D.Hester 62 yd. punt return (R.Gould kick) | 10 |
| 4 | 6:52 | A.Rodgers 3 yd. run (M.Crosby kick) (12-72, 7:47) | 17 |
| 4 | 3:59 | R.Gould 25 yd. Field Goal (7-67, 2:53) | 17 |
| 4 | 0:04 | R.Gould 19 yd. Field Goal (7-45, 2:14) | 17 |

GREEN BAY DEFENSIVE STATISTICS (official)

| UT | A | TFL | ITT | Sck | QBH | FF | FR | Int | PD |
|------------|---|-----|-----|-------|-----|----|-----|------|----|
| T.Williams | 5 | 2 | 7 | 0-0 | 0 | 0 | 0-0 | 0 | 1 |
| A.Hawk | 4 | 1 | 2 | 0-0 | 1 | 1 | 0-0 | 0 | 0 |
| C.Woodson | 3 | 2 | 0 | 0-0 | 5 | 0 | 0-0 | 0 | 0 |
| C.Matthews | 4 | 0 | 0 | 4-0 | 0 | 0 | 0-0 | 0 | 0 |
| M.Burnett | 4 | 0 | 0 | 4-0 | 0 | 0 | 0-0 | 0 | 0 |
| N.Collins | 3 | 1 | 1 | 4-10 | 2 | 0 | 0-0 | 0 | 0 |
| F.Zombo | 1 | 2 | 0 | 3-0-0 | 0 | 0 | 0-0 | 0 | 0 |
| B.Chillar | | | | | | | | 1-15 | 4 |

GREEN BAY DEFENSIVE STATISTICS (official)

| UT | A | TFL | ITT | Sck | QBH | FF | FR | Int | PD |
|------------|---|-----|-----|-------|-----|----|-----|------|----|
| T.Williams | 1 | 2 | 0 | 3-0-0 | 3 | 0 | 0-0 | 1 | 0 |
| A.Hawk | 5 | 2 | 0 | 3-0-0 | 2 | 0 | 0-0 | 0 | 0 |
| C.Woodson | 4 | 1 | 0 | 1-7 | 1 | 0 | 0-0 | 0 | 0 |
| C.Matthews | 3 | 2 | 0 | 0-0 | 0 | 0 | 0-0 | 0 | 0 |
| M.Burnett | 4 | 0 | 0 | 1-0 | 0 | 0 | 0-0 | 0 | 0 |
| N.Collins | 4 | 0 | 0 | 1-0 | 0 | 0 | 0-0 | 0 | 0 |
| F.Zombo | 3 | 1 | 1 | 4-10 | 2 | 0 | 0-0 | 0 | 0 |
| B.Chillar | 1 | 2 | 0 | 3-0-0 | 0 | 0 | 0-0 | 1-15 | 4 |

GREEN BAY DEFENSIVE STATISTICS (official)

| UT | A | TFL | ITT | Sck | QBH | FF | FR | Int | PD |
|------------|---|-----|-----|-------|-----|----|-----|------|----|
| T.Williams | 5 | 2 | 7 | 0-0 | 0 | 0 | 0-0 | 0 | 1 |
| A.Hawk | 4 | 1 | 2 | 0-0 | 1 | 1 | 0-0 | 0 | 0 |
| C.Woodson | 3 | 2 | 0 | 0-0 | 5 | 0 | 0-0 | 0 | 0 |
| C.Matthews | 4 | 0 | 0 | 4-0 | 0 | 0 | 0-0 | 0 | 0 |
| M.Burnett | 4 | 0 | 0 | 4-0 | 0 | 0 | 0-0 | 0 | 0 |
| N.Collins | 3 | 1 | 1 | 4-10 | 2 | 0 | 0-0 | 0 | 0 |
| F.Zombo | 1 | 2 | 0 | 3-0-0 | 0 | 0 | 0-0 | 1-15 | 4 |
| B.Chillar | | | | | | | | 1-15 | 4 |

Green Bay Packers

| RUSHING | ATT | YDS | AVG | LG | TD |
|-----------|-----|-----|------|----|----|
| J.Kuhn | 6 | 31 | 5.2 | 18 | 0 |
| A.Rodgers | 2 | 20 | 10.0 | 17 | 1 |
| B.Jackson | 7 | 12 | 1.7 | 11 | 0 |
| Total | 15 | 63 | 4.2 | 18 | 1 |

Passing

| ATT | COMP | YDS | SKYD | TD | LG | IN | RT |
|-----------|------|-----|------|-----|----|----|------|
| A.Rodgers | 45 | 34 | 316 | 0/0 | 28 | 1 | 92.5 |
| Total | 45 | 34 | 316 | 0/0 | 28 | 1 | 92.5 |

PASS RECEIVING

| NO | YDS | AVG | LG | TD |
|------------|-----|-----|------|----|
| J.Finley | 9 | 115 | 12.8 | 28 |
| D.Driver | 9 | 61 | 6.8 | 11 |
| J.Jones | 5 | 55 | 11.0 | 18 |
| B.Jackson | 4 | 27 | 6.8 | 10 |
| J.Nelson | 3 | 20 | 6.7 | 8 |
| J.Kuhn | 2 | 20 | 10.0 | 10 |
| G.Jennings | 2 | 18 | 9.0 | 11 |
| Total | 34 | 316 | 9.3 | 28 |

INTERCEPTIONS

| NO | YDS | AVG | LG | TD |
|----------|-----|-----|------|----|
| D.Martin | 1 | 15 | 15.0 | 15 |
| Total | 1 | 15 | 15.0 | 15 |

PUNTING

| NO | YDS | AVG | NET | TB | IN20 | LG |
|-----------|-----|-----|------|------|------|----|
| T.Masthay | 3 | 150 | 50.0 | 19.0 | 0 | 0 |
| Total | 3 | 150 | 50.0 | 19.0 | 0 | 0 |

PUNT RETURNS

| NO | YDS | AVG | FC | LG | TD |
|------------|-----|-----|------|----|----|
| T.Williams | 1 | 10 | 10.0 | 0 | 0 |
| (out/bnds) | 1 | 0 | 0.0 | 0 | 0 |
| Returns | 1 | 10 | 10.0 | 0 | 0 |

KICK RETURNS

| NO | YDS | AVG | FC | LG | TD |
|----------|-----|-----|------|----|----|
| J.Nelson | 5 | 97 | 19.4 | 40 | 0 |
| Returns | 5 | 97 | 19.4 | 40 | 0 |

FUMBLES

| Fum | Lost | Rec | Yds | TD | FF | Rec | Opp | Out |
|-----------|------|-----|-----|----|----|-----|-----|-----|
| J.Jones | 1 | 0 | 0 | 0 | 0 | 0 | 0 | 0 |
| C.Woodson | 1 | 0 | 0 | 0 | 1 | 0 | 0 | 0 |
| Total | 1 | 0 | 0 | 0 | 1 | 0 | 0 | 0 |

Chicago Bears

| RUSHING | ATT | YDS | AVG | LG | TD |
|----------|-----|-----|------|----|----|
| J.Cutler | 3 | 37 | 12.3 | 16 | 0 |
| M.Forte | 11 | 29 | 2.6 | 12 | 0 |
| C.Taylor | 3 | 9 | 3.0 | 6 | 0 |
| J.Knox | 1 | 2 | 2.0 | 2 | 0 |
| Total | 18 | 77 | 4.3 | 16 | 0 |

Passing

| ATT | COMP | YDS | SKYD | TD | LG | IN | RT |
|----------|------|-----|------|------|----|----|------|
| J.Cutler | 27 | 16 | 221 | 3/22 | 35 | 1 | 82.5 |
| Total | 27 | 16 | 221 | 3/22 | 35 | 1 | 82.5 |

PASS RECEIVING

| NO | YDS | AVG | LG | TD |
|-----------|-----|-----|------|----|
| G.Olsen | 5 | 64 | 12.8 | 21 |
| J.Knox | 4 | 94 | 23.5 | 35 |
| E.Bennett | 3 | 21 | 7.0 | 8 |
| M.Forte | 2 | 14 | 7.0 | 0 |
| D.Hester | 1 | 16 | 16.0 | 16 |
| D.Clark | 1 | 12 | 12.0 | 12 |
| Total | 16 | 221 | 13.8 | 35 |

INTERCEPTIONS

| NO | YDS | AVG | LG | TD |
|----------|-----|-----|-----|----|
| L.Briggs | 1 | 1 | 1.0 | 1 |
| Total | 1 | 1 | 1.0 | 1 |

PUNTING

| NO | YDS | AVG | NET | TB | IN20 | LG |
|-----------|-----|-----|------|------|------|----|
| B.Maynard | 2 | 97 | 48.5 | 43.5 | 0 | 1 |
| Total | 2 | 97 | 48.5 | 43.5 | 0 | 1 |

PUNT RETURNS

| NO | YDS | AVG | FC | LG | TD |
|----------|-----|-----|------|----|-----|
| D.Hester | 3 | 93 | 31.0 | 0 | 62t |
| Returns | 3 | 93 | 31.0 | 0 | 62t |

KICK RETURNS

| NO | YDS | AVG | FC | LG | TD |
|------------|-----|-----|------|----|----|
| J.Knox | 2 | 47 | 23.5 | 0 | 25 |
| D.Manning | 1 | 44 | 44.0 | 0 | 44 |
| (out/bnds) | 1 | 0 | 0.0 | 0 | 0 |
| Returns | 3 | 91 | 30.3 | 0 | 44 |

FUMBLES

| Fum | Lost | Rec | Yds | TD | FF | Rec | Opp | Out |
|------------|------|-----|-----|----|----|-----|-----|-----|
| G.Olsen | 1 | 0 | 0 | 0 | 0 | 0 | 0 | 0 |
| B.Urlacher | 0 | 0 | 0 | 0 | 1 | 0 | 0 | 0 |
| T.Jennings | 0 | 0 | 0 | 0 | 0 | 1 | 0 | 0 |
| Total | 1 | 0 | 0 | 0 | 1 | 1 | 0 | 0 |

FGS - PATS had blocked

| FGS | PATS | had blocked | Home | Bears |
|------|------|-------------|------|-------|
| 19.0 | 1.0 | 0 | 0-0 | 0-0 |
| 25 | 2.5 | 0 | 43.5 | 0 |

Net Punting Average

| Net | Punting | Punting | Yards | TDs |
|------|---------|---------|-------|-----|
| 43.5 | 2.5 | 19.0 | 25 | 94 |

THIRD-DOWN EFFICIENCY

| 3rd | Down | Efficiency | Yards | TDs |
|-----|--------|------------|-------|-----|
| 4 | 10-40% | 3-9-33% | 5 | 5 |

FOURTH-DOWN EFFICIENCY

| 4th | Down | Efficiency | Yards | TDs |
|-----|------|------------|-------|-----|
| 0 | 0-0% | 0-1-0% | 0 | 0 |

TOTAL NET YARDS

| Own | Opp | Yards | TDs |
|-----|-----|-------|-----|
| 379 | 276 | 276 | 276 |

NET YARDS RUSHING

| Own | Opp | Yards | TDs |
|-----|-----|-------|-----|
| 63 | 77 | 77 | 77 |

NET YARDS PASSING

| Own | Opp | Yards | TDs |
|-----|-----|-------|-----|
| 316 | 199 | 199 | 199 |

NET YARDS RUSHING

| Own | Opp | Yards | TDs |
|-----|-----|-------|---------|
| 45 | 34 | 34 | 27-16-1 |

PASS ATTS - COMP INT

| Own | Opp | Y |
|-----|-----|---|
|-----|-----|---|

GREEN BAY, Wis. (AP)—As far as Aaron Rodgers is concerned, the Green Bay Packers offense is at its best when using multiple-receiver shotgun formations to spread out opposing defenses.

So when the offense went scoreless in the second half and the Packers barely held on for a 28-26 victory over Detroit on Sunday, Rodgers saw his team not playing to its main strength.

Rodgers chose his words deliberately but diplomatically, making his point without directly challenging his coaches. It was another sign that the Packers remain unsatisfied with what they've shown the rest of the NFL so far this season. Despite their 3-1 start, they're a team with Super Bowl aspirations that has yet to prove it can play like one of the league's elite for a full game.

Rodgers threw for 161 yards and three touchdowns. But he also threw a pair of interceptions for the Packers, who were coming off a sloppy performance in a loss at Chicago on Monday night.

If Sunday's game didn't feel like a satisfying win for Green Bay, it also didn't feel like anything approaching a moral victory for Detroit (0-4). It was the franchise's 20th straight loss to the Packers in Wisconsin, a streak that began in 1992 and includes a playoff loss.

The Lions showed that they're more dangerous than they have been in the recent past, but it still wasn't enough to win. The Packers appeared ready to rout the Lions when Charles Woodson returned an interception 48 yards for a touchdown and a 28-14 lead early in the third quarter.

But the Packers' offense went silent in the second half while the Lions rallied for four straight. Jason Hanson field goals cut the lead to two points. Had the Lions been able to finish any of those drives with a touchdown instead of a field goal, they might be celebrating a victory.

A last drive by the Packers ran out the final 6:32 of the clock as Green Bay rediscovered its running game at the best possible moment. Detroit again was without injured quarterback Matthew Stafford, but backup Shaun Hill looked poised under center. He threw for 331 yards and two touchdowns to Calvin Johnson, helping to make the game close despite the Lions committing 13 penalties.

OFFICIALS — Referee: Mike Carey (94); Umpire: Richard Hall (49); Head Linesman: Dana McKenzie (8); Line Judge: Tim Podraza (47); Field Judge: Buddy Horton (82); Side Judge: Laird Hayes (125); Back Judge: Kirk Dorman (6); Replay Official: Tommy Moore

STARTING LINEUPS

| Detroit Lions | | Green Bay Packers | |
|-------------------|-----------------------|-------------------|-------------------|
| Offense | Defense | Offense | Defense |
| WR 89 B.Johnson | LE 92 C.Avril | WR 85 G.Jennings | LDE 79 R.Pickett |
| RB 80 W.Heller | DT 90 N.Suh | TE 81 A.Quarless | NT 90 B.Raji |
| LT 76 J.Backus | DE 99 C.Williams | LT 76 C.Clifton | LDE 52 C.Matthews |
| LG 67 R.Sims | OLB 93 K.Vanden Bosch | LG 73 D.Collins | BLB 50 A.Hawk |
| C 57 D.Raola | RB 49 Z.Folett | C 63 S.Wells | MLB 56 N.Barnett |
| RG 66 S.Peterman | MLB 55 L.Johnson | RT 71 J.Stilton | ROLB 58 F.Zombo |
| RT 77 G.Cherilus | LB 98 J.Petersen | RCB 65 M.Tauscher | LGB 21 C.Woodson |
| TE 84 B.Pettigrew | LCB 23 J.Houston | TE 88 J.Finley | RCB 38 T.Williams |
| WR 81 C.Johnson | RCB 24 J.Wade | WR 80 D.Driver | COB 24 J.Bush |
| QB 14 Sh.Hill | SS 39 C.Brown | QB 12 A.Rodgers | SS 42 M.Burnett |
| RB 44 J.Best | FS 26 L.Delmas | RB 32 B.Jackson | FS 36 N.Collins |

GREEN BAY SUBSTITUTIONS — K 2 M.Crosby, P 8 T.Masthay, WR 16 B.Swain, CB 22 P.Lee, RB 23 D.Nance, CB 28 B.Underwood, S 29 D.Martin, RB 30 J.Kuhn, LB 35 K.Hall, LB 51 D.Bishop, LB 59 B.Jones, LB 61 B.Gooede, C/G 72 J.Spitz, T/G 75 B.Bulaga, DE 77 C.Grabtree, TE 86 D.Lee, WR 87 J.Nelson, WR 89 J.Jones, DE 96 M.Neal, DE 98 C.Wilson, **DID NOT PLAY** — QB 10 M.Flynn, LB 10 J.McDaniels, LB 54 B.Chillar, FB 45 Q.Johnson, LB 54 B.Chillar, G 67 M.McDonald, T/G 70 T.Lang, G/T 74 M.Newhouse, DE 94 J.Wynn.

FIELD GOALS (made (&) & missed)

| | | | | | |
|---|----|---|---|----|-------|
| 1 | 2 | 3 | 4 | OT | Total |
| 0 | 14 | 6 | 0 | - | 26 |
| 7 | 14 | 7 | 0 | - | 28 |

| Qtr | Time | Play Description (Extra Point) (Drive Info) | Visitor | Home |
|-----|-------|--|---------|------|
| 1 | 12:40 | D.Driver 29 yd. pass from A.Rodgers (M.Crosby kick) (4-55, 2:20) | 0 | 7 |
| 1 | 14:14 | C.Johnson 23 yd. pass from Sh.Hill (J.Hanson kick) (8-63, 4:15) | 7 | 7 |
| 2 | 10:05 | J.Finley 13 yd. pass from A.Rodgers (M.Crosby kick) (3-12, 1:34) | 7 | 14 |
| 2 | 6:48 | G.Jennings 17 yd. pass from A.Rodgers (M.Crosby kick) (4-68, 1:32) | 7 | 21 |
| 3 | 0:08 | C.Johnson 21 yd. pass from Sh.Hill (J.Hanson kick) (13-80, 6:40) | 14 | 21 |
| 3 | 14:34 | C.Woodson 48 yd. interception return (M.Crosby kick) | 14 | 28 |
| 3 | 9:26 | J.Hanson 39 yd. Field Goal (12-48, 5:08) | 17 | 28 |
| 3 | 1:43 | J.Hanson 52 yd. Field Goal (9-59, 4:21) | 20 | 28 |
| 4 | 13:35 | J.Hanson 49 yd. Field Goal (6-27, 1:33) | 23 | 28 |
| 4 | 11:51 | J.Hanson 24 yd. Field Goal (6-12, 1:39) | 26 | 28 |

GREEN BAY DEFENSIVE STATISTICS (official)

| UT | A | TEL | TI | ScK | QBH | FF | FR | Int | PD |
|---------------|---|-----|----|------|-----|----|----|-----|----|
| 11 | 3 | 0 | 14 | 0-0 | 0 | 0 | 0 | 0-0 | 0 |
| 12 | 0 | 0 | 12 | 0-0 | 0 | 0 | 0 | 0-0 | 3 |
| 19 | 3 | 0 | 12 | 0-0 | 0 | 0 | 0 | 0-0 | 0 |
| 4 | 2 | 1 | 6 | 0-0 | 0 | 0 | 0 | 0-0 | 0 |
| 3 | 2 | 0 | 5 | 0-0 | 0 | 0 | 0 | 0-0 | 0 |
| 3 | 1 | 0 | 4 | 1-4 | 1 | 0 | 0 | 0-0 | 0 |
| 3 | 1 | 0 | 4 | 0-0 | 0 | 0 | 0 | 0-0 | 0 |
| 3 | 0 | 0 | 3 | 0-0 | 0 | 0 | 0 | 0-0 | 0 |
| 3 | 0 | 1 | 3 | 1-10 | 2 | 0 | 0 | 0-0 | 0 |
| Totals | | | | | | | | | |

| Green Bay Packers | | | | | | | |
|-------------------|-----------|-----------|------------|-------------|----------|-----------|----------|
| RUSHING | ATT | YDS | AVG | TD | | | |
| J.Kuhn | 9 | 39 | 4.3 | 8 | | | |
| B.Jackson | 9 | 33 | 3.7 | 0 | | | |
| A.Rodgers | 3 | 20 | 6.7 | 0 | | | |
| Total | 21 | 92 | 4.4 | 0 | | | |
| Green Bay Packers | | | | | | | |
| ATT | YDS | SK | YD/TD | LG | IN | RT | |
| A.Rodgers | 17 | 12 | 181 | 2/12 | 3 | 48 | 2 |
| Total | 17 | 12 | 181 | 2/12 | 3 | 48 | 2 |

| PASS RECEIVING | | |
|----------------|-----------|------------|
| NO | YDS | AVG |
| J.Finley | 4 | 36 |
| D.Driver | 3 | 89 |
| G.Jennings | 2 | 25 |
| J.Jones | 1 | 15 |
| D.Lee | 1 | 15 |
| B.Jackson | 1 | 1 |
| Total | 12 | 181 |

| INTERCEPTIONS | | |
|---------------|----------|-----------|
| NO | YDS | AVG |
| C.Woodson | 1 | 48 |
| A.Hawk | 1 | 12 |
| Total | 2 | 60 |

| PUNTING | | |
|--------------|----------|------------|
| NO | YDS | AVG |
| T.Masthay | 3 | 123 |
| Total | 3 | 123 |

| Detroit Lions | | | | | | | |
|---------------|-----------|------------|------------|-------------|----------|-----------|----------|
| RUSHING | ATT | YDS | AVG | TD | | | |
| Sh.Hill | 4 | 53 | 13.3 | 0 | | | |
| J.Best | 12 | 50 | 4.2 | 0 | | | |
| K.Smith | 3 | 12 | 4.0 | 8 | | | |
| J.Felton | 1 | 6 | 6.0 | 0 | | | |
| C.Johnson | 1 | 2 | 2.0 | 0 | | | |
| Total | 21 | 123 | 5.9 | 0 | | | |
| Detroit Lions | | | | | | | |
| ATT | YDS | SK | YD/TD | LG | IN | RT | |
| A.Rodgers | 54 | 34 | 331 | 3/23 | 2 | 25 | 2 |
| Total | 54 | 34 | 331 | 3/23 | 2 | 25 | 2 |

| PASS RECEIVING | | |
|----------------|-----------|------------|
| NO | YDS | AVG |
| Pettigrew | 8 | 91 |
| Johnson | 6 | 86 |
| Scheffler | 6 | 63 |
| J.Best | 5 | 34 |
| K.Smith | 4 | 22 |
| B.Johnson | 3 | 23 |
| J.Felton | 2 | 12 |
| Total | 34 | 331 |

| INTERCEPTIONS | | |
|---------------|----------|----------|
| NO | YDS | AVG |
| C.Houston | 1 | 0 |
| A.Smith | 1 | 0 |
| Total | 2 | 0 |

| PUNTING | | |
|--------------|----------|-----------|
| NO | YDS | AVG |
| M.Harris | 2 | 67 |
| Total | 2 | 67 |

| PUNT RETURNS | | |
|--------------|----------|-----------|
| NO | YDS | AVG |
| T.Williams | 1 | 11 |
| Total | 1 | 11 |

| KICK RETURNS | | |
|--------------|----------|-----------|
| NO | YDS | AVG |
| Returns | 1 | 11 |
| Total | 1 | 11 |

| KICK RETURNS | | |
|--------------|----------|------------|
| NO | YDS | AVG |
| J.Nelson | 7 | 124 |
| Returns | 7 | 124 |
| Total | 7 | 124 |

| PUNT RETURNS | | |
|--------------|----------|-----------|
| NO | YDS | AVG |
| T.Williams | 1 | 11 |
| Total | 1 | 11 |

| KICK RETURNS | | |
|--------------|----------|-----------|
| NO | YDS | AVG |
| Returns | 1 | 11 |
| Total | 1 | 11 |

| KICK RETURNS | | |
|--------------|----------|------------|
| NO | YDS | AVG |
| J.Nelson | 7 | 124 |
| Returns | 7 | 124 |
| Total | 7 | 124 |

| PUNTING | | |
|--------------|----------|------------|
| NO | YDS | AVG |
| T.Masthay | 3 | 123 |
| Total | 3 | 123 |

| PUNTING | | |
|--------------|----------|------------|
| NO | YDS | AVG |
| T.Masthay | 3 | 123 |
| Total | 3 | 123 |

| PUNTING | | |
|--------------|----------|------------|
| NO | YDS | AVG |
| T.Masthay | 3 | 123 |
| Total | 3 | 123 |

| PUNTING | | |
|--------------|----------|------------|
| NO | YDS | AVG |
| T.Masthay | 3 | 123 |
| Total | 3 | 123 |

| PUNTING | | |
|--------------|----------|------------|
| NO | YDS | AVG |
| T.Masthay | 3 | 123 |
| Total | 3 | 123 |

LANDOVER, Md. (AP)—There are plenty of places to point when trying to figure out why the Washington Redskins are 3-2. There's a stability provided by new quarterback Donovan McNabb. There's the turnover-producing and suddenly points-strifing defense, led by safety LaRon Landry. There's also been help from injuries to opponents' key players.

In the home locker room after Washington's 16-13 overtime victory over the Green Bay Packers on Sunday, the Redskins uniformly pointed to one significant explanation for their success so far in 2010: coach Mike Shanahan.

For the fourth time in five weeks, Washington's game came down to the final play. On Sunday, it was Graham Gano's 33-yard field goal 6:54 into the extra period that made the difference, set up by Landry's diving interception of Aaron Rodgers at Green Bay's 39-yard line.

Rodgers sustained a concussion, the Packers said after the game, and it appeared to happen on that last play for their offense. The Redskins trailed 13-3 entering the fourth quarter. They were outgained 209 yards to 24 in the first quarter. Seven of their first eight possessions ended in punts. Even once they made it 13-all on Gano's 45-yard kick with 1:07 left in regulation, the Redskins had to weather a Packers drive that ended with Mason Crosby hitting the left upright from 53 yards with 1 second left.

Under Shanahan's predecessor as head coach—Jim Zorn—and with McNabb's predecessor at starting quarterback—Jason Campbell—the Redskins went 4-12 last season.

Two of Washington's games this season have gone to overtime—including a 30-27 loss to Houston in Week 2—and two ended on passes thrown into the end zone by the opponent on the last play of regulation—including a 17-12 victory at Philadelphia last weekend.

The Packers (3-2), meanwhile, are dealing with a long list of injuries. By game's end, linebacker Clay Matthews was on the sideline, wearing a green Packers wool cap instead of a helmet, ice strapped to his injured left hamstring. Tight end Jeremiah Finley was leaning on a pair of metal crutches, keeping weight off his hurt knee.

Green Bay also had tight end Donald Lee (shoulder), defensive lineman Ryan Pickett (ankle), and safety Derrick Martin (knee) leave. The Packers stumbled on one big sequence early: Already ahead 7-0 early in the second quarter, they had second-and-goal at Washington's 1 and came away with nothing. Rodgers' fourth-down pass to tight end Andrew Quarless was broken up in the end zone.

Later, Washington's defense—a 3-4 scheme that ranks last in the NFL in yards allowed—was stuffing the Packers repeatedly, Green Bay's last seven possessions resulted in four punts, two missed field goals and Rodgers' interception.

OFFICIALS — Referee: Gene Sieratore (114); Umpire: Butch Hannah (40); Head Linesman: Jerry Bergman (91); Line Judge: Ron Marinucci (107); Field Judge: Bob Waggoner (25); Side Judge: Mike Weatherford (116); Back Judge: Dino Paganelli (105); Replay Official: Paul Weidner

STARTING LINEUPS

Table showing Green Bay Packers and Washington Redskins starting lineups for offense and defense. Includes player names, positions, and jersey numbers.

GREEN BAY SUBSTITUTIONS — K 2 M. Crosby, P 8 T. Maesthay, WR 16 B. Swain, WR 23 D. Nance, CB 24 J. Bush, CB 28 B. Underwood, S 29 D. Martin, RB 30 J. Kuhn, FB 35 K. Hall, LB 51 B. Poppinga, LB 53 M. Simpkins, LB 58 F. Zombo, LS 61 B. Goode, LG 70 T. Lang, CG 72 J. Spitz, DE 77 C. Jenkins, TE 81 A. Quarless, TE 83 T. Crabtree, WR 87 J. Nelson, WR 89 J. Jones, DE 96 M. Neal, DE 98 C. Wilson, DID NOT PLAY — QB 10 M. Flynn.

INACTIVES — CB 37 S. Shields, FB 45 Q. Johnson, LB 54 B. Chillar, LB 56 N. Barnett, T 65 M. Tauscher, G 67 N. McDonald, GT 74 M. McNewhouse, DE 94 J. Wynn.

FIELD GOALS (made, () & missed) table. Shows field goal attempts and results for G. Gano and M. Crosby.

GREEN BAY DEFENSIVE STATISTICS (official)

Table with 12 columns (UT, A, TEL, IT, Sck, QBH, FE, ER, Int, PD) showing defensive statistics for Green Bay Packers and Washington Redskins.

Statistical table for Green Bay Packers and Washington Redskins. Columns include Rushing, Passing, Punting, Fumbles, and Receiving stats.

Statistical table for Green Bay Packers and Washington Redskins. Columns include First Downs, Net Punting Average, Total Return Yards, and various efficiency metrics.

Statistical table for Green Bay Packers and Washington Redskins. Columns include Fumbles, Net Punting Average, Total Return Yards, and various efficiency metrics.

| Green Bay Packers | | | | |
|-------------------|-----|-----|-----|----|
| RUSHING | ATT | YDS | AVG | LG |
| B.Jackson | 12 | 53 | 4.4 | 14 |
| A.Rodgers | 4 | 14 | 3.5 | 8 |
| J.Kuhn | 5 | 9 | 1.8 | 5 |
| Total | 21 | 76 | 3.6 | 14 |

| Miami Dolphins | | | | |
|----------------|-----|-----|------|----|
| RUSHING | ATT | YDS | AVG | LG |
| R.Brown | 19 | 73 | 3.8 | 12 |
| L.Polite | 1 | 7 | 1.8 | 4 |
| B.Hartline | 1 | 3 | -3.0 | 03 |
| Total | 39 | 150 | 3.8 | 12 |

GREEN BAY, Wis. (AP)—The Miami Dolphins have found a key to being effective: pound the ball, keep every game close and play as far away from Sun Life Stadium as possible.

There's no South Beach-like distractions in Green Bay, and the blue collar style the Dolphins play fits this colder climate than Florida's tropical temperatures.

With wins in Minnesota and Buffalo, Miami rules the Rust Belt.

The Dolphins are 3-0 on the road this season, and 0-2 at home. Miami needed to grind out another game using three field goals—including the 44-yard game winner—by Dan Carpenter and a perfect TD screen by developing quarterback Chad Henne to topple what had been considered one of the NFL's elite teams before injuries set in.

Green Bay (3-3) is a mess now after consecutive overtime losses.

The Packers can take solace in being just a game back in the NFC North chase despite injuries to eight starters, including five on defense. There's also the Lambeau Field showdown looming with Brett Favre and the Minnesota Vikings on Sunday night.

Henne's nifty 22-yard TD pass to Anthony Fasano gave Miami a 20-13 lead with 5:20 left, and Fasano ran untouched to the end zone with Long bowling over the last would-be tackler as Henne laid flat on his back.

Rodgers, who was sacked five times including three by Cameron Wake, tied it with a 1-yard TD on fourth-and-goal with 13 seconds to go, but the Dolphins had one more answer in overtime.

After the teams' exchanged punts with the Dolphins getting the better end of that deal and taking over at their own 48, Miami went to Ricky Williams and Ronnie Brown, who pounded the ball down to the Packers 26 before Carpenter hit the game winner on third down.

With so many injuries, Green Bay failed to get much pressure on Henne. Linebacker Clay Matthews, who has 8 1/2 sacks, was out with a left hamstring injury and Nick Barnett (wrist) went on the injured reserve on Friday.

Henne, with all the time he needed, finished 23 of 39 for 231 yards with two touchdowns and one interception. Top receiver Brandon Marshall made 10 catches for 127 yards and just missed a 25-yard TD grab late in the first half. He said the win was all the more impressive because he believed the Dolphins left 21 points on the field.

OFFICIALS — Referee: Ed Hochuli (65); Umpire: Chad Brown (31); Head Linesman: Mark Hittner (28); Line Judge: Thomas Symonette (100); Field Judge: Craig Wroblestad (4); Side Judge: Ronald Torbert (62); Back Judge: Don Carey (126); Replay Official: Tom Sifferman

STARTING LINEUPS

| Miami Dolphins | | | Green Bay Packers | | |
|-------------------|------------------|---------|-------------------|--------------------|---------|
| Offense | Defense | Special | Offense | Defense | Special |
| WR 19 B.Marshall | LE 70 K.Langford | | WR 85 G.Jennings | LDE 98 C.Wilson | |
| LT 77 J.Long | NT 78 T.McDaniel | | LT 76 C.Clifton | NT 90 B.Raji | |
| LG 68 R.Incognito | RE 94 R.Starks | | LG 73 D.Colegide | ROE 77 C.Jenkins | |
| C 67 J.Berger | CB 55 K.Misi | | C 63 S.Sweils | LOLB 51 B.Poppinga | |
| RG 79 P.McQuistan | ILB 52 C.Crowder | | RG 71 J.Sitton | MLB 50 A.Hawk | |
| RT 72 V.Carey | ILB 58 K.Dansby | | RT 75 B.Bulaga | ROLB 55 D.Bishop | |
| TE 80 A.Fasano | WLB 91 C.Wake | | WR 87 J.Nelson | ROLB 59 B.Jones | |
| WR 82 B.Hartline | LCB 21 V.Davis | | WR 80 D.Driver | LCB 21 C.Woodson | |
| QB 7 C.Henne | RCB 32 J.Allen | | QB 12 A.Rodgers | RCB 28 T.Williams | |
| RB 23 R.Brown | SS 37 Y.Bell | | RB 32 B.Jackson | SS 26 C.Peprah | |
| FB 36 L.Polite | FS 30 C.Clemons | | FB 35 K.Hall | FS 36 N.Collins | |

GREEN BAY SUBSTITUTIONS — K 2 M.Crosby, P 8 T.Mashay, WR 16 B.Svain, CB 22 P.Lee, RB 23 D.Mance, CB 24 J.Blush, CB 28 B.Underwood, RB 30 J.Kuhn, CB 37 S.Shields, FB 45 Q.Johnson, LB 49 R.Francois, LB 53 M.Stimpkins, LB 58 F.Zombo, LS 61 B.Goode, TG 70 T.Lang, CG 72 J.Spitz, TE 81 A.Quarless, TE 83 T.Crabtree, TE 86 D.Lee, WR 89 J.Jones, DE 94 J.Wynn, DE 99 M.Montgomery, **DID NOT PLAY** — QB 10 M.Flynn.

INACTIVES — LB 52 C.Matthews, LB 54 B.Chiliar, T 65 M.Tauscher, G 67 N.McDonald, G/T 74 M.Newhouse, DE/NT 79 R.Pickett, TE 88 J.Friely, DE 96 M.Neal.

| Team | Qtr | Time | Play Description (Extra Point) (Drive Info) | Visitor | Home |
|----------|-----|-------|--|---------|------|
| PACKERS | 1 | 11:58 | M.Crosby 46 yd. Field Goal (7-46; 3:02) | 0 | 3 |
| DIPOHINS | 1 | 6:52 | D.Bess 2 yd. pass from C.Henne (D.Carpenter kick) (11-74; 5:06) | 7 | 10 |
| PACKERS | 1 | 1:03 | G.Jennings 86 yd. pass from A.Rodgers (M.Crosby kick) (1-86; 0:14) | 7 | 10 |
| DIPOHINS | 2 | 0:20 | D.Carpenter 53 yd. Field Goal (14-53; 3:29) | 10 | 10 |
| DIPOHINS | 3 | 7:42 | D.Carpenter 41 yd. Field Goal (12-59; 7:18) | 13 | 13 |
| PACKERS | 4 | 10:45 | M.Crosby 26 yd. Field Goal (12-66; 5:41) | 13 | 13 |
| DIPOHINS | 4 | 5:20 | A.Fasano 22 yd. pass from C.Henne (D.Carpenter kick) (7-51; 2:48) | 20 | 13 |
| PACKERS | 4 | 0:13 | A.Rodgers 1 yd. run (M.Crosby kick) (12-69; 5:07) | 20 | 20 |
| DIPOHINS | 5 | 9:01 | D.Carpenter 44 yd. Field Goal (7-26; 3:45) | 23 | 20 |

FIELD GOALS (made, () & missed)

| Team | Player | 1 | 2 | 3 | 4 | 5 | 6 | 7 | 8 | 9 | 10 | 11 | 12 | 13 | 14 | 15 | 16 | 17 | 18 | 19 | 20 |
|---------------|----------|-----------|----------|----------|----------|----------|----------|----------|----------|----------|----------|----------|----------|----------|----------|----------|----------|----------|----------|----------|----------|
| MIAMI | M.Crosby | 1 | 2 | 3 | 3 | 3 | 3 | 3 | 3 | 3 | 3 | 3 | 3 | 3 | 3 | 3 | 3 | 3 | 3 | 3 | 3 |
| GREEN | | 10 | 0 | 0 | 0 | 0 | 0 | 0 | 0 | 0 | 0 | 0 | 0 | 0 | 0 | 0 | 0 | 0 | 0 | 0 | 0 |
| Totals | | 11 | 2 | 3 | 3 | 3 | 3 | 3 | 3 | 3 | 3 | 3 | 3 | 3 | 3 | 3 | 3 | 3 | 3 | 3 | 3 |

| Team | Player | 1 | 2 | 3 | 4 | 5 | 6 | 7 | 8 | 9 | 10 | 11 | 12 | 13 | 14 | 15 | 16 | 17 | 18 | 19 | 20 |
|---------------|----------|-----------|----------|----------|----------|----------|----------|----------|----------|----------|----------|----------|----------|----------|----------|----------|----------|----------|----------|----------|----------|
| MIAMI | M.Crosby | 1 | 2 | 3 | 3 | 3 | 3 | 3 | 3 | 3 | 3 | 3 | 3 | 3 | 3 | 3 | 3 | 3 | 3 | 3 | 3 |
| GREEN | | 10 | 0 | 0 | 0 | 0 | 0 | 0 | 0 | 0 | 0 | 0 | 0 | 0 | 0 | 0 | 0 | 0 | 0 | 0 | 0 |
| Totals | | 11 | 2 | 3 | 3 | 3 | 3 | 3 | 3 | 3 | 3 | 3 | 3 | 3 | 3 | 3 | 3 | 3 | 3 | 3 | 3 |

GREEN BAY DEFENSIVE STATISTICS (official)

| UT | A | TFL | IT | Sck | QBH | FF | FR | Int | PD |
|---------------|-----------|-----------|----------|------------|----------|----------|----------|----------|----------|
| 10 | 6 | 16 | 0-0 | 0 | 0 | 0 | 0 | 0 | 0 |
| 7 | 9 | 0 | 16 | 0 | 0 | 0 | 0 | 0 | 0 |
| 10 | 1 | 0 | 11 | 0-0 | 0 | 0 | 0 | 0 | 0 |
| 7 | 1 | 0 | 1 | 0-0 | 0 | 0 | 0 | 0 | 0 |
| 6 | 2 | 0 | 8 | 0-0 | 0 | 0 | 0 | 0 | 0 |
| 7 | 0 | 1 | 7 | 0-0 | 0 | 0 | 0 | 0 | 0 |
| 4 | 3 | 0 | 7 | 0-0 | 0 | 0 | 0 | 0 | 0 |
| 5 | 1 | 0 | 6 | 0-0 | 0 | 0 | 0 | 0 | 0 |
| Totals | 68 | 34 | 3 | 102 | 0 | 0 | 0 | 0 | 0 |

MIAMI DEFENSIVE STATISTICS (official)

| UT | A | TFL | IT | Sck | QBH | FF | FR | Int | PD |
|---------------|-----------|-----------|----------|------------|----------|----------|----------|----------|----------|
| 10 | 6 | 16 | 0-0 | 0 | 0 | 0 | 0 | 0 | 0 |
| 7 | 9 | 0 | 16 | 0 | 0 | 0 | 0 | 0 | 0 |
| 10 | 1 | 0 | 11 | 0-0 | 0 | 0 | 0 | 0 | 0 |
| 7 | 1 | 0 | 1 | 0-0 | 0 | 0 | 0 | 0 | 0 |
| 6 | 2 | 0 | 8 | 0-0 | 0 | 0 | 0 | 0 | 0 |
| 7 | 0 | 1 | 7 | 0-0 | 0 | 0 | 0 | 0 | 0 |
| 4 | 3 | 0 | 7 | 0-0 | 0 | 0 | 0 | 0 | 0 |
| 5 | 1 | 0 | 6 | 0-0 | 0 | 0 | 0 | 0 | 0 |
| Totals | 68 | 34 | 3 | 102 | 0 | 0 | 0 | 0 | 0 |

| Team | Player | YDS | AVG | LG | TD | INT | RET | PK | Pct |
|-------|------------|-----|-----|------|------|-----|-----|----|-----|
| MIAMI | T.Mashay | 5 | 190 | 38.0 | 33.4 | 0 | 2 | 42 | 0 |
| GREEN | T.Williams | 1 | 0 | 0.0 | 0 | 0 | 0 | 0 | 0 |
| MIAMI | T.Williams | 1 | 0 | 0.0 | 0 | 0 | 0 | 0 | 0 |
| GREEN | T.Williams | 1 | 0 | 0.0 | 0 | 0 | 0 | 0 | 0 |

| Team | Player | YDS | AVG | LG | TD | INT | RET | PK | Pct |
|-------|------------|-----|-----|------|------|-----|-----|----|-----|
| MIAMI | T.Mashay | 5 | 190 | 38.0 | 33.4 | 0 | 2 | 42 | 0 |
| GREEN | T.Williams | 1 | 0 | 0.0 | 0 | 0 | 0 | 0 | 0 |
| MIAMI | T.Williams | 1 | 0 | 0.0 | 0 | 0 | 0 | 0 | 0 |
| GREEN | T.Williams | 1 | 0 | 0.0 | 0 | 0 | 0 | 0 | 0 |

GREEN BAY, Wis. (AP)—Brett Favre spent what seemed to be an eternity sitting at his locker, head in hands, searching for something before approaching the podium. He limped to the microphone, finally beaten by his former team for the first time.
In the waning moments trailing by four, it looked as though Favre would accomplish what he'd done so many times before in a Green Bay Packers uniform by leading an improbable comeback as he limped down the field.

He threw an apparent touchdown pass to Percy Harvin with 48 seconds left, and the 41-year-old quarterback—in his 291st consecutive start—jumped into the arms of backup tight end Jeff Dugan and got a huge hug from Tarvarius Jackson.

But officials reviewed a would-be Vikings touchdown for the third time in the game, and the call was again reversed by the officiating crew. On fourth-and-15 at the 20, Favre threw incomplete trying to find Randy Moss in the back of the end zone, giving the Packers (4-3) their first win over Favre in their third try. Green Bay is tied with Chicago for the NFC North lead. Minnesota (2-4) is 1 1/2 games back in third.

Favre, who finished 16 of 29 for 212 yards with a touchdown and three interceptions, hurt his surgically repaired left ankle early in the second half when Brad Jones pulled him down during his first pick. But a more costly one came when Desmond Bishop returned an ill-advised pass 32 yards for a touchdown to give the Packers a 28-17 lead midway through the third quarter while Harvin stood wide open on the other side of the field. Vikings coach Brad Childress was upset at Favre's turnovers, but even angrier at the officiating crew's overturned call that wiped out what would've been a 17-yard TD catch by Visanthe Shiancoe near the end of the first half. Childress believed Shiancoe had made the catch, even though the ball appeared to touch the ground.

While Minnesota had points taken off the board in the first half, Rodgers also struggled with early mistakes. He was 21 of 34 for 295 yards and two touchdowns, but threw two first-half interceptions in Vikings territory.

His streak of 173 attempts without an interception in the red zone to begin his career ended when Jared Allen jumped in front of a screen. Rodgers rebounded to throw TD passes to rookie Andrew Quarless and Greg Jennings that gave the Packers a 21-17 lead they wouldn't relinquish.

OFFICIALS — Referee: Scott Green (19); Umpire: Bruce Sritesky (102); Head Linesman: Tom Stabile (24); Line Judge: Tom Barnes (55); Field Judge: Dyrrol Prioleau (109); Side Judge: Larry Rose (128); Back Judge: Scott Helverson (93); Replay Official: Carl Madsen

STARTING LINEUPS

Minnesota Vikings

| Pos | Name | Pos | Name |
|-----|-----------------|-----|----------------|
| WR | 84 R.Moss | WR | 85 G.Jennings |
| LT | 74 B.McKinnie | NT | 90 B.Raji |
| LG | 76 S.Hutchinson | LG | 73 D.Colledge |
| C | 65 J.Sullivan | RE | 63 S.Wells |
| RG | 64 A.Herrera | SLB | 52 C.Greenway |
| RT | 71 P.Lodholt | MLB | 56 E.Henderson |
| WR | 12 P.Harvin | WLB | 21 A.Lebler |
| WR | 17 G.Lewis | CB | 26 A.Winfied |
| QB | 4 B.Favre | RCB | 21 A.Allen |
| HB | 28 A.Peterson | SS | 25 T.Johnson |
| FB | 38 N.Tahi | FS | 20 M.Williams |

Green Bay Packers

| Pos | Name | Pos | Name |
|-----|---------------|------|---------------|
| WR | 85 G.Jennings | LDE | 79 R.Pickett |
| LT | 76 C.Clifton | NT | 90 B.Raji |
| LG | 73 D.Colledge | LOLB | 52 C.Matthews |
| C | 63 S.Wells | BLB | 50 A.Hawk |
| RG | 71 J.Siton | MLB | 55 D.Bishop |
| RT | 75 B.Bulaga | ROLB | 59 B.Jones |
| TE | 86 D.Lee | LOB | 21 C.Woodson |
| WR | 80 D.Driver | RCB | 38 T.Williams |
| WR | 12 A.Peterson | CB | 37 S.Shields |
| RB | 32 B.Jackson | SS | 26 C.Peprah |
| FB | 35 K.Hall | FS | 36 N.Collins |

GREEN BAY SUBSTITUTIONS — K 2 M.Crosby, P 8 T.Masthay, P 8 T.Masthay, OB 10 M.Flynn, WR 16 B.Svaine, CB 22 P.Lee, RB 23 D.Nance, CB/S 24 J.Blush, S 27 A.Smith, CB 28 B.Underwood, RB 30 J.Kuhn, LB 49 R.Francois, LB 58 F.Chillar, LB 58 F.Zombo, LB 61 B.Goodie, TG 70 T.Lang, C/G 72 J.Spriz, TE 83 T.Crabtree, WR 89 J.Nelson, WR 89 J.Wynn, DE 94 J.Wynn, DE 98 C.Wilson, ~~DE 77 C.Jenkins~~.
INACTIVES — FB 45 Q.Johnson, LB 51 B.Poppinga, LB 53 M.Simpkins, T 65 M.Tauscher, G 67 M.McDonald, G 77 M.McDonald, DE 96 M.Neal, DE 99 M.Montgomery.

FIELD GOALS (made & missed)

| VISITOR: | HOME: | 1 | 2 | 3 | 4 | OI | Total |
|-------------------|-------------------|-------------|--|----------------|-------------|----|-------|
| Minnesota Vikings | Green Bay Packers | 7 | 10 | 7 | 0 | - | 24 |
| 1 5:07 | 1 1:11 | 7 | 7 | 14 | 0 | - | 28 |
| Team | Qtr | Time | Play Description (Extra Point) (Drive Info) | Visitor | Home | | |
| Packers | 1 | 1:11 | P.Harvin 17 yd. run (R.Longwell kick) (7-44, 3:56) | 7 | 0 | 7 | |
| Vikings | 2 | 14:53 | A.Quarless 9 yd. pass from A.Rodgers (M.Crosby kick) (5-79, 1:16) | 7 | 14 | 14 | |
| Packers | 2 | 10:16 | A.Peterson 1 yd. run (R.Longwell kick) (9-76, 4:37) | 14 | 14 | 14 | |
| Vikings | 2 | 3:59 | R.Longwell 28 yd. Field Goal (8-53, 3:09) | 17 | 14 | 14 | |
| Packers | 3 | 8:44 | G.Jennings 14 yd. pass from A.Rodgers (M.Crosby kick) (6-41, 3:00) | 17 | 21 | 21 | |
| Packers | 3 | 7:45 | D.Bishop 32 yd. interception return (M.Crosby kick) | 17 | 28 | 28 | |
| Vikings | 3 | 4:12 | R.Moss 4 yd. pass from B.Favre (R.Longwell kick) (6-58, 3:33) | 17 | 28 | 28 | |

GREEN BAY DEFENSIVE STATISTICS (official)

| UT | A | TFL | IT | ScK | QBH | FF | FR | Int | PD |
|---------------|-----------|-----------|----------|-----------|------------|----------|----------|----------|-------------|
| A.Hawk | 10 | 3 | 0 | 13 | 0-0 | 0 | 0 | 1-21 | 1 |
| D.Bishop | 6 | 5 | 0 | 11 | 0-0 | 0 | 0 | 1-321 | 1 |
| B.Jones | 6 | 4 | 0 | 10 | 0-0 | 1 | 0 | 0-0 | 0 |
| N.Collins | 8 | 1 | 0 | 9 | 0-0 | 0 | 0 | 1-3 | 2 |
| C.Woodson | 6 | 3 | 1 | 9 | 0-0 | 0 | 0 | 0-0 | 0 |
| C.Wilson | 5 | 4 | 0 | 9 | 0-0 | 1 | 0 | 0-0 | 0 |
| C.Peprah | 7 | 1 | 1 | 8 | 0-0 | 0 | 0 | 0-0 | 1 |
| C.Matthews | 1 | 5 | 0 | 6 | 0-0 | 2 | 0 | 0-0 | 0 |
| Totals | 59 | 34 | 2 | 93 | 1-6 | 5 | 0 | 0 | 3-56 |

| Minnesota Vikings | | | | | Green Bay Packers | | | | | | | | | | | | |
|-------------------|---------|-----|------|-------|-------------------|----------------|--------------|-----------|-----------|------|------|------|-------|------|-----|-----|------|
| RUSHING | ATT | YDS | AVG | LG | TD | RUSHING | ATT | YDS | AVG | LG | TD | | | | | | |
| A.Peterson | 28 | 131 | 4.7 | 17 | 1 | B.Jackson | 13 | 58 | 4.5 | 14 | 1 | | | | | | |
| P.Harvin | 3 | 41 | 13.7 | 17 | 1 | A.Rodgers | 3 | 14 | 4.7 | 11 | 0 | | | | | | |
| T.Gerhart | 5 | 24 | 4.8 | 11 | 0 | J.Kuhn | 7 | 12 | 1.7 | 4 | 0 | | | | | | |
| Total | 36 | 196 | 5.4 | 17 | 2 | Total | 23 | 84 | 3.7 | 14 | 1 | | | | | | |
| PASSING | ATT | CMP | YDS | SK/YD | TD | LG | INT | RT | PASSING | ATT | CMP | YDS | SK/YD | TD | LG | INT | |
| B.Favre | 29 | 16 | 212 | 1/6 | 1 | 37 | 3 | 50.4 | A.Rodgers | 34 | 21 | 295 | 0/0 | 2 | 45 | 2 | 84.8 |
| Total | 29 | 16 | 212 | 1/6 | 1 | 37 | 3 | 50.4 | M.Flynn | 1 | 0 | 0/0 | 0 | 0 | 0 | 0 | 39.6 |
| PASS RECEIVING | NO | YDS | AVG | LG | TD | PASS RECEIVING | NO | YDS | AVG | LG | TD | | | | | | |
| P.Harvin | 5 | 65 | 13.0 | 37 | 0 | G.Jennings | 6 | 74 | 12.3 | 24 | 1 | | | | | | |
| R.Moss | 3 | 30 | 10.0 | 13 | 1 | J.Jones | 4 | 107 | 26.8 | 45 | 0 | | | | | | |
| V.Shiancoe | 3 | 30 | 10.0 | 14 | 0 | J.Nelson | 4 | 25 | 6.3 | 8 | 0 | | | | | | |
| A.Peterson | 2 | 41 | 20.5 | 26 | 0 | B.Jackson | 3 | 46 | 15.3 | 36 | 0 | | | | | | |
| B.Berrian | 1 | 30 | 30.0 | 30 | 0 | D.Lee | 2 | 27 | 13.5 | 16 | 0 | | | | | | |
| J.Kleinasser | 1 | 10 | 10.0 | 10 | 0 | A.Quarless | 2 | 16 | 8.0 | 9t | 1 | | | | | | |
| T.Gerhart | 1 | 6 | 6.0 | 6 | 0 | Total | 21 | 295 | 14.0 | 45 | 2 | | | | | | |
| Total | 16 | 212 | 13.3 | 37 | 1 | Total | 21 | 295 | 14.0 | 45 | 2 | | | | | | |
| INTERCEPTIONS | NO | YDS | AVG | LG | TD | INTERCEPTIONS | NO | YDS | AVG | LG | TD | | | | | | |
| J.Allen | 1 | 4 | 4.0 | 4 | 0 | D.Bishop | 1 | 32 | 32.0 | 32t | 1 | | | | | | |
| M.Williams | 1 | 0 | 0.0 | 0 | 0 | A.Hawk | 1 | 21 | 21.0 | 21 | 0 | | | | | | |
| Total | 2 | 4 | 2.0 | 4 | 0 | N.Collins | 1 | 3 | 3.0 | 3 | 0 | | | | | | |
| PUNTING | NO | YDS | AVG | NET | TB | IN20 | LG | PUNTING | NO | YDS | AVG | NET | TB | IN20 | LG | | |
| C.Kluew | 2 | 100 | 50.0 | 45.0 | 0 | 0 | 50 | T.Masthay | 2 | 90 | 45.0 | 38.5 | 0 | 1 | 51 | | |
| Total | 2 | 100 | 50.0 | 45.0 | 0 | 0 | 50 | Total | 2 | 90 | 45.0 | 38.5 | 0 | 1 | 51 | | |
| PUNT RETURNS | NO | YDS | AVG | FC | LG | TD | PUNT RETURNS | NO | YDS | AVG | FC | LG | TD | | | | |
| G.Camarillo | 1 | 13 | 13.0 | 1 | 13 | 0 | T.Williams | 2 | 10 | 5.0 | 0 | 9 | 0 | | | | |
| Returns | 1 | 13 | 13.0 | 1 | 13 | 0 | Returns | 2 | 10 | 5.0 | 0 | 9 | 0 | | | | |
| KICK RETURNS | NO | YDS | AVG | FC | LG | TD | KICK RETURNS | NO | YDS | AVG | FC | LG | TD | | | | |
| P.Harvin | 3 | 81 | 27.0 | 0 | 48 | 0 | P.Lee | 5 | 104 | 20.8 | 0 | 30 | 0 | | | | |
| J.Brinkley | 1 | 2 | 2.0 | 0 | 2 | 0 | Returns | 5 | 104 | 20.8 | 0 | 30 | 0 | | | | |
| J.Kennedy | 1 | 0 | 0.0 | 0 | 0 | 0 | Total | 1 | 0 | 0.0 | 0 | 0 | 0 | | | | |
| Returns | 5 | 83 | 16.6 | 0 | 48 | 0 | Total | 1 | 0 | 0.0 | 0 | 0 | 0 | | | | |
| FUMBLES | FumLost | Rec | Yds | TD | FF | Rec | Yds | TD | FumLost | Rec | Yds | TD | FF | Rec | Yds | TD | |
| J.Kennedy | 1 | 0 | 0 | 0 | 0 | 0 | 0 | 0 | B.Jackson | 1 | 0 | 0 | 0 | 0 | 0 | 0 | |
| J.Kleinasser | 0 | 0 | 0 | 0 | 0 | 0 | 0 | 0 | Total | 1 | 0 | 0 | 0 | 0 | 0 | 0 | |
| C.Greenway | 0 | 0 | 0 | 0 | 1 | 0 | 0 | 0 | Total | 1 | 0 | 0 | 0 | 0 | 0 | 0 | |
| Total | 1 | 0 | 1 | 0 | 1 | 0 | 0 | 0 | Total | 1 | 0 | 0 | 0 | 0 | 0 | 0 | |

| Minnesota Vikings | | | | | Green Bay Packers | | | | | | | | | | | |
|-------------------|-----|-----|------|-------|-------------------|----------------|--------------|-----------|-----------|------|------|------|-------|------|----|-----|
| RUSHING | ATT | YDS | AVG | LG | TD | RUSHING | ATT | YDS | AVG | LG | TD | | | | | |
| A.Peterson | 28 | 131 | 4.7 | 17 | 1 | B.Jackson | 13 | 58 | 4.5 | 14 | 1 | | | | | |
| P.Harvin | 3 | 41 | 13.7 | 17 | 1 | A.Rodgers | 3 | 14 | 4.7 | 11 | 0 | | | | | |
| T.Gerhart | 5 | 24 | 4.8 | 11 | 0 | J.Kuhn | 7 | 12 | 1.7 | 4 | 0 | | | | | |
| Total | 36 | 196 | 5.4 | 17 | 2 | Total | 23 | 84 | 3.7 | 14 | 1 | | | | | |
| PASSING | ATT | CMP | YDS | SK/YD | TD | LG | INT | RT | PASSING | ATT | CMP | YDS | SK/YD | TD | LG | INT |
| B.Favre | 29 | 16 | 212 | 1/6 | 1 | 37 | 3 | 50.4 | A.Rodgers | 34 | 21 | 295 | 0/0 | 2 | 45 | 2 |
| Total | 29 | 16 | 212 | 1/6 | 1 | 37 | 3 | 50.4 | M.Flynn | 1 | 0 | 0/0 | 0 | 0 | 0 | 0 |
| PASS RECEIVING | NO | YDS | AVG | LG | TD | PASS RECEIVING | NO | YDS | AVG | LG | TD | | | | | |
| P.Harvin | 5 | 65 | 13.0 | 37 | 0 | G.Jennings | 6 | 74 | 12.3 | 24 | 1 | | | | | |
| R.Moss | 3 | 30 | 10.0 | 13 | 1 | J.Jones | 4 | 107 | 26.8 | 45 | 0 | | | | | |
| V.Shiancoe | 3 | 30 | 10.0 | 14 | 0 | J.Nelson | 4 | 25 | 6.3 | 8 | 0 | | | | | |
| A.Peterson | 2 | 41 | 20.5 | 26 | 0 | B.Jackson | 3 | 46 | 15.3 | 36 | 0 | | | | | |
| B.Berrian | 1 | 30 | 30.0 | 30 | 0 | D.Lee | 2 | 27 | 13.5 | 16 | 0 | | | | | |
| J.Kleinasser | 1 | 10 | 10.0 | 10 | 0 | A.Quarless | 2 | 16 | 8.0 | 9t | 1 | | | | | |
| T.Gerhart | 1 | 6 | 6.0 | 6 | 0 | Total | 21 | 295 | 14.0 | 45 | 2 | | | | | |
| Total | 16 | 212 | 13.3 | 37 | 1 | Total | 21 | 295 | 14.0 | 45 | 2 | | | | | |
| INTERCEPTIONS | NO | YDS | AVG | LG | TD | INTERCEPTIONS | NO | YDS | AVG | LG | TD | | | | | |
| J.Allen | 1 | 4 | 4.0 | 4 | 0 | D.Bishop | 1 | 32 | 32.0 | 32t | 1 | | | | | |
| M.Williams | 1 | 0 | 0.0 | 0 | 0 | A.Hawk | 1 | 21 | 21.0 | 21 | 0 | | | | | |
| Total | 2 | 4 | 2.0 | 4 | 0 | N.Collins | 1 | 3 | 3.0 | 3 | 0 | | | | | |
| PUNTING | NO | YDS | AVG | NET | TB | IN20 | LG | PUNTING | NO | YDS | AVG | NET | TB | IN20 | LG | |
| C.Kluew | 2 | 100 | 50.0 | 45.0 | 0 | 0 | 50 | T.Masthay | 2 | 90 | 45.0 | 38.5 | 0 | 1 | 51 | |
| Total | 2 | 100 | 50.0 | 45.0 | 0 | 0 | 50 | Total | 2 | 90 | 45.0 | 38.5 | 0 | 1 | 51 | |
| PUNT RETURNS | NO | YDS | AVG | FC | LG | TD | PUNT RETURNS | NO | YDS | AVG | FC | LG | TD | | | |
| G.Camarillo | 1 | 13 | 13.0 | 1 | 13 | 0 | T.Williams | 2 | 10 | 5.0 | 0 | 9 | 0 | | | |
| Returns | 1 | 13 | 13.0 | 1 | 13 | 0 | Returns | 2 | 10 | 5.0 | 0 | 9 | 0 | | | |
| KICK RETURNS | NO | YDS | AVG | FC | LG | TD | KICK RETURNS | NO | YDS | AVG | FC | LG | TD | | | |
| P.Harvin | 3 | 81 | 27.0 | 0 | 48 | 0 | P.Lee | 5 | 104 | 20.8 | 0 | 30 | 0 | | | |
| J.Brinkley | 1 | 2 | 2.0 | 0 | 2 | 0 | Returns | 5 | 104 | 20.8 | 0 | 30 | | | | |

EAST RUTHERFORD, N.J. (AP)—It appeared Rex Ryan might have been on to something with all that Super Bowl talk. The New York Jets came in tied for the NFL's best record, had a five-game winning streak and were fresh off a bye week.

Mason Crosby kicked three field goals for Green Bay, and that was all the Packers needed as they held the Jets off the scoreboard for a 9-0 victory Sunday.

Sure, it's only one game, but for a team with dreams of a championship parade, this was a stunner. Not so much that the Jets (5-2) lost to a good, but banged-up Packers (5-3) team. It was the way it went down that was disturbing.

Mark Sanchez and the Jets' offense couldn't get much of anything going with some costly misfires and drops on a windy day, along with a couple of questionable calls by officials. Nick Folk missed a field goal, and punter Steve Weatherford failed to convert a fake on fourth-and-18 early in the game on a call overturned by a video replay.

Seven penalties and three turnovers didn't help the Jets, who were shut out for the first time since a 10-0 loss to Chicago on Nov. 19, 2006, at home. The Jets had a nice drive end in the fourth quarter when Dustin Keller caught a pass, rolled and then had the ball grabbed out of his hands by Charles Woodson. The Packers cornerback jogged into the end zone while several players on both teams looked around bewildered. Woodson was ruled down by contact at the Packers' 43.

Replays showed it likely should not have been an interception, but New York was out of challenges after using both in the first half. The Packers capitalized on the turnover as Crosby gave them a 6-0 lead with a 41-yard field goal with 6:36 remaining.

The Jets had another promising drive short-circuited in the second quarter when Tramon Williams ripped the ball out of Jerricho Cotchery's hands for an interception while the two were on the ground. The play was challenged by Ryan, but upheld by replay review.

Even with all that, New York still had a chance to win in the closing minutes. After turning the ball over on downs, the Jets held the Packers to a three-and-out and tried to finally get into the end zone trailing 6-0 with less than 4 minutes left.

Following a 5-yard run by LaDainian Tomlinson, Cotchery couldn't hold onto a long pass from Sanchez, who was sacked on the next play by Clay Matthews. Sanchez then threw incomplete to Braylon Edwards, and the Packers took over.

Crosby sealed it with a 40-yard field goal with 27 seconds left. Rodgers, whom coach Mike McCarthy said sprained an ankle during the game, finished 15-of-34 for 170 yards. Sanchez was 16-of-38 for 256 yards and two interceptions and had at least four passes dropped by receivers.

Despite missing several starters and losing wide receiver Donald Driver, who reagravated a quadriceps injury in the first half, the Packers hung in against the Jets' tough defense.

OFFICIALS — Referee: Jeff Triplett (42); Umpire: Jeff Rice (44); Head Linesman: Wayne Mackie (106); Line Judge: Jeff Bergman (32); Field Judge: Scott Steenson (88); Side Judge: David Wyatt (16); Back Judge: Steve Freeman (133); Replay Official: Bob Boylston

STARTING LINEUPS

Green Bay Packers

New York Jets

FIELD GOALS (made / & missed)

GREEN BAY DEFENSIVE STATISTICS (official)

GREEN BAY DEFENSIVE STATISTICS (official)

GREEN BAY DEFENSIVE STATISTICS (official)

GREEN BAY DEFENSIVE STATISTICS (official)

GREEN BAY DEFENSIVE STATISTICS (official)

GREEN BAY DEFENSIVE STATISTICS (official)

GREEN BAY DEFENSIVE STATISTICS (official)

Statistical table for Green Bay Packers: Rushing (B.Jackson 15, A.Rodgers 3), Passing (A.Rodgers 34), Punting (T.Masthay 8), Penalties (Total 26), Field Goals (Crosby 3), and Interceptions (Total 2).

Statistical table for New York Jets: Rushing (L.Tomlinson 16, M.Sanchez 6), Passing (M.Sanchez 38), Punting (S.Weatherford 5), Penalties (Total 34), Field Goals (Total 0), and Interceptions (Total 1).

Statistical table for Green Bay Packers: Punting (T.Masthay 8), Penalties (Total 26), Field Goals (Crosby 3), and Interceptions (Total 2).

Statistical table for New York Jets: Punting (S.Weatherford 5), Penalties (Total 34), Field Goals (Total 0), and Interceptions (Total 1).

Statistical table for Green Bay Packers: Punting (T.Masthay 8), Penalties (Total 26), Field Goals (Crosby 3), and Interceptions (Total 2).

Statistical table for New York Jets: Punting (S.Weatherford 5), Penalties (Total 34), Field Goals (Total 0), and Interceptions (Total 1).

GREEN BAY 45, DALLAS 7

Lambeau Field, Sunday, Nov. 7, 2010. Attendance: 70,913. Time: 2:57. Weather: 43° F, Humidity: 62 percent, Wind: S 3 mph. GAME 9

GREEN BAY, Wis. (AP)—Every time it seemed as though the Dallas Cowboys hit their low point, Aaron Rodgers and the Green Bay Packers knocked them down another notch. Rodgers threw for 289 yards and three touchdowns. Brandon Jackson scored twice and Green Bay routed the free-falling Cowboys 45-7 on Sunday night.

It was a new nadir in a lost season for the Cowboys (1-7), who came into 2010 with Super Bowl aspirations. And it's sure to kick off a new round of speculation about the future of coach Wade Phillips, despite recent statements from team owner Jerry Jones that a midseason firing was unlikely. James Jones caught eight passes for 123 yards and a touchdown for the Packers (6-3), who have won three straight.

Packers coach Mike McCarthy said he expected his team to play well—but even he was surprised at the lopsided result. Green Bay's Clay Matthews added a final dose of embarrassment in the fourth quarter, picking off a pass from Jon Kitna and running it back 62 yards for a touchdown.

Dallas fell behind 28-0 late in the second quarter, giving up three long touchdown drives before tumbling away a kickoff that was returned for a TD by Nick Collins.

Return man Bryan McCann appeared to be down before he gave the ball away—but the Cowboys didn't have any timeouts left, so they weren't able to challenge the call.

It was just another misstep in a colossal downward spiral for the Cowboys. Meanwhile, the Packers continued to show how a team with Super Bowl expectations is supposed to handle a disappointing start to the season. It was an impressive performance by Rodgers, who hadn't been playing up to his own high standards earlier this year.

Green Bay has won three in a row after opening 3-3, including an emotional Sunday night home win over Brett Favre and the Vikings followed by a 9-0 road shutout of the New York Jets last week. Beating the talented but troubled Cowboys gives the Packers another boost of momentum heading into their bye week.

About the only serious mistake for the Packers was a personal foul penalty on Collins, flagged for a helmet-to-helmet hit on Cowboys receiver Roy Williams in the third quarter.

Longtime Packers receiver Donald Driver sat out with a quadriceps injury, but Jones and Greg Jennings were able to pick up the slack in the passing game. Jennings had seven catches for 80 yards and a touchdown.

OFFICIALS — Referee: Walt Coleman (65); Umpire: Roy Ellison (81); Head Linesman: Ed Camp (134); Line Judge: Michael Spanier (90);

Field Judge: Greg Gautreaux (80); Side Judge: Rick Patterson (15); Back Judge: Greg Yette (38); Replay Official: Terry Sullivan

STARTING LINEUPS

Dallas Cowboys

| | Offense | Defense | |
|----|------------------|---------|-----------------|
| WR | 11 R. Williams | LE | 96 M. Spears |
| LT | 68 D. Free | RT | 90 J. Ratliff |
| LG | 63 K. Kosier | RE | 72 J. Bowlen |
| C | 65 A. Gurode | SLB | 93 A. Spencer |
| RG | 70 L. Davis | MLB | 56 B. James |
| RT | 75 M. Colombo | MLB | 51 K. Brookins |
| TE | 82 J. Witten | WLB | 94 D. Ware |
| WR | 19 M. Austin | LCB | 41 T. Newman |
| QB | 3 J. Kitna | RCB | 21 M. Jenkins |
| RB | 24 M. Barber | FS | 20 A. Ball |
| FB | 44 C. Gronkowski | CB | 32 O. Scandrick |

Green Bay Packers

| | Offense | Defense | |
|----|----------------|---------|----------------|
| WR | 85 G. Jennings | LDE | 79 R. Pickett |
| LT | 76 C. Clifton | NT | 90 B. Raji |
| LG | 73 D. Colledge | ROE | 77 C. Jenkins |
| C | 63 S. Wells | LOLB | 52 C. Matthews |
| RG | 71 J. Stton | BLB | 50 A. Hawk |
| RT | 75 B. Bulaga | MLB | 55 D. Bishop |
| TE | 86 D. Lee | ROLB | 58 F. Zombo |
| WR | 87 J. Nelson | LCB | 21 C. Woodson |
| QB | 89 J. Jones | RCB | 38 T. Williams |
| RB | 12 A. Rodgers | SS | 26 C. Peprah |
| FB | 32 B. Jackson | FS | 36 N. Collins |

GREEN BAY SUBSTITUTIONS — K 2 M. Crosby, P 8 T. Masthay, RB 16 B. Swain, WR 16 B. Swain, S 20 A. Bigby, RB 23 D. Nance, CB 24 J. Bush, S 27 A. Smith, CB 28 B. Underwood, RB 30 K. Hall, CB 37 S. Shields, RB 45 J. Johnson, LB 53 D. Briggs, LB 54 B. Chiller, LB 61 B. Goode, TG 70 T. Lang, CG 72 J. Spitz, TE 93 E. Walden, LB 93 E. Walden, DT 95 H. Green, DE 98 C. Wilson.

INACTIVES — CB 22 P. Lee, LB 49 R. Francois, T 65 M. Tauscher, G 67 N. McDonald, G 77 M. McDonough, WR 80 D. Driver, TE 81 A. Quarless, DE 94 J. Wynn.

FIELD GOALS (made () & missed)

| | 1 | 2 | 3 | 4 | OT | Total |
|-------------------|---|---|----|---|----|-------|
| Dallas Cowboys | 0 | 7 | 0 | 0 | - | 7 |
| Green Bay Packers | 0 | 0 | 28 | 7 | 10 | 45 |

| Team | Qtr | Time | Play Description (Extra Point) (Drive Info) | Visitor | Home |
|---------|-----|-------|---|---------|------|
| Packers | 2 | 14:15 | B. Jackson 9 yd. pass from A. Rodgers (M. Crosby kick) (8-63, 3:20) | 0 | 7 |
| Packers | 2 | 8:26 | B. Jackson 2 yd. run (M. Crosby kick) (7-80, 3:52) | 0 | 14 |
| Packers | 2 | 2:13 | G. Jennings 8 yd. pass from A. Rodgers (M. Crosby kick) (10-93, 4:56) | 0 | 21 |
| Packers | 2 | 0:04 | N. Collins 26 yd. fumble return (M. Crosby kick) | 0 | 28 |
| Cowboys | 2 | 0:16 | D. Bryant 2 yd. pass from J. Kitna (D. Buehler kick) (7-60, 1:48) | 7 | 28 |
| Packers | 3 | 8:38 | J. Jones 10 yd. pass from A. Rodgers (M. Crosby kick) (8-63, 3:13) | 7 | 35 |
| Packers | 4 | 13:08 | M. Crosby 26 yd. Field Goal (16-80, 9:13) | 7 | 38 |
| Packers | 4 | 11:07 | C. Matthews 62 yd. interception return (M. Crosby kick) | 7 | 45 |

GREEN BAY DEFENSIVE STATISTICS (official)

| UT | A | TEL | TI | Sck | QBH | FF | FR | Int | PD | Total |
|---------------|-----------|-----------|----------|-----------|-------------|----------|----------|----------|------------|----------|
| T. Williams | 6 | 0 | 6 | 0-0 | 1 | 0 | 0 | 0 | 0-0 | 0 |
| F. Zombo | 4 | 2 | 1 | 0-0 | 1 | 0 | 0 | 0 | 0-0 | 0 |
| C. Woodson | 4 | 2 | 5 | 1-3 | 1 | 1 | 0 | 0-0 | 0 | 0 |
| C. Matthews | 3 | 2 | 5 | 1-8 | 3 | 0 | 0 | 1-621 | 1 | 0 |
| D. Bishop | 3 | 1 | 0 | 4-15 | 1 | 0 | 0 | 0 | 0-0 | 0 |
| N. Collins | 3 | 1 | 0 | 4-0 | 0 | 0 | 0 | 0 | 0-0 | 0 |
| C. Jenkins | 2 | 2 | 1 | 4-0 | 0 | 0 | 0 | 0 | 0-0 | 0 |
| A. Hawk | 2 | 1 | 0 | 3-0 | 0 | 0 | 0 | 0 | 0-0 | 1 |
| C. Wilson | 2 | 1 | 0 | 3-1 | 1 | 0 | 0 | 0 | 0-0 | 0 |
| Totals | 40 | 15 | 8 | 55 | 4-17 | 7 | 2 | 0 | 0-2 | 6 |

| Green Bay Packers | | Dallas Cowboys | | Green Bay Packers | |
|------------------------|-----|----------------|------|-------------------|-----|
| RUSHING | YDS | ATT | YDS | RUSHING | YDS |
| J. Kuhn | 17 | 13 | 50 | J. Kuhn | 17 |
| B. Jackson | 14 | 13 | 42 | B. Jackson | 14 |
| A. Rodgers | 27 | 5 | 41 | A. Rodgers | 27 |
| D. Nance | 5 | 4 | 15 | D. Nance | 5 |
| Total | 35 | 35 | 138 | Total | 35 |
| PASSING | YDS | ATT | CMP | PASSING | YDS |
| A. Rodgers | 33 | 34 | 27 | A. Rodgers | 33 |
| M. Flynn | 0 | 0 | 0 | M. Flynn | 0 |
| Total | 289 | 35 | 27 | Total | 289 |
| RECEIVING | NO | YDS | AVG | RECEIVING | NO |
| J. Jones | 8 | 123 | 15.4 | J. Jones | 8 |
| G. Jennings | 7 | 80 | 11.4 | G. Jennings | 7 |
| J. Nelson | 4 | 42 | 10.5 | J. Nelson | 4 |
| B. Jackson | 2 | 16 | 6.5 | B. Jackson | 2 |
| J. Kuhn | 2 | 12 | 6.0 | J. Kuhn | 2 |
| T. Crabtree | 1 | 4 | 4.0 | T. Crabtree | 1 |
| B. Swain | 1 | 2 | 2.0 | B. Swain | 1 |
| Total | 27 | 289 | 10.7 | Total | 27 |
| INTERCEPTIONS | NO | YDS | AVG | INTERCEPTIONS | NO |
| C. Matthews | 1 | 62 | 62.0 | C. Matthews | 1 |
| S. Shields | 1 | 0 | 0.0 | S. Shields | 1 |
| Total | 2 | 62 | 31.0 | Total | 2 |
| PUNTING | NO | YDS | AVG | PUNTING | NO |
| T. Masthay | 2 | 99 | 49.5 | T. Masthay | 2 |
| Total | 2 | 99 | 49.5 | Total | 2 |
| PUNT RETURNS | NO | YDS | AVG | PUNT RETURNS | NO |
| T. Williams | 5 | 22 | 4.4 | T. Williams | 5 |
| (back) | 1 | 0 | 0.0 | (back) | 1 |
| Returns | 5 | 22 | 4.4 | Returns | 5 |
| KICK RETURNS | NO | YDS | AVG | KICK RETURNS | NO |
| B. McCann | 5 | 139 | 27.8 | B. McCann | 5 |
| T. Choice | 1 | 22 | 22.0 | T. Choice | 1 |
| S. Chandler (out/bnds) | 1 | 11 | 11.0 | S. Chandler | 1 |
| Returns | 7 | 172 | 24.6 | Returns | 7 |
| FUMBLES | Fum | Lost | Rec | FUMBLES | Fum |
| J. Kitna | 2 | 1 | 0 | J. Kitna | 2 |
| D. Bryant | 1 | 0 | 0 | D. Bryant | 1 |
| B. McCann | 1 | 1 | 0 | B. McCann | 1 |
| F. Jones | 0 | 0 | 2 | F. Jones | 0 |
| B. Church | 0 | 0 | 0 | B. Church | 0 |
| Total | 4 | 2 | 0 | Total | 4 |
| FUMBLE RETURNS | Fum | YDS | AVG | FUMBLE RETURNS | Fum |
| J. Kitna | 0 | 0 | 0 | J. Kitna | 0 |
| B. McCann | 0 | 0 | 0 | B. McCann | 0 |
| F. Jones | 0 | 2 | 2.0 | F. Jones | 0 |
| B. Church | 0 | 0 | 0 | B. Church | 0 |
| Total | 0 | 2 | 2.0 | Total | 0 |
| NET YARDS | YDS | NET | YDS | NET YARDS | YDS |
| D. Bryant | 2 | 4 | 2.0 | D. Bryant | 2 |
| Returns | 2 | 4 | 2.0 | Returns | 2 |
| Total | 4 | 8 | 4.0 | Total | 4 |
| PUNTING | NO | YDS | AVG | PUNTING | NO |
| M. McBriar | 6 | 317 | 52.8 | M. McBriar | 6 |
| Total | 6 | 317 | 52.8 | Total | 6 |
| PUNT RETURNS | NO | YDS | AVG | PUNT RETURNS | NO |
| D. Bryant | 2 | 4 | 2.0 | D. Bryant | 2 |
| Returns | 2 | 4 | 2.0 | Returns | 2 |
| Total | 2 | 4 | 2.0 | Total | 2 |
| KICK RETURNS | NO | YDS | AVG | KICK RETURNS | NO |
| B. McCann | 5 | 139 | 27.8 | B. McCann | 5 |
| T. Choice | 1 | 22 | 22.0 | T. Choice | 1 |
| S. Chandler (out/bnds) | 1 | 11 | 11.0 | S. Chandler | 1 |
| Returns | 7 | 172 | 24.6 | Returns | 7 |
| FUMBLES | Fum | Lost | Rec | FUMBLES | Fum |
| J. Kitna | 2 | 1 | 0 | J. Kitna | 2 |
| D. Bryant | 1 | 0 | 0 | D. Bryant | 1 |
| B. McCann | 1 | 1 | 0 | B. McCann | 1 |
| F. Jones | 0 | 0 | 2 | F. Jones | 0 |
| B. Church | 0 | 0 | 0 | B. Church | 0 |
| Total | 4 | 2 | 0 | Total | 4 |
| FUMBLE RETURNS | Fum | YDS | AVG | FUMBLE RETURNS | Fum |
| J. Kitna | 0 | 0 | 0 | J. Kitna | 0 |
| B. McCann | 0 | 0 | 0 | B. McCann | 0 |
| F. Jones | 0 | 2 | 2.0 | F. Jones | 0 |
| B. Church | 0 | 0 | 0 | B. Church | 0 |
| Total | 0 | 2 | 2.0 | Total | 0 |
| NET YARDS | YDS | NET | YDS | NET YARDS | YDS |
| D. Bryant | 2 | 4 | 2.0 | D. Bryant | 2 |
| Returns | 2 | 4 | 2.0 | Returns | 2 |
| Total | 4 | 8 | 4.0 | Total | 4 |

| Green Bay Packers | | Dallas Cowboys | | Green Bay Packers | |
|------------------------|-----|----------------|------|-------------------|-----|
| RUSHING | YDS | ATT | YDS | RUSHING | YDS |
| J. Kuhn | 17 | 13 | 50 | J. Kuhn | 17 |
| B. Jackson | 14 | 13 | 42 | B. Jackson | 14 |
| A. Rodgers | 27 | 5 | 41 | A. Rodgers | 27 |
| D. Nance | 5 | 4 | 15 | D. Nance | 5 |
| Total | 35 | 35 | 138 | Total | 35 |
| PASSING | YDS | ATT | CMP | PASSING | YDS |
| A. Rodgers | 33 | 34 | 27 | A. Rodgers | 33 |
| M. Flynn | 0 | 0 | 0 | M. Flynn | 0 |
| Total | 289 | 35 | 27 | Total | 289 |
| RECEIVING | NO | YDS | AVG | RECEIVING | NO |
| J. Jones | 8 | 123 | 15.4 | J. Jones | 8 |
| G. Jennings | 7 | 80 | 11.4 | G. Jennings | 7 |
| J. Nelson | 4 | 42 | 10.5 | J. Nelson | 4 |
| B. Jackson | 2 | 16 | 6.5 | B. Jackson | 2 |
| J. Kuhn | 2 | 12 | 6.0 | J. Kuhn | 2 |
| T. Crabtree | 1 | 4 | 4.0 | T. Crabtree | 1 |
| B. Swain | 1 | 2 | 2.0 | B. Swain | 1 |
| Total | 27 | 289 | 10.7 | Total | 27 |
| INTERCEPTIONS | NO | YDS | AVG | INTERCEPTIONS | NO |
| C. Matthews | 1 | 62 | 62.0 | C. Matthews | 1 |
| S. Shields | 1 | 0 | 0.0 | S. Shields | 1 |
| Total | 2 | 62 | 31.0 | Total | 2 |
| PUNTING | NO | YDS | AVG | PUNTING | NO |
| T. Masthay | 2 | 99 | 49.5 | T. Masthay | 2 |
| Total | 2 | 99 | 49.5 | Total | 2 |
| PUNT RETURNS | NO | YDS | AVG | PUNT RETURNS | NO |
| T. Williams | 5 | 22 | 4.4 | T. Williams | 5 |
| (back) | 1 | 0 | 0.0 | (back) | 1 |
| Returns | 5 | 22 | 4.4 | Returns | 5 |
| KICK RETURNS | NO | YDS | AVG | KICK RETURNS | NO |
| B. McCann | 5 | 139 | 27.8 | B. McCann | 5 |
| T. Choice | 1 | 22 | 22.0 | T. Choice | 1 |
| S. Chandler (out/bnds) | 1 | 11 | 11.0 | S. Chandler | 1 |
| Returns | 7 | 172 | 24.6 | Returns | 7 |
| FUMBLES | Fum | Lost | Rec | FUMBLES | Fum |
| J. Kitna | 2 | 1 | 0 | J. Kitna | 2 |
| D. Bryant | 1 | 0 | 0 | D. Bryant | 1 |
| B. McCann | 1 | 1 | 0 | B. McCann | 1 |
| F. Jones | 0 | 0 | 2 | F. Jones | 0 |
| B. Church | 0 | 0 | 0 | B. Church | 0 |
| Total | 4 | 2 | 0 | Total | 4 |
| FUMBLE RETURNS | Fum | YDS | AVG | FUMBLE RETURNS | Fum |
| J. Kitna | 0 | 0 | 0 | J. Kitna | 0 |
| B. McCann | 0 | 0 | 0 | B. McCann | 0 |
| F. Jones | 0 | 2 | 2.0 | F. Jones | 0 |
| B. Church | 0 | 0 | 0 | B. Church | 0 |
| Total | 0 | 2 | 2.0 | Total | 0 |
| NET YARDS | YDS | NET | YDS | NET YARDS | YDS |
| D. Bryant | 2 | 4 | 2.0 | D. Bryant | 2 |
| Returns | 2 | 4 | 2.0 | Returns | 2 |
| Total | 4 | 8 | 4.0 | Total | 4 |
| PUNTING | NO | YDS | AVG | PUNTING | NO |
| M. McBriar | 6 | 317 | 52.8 | M. McBriar | 6 |
| Total | 6 | 317 | 52.8 | Total | 6 |
| PUNT RETURNS | NO | YDS | AVG | PUNT RETURNS | NO |
| D. Bryant | 2 | 4 | 2.0 | D. Bryant | 2 |
| Returns | 2 | 4 | 2.0 | Returns | 2 |
| Total | 2 | 4 | 2.0 | Total | 2 |
| KICK RETURNS | NO | YDS | AVG | KICK RETURNS | NO |
| B. McCann | 5 | 139 | 27.8 | B. McCann | 5 |
| T. Choice | 1 | 22 | 22.0 | T. Choice | 1 |
| S. Chandler (out/bnds) | 1 | 11 | 11.0 | S. Chandler | 1 |
| Returns | 7 | 172 | 24.6 | Returns | 7 |
| FUMBLES | Fum | Lost | Rec | FUMBLES | Fum |
| J. Kitna | 2 | 1 | 0 | J. Kitna | 2 |
| D. Bryant | 1 | 0 | 0 | D. Bryant | 1 |
| B. McCann | 1 | 1 | 0 | B. McCann | 1 |
| F. Jones | 0 | 0 | 2 | F. Jones | 0 |
| B. Church | 0 | 0 | 0 | B. Church | 0 |
| Total | 4 | 2 | 0 | Total | 4 |
| FUMBLE RETURNS | Fum | YDS | AVG | FUMBLE RETURNS | Fum |
| J. Kitna | 0 | 0 | 0 | J. Kitna | 0 |
| B. McCann | 0 | 0 | 0 | B. McCann | 0 |
| F. Jones | 0 | 2 | 2.0 | F. Jones | 0 |
| B. Church | 0 | 0 | 0 | B. Church | 0 |
| Total | 0 | 2 | 2.0 | Total | 0 |
| NET YARDS | YDS | NET | YDS | NET YARDS | YDS |
| D. Bryant | 2 | 4 | 2.0 | D. Bryant | 2 |
| Returns | 2 | 4 | 2.0 | Returns | 2 |
| Total | 4 | 8 | 4.0 | Total | 4 |

| Green Bay Packers | | Dallas Cowboys | | Green Bay Packers | |
|-------------------|-----|----------------|------|-------------------|-----|
| RUSHING | YDS | ATT | YDS | RUSHING | YDS |
| J. Kuhn | 17 | 13 | 50 | J. Kuhn | 17 |
| B. Jackson | 14 | 13 | 42 | B. Jackson | 14 |
| A. Rodgers | 27 | 5 | 41 | A. Rodgers | 27 |
| D. Nance | 5 | 4 | 15 | D. Nance | 5 |
| Total | 35 | 35 | 138 | Total | 35 |
| PASSING | YDS | ATT | CMP | PASSING | YDS |
| A. Rodgers | 33 | 34 | 27 | A. Rodgers | 33 |
| M. Flynn | 0 | 0 | 0 | M. Flynn | 0 |
| Total | 289 | 35 | 27 | Total | 289 |
| RECEIVING | NO | YDS | AVG | RECEIVING | NO |
| J. Jones | 8 | 123 | 15.4 | J. Jones | 8 |
| G. Jennings | 7 | 80 | 11.4 | G. Jennings | 7 |
| J. Nelson | 4 | 42 | 10.5 | J. Nelson | 4 |
| B. Jackson | 2 | 16 | 6.5 | B. Jackson | 2 |
| J. Kuhn | 2 | | | | |

GREEN BAY 31, MINNESOTA 3

MINNEAPOLIS (AP)—Brett Favre looked ready for retirement, with six likely meaningless games now left for Minnesota in the epilogue of his 20-year career.

Aaron Rodgers and Green Bay's swarming defense sure made it clear who's in charge of this Packers-Vikings rivalry fight right now. Rodgers went 22 for 31 for 301 yards, with three of his four touchdown passes going to Greg Jennings. He beat Favre for the second time this season and sent Green Bay to a 31-3 victory over what had been one of the best teams in the NFL in Minnesota on Sunday.

The Packers (7-3) emerged fresh from their bye week and kept pace in the NFC North race with the Chicago Bears (7-3), ruining any realistic hope the Vikings (3-7) had left for another shot at the Super Bowl.

Instead, this "100th meeting between these border-state rivals, likely the last for the 41-year-old Favre, was marked by costly turnovers, untimely penalties and even some sideline shouting by the frustrated Vikings.

Owner Zigi Wilf walked sternly out of a silent locker room without commenting. The Vikings also lost starting right guard Anthony Herrera to a season-ending knee injury. Childress said he didn't think the Vikings quit, but some players wondered aloud whether everyone's effort was there about the future of head coach Brad Childress.

As for Favre's future?

He insisted he's committed to the team and the rest of the season, despite failing to directly answer questions about whether he wants to finish it and vaguely saying he planned to "re-evaluate" the situation on Monday.

Tramon Williams intercepted Favre to stop a long Vikings drive, and Rodgers took the Packers the other way for a touchdown to James Jones in the final minute of the first half to give the visitors a 17-3 lead.

Favre and close friend Darrell Bevell, the offensive coordinator, were seen on TV snapping at each other on the sideline after the interception. Favre said he and Bevell were "fine" and said he'd have made the same throw again, crediting Williams—who's having a Pro Bowl-caliber season—for an exceptional play.

The "Go Pack Go!" cry from the Wisconsin transplants and travelers grew louder as the game went on, with Vikings fans getting in a few "Fire Childress!" chants for good measure.

With 10 players and five starters lost for the season on injured reserve, plus a stiff second-half schedule featuring a trip to NFC-leading Atlanta next week, McCarthy and the Packers have plenty of work in front of them.

But the steam and swagger they regained in their 28-24 win over the Vikings on Oct. 24 is making them look more like the Super Bowl contender they were purported to be this summer.

OFFICIALS — Referee: Clete Beckman (34); Umpire: Garth DeFelice (53); Head Linesman: Tony Veletri (36); Line Judge: Jeff Seeman (45); Field Judge: Mike Weir (50); Side Judge: Greg Meyer (78); Back Judge: Terrence Miles (111); Replay Official: Dick Creed

STARTING LINEUPS

| Green Bay Packers | | | | Minnesota Vikings | | | |
|-------------------|--------------------|--------------------|-------------------|-------------------|-------------------|------------------|--------------------|
| Offense | Defense | Offense | Defense | Offense | Defense | Offense | Defense |
| WR 85 G.Jennings | NT 90 B.Raji | WR 87 B.Berrian | LDE 91 R.Edwards | WR 76 C.Clifton | ROE 77 C.Jenkins | LT 74 B.McKinnie | NT 94 P.Williams |
| LG 73 D.Colledge | LOBL 52 C.Matthews | LG 74 S.Hutchinson | UT 93 K.Williams | C 63 S.Wells | BLB 50 A.Hawk | RG 64 A.Herrera | ROE 69 J.Allen |
| RT 71 J.Stilton | MLB 55 D.Bishop | RB 71 P.Loathholt | SLB 52 C.Greenway | TE 86 D.Lee | RB 75 B.Bulaga | TE 81 V.Shancoe | MLB 56 E.Henderson |
| WR 80 D.Driver | LCB 21 C.Woodson | WR 12 P.Harvin | WLB 51 B.Lauber | QB 12 A.Rodgers | RCB 38 T.Williams | QB 26 A.Winfield | LCB 26 A.Winfield |
| QB 12 A.Rodgers | SS 26 C.Peprah | QB 4 B.Favre | RCB 31 C.Cook | RB 32 B.Jackson | SS 36 M.Collins | FB 28 A.Peterson | SS 30 H.Abdullah |
| FB 45 Q.Johnson | DB 37 S.Shields | RB 48 S.Rice | SS 29 M.Williams | FB 32 B.Jackson | DB 37 S.Shields | RB 20 M.Williams | SS 20 M.Williams |

GREEN BAY SUBSTITUTIONS — K 2 M.Crosby, P 8 T.Masthay, OB 10 M.Flynn, WR 16 B.Swain, S 20 A.Bigby, CB 22 P.Lee, RB 23 D.Diancie, CB/S 24 J.Bush, S 27 A.Smith, RB 30 J.Kuhn, LB 54 B.Chillar, LB 57 M.Williams, LG 70 T.Lang, C/G 72 J.Spitz, DE/NT 79 R.Pickett, TE 81 A.Quarless, TE 83 T.Crabtree, WR 87 J.Nelson, WR 89 J.Jones, LB 95 H.Green, DE 98 C.Wilson.

INACTIVES — CB 28 B.Underwood, FB 35 K.Hall, TE 41 S.Haver, RB 44 J.Starks, LB 53 D.Briggs, G 67 N.McDonald, GT 74 M.Newhouse, DE 94 J.Wynn.

| FIELD GOALS (made () & missed) | | | (24) | | |
|---------------------------------|-------------------|------------|------|----|---|
| M.Crosby | (42) | R.Longwell | 1 | 2 | 3 |
| VISITOR: | Green Bay Packers | (24) | 0 | 17 | 7 |
| HOME: | Minnesota Vikings | (24) | 3 | 0 | 0 |

| Team | Qtr | Time | Play Description (Extra Point) (Drive Info) | Yds | Visitor | Home | Total |
|---------|-----|-------|--|-----|---------|------|-------|
| Vikings | 1 | 6:06 | R.Longwell 24 yd. Field Goal (10-77, 5:51) | 0 | 0 | 0 | 0 |
| Packers | 2 | 9:44 | M.Crosby 42 yd. Field Goal (7-54, 2:36) | 0 | 3 | 0 | 3 |
| Packers | 2 | 5:14 | G.Jennings 11 yd. pass from A.Rodgers (M.Crosby kick) (6-80, 3:29) | 10 | 0 | 0 | 3 |
| Packers | 2 | 0:05 | J.Jones 3 yd. pass from A.Rodgers (M.Crosby kick) (6-53, 0:58) | 17 | 0 | 0 | 3 |
| Packers | 3 | 12:01 | G.Jennings 46 yd. pass from A.Rodgers (M.Crosby kick) (6-73, 2:59) | 24 | 0 | 0 | 3 |
| Packers | 4 | 9:42 | G.Jennings 22 yd. pass from A.Rodgers (M.Crosby kick) (6-42, 3:32) | 31 | 0 | 0 | 3 |

| GREEN BAY DEFENSIVE STATISTICS (official) | | | | | | | | | |
|---|-----------|-----------|-----------|------------|-----------|----------|----------|----------|-------------|
| UT | A | TEL | TI | SOB | QBH | FF | FR | INT | PD |
| 7 | 1 | 0 | 8 | 0-0 | 1 | 0 | 0 | 0 | 1-14 |
| 7 | 1 | 2 | 8 | 0-0 | 2 | 1 | 0-0 | 0 | 0-2 |
| 6 | 2 | 0 | 8 | 0-0 | 0 | 0 | 0-0 | 0 | 0-0 |
| 6 | 2 | 0 | 7 | 0-0 | 0 | 0 | 0-0 | 0 | 0-0 |
| 6 | 1 | 0 | 7 | 0-0 | 0 | 0 | 0-0 | 0 | 0-0 |
| 6 | 1 | 0 | 7 | 0-0 | 1 | 1 | 0-0 | 0 | 0-0 |
| 4 | 1 | 2 | 5 | 1-1 | 2 | 0 | 0-0 | 0 | 0-0 |
| 2 | 3 | 1 | 5 | 0-0 | 2 | 0 | 0-0 | 0 | 1-14 |
| Totals | 45 | 13 | 58 | 1-1 | 10 | 1 | 0 | 1 | 1-14 |

Green Bay Packers

| RUSHING | ATT | YDS | AVG | LG | TD |
|-----------|-----|-----|-----|----|----|
| D.Mance | 12 | 37 | 3.1 | 11 | 0 |
| B.Jackson | 14 | 28 | 2.0 | 6 | 0 |
| A.Rodgers | 3 | 21 | 7.0 | 15 | 0 |
| M.Flynn | 1 | 5 | 5.0 | 5 | 0 |
| Total | 30 | 91 | 3.0 | 15 | 0 |

| PASSING | ATT | CMP | YDS | SK/YD | TD | LG | IN | RT |
|-----------|-----|-----|-----|-------|----|----|----|-------|
| A.Rodgers | 31 | 22 | 301 | 3/23 | 4 | 47 | 0 | 141.3 |
| M.Flynn | 1 | 1 | 5 | 0/0 | 0 | 5 | 0 | 87.5 |
| Total | 32 | 23 | 306 | 3/23 | 4 | 47 | 0 | 141.4 |

| PASS RECEIVING | NO | YDS | AVG | LG | TD |
|----------------|----|-----|------|----|----|
| G.Jennings | 7 | 152 | 21.7 | 47 | 3 |
| B.Jackson | 4 | 38 | 9.5 | 15 | 0 |
| D.Driver | 4 | 31 | 7.8 | 10 | 0 |
| J.Jones | 3 | 51 | 17.0 | 39 | 1 |
| J.Nelson | 3 | 20 | 6.7 | 8 | 0 |
| A.Quarless | 1 | 14 | 14.0 | 14 | 0 |
| D.Lee | 1 | 0 | 0.0 | 0 | 0 |
| Total | 23 | 306 | 13.3 | 47 | 4 |

| INTERCEPTIONS | NO | YDS | AVG | LG | TD |
|---------------|----|-----|------|----|----|
| T.Williams | 1 | 14 | 14.0 | 14 | 0 |
| Total | 1 | 14 | 14.0 | 14 | 0 |

| PUNTING | NO | YDS | AVG | NET | TB | IN20 | LG |
|-----------|----|-----|------|------|----|------|----|
| T.Masthay | 5 | 196 | 39.2 | 38.2 | 0 | 2 | 47 |
| Total | 5 | 196 | 39.2 | 38.2 | 0 | 2 | 47 |

| PUNT RETURNS | NO | YDS | AVG | FC | LG | TD |
|--------------|----|-----|-----|----|----|----|
| T.Williams | 2 | 12 | 6.0 | 1 | 13 | 0 |
| S.Shields | 0 | -1 | 0.0 | 0 | -1 | 0 |
| (downed) | 1 | 0 | 0.0 | 0 | 0 | 0 |
| (out/bnds) | 1 | 0 | 0.0 | 0 | 0 | 0 |
| Returns | 2 | 11 | 5.5 | 1 | 13 | 0 |

| KICK RETURNS | NO | YDS | AVG | FC | LG | TD |
|--------------|----|-----|------|----|----|----|
| S.Shields | 1 | 22 | 22.0 | 0 | 22 | 0 |
| J.Kuhn | 1 | 8 | 8.0 | 0 | 8 | 0 |
| Returns | 2 | 30 | 15.0 | 0 | 22 | 0 |

| FUMBLES | Fum | Lost | Rec | Yds | TD | FF | Rec | Yds | TD | Bs |
|-----------|-----|------|-----|-----|----|----|-----|-----|----|----|
| C.Woodson | 0 | 0 | 0 | 0 | 0 | 0 | 0 | 0 | 0 | 0 |
| A.Hawk | 0 | 0 | 0 | 0 | 0 | 0 | 0 | 0 | 0 | 0 |
| Total | 0 | 0 | 0 | 0 | 0 | 0 | 0 | 0 | 0 | 0 |

Minnesota Vikings

| RUSHING | ATT | YDS | AVG | LG | TD |
|-----------|-----|-----|-----|----|----|
| P.Harvin | 14 | 72 | 5.1 | 25 | 0 |
| B.Jackson | 2 | 18 | 9.0 | 16 | 0 |
| T.Gerhart | 1 | 3 | 3.0 | 3 | 0 |
| B.Favre | 1 | 0 | 0.0 | 0 | 0 |
| Total | 18 | 93 | 5.2 | 25 | 0 |

| PASSING | ATT | CMP | YDS | SK/YD | TD | LG | IN | RT |
|---------|-----|-----|-----|-------|----|----|----|------|
| B.Favre | 38 | 17 | 208 | 1/1 | 0 | 29 | 1 | 51.2 |
| Total | 38 | 17 | 208 | 1/1 | 0 | 29 | 1 | 51.2 |

| PASS RECEIVING | NO | YDS | AVG | LG | TD |
|----------------|----|-----|------|----|----|
| S.Rice | 3 | 56 | 18.7 | 20 | 0 |
| T.Gerhart | 3 | 41 | 13.7 | 19 | 0 |
| G.Camarillo | 3 | 27 | 9.0 | 17 | 0 |
| G.Lewis | 2 | 40 | 20.0 | 29 | 0 |
| P.Harvin | 2 | 12 | 6.0 | 9 | 0 |
| V.Shancoe | 2 | 6 | 3.0 | 6 | 0 |
| A.Peterson | 1 | 16 | 16.0 | 16 | 0 |
| M.Tahi | 1 | 10 | 10.0 | 10 | 0 |
| Total | 17 | 208 | 12.2 | 29 | 0 |

| INTERCEPTIONS | NO | YDS | AVG | LG | TD |
|---------------|----|-----|------|------|----|
| Total | 5 | 208 | 41.6 | 39.4 | 0 |

| PUNTING | NO | YDS | AVG | NET | TB | IN20 | LG |
|---------|----|-----|------|------|----|------|----|
| C.Klowe | 5 | 208 | 41.6 | 39.4 | 0 | 1 | 47 |
| Total | 5 | 208 | 41.6 | 39.4 | 0 | 1 | 47 |

| PUNT RETURNS | NO | YDS | AVG | FC | LG | TD |
|--------------|----|-----|-----|----|----|----|
| G.Camarillo | 1 | 5 | 5.0 | 3 | 5 | 0 |
| (out/bnds) | 1 | 0 | 0.0 | 0 | 0 | 0 |
| Returns | 1 | 5 | 5.0 | 3 | 5 | 0 |

| KICK RETURNS | NO | YDS | AVG | FC | LG | TD |
|--------------|----|-----|------|----|----|----|
| P.Harvin | 4 | 69 | 17.3 | 0 | 25 | 0 |
| J.Dugan | 2 | 8 | 4.0 | 0 | 5 | 0 |
| Returns | 6 | 77 | 12.8 | 0 | 25 | 0 |

| FUMBLES | Fum | Lost | Rec | Yds | TD | FF | Rec | Yds | TD | Bs |
|------------|-----|------|-----|-----|----|----|-----|-----|----|----|
| T.Gerhart | 1 | 1 | 0 | 0 | 0 | 0 | 0 | 0 | 0 | 0 |
| J.Sullivan | 1 | 0 | 0 | -3 | 0 | 0 | 0 | 0 | 0 | 0 |
| B.Favre | 0 | 0 | 0 | 0 | 0 | 0 | 0 | 0 | 0 | 0 |
| Total | 2 | 1 | -3 | 0 | 0 | 0 | 0 | 0 | 0 | 0 |

| FGS - PATs had blocked | | Visitor | | Home | |
|--|-------|---------|-------|-------|-------|
| Net Punting Average | | 38.2 | 39.4 | 38.2 | 39.4 |
| TOTAL RETURN YARDS (not inc. kickoffs) | | 25 | 5 | 25 | 5 |
| No. and Yards Punt Returns | | 2-30 | 1-5 | 2-30 | 1-5 |
| No. and Yards Kickoff Returns | | 2-11 | 6-77 | 2-11 | 6-77 |
| No. and Yards Interception Returns | | 1-14 | 0-0 | 1-14 | 0-0 |
| PENALTIES Number and Yards | | -1-5 | 6-50 | -1-5 | 6-50 |
| FUMBLES Number and Lost | | 0-0 | 2-1 | 0-0 | 2-1 |
| TOUCHDOWNS | | 4 | 0 | 4 | 0 |
| Rushing | | 0 | 0 | 0 | 0 |
| Passing | | 4 | 0 | 4 | 0 |
| EXTRA POINTS Made-Attempts | | 4-4 | 0-0 | 4-4 | 0-0 |
| Kicking Made-Attempts | | 4-4 | 0-0 | 4-4 | 0-0 |
| FIELD GOALS Made-Attempts | | 1-1 | 1-1 | 1-1 | 1-1 |
| RED-ZONE EFFICIENCY | | 2-2 | 100% | 2-2 | 100% |
| GOAL-TO-GO EFFICIENCY | | 1-1 | 100% | 1-1 | 100% |
| SAFETIES | | 3 | 0 | 3 | 0 |
| FINAL SCORE | | 33-16 | 26-44 | 33-16 | 26-44 |
| TIME OF POSSESSION | | 33:16 | 26:44 | 33:16 | 26:44 |

| TOTAL FIRST DOWNS | | Visitor | | Home | |
|--|---------|---------|---------|---------|---------|
| By Rushing | | 5 | 15 | 5 | 15 |
| By Passing | | 15 | 10 | 15 | 10 |
| By Penalty | | 0 | 0 | 0 | 0 |
| THIRD-DOWN EFFICIENCY | | 8-15 | 53% | 4-13 | 31% |
| FOURTH-DOWN EFFICIENCY | | 0-1 | 0% | 0-2 | 0% |
| TOTAL NET YARDS | | 374 | 300 | 374 | 300 |
| Total Offensive Plays | | 65 | 57 | 65 | 57 |
| Average gain per offensive play | | 5.8 | 5.3 | 5.8 | 5.3 |
| NET YARDS RUSHING | | 91 | 93 | 91 | 93 |
| Total Rushing Plays | | 30 | 18 | 30 | 18 |
| Average gain per rushing play | | 3.0 | 5.2 | 3.0 | 5.2 |
| Tackles for a loss-number and yards | | 3-10 | 2-6 | 3-10 | 2-6 |
| NET YARDS PASSING | | 283 | 207 | 283 | 207 |
| Times thrown - yards lost att. to pass | | 3-23 | 1-1 | 3-23 | 1-1 |
| Gross yards passing | | 306 | 208 | 306 | 208 |
| PASS ATT-COMP-INT | | 32-23-0 | 38-17-1 | 32-23-0 | 38-17-1 |
| KICKOFFS Number-In EZ-Touchbacks |</ | | | | |

| RUSHING | | ATT | YDS | AVG | LG | TD | | | | |
|----------------|----|-----|------|---------|-------|----|-----|-------|-------|-----|
| A.Rodgers | 12 | 51 | 4.3 | 11 | 1 | | | | | |
| B.Jackson | 10 | 26 | 2.6 | 12 | 0 | | | | | |
| D.Nance | 1 | 0 | 0.0 | 0 | 0 | | | | | |
| Total | 23 | 77 | 3.3 | 12 | 1 | | | | | |
| PASSING | | ATT | CMP | YDS | SK/YD | TD | LG | INT | RT | |
| A.Rodgers | 35 | 26 | 344 | 1/3 | 1 | 35 | 0 | 114.5 | 1 | |
| Total | 35 | 26 | 344 | 1/3 | 1 | 35 | 0 | 114.5 | 1 | |
| PASS RECEIVING | | NO | YDS | AVG | LG | TD | | | | |
| G.Jennings | 5 | 119 | 23.8 | 35 | 0 | | | | | |
| J.Nelson | 5 | 61 | 12.2 | 28 | 1 | | | | | |
| J.Jones | 5 | 44 | 8.8 | 18 | 0 | | | | | |
| A.Quarless | 3 | 35 | 11.7 | 19 | 0 | | | | | |
| B.Jackson | 3 | 10 | 3.3 | 9 | 0 | | | | | |
| B.Svain | 2 | 40 | 20.0 | 31 | 0 | | | | | |
| D.Driver | 2 | 26 | 13.0 | 17 | 0 | | | | | |
| J.Kuhn | 1 | 9 | 9.0 | 9 | 0 | | | | | |
| Total | 26 | 344 | 13.2 | 35 | 1 | | | | | |
| INTERCEPTIONS | | NO | YDS | AVG | LG | TD | | | | |
| Total | 2 | 88 | 44.0 | 0 | 0 | 0 | | | | |
| T.Masithay | 2 | 88 | 44.0 | 0 | 0 | 0 | | | | |
| PUNT RETURNS | | NO | YDS | AVG | FC | LG | TD | | | |
| T.Williams | 2 | 2 | 1.0 | 2 | 5 | 0 | | | | |
| Returns | 2 | 2 | 1.0 | 2 | 5 | 0 | | | | |
| KICK RETURNS | | NO | YDS | AVG | FC | LG | TD | | | |
| S.Shields | 4 | 87 | 21.8 | 0 | 37 | 0 | | | | |
| (tback) | 1 | 0 | 0.0 | 0 | 0 | 0 | | | | |
| Returns | 4 | 87 | 21.8 | 0 | 37 | 0 | | | | |
| FUMBLES | | Fum | Lost | Rec Yds | TD | FF | Rec | Yds | TDBds | Out |
| A.Rodgers | 2 | 1 | 0 | 0 | 0 | 0 | 0 | 0 | 0 | 1 |
| G.Jennings | 2 | 0 | 0 | 0 | 0 | 0 | 0 | 0 | 0 | 1 |
| K.Hall | 0 | 0 | 0 | 0 | 0 | 0 | 0 | 0 | 0 | 0 |
| F.Zombo | 0 | 0 | 0 | 0 | 0 | 0 | 0 | 0 | 0 | 0 |
| Total | 4 | 1 | 2 | 0 | 0 | 0 | 0 | 0 | 0 | 1 |

| RUSHING | | ATT | YDS | AVG | LG | TD | | | | |
|----------------|----|-----|------|---------|-------|----|-----|-------|-------|-----|
| M.Turner | 23 | 110 | 4.8 | 26 | 1 | | | | | |
| J.Snellings | 4 | 7 | 1.8 | 6 | 0 | | | | | |
| Total | 27 | 117 | 4.3 | 26 | 1 | | | | | |
| PASSING | | ATT | CMP | YDS | SK/YD | TD | LG | INT | RT | |
| M.Ryan | 28 | 24 | 197 | 2/20 | 1 | 21 | 0 | 107.9 | 0 | |
| Total | 28 | 24 | 197 | 2/20 | 1 | 21 | 0 | 107.9 | 0 | |
| PASS RECEIVING | | NO | YDS | AVG | LG | TD | | | | |
| T.Gonzalez | 6 | 51 | 8.5 | 21 | 1 | | | | | |
| R.White | 5 | 49 | 9.8 | 14 | 0 | | | | | |
| J.Snellings | 4 | 32 | 8.0 | 12 | 0 | | | | | |
| M.Jenkins | 3 | 24 | 8.0 | 14 | 0 | | | | | |
| H.Douglas | 2 | 7 | 3.5 | 4 | 0 | | | | | |
| O.Mughelli | 1 | 16 | 16.0 | 16 | 0 | | | | | |
| J.Pelle | 1 | 14 | 14.0 | 14 | 0 | | | | | |
| M.Turner | 1 | 4 | 4.0 | 4 | 0 | | | | | |
| G.Johnson | 1 | 0 | 0.0 | 0 | 0 | | | | | |
| Total | 24 | 197 | 8.2 | 21 | 1 | | | | | |
| INTERCEPTIONS | | NO | YDS | AVG | LG | TD | | | | |
| Total | 4 | 161 | 40.3 | 39.8 | 0 | 2 | | | | |
| M.Koenen | 4 | 161 | 40.3 | 39.8 | 0 | 2 | | | | |
| Total | 4 | 161 | 40.3 | 39.8 | 0 | 2 | | | | |
| PUNT RETURNS | | NO | YDS | AVG | FC | LG | TD | | | |
| (downed) | 1 | 0 | 0.0 | 0 | 0 | 0 | | | | |
| (out/bnds) | 1 | 0 | 0.0 | 0 | 0 | 0 | | | | |
| Returns | 0 | 0 | 0.0 | 0 | 0 | 0 | | | | |
| KICK RETURNS | | NO | YDS | AVG | FC | LG | TD | | | |
| E.Weems | 3 | 83 | 31.0 | 0 | 40 | 0 | | | | |
| J.Dugan | 1 | 0 | 0.0 | 0 | 0 | 0 | | | | |
| Returns | 3 | 83 | 31.0 | 0 | 40 | 0 | | | | |
| FUMBLES | | Fum | Lost | Rec Yds | TD | FF | Rec | Yds | TDBds | Out |
| G.Johnson | 1 | 0 | 0 | 0 | 0 | 0 | 0 | 0 | 0 | 1 |
| J.Abraham | 0 | 0 | 0 | 0 | 0 | 0 | 0 | 0 | 0 | 0 |
| T.DeCoud | 0 | 0 | 0 | 0 | 0 | 0 | 0 | 0 | 0 | 0 |
| C.Lifton | 0 | 0 | 0 | 0 | 0 | 0 | 0 | 0 | 0 | 0 |
| M.Peterson | 0 | 0 | 0 | 0 | 0 | 0 | 0 | 0 | 0 | 0 |
| Total | 1 | 0 | 0 | 0 | 0 | 0 | 0 | 0 | 0 | 1 |

| RUSHING | | ATT | YDS | AVG | LG | TD | | | | |
|----------------|----|-----|------|---------|-------|----|-----|-------|-------|-----|
| A.Rodgers | 12 | 51 | 4.3 | 11 | 1 | | | | | |
| B.Jackson | 10 | 26 | 2.6 | 12 | 0 | | | | | |
| D.Nance | 1 | 0 | 0.0 | 0 | 0 | | | | | |
| Total | 23 | 77 | 3.3 | 12 | 1 | | | | | |
| PASSING | | ATT | CMP | YDS | SK/YD | TD | LG | INT | RT | |
| A.Rodgers | 35 | 26 | 344 | 1/3 | 1 | 35 | 0 | 114.5 | 1 | |
| Total | 35 | 26 | 344 | 1/3 | 1 | 35 | 0 | 114.5 | 1 | |
| PASS RECEIVING | | NO | YDS | AVG | LG | TD | | | | |
| G.Jennings | 5 | 119 | 23.8 | 35 | 0 | | | | | |
| J.Nelson | 5 | 61 | 12.2 | 28 | 1 | | | | | |
| J.Jones | 5 | 44 | 8.8 | 18 | 0 | | | | | |
| A.Quarless | 3 | 35 | 11.7 | 19 | 0 | | | | | |
| B.Jackson | 3 | 10 | 3.3 | 9 | 0 | | | | | |
| B.Svain | 2 | 40 | 20.0 | 31 | 0 | | | | | |
| D.Driver | 2 | 26 | 13.0 | 17 | 0 | | | | | |
| J.Kuhn | 1 | 9 | 9.0 | 9 | 0 | | | | | |
| Total | 26 | 344 | 13.2 | 35 | 1 | | | | | |
| INTERCEPTIONS | | NO | YDS | AVG | LG | TD | | | | |
| Total | 2 | 88 | 44.0 | 0 | 0 | 0 | | | | |
| T.Masithay | 2 | 88 | 44.0 | 0 | 0 | 0 | | | | |
| PUNT RETURNS | | NO | YDS | AVG | FC | LG | TD | | | |
| T.Williams | 2 | 2 | 1.0 | 2 | 5 | 0 | | | | |
| Returns | 2 | 2 | 1.0 | 2 | 5 | 0 | | | | |
| KICK RETURNS | | NO | YDS | AVG | FC | LG | TD | | | |
| S.Shields | 4 | 87 | 21.8 | 0 | 37 | 0 | | | | |
| (tback) | 1 | 0 | 0.0 | 0 | 0 | 0 | | | | |
| Returns | 4 | 87 | 21.8 | 0 | 37 | 0 | | | | |
| FUMBLES | | Fum | Lost | Rec Yds | TD | FF | Rec | Yds | TDBds | Out |
| A.Rodgers | 2 | 1 | 0 | 0 | 0 | 0 | 0 | 0 | 0 | 1 |
| G.Jennings | 2 | 0 | 0 | 0 | 0 | 0 | 0 | 0 | 0 | 1 |
| K.Hall | 0 | 0 | 0 | 0 | 0 | 0 | 0 | 0 | 0 | 0 |
| F.Zombo | 0 | 0 | 0 | 0 | 0 | 0 | 0 | 0 | 0 | 0 |
| Total | 4 | 1 | 2 | 0 | 0 | 0 | 0 | 0 | 0 | 1 |

| RUSHING | | ATT | YDS | AVG | LG | TD | | | | |
|----------------|----|-----|------|---------|-------|----|-----|-------|-------|-----|
| M.Turner | 23 | 110 | 4.8 | 26 | 1 | | | | | |
| J.Snellings | 4 | 7 | 1.8 | 6 | 0 | | | | | |
| Total | 27 | 117 | 4.3 | 26 | 1 | | | | | |
| PASSING | | ATT | CMP | YDS | SK/YD | TD | LG | INT | RT | |
| M.Ryan | 28 | 24 | 197 | 2/20 | 1 | 21 | 0 | 107.9 | 0 | |
| Total | 28 | 24 | 197 | 2/20 | 1 | 21 | 0 | 107.9 | 0 | |
| PASS RECEIVING | | NO | YDS | AVG | LG | TD | | | | |
| T.Gonzalez | 6 | 51 | 8.5 | 21 | 1 | | | | | |
| R.White | 5 | 49 | 9.8 | 14 | 0 | | | | | |
| J.Snellings | 4 | 32 | 8.0 | 12 | 0 | | | | | |
| M.Jenkins | 3 | 24 | 8.0 | 14 | 0 | | | | | |
| H.Douglas | 2 | 7 | 3.5 | 4 | 0 | | | | | |
| O.Mughelli | 1 | 16 | 16.0 | 16 | 0 | | | | | |
| J.Pelle | 1 | 14 | 14.0 | 14 | 0 | | | | | |
| M.Turner | 1 | 4 | 4.0 | 4 | 0 | | | | | |
| G.Johnson | 1 | 0 | 0.0 | 0 | 0 | | | | | |
| Total | 24 | 197 | 8.2 | 21 | 1 | | | | | |
| INTERCEPTIONS | | NO | YDS | AVG | LG | TD | | | | |
| Total | 4 | 161 | 40.3 | 39.8 | 0 | 2 | | | | |
| M.Koenen | 4 | 161 | 40.3 | 39.8 | 0 | 2 | | | | |
| Total | 4 | 161 | 40.3 | 39.8 | 0 | 2 | | | | |
| PUNT RETURNS | | NO | YDS | AVG | FC | LG | TD | | | |
| (downed) | 1 | 0 | 0.0 | 0 | 0 | 0 | | | | |
| (out/bnds) | 1 | 0 | 0.0 | 0 | 0 | 0 | | | | |
| Returns | 0 | 0 | 0.0 | 0 | 0 | 0 | | | | |
| KICK RETURNS | | NO | YDS | AVG | FC | LG | TD | | | |
| E.Weems | 3 | 83 | 31.0 | 0 | 40 | 0 | | | | |
| J.Dugan | 1 | 0 | 0.0 | 0 | 0 | 0 | | | | |
| Returns | 3 | 83 | 31.0 | 0 | 40 | 0 | | | | |
| FUMBLES | | Fum | Lost | Rec Yds | TD | FF | Rec | Yds | TDBds | Out |
| G.Johnson | 1 | 0 | 0 | 0 | 0 | 0 | 0 | 0 | 0 | 1 |
| J.Abraham | 0 | 0 | 0 | 0 | 0 | 0 | 0 | 0 | 0 | 0 |
| T.DeCoud | 0 | 0 | 0 | 0 | 0 | 0 | 0 | 0 | 0 | 0 |
| C.Lifton | 0 | 0 | 0 | 0 | 0 | 0 | 0 | 0 | 0 | 0 |
| M.Peterson | 0 | 0 | 0 | 0 | 0 | 0 | 0 | 0 | 0 | 0 |
| Total | 1 | 0 | 0 | 0 | 0 | 0 | 0 | 0 | 0 | 1 |

| RUSHING | | ATT | YDS | AVG | LG | TD | | | | |
|----------------|----|-----|------|---------|-------|----|-----|-------|-------|-----|
| M.Turner | 23 | 110 | 4.8 | 26 | 1 | | | | | |
| J.Snellings | 4 | 7 | 1.8 | 6 | 0 | | | | | |
| Total | 27 | 117 | 4.3 | 26 | 1 | | | | | |
| PASSING | | ATT | CMP | YDS | SK/YD | TD | LG | INT | RT | |
| M.Ryan | 28 | 24 | 197 | 2/20 | 1 | 21 | 0 | 107.9 | 0 | |
| Total | 28 | 24 | 197 | 2/20 | 1 | 21 | 0 | 107.9 | 0 | |
| PASS RECEIVING | | NO | YDS | AVG | LG | TD | | | | |
| T.Gonzalez | 6 | 51 | 8.5 | 21 | 1 | | | | | |
| R.White | 5 | 49 | 9.8 | 14 | 0 | | | | | |
| J.Snellings | 4 | 32 | 8.0 | 12 | 0 | | | | | |
| M.Jenkins | 3 | 24 | 8.0 | 14 | 0 | | | | | |
| H.Douglas | 2 | 7 | 3.5 | 4 | 0 | | | | | |
| O.Mughelli | 1 | 16 | 16.0 | 16 | 0 | | | | | |
| J.Pelle | 1 | 14 | 14.0 | 14 | 0 | | | | | |
| M.Turner | 1 | 4 | 4.0 | 4 | 0 | | | | | |
| G.Johnson | 1 | 0 | 0.0 | 0 | 0 | | | | | |
| Total | 24 | 197 | 8.2 | 21 | 1 | | | | | |
| INTERCEPTIONS | | NO | YDS | AVG | LG | TD | | | | |
| Total | 4 | 161 | 40.3 | 39.8 | 0 | 2 | | | | |
| M.Koenen | 4 | 161 | 40.3 | 39.8 | 0 | 2 | | | | |
| Total | 4 | 161 | 40.3 | 39.8 | 0 | 2 | | | | |
| PUNT RETURNS | | NO | YDS | AVG | FC | LG | TD | | | |
| (downed) | 1 | 0 | 0.0 | 0 | 0 | 0 | | | | |
| (out/bnds) | 1 | 0 | 0.0 | 0 | 0 | 0 | | | | |
| Returns | 0 | 0 | 0.0 | 0 | 0 | 0 | | | | |
| KICK RETURNS | | NO | YDS | AVG | FC | LG | TD | | | |
| E.Weems | 3 | 83 | 31.0 | 0 | 40 | 0 | | | | |
| J.Dugan | 1 | 0 | 0.0 | 0 | 0 | 0 | | | | |
| Returns | 3 | 83 | 31.0 | 0 | 40 | 0 | | | | |
| FUMBLES | | Fum | Lost | Rec Yds | TD | FF | Rec | Yds | TDBds | Out |
| G.Johnson | 1 | 0 | 0 | 0 | 0 | 0 | 0 | 0 | 0 | 1 |
| J.Abraham | 0 | 0 | 0 | 0 | 0 | 0 | 0 | 0 | 0 | 0 |
| T.DeCoud | 0 | 0 | 0 | 0 | 0 | 0 | 0 | 0 | 0 | 0 |
| C.Lifton | 0 | 0 | 0 | 0 | 0 | 0 | 0 | 0 | 0 | 0 |
| M.Peterson | 0 | 0 | 0 | 0 | 0 | 0 | 0 | 0 | 0 | 0 |
| Total | 1 | 0 | 0 | 0 | 0 | 0 | 0 | 0 | 0 | 1 |

| RUSHING | | ATT | YDS | AVG | LG | TD |
|-------------|----|-----|-----|-----|----|----|
| M.Turner | 23 | 110 | 4.8 | 26 | 1 | |
| J.Snellings | 4 | 7 | | | | |

GREEN BAY, Wis. (AP)—Donald Driver woke up with a case of food poisoning on Sunday morning, blaming it on a bad batch of spicy chicken wings.

Then he gave the San Francisco 49ers' defense a play that was difficult to digest.

Driver left a string of befuddled 49ers' defenders in his dust on a rambling 61-yard catch-and-run for a touchdown in the third quarter, providing the most critical play in the Packers' 34-16 victory at Lambeau Field on Sunday.

As Driver and the team celebrated, the crowd counted out all the tackles he broke as the play was replayed on the stadium video screens.

Greg Jennings also caught six passes for 122 yards and a pair of touchdowns for the Packers (8-4), who picked up a critical victory as they make a push for the playoffs.

Rodgers was 21-of-30 for 298 yards with three touchdowns and no interceptions.

Vernon Davis had 126 yards receiving and a touchdown for the 49ers (4-8), who came into Sunday's game with playoff hopes despite their disappointing record.

Addressing his increasingly shaky job status, 49ers coach Mike Singletary said simply that he coaches for his job every week. He struggled to find positives to take away from Sunday.

It was a wintry day at Lambeau, with temperatures in the 20s and a stiff, steady 16-mph wind.

The conditions seemed to impede the Packers' passing game early as Rodgers was uncharacteristically off target, missing Driver in the end zone in the first quarter and failing to convert an open third-and-long throw in the second quarter because the ball bounced off a defender's helmet.

Packers coach Mike McCarthy said the wind didn't change the way he called the offense on Sunday because of the weather, but Rodgers acknowledged that he didn't account for the wind on the missed throw to Driver.

OFFICIALS — Referee: Bill Leavy (127); Umpire: Darrell Jenkins (76); Head Linesman: Mark Baltz (26); Line Judge: Mark Perfman (9); Field Judge: Jim Quirk (63); Side Judge: Barry Anderson (20); Back Judge: Keith Ferguson (61); Replay Official: Al Jury

STARTING LINEUPS

| San Francisco 49ers | | Green Bay Packers | |
|---------------------|-------------------|-------------------|--------------------|
| Offense | Defense | Offense | Defense |
| WR 15 M.Crabtree | LDT 90 I.Sopooga | WR 85 G.Jennings | LDE 79 R.Pickett |
| LT 65 B.Sims | RT 92 A.Franklin | LG 76 C.Clifton | NT 90 B.Raji |
| LG 77 M.Iupati | RDT 94 J.Smith | LT 73 D.Collidge | DT 95 H.Green |
| C 64 D.Baas | SAM 99 M.Lawson | C 63 S.Wells | ROE 77 C.Jenkins |
| RG 62 C.Rochal | TE 51 T.Spikes | RG 71 J.Ston | LOLB 52 C.Matthews |
| RT 76 A.Davis | MIKE 52 P.Willis | RT 75 B.Buluga | BLB 50 A.Hawk |
| TE 85 V.Davis | WILL 54 T.LaBoy | WR 80 D.Driver | MLB 55 D.Bishop |
| WR 84 J.Morgan | LCB 36 S.Spencer | WR 87 J.Nelson | RFB 58 F.Zombo |
| QB 1 T.Smith | RCB 22 M.Clements | RB 12 A.Rodgers | LCB 21 C.Woodson |
| RB 20 B.Westbrook | SS 30 R.Smith | RB 32 B.Jackson | RCB 38 T.Williams |
| FB 44 M.Morris | FS 38 D.Goldson | FB 35 K.Hall | FS 36 N.Collins |

GREEN BAY SUBSTITUTIONS — K 2 M.Crosby, P 8 T.Mashay, QB 10 M.Flynn, WR 16 B.Swain, CB/S 24 J.Bush, S 26 C.Peparah, CB 28 B.Underwood, RB 30 J.Kuhn, CB 37 S.Shields, CB 40 J.Gordy, RB 44 J.Starks, FB 45 O.Johnson, LB 49 R.Francois, LB 53 D.Briggs, LS 61 B.Goodie, T/G 70 T.Larg, C/G 72 J.Splitz, TE 81 A.Quarless, TE 86 D.Lee, WR 89 J.Jones, LB 93 E.Walden, DE 98 C.Wilson.
INACTIVES — S 20 A.Bigby, CB 22 P.Lee, RB 23 D.Nance, S 27 A.Smith, LB 57 M.Wilhelm, G 67 N.McDonald, G 74 M.Nevhouse, DE 94 J.Wynn.

| Qtr | Time | Play Description (Extra Points) (Drive Info) | FIELD GOALS (made) & missed) | | | | Total |
|-----|-------|--|-------------------------------|----------------|----|------|-------|
| | | | M.Crosby | 29LU (43) (24) | OT | Home | |
| 1 | 11:49 | J.Reed 44 yd. Field Goal (7-45, 3:11) | 1 | 2 | 3 | 4 | 16 |
| 2 | 12:34 | J.Reed 26 yd. Field Goal (7-31, 3:04) | 3 | 10 | 3 | 0 | 16 |
| 2 | 7:02 | G.Jennings 57 yd. pass from A.Rodgers (M.Crosby kick) (5-78, 2:22) | 0 | 14 | 14 | 6 | 34 |
| 2 | 1:46 | J.Kuhn 1 yd. run (M.Crosby kick) (6-50, 3:27) | | | | | |
| 2 | 1:26 | V.Davis 66 yd. pass from T.Smith (J.Reed kick) (2-66, 0:20) | | | | | |
| 3 | 11:52 | D.Driver 61 yd. pass from A.Rodgers (M.Crosby kick) (4-69, 3:08) | | | | | |
| 3 | 6:39 | J.Reed 23 yd. Field Goal (10-64, 5:13) | | | | | |
| 3 | 3:37 | G.Jennings 1 yd. pass from A.Rodgers (M.Crosby kick) (5-56, 3:02) | | | | | |
| 4 | 13:50 | M.Crosby 43 yd. Field Goal (9-18, 4:11) | | | | | |
| 4 | 3:10 | M.Crosby 24 yd. Field Goal (17-74, 8:35) | | | | | |

GREEN BAY DEFENSIVE STATISTICS (official)

| UT | A | TFL | IT | Sck | QBH | FF | FR | Int | PD | Totals | |
|----|---|-----|----|------|-----|----|----|-----|----|--------|----|
| | | | | | | | | | | 39 | 16 |
| 5 | 2 | 0 | 7 | 0-0 | 0 | 0 | 0 | 0-0 | 0 | 1-7 | 3 |
| 5 | 1 | 0 | 6 | 0-0 | 1 | 0 | 0 | 0-0 | 0 | 0-0 | 0 |
| 5 | 1 | 0 | 6 | 0-0 | 0 | 0 | 0 | 0-0 | 0 | 0-0 | 0 |
| 4 | 1 | 0 | 5 | 0-0 | 0 | 0 | 0 | 0-0 | 0 | 0-0 | 0 |
| 4 | 1 | 1 | 5 | 1-5 | 1 | 0 | 0 | 0-0 | 0 | 0-0 | 0 |
| 3 | 2 | 1 | 5 | 0-0 | 0 | 0 | 0 | 0-0 | 0 | 0-0 | 1 |
| 4 | 0 | 0 | 4 | 0-0 | 0 | 0 | 0 | 1-7 | 1 | 0-0 | 0 |
| 3 | 1 | 0 | 4 | 2-11 | 4 | 0 | 0 | 0-0 | 0 | 0-0 | 0 |

San Francisco 49ers
Green Bay Packers

| Team | Qtr | Time | Play Description (Extra Points) (Drive Info) | Yds | Net | FB | Int | TD | FF | Rec | Yds | TD | FF | Rec | Yds | TD |
|-------|-----|-------|--|-----|-----|----|-----|----|----|-----|-----|----|----|-----|-----|----|
| 49ers | 1 | 11:49 | J.Reed 44 yd. Field Goal (7-45, 3:11) | 44 | 0 | 0 | 0 | 0 | 0 | 0 | 0 | 0 | 0 | 0 | 0 | 0 |
| 49ers | 2 | 12:34 | J.Reed 26 yd. Field Goal (7-31, 3:04) | 26 | 0 | 0 | 0 | 0 | 0 | 0 | 0 | 0 | 0 | 0 | 0 | 0 |
| 49ers | 2 | 7:02 | G.Jennings 57 yd. pass from A.Rodgers (M.Crosby kick) (5-78, 2:22) | 57 | 0 | 0 | 0 | 0 | 0 | 1 | 0 | 0 | 0 | 0 | 0 | 0 |
| 49ers | 2 | 1:46 | J.Kuhn 1 yd. run (M.Crosby kick) (6-50, 3:27) | 1 | 0 | 0 | 0 | 0 | 0 | 0 | 0 | 0 | 0 | 0 | 0 | 0 |
| 49ers | 2 | 1:26 | V.Davis 66 yd. pass from T.Smith (J.Reed kick) (2-66, 0:20) | 66 | 0 | 0 | 0 | 0 | 0 | 0 | 0 | 0 | 0 | 0 | 0 | 0 |
| 49ers | 3 | 11:52 | D.Driver 61 yd. pass from A.Rodgers (M.Crosby kick) (4-69, 3:08) | 61 | 0 | 0 | 0 | 0 | 0 | 0 | 0 | 0 | 0 | 0 | 0 | 0 |
| 49ers | 3 | 6:39 | J.Reed 23 yd. Field Goal (10-64, 5:13) | 23 | 0 | 0 | 0 | 0 | 0 | 0 | 0 | 0 | 0 | 0 | 0 | 0 |
| 49ers | 3 | 3:37 | G.Jennings 1 yd. pass from A.Rodgers (M.Crosby kick) (5-56, 3:02) | 1 | 0 | 0 | 0 | 0 | 0 | 0 | 0 | 0 | 0 | 0 | 0 | 0 |
| 49ers | 4 | 13:50 | M.Crosby 43 yd. Field Goal (9-18, 4:11) | 43 | 0 | 0 | 0 | 0 | 0 | 0 | 0 | 0 | 0 | 0 | 0 | 0 |
| 49ers | 4 | 3:10 | M.Crosby 24 yd. Field Goal (17-74, 8:35) | 24 | 0 | 0 | 0 | 0 | 0 | 0 | 0 | 0 | 0 | 0 | 0 | 0 |

| Team | Qtr | Time | Play Description (Extra Points) (Drive Info) | Yds | Net | FB | Int | TD | FF | Rec | Yds | TD | FF | Rec | Yds | TD |
|-------|-----|-------|--|-----|-----|----|-----|----|----|-----|-----|----|----|-----|-----|----|
| 49ers | 1 | 11:49 | J.Reed 44 yd. Field Goal (7-45, 3:11) | 44 | 0 | 0 | 0 | 0 | 0 | 0 | 0 | 0 | 0 | 0 | 0 | 0 |
| 49ers | 2 | 12:34 | J.Reed 26 yd. Field Goal (7-31, 3:04) | 26 | 0 | 0 | 0 | 0 | 0 | 0 | 0 | 0 | 0 | 0 | 0 | 0 |
| 49ers | 2 | 7:02 | G.Jennings 57 yd. pass from A.Rodgers (M.Crosby kick) (5-78, 2:22) | 57 | 0 | 0 | 0 | 0 | 0 | 1 | 0 | 0 | 0 | 0 | 0 | 0 |
| 49ers | 2 | 1:46 | J.Kuhn 1 yd. run (M.Crosby kick) (6-50, 3:27) | 1 | 0 | 0 | 0 | 0 | 0 | 0 | 0 | 0 | 0 | 0 | 0 | 0 |
| 49ers | 2 | 1:26 | V.Davis 66 yd. pass from T.Smith (J.Reed kick) (2-66, 0:20) | 66 | 0 | 0 | 0 | 0 | 0 | 0 | 0 | 0 | 0 | 0 | 0 | 0 |
| 49ers | 3 | 11:52 | D.Driver 61 yd. pass from A.Rodgers (M.Crosby kick) (4-69, 3:08) | 61 | 0 | 0 | 0 | 0 | 0 | 0 | 0 | 0 | 0 | 0 | 0 | 0 |
| 49ers | 3 | 6:39 | J.Reed 23 yd. Field Goal (10-64, 5:13) | 23 | 0 | 0 | 0 | 0 | 0 | 0 | 0 | 0 | 0 | 0 | 0 | 0 |
| 49ers | 3 | 3:37 | G.Jennings 1 yd. pass from A.Rodgers (M.Crosby kick) (5-56, 3:02) | 1 | 0 | 0 | 0 | 0 | 0 | 0 | 0 | 0 | 0 | 0 | 0 | 0 |
| 49ers | 4 | 13:50 | M.Crosby 43 yd. Field Goal (9-18, 4:11) | 43 | 0 | 0 | 0 | 0 | 0 | 0 | 0 | 0 | 0 | 0 | 0 | 0 |
| 49ers | 4 | 3:10 | M.Crosby 24 yd. Field Goal (17-74, 8:35) | 24 | 0 | 0 | 0 | 0 | 0 | 0 | 0 | 0 | 0 | 0 | 0 | 0 |

| San Francisco 49ers | | | | Green Bay Packers | | | |
|---------------------|-----|-----|-----|-------------------|-----|-----|------|
| RUSHING | ATT | YDS | AVG | RUSHING | ATT | YDS | AVG |
| A.Dixon | 9 | 33 | 3.7 | J.Starks | 18 | 73 | 4.1 |
| B.Westbrook | 9 | 31 | 3.4 | A.Rodgers | 4 | 39 | 9.8 |
| T.Smith | 3 | 28 | 9.3 | J.Kuhn | 6 | 13 | 2.2 |
| DelWalker | 1 | 5 | 5.0 | B.Jackson | 4 | 13 | 3.3 |
| Total | 22 | 97 | 4.4 | M.Flynn | 2 | -2 | -1.0 |
| Total | 22 | 97 | 4.4 | Total | 34 | 136 | 4.0 |

| San Francisco 49ers | | | | Green Bay Packers | | | | |
|---------------------|-----|-----|-----|-------------------|----|----|----|------|
| PASSING | ATT | CMP | YDS | SK/YD | TD | LG | IN | RT |
| T.Smith | 25 | 10 | 194 | 4/22 | 1 | 66 | 1 | 64.4 |
| Total | 25 | 10 | 194 | 4/22 | 1 | 66 | 1 | 64.4 |

| San Francisco 49ers | | | | Green Bay Packers | | | |
|---------------------|----|-----|------|-------------------|----|-----|------|
| PASS RECEIVING | NO | YDS | AVG | PASS RECEIVING | NO | YDS | AVG |
| V.Davis | 4 | 126 | 31.5 | G.Jennings | 6 | 122 | 20.3 |
| M.Crabtree | 3 | 45 | 15.0 | D.Driver | 4 | 73 | 18.3 |
| DelWalker | 2 | 19 | 9.5 | B.Jackson | 4 | 63 | 15.8 |
| A.Dixon | 1 | 4 | 4.0 | J.Nelson | 2 | 15 | 7.5 |
| Total | 10 | 194 | 19.4 | J.Jones | 2 | 8 | 4.0 |
| Total | 10 | 194 | 19.4 | K.Hall | 1 | 9 | 9.0 |
| Total | 10 | 194 | 19.4 | A.Quarless | 1 | 4 | 4.0 |
| Total | 10 | 194 | 19.4 | J.Kuhn | 1 | 4 | 4.0 |

| San Francisco 49ers | | | | Green Bay Packers | | | |
|---------------------|----|-----|------|-------------------|----|-----|------|
| PUNTING | NO | YDS | AVG | PUNTING | NO | YDS | AVG |
| A.Lee | 5 | 236 | 47.2 | T.Mashay | 3 | 130 | 43.3 |
| Total | 5 | 236 | 47.2 | Total | 3 | 130 | 43.3 |

| San Francisco 49ers | | | | Green Bay Packers | | | |
|---------------------|----|-----|------|-------------------|----|-----|------|
| PUNT RETURNS | NO | YDS | AVG | PUNT RETURNS | NO | YDS | AVG |
| T.Ginn | 2 | 31 | 15.5 | T.Williams | 3 | 34 | 11.3 |
| (downed) | 1 | 0 | 0.0 | (*back) | 2 | 0 | 0.0 |
| Returns | 2 | 31 | 15.5 | Returns | 3 | 34 | 11.3 |
| Total | 2 | 31 | 15.5 | Total | 3 | 34 | 11.3 |

| San Francisco 49ers | | | | Green Bay Packers | | | |
|---------------------|----|-----|------|-------------------|----|-----|------|
| KICK RETURNS | NO | YDS | AVG | KICK RETURNS | NO | YDS | AVG |
| T.Ginn | 5 | 81 | 16.2 | S.Shields | 3 | 59 | 19.7 |
| DelWalker | 2 | 19 | 9.5 | J.Starks | 2 | 25 | 12.5 |
| Returns | 7 | 100 | 14.3 | Returns | 5 | 84 | 16.8 |
| Total | 7 | 100 | 14.3 | Total | 5 | 84 | 16.8 |

| San Francisco 49ers | | | | Green Bay Packers | | | |
|---------------------|-----|------|-----|-------------------|-----|------|-----|
| FUMBLE | Fum | Lost | Rec | FUMBLE | Fum | Lost | Rec |
| Total | 0 | 0 | 0 | Total | 0 | 0 | 0 |

| San Francisco 49ers | | | | Green Bay Packers | | | |
|---------------------|-----|-----|-----|-------------------|-----|-----|------|
| RUSHING | ATT | YDS | AVG | RUSHING | ATT | YDS | AVG |
| A.Dixon | 9 | 33 | 3.7 | J.Starks | 18 | 73 | 4.1 |
| B.Westbrook | 9 | 31 | 3.4 | A.Rodgers | 4 | 39 | 9.8 |
| T.Smith | 3 | 28 | 9.3 | J.Kuhn | 6 | 13 | 2.2 |
| DelWalker | 1 | 5 | 5.0 | B.Jackson | 4 | 13 | 3.3 |
| Total | 22 | 97 | 4.4 | M.Flynn | 2 | -2 | -1.0 |
| Total | 22 | 97 | 4.4 | Total | 34 | 136 | 4.0 |

| San Francisco 49ers | | | | Green Bay Packers | | | | |
|---------------------|-----|-----|-----|-------------------|----|----|----|------|
| PASSING | ATT | CMP | YDS | SK/YD | TD | LG | IN | RT |
| T.Smith | 25 | 10 | 194 | 4/22 | 1 | 66 | 1 | 64.4 |
| Total | 25 | 10 | 194 | 4/22 | 1 | 66 | 1 | 64.4 |

| San Francisco 49ers | | | | Green Bay Packers | | | |
|---------------------|----|-----|------|-------------------|----|-----|------|
| PASS RECEIVING | NO | YDS | AVG | PASS RECEIVING | NO | YDS | AVG |
| V.Davis | 4 | 126 | 31.5 | G.Jennings | 6 | 122 | 20.3 |
| M.Crabtree | 3 | 45 | 15.0 | D.Driver | 4 | 73 | 18.3 |
| DelWalker | 2 | 19 | 9.5 | B.Jackson | 4 | 63 | 15.8 |
| A.Dixon | 1 | 4 | 4.0 | J.Nelson | 2 | 15 | 7.5 |
| Total | 10 | 194 | 19.4 | J.Jones | 2 | 8 | 4.0 |
| Total | 10 | 194 | 19.4 | K.Hall | 1 | 9 | 9.0 |
| Total | 10 | 194 | 1 | | | | |

DETROIT (AP)—The Green Bay Packers looked lost without Aaron Rodgers. The Detroit Lions weren't much better, but they're used to playing without their starting quarterback.

Drew Stanton threw a 13-yard touchdown pass to Will Heller midway through the fourth quarter, and the Lions held on for a 7-3 win over Green Bay on Sunday after knocking Rodgers out of the game late in the first half. Detroit snapped a 19-game losing streak against NFC North opponents despite an erratic performance from Stanton, who was starting because Matthew Stafford and Shaun Hill were both out with injuries.

This one was certainly ugly at times, especially during a scoreless first half. Rodgers left with a concussion toward the end of the second quarter, but the Packers (8-5) were already having their problems, having gone the entire first quarter without a first down.

Rodgers hasn't missed a game since taking over as Green Bay's starting quarterback in 2008, but he went to the sideline Sunday shortly after being hit on back-to-back plays. He was slow getting up after being hit by Amari Spivey and Landon Johnson at the end of an 18-yard scramble. Green Bay took a timeout, then Rodgers was sacked on the next play.

Rodgers stayed in for the rest of the drive before being replaced by Matt Flynn. Even without their standout quarterback, the Packers took a 3-0 lead in the second half and had a chance to extend it when Flynn led a confidence-building drive deep into Detroit territory. But Flynn made one big mistake, throwing a short pass over the middle that was intercepted by DeAndre Levy in the end zone.

After understanding that challenge, the Lions (3-10) still needed points of their own. Stanton—whose passer rating for the game was zero at one point in the second half—finally directed a successful drive in the final quarter. The Lions went 80 yards in 12 plays, and Heller scored on a tight end screen with 7:55 remaining.

Stanton finished 10-of-22 for 117 yards with a touchdown and two interceptions—for a passer rating of 39.4. Stafford has played only one full game this season because of shoulder problems, leaving Hill and Stanton to run the Detroit offense. Flynn, pressed into by far his most extensive duty of the season, went 15-of-26 for 177 yards. He did lead the Packers to the Detroit 31 late in the fourth quarter, but his long pass on fourth-and-1 fell incomplete.

Detroit finally won a close game after being 0-7 in games decided by eight points or less.

OFFICIALS — Referee: Gene Sieratore (114); Umpire: Butch Hannah (40); Head Linesman: Jerry Bergman (91); Line Judge: Ron Marinucci (107); Field Judge: Bob Waggoner (25); Side Judge: Mike Weatherford (116); Back Judge: Carl Peganeili (124); Replay Official: Paul Wiederher

STARTING LINEUPS

GREEN BAY PACKERS

| Offense | Defense |
|------------------|-------------------|
| WR 85 G.Jennings | LDE 79 R.Pickett |
| LT 76 C.Clifton | NT 90 B.Raji |
| LG 73 D.Colledge | LDE 52 C.Mathews |
| C 63 S.Wells | OLB 50 A.Hawk |
| RG 71 J.Shton | MLB 55 D.Bishop |
| RT 75 B.Bulaga | ROLB 58 F.Zombo |
| TE 81 A.Quarless | LCB 21 C.Woodson |
| WR 80 D.Driver | RCB 38 T.Williams |
| QB 12 A.Rodgers | 3CB 37 S.Shields |
| RB 32 B.Jackson | SS 26 C.Peprah |
| WR 89 J.Jones | FS 36 N.Collins |

DETROIT LIONS

| Offense | Defense |
|-------------------|------------------|
| WR 13 M.Burleson | LE 92 C.Avril |
| LT 76 J.Backus | DT 90 N.Suh |
| LG 67 R.Sims | DT 99 C.Williams |
| C 51 D.Raiola | RE 75 T.McBride |
| RG 66 S.Peterson | OLB 55 L.Johnson |
| RT 78 C.Hilliard | MLB 54 D.Levy |
| TE 84 B.Pettigrew | CB 33 B.McDonald |
| WR 81 C.Johnson | LCB 23 C.Johnson |
| QB 5 D.Stanton | RCB 30 M.Vasher |
| TE 85 T.Scheffler | SS 42 A.Spivey |
| RB 28 M.Morris | FS 26 L.Delmas |

GREEN BAY SUBSTITUTIONS — K 2 M.Crosby, P 8 T.Mashay, QB 10 M.Flynn, WR 16 B.Svain, RB 23 D.Nance, CB/S 24 J.Bush, CB 28 B.Underwood, RB 30 J.Kuhn, CB 40 J.Gordy, RB 44 J.Starks, FB 45 O.Johnson, LB 49 R.Francois, LB 53 D.Briggs, LS 61 B.Goode, TG 70 T.Lang, C/G 72 J.Spliz, TE 83 T.Crabtree, TE 86 D.Lee, WR 87 J.Nelson, LB 93 E.Walden, DE 94 J.Wynn, NT 95 H.Green, DE 98 C.Wilson. **INACTIVES** — S S 20 A.Bigby, CB 22 P.Lee, S 27 A.Smith, FB 35 K.Hall, LB 57 M.Wilhelm, C/G 67 M.McDonald, G/T 74 M.Mexhouse, DE 77 C.Jenkins.

| Team | Qtr | Time | Play Description (Extra Point) (Drive Info) | Field Goal (8-48, 4-05) | W.Heller 13 yd. pass from D.Stanton (D.Rayner kick) (12-80, 6-37) | UT | A | TFL | ITT | Sck | QBH | FF | FR | Int | PD | Total |
|-------------------|-----|-------|---|-------------------------|---|----|---|-----|-----|-----|-----|----|----|-----|----|-------|
| Green Bay Packers | 1 | 2 | 3 | 4 | OT | 1 | 2 | 3 | 4 | 3 | 0 | 0 | 0 | 0 | 0 | 3 |
| Detroit Lions | 0 | 0 | 0 | 0 | 0 | 0 | 0 | 0 | 0 | 0 | 0 | 0 | 0 | 0 | 0 | 7 |
| Green Bay Packers | 3 | 10:55 | M.Crosby 42 yd. Field Goal (8-48, 4-05) | 3 | 0 | 3 | 0 | 0 | 0 | 0 | 0 | 0 | 0 | 0 | 0 | 0 |
| Lions | 4 | 7:55 | W.Heller 13 yd. pass from D.Stanton (D.Rayner kick) (12-80, 6-37) | 3 | 7 | 3 | 0 | 0 | 0 | 0 | 0 | 0 | 0 | 0 | 0 | 7 |

GREEN BAY DEFENSIVE STATISTICS (official)

| UT | A | TFL | ITT | Sck | QBH | FF | FR | Int | PD |
|---------------|-----------|-----------|----------|-----------|-------------|----------|----------|----------|------------|
| D.Bishop | 11 | 1 | 0 | 0 | 0 | 0 | 0 | 0 | 0 |
| A.Hawk | 9 | 3 | 1 | 0 | 0 | 0 | 0 | 0 | 0 |
| R.Pickett | 7 | 3 | 1 | 10 | 1-2 | 0 | 0 | 0 | 0 |
| C.Peprah | 6 | 3 | 0 | 9 | 0-0 | 0 | 0 | 1-0 | 1 |
| C.Woodson | 6 | 3 | 0 | 9 | 0-0 | 0 | 0 | 0 | 0 |
| F.Zombo | 2 | 4 | 0 | 6 | 0-0 | 0 | 0 | 0 | 0 |
| S.Shields | 4 | 1 | 0 | 5 | 0-0 | 0 | 0 | 0 | 0 |
| Totals | 53 | 28 | 3 | 81 | 2-21 | 3 | 0 | 0 | 2-0 |

FIELD GOALS (made / & missed)

| Player | 48W/L | 49W/L | 50W/L | 51W/L | 52W/L | 53W/L | 54W/L | 55W/L | 56W/L |
|----------|-------|-------|-------|-------|-------|-------|-------|-------|-------|
| M.Crosby | (42) | 1 | 2 | 0 | 0 | 0 | 0 | 0 | 0 |
| D.Rayner | (42) | 0 | 0 | 0 | 0 | 0 | 0 | 0 | 0 |

OWN **Fumbles** **FumLost** **Rec Yds** **TD** **FF** **Rec** **Yds** **TDBds** **Out**

| Player | No | Yds | Rec | Yds | TD | FF | Rec | Yds | TDBds |
|------------|----|-----|-----|-----|----|----|-----|-----|-------|
| A.Quarless | 1 | 1 | 0 | 0 | 0 | 0 | 0 | 0 | 0 |
| L.Johnson | 0 | 0 | 0 | 0 | 0 | 0 | 0 | 0 | 0 |
| B.McDonald | 0 | 0 | 0 | 0 | 0 | 0 | 0 | 0 | 0 |
| Total | 1 | 1 | 0 | 0 | 0 | 0 | 0 | 0 | 0 |

| Green Bay Packers | | | | | | | | | | Detroit Lions | | | | | | | | | | | | | | | | | | |
|-------------------|---------|---------|------|-------|----------------|--|--|--|-------------|----------------|------|------|-------|-----------|-----------------------------|-----------------|------|----|---------|-----------|------|-----|-------|------|----|----|----|------|
| Rushing | Att | Yds | AVG | TD | Passing | Att | Comp | Yds | SK/YD | TD | LG | In | RT | Rushing | Att | Yds | AVG | TD | Passing | Att | Comp | Yds | SK/YD | TD | LG | In | RT | |
| A.Rodgers | 2 | 25 | 12.5 | 18 | 0 | 0 | 0 | 0 | 0 | 0 | 0 | 0 | 0 | M.Morris | 11 | 51 | 4.6 | 8 | 0 | M.Morris | 22 | 10 | 117 | 2/21 | 1 | 44 | 2 | 39.4 |
| B.Jackson | 7 | 19 | 2.7 | 9 | 0 | 0 | 0 | 0 | 0 | 0 | 0 | 0 | 0 | D.Stanton | 4 | 44 | 11.0 | 7 | 0 | D.Stanton | 22 | 10 | 117 | 2/21 | 1 | 44 | 2 | 39.4 |
| M.Flynn | 3 | 10 | 3.3 | 12 | 0 | 0 | 0 | 0 | 0 | 0 | 0 | 0 | 0 | J.Best | 13 | 38 | 2.9 | 7 | 0 | J.Best | 22 | 10 | 117 | 2/21 | 1 | 44 | 2 | 39.4 |
| J.Starks | 6 | 8 | 1.3 | 7 | 0 | 0 | 0 | 0 | 0 | 0 | 0 | 0 | 0 | S.Logan | 5 | 30 | 6.0 | 11 | 0 | S.Logan | 22 | 10 | 117 | 2/21 | 1 | 44 | 2 | 39.4 |
| D.Nance | 2 | 4 | 2.0 | 2 | 0 | 0 | 0 | 0 | 0 | 0 | 0 | 0 | 0 | J.Felton | 6 | 15 | 2.5 | 5 | 0 | J.Felton | 22 | 10 | 117 | 2/21 | 1 | 44 | 2 | 39.4 |
| Total | 20 | 66 | 3.3 | 18 | 0 | 0 | 0 | 0 | 0 | 0 | 0 | 0 | 0 | C.Johnson | 1 | 13 | 13.0 | 13 | 0 | C.Johnson | 22 | 10 | 117 | 2/21 | 1 | 44 | 2 | 39.4 |
| PASSING | ATT | CMP | YDS | SK/YD | TD | LG <td>In <td>RT <td>PASSING</td> <td>ATT</td> <td>CMP</td> <td>YDS</td> <td>SK/YD</td> <td>TD</td> <td>LG <td>In <td>RT </td></td></td></td></td> | In <td>RT <td>PASSING</td> <td>ATT</td> <td>CMP</td> <td>YDS</td> <td>SK/YD</td> <td>TD</td> <td>LG <td>In <td>RT </td></td></td></td> | RT <td>PASSING</td> <td>ATT</td> <td>CMP</td> <td>YDS</td> <td>SK/YD</td> <td>TD</td> <td>LG <td>In <td>RT </td></td></td> | PASSING | ATT | CMP | YDS | SK/YD | TD | LG <td>In <td>RT </td></td> | In <td>RT </td> | RT | | | | | | | | | | | |
| M.Flynn | 26 | 15 | 177 | 2/13 | 0 | 32 | 1 | 62.5 | A.Quarless | 2 | 21 | 10.5 | 11 | 0 | 0 | 0 | 0 | | | | | | | | | | | |
| A.Rodgers | 11 | 7 | 46 | 2/18 | 0 | 12 | 1 | 34.7 | B.Johnson | 2 | 14 | 7.0 | 11 | 0 | 0 | 0 | 0 | | | | | | | | | | | |
| Total | 37 | 22 | 223 | 4/31 | 0 | 32 | 2 | 54.2 | B.Pettigrew | 2 | 44 | 44.0 | 44 | 0 | 0 | 0 | 0 | | | | | | | | | | | |
| PASS RECEIVING | NO | YDS | AVG | TD | PASS RECEIVING | NO | YDS | AVG | TD | PASS RECEIVING | NO | YDS | AVG | TD | | | | | | | | | | | | | | |
| A.Quarless | 5 | 62 | 12.4 | 0 | A.Quarless | 2 | 21 | 10.5 | 11 | A.Quarless | 2 | 21 | 10.5 | 11 | | | | | | | | | | | | | | |
| G.Jennings | 4 | 52 | 13.0 | 0 | G.Jennings | 2 | 14 | 7.0 | 11 | B.Johnson | 2 | 14 | 7.0 | 11 | | | | | | | | | | | | | | |
| J.Jones | 3 | 30 | 10.0 | 18 | J.Jones | 1 | 44 | 44.0 | 44 | C.Johnson | 1 | 44 | 44.0 | 44 | | | | | | | | | | | | | | |
| B.Jackson | 3 | 9 | 3.0 | 5 | B.Jackson | 1 | 13 | 13.0 | 13 | W.Heller | 1 | 13 | 13.0 | 13 | | | | | | | | | | | | | | |
| J.Nelson | 2 | 26 | 13.0 | 18 | J.Nelson | 1 | 12 | 12.0 | 12 | N.Burleson | 1 | 12 | 12.0 | 12 | | | | | | | | | | | | | | |
| D.Driver | 2 | 12 | 6.0 | 7 | D.Driver | 1 | 6 | 6.0 | 6 | M.Morris | 1 | 6 | 6.0 | 6 | | | | | | | | | | | | | | |
| D.Nance | 1 | 14 | 14.0 | 14 | D.Nance | 1 | 4 | 4.0 | 4 | J.Best | 1 | 4 | 4.0 | 4 | | | | | | | | | | | | | | |
| B.Svain | 1 | 12 | 12.0 | 12 | B.Svain | 1 | 3 | 3.0 | 3 | T.Scheffler | 1 | 3 | 3.0 | 3 | | | | | | | | | | | | | | |
| J.Kuhn | 1 | 6 | 6.0 | 6 | J.Kuhn | 1 | 3 | 3.0 | 3 | Total | 10 | 117 | 11.7 | 44 | | | | | | | | | | | | | | |
| Total | 22 | 223 | 10.1 | 32 | Total | 22 | 223 | 10.1 | 32 | Total | 22 | 223 | 10.1 | 32 | | | | | | | | | | | | | | |
| INTERCEPTIONS | NO | YDS | AVG | TD | INTERCEPTIONS | NO | YDS | AVG | TD | INTERCEPTIONS | NO | YDS | AVG | TD | | | | | | | | | | | | | | |
| T.Williams | 1 | 0 | 0.0 | 0 | T.Williams | 1 | 0 | 0.0 | 0 | T.Williams | 8 | 354 | 44.3 | 38.3 | | | | | | | | | | | | | | |
| C.Peprah | 1 | 0 | 0.0 | 0 | C.Peprah | 1 | 11 | 11.0 | 11 | A.Spivey | 1 | 26 | 26.0 | 26 | | | | | | | | | | | | | | |
| Total | 2 | 0 | 0.0 | 0 | Total | 2 | 37 | 18.5 | 26 | Total | 8 | 354 | 44.3 | 38.3 | | | | | | | | | | | | | | |
| PUNTING | NO | YDS | AVG | NET | YDS | AVG | NET | YDS | AVG | NET | YDS | AVG | NET | YDS | | | | | | | | | | | | | | |
| T.Mashay | 8 | 404 | 50.5 | 43.4 | 1 | 3 | 62 | 8 | 354 | 44.3 | 38.3 | 1 | 2 | | | | | | | | | | | | | | | |
| Total | 8 | 404 | 50.5 | 43.4 | 1 | 3 | 62 | Total | 8 | 354 | 44.3 | 38.3 | 1 | 2 | | | | | | | | | | | | | | |
| PUNT RETURNS | NO | YDS | AVG | FC | TD | PUNT RETURNS | NO | YDS | AVG | FC | TD | | | | | | | | | | | | | | | | | |
| T.Williams | 2 | 28 | 14.0 | 5 | 16 | 0 | 0 | 0 | 0 | 0 | 0 | | | | | | | | | | | | | | | | | |
| (tback) | 1 | 0 | 0.0 | 0 | 0 | 0 | 0 | 0 | 0 | 0 | 0 | | | | | | | | | | | | | | | | | |
| Returns | 2 | 28 | 14.0 | 5 | 16 | 0 | 0 | 0 | 0 | 0 | 0 | | | | | | | | | | | | | | | | | |
| KICK RETURNS | NO | YDS | AVG | FC | TD | KICK RETURNS | NO | YDS | AVG | FC | TD | | | | | | | | | | | | | | | | | |
| S.Shields | 2 | 47 | 23.5 | 0 | 31 | 0 | 0 | 0 | 0 | 0 | 0 | | | | | | | | | | | | | | | | | |
| Returns | 2 | 47 | 23.5 | 0 | 31 | 0 | 0 | 0 | 0 | 0 | 0 | | | | | | | | | | | | | | | | | |
| FUMBLES | FumLost | Rec Yds | TD | FF | Rec | Yds | TDBds | FUMBLES | FumLost | Rec Yds | TD | FF | Rec | Yds | | | | | | | | | | | | | | |
| A.Quarless | 1 | 0 | 0 | 0 | 0 | 0 | 0 | L.Johnson | 0 | 0 | 0 | 0 | 0 | 0 | | | | | | | | | | | | | | |
| B.McDonald | 1 | 0 | 0 | 0 | 0 | 0 | 0 | B.McDonald | 0 | 0 | 0 | 0 | 0 | 0 | | | | | | | | | | | | | | |
| Total | 1 | 0 | 0 | 0 | 0 | 0 | 0 | Total | 0 | 0 | 0 | 0 | 0 | 0 | | | | | | | | | | | | | | |

FGs - PATs had blocked 0-0

Net Punting Average 43.4

TOTAL RETURN YARDS (not inc. kickoffs) 28

Net Punting Average 43.4

TOTAL RETURN YARDS (not inc. kickoffs) 28

No. and Yards Punt Returns 2-28

No. and Yards Kickoff Returns 2-47

No. and Yards Interception Returns 2-37

PENALTIES Number and Yards 3-20

FUMBLES Number and Lost 1-1

TOUCHDOWNS 0

Rushing 0

Passing 0

EXTRA POINTS Made-Attempts 0-0

Kicking Made-Attempts 0-0

FIELD GOALS Made-Attempts 1-1

RED-ZONE EFFICIENCY 0-1=0%

GOAL-TO-GO EFFICIENCY 0-0=0%

SAFETIES 3

FINAL SCORE 28:12

TIME OF POSSESSION 30:48

FOXBOROUGH, Mass. (AP)—Dan Connolly caught the squib kick and buried the ball in his gut, protecting it with both hands to prepare for a hit that never came.

Following his blockers, New England's 313-pound offensive lineman lumbered toward the middle of the field, tucked the ball under his left arm and took off for the left sideline. Packers safety Charlie Peprah, a mere 203 pounds, tried to swat the ball free near the Green Bay 40, but Connolly pushed him away without slowing down.

Kicker Mason Crosby was easily sidestepped, and so was safety Atari Bigby as Connolly cut back toward the middle of the field. He was eventually brought down at the 4 after rumbling 71 yards to set up the first of two straight touchdowns that helped the Patriots take the lead and beat the Packers 31-27 on Sunday night.

The Patriots had won consecutive blowouts—a combined score of 81-10 vs. the New York Jets and Chicago Bears—and seemed poised to add another after Packers quarterback Aaron Rodgers was sidelined with his second concussion of the season. But backup Matt Flynn, in his first career start, threw three touchdown passes and had Green Bay driving at the end of the game.

On fourth-and-1 from the Patriots 15, Flynn was strip-sacked by linebacker Tully Banta-Cain, and Vince Wilfork fell on the ball with no time left to help New England (12-2) clinch its sixth straight win and match Atlanta for the NFL's best record.

Flynn completed 24-of-37 passes for 251 yards and three touchdowns. He had one interception, which was returned for a 36-yard touchdown by Patriots cornerback Kyle Arrington.

Connolly's 71-yard return, which set up Tom Brady's 2-yard touchdown pass to Aaron Hernandez, is believed to be the longest by an offensive lineman in NFL history. Records before 1976 are incomplete, according to STATS LLC, but the run by Connolly topped the 48-yard touchdown return by Atlanta's Mel Sinder in 1969 that was thought to have been the longest ever.

Brady completed 15-of-24 passes for 163 yards. He has gone nine games and 292 pass attempts without an interception, the third-longest streak in NFL history.

OFFICIALS — Referee: Ed Hochuli (85); Umpire: Chad Brown (31); Head Linesman: Mark Hiltner (28); Line Judge: Thomas Symonette (100); Field Judge: Craig Wroldstad (4); Side Judge: Ronald Torbert (62); Back Judge: Don Carey (126); Replay Official: Tom Sifferman

STARTING LINEUPS

Table with columns for Position, Player, and Team (Green Bay Packers / New England Patriots). Rows include WR, LT, LG, C, RB, QB, TE, FS, and defensive players like DE, LB, ILB, OLB, S, CB, DB.

GREEN BAY SUBSTITUTIONS — K 2, M.Crosby, P 8, T.Maschay, R 23, D.Nance, CB/S 24, J.Bush, CB 28, B.Underwood, RB 30, J.Kuhn, RB 32, B.Jackson, FB 35, K.Hall, CB 37, S.Shields, FB 45, O.Johnson, LB 49, B.Francois, LB 53, D.Briggs, LB 57, M.Wilhelm, LS 61, B.Goodie, T/G 70, T.Lang, C/G 72, J.Spitz, TE 81, A.Quarless, TE 83, T.Crabtree, TE 86, D.Starke, DE 94, J.Wynn, DE 98, C.Wilson, DE 99, D.Harral, DE 100, J.Harris, DE 102, A.Rodgers, CB 22, P.Lee, CB 40, J.Gordy, RB 44, J.Starks, LB 58, F.Zombo, C/G 67, N.McDonald, G/T 74, M.Nevhouse, DE 77, C.Jenkins.

FIELD GOALS (made / & missed)

Table showing field goal attempts by player and team, including player name, number of attempts, and number of goals made.

GREEN BAY DEFENSIVE STATISTICS (official)

Table showing defensive statistics for Green Bay Packers, including sacks, interceptions, fumbles, and touchdowns.

Green Bay Packers

Summary statistics for Green Bay Packers including Rushing, Passing, and Passing Receiving.

Summary statistics for New England Patriots including Rushing, Passing, and Passing Receiving.

Summary statistics for Green Bay Packers including Punting, Punt Returns, Kick Returns, and Fumbles.

Summary statistics for New England Patriots including Punting, Punt Returns, Kick Returns, and Fumbles.

Summary statistics for Green Bay Packers including Total First Downs, Net Yards, and Net Yards Rushing.

Summary statistics for New England Patriots including Total First Downs, Net Yards, and Net Yards Rushing.

Summary statistics for Green Bay Packers including Total First Downs, Net Yards, and Net Yards Rushing.

Summary statistics for New England Patriots including Total First Downs, Net Yards, and Net Yards Rushing.

Summary statistics for Green Bay Packers including FGS - PATs had blocked, Net Punting Average, and Total Return Yards.

Summary statistics for New England Patriots including FGS - PATs had blocked, Net Punting Average, and Total Return Yards.

Green Bay Packers

Summary statistics for Green Bay Packers including Rushing, Passing, and Passing Receiving.

Summary statistics for New England Patriots including Rushing, Passing, and Passing Receiving.

Summary statistics for Green Bay Packers including Punting, Punt Returns, Kick Returns, and Fumbles.

Summary statistics for New England Patriots including Punting, Punt Returns, Kick Returns, and Fumbles.

Summary statistics for Green Bay Packers including Total First Downs, Net Yards, and Net Yards Rushing.

Summary statistics for New England Patriots including Total First Downs, Net Yards, and Net Yards Rushing.

Summary statistics for Green Bay Packers including Total First Downs, Net Yards, and Net Yards Rushing.

Summary statistics for New England Patriots including Total First Downs, Net Yards, and Net Yards Rushing.

Summary statistics for Green Bay Packers including FGS - PATs had blocked, Net Punting Average, and Total Return Yards.

Summary statistics for New England Patriots including FGS - PATs had blocked, Net Punting Average, and Total Return Yards.

GREEN BAY 45, N.Y. GIANTS 17

GREEN BAY 45, N.Y. GIANTS 17

GREEN BAY, Wis. (AP)—The Green Bay Packers set up a season finale with a playoff berth on the line. The New York Giants were 800 miles away from home with a postseason shot nearly as long.

Aaron Rodgers returned from a concussion to throw for 404 yards and four touchdowns and the Packers routed the Giants 45-17 on Sunday while a blizzard blanketed New York, forcing them to spend the night in Wisconsin.

The Giants (9-6) returned to the team hotel in Appleton and didn't leave until Monday evening.

The facts are ugly for New York, which turned the ball over six times a week after squandering a 31-10 lead midway through the fourth quarter in a devastating loss to Philadelphia.

A win over the Packers (9-6) would've clinched a playoff berth for New York.

Instead, the Giants were left looking at a bunch of messy scenarios that began working against them when New Orleans won Monday night.

The Buccaneers, Packers and Giants could all finish 10-6 with only one team advancing. Green Bay controls its postseason hopes— win and they're in.

Eli Manning threw for 301 yards and two touchdowns, but also had four interceptions a week after the Giants allowed the Eagles to score 28 points in the final 17 1/2 minutes.

John Kuhn ran for two touchdowns and caught a pass for a score for the Packers, who will host division-rival Chicago in their final regular-season game next Sunday.

Rodgers sat out last week in a loss at New England because of his second concussion of the season.

Greg Jennings caught seven passes for 142 yards for Green Bay in the first game the Giants played at Lambeau Field since winning the NFC title game here nearly three years ago.

Ahmad Bradshaw tumbled at midfield early in the third quarter. Brandon Jacobs lost one of his own and Manning threw three interceptions in the second half after his two first-half TD passes tied it at 14 before Kuhn's 8-yard touchdown run gave Green Bay a 21-14 halftime lead.

The stakes were evident early. Both teams got into a shoving match early along the New York sideline, and Terrell Thomas' openhanded smack of Donald Driver after the cornerback made a nice tackle drew a personal foul penalty just before the 2-minute warning.

OFFICIALS — Referee: Walt Anderson (66); Umpire: Bill Schuster (129); Head Linesman: Phil McKinley (110); Line Judge: Byron Boston (18); Field Judge: Boris Cheek (41); Side Judge: James Coleman (95); Back Judge: Billy Smith (2); Replay Official: Dale Hamer

STARTING LINEUPS

New York Giants

| Offense | Defense |
|--------------------|-------------------|
| WR 88 H.Nicks | LE 91 J.Tuck |
| LT 66 D.Diehl | LDT 96 B.Coifield |
| LG 69 R.Seubert | RD 99 C.Canty |
| C 60 S.O'Hara | RE 72 O.Umenyiora |
| RG 76 C.Snee | FLB 53 K.Bulluck |
| RT 67 K.McKenzie | MLB 54 J.Goff |
| TE 89 K.Boss | WLB 59 M.Boley |
| WR 82 M.Manningham | LCB 23 C.Weber |
| QB 10 E.Manning | RCB 24 T.Thomas |
| RB 27 B.Jacobs | SS 21 K.Phillips |
| FB 86 B.Pascoe | FS 26 A.Rolle |

Green Bay Packers

| Offense | Defense |
|------------------|--------------------|
| WR 85 G.Jennings | LDE 79 R.Pickett |
| LT 76 C.Chilton | NT 90 B.Raji |
| LG 73 D.Colledge | RE 95 H.Green |
| C 63 S.Wells | LOLB 52 C.Matthews |
| RG 71 J.Sitton | BLB 50 A.Hawk |
| RT 75 B.Bulaga | MLB 55 D.Bishop |
| TE 83 T.Crabtree | ROLB 49 R.Francois |
| WR 80 D.Driver | LCB 21 C.Woodson |
| QB 12 A.Rodgers | RCB 38 T.Williams |
| RB 32 B.Jackson | SS 26 C.Peprah |
| FB 30 J.Kuhn | FS 36 N.Collins |

GREEN BAY SUBSTITUTIONS — K 2 M.Crosby, P 8 T.Masathay, OB 10 M.Flynn, WR 16 B.Swain, CB 22 P.Lee, RB 23 D.Nance, CB/S 24 J.Bush, CB 28 B.Underwood, FB 35 K.Hall, CB 37 S.Shields, FB 45 O.Johnson, LB 57 M.Wilhelm, LS 61 B.Goode, TG 70 T.Lang, C/G 72 J.Spitz, TE 81 A.Overness, TE 86 D.Lee, WR 89 J.Jones, LB 93 E.Walden, DE 94 J.Wynn, DE 98 C.Wilson, **INACTIVES** — OB 6 G.Harrell, CB 40 J.Gordy, RB 44 J.Starks, LB 53 D.Briggs, LB 58 F.Zombo, G 67 N.McDonald, G/T 74 M.Newhouse, DE 77 C.Jenkins.

| Qtr | Time | Play Description (Extra Point) (Drive Info) | UT | A | TFL | IT | Sk | QBH | FE | FR | Int | PD | Home | | | | | | | | | | | | | | | | | | | | | | | | | | | | | | | | | | | | | | | | | | | | | | | | | | | | | | | | | | | | | | | | | | | | | | | | | | | | | | | | | | | | | | | | | | | | | | | | | | | | | | | | | | | | | | | | | | | | | | | | | | |
|--|-------|---|----|----|-----|----|----|-----|-----|----|-----|----|---|---|---|---|-----|--|--|--|--|--|--|--|--|------|---|-----|----|----|-----|----|----|-----------------|----|----|---|----|----|---|---|-------------------|----|---|-----|----|---|---|---|---|---|---|---|-----|---|---|---|---|---|---|---|---|-----|---|---|---|---|---|---|---|---|-----|---|---|---|---|---|---|---|---|-----|---|---|---|---|---|---|---|---|-----|---|---|---|---|---|---|---|---|-----|---|---|---|---|---|---|---|---|-----|---|---|---|---|---|---|---|---|-----|---------------|--|--|--|--|--|--|--|--|----|----|---|----|-----|---|---|---|-----|
| 1 | 7:53 | J.Nelson 80 yd. pass from A.Rodgers (M.Crosby kick) (1-80, 0:11) | | | | | | | | | | | 7 | | | | | | | | | | | | | | | | | | | | | | | | | | | | | | | | | | | | | | | | | | | | | | | | | | | | | | | | | | | | | | | | | | | | | | | | | | | | | | | | | | | | | | | | | | | | | | | | | | | | | | | | | | | | | | | | | | | | | | | | | | |
| 1 | 1:47 | J.Jones 3 yd. pass from A.Rodgers (M.Crosby kick) (10-44, 4:59) | | | | | | | | | | | 14 | | | | | | | | | | | | | | | | | | | | | | | | | | | | | | | | | | | | | | | | | | | | | | | | | | | | | | | | | | | | | | | | | | | | | | | | | | | | | | | | | | | | | | | | | | | | | | | | | | | | | | | | | | | | | | | | | | | | | | | | | | |
| 2 | 11:40 | H.Nicks 36 yd. pass from E.Manning (L.Tynes kick) (4-70, 2:24) | | | | | | | | | | | 14 | | | | | | | | | | | | | | | | | | | | | | | | | | | | | | | | | | | | | | | | | | | | | | | | | | | | | | | | | | | | | | | | | | | | | | | | | | | | | | | | | | | | | | | | | | | | | | | | | | | | | | | | | | | | | | | | | | | | | | | | | | |
| 2 | 5:13 | M.Manningham 85 yd. pass from E.Manning (L.Tynes kick) (1-85, 0:12) | | | | | | | | | | | 14 | | | | | | | | | | | | | | | | | | | | | | | | | | | | | | | | | | | | | | | | | | | | | | | | | | | | | | | | | | | | | | | | | | | | | | | | | | | | | | | | | | | | | | | | | | | | | | | | | | | | | | | | | | | | | | | | | | | | | | | | | | |
| 3 | 1:54 | J.Kuhn 8 yd. run (M.Crosby kick) (6-79, 3:19) | | | | | | | | | | | 21 | | | | | | | | | | | | | | | | | | | | | | | | | | | | | | | | | | | | | | | | | | | | | | | | | | | | | | | | | | | | | | | | | | | | | | | | | | | | | | | | | | | | | | | | | | | | | | | | | | | | | | | | | | | | | | | | | | | | | | | | | | |
| 3 | 9:56 | M.Crosby 31 yd. Field Goal (8-38, 3:27) | | | | | | | | | | | 24 | | | | | | | | | | | | | | | | | | | | | | | | | | | | | | | | | | | | | | | | | | | | | | | | | | | | | | | | | | | | | | | | | | | | | | | | | | | | | | | | | | | | | | | | | | | | | | | | | | | | | | | | | | | | | | | | | | | | | | | | | | |
| 3 | 7:10 | L.Tynes 38 yd. Field Goal (6-46, 2:46) | | | | | | | | | | | 24 | | | | | | | | | | | | | | | | | | | | | | | | | | | | | | | | | | | | | | | | | | | | | | | | | | | | | | | | | | | | | | | | | | | | | | | | | | | | | | | | | | | | | | | | | | | | | | | | | | | | | | | | | | | | | | | | | | | | | | | | | | |
| 3 | 4:44 | D.Lee 1 yd. pass from A.Rodgers (M.Crosby kick) (4-70, 2:26) | | | | | | | | | | | 31 | | | | | | | | | | | | | | | | | | | | | | | | | | | | | | | | | | | | | | | | | | | | | | | | | | | | | | | | | | | | | | | | | | | | | | | | | | | | | | | | | | | | | | | | | | | | | | | | | | | | | | | | | | | | | | | | | | | | | | | | | | |
| 4 | 6:58 | J.Kuhn 5 yd. pass from A.Rodgers (M.Crosby kick) (5-46, 2:49) | | | | | | | | | | | 38 | | | | | | | | | | | | | | | | | | | | | | | | | | | | | | | | | | | | | | | | | | | | | | | | | | | | | | | | | | | | | | | | | | | | | | | | | | | | | | | | | | | | | | | | | | | | | | | | | | | | | | | | | | | | | | | | | | | | | | | | | | |
| 4 | 4:20 | J.Kuhn 1 yd. run (M.Crosby kick) (6-49, 1:55) | | | | | | | | | | | 45 | | | | | | | | | | | | | | | | | | | | | | | | | | | | | | | | | | | | | | | | | | | | | | | | | | | | | | | | | | | | | | | | | | | | | | | | | | | | | | | | | | | | | | | | | | | | | | | | | | | | | | | | | | | | | | | | | | | | | | | | | | |
| <table border="1"> <thead> <tr> <th colspan="13">FIELD GOALS (Made () & missed)</th> </tr> <tr> <th>(38)</th> <th>1</th> <th>2</th> <th>3</th> <th>4</th> <th>OI</th> <th>17</th> <th>45</th> </tr> <tr> <th>New York Giants</th> <td>0</td> <td>14</td> <td>7</td> <td>10</td> <td>14</td> <td></td> <td></td> </tr> <tr> <th>Green Bay Packers</th> <td>14</td> <td>7</td> <td>10</td> <td>14</td> <td></td> <td></td> <td></td> </tr> </thead> </table> | | | | | | | | | | | | | FIELD GOALS (Made () & missed) | | | | | | | | | | | | | (38) | 1 | 2 | 3 | 4 | OI | 17 | 45 | New York Giants | 0 | 14 | 7 | 10 | 14 | | | Green Bay Packers | 14 | 7 | 10 | 14 | | | | | | | | | | | | | | | | | | | | | | | | | | | | | | | | | | | | | | | | | | | | | | | | | | | | | | | | | | | | | | | | | | | | | | | | | | | | | | | | | | | | | | | | | |
| FIELD GOALS (Made () & missed) | | | | | | | | | | | | | | | | | | | | | | | | | | | | | | | | | | | | | | | | | | | | | | | | | | | | | | | | | | | | | | | | | | | | | | | | | | | | | | | | | | | | | | | | | | | | | | | | | | | | | | | | | | | | | | | | | | | | | | | | | | | | | | | | | | | | | | | |
| (38) | 1 | 2 | 3 | 4 | OI | 17 | 45 | | | | | | | | | | | | | | | | | | | | | | | | | | | | | | | | | | | | | | | | | | | | | | | | | | | | | | | | | | | | | | | | | | | | | | | | | | | | | | | | | | | | | | | | | | | | | | | | | | | | | | | | | | | | | | | | | | | | | | | | | | | | | | | | |
| New York Giants | 0 | 14 | 7 | 10 | 14 | | | | | | | | | | | | | | | | | | | | | | | | | | | | | | | | | | | | | | | | | | | | | | | | | | | | | | | | | | | | | | | | | | | | | | | | | | | | | | | | | | | | | | | | | | | | | | | | | | | | | | | | | | | | | | | | | | | | | | | | | | | | | | | | | | |
| Green Bay Packers | 14 | 7 | 10 | 14 | | | | | | | | | | | | | | | | | | | | | | | | | | | | | | | | | | | | | | | | | | | | | | | | | | | | | | | | | | | | | | | | | | | | | | | | | | | | | | | | | | | | | | | | | | | | | | | | | | | | | | | | | | | | | | | | | | | | | | | | | | | | | | | | | | | |
| <table border="1"> <thead> <tr> <th colspan="13">GREEN BAY DEFENSIVE STATISTICS (official)</th> </tr> <tr> <th>UT</th> <th>A</th> <th>TFL</th> <th>IT</th> <th>Sk</th> <th>QBH</th> <th>FE</th> <th>FR</th> <th>Int</th> <th>PD</th> </tr> </thead> <tbody> <tr> <td>6</td> <td>2</td> <td>0</td> <td>8</td> <td>0</td> <td>0</td> <td>0</td> <td>0</td> <td>0</td> <td>1-0</td> </tr> <tr> <td>4</td> <td>3</td> <td>0</td> <td>6</td> <td>0</td> <td>0</td> <td>0</td> <td>0</td> <td>0-0</td> </tr> <tr> <td>5</td> <td>1</td> <td>6</td> <td>0</td> <td>0</td> <td>0</td> <td>0</td> <td>0</td> <td>0-0</td> </tr> <tr> <td>3</td> <td>2</td> <td>0</td> <td>5</td> <td>0</td> <td>0</td> <td>0</td> <td>0</td> <td>1-0</td> </tr> <tr> <td>4</td> <td>0</td> <td>5</td> <td>0</td> <td>0</td> <td>0</td> <td>0</td> <td>0</td> <td>0-0</td> </tr> <tr> <td>3</td> <td>1</td> <td>0</td> <td>4</td> <td>1</td> <td>1</td> <td>0</td> <td>0</td> <td>0-0</td> </tr> <tr> <td>2</td> <td>1</td> <td>1</td> <td>3</td> <td>0</td> <td>0</td> <td>0</td> <td>0</td> <td>0-0</td> </tr> <tr> <td>2</td> <td>0</td> <td>2</td> <td>0</td> <td>0</td> <td>0</td> <td>0</td> <td>0</td> <td>0-0</td> </tr> <tr> <td>2</td> <td>0</td> <td>0</td> <td>2</td> <td>0</td> <td>0</td> <td>0</td> <td>0</td> <td>0-0</td> </tr> <tr> <td colspan="9">Totals</td> <td>35</td> <td>19</td> <td>2</td> <td>54</td> <td>1-5</td> <td>2</td> <td>2</td> <td>2</td> <td>4-7</td> </tr> </tbody> </table> | | | | | | | | | | | | | GREEN BAY DEFENSIVE STATISTICS (official) | | | | | | | | | | | | | UT | A | TFL | IT | Sk | QBH | FE | FR | Int | PD | 6 | 2 | 0 | 8 | 0 | 0 | 0 | 0 | 0 | 1-0 | 4 | 3 | 0 | 6 | 0 | 0 | 0 | 0 | 0-0 | 5 | 1 | 6 | 0 | 0 | 0 | 0 | 0 | 0-0 | 3 | 2 | 0 | 5 | 0 | 0 | 0 | 0 | 1-0 | 4 | 0 | 5 | 0 | 0 | 0 | 0 | 0 | 0-0 | 3 | 1 | 0 | 4 | 1 | 1 | 0 | 0 | 0-0 | 2 | 1 | 1 | 3 | 0 | 0 | 0 | 0 | 0-0 | 2 | 0 | 2 | 0 | 0 | 0 | 0 | 0 | 0-0 | 2 | 0 | 0 | 2 | 0 | 0 | 0 | 0 | 0-0 | Totals | | | | | | | | | 35 | 19 | 2 | 54 | 1-5 | 2 | 2 | 2 | 4-7 |
| GREEN BAY DEFENSIVE STATISTICS (official) | | | | | | | | | | | | | | | | | | | | | | | | | | | | | | | | | | | | | | | | | | | | | | | | | | | | | | | | | | | | | | | | | | | | | | | | | | | | | | | | | | | | | | | | | | | | | | | | | | | | | | | | | | | | | | | | | | | | | | | | | | | | | | | | | | | | | | | |
| UT | A | TFL | IT | Sk | QBH | FE | FR | Int | PD | | | | | | | | | | | | | | | | | | | | | | | | | | | | | | | | | | | | | | | | | | | | | | | | | | | | | | | | | | | | | | | | | | | | | | | | | | | | | | | | | | | | | | | | | | | | | | | | | | | | | | | | | | | | | | | | | | | | | | | | | | | | | | |
| 6 | 2 | 0 | 8 | 0 | 0 | 0 | 0 | 0 | 1-0 | | | | | | | | | | | | | | | | | | | | | | | | | | | | | | | | | | | | | | | | | | | | | | | | | | | | | | | | | | | | | | | | | | | | | | | | | | | | | | | | | | | | | | | | | | | | | | | | | | | | | | | | | | | | | | | | | | | | | | | | | | | | | | |
| 4 | 3 | 0 | 6 | 0 | 0 | 0 | 0 | 0-0 | | | | | | | | | | | | | | | | | | | | | | | | | | | | | | | | | | | | | | | | | | | | | | | | | | | | | | | | | | | | | | | | | | | | | | | | | | | | | | | | | | | | | | | | | | | | | | | | | | | | | | | | | | | | | | | | | | | | | | | | | | | | | | | |
| 5 | 1 | 6 | 0 | 0 | 0 | 0 | 0 | 0-0 | | | | | | | | | | | | | | | | | | | | | | | | | | | | | | | | | | | | | | | | | | | | | | | | | | | | | | | | | | | | | | | | | | | | | | | | | | | | | | | | | | | | | | | | | | | | | | | | | | | | | | | | | | | | | | | | | | | | | | | | | | | | | | | |
| 3 | 2 | 0 | 5 | 0 | 0 | 0 | 0 | 1-0 | | | | | | | | | | | | | | | | | | | | | | | | | | | | | | | | | | | | | | | | | | | | | | | | | | | | | | | | | | | | | | | | | | | | | | | | | | | | | | | | | | | | | | | | | | | | | | | | | | | | | | | | | | | | | | | | | | | | | | | | | | | | | | | |
| 4 | 0 | 5 | 0 | 0 | 0 | 0 | 0 | 0-0 | | | | | | | | | | | | | | | | | | | | | | | | | | | | | | | | | | | | | | | | | | | | | | | | | | | | | | | | | | | | | | | | | | | | | | | | | | | | | | | | | | | | | | | | | | | | | | | | | | | | | | | | | | | | | | | | | | | | | | | | | | | | | | | |
| 3 | 1 | 0 | 4 | 1 | 1 | 0 | 0 | 0-0 | | | | | | | | | | | | | | | | | | | | | | | | | | | | | | | | | | | | | | | | | | | | | | | | | | | | | | | | | | | | | | | | | | | | | | | | | | | | | | | | | | | | | | | | | | | | | | | | | | | | | | | | | | | | | | | | | | | | | | | | | | | | | | | |
| 2 | 1 | 1 | 3 | 0 | 0 | 0 | 0 | 0-0 | | | | | | | | | | | | | | | | | | | | | | | | | | | | | | | | | | | | | | | | | | | | | | | | | | | | | | | | | | | | | | | | | | | | | | | | | | | | | | | | | | | | | | | | | | | | | | | | | | | | | | | | | | | | | | | | | | | | | | | | | | | | | | | |
| 2 | 0 | 2 | 0 | 0 | 0 | 0 | 0 | 0-0 | | | | | | | | | | | | | | | | | | | | | | | | | | | | | | | | | | | | | | | | | | | | | | | | | | | | | | | | | | | | | | | | | | | | | | | | | | | | | | | | | | | | | | | | | | | | | | | | | | | | | | | | | | | | | | | | | | | | | | | | | | | | | | | |
| 2 | 0 | 0 | 2 | 0 | 0 | 0 | 0 | 0-0 | | | | | | | | | | | | | | | | | | | | | | | | | | | | | | | | | | | | | | | | | | | | | | | | | | | | | | | | | | | | | | | | | | | | | | | | | | | | | | | | | | | | | | | | | | | | | | | | | | | | | | | | | | | | | | | | | | | | | | | | | | | | | | | |
| Totals | | | | | | | | | 35 | 19 | 2 | 54 | 1-5 | 2 | 2 | 2 | 4-7 | | | | | | | | | | | | | | | | | | | | | | | | | | | | | | | | | | | | | | | | | | | | | | | | | | | | | | | | | | | | | | | | | | | | | | | | | | | | | | | | | | | | | | | | | | | | | | | | | | | | | | | | | | | | | | | | | | | | | | |

| RUSHING | ATT | YDS | AVG | LG | TD | | | |
|----------------|---------|-----|------|------|----|-----------------------------|-----|-------|
| B.Jackson | 18 | 39 | 2.2 | 6 | 0 | | | |
| D.Nance | 9 | 32 | 3.6 | 6 | 0 | | | |
| A.Rodgers | 2 | 26 | 13.0 | 15 | 0 | | | |
| J.Kuhn | 6 | 22 | 3.7 | 8 | 2 | | | |
| Total | 35 | 119 | 3.4 | 15 | 2 | | | |
| PASSING | ATT | CMP | YDS | SKYD | TD | LG <td>INT</td> <td>RT</td> | INT | RT |
| E.Manning | 33 | 17 | 301 | 1/5 | 2 | 85 | 4 | 63.6 |
| Total | 33 | 17 | 301 | 1/5 | 2 | 85 | 4 | 63.6 |
| PASS RECEIVING | NO | YDS | AVG | LG | TD | | | |
| A.Bradsaw | 5 | 41 | 8.2 | 13 | 0 | | | |
| M.Manningham | 4 | 132 | 33.0 | 85 | 1 | | | |
| H.Nicks | 4 | 93 | 23.3 | 36 | 1 | | | |
| D.Ware | 2 | 24 | 12.0 | 18 | 0 | | | |
| D.Hagan | 2 | 11 | 5.5 | 8 | 0 | | | |
| Total | 17 | 301 | 17.7 | 85 | 2 | | | |
| INTERCEPTIONS | NO | YDS | AVG | LG | TD | | | |
| T.Williams | 1 | 9 | 9.0 | 9 | 0 | | | |
| S.Shields | 1 | 0 | 0.0 | 0 | 0 | | | |
| N.Collins | 1 | 0 | 0.0 | 0 | 0 | | | |
| A.Hawk | 1 | -2 | -2.0 | -2 | 0 | | | |
| Total | 4 | 7 | 1.8 | 9 | 0 | | | |
| PUNTING | NO | YDS | AVG | NET | TB | IN20 | LG | |
| M.Dodge | 4 | 169 | 42.3 | 40.5 | 0 | 3 | 55 | |
| Total | 4 | 169 | 42.3 | 40.5 | 0 | 3 | 55 | |
| PUNT RETURNS | NO | YDS | AVG | FC | LG | TD | | |
| A.Boss | 3 | 13 | 4.3 | 1 | 9 | 0 | | |
| (out/bnds) | 1 | 0 | 0.0 | 0 | 0 | 0 | | |
| Returns | 3 | 13 | 4.3 | 1 | 9 | 0 | | |
| KICK RETURNS | NO | YDS | AVG | FC | LG | TD | | |
| D.Ware | 7 | 135 | 19.3 | 0 | 31 | 0 | | |
| H.Nicks | 1 | 14 | 14.0 | 0 | 14 | 0 | | |
| Returns | 8 | 149 | 18.6 | 0 | 31 | 0 | | |
| FUMBLES | FumLost | Rec | Yds | TD | FF | Rec | Yds | TDBds |
| A.Bradsaw | 1 | 0 | 0 | 0 | 0 | 0 | 0 | 0 |
| B.Jacobs | 1 | 0 | 0 | 0 | 0 | 0 | 0 | 0 |
| A.Rolle | 0 | 0 | 0 | 0 | 0 | 0 | 0 | 0 |
| J.Tuck | 0 | 0 | 0 | 0 | 0 | 0 | 0 | 0 |
| Total | 2 | 0 | 0 | 0 | 1 | 1 | 0 | 0 |

| RUSHING | ATT | YDS | AVG | LG | TD | | | |
|----------------|---------|-----|------|------|----|-----------------------------|-----|-------|
| B.Jackson | 18 | 39 | 2.2 | 6 | 0 | | | |
| D.Nance | 9 | 32 | 3.6 | 6 | 0 | | | |
| A.Rodgers | 2 | 26 | 13.0 | 15 | 0 | | | |
| J.Kuhn | 6 | 22 | 3.7 | 8 | 2 | | | |
| Total | 35 | 119 | 3.4 | 15 | 2 | | | |
| PASSING | ATT | CMP | YDS | SKYD | TD | LG <td>INT</td> <td>RT</td> | INT | RT |
| A.Rodgers | 37 | 25 | 404 | 2/8 | 4 | 80 | 0 | 139.9 |
| Total | 37 | 25 | 404 | 2/8 | 4 | 80 | 0 | 139.9 |
| PASS RECEIVING | NO | YDS | AVG | LG | TD | | | |
| G.Jennings | 7 | 142 | 20.3 | 36 | 0 | | | |
| J.Nelson | 4 | 124 | 31.0 | 80 | 1 | | | |
| J.Jones | 4 | 36 | 9.0 | 13 | 1 | | | |
| D.Driver | 3 | 44 | 14.7 | 33 | 0 | | | |
| J.Kuhn | 2 | 7 | 3.5 | 5 | 1 | | | |
| D.Lee | 2 | 4 | 2.0 | 3 | 1 | | | |
| T.Crabtree | 1 | 21 | 21.0 | 21 | 0 | | | |
| A.Quares | 1 | 16 | 16.0 | 16 | 0 | | | |
| B.Jackson | 1 | 10 | 10.0 | 10 | 0 | | | |
| Total | 25 | 404 | 16.2 | 80 | 4 | | | |
| INTERCEPTIONS | NO | YDS | AVG | LG | TD | | | |
| T.Williams | 1 | 9 | 9.0 | 9 | 0 | | | |
| S.Shields | 1 | 0 | 0.0 | 0 | 0 | | | |
| N.Collins | 1 | 0 | 0.0 | 0 | 0 | | | |
| A.Hawk | 1 | -2 | -2.0 | -2 | 0 | | | |
| Total | 4 | 7 | 1.8 | 9 | 0 | | | |
| PUNTING | NO | YDS | AVG | NET | TB | IN20 | LG | |
| T.Masathay | 5 | 208 | 41.6 | 39.0 | 0 | 1 | 54 | |
| Total | 5 | 208 | 41.6 | 39.0 | 0 | 1 | 54 | |
| PUNT RETURNS | NO | YDS | AVG | FC | LG | TD | | |
| T.Williams | 2 | 7 | 3.5 | 0 | 4 | 0 | | |
| (downed) | 1 | 0 | 0.0 | 0 | 0 | 0 | | |
| (out/bnds) | 1 | 0 | 0.0 | 0 | 0 | 0 | | |
| Returns | 2 | 7 | 3.5 | 0 | 4 | 0 | | |
| KICK RETURNS | NO | YDS | AVG | FC | LG | TD | | |
| S.Shields | 4 | 60 | 15.0 | 0 | 23 | 0 | | |
| Returns | 4 | 60 | 15.0 | 0 | 23 | 0 | | |
| FUMBLES | FumLost | Rec | Yds | TD | FF | Rec | Yds | TDBds |
| J.Nelson | 1 | 0 | 0 | 0 | 0 | 0 | 0 | 0 |
| A.Rodgers | 1 | 0 | 0 | 0 | 0 | 0 | 0 | 0 |
| J.Kuhn | 0 | 0 | 0 | 0 | 0 | 0 | 0 | 0 |
| C.Matthews | 0 | 0 | 0 | 0 | 0 | 0 | 0 | 0 |
| C.Woodson | 0 | 0 | 0 | 0 | 0 | 0 | 0 | 0 |
| A.Bigby | 0 | 0 | 0 | 0 | 0 | 0 | 0 | 0 |
| N.Collins | 0 | 0 | 0 | 0 | 0 | 0 | 0 | 0 |
| Total | 2 | 0 | 0 | 0 | 0 | 0 | 0 | 0 |

| TOTAL FIRST DOWNS | By Rushing | By Passing | By Penalty |
|-------------------|------------|------------|------------|
| 16 | 6 | 3 | 7 |
| 27 | 11 | 11 | 5 |
| 19 | 2 | 11 | 1 |
| 7 | 1 | 0 | 6 |
| 6-13-46% | 4-12-35% | 1-1-100% | 0-0-0% |
| 515 | 386 | 55 | 74 |
| 74 | 55 | 7 | 119 |
| 35 | 21 | 3 | 11 |
| 3.4 | 4.3 | 2.8 | 4.4 |
| 296 | 296 | 0 | 0 |
| 1-5 | 2-8 | 0 | 0 |
| 301 | 301 | 0 | 0 |
| 37-17-4 | 33-17-4 | 0 | 0 |
| 10.2 | 8.7 | 0 | 0 |
| 4-0-0 | 8-0-0 | 0 | 0 |
| 5-41.6 | 4-42.3 | 0 | 0 |

| ATT | YDS | AVG | LG | TD |
|-----|-----|------|------|----|
| 18 | 39 | 2.2 | 6 | 0 |
| 9 | 32 | 3.6 | 6 | 0 |
| 2 | 26 | 13.0 | 15 | 0 |
| 6 | 22 | 3.7 | 8 | 2 |
| 35 | 119 | 3.4 | 15 | 2 |
| 37 | 25 | 404 | 2/8 | 4 |
| 37 | 25 | 404 | 2/8 | 4 |
| 7 | 142 | 20.3 | 36 | 0 |
| 4 | 124 | 31.0 | 80 | 1 |
| 4 | 36 | 9.0 | 13 | 1 |
| 3 | 44 | 14.7 | 33 | 0 |
| 2 | 7 | 3.5 | 5 | 1 |
| 2 | 4 | 2.0 | 3 | 1 |
| 1 | 21 | 21.0 | 21 | 0 |
| 1 | 16 | 16.0 | 16 | 0 |
| 1 | 10 | 10.0 | 10 | 0 |
| 25 | 404 | 16.2 | 80 | 4 |
| 1 | 9 | 9.0 | 9 | 0 |
| 1 | 0 | 0.0 | 0 | 0 |
| 1 | 0 | 0.0 | 0 | 0 |
| 1 | -2 | -2.0 | -2 | 0 |
| 4 | 7 | 1.8 | 9 | 0 |
| 5 | 208 | 41.6 | 39.0 | 0 |
| 5 | 208 | 41.6 | 39.0 | 0 |
| 2 | 7 | 3.5 | 0 | 4 |
| 1 | 0 | 0.0 | 0 | 0 |
| 1 | 0 | 0.0 | 0 | |

GREEN BAY 10, CHICAGO 3

GREEN BAY, Wis. (AP)—The Chicago Bears wanted to see where they stood in a hostile environment with the playoffs at stake. When they play in two weeks, it'll be their fans creating the raucous atmosphere.

Aaron Rodgers threw a touchdown pass and the Green Bay Packers clinched a playoff berth with a 10-3 victory over their division rivals to enter the postseason as a sixth seed.

Despite an anemic offensive performance, Chicago feels good about its chances, too. Still, being healthy and rested is a good start for the NFC North champs. Chicago (11-5) will face either Philadelphia, Seattle or New Orleans after a week off to scheme for a second-round opponent.

The Packers know for sure they won't return to Lambeau Field this season. If Green Bay (10-6) beats the Eagles on Sunday, the Packers would reach Atlanta to face the conference's No. 1 seed.

Green Bay trailed 3-0 at halftime in a game the Packers had to win to get into the postseason and were tied going into the fourth quarter, while Chicago continued playing all its starters.

Green Bay trailed 3-0 at halftime in a game the Packers had to win to get into the postseason and were tied going into the fourth quarter, while Rodgers connected with his two most trusted receivers—Donald Driver for 21 yards and Greg Jennings for 46 yards—to move to the 1, where he found tight end Donald Lee for the touchdown with 12:42 left.

Rodgers finished with 229 yards, a touchdown and an interception as Green Bay made the postseason despite 15 players on injured reserve, including six starters.

Chicago had three possessions with a chance to tie, but only began moving on its final drive starting at its own 2 and crossing midfield on the 10th play. At the Packers 32 with 20 seconds left, Jay Cutler's pass sailed over the head of Devin Hester, and was intercepted by Nick Collins.

Cutler was sacked six times, including two-and-a-half times by linebacker Erik Walden, who has had extended playing time because Green Bay is so thin at the position. Still Cutler said he thought it was a good idea to play the starters, only joking that he asked Smith to rethink the plan after he was brought down over and over.

The Packers again relied on the defense, which Head Coach Mike McCarthy called outstanding.

Green Bay didn't look anything like the team that routed the New York Giants to keep its playoff hopes alive last week and trailed on Sunday when Robbie Gould kicked a 30-yard field goal to give Chicago a 3-0 lead late in the second quarter.

In the second half, the Packers squandered a first-and-goal chance at the 1, settling for a short field goal by Mason Crosby to tie it, but Green Bay wouldn't waste its next opportunity in the red zone.

The Bears are sure they won't blow their next chance, either, pointing to another strong defensive effort and the chance to play at home after getting a few key days off to rest.

OFFICIALS — Referee: Alberto Riveron (57); Umpire: Scott Dawson (70); Head Linesman: Jim Mello (48); Line Judge: Ron Phares (10);

Field Judge: Steve Zimmer (33); Side Judge: Jimmy DeBell (58); Back Judge: Lee Dyer (27); Replay Official: Jim Lapetina

STARTING LINEUPS

| Chicago Bears | | | Green Bay Packers | | |
|---------------------|--------------------|-------------|-------------------|-------------------|---------------|
| Offense | Defense | Kick | Offense | Defense | Kick |
| WR 13 J.Knox | LE 71 I.idonije | 77 M.Crosby | WR 85 G.Jennings | LDE 79 R.Pickett | 79 R.Pickett |
| LT 68 F.Omyale | DT 91 T.Harris | | LT 76 C.Clifton | NT 90 B.Raji | 90 B.Raji |
| LG 74 C.Williams | NT 95 A.Adams | | LG 73 D.Colegate | LDE 52 C.Matthews | 52 C.Matthews |
| C 57 O.Kreutz | RE 90 J.Peppers | | C 63 S.Wells | BLB 50 A.Hawk | 50 A.Hawk |
| RG 63 R.Garza | VLB 55 L.Briggs | | RG 71 J.Stanton | MLB 55 D.Bishop | 55 D.Bishop |
| RT 73 J.Webb | MLB 54 B.Urriacher | | RT 75 B.Bulaga | ROLB 93 E.Walden | 93 E.Walden |
| TE 82 G.Olsen | SLB 53 M.Roach | | TE 86 D.Lee | LGB 21 C.Woodson | 21 C.Woodson |
| WR 23 D.Hester | LGB 26 T.Jennings | | WR 80 D.Driver | RCB 38 T.Williams | 38 T.Williams |
| QB 6 J.Cutler | RCB 33 C.Tillman | | QB 12 A.Rodgers | SS 26 C.Pegrah | 26 C.Pegrah |
| RB 22 M.Forte | SS 38 D.Manning | | RB 32 B.Jackson | FS 36 N.Collins | 36 N.Collins |
| FB 86 B.Manumaleuna | FS 46 C.Harris | | FB 45 Q.Johnson | CB 37 S.Shields | 37 S.Shields |

GREEN BAY SUBSTITUTIONS—K2 M.Crosby, P8 T.Mashay, WR 16 B.Svain, CB 22 P.Lee, RB 23 D.Nance, CB 24 J.Bush, CB 28 B.Underwood, RB 30 J.Kuhn, RB 44 J.Starks, LB 49 R.Francois, LB 53 D.Briggs, LB 57 M.Wilhelm, LB 61 B.Goode, TE 68 G.T.Lang, C/G 72 J.Spliz, TE 81 A.Quarless, TE 83 T.Crabtree, WR 87 J.Melvin, WR 89 J.Jones, DE 94 J.Wynn, NT 95 H.Green, DE 98 C.Wilson, **DID NOT PLAY**—QB 10 M.Flynn, **INACTIVES**—QB 6 G.Harrell, S 20 A.Bigby, FB 35 K.Hall, CB 40 J.Gordy, LB 58 F.Zombo, C/G 62 E.Dietrich-Smith, G 67 N.McDonald, DE 77 C.Jenkins.

| Player | Qtr | Time | Play Description (Extra Point) | Drive Info | Field | Score | QBR | QB FF | FR | Int | PD |
|-------------------|-----|-------|---------------------------------|------------------------------|-------|-------|-----|-------|----|-----|----|
| R.Gould | | | | | | | | | | | |
| Chicago Bears | 1 | 2:30 | R.Gould 30 yd. Field Goal | (10-62, 5:15) | 1-3 | 3 | | | | 0 | |
| Green Bay Packers | 0 | 3:00 | M.Crosby 23 yd. Field Goal | (6-39, 3:26) | 0-0 | 3 | | | | 0 | |
| Team | 4 | 12:42 | D.Lee 1 yd. pass from A.Rodgers | (M.Crosby kick) (5-75, 2:50) | 3-10 | 3 | | | | 10 | |

FIELD GOALS (made L & missed)

| Player | Qtr | Time | Yards | Result | OT | Total |
|----------|-----|------|-------|--------|----|-------|
| M.Crosby | 1 | 2:30 | 30 | Made | 0 | 3 |
| | 0 | 3:00 | 23 | Made | 0 | 3 |
| | 0 | 3:00 | 3 | Missed | 0 | 3 |

GREEN BAY DEFENSIVE STATISTICS (official)

| Player | UT | A | TEL | TT | Sck | QBH | FF | FR | Int | PD |
|---------------|-----------|-----------|----------|-----------|----------|-----------|-----------|----------|----------|----------------|
| E.Walden | 12 | 4 | 3 | 16 | 3 | 28 | 5 | 0 | 0 | 0 |
| A.Hawk | 11 | 2 | 0 | 13 | 5 | 4 | 5 | 0 | 0 | 0 |
| S.Woodson | 5 | 3 | 1 | 8 | 1 | 8 | 0 | 0 | 0 | 0 |
| D.Bishop | 4 | 4 | 0 | 8 | 0 | 0 | 0 | 0 | 0 | 0 |
| C.Pegrah | 3 | 2 | 0 | 5 | 0 | 0 | 0 | 0 | 0 | 0 |
| T.Williams | 3 | 2 | 0 | 5 | 0 | 0 | 0 | 0 | 0 | 0 |
| C.Matthews | 3 | 1 | 1 | 4 | 1 | 6 | 2 | 0 | 0 | 0 |
| Totals | 50 | 25 | 6 | 75 | 6 | 51 | 11 | 0 | 0 | 2-24 14 |

Chicago Bears

| RUSHING | ATT | YDS | AVG | LG | TD | | | |
|----------|-----|-----|-----|------|----|----|-----|------|
| M.Forte | 15 | 91 | 6.1 | 25 | 0 | | | |
| C.Taylor | 3 | 11 | 3.7 | 5 | 0 | | | |
| J.Cutler | 2 | 8 | 4.0 | 7 | 0 | | | |
| Total | 20 | 110 | 5.5 | 25 | 0 | | | |
| PASSING | ATT | CMP | YDS | SKYD | TD | LG | INT | RT |
| J.Cutler | 39 | 21 | 168 | 6/51 | 0 | 27 | 2 | 43.5 |
| Total | 39 | 21 | 168 | 6/51 | 0 | 27 | 2 | 43.5 |

PASS RECEIVING

| Player | No | YDS | AVG | LG | TD |
|----------|----|-----|------|----|----|
| M.Forte | 8 | 60 | 7.5 | 27 | 0 |
| R.Davis | 7 | 63 | 9.0 | 21 | 0 |
| G.Olsen | 5 | 29 | 5.8 | 7 | 0 |
| D.Hester | 1 | 16 | 16.0 | 16 | 0 |
| Total | 21 | 168 | 8.0 | 27 | 0 |

INTERCEPTIONS

| Player | No | YDS | AVG | LG | TD |
|-----------|----|-----|------|----|----|
| C.Tillman | 1 | 42 | 42.0 | 42 | 0 |
| Total | 1 | 42 | 42.0 | 42 | 0 |

PUNTING

| Player | No | YDS | AVG | NET | TB | IN20 | LG | TD |
|-----------|----|-----|------|------|----|------|----|----|
| B.Maynard | 8 | 364 | 45.5 | 36.8 | 1 | 2 | 53 | 0 |
| Total | 8 | 364 | 45.5 | 36.8 | 1 | 2 | 53 | 0 |

Green Bay Packers

| RUSHING | ATT | YDS | AVG | LG | TD | | | |
|-----------|-----|-----|-----|------|----|----|-----|------|
| A.Rodgers | 7 | 21 | 3.0 | 7 | 0 | | | |
| J.Starks | 5 | 20 | 4.0 | 6 | 0 | | | |
| B.Jackson | 7 | 19 | 2.7 | 8 | 0 | | | |
| J.Kuhn | 4 | 0 | 0.0 | 1 | 0 | | | |
| Total | 23 | 60 | 2.6 | 8 | 0 | | | |
| PASSING | ATT | CMP | YDS | SKYD | TD | LG | INT | RT |
| A.Rodgers | 28 | 19 | 229 | 2/5 | 1 | 46 | 1 | 89.7 |
| Total | 28 | 19 | 229 | 2/5 | 1 | 46 | 1 | 89.7 |

PASS RECEIVING

| Player | No | YDS | AVG | LG | TD |
|------------|----|-----|------|----|----|
| D.Driver | 5 | 41 | 8.2 | 21 | 0 |
| G.Jennings | 4 | 97 | 24.3 | 46 | 0 |
| J.Nelson | 2 | 39 | 19.5 | 25 | 0 |
| B.Jackson | 2 | 16 | 8.0 | 10 | 0 |
| J.Starks | 2 | 15 | 7.5 | 12 | 0 |
| J.Jones | 1 | 8 | 8.0 | 8 | 0 |
| J.Kuhn | 1 | 7 | 7.0 | 7 | 0 |
| A.Quarless | 1 | 5 | 5.0 | 5 | 0 |
| D.Lee | 1 | 1 | 1.0 | 1 | 0 |
| Total | 19 | 229 | 12.1 | 46 | 1 |

INTERCEPTIONS

| Player | No | YDS | AVG | LG | TD |
|-----------|----|-----|------|----|----|
| N.Collins | 1 | 24 | 24.0 | 24 | 0 |
| C.Pegrah | 1 | 0 | 0.0 | 0 | 0 |
| Total | 2 | 24 | 12.0 | 24 | 0 |

PUNTING

| Player | No | YDS | AVG | NET | TB | IN20 | LG | TD |
|----------|----|-----|------|------|----|------|----|----|
| T.Mashay | 8 | 348 | 43.5 | 36.6 | 1 | 4 | 56 | 0 |
| Total | 8 | 348 | 43.5 | 36.6 | 1 | 4 | 56 | 0 |

PUNTING RETURNS

| Player | No | YDS | AVG | FC | LG | TD |
|--------------|----|-----|--|-----------------------------|----------------|----|
| T.Williams | 5 | 50 | 10.0 | 0 | 41 | 0 |
| (out/bnds) | 2 | 0 | 0.0 | 0 | 0 | 0 |
| (t/back) | 1 | 0 | 0.0 | 0 | 0 | 0 |
| Returns | 2 | 35 | 17.5 | 1 | 19 | 0 |
| KICK RETURNS | NO | YDS | AVG <td>FC <td>LG <td>TD</td> </td></td> | FC <td>LG <td>TD</td> </td> | LG <td>TD</td> | TD |
| D.Manning | 2 | 31 | 15.5 | 0 | 28 | 0 |
| (t/back) | 1 | 0 | 0.0 | 0 | 0 | 0 |
| Returns | 2 | 31 | 15.5 | 0 | 28 | 0 |

FUMBLE RETURNS

| Player | No | YDS | AVG | FC | LG | TD |
|-----------|----|-----|-----|----|----|----|
| D.Moore | 0 | 0 | 0.0 | 0 | 0 | 0 |
| C.Tillman | 0 | 0 | 0.0 | 0 | 0 | 0 |
| Total | 0 | 0 | 0.0 | 0 | 0 | 0 |

FUMBLE RETURNS

| Player | No | YDS | AVG | FC | LG | TD |
|-----------|----|-----|-----|----|----|----|
| D.Driver | 1 | 0 | 0.0 | 0 | 0 | 0 |
| A.Rodgers | 1 | 0 | 0.0 | 0 | 0 | 0 |
| B.Jackson | 0 | 0 | 0.0 | 0 | 0 | 0 |
| Total | 2 | 0 | 0.0 | 0 | 0 | 0 |

KICK RETURNS

| Player | No | YDS | AVG | FC | LG | TD |
|---------|----|-----|------|----|----|----|
| P.Lee | 2 | 47 | 23.5 | 0 | 26 | 0 |
| Returns | 2 | 47 | 23.5 | 0 | 26 | 0 |

FUMBLES

| Player | Fum | Lost | Ret | Yds | TD | FF | Rec | Opp |
|-----------|-----|------|-----|-----|----|----|-----|-----|
| D.Driver | 1 | 1 | 0 | 0 | 0 | 0 | 0 | 0 |
| A.Rodgers | 1 | 0 | 0 | -2 | 0 | 0 | 0 | 0 |
| B.Jackson | 0 | 0 | 1 | 0 | 0 | 0 | 0 | 0 |
| Total | 2 | 1 | 1 | -2 | 0 | 0 | 0 | 0 |

FGS - PATs had blocked

| Player | No | Yards | Yards (not inc. kickoffs) | Home |
|------------------------------------|------|-------|---------------------------|---------|
| Net Punting Average | | | 36.8 | 36.6 |
| Total Return Yards | 74 | | | 74 |
| No. and Yards Punt Returns | 2-35 | | | 5-50 |
| No. and Yards Kickoff Returns | 2-31 | | | 2-47 |
| No. and Yards Interception Returns | 1-42 | | | 2-24 |
| PENALTIES Number and Yards | 6-46 | | | 4-30 |
| FUMBLE Number and Lost | 0-0 | | | 2-1 |
| TOUCHDOWNS | | | 0 | 1 |
| Rushing | | | 0 | 0 |
| Passing | | | 0 | 0 |
| EXTRA POINTS Made-Attempts | 0-0 | | | 1-1 |
| Kicking Made-Attempts | 0-0 | | | 1-1 |
| FIELD GOALS Made-Attempts | 1-1 | | | 1-1 |
| RED-ZONE EFFICIENCY | | | 0-2/0% | 1-2/50% |
| GOAL-TO-GO EFFICIENCY | | | 0-1/0% | 1-2/50% |
| SAFETIES | | | 3 | 10 |
| FINAL SCORE | | | 30-40 | 29-20 |

GREEN BAY 21, PHILADELPHIA 16

Lincoln Financial Field, Sunday, Jan. 9, 2011, Attendance: 69,144. Time: 3:02. Weather: 30° F, Humidity: 42 percent. Wind: WNW 18 mph

PHILADELPHIA (AP)—Aaron Rodgers watched helplessly from the sideline, hoping the defense could get a big stop to preserve his biggest win. When Tramon Williams intercepted Michael Vick's pass in the end zone, Rodgers threw his hands up and pumped his fist. It was a low-key celebration by Brett Favre standards, but perhaps one that was fitting—Rodgers has finally shed the ghost of Favre.

He's building his own legacy with the Green Bay Packers, and now has his first playoff victory. Rodgers threw three touchdown passes while seldom-used rookie James Starks ran for 123 yards in a 21-16 wild-card win over the Philadelphia Eagles on Sunday.

Rodgers was merely a spectator while Vick nearly led the Eagles back. But Williams played game after game for Riley Cooper with 33 seconds left to end it, sending the sixth-seeded Packers (11-6) to Atlanta (13-3) for a divisional playoff game next Saturday night.

Favre may have run on the field and carried Williams off on his shoulder after that play, a big grin on his face. Rodgers is a little more subdued than No. 4, though. He grabbed his helmet and went out to kneel down for the final play.

Rodgers has shown patience before. He waited three years to become Green Bay's starter and took over after Favre's messy departure before the 2008 season. He long ago made Packers fans forget about Favre, and now has punctuated his impressive resume with his first playoff win.

It wasn't Rodgers' fault Green Bay lost 51-45 in overtime to Arizona last January. These aren't the same Packers. This patchwork squad has 10 new starters, and a much stronger defense.

Clay Matthews, Charles Woodson and Co. contained Vick for the most part. He threw for 292 yards and ran for 33 in his first playoff start since losing the 2005 NFC championship game on the same field as a member of the Atlanta Falcons.

Vick has come a long way since he was one of the game's biggest stars during his days in Atlanta. He missed two seasons while serving 18 months in prison for his role in a dogfighting operation, played sparingly in a backup role last year, and only got his chance after Matthews knocked Kevin Kolb out in Green Bay's 27-20 win in Philadelphia in Week 1.

Vick made the most of the opportunity. He had the best season of his career and was selected to start the Pro Bowl for the NFC.

He can go to Hawaii now because the Eagles (10-7) are going home.

This was the Packers' third straight win in an elimination game. They routed the Giants on Dec. 26 to stay alive in the playoff race, and beat Chicago last week to secure a berth.

The Eagles were the talk of the NFL after a sensational comeback win at the New York Giants on Dec. 19. But a stunning loss to lowly Minnesota on Dec. 28 cost the NFC East champions a chance at a first-round bye, and it seemed their Super Bowl hopes went down with that defeat.

Then again, the Eagles might have advanced if Pro Bowl kicker David Akers hadn't missed field goals of 41 and 34 yards.

The supposedly one-dimensional Packers found a running game by giving the ball to Starks. The sixth-round pick who played in just three games had 101 yards rushing all year. The Packers have had trouble running after Ryan Grant went down for the season in Week 1, but they exposed weaknesses in Philadelphia's defense.

OFFICIALS — Referee: Peter Morelli (135); Umpire: Ruben Fowler (71); Head Linesman: Tony Veteri (36); Line Judge: John Hussey (35); Field Judge: Jon Luciwansky (89); Side Judge: Don Carlsen (39); Back Judge: Rob Vornatchi (75); Replay Official: Al Hynes

STARTING LINEUPS

| Green Bay Packers | | Philadelphia Eagles | |
|-------------------|--------------------|---------------------|--------------------|
| Offense | Defense | Offense | Defense |
| WR 85 G.Jennings | LDE 79 R.Pickett | WR 18 J.MacLin | LDE 75 J.Parker |
| LT 76 C.Clifton | NT 90 B.Raji | LT 71 J.Peters | LDT 98 M.Patterson |
| LG 73 D.Colledge | LOBL 52 C.Matthews | LG 79 T.Herremans | RODT 90 A.Dixon |
| C 63 S.Wells | BLB 50 A.Hawk | C 77 M.McGlynn | RDE 58 T.Cole |
| RG 71 J.Sitton | MLB 55 D.Bishop | RG 59 N.Cole | WILL 50 E.Sims |
| RT 75 B.Bulaga | ROLB 93 E.Walden | RT 74 W.Justice | MLB 51 J.Chaney |
| TE 86 D.Lee | LCB 21 C.Woodson | TE 87 B.Celek | SAM 53 M.Fokou |
| QB 12 A.Quarless | RCB 38 T.Williams | WR 10 D.Jackson | LOB 22 A.Samuel |
| TE 12 A.Quarless | 3CB 37 S.Shields | TE 82 C.Harbor | RCB 23 D.Patterson |
| RB 44 J.Starks | SS 26 C.Peprah | RB 25 L.McCoy | SS 27 O.Mikell |
| FB 45 Q.Johnson | FS 36 N.Collins | QB 7 M.Vick | FS 42 K.Coleman |

GREEN BAY SUBSTITUTIONS—K 2 M.Crosby, P 8 T.Mashay, WR 16 B.Swain, CB 22 P.Lee, RB 23 D.Nance, CB 24 L.Bush, CB 28 B.Underwood, RB 30 J.Kuhn, TE 32 B.Jackson, LB 49 R.Francois, LB 53 D.Briggs, LB 57 M.Wilhelm, LS 61 B.Goode, LG 70 T.Lang, CG 72 J.Spitz, DE 77 C.Jenkins, WR 80 D.Driver, TE 83 T.Crabtree, WR 87 J.Nelson, WR 89 J.Jones, DE 94 J.Wynn, DE 98 C.Wilson, DE 99 M.Flynn, **INACTIVES**—OB 6 G.Harrell, S 20 A.Bigby, FB 35 K.Hall, CB 40 J.Gordy, LB 58 F.Zombo, CG 62 E.Dietrich-Smith, G 67 N.McDonald, NT 95 H.Green.

FIELD GOALS (made) & missed)

| Player | Made | Missed |
|-----------|------|--------|
| D.Akers | 1 | 2 |
| 41WR (29) | 3 | 4 |
| 34WR | 7 | 0 |
| OT | 0 | 0 |
| Total | 11 | 16 |

GREEN BAY DEFENSIVE STATISTICS (official)

| Player | UT | A | TFL | Int | PD | Sck | QBH | FF | FR | Int | PD |
|---------------|-----------|-----------|----------|-----------|----------|-----------|----------|----------|----------|----------|----------|
| E.Walden | 5 | 3 | 0 | 8 | 0 | 0 | 1 | 0 | 0 | 0 | 0 |
| C.Woodson | 4 | 3 | 0 | 7 | 0 | 0 | 0 | 0 | 0 | 0 | 0 |
| C.Peprah | 6 | 0 | 0 | 6 | 0 | 0 | 0 | 0 | 0 | 0 | 3 |
| B.Raji | 3 | 2 | 0 | 5 | 0 | 0 | 0 | 0 | 0 | 0 | 0 |
| D.Bishop | 4 | 0 | 0 | 4 | 1 | 9 | 1 | 0 | 0 | 0 | 0 |
| R.Pickett | 1 | 3 | 0 | 4 | 0 | 0 | 0 | 0 | 0 | 0 | 0 |
| A.Hawk | 3 | 0 | 0 | 3 | 0 | 0 | 0 | 0 | 0 | 0 | 0 |
| C.Matthews | 3 | 0 | 1 | 3 | 1 | 2 | 4 | 0 | 0 | 0 | 0 |
| Totals | 42 | 12 | 1 | 54 | 3 | 22 | 9 | 1 | 0 | 1 | 9 |

Green Bay Packers

| RUSHING | ATT | YDS | AVG | LG | TD | | | |
|----------------|-----|------|------|-------|----|-------|----|-------|
| J.Starks | 23 | 123 | 5.3 | 27 | 0 | | | |
| B.Jackson | 3 | 10 | 3.3 | 5 | 0 | | | |
| A.Rodgers | 3 | 4 | 1.3 | 8 | 0 | | | |
| J.Kuhn | 3 | 1 | 0.3 | 3 | 0 | | | |
| Total | 32 | 138 | 4.3 | 27 | 0 | | | |
| PASSING | ATT | CMP | YDS | SK/YD | TD | LG | IN | RT |
| A.Rodgers | 27 | 18 | 180 | 2/9 | 3 | 20 | 0 | 122.5 |
| Total | 27 | 18 | 180 | 2/9 | 3 | 20 | 0 | 122.5 |
| PASS RECEIVING | NO | YDS | AVG | LG | TD | | | |
| D.Driver | 5 | 56 | 11.2 | 20 | 0 | | | |
| J.Kuhn | 3 | 33 | 11.0 | 16 | 0 | | | |
| A.Quarless | 2 | 27 | 13.5 | 15 | 0 | | | |
| B.Jackson | 2 | 27 | 13.5 | 16 | 1 | | | |
| J.Starks | 2 | 9 | 4.5 | 8 | 0 | | | |
| J.Jones | 1 | 9 | 9.0 | 9 | 0 | | | |
| G.Jennings | 1 | 8 | 8.0 | 8 | 0 | | | |
| T.Crabtree | 1 | 7 | 7.0 | 7 | 1 | | | |
| O.Johnson | 1 | 4 | 4.0 | 4 | 0 | | | |
| Total | 18 | 180 | 10.0 | 20 | 3 | | | |
| INTERCEPTIONS | NO | YDS | AVG | LG | TD | | | |
| T.Williams | 1 | 9 | 9.0 | 9 | 0 | | | |
| Total | 1 | 9 | 9.0 | 9 | 0 | | | |
| PUNTING | NO | YDS | AVG | NET | TB | IN20 | LG | |
| T.Mashay | 4 | 146 | 36.5 | 32.8 | 0 | 1 | 48 | |
| Total | 4 | 146 | 36.5 | 32.8 | 0 | 1 | 48 | |
| PUNT RETURNS | NO | YDS | AVG | FC | LG | TD | | |
| T.Williams | 2 | 18 | 9.0 | 0 | 10 | 0 | | |
| B.Underwood | 1 | 0 | 0.0 | 0 | 0 | 0 | | |
| (downed) | 1 | 0 | 0.0 | 0 | 0 | 0 | | |
| Returns | 3 | 18 | 6.0 | 0 | 10 | 0 | | |
| KICK RETURNS | NO | YDS | AVG | FC | LG | TD | | |
| J.Starks | 1 | 20 | 20.0 | 0 | 20 | 0 | | |
| C.Woodson | 1 | 15 | 15.0 | 0 | 15 | 0 | | |
| S.Shields | 1 | 9 | 9.0 | 0 | 9 | 0 | | |
| (t'back) | 1 | 0 | 0.0 | 0 | 0 | 0 | | |
| Returns | 3 | 44 | 14.7 | 0 | 20 | 0 | | |
| FUMBLE | Fum | Lost | Rec | Yds | TD | TDBDs | | |
| A.Rodgers | 2 | 1 | 0 | 0 | 0 | 0 | | |
| J.Kuhn | 1 | 0 | 0 | 0 | 0 | 0 | | |
| B.Underwood | 1 | 0 | 0 | 0 | 0 | 0 | | |
| E.Walden | 0 | 0 | 0 | 0 | 0 | 0 | | |
| Total | 4 | 2 | 0 | 0 | 0 | 0 | | |

Philadelphia Eagles

| RUSHING | ATT | YDS | AVG | LG | TD | | | |
|----------------|-----|------|------|-------|----|-------|----|------|
| J.McCoy | 12 | 46 | 3.8 | 9 | 0 | | | |
| M.Vick | 8 | 33 | 4.1 | 14 | 1 | | | |
| J.Harrison | 1 | 3 | 3.0 | 3 | 0 | | | |
| Total | 21 | 82 | 3.9 | 14 | 1 | | | |
| PASSING | ATT | CMP | YDS | SK/YD | TD | LG | IN | RT |
| M.Vick | 36 | 20 | 292 | 3/22 | 1 | 44 | 1 | 79.9 |
| Total | 36 | 20 | 292 | 3/22 | 1 | 44 | 1 | 79.9 |
| PASS RECEIVING | NO | YDS | AVG | LG | TD | | | |
| J.Avant | 7 | 93 | 13.3 | 24 | 1 | | | |
| L.McCoy | 4 | 36 | 9.0 | 16 | 0 | | | |
| J.MacLin | 3 | 73 | 24.3 | 44 | 0 | | | |
| D.Jackson | 2 | 47 | 23.5 | 28 | 0 | | | |
| B.Celek | 2 | 25 | 12.5 | 16 | 0 | | | |
| R.Cooper | 2 | 18 | 9.0 | 11 | 0 | | | |
| Total | 20 | 292 | 14.6 | 44 | 1 | | | |
| INTERCEPTIONS | NO | YDS | AVG | LG | TD | | | |
| Total | 20 | 292 | 14.6 | 44 | 1 | | | |
| PUNTING | NO | YDS | AVG | NET | TB | IN20 | LG | |
| S.Rocca | 4 | 163 | 40.8 | 36.3 | 0 | 1 | 52 | |
| Total | 4 | 163 | 40.8 | 36.3 | 0 | 1 | 52 | |
| PUNT RETURNS | NO | YDS | AVG | FC | LG | TD | | |
| D.Jackson | 1 | 14 | 14.0 | 1 | 14 | 0 | | |
| C.Hall | 1 | 1 | 1.0 | 0 | 1 | 0 | | |
| (out/bnds) | 1 | 0 | 0.0 | 0 | 0 | 0 | | |
| Returns | 2 | 15 | 7.5 | 1 | 14 | 0 | | |
| KICK RETURNS | NO | YDS | AVG | FC | LG | TD | | |
| G.Lawson | 3 | 55 | 18.3 | 0 | 24 | 0 | | |
| (t'back) | 1 | 0 | 0.0 | 0 | 0 | 0 | | |
| Returns | 3 | 55 | 18.3 | 0 | 24 | 0 | | |
| FUMBLE | Fum | Lost | Rec | Yds | TD | TDBDs | | |
| L.McCoy | 1 | 0 | 0 | 0 | 0 | 0 | | |
| W.Justice | 0 | 1 | 0 | 0 | 0 | 0 | | |
| J.Chaney | 0 | 0 | 0 | 0 | 0 | 0 | | |
| D.Tapp | 0 | 0 | 0 | 0 | 0 | 0 | | |
| O.Gaither | 0 | 0 | 0 | 0 | 0 | 0 | | |
| J.Parker | 0 | 0 | 0 | 0 | 0 | 0 | | |
| Total | 1 | 0 | 0 | 0 | 0 | 0 | | |

| FGs - PATs had blocked | 0-0 |
|--|----------|
| Net Punting Average | 32.8 |
| Total Return Yards (not inc. kickoffs) | 27 |
| No. and Yards Punt Returns | 3-18 |
| No. and Yards Kickoff Returns | 3-18 |
| No. and Yards Interception Returns | 3-44 |
| FUMBLES Number and Yards | 1-9 |
| TOUCHDOWNS | 2-15 |
| Rushing | 0 |
| Passing | 1 |
| EXTRA POINTS Made-Attempts | 3-3 |
| Kicking Made-Attempts | 3-3 |
| Passing Made-Attempts | 0-0 |
| FIELD GOALS Made-Attempts | 0-1 |
| Red-Zone Efficiency | 3-3=100% |
| Goal-To-Go Efficiency | 3-3=100% |
| SAFETIES | 0 |
| FINAL SCORE | 16-28 |
| TIME OF POSSESSION | 32:00 |

| Green Bay Packers | | | | | Philadelphia Eagles | | | | | | | | | | |
|---------------------------------|----------|----------|------|------|---------------------|----------------|-------------------|--------------|-------|------|------|------|-------|----|------|
| RUSHING | ATT | YDS | AVG | LG | TD | RUSHING | ATT | YDS | AVG | LG | TD | | | | |
| J.Starks | 23 | 123 | 5.3 | 27 | 0 | J.McCoy | 12 | 46 | 3.8 | 9 | 0 | | | | |
| B.Jackson | 3 | 10 | 3.3 | 5 | 0 | M.Vick | 8 | 33 | 4.1 | 14 | 1 | | | | |
| A.Rodgers | 3 | 4 | 1.3 | 8 | 0 | J.Harrison | 1 | 3 | 3.0 | 3 | 0 | | | | |
| J.Kuhn | 3 | 1 | 0.3 | 3 | 0 | Total | 21 | 82 | 3.9 | 14 | 1 | | | | |
| Total | 32 | 138 | 4.3 | 27 | 0 | ATT | CMP | YDS | SK/YD | TD | LG | IN | RT | | |
| PASSING | 27 | 18 | 180 | 2/9 | 3 | 20 | 0 | 36 | 20 | 292 | 3/22 | 1 | 44 | 1 | 79.9 |
| A.Rodgers | 27 | 18 | 180 | 2/9 | 3 | 20 | 0 | 36 | 20 | 292 | 3/22 | 1 | 44 | 1 | 79.9 |
| Total | 27 | 18 | 180 | 2/9 | 3 | 20 | 0 | 36 | 20 | 292 | 3/22 | 1 | 44 | 1 | 79.9 |
| PASS RECEIVING | NO | YDS | AVG | LG | TD | PASS RECEIVING | NO | YDS | AVG | LG | TD | | | | |
| D.Driver | 5 | 56 | 11.2 | 20 | 0 | J.Avant | 7 | 93 | 13.3 | 24 | 1 | | | | |
| J.Kuhn | 3 | 33 | 11.0 | 16 | 0 | L.McCoy | 4 | 36 | 9.0 | 16 | 0 | | | | |
| A.Quarless | 2 | 27 | 13.5 | 15 | 0 | J.MacLin | 3 | 73 | 24.3 | 44 | 0 | | | | |
| B.Jackson | 2 | 27 | 13.5 | 16 | 1 | D.Jackson | 2 | 47 | 23.5 | 28 | 0 | | | | |
| J.Starks | 2 | 9 | 4.5 | 8 | 0 | B.Celek | 2 | 25 | 12.5 | 16 | 0 | | | | |
| J.Jones | 1 | 9 | 9.0 | 9 | 0 | R.Cooper | 2 | 18 | 9.0 | 11 | 0 | | | | |
| G.Jennings | 1 | 8 | 8.0 | 8 | 0 | Total | 20 | 292 | 14.6 | 44 | 1 | | | | |
| T.Crabtree | 1 | 7 | 7.0 | 7 | 1 | INTERCEPTIONS | NO | YDS | AVG | LG | TD | | | | |
| O.Johnson | 1 | 4 | 4.0 | 4 | 0 | Total | 20 | 292 | 14.6 | 44 | 1 | | | | |
| Total | 18 | 180 | 10.0 | 20 | 3 | PUNTING | NO | YDS | AVG | NET | TB | IN20 | LG | | |
| T.Williams | 1 | 9 | 9.0 | 9 | 0 | Total | 4 | 163 | 40.8 | 36.3 | 0 | 1 | 52 | | |
| Total | 1 | 9 | 9.0 | 9 | 0 | Total | 4 | 163 | 40.8 | 36.3 | 0 | 1 | 52 | | |
| PUNTING | NO | YDS | AVG | NET | TB | IN20 | LG | PUNT RETURNS | NO | YDS | AVG | FC | LG | TD | |
| T.Mashay | 4 | 146 | 36.5 | 32.8 | 0 | 1 | 48 | T.Williams | 2 | 18 | 9.0 | 0 | 10 | 0 | |
| Total | 4 | 146 | 36.5 | 32.8 | 0 | 1 | 48 | B.Underwood | 1 | 0 | 0.0 | 0 | 0 | 0 | |
| PUNT RETURNS | NO | YDS | AVG | FC | LG | TD | (downed) | 1 | 0 | 0.0 | 0 | 0 | 0 | 0 | |
| T.Williams | 2 | 18 | 9.0 | 0 | 10 | 0 | Returns | 3 | 18 | 6.0 | 0 | 10 | 0 | 0 | |
| B.Underwood | 1 | 0 | 0.0 | 0 | 0 | 0 | KICK RETURNS | NO | YDS | AVG | FC | LG | TD | | |
| (downed) | 1 | 0 | 0.0 | 0 | 0 | 0 | J.Starks | 1 | 20 | 20.0 | 0 | 20 | 0 | | |
| Returns | 3 | 18 | 6.0 | 0 | 10 | 0 | C.Woodson | 1 | 15 | 15.0 | 0 | 15 | 0 | | |
| KICK RETURNS | NO | YDS | AVG | FC | LG | TD | S.Shields | 1 | 9 | 9.0 | 0 | 9 | 0 | | |
| J.Starks | 1 | 20 | 20.0 | 0 | 20 | 0 | (t'back) | 1 | 0 | 0.0 | 0 | 0 | 0 | | |
| C.Woodson | 1 | 15 | 15.0 | 0 | 15 | 0 | Returns | 3 | 44 | 14.7 | 0 | 20 | 0 | | |
| S.Shields | 1 | 9 | 9.0 | 0 | 9 | 0 | FUMBLE | Fum | Lost | Rec | Yds | TD | TDBDs | | |
| (t'back) | 1 | 0 | 0.0 | 0 | 0 | 0 | A.Rodgers | 2 | 1 | 0 | 0 | 0 | 0 | | |
| Returns | 3 | 44 | 14.7 | 0 | 20 | 0 | J.Kuhn | 1 | 0 | 0 | 0 | 0 | 0 | | |
| FUMBLE | Fum | Lost | Rec | Yds | TD | TDBDs | B.Underwood | 1 | 0 | 0 | 0 | 0 | 0 | | |
| A.Rodgers | 2 | 1 | 0 | 0 | 0 | 0 | E.Walden | 0 | 0 | 0 | 0 | 0 | 0 | | |
| J.Kuhn | 1 | 0 | 0 | 0 | 0 | 0 | Total | 4 | 2 | 0 | 0 | 0 | 0 | | |
| B.Underwood | 1 | 0 | 0 | 0 | 0 | 0 | Total | 4 | 2 | 0 | 0 | 0 | 0 | | |
| E.Walden | 0 | 0 | 0 | 0 | 0 | 0 | TOTAL FIRST DOWNS | 20 | 18 | | | | | | |
| Total | 4 | 2 | 0 | 0 | 0 | 0 | By Rushing | 6 | 6 | | | | | | |
| By Passing | 13 | 12 | | | | | | | | | | | | | |
| By Penalty | 1 | 0 | | | | | | | | | | | | | |
| THIRD-DOWN EFFICIENCY | 8-13=62% | 5-13=38% | | | | | | | | | | | | | |
| FOURTH-DOWN EFFICIENCY | 0-0=0% | 1-1=100% | | | | | | | | | | | | | |
| TOTAL NET YARDS | 309 | 352 | | | | | | | | | | | | | |
| Average gain per offensive play | 5.1 | 5 | | | | | | | | | | | | | |

GREEN BAY 48, ATLANTA 21

ATLANTA (AP)—As Aaron Rodgers trotted off the field, savoring another playoff win, he was serenaded with chants of “Go, Pack, Go!” This wasn’t Lambeau Field, but it sure sounded like it.
Looking very much at home, Rodgers threw three touchdown passes, ran for another score and led the Green Bay Packers to their second straight postseason road victory with a stunning 48-21 rout of the top-seeded Atlanta Falcons on Saturday night.

The Packers (12-6) will have to win one more on the road to complete their improbable run from sixth seed to the Super Bowl, but nothing looks out of the question the way Rodgers is playing. He’ll lead Green Bay into the NFC Championship Game at Chicago next weekend.
He completed 31-of-36 passes and put up more yards than Brett Favre—the guy he replaced in Green Bay—ever threw for in a playoff game. After knocking off Michael Vick and the Eagles in Philadelphia, then dominating Matt Ryan and the Falcons in Atlanta, Rodgers is creating his own legacy in Titletown USA.

Brett who?
Green Bay scored 35 consecutive points, including Tramon Williams’ 70-yard interception return on the final play of the first half that left the Falcons (13-4) and a crowd of more than 69,000 in a state of shock as the teams headed to the locker room.

The Packers could’ve left punter Tim Masthay at home. He was never needed.
Ryan, who beat out Rodgers for a spot in the Pro Bowl, had a miserable night. He also was picked off in the end zone, costing Atlanta another scoring chance early on that might’ve changed the complexion of the game, and lost a fumble attempting a simple sneak, in two career playoff games.
Matty Ice is 0-2 with six turnovers and a safety.

The Falcons went into the playoffs as the AFC’s top-seeded team for only the second time in franchise history. The result was the same as it was during the 1990 season: one and done.

OFFICIALS — Referee: John Parry (132); Umpire: Dan Ferrell (64); Head Linesman: Derick Bowers (74); Line Judge: Tom Barnes (65); Field Judge: Scott Edwards (8); Side Judge: Keith Washington (7); Back Judge: Perry Paganelli (46); Replay Official: Tom Sifferman

STARTING LINEUPS

| Green Bay Packers | | | | Atlanta Falcons | | | |
|-------------------|--------------------|------------------|--------------------|----------------------|--------------------|----------------------|--------------------|
| Offense | Defense | Offense | Defense | Offense | Defense | Offense | Defense |
| WR 85 G. Jennings | LDE 79 R. Pickett | WR 12 M. Jenkins | RE 55 J. Abraham | WR 70 J. Starks | LB 85 J. Babin | WR 31 J. Starks | DE 93 J. Babin |
| LG 76 C. Clifton | NT 90 B. Raji | LT 72 S. Baker | DT 91 C. Peters | TE 81 J. W. Phillips | DE 91 C. Peters | TE 81 J. W. Phillips | DE 91 C. Peters |
| LG 73 D. Colledge | RDE 95 H. Green | LG 63 J. Bialok | LE 71 K. Biermann | C 62 T. McClure | LB 54 S. Nicholas | C 62 T. McClure | LB 54 S. Nicholas |
| C 63 S. Wells | LDE 52 C. Matthews | RG 73 T. Dahl | OLB 54 S. Nicholas | RG 67 H. Dahl | MLB 50 C. Lofton | RG 67 H. Dahl | MLB 50 C. Lofton |
| RB 17 J. Sitton | LB 50 A. Hawk | RT 77 T. Clabo | TE 88 T. Gonzalez | RB 28 T. Gonzalez | TE 88 T. Gonzalez | RB 28 T. Gonzalez | TE 88 T. Gonzalez |
| RT 75 B. Bulaga | MLB 55 D. Bishop | RB 33 M. Ryan | OLB 23 D. Robinson | RB 33 M. Ryan | OLB 23 D. Robinson | RB 33 M. Ryan | OLB 23 D. Robinson |
| WR 87 J. Nelson | ROLB 93 E. Walden | QB 21 C. Woodson | LB 20 B. Grimes | QB 21 C. Woodson | LB 20 B. Grimes | QB 21 C. Woodson | LB 20 B. Grimes |
| WR 80 D. Driver | LCB 38 T. Williams | QB 12 A. Rodgers | S 25 W. Moore | QB 12 A. Rodgers | S 25 W. Moore | QB 12 A. Rodgers | S 25 W. Moore |
| QB 12 A. Rodgers | FS 36 M. Collins | FB 30 J. Kuhn | TE 74 W. Svitak | FB 30 J. Kuhn | TE 74 W. Svitak | FB 30 J. Kuhn | TE 74 W. Svitak |
| FB 30 J. Kuhn | | TE 84 J. Starks | | TE 84 J. Starks | | TE 84 J. Starks | |

FIELD GOALS (made / & missed)

| Qtr | Time | Player | Description | (Extra Point) | (Drive Info) |
|-----|-------|------------|--|---------------|--------------|
| 1 | 5:00 | M. Turner | 12 yd. run (M. Bryant kick) | 7-48, 3:55 | |
| 2 | 12:04 | J. Nelson | 6 yd. pass from A. Rodgers (M. Crosby kick) | 13-81, 7:56 | |
| 2 | 11:50 | E. Weems | 102 yd. kickoff return (M. Bryant kick) | (0-0, 0:14) | |
| 2 | 6:06 | J. Kuhn | 1 yd. run (M. Crosby kick) | (10-92, 5:44) | |
| 2 | 0:42 | J. Jones | 20 yd. pass from A. Rodgers (M. Crosby kick) | (7-80, 1:38) | |
| 3 | 8:28 | A. Rodgers | 7 yd. run (M. Crosby kick) | (12-80, 6:32) | |
| 3 | 2:41 | J. Kuhn | 7 yd. pass from A. Rodgers (M. Crosby kick) | (8-50, 4:48) | |
| 4 | 14:21 | R. White | 6 yd. pass from M. Ryan (M. Bryant kick) | (7-73, 3:20) | |
| 4 | 6:29 | M. Crosby | 43 yd. Field Goal | (8-19, 5:10) | |
| 4 | 1:56 | M. Crosby | 32 yd. Field Goal | (6-19, 3:36) | |

GREEN BAY SUBSTITUTIONS — K 2 M. Crosby, P 8 T. Masthay, QB 10 M. Flynn, WR 16 B. Swain, RB 22 P. Lee, CB 24 J. Bush, CB 28 B. Underwood, RB 32 B. Jackson, LB 37 S. Shields, FB 45 J. Johnson, LB 49 R. Francois, LB 53 D. Briggs, LB 57 M. Wilhelm, LB 61 B. Goode, T/G/OT 72 J. Spitz, DE 77 C. Jenkins, TE 81 A. Quarless, TE 83 T. Crabtree, TE 86 L. Lee, WR 89 J. Jones, DE 94 J. Wynn, DE 98 C. Wilson, **INACTIVES** — QB 6 G. Harrell, S 20 A. Bigby, RB 23 D. Nance, FB 35 K. Hall, CB 40 J. Gordy, LB 58 F. Zombo, CG 62 E. Dietrich-Smith, G 67 M. McDonald.

M. Crosby 50LU (43) (32)

| Team | Qtr | Time | Play | Description (Extra Point) | (Drive Info) | Int | PD |
|---------|-----|-------|------------------|--|---------------|-----|----|
| Falcons | 1 | 5:00 | WR 12 M. Jenkins | run (M. Bryant kick) | (7-48, 3:55) | 0 | 0 |
| Falcons | 2 | 12:04 | J. Nelson | 6 yd. pass from A. Rodgers (M. Crosby kick) | (13-81, 7:56) | 7 | 0 |
| Falcons | 2 | 11:50 | E. Weems | 102 yd. kickoff return (M. Bryant kick) | (0-0, 0:14) | 7 | 0 |
| Falcons | 2 | 6:06 | J. Kuhn | 1 yd. run (M. Crosby kick) | (10-92, 5:44) | 14 | 0 |
| Falcons | 2 | 0:42 | J. Jones | 20 yd. pass from A. Rodgers (M. Crosby kick) | (7-80, 1:38) | 14 | 0 |
| Falcons | 3 | 8:28 | A. Rodgers | 7 yd. run (M. Crosby kick) | (12-80, 6:32) | 28 | 0 |
| Falcons | 3 | 2:41 | J. Kuhn | 7 yd. pass from A. Rodgers (M. Crosby kick) | (8-50, 4:48) | 35 | 0 |
| Falcons | 4 | 14:21 | R. White | 6 yd. pass from M. Ryan (M. Bryant kick) | (7-73, 3:20) | 42 | 0 |
| Falcons | 4 | 6:29 | M. Crosby | 43 yd. Field Goal | (8-19, 5:10) | 45 | 0 |
| Falcons | 4 | 1:56 | M. Crosby | 32 yd. Field Goal | (6-19, 3:36) | 48 | 0 |

GREEN BAY DEFENSIVE STATISTICS (official)

| UT | A | TFL | IT | PD | UT | A | TFL | IT | PD | UT | A | TFL | IT | PD | | | | | | |
|---------------|---|-----|----|----|------------|---|-----|----|----|----|-----------|-----------|----------|-----------|-------------|-----------|----------|----------|-------------|----------|
| D. Bishop | 7 | 2 | 0 | 0 | E. Walden | 2 | 2 | 0 | 0 | | | | | | | | | | | |
| C. Peprah | 5 | 1 | 0 | 0 | C. Jenkins | 2 | 0 | 2 | 0 | | | | | | | | | | | |
| C. Woodson | 5 | 1 | 0 | 0 | H. Green | 1 | 1 | 0 | 0 | | | | | | | | | | | |
| C. Matthews | 4 | 1 | 0 | 0 | B. Raji | 1 | 1 | 0 | 0 | | | | | | | | | | | |
| C. Wilson | 3 | 1 | 0 | 0 | R. Pickett | 0 | 1 | 0 | 0 | | | | | | | | | | | |
| T. Williams | 2 | 0 | 4 | 0 | N. Collins | 0 | 0 | 0 | 0 | | | | | | | | | | | |
| S. Shields | 4 | 0 | 0 | 0 | J. Wynn | 0 | 0 | 0 | 0 | | | | | | | | | | | |
| A. Hawk | 2 | 1 | 0 | 0 | | | | | | | | | | | | | | | | |
| Totals | | | | | | | | | | | 38 | 14 | 2 | 52 | 5-37 | 12 | 1 | 2 | 2-70 | 4 |

| Green Bay Packers | | | | | Atlanta Falcons | | | | | | |
|-------------------|-----|-----|------|------|-----------------|-----|-----|-------|----|-----|-----|
| RUSHING | ATT | YDS | AVG | LG | RUSHING | ATT | YDS | AVG | LG | | |
| J. Starks | 25 | 66 | 2.6 | 13 | M. Turner | 10 | 39 | 3.9 | 12 | | |
| A. Rodgers | 2 | 13 | 6.5 | 7 | G. Johnson | 1 | 4 | 4.0 | 4 | | |
| B. Jackson | 1 | 5 | 5.0 | 4 | J. Snelling | 1 | 1 | 1.0 | 1 | | |
| J. Kuhn | 2 | 5 | 2.5 | 4 | O. Mughelli | 1 | 1 | 1.0 | 1 | | |
| M. Flynn | 1 | -1 | -1.0 | -1 | M. Ryan | 1 | 0 | 0.0 | 0 | | |
| Total | 31 | 96 | 3.1 | 13 | Total | 14 | 45 | 3.2 | 12 | | |
| PASSING | ATT | CMP | YDS | SKYD | TD | LG | INT | RT | LG | INT | RT |
| A. Rodgers | 36 | 31 | 366 | 2/20 | 3 | 34 | 0 | 136.8 | 29 | 20 | 186 |
| Total | 36 | 31 | 366 | 2/20 | 3 | 34 | 0 | 136.8 | 29 | 20 | 186 |
| PASS RECEIVING | NO | YDS | AVG | LG | NO | YDS | AVG | LG | | | |
| G. Jennings | 8 | 101 | 12.6 | 30 | M. Jenkins | 6 | 67 | 11.2 | 22 | | |
| J. Nelson | 8 | 79 | 9.9 | 14 | R. White | 6 | 57 | 9.5 | 12 | | |
| D. Driver | 6 | 76 | 12.7 | 24 | B. Fineman | 4 | 47 | 11.8 | 19 | | |
| J. Jones | 4 | 75 | 18.8 | 34 | J. Snelling | 2 | 6 | 3.0 | 4 | | |
| J. Kuhn | 2 | 14 | 7.0 | 7 | T. Gonzalez | 1 | 7 | 7.0 | 7 | | |
| A. Quarless | 2 | 14 | 7.0 | 8 | H. Douglas | 1 | 2 | 2.0 | 2 | | |
| B. Jackson | 1 | 7 | 7.0 | 7 | Total | 20 | 186 | 9.3 | 22 | | |
| Total | 31 | 366 | 11.8 | 34 | Total | 20 | 186 | 9.3 | 22 | | |

| Green Bay Packers | | | | | Atlanta Falcons | | | | |
|-------------------|----|-----|------|-----|-----------------|----|-----|------|------|
| PUNTING | NO | YDS | AVG | NET | PUNTING | NO | YDS | AVG | NET |
| T. Williams | 2 | 70 | 35.0 | 70 | M. Koenen | 3 | 111 | 37.0 | 37.0 |
| Total | 2 | 70 | 35.0 | 70 | Total | 3 | 111 | 37.0 | 37.0 |
| INTERCEPTIONS | NO | YDS | AVG | LG | INTERCEPTIONS | NO | YDS | AVG | LG |
| T. Williams | 2 | 70 | 35.0 | 70 | M. Koenen | 3 | 111 | 37.0 | 37.0 |
| Total | 2 | 70 | 35.0 | 70 | Total | 3 | 111 | 37.0 | 37.0 |

| Green Bay Packers | | | | | Atlanta Falcons | | | | |
|-------------------|----|-----|-----|----|-----------------|----|-----|------|------|
| PUNT RETURNS | NO | YDS | AVG | FC | PUNT RETURNS | NO | YDS | AVG | FC |
| T. Williams | 0 | 0 | 0.0 | 2 | M. Koenen | 3 | 111 | 37.0 | 37.0 |
| (out/bids) | 1 | 0 | 0.0 | 0 | Total | 3 | 111 | 37.0 | 37.0 |
| Total | 1 | 0 | 0.0 | 2 | Total | 3 | 111 | 37.0 | 37.0 |

| Green Bay Packers | | | | | Atlanta Falcons | | | | |
|-------------------|----|-----|------|----|-----------------|----|-----|------|------|
| KICK RETURNS | NO | YDS | AVG | FC | KICK RETURNS | NO | YDS | AVG | FC |
| J. Starks | 2 | 20 | 10.0 | 0 | M. Koenen | 3 | 111 | 37.0 | 37.0 |
| (t/back) | 1 | 0 | 0.0 | 0 | Total | 3 | 111 | 37.0 | 37.0 |
| Total | 3 | 20 | 6.7 | 0 | Total | 3 | 111 | 37.0 | 37.0 |

| Green Bay Packers | | | | | Atlanta Falcons | | | | |
|-------------------|-----|------|-----|-----|-----------------|-----|------|-----|-----|
| FUMBLES | Fum | Lost | Rec | Yds | FUMBLES | Fum | Lost | Rec | Yds |
| G. Jennings | 1 | 1 | 0 | 0 | M. Jenkins | 1 | 0 | 0 | 0 |
| C. Peprah | 0 | 0 | 0 | 0 | M. Ryan | 1 | 1 | 0 | -1 |
| D. Bishop | 0 | 0 | 0 | 0 | S. Nicholas | 0 | 0 | 0 | 0 |
| C. Matthews | 0 | 0 | 0 | 0 | B. Grimes | 0 | 0 | 0 | 0 |
| Total | 1 | 1 | 0 | 0 | Total | 2 | 2 | 0 | -1 |

| Green Bay Packers | | | | | Atlanta Falcons | | | | |
|-------------------|-----|------|-----|-----|-----------------|-----|------|-----|-----|
| FUMBLES | Fum | Lost | Rec | Yds | FUMBLES | Fum | Lost | Rec | Yds |
| G. Jennings | 1 | 1 | 0 | 0 | M. Jenkins | 1 | 0 | 0 | 0 |
| C. Peprah | 0 | 0 | 0 | 0 | M. Ryan | 1 | 1 | 0 | -1 |
| D. Bishop | 0 | 0 | 0 | 0 | S. Nicholas | 0 | 0 | 0 | 0 |
| C. Matthews | 0 | 0 | 0 | 0 | B. Grimes | 0 | 0 | 0 | 0 |
| Total | 1 | 1 | 0 | 0 | Total | 2 | 2 | 0 | -1 |

| Green Bay Packers | | | | | Atlanta Falcons | | | | |
|-------------------|-----|------|-----|-----|-----------------|-----|------|-----|-----|
| FUMBLES | Fum | Lost | Rec | Yds | FUMBLES | Fum | Lost | Rec | Yds |
| G. Jennings | 1 | 1 | 0 | 0 | M. Jenkins | 1 | 0 | 0 | 0 |
| C. Peprah | 0 | 0 | 0 | 0 | M. Ryan | 1 | 1 | 0 | -1 |
| D. Bishop | 0 | 0 | 0 | 0 | S. Nicholas | 0 | 0 | 0 | 0 |
| C. Matthews | 0 | 0 | 0 | 0 | B. Grimes | 0 | 0 | 0 | 0 |
| Total | 1 | 1 | 0 | 0 | Total | 2 | 2 | 0 | -1 |

| Green Bay Packers | | | | | Atlanta Falcons | | | | |
|-------------------|-----|------|-----|-----|-----------------|-----|------|-----|-----|
| FUMBLES | Fum | Lost | Rec | Yds | FUMBLES | Fum | Lost | Rec | Yds |
| G. Jennings | 1 | 1 | 0 | 0 | M. Jenkins | 1 | 0 | 0 | 0 |
| C. Peprah | 0 | 0 | 0 | 0 | M. Ryan | 1 | 1 | 0 | -1 |
| D. Bishop | 0 | 0 | 0 | 0 | S. Nicholas | 0 | 0 | 0 | 0 |
| C. Matthews | 0 | 0 | 0 | 0 | B. Grimes | 0 | 0 | 0 | 0 |
| Total | 1 | 1 | 0 | 0 | Total | 2 | 2 | 0 | -1 |

| Green Bay Packers | | | | | Atlanta Falcons | | | | |
|-------------------|-----|------|-----|-----|-----------------|-----|------|-----|-----|
| FUMBLES | Fum | Lost | Rec | Yds | FUMBLES | Fum | Lost | Rec | Yds |
| G. Jennings | 1 | 1 | 0 | 0 | M. Jenkins | 1 | 0 | 0 | 0 |
| C. Peprah | 0 | 0 | 0 | 0 | M. Ryan | 1 | 1 | 0 | -1 |
| D. Bishop | 0 | 0 | 0 | 0 | S. Nicholas | 0 | 0 | 0 | 0 |
| C. Matthews | 0 | 0 | 0 | 0 | B. Grimes | 0 | 0 | 0 | 0 |
| Total | 1 | 1 | 0 | 0 | Total | 2 | 2 | 0 | -1 |

| Green Bay Packers | | | | | Atlanta Falcons | | | | |
|-------------------|-----|------|-----|-----|-----------------|-----|------|-----|-----|
| FUMBLES | Fum | Lost | Rec | Yds | FUMBLES | Fum | Lost | Rec | Yds |
| G. Jennings | 1 | 1 | 0 | 0 | M. Jenkins | 1 | 0 | 0 | 0 |
| C. Peprah | 0 | 0 | 0 | 0 | M. Ryan | 1 | 1 | 0 | -1 |
| D. Bishop | 0 | 0 | 0 | 0 | S. Nicholas | 0 | 0 | 0 | 0 |
| C. Matthews | 0 | 0 | 0 | 0 | B. Grimes | 0 | 0 | 0 | 0 |
| Total | 1 | 1 | 0 | 0 | Total | 2 | 2 | 0 | -1 |

| Green Bay Packers | | | | | Atlanta Falcons | | | | |
|-------------------|-----|------|-----|-----|-----------------|-----|------|-----|-----|
| FUMBLES | Fum | Lost | Rec | Yds | FUMBLES | Fum | Lost | Rec | Yds |

GREEN BAY 21, CHICAGO 14

Chicago Bears
 ATT YDS AVG LG TD
 M.Forte 17 70 4.1 14 0
 J.Cuttler 2 10 5.0 9 0
 C.Hanie 1 3 3.0 3 0
 C.Taylor 3 2 0.7 4 1
 E.Bennett 1 2 -2.0 2 0
 Total 24 83 3.5 14 1

Green Bay Packers
 ATT YDS AVG LG TD
 J.Starks 22 74 3.4 16 1
 A.Rodgers 7 39 5.6 25 0
 B.Jackson 2 5 2.5 10 0
 J.Kuhn 1 2 2.0 2 0
 Total 32 120 3.8 25 1

| ATT | YDS | AVG | LG | TD | INT | PASSING | ATT | YDS | AVG | LG | TD |
|-----|-----|-----|----|----|-----|---------|-----|-----|-----|----|------|
| 20 | 13 | 0.7 | 0 | 0 | 2 | 65.2 | 14 | 6 | 0 | 0 | 31.8 |
| 14 | 6 | 0.4 | 0 | 0 | 0 | 39.6 | 4 | 0 | 0 | 0 | 0 |
| 38 | 19 | 2.3 | 0 | 0 | 3 | 45.2 | 38 | 19 | 2.3 | 0 | 3 |

| NO | YDS | AVG | LG | TD | INT | RECEIVING | NO | YDS | AVG | LG | TD |
|----|-----|------|----|----|-----|-----------|----|-----|------|----|----|
| 10 | 90 | 9.0 | 24 | 0 | 0 | M.Forte | 10 | 90 | 9.0 | 24 | 0 |
| 3 | 45 | 15.0 | 35 | 1 | 0 | E.Bennett | 3 | 45 | 15.0 | 35 | 1 |
| 3 | 40 | 13.3 | 13 | 0 | 0 | G.Olsen | 3 | 40 | 13.3 | 13 | 0 |
| 2 | 56 | 28.0 | 32 | 0 | 0 | J.Knox | 2 | 56 | 28.0 | 32 | 0 |
| 1 | 12 | 12.0 | 12 | 0 | 0 | C.Taylor | 1 | 12 | 12.0 | 12 | 0 |
| 19 | 233 | 12.3 | 35 | 1 | 0 | Total | 19 | 233 | 12.3 | 35 | 1 |

| NO | YDS | AVG | FC | LG | TD | NO | YDS | AVG | FC | LG | TD |
|----|-----|------|----|----|----|-------------|-----|-----|------|----|----|
| 1 | 39 | 39.0 | 0 | 4 | 0 | B.Urfracher | 1 | 39 | 39.0 | 4 | 0 |
| 1 | 4 | 4.0 | 0 | 4 | 0 | L.Briggs | 1 | 4 | 4.0 | 4 | 0 |
| 2 | 43 | 21.5 | 0 | 39 | 0 | Total | 2 | 43 | 21.5 | 39 | 0 |
| 9 | 334 | 37.1 | 2 | 48 | 0 | B.Maynard | 9 | 334 | 37.1 | 2 | 48 |
| 9 | 334 | 37.1 | 2 | 48 | 0 | Total | 9 | 334 | 37.1 | 2 | 48 |

| NO | YDS | AVG | FC | LG | TD | NO | YDS | AVG | FC | LG | TD |
|----|-----|------|----|----|----|------------|-----|-----|------|----|----|
| 3 | 16 | 5.3 | 0 | 11 | 0 | D.Hester | 3 | 16 | 5.3 | 11 | 0 |
| 2 | 22 | 11.0 | 0 | 22 | 0 | E.Bennett | 2 | 22 | 11.0 | 22 | 0 |
| 2 | 0 | 0.0 | 0 | 0 | 0 | (downed) | 2 | 0 | 0.0 | 0 | 0 |
| 1 | 0 | 0.0 | 0 | 0 | 0 | (out/bnds) | 1 | 0 | 0.0 | 0 | 0 |
| 1 | 0 | 0.0 | 0 | 0 | 0 | (back) | 1 | 0 | 0.0 | 0 | 0 |
| 4 | 38 | 9.5 | 0 | 22 | 0 | Returns | 4 | 38 | 9.5 | 22 | 0 |

| FUM | BLK | NO | YDS | AVG | FC | LG | TD | NO | YDS | AVG | FC | LG | TD |
|-----|-----|----|-----|-----|----|----|----|----|-----|-----|----|----|----|
| 1 | 0 | 0 | 0 | 0 | 0 | 0 | 0 | 1 | 0 | 0 | 0 | 0 | 0 |
| 0 | 0 | 0 | 0 | 0 | 0 | 0 | 0 | 0 | 0 | 0 | 0 | 0 | 0 |
| 0 | 0 | 0 | 0 | 0 | 0 | 0 | 0 | 0 | 0 | 0 | 0 | 0 | 0 |
| 1 | 0 | 0 | 0 | 0 | 0 | 0 | 0 | 1 | 0 | 0 | 0 | 0 | 0 |
| 1 | 0 | 0 | 0 | 0 | 0 | 0 | 0 | 1 | 0 | 0 | 0 | 0 | 0 |
| 1 | 0 | 0 | 0 | 0 | 0 | 0 | 0 | 1 | 0 | 0 | 0 | 0 | 0 |
| 1 | 0 | 0 | 0 | 0 | 0 | 0 | 0 | 1 | 0 | 0 | 0 | 0 | 0 |

CHICAGO (AP)—There was one monster of the midway in the NFC Championship Game and his name was Aaron Rodgers. He wasn't even at his best and, still, he was better than the first, the second and the third quarterback used in vain by the Chicago Bears against their bitter rivals.

Rodgers ran for a score and made a TD-saving tackle in leading the Green Bay Packers into the Super Bowl with a bone-jarring 21-14 victory Sunday over Chicago.

Rodgers played well enough to keep the Bears off balance all afternoon. Green Bay punter Tim Masthay kept Devin Hester under wraps and the Packers' superb defense took care of the rest in knocking the Bears out of the playoffs.

It was the 182nd meeting in the league's most historic feud, and the stakes had never been bigger.

Now the Packers (13-6) are headed to Dallas. And no matter what happens in the Super Bowl on Feb. 6, the Packers and their fans hold ultimate bragging rights over their foes to the south.

Green Bay will play the Pittsburgh Steelers, who topped the New York Jets 24-19 in the AFC Championship Game.

All Jay Cutler could do was watch, having left the game with a knee injury early in the third quarter. Even before the injury, Cutler was having trouble moving the ball. Worse, he was getting booed by the home fans.

Primary backup Todd Collins replaced Cutler and was seered even worse. Then little-known backup Caleb Hanie and the Bears (12-6) actually made it a game.

Chicago's third-string quarterback rallied the Bears for a touchdown drive to cut the lead to 14-7 after Chester Taylor's 1-yard touchdown run early in the fourth quarter.

Hanie had a chance to tie the game after the Bears' defense finally got a few stops, but threw a ball straight to Packers defensive lineman B.J. Raji, who lumbered 18 yards into the end zone for a touchdown to give the Packers a 21-7 lead.

But Hanie wasn't finished. He threw a 35-yard touchdown pass to Earl Bennett to again cut the lead to seven points with 4:43 left.

The Bears forced a punt and got the ball back with under 3 minutes left. Hanie drove the Bears to the Green Bay 29-yard line, then threw a fourth-down interception to Sam Shields—the rookie's second of the game.

Now all those Pro Bowl voters who didn't think Rodgers was worthy can relax. They're off the hook. Rodgers will be headed to the Super Bowl instead.

Rodgers proved ready for the biggest day of his brief but impressive career as the successor to Brett Favre, even if his final stat line didn't look impressive after an ugly, hard-fought game.

He threw for 244 yards with two interceptions—a disappointment, given how well he had played lately. But his play in the first half was good enough to put the Bears in a two-touchdown hole, bogging a good defense that suddenly seemed to fall for every play-action fake.

Chicago was ready for a championship party under sunny skies and 20-degree temperatures, and went wild from the national anthem on. But Rodgers quieted them down quickly, marching the Packers on an opening drive then ended with Rodgers scrambling for a score.

OFFICIALS — Referee: Terry McAllay (77); Umpire: Carl Paganelli (124); Head Linesman: George Hayward (54); Line Judge: Mark Periman (9); Field Judge: Steve Zimmer (33); Side Judge: Greg Meyer (78); Back Judge: Tony Stortore (112); Replay Official: Bill Spiksma

STARTING LINEUPS

| Offense | Defense |
|------------------|-------------------|
| WR 85 G.Jennings | LE 79 R.Pickett |
| LT 76 C.Clifton | NT 90 B.Raji |
| LG 73 D.Collede | RDE 95 H.Green |
| C 63 S.Wells | LOB 52 C.Matthews |
| RG 71 J.Sitton | LILB 50 A.Hawk |
| RT 75 B.Bulaga | RILB 55 D.Bishop |
| TE 86 D.Lee | ROLB 93 E.Walden |
| WR 87 J.Nelson | 3CB 37 S.Shields |
| QB 12 A.Rodgers | LOB 21 C.Woodson |
| FB 45 Q.Johnson | RCB 38 T.Williams |
| RB 44 J.Starks | FS 36 N.Collins |

Atlanta Falcons

| Offense | Defense |
|---------------------|---------------------|
| WR 13 J.Knox | LE 71 I.Dionije |
| LT 68 F.Omyale | DT 91 T.Harris |
| LG 74 C.Williams | NT 95 A.Adams |
| C 57 O.Kreutz | RE 90 J.Peppers |
| RG 63 R.Garza | WLB 55 L.Briggs |
| RT 73 J.Wegbb | MLB 54 B.Urfracher |
| TE 82 G.Olsen | SLB 59 P.Toisuaomaa |
| WR 23 D.Hester | LOB 26 T.Jennings |
| QB 6 J.Cuttler | RCB 33 C.Tillman |
| RB 22 M.Forte | SS 38 D.Manning |
| FB 86 B.Manumaleuma | FS 46 C.Harris |

GREEN BAY DEFENSIVE STATISTICS (official)

| Qtr | Time | Play Description (Extra Point) (Drive Info) | UT | A | TEL | TI | FF | FR | Int | PD |
|---------------|-------|--|----|---|-----|----|------|----|-----|----|
| 1 | 10:50 | A.Rodgers 1 yd. run (M.Crosby kick) (7-84, 4:10) | 3 | 0 | 0 | 3 | 0 | 0 | 0 | 0 |
| 2 | 11:02 | J.Starks 4 yd. run (M.Crosby kick) (5-44, 2:55) | 2 | 1 | 0 | 3 | 0 | 0 | 0 | 0 |
| 3 | 12:03 | C.Taylor 1 yd. run (R.Gould kick) (8-67, 3:55) | 2 | 1 | 0 | 3 | 0 | 0 | 0 | 0 |
| 4 | 6:04 | B.Raji 18 yd. interception return (M.Crosby kick) | 2 | 1 | 0 | 3 | 0 | 0 | 0 | 0 |
| 4 | 4:43 | E.Bennett 35 yd. pass from C.Hanie (R.Gould kick) (4-60, 1:21) | 2 | 0 | 1 | 2 | 5-25 | 2 | 0 | 0 |
| Totals | | | | | | | | | | |

FIELD GOALS (made & missed)

| Team | Player | Yardage | Result |
|-------------------|---------|---------|--------|
| Green Bay Packers | Masthay | 21 | Missed |
| Chicago Bears | Cuttler | 14 | Missed |

| Team | Player | Yds | TD | FG | Int | FF | FR | PK |
|-------------------|------------|-----|----|----|-----|----|----|----|
| Green Bay Packers | J. Starks | 74 | 1 | 0 | 0 | 0 | 0 | 0 |
| Green Bay Packers | A. Rodgers | 39 | 0 | 0 | 0 | 0 | 0 | 0 |
| Green Bay Packers | B. Jackson | 5 | 0 | 0 | 0 | 0 | 0 | 0 |
| Green Bay Packers | J. Kuhn | 2 | 0 | 0 | 0 | 0 | 0 | 0 |
| Chicago Bears | M. Forte | 70 | 0 | 0 | 0 | 0 | 0 | 0 |
| Chicago Bears | J. Cutler | 10 | 0 | 0 | 0 | 0 | 0 | 0 |
| Chicago Bears | C. Hanie | 3 | 0 | 0 | 0 | 0 | 0 | 0 |
| Chicago Bears | C. Taylor | 2 | 0 | 0 | 0 | 0 | 0 | 0 |
| Chicago Bears | E. Bennett | 2 | 0 | 0 | 0 | 0 | 0 | 0 |



2010 BIOGRAPHIES

SUPER BOWL XLV vs. PITTSBURGH STEELERS

56 Nick Barnett, LB, 8th Year, Oregon State

- Suffered a wrist injury vs. Detroit, Oct. 3, had surgery, Oct. 13, and placed on injured reserve, Oct. 15.

- Annually ranks at or near the top of the club's tackle charts, and had 27 tackles (21 solo) through the first four contests.

- Reached 1,000 career tackles early in the season, becoming only the third defender in franchise history to surpass the milestone since the statistic was established in 1975.

- Has led the team in tackles five times, and the only player in club history to top the tackle chart for three straight years (2003-05).

- Also has recorded 15.5 sacks, nine INTs, seven fumble recoveries and a pair of forced fumbles since arriving in 2003 as the Packers' No. 1 pick.

- In 2005 set the club's single-season record with 194 tackles (128 solo), breaking the mark of 180 that Mike Douglass hit in 1981.

- In 107 career games played, has only had eight contests with less than five tackles. Has 51 career games with double-digit tackle totals, including 10 with 15 or more.

- In a career defined by consistent play, has also had spectacular bursts, including a three-game streak in 2004 where he posted 39 tackles and a sack, a similar stretch in 2005 when he had 50 stops and an INT with a 95-yard TD return, and three straight games in 2007 when he notched 43 total tackles and a pair of sacks.

- ▶ **at Philadelphia (9/12):** Started at Mack LB and had six stops (five solo) and a tackle for a loss. Part of defensive surge that stuffed Eagles QB Michael Vick for no gain on fourth-and-1 with two minutes remaining to clinch the victory. After missing some time in the preseason as a precaution, participated in 60 plays in the contest, equaling LOLB Clay Matthews for the most action among LBs.

- ▶ **vs. Buffalo (9/19):** With eight stops (six solo), hit 1,000 career tackles, joining team's all-time tackle leader, John Anderson (1,020) and Johnnie Gray (1,001) in achieving the feat...Also had a tackle for a loss and a QB hit in an outstanding day for the defense, holding the Bills to just seven points and 186 net yards.

- ▶ **at Chicago (9/27):** Recorded one tackle, tying him with Gray for second all-time on the Packers' tackle charts...Had a diving INT in the fourth quarter negated by a roughing-the-passer penalty.

- ▶ **vs. Detroit (10/3):** Had 12 tackles (three solo), giving him 1,013 for his career...Exited game briefly in the first half with a sprained wrist and went to the locker room for X-rays, but returned to the contest with the joint in a splint wrapped in tape.

- ▶ **at Washington (10/10):** Inactive...Held out of practice during the week with the injured wrist.

TRANSACTION: Placed on injured reserve, Oct. 15 (wrist).

Josh Bell, CB, 3rd Year, Baylor

- Entered training camp aiming to compete for playing time in the secondary as a nickel or dime DB, but suffered a sprained right foot during the annual Family Night Scrimmage (Aug. 7) and was placed on injured reserve, Aug. 7.

TRANSACTION: Placed on injured reserve, Aug. 7 (foot).

20 Atari Bigby, S, 5th Year, Central Florida

- Veteran S is an important part of the secondary when healthy, but has battled injuries throughout 2010, including being saddled with a strained hamstring that kept him on the sidelines for three weeks before returning at New England, Dec. 19...Was forced back to the injured list for the finale vs. Chicago (groin).

- Activated from the reserve/PUP list, Nov. 6...Opened the season on reserve/PUP after re-injuring his left ankle during the pre-training camp conditioning test, July 30...Had surgery, Aug. 6, and placed on reserve/PUP, Aug. 31, at the first roster reduction.

- Has played in 46 games with 33 starts in his career (2005-10), and posted 10 interceptions.

- ▶ **vs. Dallas (11/7):** Played as a reserve in his first game of 2010, appearing in 26 plays, and had a pair of tackles...Also played on special teams, with

one stop.

- ▶ **at Minnesota (11/21):** Participated in six plays on defense and also had one special teams stop, taking down WR Percy Harvin after a 24-yard return on the opening kickoff. It was a clutch tackle, with open field behind the defender and the possibility of a long return...Suffered a hamstring injury and did not play in the second half.

- ▶ **at Atlanta (11/28):** Inactive (hamstring).

- ▶ **vs. San Francisco (12/5):** Inactive (hamstring).

- ▶ **at Detroit (12/12):** Inactive (hamstring).

- ▶ **at New England (12/19):** Played on defense and special teams...Participated in 23 plays on defense and had one assisted tackle. Took over the bulk of the duties at FS after Nick Collins departed with a rib injury...Added an assisted stop on special teams, combining with Jarrett Bush to drag down Alge Crumpler after a 2-yard gain on a fourth-quarter kickoff return.

- ▶ **vs. New York Giants (12/26):** Played on defense and special teams, recording two stops on defense and one tackle on kickoff coverage...Also recovered a fumble on New York's first possession of the second half. With the Giants at the Green Bay 41 and facing third-and-2, RB Ahmad Bradshaw took a direct snap, but was stripped by CB Charles Woodson at the 46. Pounced on the ball at midfield for the first fumble recovery of his career. Turnover led to an eight-play, 38-yard drive, setting up a 31-yard FG by K Mason Crosby that gave the Packers a 24-14 lead...Suffered an injured groin in the contest.

- ▶ **vs. Chicago (1/2/11):** Inactive (groin).

- ▶ **NFC WILD CARD, at Philadelphia (1/9/11):** Inactive (groin).

- ▶ **NFC DIVISIONAL PLAYOFF, at Atlanta (1/15/11):** Inactive (groin).

- ▶ **NFC CHAMPIONSHIP, at Chicago (1/23/11):** Returned to action and played on special teams in an excellent day for the coverage units, which held the Bears to an average of 9.5 yards on four punt returns and 15.8 on four kickoff returns.

55 Desmond Bishop, LB, 2nd Year, California

- A key reserve at LB and perennial special teams standout in previous seasons who was promoted to the starting lineup, Oct. 10, after Nick Barnett's wrist injury and immediately became one of the linchpins of a stout defense.

- Has forged a reputation for aggressive hitting, sure tackling and filling holes against the run, and has also been a consistent performer in pass defense.

- Opened the final 12 games of the season and finished second on the team with 121 tackles (82 solo), three sacks and an INT with a TD return. Also had nine passes defended and a fumble recovery.

- Has 13 regular-season starts in his career, and in seven games has recorded double-digit tackle totals, including 12 in 2008 in his first career start, along with over 10 in his first four starts of 2010.

- Was a regular in various sub packages over the previous two seasons, including the five-LB 'Psycho' personnel group used effectively by defensive coordinator Dom Capers.

- ▶ **at Philadelphia (9/12):** Despite not participating in final week of training camp practice and being held out of preseason finale with an injured hamstring, was active and played on all facets of special teams, registering a tackle on coverage units, the 50th special teams stop of his career...Played in his 25th consecutive regular-season game.

- ▶ **vs. Buffalo (9/19):** Did not participate in practice throughout the week with an injured hamstring and was on the inactive list...Sideline for his first game since inactive at Tennessee, 11/2/08 (hamstring).

- ▶ **at Chicago (9/27):** Played on special teams, did not register a tackle.

- ▶ **vs. Detroit (10/3):** Played briefly on defense and had one assisted tackle and added a tackle on special teams.

- ▶ **at Washington (10/10):** Started at Mack LB while filling in for Barnett, the second start of his career and first since vs. Houston, 12/7/08...Responded with a then career-best and team-high 13 tackles (nine solo), one sack, a tackle for a loss, three QB hits and a pass defended...Drilled QB Donovan McNabb for an 8-yard loss on the Redskins' final drive of the second quarter, the second sack of his career...Hustled to break up a pass on third

down across the deep middle to WR Santana Moss in the third quarter, forcing a punt.

►vs. **Miami (10/17)**: Started at Mack LB...Recorded a career-high 16 stops (seven solo), a QB hit and a pass defended...In the second quarter, snuffed a screen pass to RB Ricky Williams for a 1-yard loss at the Miami 27 on second down, then combined with LB Brady Poppinga on the next play to tackle WR Davone Bess after a 7-yard gain to force a punt...With 1:34 remaining in the third quarter, was part of the defensive swarm that helped push back RB Ronnie Brown on fourth-and-1 at the Green Bay 27...In the fourth quarter, lunged to break up a pass to Bess on third-and-2 at the Green Bay 43, forcing a punt in what appeared to be one of the biggest defensive plays of the game. But an illegal formation penalty on the punt return gave the Dolphins a first down, and the Dolphins would score a TD four plays later.

►vs. **Minnesota (10/24)**: Started at Mack LB and posted 11 tackles (six solo) and an INT with a 32-yard return for a TD, the first of his career...The INT came in the third quarter, catching a pass that was thrown into his chest by QB Brett Favre and taking it to the end zone to give Green Bay a 28-17 lead. DE C.J. Wilson drilled Favre as he stepped up to throw to WR Randy Moss. INT for a TD was the reward after staying with Moss, his coverage assignment, despite Favre's pump fake...The INT came two snaps after an Aaron Rodgers to WR Greg Jennings TD pass that was set up by an INT by LB A.J. Hawk...Bishop also put a hit on Moss on the final play of the game to help break up the pass, a high heave by Favre with the Packers holding onto a 28-24 lead.

►at **New York Jets (10/31)**: Had a team-high 13 tackles (12 solo) and a pair of passes defended...One of the leaders in the unit's rugged efforts against the run, as the defense allowed only 119 yards on 29 carries, with 37 combined yards coming on a scramble by the QB and a 17-yard run off a fake punt. Top RB duo of LaDainian Tomlinson and Shonn Greene combined for 76 yards on 22 carries, with a long of 8...Ended the contest with an exclamation point, putting a huge hit near the sidelines on WR Jerricho Cotchery on the second-to-last play.

►vs. **Dallas (11/7)**: Had four tackles, a sack, a QB hit and a forced fumble... Put a big hit on Felix Jones in the second quarter on a quick draw out of the shotgun, dropping the RB for a 2-yard loss...Sacked QB Jon Kitna for a 9-yard loss in the third quarter, causing a fumble that was recovered by Jones. An incompleteness on the next play forced a punt, and the Packers would march 80 yards for a FG on the ensuing drive.

►at **Minnesota (11/21)**: Part of a defensive effort that only surrendered a field goal, giving the Packers' defense a combined 10 points allowed over the last three games...Posted eight tackles (seven solo), a QB hit and a pass defended...Tackle total tied for the team lead...Also played special teams after injuries to Atari Bigby and Anthony Smith...Put a loud hit on Adrian Peterson in the first quarter, stopping the RB on a draw after a 1-yard gain up the middle.

►at **Atlanta (11/28)**: Opened at MLB and led the team with 13 stops (eight solo) while participating in 55 plays...Sixth game of his career with a double-digit tackle total, and fifth of 2010.

►vs. **San Francisco (12/5)**: Tied for second on the team with six tackles (four solo) and added two QB pressures and a QB hit...Participated in 35 plays.

►at **Detroit (12/12)**: Tied for the team lead with 12 stops (11 solo) and added a pass defended as part of a unit that allowed only a TD in defeat...In the first quarter, combined with Hawk to drop RB Jahvid Best for a 1-yard loss.

►at **New England (12/19)**: Recorded eight tackles (three solo), a sack and a forced fumble while participating in 42 plays...Tackle total pushed him over the 100-stop milestone for the season...Sacked QB Tom Brady for a 10-yard loss early in the second quarter, causing a fumble that Brady recovered...Often rushed in passing situations with Frank Zombo (knee) on the inactive list.

►vs. **New York Giants (12/26)**: Led the team in tackles with eight (six solo) and added a pass defended while participating in 54 plays...Had a hand in a key play in the third quarter, when OLB Clay Matthews knocked the ball out of the arms of RB Brandon Jacobs after a 21-yard pickup. Bishop attempted to scoop it up, but it went through his hands near the sideline, so he slapped the loose ball so it remained in bounds. The fumble was finally recovered by S Nick Collins at the Green Bay 27...Part of a defensive effort

that held the Giants to 90 yards rushing on 21 carries, only the second time in 2010 that New York did not reach 100 yards. The Giants entered the game averaging 144.9 yards per contest, fifth in the NFL.

►vs. **Chicago (1/2/11)**: Had eight tackles (four solo) and a pair of passes defended...Part of an outstanding day by the defense, which held the Bears to just a FG, 227 total yards, an average of 3.5 yards per play and 117 net yards passing...In the second half, Chicago posted 97 yards and had one play over 12 yards...Stopped RB Matt Forte at the Green Bay 48 for no gain on a swing pass on the Bears' final drive. Three plays later, Collins intercepted QB Jay Cutler to preserve the victory.

►**NFC WILD CARD, at Philadelphia (1/9/11)**: Participated in 57 plays, recording four tackles, a sack and a QB hit...Dropped Michael Vick for a 9-yard sack on the game's first play from scrimmage, tackling the QB on a blitz at the Philadelphia 5...Part of a defensive unit that held the Eagles to 16 points – Philadelphia finished the season ranked No. 2 in the NFL in total offense and averaged 27.4 points per game – and only 82 yards rushing.

►**NFC DIVISIONAL, at Atlanta (1/15/11)**: Started and had a team-high nine tackles, a QB pressure, a forced fumble and a recovered fumble...In the fourth quarter, hit WR Michael Jenkins after a 3-yard reception, jarring the ball loose, then pounced on the loose ball at the Atlanta 33. The turnover, with 5:38 remaining, led to a 32-yard FG by K Mason Crosby to increase Green Bay's lead to 48-21...Participated in 51 plays...Part of a defensive unit that held the Falcons to only 194 total yards – including 45 rushing – forced four turnovers, posted five sacks and allowed just two touchdowns. Atlanta's time of possession was 21:41.

►**NFC CHAMPIONSHIP, at Chicago (1/23/11)**: Started and never left the field, participating in every defensive play (66)...Recorded eight tackles (six solo), one tackle for a loss and a pass defended...Part of a defense that held the Bears to just 83 yards rushing and a time of possession of 25:56...Dropped WR Earl Bennett for a 2-yard loss on an end-around on third-and-3 from the Green Bay 27 with 1:15 remaining. It was the Bears' final possession, and on fourth down, QB Caleb Hanie was intercepted by CB Sam Shields at the Green Bay 12 to clinch the victory.

53 Dyral Briggs, LB, 2nd Year, Bowling Green

- Young LB claimed off waivers from Denver, Oct. 26, and has appeared in five regular season contests with the Packers and all three playoff games since his arrival, playing primarily on special teams.

- Had six special teams stops in the regular season and has played briefly on defense.

- Entered the NFL with the San Francisco 49ers as a non-drafted free agent in May 2009 and appeared in four games in 2009 and one with the Niners earlier this season before being released in September...Was signed to Denver's practice squad earlier this year before being elevated to the active roster, and he appeared in one game.

►at **New York Jets (10/31)**: Inactive.

►vs. **Dallas (11/7)**: Played on special teams, posting one tackle, and also appeared briefly on defense.

►at **Minnesota (11/21)**: Inactive.

►at **Atlanta (11/28)**: Inactive.

►vs. **San Francisco (12/5)**: Led the team with three special teams tackles.

►at **Detroit (12/12)**: Had one special teams tackle.

►at **New England (12/19)**: Played on special teams and had one tackle...In the second half aggravated an ankle injury he had suffered during practice the week before and did not return.

►vs. **New York Giants (12/26)**: Inactive (ankle).

►vs. **Chicago (1/2/11)**: Played on special teams...Part of a coverage unit that had an excellent day against one of the NFL's top return units...Notched two tackles on special teams...Helped hold PR Devin Hester in check for the majority of the contest, as the unit downed four punts inside the 20 and helped P Tim Masthay post a 36.6 net average. On kickoff returns, S Daniele Manning averaged 15.5 yards on two returns...Blocking helped spring CB Tramon Williams for a 41-yard punt return in the third quarter, setting up a 23-yard FG by K Mason Crosby that tied the game.

►**NFC WILD CARD, at Philadelphia (1/9/11)**: Had two assisted tackles on kickoff coverage.

►**NFC DIVISIONAL, at Atlanta (1/15/11)**: Played on special teams, recording one

tackle...Also participated briefly on defense.

► **NFC CHAMPIONSHIP, at Chicago (1/23/11):** Played on special teams and also appeared briefly on defense after starter Erik Walden departed with an ankle injury.

75 Bryan Bulaga, T, Rookie, Iowa

- Has distinguished himself while picking up the first postseason experience of his career, starting all three contests at RT.
- Started the last 12 games of the regular season at RT in place of Mark Tauscher (shoulder), who was placed on injured reserve.
- Rookie blocker gaining valuable experience and is laying the foundation for what is expected to be a long career on the Packers' offensive front. Also has distinguished himself with solid play this season, and is considered one of the NFL's finest rookie offensive linemen.
- Showed versatility early in the year by serving as the top reserve at LG and LT, seeing extended playing time at LT when starter Chad Clifton went to the sidelines periodically to nurse injuries.
- Competed with LG Daryn Colledge for the starting spot throughout training camp before settling into backup role to open the year.
- First-round pick (23rd overall) was the 2009 Big Ten Offensive Lineman of the Year.

► **at Philadelphia (9/12):** Appeared on special teams in first NFL contest, blocking on field goals and extra points.

► **vs. Buffalo (9/19):** Saw his first regular-season playing time at LT, taking over when Clifton was slowed by knee soreness in the first half. Entered the game with just under six minutes remaining in the second quarter and played the rest of the contest...Part of an offensive line that did not allow a sack, and the Packers scored on their first three possessions of the second half.

► **at Chicago (9/27):** Played special teams and also saw action in reserve of Clifton late in the first half.

► **vs. Detroit (10/3):** Played on special teams.

► **at Washington (10/10):** Started at RT in place of Tauscher (shoulder), marking the first start of his NFL career...Protection and blocking helped the Packers post 427 net yards, and a season-high 157 yards rushing on 17 carries.

► **vs. Miami (10/17):** Started at RT, again in place of Tauscher.

► **vs. Minnesota (10/24):** Started at RT, and praised by coaches for his excellent play, primarily working against DE Ray Edwards, who was credited with two tackles and zero sacks...The line did not allow a sack and also gave the offense a boost with solid run blocking.

► **at New York Jets (10/31):** Started at RT.

► **vs. Dallas (11/7):** Again distinguished himself with solid play at RT, as the offensive line allowed only one sack...Helped offense pile up 415 net yards and average 5.8 yards per play in 45-7 rout.

► **at Minnesota (11/21):** Started at RT...Helped offense record 374 net yards, 20 first downs and control the clock for 33:16 in the victory.

► **at Atlanta (11/28):** Started at RT...The offensive line only allowed one sack, giving QB Aaron Rodgers time to pass for 344 yards while completing 26 of 35 attempts.

► **vs. San Francisco (12/5):** Started at RT, as the offense posted 410 net yards, 136 rushing yards – the third-highest total of 2010 – and dominated the time of possession, holding the ball for 37:11.

► **at Detroit (12/12):** Started at RT.

► **at New England (12/19):** Started at RT, part of an offensive attack that held the ball for 40:48, recorded 26 first downs, 369 total yards and converted 11-of-19 third downs.

► **vs. New York Giants (12/26):** Started at RT in an excellent performance by the offensive line against the Giants' formidable defensive front...Of the two sacks posted by New York, only one was offensive-line related, with the other being credited to the Giants after a fumble by Rodgers when the ball slipped out of his hand as he brought it back to pass and was recovered by RB John Kuhn...Against a New York defense that entered the game ranked No. 2 in the NFL, the Packers recorded 27 first downs, 515 net yards and held the ball for 37:01 in the 45-17 victory.

► **vs. Chicago (1/2/11):** In a hard-fought contest against a rugged Chicago defense that entered the game ranked among the NFL's top 10, the offen-

sive line helped the unit average 5.4 yards per play and surrendered just two sacks in the victory.

► **NFC WILD CARD, at Philadelphia (1/9/11):** Bounced back with a strong performance after being flagged for a couple of penalties the week before...Part of an offensive line that paved the way for the Packers to rush for 138 yards on 32 carries (4.3 avg.), including 123 by RB James Starks, the highest postseason total in club history by a rookie...The offense also posted 309 total yards and successfully converted 8-of-13 third-down attempts.

► **NFC DIVISIONAL, at Atlanta (1/15/11):** Part of a front line that cleared the way for a stellar day for the offense, with the unit totaling 28 first downs, posting 442 net yards, converting 4-of-6 opportunities in the red zone and controlling the clock for 38:19 in the 48-21 victory. The point total was the highest in the postseason in franchise history.

► **NFC CHAMPIONSHIP, at Chicago (1/23/11):** Started at RT...Part of an offensive line that paved the way for the offense to post 356 yards in the victory – including 120 rushing – controlled the clock for 34:04, and allowed just one sack.

42 Morgan Burnett, S, Rookie, Georgia Tech

• Placed on injured reserve, Oct. 7, after suffering a torn ACL vs. Detroit, Oct. 3.

• Was off to a promising start in the first four games before being sidelined for the season, recording 15 tackles (11 solo) and an INT.

• Claimed starting spot when 2009 starter Atari Bigby opened the year on reserve/PUP (ankle). Became only the second rookie to open the season as a starter at S for the Packers since Chuck Cecil in 1988, joining current FS and three-time Pro Bowl selection Nick Collins (2005).

► **at Philadelphia (9/12):** In NFL debut, had four tackles (three solo), tied for second among DBs...Part of a defensive effort that held Eagles WRs Jeremy Maclin and DeSean Jackson to a combined eight catches for 68 yards and a TD...Joined CB Sam Shields, who started at nickel CB, as the first Green Bay rookie twosome to open a season as starters since the AFL-NFL merger in 1970. They were the first rookie duo to both start a game in the secondary for the Packers since Collins and CB Mike Hawkins Dec. 19, 2005 at Baltimore.

► **vs. Buffalo (9/19):** Started at SS and posted his first career INT, wrestling the ball away from WR Roscoe Parrish in the fourth quarter, as both players arrived at the low pass at nearly the same time at the Green Bay 41. The turnover led to a five-play, 52-yard TD drive that put the Packers ahead, 34-7. The drive was capped by WR James Jones hauling in a 30-yard scoring toss from QB Aaron Rodgers...Added four tackles (three solo) – including stopping RB Marshawn Lynch for no gain up the middle on the play before the INT – and added a pass defended...Turned in a top performance against his former college coach and current Buffalo head coach Chan Gailey.

► **at Chicago (9/27):** Started at SS, and posted four tackles (two solo).

► **vs. Detroit (10/3):** Started at SS and had three stops while playing 23 plays, but suffered a torn ACL in his knee, ending his season...Estimates were he participated in up to 10 plays with the injury before departing.

TRANSACTION: Placed on injured reserve, Oct. 7 (knee).

24 Jarrett Bush, CB/S, 5th Year, Utah State

• Key special teams performer throughout his career also adds proven experience to the secondary and the versatility to play both S and CB.

• Annually ranks among the top tacklers on the coverage teams as one of the units' outside 'gunners,' and is also a willing and effective blocker for the return units.

• Ranked second on the coverage units in 2010 with 12 stops, and added a forced fumble and a fumble recovery.

• Contributed briefly on defense in 2010, posting 10 tackles (seven solo) and two passes defended. In 2009, started three contests as a nickel CB and recording a career-best 26 stops and an INT.

► **at Philadelphia (9/12):** Praised by special teams coaches for his blocking on kick returns, with WR Jordy Nelson posting five returns for 156 yards (31.2 avg.)...Also sparkled as outside 'gunner' on punt return coverage units, helping limit Eagles returner DeSean Jackson to two returns for 14 yards...In limited action had a tackle on defense.

►vs. **Buffalo (9/19)**: Played on special teams...Served as a blocker on kickoff return units that helped Nelson average 30.5 yards on a pair of returns.

►at **Chicago (9/27)**: Played on special teams.

►vs. **Detroit (10/3)**: Played extensively on defense for the first time in 2010, notching five tackles (three solo)...With the Lions at the Green Bay 30, broke up a pass intended for TE Brandon Pettigrew early in the fourth quarter on third-and-9, forcing Detroit to kick a FG...With CB Sam Shields on the inactive list, played nickel CB.

►at **Washington (10/10)**: Played on special teams...Blocker on punt return unit that helped spring CB Tramon Williams for a season-long 52-yard return.

►vs. **Miami (10/17)**: Played on special teams, posting three tackles on the coverage units...Stopped KR Nathan Carroll at the Miami 26 on the first kick return.

►vs. **Minnesota (10/24)**: Played on special teams, posting one tackle – drilling WR Percy Harvin with a big hit at the Minnesota 16 after a 13-yard return on the opening kickoff.

►at **New York Jets (10/31)**: Played on special teams...Part of an excellent day for the punt coverage units, after which P Tim Masthay earned NFC Player of the Week honors for punting eight times with a net average of 41.5 and putting five inside the 20...Hustled to down a 47-yard punt at the New York 5 late in the third quarter on a Jets' march that would lead to a QB Mark Sanchez INT at the Green Bay 43 on the ensuing drive.

►vs. **Dallas (11/7)**: Ripped the ball from the arms of returner Bryan McCann on a kickoff, and it was returned by S Nick Collins 26 yards for a TD with 2:04 left in the first half. The score – on the heels of an 8-yard TD grab by WR Greg Jennings – quickly inflated Green Bay's lead to 28-0...Also recovered a muffed punt by WR Dez Bryant at the Dallas 17...Credited with one tackle on kickoff coverage...Played 12 plays on defense and had one stop.

►at **Minnesota (11/21)**: Played on special teams, and briefly on defense at S in the fourth quarter...Had one tackle on special teams

►at **Atlanta (11/28)**: Played on special teams.

►vs. **San Francisco (12/5)**: With injuries in the secondary, saw most duty on defense in several weeks, participating in 15 plays and notching two tackles (one solo)...On special teams, had a pair of tackles, including a solo stop.

►at **Detroit (12/12)**: Played on special teams and participated in three plays on defense.

►at **New England (12/19)**: Participated in 11 plays on defense, recording one tackle, as part of the rotation in the secondary. Playing time increased as the sixth defensive back after S Nick Collins departed following a rib injury in the first half...Added an assisted tackle on special teams...Combined with S Atari Bigby to drag down Alge Crumpler after a 2-yard gain on a fourth-quarter kickoff return.

►vs. **New York Giants (12/26)**: On special teams, posted one assisted tackle on kickoff coverage...Part of a kickoff coverage team that allowed an average of just 18.6 yards per return (eight for 148 yards), and a punt coverage unit that allowed an average of just 4.3 yards on three returns.

►vs. **Chicago (1/2/11)**: Played a key role in an excellent day for the special teams against one of the NFL's top return units...A key figure in holding PR Devin Hester in check for the majority of the contest, as the special teams unit downed four punts inside the 20 and helped P Tim Masthay post a 36.6 net average. On successive punts in the fourth quarter, downed both inside the Chicago 5, the first, with 9:53 remaining, at the 3, and the second, with 4:57 left on the clock, at the 2...On kickoff returns, Danieal Manning averaged 15.5 yards on two returns...Combined with Brandon Underwood to tackle Manning at the Chicago 23 after a 3-yard kickoff return in the third quarter...Blocking also helped spring CB Tramon Williams for a 41-yard punt return in the third quarter, setting up a 23-yard FG by K Mason Crosby that tied the game.

►**NFC WILD CARD, at Philadelphia (1/9/11)**: Had two stops on special teams, both on kickoff coverage...Opened the game with a solo tackle of Eagles' kick returner Gerard Lawson at the Philadelphia 14...Dropped Lawson again in the second quarter after a 14-yard return...Played six downs on defense, notching one tackle.

►**NFC DIVISIONAL at Atlanta (1/15/11)**: Played on special teams, posting two tackles on kickoff coverage...Also participated in nine plays on defense,

seeing the majority of his time at FS after Nick Collins suffered leg cramps in the second half.

►**NFC CHAMPIONSHIP, at Chicago (1/23/11)**: Deflected a Masthay punt near the goal line to Brandon Underwood late in the first quarter that was downed at the Chicago 3...Recorded one special teams stop, but helped contain Hester was steady pressure from the outside as one of the coverage unit's 'gunners'...Special teams ace a key contributor in the units allowing an average of 9.5 on four punt returns and 15.8 on four kickoff returns.

54 Brandon Chillar, LB, 7th Year, UCLA

• Athletic defender gave coaching staff multiple options because of his versatility and ability to adapt to different schemes before being placed on injured reserve (shoulder), Nov. 30.

• Inactive for a three-game stretch with the shoulder injury suffered at Chicago, Sept. 27, but returned to action vs. Minnesota, Oct. 24, and continued to play with a brace on the joint. Re-injured the shoulder at Atlanta, Nov. 28, with the injury ultimately leading to him being placed on injured reserve for the remainder of the season.

• Throughout his career, has shown the speed and skill to cover RBs and TEs, and the sudden hitting ability to fill against the run.

• While also contributing on special teams, in 34 games with the Packers has posted 129 tackles, four sacks, knocked away 16 passes, added an INT and recovered a fumble.

• Contended for starting ROLB spot throughout camp, a position eventually landed by Brad Jones, before being moved back to Buck LB.

• In 2010, recorded 18 stops (14 solo), a sack and an INT. First INT of his seven-year NFL career came vs. Buffalo, Sept. 19.

►at **Philadelphia (9/12)**: Started at Buck LB in nickel package, his 12th start with the Packers, and rarely left the field with the unit in nickel throughout the contest...Recorded seven tackles (six solo) to rank second on team to LOLB Clay Matthews. Tackle total was the highest since posting 10 at Minnesota, 10/5/09...Marked the 90th regular-season contest of his NFL career, and 27th with Green Bay.

►vs. **Buffalo (9/19)**: Played in reserve, but had the first INT of his career on the Bills' opening drive of the second half, stepping in front of a QB Trent Edwards pass at the Buffalo 48 that had been tipped. Added a 9-yard return, and the turnover led to a seven-play, 39-yard march that pushed Green Bay ahead, 20-7. That drive was capped by a 7-yard strike from QB Aaron Rodgers to WR Donald Driver...Also posted a pair of tackles.

►at **Chicago (9/27)**: Played in reserve on defense, and had three tackles, including a solo stop...Suffered a shoulder injury in the contest, and while he would return to play with it during the season, it would ultimately lead to him being placed on injured reserve.

►vs. **Detroit (10/3) – vs. Miami (10/17)**: Inactive (shoulder).

►vs. **Minnesota (10/24)**: Participated in 10 plays on defense, his first action since injuring his shoulder, Sept. 27, at Chicago...Played with a brace on the joint and had a pair of tackles...30th game with the Packers since joining the team in 2008.

►at **New York Jets (10/31)**: Extremely productive while participating in 13 plays on defense, notching two solo stops, a sack and a pair of passes defended...Dropped QB Mark Sanchez for a 9-yard loss with 4:53 remaining in the first quarter, running through a block by RB LaDainian Tomlinson and moving the Jets back to their own 20. On the following play, P Steve Weatherford tried to run for a first down on fourth-and-18 on a fake punt, but was shoved out of bounds after a 17-yard gain, giving Green Bay the ball at the New York 36. Five plays later on a quick drive, the Packers took a 3-0 lead on a 20-yard FG by Mason Crosby...Sack was his first of 2010... Also played on special teams.

►vs. **Dallas (11/7)**: Played briefly on defense and also contributed on special teams.

►at **Minnesota (11/21)**: Participated on defense and special teams...Had one stop on defense while appearing in 13 plays.

►at **Atlanta (11/28)**: Injured shoulder on kickoff coverage on the last play of the first quarter and did not return...Had one special teams stop...Also played briefly on defense in the first half.

TRANSACTION: Placed on injured reserve, Nov. 30 (shoulder).

76 Chad Clifton, T, 11th Year, Tennessee

- Started the 11th postseason contest of his career at Chicago in the NFC Championship, the 170th game of his career (159 regular season contests.)

- Veteran blocker has been the cornerstone of the offensive front since his arrival as the 44th overall pick in 2000 and a key part of a Green Bay offense that has ranked among the NFL's top 10 in eight of his 11 seasons.

- Reached the 150-game career milestone with Green Bay vs. Minnesota, Oct. 24, making him only the 19th player – and sixth offensive lineman – in club history to do so.

- Practices sparingly during the week to rest nagging injuries sustained from the wear and tear of a long career in the NFL trenches, a regimen he has credited with keeping him in top form on game days.

- After performing at a level recently described by the coaching staff as his best in several years, was voted to the Pro Bowl for the first time in his career – though he attended the postseason all-star game in 2007 as an alternate and injury replacement – and has been an alternate three other seasons.

- Considered an expert in pass protection, but has also cleared lanes for eight 1,000-yard rushers during his career, and five of the club's top eight single-season rushing totals.

- ▶**at Philadelphia (9/12):** Started at LT, opening the season on the active roster for the first game for the 11th straight season.

- ▶**vs. Buffalo (9/19):** Started the 140th game of his career and played in the 145th, but struggled performance-wise with a nagging knee injury early and was replaced by rookie Bryan Bulaga. Practice time was limited throughout the week.

- ▶**at Chicago (9/27):** Started, but again was replaced briefly by Bulaga in the first half before returning to the field in the third quarter...Part of an offensive line that did not allow a sack.

- ▶**vs. Detroit (10/3):** Started at LT.

- ▶**at Washington (10/10):** Started at LT...Blocked for a rushing attack that had 157 yards, a season-high total to this date, on 17 attempts.

- ▶**vs. Miami (10/17):** Started at LT.

- ▶**vs. Minnesota (10/24):** In the 150th game of his NFL career, turned in an outstanding performance against Vikings' standout Jared Allen, holding the DE to one tackle and largely out of the Green Bay backfield as the offensive line did not allow a sack...Typically left on his own to block the annual Pro Bowl defender...The running game was also effective, taking pressure off the passing attack with 84 yards on 23 carries and a Brandon Jackson TD run.

- ▶**at New York Jets (10/31):** Started at LT in a defensive struggle where the Packers ground out a 9-0 victory...Packers allowed just two sacks to one of the NFL's top pass-rushing clubs.

- ▶**vs. Dallas (11/7):** Started at LT, the 115th of the last 121 regular-season games that he has opened...Matched up with Pro Bowl LB DeMarcus Ware most of the contest, and only allowed two tackles by the defender. Ware entered the game with eight sacks...Offensive line allowed just one sack, and the offense posted 415 yards on 71 plays, with 26 first downs.

- ▶**at Minnesota (11/21):** Started at LT...Entire offense turned in a dominating performance in 31-3 victory, with 374 net yards, 33:16 time of possession and 20 first downs.

- ▶**at Atlanta (11/28):** Started at LT...Part of an offensive line that only allowed one sack.

- ▶**vs. San Francisco (12/5):** The 155th game of his NFL career, all with Green Bay.

- ▶**at Detroit (12/12):** Started at LT, the 156th game of his career. Pulled even with Ken Ruettggers (1985-96) and Frank Winters (1992-2002) for the 14th-most games played in club history.

- ▶**at New England (12/19):** Started at LT, the 157th game of his career. Total moved him into sole possession of fourth place among offensive linemen in team history.

- ▶**vs. New York Giants (12/26):** Started at LT, the 158th game of his career, moving past Mark Lee (157, 1980-90) to rank 15th for most games played in club record books...Part of an excellent performance by the offensive line against a formidable New York defensive front. Of the two sacks posted by the Giants, only one was offensive-line related, with the other

being credited to New York after a fumble by QB Aaron Rodgers when the ball slipped out of his hand and was recovered by RB John Kuhn...Against a New York defense that entered the game ranked No. 2 in the NFL, the Packers recorded 27 first downs, 515 net yards and held the ball for 37:01 in the 45-17 victory.

- ▶**vs. Chicago (1/2/11):** In a hard-fought contest against a Chicago defense that entered the game ranked among the NFL's top 10, the offensive line helped the unit average 5.4 yards per play and surrendered just two sacks in the victory.

- ▶**NFC WILD CARD, vs. Philadelphia (1/9/11):** Chief blocking responsibility was RDE Trent Cole, the three-time Pro Bowl pick and Eagles 2010 sack leader with 10, and held the defender to three tackles, zero sacks and no QB hurries...Part of an offensive line that paved the way for the Packers to rush for 138 yards on 32 carries (4.3 avg.), including 123 by RB James Starks, the highest total in club history by a rookie...The offense also posted 309 total yards and successfully converted 8-of-13 third down attempts.

- ▶**NFC DIVISIONAL, at Atlanta (1/15/11):** Started at LT...Primary blocking responsibility was Pro Bowl DE John Abraham, who finished the game with one tackle and a sack... Part of a front line that cleared the way for a stellar day for the offense, with the unit totaling 28 first downs, posting 442 net yards, converting 4-of-6 opportunities in the red zone and controlling the clock for 38:19 in the 48-21 victory. The point total was the highest in the postseason in franchise history.

- ▶**NFC CHAMPIONSHIP, at Chicago (1/23/11):** Started at LT...Missed three series in the first half after suffering a neck stinger...Part of an offensive line that paved the way for the offense to post 356 yards in the victory – including 120 rushing – control the clock for 34:04, and allow just one sack... Primary blocking responsibility was Pro Bowl DE Julius Peppers, who had two tackles and zero sacks.

73 Daryn Colledge, G, 5th Year, Boise State

- The only offensive lineman to start the last 49 regular-season games, including all 16 in 2010, with his playing time coming primarily at LG.

- Suffered a knee injury in the first quarter at Detroit in Week 14 and did not return, but was back in the starting lineup at New England the following week.

- Pushed in the preseason by No. 1 pick Bryan Bulaga, a challenge he met by retaining his starting spot at LG.

- The versatile blocker slid over to LT for two games in 2009 when needed because of injuries along the offensive front.

- ▶**at Philadelphia (9/12):** Started at LG, opening the season as a starter for the fourth consecutive year.

- ▶**vs. Buffalo (9/19):** Started at LG, as offensive line did not allow a sack.

- ▶**at Chicago (9/27):** Opened at LG, as the offensive line did not allow a sack for the second straight contest.

- ▶**vs. Detroit (10/3):** Started at LG.

- ▶**at Washington (10/10):** The 65th start of his career...Helped the offense rush for a season-high 157 yards on 17 attempts.

- ▶**vs. Miami (10/17):** Reached 70 straight games played...Started at LG.

- ▶**vs. Minnesota (10/24):** Part of an inspired performance by the offensive line against a Vikings' defensive front that has annually ranked among the NFL's stoutest...The offensive front did not allow a sack and also cleared holes for an effective rushing attack.

- ▶**at New York Jets (10/31):** Started at LG.

- ▶**vs. Dallas (11/7):** Started at LG...Offensive line only allowed one sack; helped offense post 26 first downs, 415 net yards and average 5.8 yards per play.

- ▶**at Minnesota (11/21):** Part of a front that paved the way for a dominating performance by the offense in 31-3 victory...Started at LG, the 70th start of his career.

- ▶**at Atlanta (11/28):** Started at LG...The offensive line only allowed one sack, giving QB Aaron Rodgers time to pass for 344 yards while completing 26 of 35 attempts.

- ▶**vs. San Francisco (12/5):** His 45th consecutive start...Part of an offensive line that cleared the way for 136 rushing yards, the third-highest total of 2009...The Packers also had 410 yards of offense, and a time-of-possession advantage of 37:11.

► **at Detroit (12/12):** Suffered an injured knee on the team's first series of the game while making a tackle after a fumble by TE Andrew Quarless...Injured while tackling Brandon McDonald.

► **at New England (12/19):** After not participating in practice on Wednesday and being limited on Thursday because of the knee injury he suffered at Detroit, started at LG...Part of an offense that controlled the clock for 40:48, posted 369 net yards and converted 11-of-19 third downs.

► **vs. New York Giants (12/26):** Started at LG...Part of an excellent performance by the offensive line against a formidable New York defensive front. Of the two sacks posted by the Giants, only one was offensive-line related, with the other being credited to New York after a fumble by QB Aaron Rodgers when the ball slipped out of his hand and was recovered by RB John Kuhn...Against a New York defense that entered the game ranked No. 2 in the NFL, the Packers recorded 27 first downs, 515 net yards and held the ball for 37:01 in the 45-17 victory.

► **vs. Chicago (1/2/11):** In a hard-fought contest against a rugged Chicago defense that entered the game ranked among the NFL's top 10, the offensive line helped the unit average 5.4 yards per play and surrendered just two sacks in the victory.

► **NFC WILD CARD, at Philadelphia (1/9/11):** Helped escort Brandon Jackson into the end zone on a third quarter TD, when the RB looped behind a handful of blockers on a screen pass to gallop 16 yards to score and push the lead to 21-10...Part of an offensive line that paved the way for the Packers to rush for 138 yards on 32 carries (4.3 avg.), including 123 by RB James Starks, the highest postseason total in club history by a rookie...The offense also posted 309 total yards and successfully converted 8-of-13 third-down attempts.

► **NFC DIVISIONAL, at Atlanta (1/15/11):** The fifth postseason start of his career... Part of a front line that cleared the way for a stellar day for the offense, with the unit totaling 28 first downs, posting 442 net yards, converting 4-of-6 opportunities in the red zone and controlling the clock for 38:19 in the 48-21 victory. The point total was the highest in the postseason in franchise history.

► **NFC CHAMPIONSHIP, at Chicago (1/23/11):** Started at LG...Part of an offensive line that paved the way for the offense to post 356 yards in the victory – including 120 rushing – control the clock for 34:04, and allow just one sack.

36 Nick Collins, S, 6th Year, Bethune-Cookman

- In 2010, stalwart defender recorded 75 tackles – 64 solo – four INTs, a recovered fumble and 16 passes defensed.

- Including six postseason contests, Super Bowl will be the 100th game of his NFL career.

- One of the NFL's most respected DBs, was voted to the Pro Bowl this season for the third straight year, the first Packers S to earn the honor for three consecutive seasons since LeRoy Butler (1996-98).

- In career, has 21 INTs for 507 yards with four TDs, four forced fumbles and two fumble recoveries.

- Has often made biggest impact when it typically matters most in a game: 14 of career INTs have come in the second half, for 322 return yards and three TDs.

- Unselfish performer also a key contributor on special teams. Scored a TD by taking a fumble recovery vs. Dallas back for a score on a kickoff return, Nov. 7, and recovered an onside kick to open the game vs. New England, Dec. 19. Has added six special teams stops in 2010.

- Was selected second-team All-Pro by *The Associated Press* for the third straight year in 2009.

► **at Philadelphia (9/12):** Started at FS, posting four solo tackles...Marked the sixth straight season he opened a year in the starting lineup...Helped hold Eagles QBs to under 200 yards and a passer rating of 87.7.

► **vs. Buffalo (9/19):** Started at FS...Recorded nine stops, his highest regular-season tackle total since notching 11 vs. Houston, 12/7/08...Marked the 10th in his career that he posted nine or more tackles in a contest... Also notched a pass defensed...Suffered a strained hip flexor late in the contest.

► **at Chicago (9/27):** Collided with a teammate while making a tackle on the opening drive and injured his left knee, but went to the locker room to have

the joint taped and returned to action later in the first half...Recorded four tackles (two solo)...Had an INT of a deep pass with 1:51 remaining, but it was negated by a pass interference penalty on S Morgan Burnett. The penalty moved the Bears to the Green Bay 9.

► **vs. Detroit (10/3):** Started at FS and had three stops and a pair of pass break-ups in the victory.

► **at Washington (10/10):** Rarely left the field, starting at SS and recording three tackles and two passes defensed...Made a leaping deflection of a QB Donovan McNabb pass intended for WR Joey Galloway in the fourth quarter, knocking away the throw on third down to force a FG attempt that was missed.

► **vs. Miami (10/17):** Started at FS...Recorded six tackles (five solo), two passes defensed and a QB pressure...Broke up a long pass intended for WR Davone Bess late in the first half, a drive that would eventually lead to a Dolphins FG.

► **vs. Minnesota (10/24):** Made the 18th INT of his career among the most memorable, leaping high and around Vikings WR Percy Harvin to snag a Brett Favre pass before falling to the turf with 9:18 remaining in the contest. An incredibly athletic play, the INT snuffed out a Minnesota drive as the Packers clung to a 28-24 lead that would eventually hold. Green Bay took over at its own 23...Part of a defensive effort that would hold Favre to a 50.4 passer rating...Tied his season high with nine tackles, including eight solo, the 11th game of his career with nine or more stops... Participated in all 68 plays on defense.

► **at New York Jets (10/31):** Started at FS, his 45th straight start since missing three games in 2007...Played all 77 downs on defense and had four solo stops and a pass defensed...In a defensive struggle where the Jets were shutout for the first time since 2006, helped hold QB Mark Sanchez to a passer rating of 43.3 while completing just 16-of-38...Also had a tackle on special teams, stopping WR Brad Smith at the New York 19 in the fourth quarter on a kickoff return.

► **vs. Dallas (11/7):** Participated in 33 plays, notching four tackles (three solo) and a QB pressure...Biggest play came on special teams, when catching a ball that Jarrett Bush had ripped from the arms of returner Bryan McCann. Returned it 26 yards for a TD, putting the Packers ahead, 28-0, with 2:04 remaining in the first half...TD came on the heels of an 8-yard scoring pass from QB Aaron Rodgers to WR Greg Jennings, quickly putting the Packers' lead out of reach...Fifth TD of his career, but the first on special teams and also the first off a fumble return...Part of an outstanding defensive effort that held the Cowboys to just 205 total yards, and QB Jon Kitna to a 63.6 passer rating.

► **at Minnesota (11/21):** Started at FS and had seven tackles – tied for tops among the secondary – and a QB pressure...Five of his stops were solo... In the first quarter, combined with CB Charles Woodson to stop WR Greg Camarillo after a 2-yard gain at the Green Bay 8 on third down, forcing a FG. Kick would prove to be the Vikings' lone points of the contest... Participated in 59 plays on defense...With injuries to Atari Bigby and Anthony Smith, was pressed into extended duty on special teams, and recorded two tackles...Helped hold Favre to a passer rating of 51.2 while completing just 17-of-38

► **at Atlanta (11/28):** Had five tackles (four solo) and a QB pressure... Participated in 58 plays.

► **vs. San Francisco (12/5):** Posted four solo stops, one pass defensed and an INT with a 7-yard return...Made a diving fourth-quarter INT of a pass intended for TE Vernon Davis. Turnover ended a San Francisco drive at the Green Bay 38. It was the 19th INT of his career, and the third against the 49ers, all coming in victories...Part of an exceptional effort by the Packers' defense, which held the Niners to just 10 completions.

► **at Detroit (12/12):** Recorded four tackles (three solo) and a pressure in the 90th start of his career...QB pressure came on a timely play in the third quarter, rushing on third-and-4 at the Green Bay 30 to force QB Drew Stanton to overthrow WR Calvin Johnson. K Dave Rayner attempted a 48-yard FG on the following play, missing to the left.

► **at New England (12/19):** Suffered injured ribs in the second quarter, went to the locker room for X-rays and did not return. The results were negative... In the first half, participated in 26 plays and had one solo stop and a QB pressure...Biggest play came on special teams, streaking in to recover a

surprise onside kick to begin the game. Recovered the loose ball at the Green Bay 47, and the Packers would drive 40 yards in 11 plays for a FG and a 3-0 lead.

►vs. **New York Giants (12/26)**: Despite being listed as questionable throughout the week with the rib injury he suffered the week before at New England, played all 58 snaps and had five tackles (three solo), an INT, a fumble recovery and a pass defended...Late in the third quarter with the Packers clinging to a 31-17 lead, recovered a fumble that was forced when LB Clay Matthews raced from behind and punched the ball from the arms of RB Brandon Jacobs. Pounced on the loose ball at the Green Bay 27 after it was tipped by LB Desmond Bishop to keep it from going out of bounds... In the fourth quarter, intercepted QB Eli Manning at the New York 49 on a pass intended for WR Mario Manningham. The turnover set up a six-play drive that was capped by a 1-yard TD by RB John Kuhn for the game's final points...INT was the 20th of his career.

►vs. **Chicago (1/2/11)**: Posted three tackles (two solo), two passes defended and a game-clinching INT...With Chicago trailing, 10-3, picked off QB Jay Cutler at the Green Bay 11 with under 20 seconds remaining in the contest and the Bears threatening. On second-and-10 at the Packers' 32, Cutler overthrew WR Devin Hester in the middle of the field, and the INT ended what had been a 66-yard march. Returned it 24 yards before falling to the turf at the Green Bay 35 with 10 seconds left in the contest.

►**NFC WILD CARD, at Philadelphia (1/9/11)**: Started at FS and recorded two tackles (one solo) and a pass defended while participating in all 63 plays on defense...Part of a defensive unit that held Philadelphia to 16 points – the Eagles finished 2010 ranked No. 2 in the NFL in total offense and averaged 27.4 points per game – and 82 yards rushing.

►**NFC DIVISIONAL, at Atlanta (1/15/11)**: Participated in 46 plays and had a pass defended...Part of a stellar game for the secondary, which allowed Pro Bowl QB Matt Ryan to pass for just 186 yards and post a 69.0 rating...The longest completion of the game was 22 yards.

►**NFC CHAMPIONSHIP, at Chicago (1/23/11)**: Started at FS and had six tackles (all solo) and three passes defended...Participated in all 66 plays on defense...Made a sliding pass defended on third-and-15 to end a Bears' drive at the Chicago 40 with 8:35 remaining in the third quarter. The play was originally ruled an INT, but it was reversed by a replay challenge...Added a tackle on special teams.

Streaks & Milestones

- Has started 93 of a possible 96 regular-season games in career, missing three contests midway through the 2007 season with a knee injury.
- With four, is tied with Johnny (Blood) McNally for fifth on the Packers' all-time list for INT returns for TDs. Needs one to tie Darren Sharper and Bobby Dillon for third.

83 Tom Crabtree, TE, 1st Year, Miami (Ohio)

- A rugged blocker and key performer on special teams, has been an integral part of the rotation at TE since the early-season loss of Jermichael Finley (knee).
- In 2010 was among the club's best special teams performers on the coverage units, tying for second with 12 tackles. Also considered one of the best blockers for the return teams.
- Recorded four catches for 61 yards, with a long of 33. Added the first TD of his career in the Wild Card playoff at Philadelphia.
- Earned a roster spot in what was a deep group of TEs despite playing with a sprained right wrist in a cast during most of training camp. First turned heads on the practice squad in 2009.

►**at Philadelphia (9/12)**: Participated on special teams and offense...Lauded by coaches for blocking on kick return unit, where WR Jordy Nelson averaged over 31 yards on five returns...Also added a pair of special teams tackles, dropping Ellis Hobbs after an 18-yard return early in the second quarter and then stopping him again later in the quarter after a 23-yard gain.

►vs. **Buffalo (9/19)**: Posted a pair of tackles on special teams, and the coaching staff termed him one of the club's best performers over the first two weeks...Awarded game ball for special teams play, as Nelson averaged over 30 yards on a pair of kick returns.

►**at Chicago (9/27)**: After missing some time during the week with an injured

foot (arch), played on special teams and as a reserve on offense.

►vs. **Detroit (10/3)**: Played on offense and special teams, posting one assisted tackle on the coverage units.

►**at Washington (10/10)**: Credited with a tackle on kickoff coverage and saw extended duty on offense after the injuries to Finley and Donald Lee in the first half...Hauled in the first reception of his career, a 3-yard grab early in the fourth quarter.

►vs. **Miami (10/17)**: Had a career-long 33-yard reception, the second catch of his career...Reception came on the Packers' third play from scrimmage and first passing attempt. As he hauled in the pass he was hit by CB Benny Sapp, and the catch helped set up a FG.

►vs. **Minnesota (10/24)**: Had one tackle on special teams and played on offense.

►**at New York Jets (10/31)**: Recorded one tackle on special teams, stopping WR Brad Smith after a 25-yard kickoff return late in the fourth quarter, and also played on offense.

►vs. **Dallas (11/7)**: Had one catch for 4 yards.

►**at Minnesota (11/21)**: Played on offense and special teams.

►**at Atlanta (11/28)**: Played on special teams and offense.

►vs. **San Francisco (12/5)**: Played on offense and special teams...Continues to play an integral role on running downs on offense, a tribute to his blocking prowess...Packers rushed for 136 yards on 34 carries.

►**at Detroit (12/12)**: Played on special teams and on offense.

►**at New England (12/19)**: Played on offense and special teams.

►vs. **New York Giants (12/26)**: Started and turned in one of the finer performances of his brief career...Had one reception for 21 yards, had three tackles on special teams – two on kickoff coverage and another on punt coverage – and also praised by special teams coaches for his blocking on the return units...Solid blocking helped the Packers record 119 yards rushing on 35 carries...Hauled in the 21-yard pass on the Packers' first drive of the second half, set up by a fumble recovery by S Atari Bigby. Catch advanced the ball to the New York 15, and four plays later, K Mason Crosby booted a 31-yard FG for a 24-14 lead.

►vs. **Chicago (1/2/11)**: Played on special teams and on offense, with contributions on offense coming primarily as a blocker, as the unit only surrendered two sacks to a stout Bears' pass rush...Part of a stellar day for the special teams, which downed four punts inside the 20, held PR Devin Hester in check for the majority of the contest and limited KR Danieal Manning to two kickoff returns for a 15.5 avg. Made a key tackle of Hester after a 16-yard return late in the second quarter...Also helped spring CB Tramon Williams for a 41-yard punt return in the third quarter, which led to a 23-yard FG by Crosby to tie the game at 3.

►**NFC WILD CARD, at Philadelphia (1/9/11)**: Opened the scoring of the game with a 7-yard TD grab late in the first quarter, finishing off a 10-play, 68-yard drive...Fanned out into the end zone and was wide open after a play-action fake by Rodgers, hauling in the first TD of his career...Added one special teams tackle.

►**NFC DIVISIONAL, at Atlanta (1/15/11)**: Played on offense and special teams, posting one tackle on kickoff coverage.

►**NFC CHAMPIONSHIP, at Chicago (1/23/11)**: Played on offense, helping the unit rush for 120 yards on 32 carries and post a time of possession of 34:04...Also part of a special teams unit that was key in the victory, giving up an average of 15.8 yards on four kickoff returns and 9.5 on four punt returns...Had one special teams stop.

2 Mason Crosby, K, 4th Year, Colorado

• Closed the 2010 regular season with 112 points on 46/46 PATs and 22/28 FGs (.786). Ranked fifth in the NFC and 11th in the NFL in scoring among kickers.

• Surpassed 100 points for the fourth straight season, and made over 78 percent of his FGs for the third time in his career (2007, 2008).

• Ended the year with 509 career points. That total ranks No. 2 in NFL record books for a player in his first four seasons, trailing only New England K Stephen Gostowski, who had 513 from 2006-09.

• Has 10 career FGs of 50 yards or more in his career, and 14 games with three or more FGs, including drilling 3-of-4 at New York to lift Green Bay to a 9-0 victory over the Jets in what was a defensive struggle.

- Reached 505 points after 63 career games (after the 15th game of 2010), reaching 500 points at the second-fastest pace in club history behind only RB Paul Horning (60 contests). Scored 129 points in 2009, connecting on 27-of-36 field goal attempts and 48-of-49 PATs.

- Drilled a career-long – and team record – 56-yard FG in the opener at Philadelphia, the longest FG in the NFC this season. Also had a 49-yarder in that contest, which gave him 400 points in 49 career games.

- In his career, is 107-of-137 (78.1) on FGs, and 188-of-189 on PATs.

- Of the six FGs he failed to convert this season, two were blocked and he misfired from 29, 45, 48 and 53 yards, twice hitting an upright.

- Entering the season, no current player had scored at a faster rate than Crosby since he entered the NFL in 2007. Set an NFL record for most points scored by a player in his first three seasons with 397, eclipsing Gostkowski (388 points, 2006-08).

- Has scored 10 or more points in 21 career games.

- ▶**at Philadelphia (9/12):** Opened the season in top form, connecting on 49-and 56-yard FGs, the latter ranking as the longest in club record books. The kick topped the previous team record of 54 yards held by K Chris Jacke (at Det., Jan. 2, 1994), K Ryan Longwell (at Tenn., Dec. 16, 2001) and K Dave Rayner (at Phil., Oct. 2, 2006)...Both FGs came in the second quarter...The 56-yarder came as time expired in the first half, capping a quick seven-play, 39-yard drive that pushed the Green Bay lead to 13-3. At that date, it ranked No. 2 in the history of Lincoln Financial Field behind David Akers' 57-yarder vs. New England on Sept. 14, 2003, the stadium's inaugural season...Added three PATs.

- ▶**vs. Buffalo (9/19):** Had a pair of FGs, from 44 and 24 yards in the first quarter, and added four PATs to finish with 10 points.

- ▶**at Chicago (9/27):** Had a 38-yard FG and a pair of PATs, and had a 37-yard attempt blocked in the third quarter, his first unsuccessful kick of 2010.

- ▶**vs. Detroit (10/3):** Had four PATs and a touchback on a kickoff.

- ▶**at Washington (10/10):** Had seven points, connecting on two of four FG attempts and a PAT...Split the uprights on a 52-yard FG in the second quarter, the 10th kick of 50 yards or more in his career...Added a 36-yarder in the third quarter...Misfired on the following drive, missing a 48-yard attempt wide right...With a chance to win the game with seven seconds remaining in regulation, his 53-yard FG attempt hit the left upright.

- ▶**vs. Miami (10/17):** Connected on both of his FG attempts and both PATs in the loss...Capped a seven-play, 46-yard march on the opening drive with a 46-yard FG, his fourth FG of more than 45 yards in 2010...As the last line of defense, made a tackle on the left sideline after a 37-yard kickoff return by CB Nolan Carroll with open field behind him...Hit a 26-yard FG with 10:45 remaining in the game to tie the contest at 13...Tacked on a PAT to send the game into OT following a 1-yard TD run by QB Aaron Rodgers with 16 seconds remaining.

- ▶**vs. Minnesota (10/24):** Did not have a FG attempt for only the second game of 2010 (vs. Detroit, Oct. 3), going 4/4 on PATs.

- ▶**at New York Jets (10/31):** Was responsible for all the points in closely-matched, defensive contest, making FGs from 20, 41 and 40 yards in swirling winds that gusted over 15 miles an hour at kickoff...First points of the game came on a 20-yard FG with 4:41 remaining in the first quarter, following a failed fake punt scramble by the Jets and a quick Packers drive. The 3-0 advantage would hold into the fourth quarter...Put the Packers ahead 6-0 with 6:36 to play with a 41-yard FG after an INT by Charles Woodson...Final FG was a 40-yard kick with 27 seconds left in the game after the Jets turned the ball over on downs, failing to convert on fourth-and-11 at their own 22...14th career game with three or more FGs.

- ▶**vs. Dallas (11/7):** Scored nine points, with six PATs and a 26-yard FG in the fourth quarter...A 54-yard attempt in the first quarter was blocked, the second kick of 2010 that was deflected...Moved into seventh in club history in scoring, surpassing Cone.

- ▶**at Minnesota (11/21):** Had four PATs and a 42-yard FG...FG capped a seven-play, 54-yard drive with 9:44 remaining in the first half and tied the game at 3...Credited by coaches with an excellent day on kickoffs, booting both long kicks and high, lofted kickoffs for coverage. The Vikings returned six for just 77 yards, a 12.8 avg...Added a tackle on kickoff coverage.

- ▶**at Atlanta (11/28):** Had a 22-yard FG to even the score at 3 at the end of the first quarter, and kicked a pair of PATs...Also had a strong day on kickoffs,

including a touchback.

- ▶**vs. San Francisco (12/5):** Had 10 points, going 2-of-3 on FGs and making all four PAT attempts...Pushed consecutive games scoring streak to 60, which is second in club history (Ryan Longwell, 144)...The 21st game of his career scoring in double-digits...Hooked first FG attempt, a 29-yarder that found the left upright in the first quarter...Capped a short drive in the fourth quarter with a 43-yard FG...After a 17-play, 74-yard march, drilled a 24-yard attempt to give the Packers a 34-16 lead. The drive took 8:35 of the final quarter.

- ▶**at Detroit (12/12):** Responsible for the club's lone points, a 42-yard FG in the third quarter. The kick gave the Packers the lead after an eight-play, 48-yard drive, and held until midway through the fourth quarter.

- ▶**at New England (12/19):** Was successful on both FG attempts – from 31 and 19 yards – and added three PATs...Biggest play came on a successful onside kick on the opening kickoff, with S Nick Collins recovering the ball at the Green Bay 47. The Packers drove 40 yards in 11 plays, setting up the 31-yard FG and an early lead...Capped an 11-play, 53-yard drive early in the fourth quarter with a 19-yard FG after a Green Bay march stalled at the New England 1.

- ▶**vs. New York Giants (12/26):** Was perfect on six PATs, and added a 31-yard FG...Third-quarter FG gave the Packers a 24-14 lead. The eight-play, 38-yard drive was set up by a fumble recovery by S Atari Bigby on New York's first possession...Reached 100 points for the season for the fourth-straight year...Surpassed the 500-point milestone for his career in his 63rd career game, trailing only Hornung (60 games) in club history as the fewest games to 500 points...Kickoff coverage units had an excellent day, allowing an average of 18.6 per return.

- ▶**vs. Chicago (1/2/11):** Had four points on a FG and a PAT in the 10-3 victory...Tied the contest with a 23-yard FG with 2:43 remaining in the third quarter, capping a six-play, 39-yard drive that was set up by a 41-yard punt return by CB Tramon Williams. It was his seventh straight successful FG...Added the PAT after the Packers took the lead following a 1-yard TD grab by TE Donald Lee early in the fourth quarter...Also did a fine job on kickoffs, with dangerous returner Danieal Manning held to an average of 15.5 on a pair of returns. Popped up the first two, with Manning held to 3 yards on the first return. Booted third kickoff over Manning's head for a touchback.

- ▶**NFC WILD CARD, at Philadelphia (1/9/11):** Totalled three points, all on PATs...Also had an excellent day on kickoffs, with his towering kicks helping hold the Eagles' Gerard Lawson to an average of 18.3 on three returns, and also adding a touchback.

- ▶**NFC DIVISIONAL, at Atlanta (1/15/11):** Scored 12 points, including six PATs, equaling a team postseason record he set vs. Seattle, 1/12/08 and matched at Arizona, 1/10/10...Added a 43-yard FG with 6:29 remaining in the contest to push the lead to 45-21, and a 32-yarder late in the game.

- ▶**NFC CHAMPIONSHIP, at Chicago (1/23/11):** Point total limited to three PATs, but was excellent on kickoffs all afternoon, drilling long kickoffs, a line drive and high, shorter kicks that helped hold the Bears' returns to an average of 15.8 yards on four returns, with a long of 24.

62 Evan Dietrich-Smith, C/G, 2nd Year, Idaho State

- Signed Dec. 31 after G/T Marshall Newhouse was placed on injured reserve (back).

- Appeared in 13 games for the Packers as a rookie last season, primarily on special teams, after being the only non-drafted rookie to make the Packers' opening-day roster in 2009.

- Released by Green Bay in the final roster cutdown this season, then claimed by Seattle, where he was inactive for the first four games before being released Oct. 5.

- ▶**vs. Chicago Bears (1/2/11):** Inactive.

- ▶**NFC WILD CARD, at Philadelphia (1/9/11):** Inactive.

- ▶**NFC DIVISIONAL PLAYOFF, at Atlanta (1/15/11):** Inactive.

- ▶**NFC CHAMPIONSHIP, at Chicago (1/23/11):** Inactive.

80 Donald Driver, WR, 12th Year, Alcorn State

- Played in 12th career playoff game at Chicago in NFC Championship. Career postseason receiving totals include 44 catches for 602 yards (13.6 avg), with two TDs.

- The club's all-time leading receiver extends his records with each reception. He closed 2010 with a team-record 698 catches in the regular season for his career, for 9,615 yards and 53 TDs. The yardage total only trails James Lofton (9,656) in team record books, and ranks fourth all-time in TD receptions.

- Three-time Pro Bowl selection voted an alternate this season.

- Despite being placed on the inactive list vs. Dallas, Nov. 7, and sidelined for long stretches in a pair of other games with an injured quadriceps, still finished second on the team with 51 catches and ranked fourth with 565 yards (11.1 avg., long of 61) and could be consistently counted on for the big reception. Also tied for fourth on the team with four TDs.

- Recorded his ninth consecutive season with 50 or more grabs.

- Led the club with 16 receptions on third down, for 161 yards and a pair of TDs. Had five catches of 25 or more yards, and 28 of his grabs moved the chains for a first down.

- His 89-yard receiving day vs. Detroit, Oct. 3, was the 41st time in his career he posted 80 or more yards in a game.

- At Detroit in Week 14, moved into third in club history in yards from scrimmage, surpassing Jim Taylor (9,712, 1958-66), and finished the season with 9,832.

- Was hampered for several games by a quadriceps injury, forcing him to the sideline in the first half at New York without a reception, Oct. 31, but bounced back with a big game vs. San Francisco, hauling in four passes for 73 yards, including a rambling, 61-yard TD where he broke several tackles. The scoring catch marked the third consecutive season he had a TD grab of 60 yards or more, and the 14th grab of his career of 50-plus yards.

- Team record of 133 straight games with a catch came to a close vs. Minnesota, Oct. 24. Prior to that contest, the last time he did not catch a pass in a regular-season game was vs. Minnesota, 12/30/01. The streak started in the finale that season at the New York Jets. Former team record for consecutive games with a reception was WR Sterling Sharpe's 103.

- Including the postseason, went over 10,000 career receiving yards in Week 16 vs. the New York Giants, and now has 10,217.

- Signed a two-year contract extension Aug. 6 that runs through 2012 and could allow him to retire with the lone team he's played for, though the spry veteran aims to play until he's 40.

- ▶ **at Philadelphia (9/12):** Started the 125th game of his career – all with the Packers for the former 7th-round pick – and had five catches for 30 yards, including a 6-yard scoring grab with 1:48 remaining in the first half that was the 50th receiving TD of his NFL career. TD moved him into a tie with WR Max McGee for fourth in club record books in scoring receptions, and gave him 51 TDs for his career (including one rushing)...Of his five grabs, two went for a first down.

- ▶ **vs. Buffalo (9/19):** Played in his 163rd game with Green Bay, moving into sole possession of 10th all-time for games played in team history, past C Larry McCarren and G Ron Hallstrom (162 each)...Had four grabs for 38 yards and a TD, giving him 51 receiving TDs for his career. The total moved him into sole possession of No. 4 in club record books and out of a tie with McGee...Caught a 13-yard pass on the game's opening play...Capped the Packers' first drive of the second half with a 9-yard scoring grab.

- ▶ **at Chicago (9/27):** Posted nine catches for 61 yards...Marked the 12th game of his career with nine or more catches, and gave him an even 80 receptions in 18 games vs. the Bears...Reception total was his highest since hauling in 10 vs. Detroit, Nov. 22, 2007.

- ▶ **vs. Detroit (10/3):** Had three catches for 89 yards and a TD, giving him 21 receiving TDs at Lambeau Field, breaking a tie for second with WR Sterling Sharpe on the stadium's all-time list. Now trails only WR Antonio Freeman, who had 36 TD grabs at Lambeau...His 29-yard TD grab was actually intended for Jermichael Finley, but Driver curled underneath the TE's route and made a diving catch while Finley pulled up and out of the way...Also hauled in a 48-yard reception in the second quarter that set up a TD strike to WR Greg Jennings on the next play...Primarily worked the underneath routes, with a long catch of 11 yards, with six of his receptions coming in the second half.

- ▶ **at Washington (10/10):** Had four catches for 58 yards, including a 34-yard grab that set up a FG in the third quarter.

- ▶ **vs. Miami (10/17):** Had three catches for 31 yards (10.3 avg.), including a

long of 15, with two grabs moving the chains for first downs...Hauled in an 8-yard catch in the second quarter, extending his streak of games with a reception to a franchise-record 133, and 139 including the postseason... After a short grab shook loose for a 15-yard pickup before being shoved out of bounds by LB Karlos Dansby. The reception moved the chains in a drive for a FG that tied the game at 13.

- ▶ **vs. Minnesota (10/24):** Played in his 168th regular-season contest, moving him past TE Ed West and LS Rob Davis for No. 7 on the team's all-time list...Saw franchise-record streak of games with a reception come to a close at 133, a total that extended to 139 including the playoffs.

- ▶ **at New York Jets (10/31):** Sidelined in the second quarter with what was described by Coach Mike McCarthy as two separate injuries, both a bruised quad and a quadriceps strain...Injury had kept him off the practice field during the week prior to the game until Friday.

- ▶ **vs. Dallas (11/7):** Inactive (quadriceps)...The first game he did not dress for since vs. Detroit, 12/30/07 (coach's decision), and the first he missed due to injury since vs. Detroit, 9/14/03 (neck).

- ▶ **at Minnesota (11/21):** Returned to action after a one-game absence and had four catches for 31 yards (7.8 avg.)...Had a 10-yard grab in the second quarter, moving the chains for a first down on a drive that would be capped by an 11-yard TD reception by Jennings...Worked the middle for an 8-yard catch in the final quarter, picking up a first down that would lead to a 22-yard TD grab by Jennings that put the Packers ahead, 31-3.

- ▶ **at Atlanta (11/28):** Had a pair of catches for 26 yards...Hauled in a 17-yard pass in the first quarter, moving the chains on a drive that was capped by a 22-yard FG by Crosby.

- ▶ **vs. San Francisco (12/5):** After a series of contests being hobbled by a leg injury, returned to form with four catches for 73 yards, including a season-long, 61-yard TD where he ran through several defenders before finally diving into the end zone. Rodgers called it "one of the best plays he had ever been a part of." The TD, which came on the opening drive of the second half, increased the Packers' lead to 21-13 and appeared to energize the team, which would score on the next three possessions...Teamed with Jennings (57 yards in the second quarter), to give Rodgers a pair of TD passes of 50 yards or more in the same game for the first time in the QB's career.

- ▶ **at Detroit (12/12):** Had a pair of catches for 12 yards...Yardage total moved him into third on the club's all-time list for yards from scrimmage, surpassing Taylor (9,712).

- ▶ **at New England (12/19):** Had three receptions for 31 yards...Hauled in a 16-yard pass on the opening drive to move the chains on a march that would end with a 31-yard FG to give the Packers an early lead...Had two catches late in the fourth quarter, both on the final drive that would stall at the New England 15. Last grab was on third-and-11, but the 10-yard catch with under 20 seconds remaining left the Packers with just one more play, and QB Matt Flynn was sacked.

- ▶ **vs. New York Giants (12/26):** Had three catches for 44 yards (14.7 avg.) in the 175th game of his career (138th start)...Biggest play came midway in the third quarter, diving to haul in a 33-yard strike to open a Packers' drive after a New York FG had cut the Green Bay lead to 24-17. Three plays later, Rodgers found TE Donald Lee for a 1-yard TD to push the Packers ahead, 31-17...Had a memorable, 5-yard reception in the second quarter, diving to snare a pass with a single extended arm on third-and-3...Only the seventh player in club history to reach 175 games in a Packers uniform.

- ▶ **vs. Chicago (1/2/11):** Hauled in a team-high five passes for 41 yards in a closely fought contest dominated by both defenses...After catching four passes for 20 yards in the first half, had a 21-yard grab early in the fourth quarter on a five-play, 75-yard march that culminated with a 1-yard TD reception by Lee. The 21-yard catch on third-and-3 advanced the ball to the Chicago 47, and Rodgers found Jennings for a 46-yard completion on the next play. Lee's TD, with 12:42 remaining in the contest, proved to be the game-winner.

- ▶ **NFC WILD CARD, at Philadelphia (1/9/11):** Led the team with five catches for 56 yards (11.2 avg.), including a long of 20...Made biggest impact on third-quarter TD drive, catching two passes for 26 yards. First grab was a 6-yard catch at the Green Bay 31 that moved the chains for a first down. Three plays later hauled in a 20-yard dart from Rodgers to the Philadelphia 49.

The Packers would go on to score on a 16-yard catch-and-run by Jackson to go ahead, 21-10...Increased postseason total to 37 receptions, the fourth-highest mark in franchise history, and went over 500 career yards in playoffs, finishing the game with 517.

►**NFC DIVISIONAL, at Atlanta (1/15/11):** Had a stellar performance, hauling in six passes for 76 yards (12.7 avg.), including a long of 24...His ninth consecutive postseason game with a reception, ranking fourth in club history... With 593, surpassed Carroll Dale (534) for third in club record books in postseason receiving yards...Had four grabs for 51 yards in the first half, including taking a short pass 24 yards early in the second quarter on a drive that would result in a TD plunge by RB John Kuhn...On third-and-5 at the Atlanta 33 with 4:06 remaining in the third quarter, caught a short toss and weaved 22 yards to the Atlanta 11, setting up a Kuhn TD grab two plays later to inflate the Packers' lead to 42-14.

►**NFC CHAMPIONSHIP, at Chicago (1/23/11):** Had just one catch, a 9-yard grab near the end of the first half...Reception put him over 600 yards in the postseason for his career.

Streaks & Milestones

- Ranks first on the club's all-time reception list with 698. Including 44 catches in the postseason, that total increases to 742 catches.
- Had caught a pass in 133 consecutive games (139 including postseason), No. 1 in franchise history prior to going without a reception vs. Minnesota, Oct. 24. Of the 176 regular-season games he has played in his career, has caught a pass in all but eight contests.
- Ranks second in team history with 9,615 career receiving yards, trailing only WR James Lofton (9,656). Has 10,217 career receiving yards including the postseason.
- Ranks fourth in club history with 22 career 100-yard receiving games.
- Has reached 50 catches each of the last nine seasons – a team record – and had over 1,000 yards receiving each of the previous six seasons (2004-09).
- Ranks first in receptions (333) and yards (4,601) at Lambeau Field.

88 Jermichael Finley, TE, 3rd Year, Texas

- Suffered a knee injury at Washington, Oct. 10, on the game's second play from scrimmage and did not return. Had surgery, Oct. 12, and placed on injured reserve, Oct. 18.
- Entered his third season as a central figure in the Packers offensive attack and ranked among the NFL's top TEs statistically over the first four games prior to being injured.
- Led the team in receiving yards (301) and average (14.3) after four contests and had 21 receptions. His yardage total was tied for second in the league behind San Diego's Antonio Gates (386) among all TEs after four contests.
- Has reached nine catches twice in his career: late last season vs. Pittsburgh and at Chicago, Sept. 27, the highest total in club history for a TE.
- Had already gone over 100 receiving yards twice in 2010, tying a club record for TEs (Paul Coffman, 1979) in a single season.
- Had seven receptions of 20 yards or more in 2010, including four receptions of 25-plus yards.
- at Philadelphia (9/12):** Had four catches for 47 yards (11.8 avg.), including a long of 20. Three of his catches were for first downs.
- vs. Buffalo (9/19):** Started and had four receptions for 103 yards (25.8 avg.), including a long of 34...Had two catches for 66 yards in the first quarter...Ran down the sideline with a 34-yard grab early in the opening quarter, the game's longest play from scrimmage. The play set up a 24-yard FG four downs later for a 6-0 lead...Had a 32-yard catch on the Packers' next possession, sprinting under a lofted pass. The reception led to a one-yard scoring plunge by RB Brandon Jackson several plays later, pushing Green Bay ahead 13-0...Moved the chains with another long reception in second half with a 22-yard grab. The catch, advancing the offense from the Buffalo 42 to the 20, led to an Aaron Rodgers 9-yard TD run four plays later, giving Green Bay a 27-7 advantage...Average of 25.8 yards per catch was the second-best single-game performance in team history (min. four receptions) by a TE, trailing Coffman's 30.5-yard mark on four receptions at Chicago, 12/18/83.

►**at Chicago (9/27):** Tied his career high with a team-leading nine receptions, equaling his total at Pittsburgh, 12/20/09, and also had 115 yards... Posted his second straight 100-yard game. Became only the second TE in club history to achieve the feat, matching Coffman in 1979...Already ranks second in team record books in 100-yard performances for TEs, with three, trailing Coffman with six...Had catches of 28, 26, and 20 yards in the contest, increasing his total to seven of 20-plus yards on the season...A 26-yard catch down the right sideline on the opening drive set up WR Greg Jennings' 7-yard TD grab two plays later...Departed in the final quarter due to leg cramps and went to the locker room for an IV and then returned for the final series, but did not have another catch.

►**vs. Detroit (10/3):** Had a relatively quiet week compared to his previous two games, with a team-high four catches for 36 yards, including a 13-yard TD grab that gave the Packers a 14-0 lead with 10:05 remaining in the first half...TD was the seventh of his career, and the fifth scoring grab in his last nine regular-season contests.

►**at Washington (10/10):** Injured on the second play from scrimmage (knee) and did not return. Had knee surgery Oct. 12.

►**vs. Miami (10/17):** Inactive (knee).

TRANSACTION: Placed on injured reserve, Oct. 18 (knee).

10 Matt Flynn, QB, 3rd Year, Louisiana State

- Reserve passer had the confidence of the coaching staff to step into the lineup whenever needed, and rewarded their faith with a standout performance in first NFL start, showing confidence and poise while starting at New England, Dec. 19, on NBC's Sunday Night Football against what had arguably been the league's hottest team.
- Threw three TDs, posted a passer rating of 100.2 and nearly led the Packers to victory against the Patriots.
- Pressed into duty late in the second quarter vs. Detroit, Dec. 12, after starting QB Aaron Rodgers suffered a concussion.
- Appeared in seven games in 2010, and saw first career postseason action at Atlanta in Divisional playoff.
- at Philadelphia (9/12) – vs. Miami (10/17):** Active for each contest, but did not appear in the game.
- vs. Minnesota (10/24):** Attempted a pass coming out of a fake field goal formation on fourth-and-7 from the Minnesota 37 in the second quarter. Quickly went from holder to a shotgun formation...Long pass to Andrew Quarless was incomplete, overthrown when the TE stumbled while open deep...It was his first passing attempt since the 2009 finale.
- at New York Jets (10/31):** Active, did not play.
- vs. Dallas (11/7):** Entered the game with 8:41 remaining and the Packers leading, 45-7...Participated in seven plays, six handoffs, and tossed an incompletion on a deep pass to WR Brett Swain.
- at Minnesota (11/21):** Entered contest in relief of Rodgers with 6:37 left in the game and Green Bay ahead, 31-3...Led the Packers on a 10-play drive that eventually stalled at the Minnesota 33 with 24 seconds remaining...Completed lone attempt, a 5-yard pass to WR Jordy Nelson...Also scrambled around right end for 5 yards.
- at Atlanta (11/28):** Active, did not play.
- vs. San Francisco (12/5):** Participated in two plays at end of the game.
- at Detroit (12/12):** Saw the most extended playing time of his career up to this point, entering the game with 1:12 remaining in the second quarter after Rodgers was removed with a concussion...Completed 15-of-26 for 177 yards, with an INT and a passer rating of 62.5...Also had three carries for 10 yards...Led Packers to a FG on the opening drive of the second half, finding Quarless for a 20-yard gain, connecting with the TE again three plays later for 11 yards, and completing a 7-yard pass to WR James Jones to the Detroit 24. After a pair of incompletions, K Mason Crosby drilled a 42-yard FG...Engineered an 81-yard march on the next possession by completing 4-of-6 for 67 yards before tossing an INT on a pass intended for WR Donald Driver in the end zone. Started the drive on the Green Bay 10, and converted the initial third down of the game for the Packers on a 12-yard scramble on third-and-10. Two plays later he lofted a 32-yard pass to WR Greg Jennings – over CB Chris Houston – to the Detroit 35. Completions of 8 and 18 yards to Nelson moved the Packers to the Detroit 9, but was intercepted on 2nd-and-goal by LB DeAndre Levy, who did not

bite on a play-action fake. The defender slipped right in front of Driver in the end zone...After two stalled drives, the offense had one more chance with 3:58 remaining and the Packers trailing, 7-3. On third-and-11 from the Green Bay 8, completed an 18-yard strike to Jones, and followed with a 14-yard screen to RB Dimitri Nance and a 9-yard toss to Jennings. Would add consecutive completions to Quarless for 19 yards before facing third-and-1 from the Detroit 31, overthrowing a short pass to Driver. On the next play, a deep pass down the left sideline to Jennings was overthrown.

►**at New England (12/19):** In his first NFL start, finished 24-of-37 for 251 yards and three TDs, an INT and a passer rating of 100.2...Completed passes to 10 different receivers, and rushed for 13 yards on three carries...After leading the Packers to a 31-yard FG following a successful onside kick to start the game, found Jones on a 66-yard TD early in the second quarter to give Green Bay a 10-7 lead...Pushed the lead to 17-7 with a 1-yard scoring strike to Jennings late in the quarter, capping an 82-yard drive after completing six passes for 54 yards on the march...First attempt of the second half proved costly. Trying to connect with Jones on a slant, the pass was intercepted by Kyle Arrington, and the CB returned it 36 yards for a TD and a 21-17 lead. Jones was bumped off his route and the ball went right to the defender...Bounced back admirably, engineering a 13-play, 69-yard drive that ended with a 6-yard TD pass to RB John Kuhn, with the Packers regaining the lead at 24-21...Trailing, 31-27, with 4:22 remaining, Green Bay took over at its own 43. After three first downs, he found Jones and then Driver to move the Packers to the New England 15 with under 20 seconds remaining, but on the final snap was sacked...Became first Packers QB to toss three TDs in his first NFL start since Anthony Dilweg in a 36-24 victory over the Los Angeles Rams, 9/9/90.

►**vs. New York Giants (12/26):** Entered the game with 2:10 remaining and the Packers leading, 45-17...Handed the ball off three times.

►**vs. Chicago (1/2/11):** Active, did not play.

►**NFC WILD CARD, at Philadelphia (1/9/11):** Active, did not play.

►**NFC DIVISIONAL PLAYOFF, at Atlanta (1/15/11):** Entered the game with 5:32 remaining, handing the ball off five times on a drive that would result in a 32-yard FG by Crosby.

►**NFC CHAMPIONSHIP, at Chicago (1/23/11):** Did not play.

49 Robert Francois, LB, 1st Year, Boston College

• LB had gone back and forth a couple of times off the practice squad to the active roster in 2010 – primarily contributing on special teams when active – before starting for the first time in his NFL career vs. the New York Giants, Dec. 26.

• Most recently signed to active roster, Dec. 1, after LB Brandon Chillar was placed on injured reserve.

• Had three special teams stops during the regular season in 2010, and contributed a pair of stops on defense.

• Originally signed to active roster, Oct. 13, after S Derrick Martin (knee) was placed on injured reserve.

• Released by Green Bay in the final roster cutdown in September, and had been on the practice squad for six games.

• In 2009, spent the final four weeks of the regular season and the playoffs on the Packers' practice squad. Entered the NFL as a non-drafted free agent with the Minnesota Vikings in May 2009.

►**vs. Miami (10/17):** Played on special teams.

►**vs. Minnesota (10/24):** Played on special teams.

►**at New York Jets (10/31):** Played on special teams and had one tackle.

►**vs. Dallas (11/7):** Inactive.

►**vs. San Francisco (12/5):** Played on special teams.

►**at Detroit (12/12):** Played on special teams.

►**at New England (12/19):** Played on special teams and had one tackle, dragging down Dan Connolly at the Green Bay 4 after a 71-yard kickoff return. The Patriots would score a TD three plays later.

►**vs. New York Giants (12/26):** Started at ROLB and had two assisted tackles...Solid special teams performer moved into starter's role on a thin linebacker corps after injuries to Frank Zombo (sidelined for a few weeks with a knee injury) and Erik Walden (quad), though Walden was active...Provided a consistent pass rush, with three QB hits and a pair of QB pressures...Also played on special teams.

►**vs. Chicago (1/2/11):** Played on defense and special teams...Part of a coverage unit that had an excellent day against one of the NFL's top return units...Helped hold PR Devin Hester in check for the majority of the contest, as the unit downed four punts inside the 20 and helped P Tim Masthay post a 36.6 net average. On kickoff returns, Danieal Manning averaged 15.5 yards on two returns...Blocking helped spring CB Tramon Williams for a 41-yard punt return in the third quarter, setting up a 23-yard FG by K Mason Crosby that tied the game.

►**NFC WILD CARD, at Philadelphia (1/9/11):** Played on special teams, notching one tackle.

►**NFC DIVISIONAL, at Atlanta (1/15/11):** Played on special teams, posting two tackles, and appeared briefly on defense.

►**NFC CHAMPIONSHIP, at Chicago (1/23/11):** Saw extended playing time on defense in the second half after Walden departed with an ankle injury...Participated in 28 plays and had three tackles (two solo)...Part of a defense that allowed just 83 yards rushing, and allowed the Bears to convert only 1-of-13 third-down attempts.

61 Brett Goode, LS, 3rd Year, Arkansas

• Has performed flawlessly in each of the team's 48 regular-season games and the postseason since being signed on the eve of the 2008 season.

• Has added nine tackles and a fumble recovery on the coverage units during his career, including five stops this season.

►**at Philadelphia (9/12):** Handled snapping duties, including a perfect delivery on K Mason Crosby's 56-yard FG in the second quarter, the longest FG in franchise history and the longest in the NFC in 2010.

►**vs. Buffalo (9/19) – vs. San Francisco (12/5):** Served as long snapper on punts and placements in each contest.

►**at Detroit (12/12):** Had two special teams tackles on punt coverage.

►**at New England (12/19):** Played on special teams, serving as long snapper on punts and placements...Had one special teams tackle.

►**vs. New York Giants (12/26):** Served as long snapper.

►**vs. Chicago (1/2/11):** Handled long-snapping duties, and also had a pair of special teams tackles...Made a key stop of Devin Hester following a 19-yard punt return in the second quarter...Helped hold Hester in check for the majority of the contest, as the unit downed four punts inside the 20 and helped P Tim Masthay post a 36.6 net average.

►**NFC WILD CARD, at Philadelphia (1/9/11):** Served as long snapper on punts and placements. Also had an assisted tackle.

►**NFC DIVISIONAL, at Atlanta (1/15/11):** Handled long-snapping duties...Including the postseason, the 50th game of his NFL career.

►**NFC CHAMPIONSHIP, at Chicago (1/23/11):** Served as long snapper on punts and placements.

40 Josh Gordy, CB, Rookie, Central Michigan

• Signed to active roster, Dec. 1, after a 10-game stint on the practice squad...Entered the NFL with Jacksonville in May as a non-drafted free agent and spent most of the preseason with the Jaguars.

►**vs. San Francisco (12/5):** Played on special teams and had one assisted tackle...Helped hold San Francisco kickoff return unit – including dangerous returner Ted Ginn – to an average of 14.3 yards on seven returns. Ginn had five returns for 81 yards (16.2 avg.).

►**at Detroit (12/12):** Played on special teams.

►**at New England (12/19):** Inactive.

►**vs. New York Giants (12/26):** Inactive.

►**vs. Chicago (1/2/11):** Inactive.

►**NFC WILD CARD, at Philadelphia (1/9/11):** Inactive.

►**NFC DIVISIONAL, at Atlanta (1/15/11):** Inactive.

►**NFC CHAMPIONSHIP, at Chicago (1/23/11):** Inactive.

25 Ryan Grant, RB, 4th Year, Notre Dame

• The team's top rusher since his arrival in 2007 suffered an ankle injury in the opener at Philadelphia that required surgery and was placed on injured reserve, Sept. 14.

• In 2009 started all 16 games and was named a Pro Bowl alternate, leading the team with a career-high 1,253 rushing yards and a career-best 11 TDs on 282 carries (4.4 avg.)...Ranked seventh in the NFL in rushing

yards...Also had 25 receptions for a career-high 197 yards (7.9 avg.)... Finished ninth in the NFL in yards from scrimmage with 1,450.

►**at Philadelphia (9/12):** Was off to his typically productive start, rushing for 45 yards on eight carries (5.6 avg.) before suffering a right ankle injury with 6:07 remaining in the first half after an 18-yard burst.

TRANSACTION: Placed on injured reserve, Sept. 14 (ankle).

95 Howard Green, NT/DE, 6th Year, Louisiana State

- Claimed off waivers, Oct. 27, to shore up the defensive line with a roster spot created after LB Brad Jones was placed on injured reserve (shoulder).
- Well-traveled veteran has played in 60 career games, including the last nine regular-season games with the Packers. Entered the NFL as a sixth-round draft choice (190th overall) by Houston in 2002, and went on to play in one game for Baltimore in 2002, 18 games with New Orleans from 2003-04, 18 games with Seattle from 2007-08, and 14 games with the Jets over the past two years, including two contests this season.

- Brings size and bulk to the interior of the defensive front at 6-foot-2, 340 pounds, and bolsters the run defense with his ability to take on multiple blockers.

- Has 15 career starts, 12 with the Saints in 2004, and three with the Packers in 2010. Also started the Divisional playoff at Atlanta and the NFC Championship at Chicago.

►**at New York Jets (10/31):** While pressed into action after participating in only one full practice, distinguished himself during his 34 plays, including posting four assisted tackles and a forced fumble...Praised by the coaching staff for his performance and quickness in learning a limited gameplan so rapidly...Early in the fourth quarter, penetrated the backfield and disrupted an exchange between RB LaDainian Tomlinson and WR Jerricho Cotchery on a reverse, resulting in an 8-yard loss. Credited with a forced fumble.

►**vs. Dallas (11/7):** Served as a reserve at DE...Presence again proved to be valuable after injury to Ryan Pickett in the second quarter...Defense held the Cowboys to just 39 rushing yards on 14 carries (2.8 avg.), and 205 total net yards.

►**at Minnesota (11/21):** Played in reserve role on defense.

►**at Atlanta (11/28):** Participated in 28 plays, notching a pair of tackles.

►**vs. San Francisco (12/5):** Started and had one stop while appearing in 10 plays.

►**at Detroit (12/12):** Had a pair of assisted tackles while participating in 16 plays.

►**at New England (12/19):** Started at RDE and recorded two assisted tackles, dividing time with C.J. Wilson to replace the injured Cullen Jenkins (calf)... Participated in 15 plays...Late in the second quarter, was the first to meet BenJarvus Green-Ellis in the hole at the Green Bay 1, dropping the RB for a 1-yard loss. But the Patriots would score on a short TD pass on the following play.

►**vs. New York Giants (12/26):** Started at RDE and had three tackles (two solo) while participating in 21 plays...Part of a defensive unit that held the Giants to 90 yards rushing on 21 carries, only the second time in 2010 that New York did not reach 100 yards. The Giants entered the game averaging 144.9 yards per contest, fifth in the NFL.

►**vs. Chicago (1/2/11):** Participated in 17 plays and recorded three tackles (two solo) and a 1/2 sack...Teamed with LB Erik Walden to drop QB Jay Cutler for a 9-yard loss late in the third quarter. QB takedown was followed by another Walden sack two plays later to push the Bears back into their territory after opening the drive at midfield...Combined with Walden again on Chicago's next drive on first down to drop RB Matt Forte after a 1-yard gain, and after two incompletions the Bears were forced to punt again...In a hard-fought contest, part of an outstanding day by the defense, which held the Bears to just a FG, 227 total yards, an average of 3.5 yards per play and 117 net yards passing...In the second half, Chicago posted 97 yards with one play over 12 yards.

►**NFC WILD CARD, at Philadelphia (1/9/11):** Inactive.

►**NFC DIVISIONAL, at Atlanta (1/15/11):** Started at RDE, the first postseason start of his career...Recorded two tackles (one solo)...Part of a defensive unit that held the Falcons to only 194 total yards – including 45 rushing – forced four turnovers, posted five sacks and allowed just two touchdowns. Atlanta's time of possession was 21:41.

►**NFC CHAMPIONSHIP, at Chicago (1/23/11):** Started and had one tackle and a QB pressure...Wide body helped hold the Bears to just 83 yards rushing... Part of a defense that held Chicago to a third down efficiency percentage of 8 (1-of-13).

35 Korey Hall, FB, 4th Year, Boise State

- Unselfish player has never recorded a rushing attempt since being converted to FB from college LB in 2007, but is a weekly part of the gameplan because of his blocking.

- Also one of the club's best special teams players, with a team-high 15 tackles this season and 52 in his career.

- Hauled in five passes for 41 yards in 2009, and had his lone reception of this season vs. San Francisco, Dec. 5, a 9-yard grab.

- Hampered by hip, back and knee injuries this season, Hall appeared in 12 games, with six starts. He was inactive for four contests.

►**at Philadelphia (9/12):** Started at FB, added two special teams tackles... Awarded a game ball by coaching staff after being credited with five knock-down blocks for the return units. WR Jordy Nelson returned five kickoffs for 156 yards (31.2 avg.), including a 51-yarder...In the fourth quarter with the Packers holding a 27-20 lead, wrapped up WR DeSean Jackson with a solo stop in punt coverage at the Philadelphia 24 with 4:13 remaining. Green Bay's defense would hold on downs six plays later at the two minute warning, clinching the victory. The punt coverage unit would hold Jackson to two returns for 14 yards.

►**vs. Buffalo (9/19):** Inactive (hip).

►**at Chicago (9/27):** Returned to the active roster, blocking for a rushing attack that averaged 4.2 yards on 15 carries and playing special teams, notching one stop.

►**vs. Detroit (10/3):** Did not start with the offense opening in a two-TE alignment...Delivered punishing blocks on the final drive, when the Packers methodically ran out the final 6:32 off the clock, primarily on the yardage gained by RB John Kuhn behind the FB's blocking...Rushing attack produced 123 yards on 21 carries in the contest, helping Green Bay control the clock for 37:37...Recorded one tackle on special teams.

►**at Washington (10/10):** Did not start as the offense again opened in the two-TE formation...Blocked for a rushing attack that had a season-high 17 carries for 157 yards (9.2 avg.)...Also credited with a team-leading three tackles on special teams...Forced a fumble on the opening kickoff return of the second half, jarring the ball loose from WR Brandon Banks but the ball trickled out of bounds.

►**vs. Miami (10/17):** Started at FB and played on special teams, where he was credited with three tackles (two solo).

►**vs. Minnesota (10/24):** Started at FB...Played on special teams...Helped hold the Vikings to an average of 16.6 on five returns.

►**at New York Jets (10/31):** Started at FB and also had one assisted tackle on special teams...Though an unspectacular day for the running game, blocked for what was a solid performance for the rushing attack with 81 yards on 26 carries in a low-scoring, defense-dominated contest.

►**vs. Dallas (11/7):** Did not start as the offense opened in three-WR formation...Did solid blocking for a rushing attack that had 138 yards on 35 carries, the club's second-highest total of 2010...Added one stop on special teams...Part of a punt coverage unit that held Dez Bryant to just four yards on two returns.

►**at Minnesota (11/21):** Inactive (back).

►**at Atlanta (11/28):** Returned to the starting lineup at FB...Also played on special teams.

►**vs. San Francisco (12/5):** Started and had a 9-yard catch in the first quarter...Also played on special teams...Suffered a knee injury in the second quarter and did not return.

►**at Detroit (12/12):** Inactive (knee).

►**at New England (12/19):** Played on offense and special teams...Credited with two special teams stops, including a solo tackle of WR Julian Edelman after a 7-yard punt return in the second quarter...On the day, the Packers held the Patriots to a 3.7 avg. on three returns.

►**vs. New York Giants (12/26):** Had one special teams stop on kickoff coverage, dropping D.J. Ware after a 13-yard return in the second quarter...Part of an excellent coverage day for the special teams unit, which allowed an

average of 18.6 yards on eight kickoff returns...Suffered a knee sprain in the contest and did not return.

▶**vs. Chicago (1/2/11):** Inactive (knee).

▶**NFC WILD CARD, at Philadelphia (1/9/11):** Inactive (knee).

▶**NFC DIVISIONAL, at Atlanta (1/15/11):** Inactive (knee).

▶**NFC CHAMPIONSHIP, at Chicago (1/23/11):** Played on special teams...Part of an excellent day for the unit, which allowed an average of 15.8 yards on four kickoff returns and 9.5 yards on four punt returns...Recorded two special teams stops.

9 Graham Harrell, QB, 1st Year, Texas Tech

- Signed with the Packers in May 2010 and had been on Green Bay's practice squad for 13 games before being signed to the active roster, Dec. 18.
- Took the roster spot vacated when S Anthony Smith (ankle) was placed on injured reserve.

- Finished his college career atop the NCAA record books in several passing categories, including TDs (134).

▶**at New England (12/19):** Active, did not play.

▶**vs. New York Giants (12/26):** Designated the third QB.

▶**vs. Chicago (1/2/11):** Designated the third QB.

▶**NFC WILD CARD, at Philadelphia (1/9/11):** Designated the third QB.

▶**NFC DIVISIONAL, at Atlanta (1/15/11):** Designated third QB.

▶**NFC CHAMPIONSHIP, at Chicago (1/23/11):** Designated the third QB.

91 Justin Harrell, DE, 4th Year, Tennessee

- Former first-round draft pick's injury woes continued in the opener at Philadelphia. Appeared in the 14th game of NFL career, but suffered a knee injury in second quarter and placed on injured reserve, Sept. 14.

▶**at Philadelphia (9/12):** Suffered an ACL injury to left knee while blocking on a FG attempt with 13:57 left in second quarter.

TRANSACTION: Placed on injured reserve, Sept. 14 (knee).

41 Spencer Havner, TE, 2nd Year, UCLA

- Signed Nov. 12 to add depth to the TE corps, but ended up being another player forced to the sidelines for the remainder of the season at a position that has weathered multiple injuries in 2010.

- Placed on injured reserve, Nov. 30, with a hamstring injury he suffered at Atlanta two days before in his first action of the season with the Packers... Joined roster after T Mark Tauscher was placed on injured reserve.

- Played in 20 games with the Packers from 2008-09, including all 16 contests last season.

- Originally entered the NFL as a non-drafted free agent with Washington in 2006, and spent time on Green Bay's practice squad for three seasons (2006-08) before being signed to the active roster in December 2008.

- With the Packers during the 2010 preseason before being released in the final roster cutdown, and was claimed off waivers by Detroit. Played in five games this season for the Lions before being waived/injured on Oct. 14.

▶**at Minnesota (11/21):** Inactive.

▶**at Atlanta (11/28):** Played in his first game of 2010 with the Packers, but was injured (hamstring) in the second quarter while covering a kickoff and did not return.

TRANSACTION: Placed on injured reserve, Nov. 30 (hamstring).

50 A.J. Hawk, LB, 5th Year, Ohio State

- Voted a Pro Bowl alternate, the fifth-year veteran has played in 80 regular-season games with 77 starts – never missing a game in his career – and brought toughness and energy to the middle of the defense at Buck LB.

- In one of his finest seasons, took on a bigger role in 2010 than in past years in pass defense and came through with excellent play, including recording a career-high three INTs, topping the two he had in 2006 and 2009. His three INTs tied for first among all NFL LBs in 2010.

- Led the team in tackles with 134 (97 solo), had a fumble recovery, 1/2 sack and nine passes defended.

- Has 25 games in his career with 10 or more tackles, including six in 2010.

- Second on the team in 2009 with 87 tackles (70 solo), a total he surpassed after 11 games this season.

- ▶**at Philadelphia (9/12):** Play was limited to special teams, as the defense played almost entire game in nickel and dime formation. Kicked off the season by playing in the 65th game of his career.

- ▶**vs. Buffalo (9/19):** Started and had 10 tackles (six solo), the 20th game of his career with a double-digit tackle total...Added a QB hit, and part of a defense that held the Bills to just 186 net yards...Went over 500 career tackles in the contest, and ended game with 502 stops in his five-year stint with the Packers.

- ▶**at Chicago (9/27):** Started at Buck LB and part of a consistent defensive swarm that limited the Bears to 77 yards rushing on 18 carries, with 37 coming on QB scrambles out of the pocket...Part of a defense that held RB Matt Forte, who entered the game ranked sixth in the NFL with 267 yards from scrimmage, to just 43 yards, including 29 rushing on 11 attempts... Recorded seven tackles (five solo.)

- ▶**vs. Detroit (10/3):** Turned in a solid performance, with 12 tackles, all solo, a QB pressure, and an INT with a 12-yard return...First-quarter INT ended a Detroit scoring opportunity at the Green Bay 10 and was the sixth of his career.

- ▶**at Washington (10/10):** Rarely departed the field and ranked second on the team with eight tackles (seven solo) and added a QB pressure and a pass defended.

- ▶**vs. Miami (10/17):** Started at Buck LB and participated in 80 plays...With LB Desmond Bishop, tied for the team-lead in stops with 16 (10 solo)... Tackle total was a season high, and the most since notching a career-best 20 at Seattle (11/27/06) as a rookie...It was the fourth time he collected 16 or more stops in a contest...Teamed with CB Charles Woodson to stop FB Lousaka Polite for no gain on third-and-1 at the Green Bay 27 with 2:18 remaining in the third quarter, then part of the low swarm that denied RB Ronnie Brown on fourth down.

- ▶**vs. Minnesota (10/24):** Participated in 68 plays, taking every snap on defense...Biggest play came on third-and-4 at midfield with 11:56 remaining in the third quarter, when he picked off a Brett Favre pass intended for WR Bernard Berrian and returned it 21 yards to the Minnesota 41. Five plays later, QB Aaron Rodgers would find WR Greg Jennings for a 14-yard TD pass, giving the Packers a 21-17 lead...Had a team-high 13 tackles.

- ▶**at New York Jets (10/31):** Tied for second on the team with nine tackles (eight solo) in the shutout victory...Added one pressure and a pass defended as the Packers held QB Mark Sanchez to a passer rating of 43.3 while completing just 16-of-38...Part of a defensive unit that was sturdy against the run in a closely-fought defensive struggle, holding top RB duo of LaDainian Tomlinson and Shonn Greene to a combined 76 yards on 22 carries, with a long rush of 8.

- ▶**vs. Dallas (11/7):** Started the 70th game of his career, posting three tackles (two solo) and a pass defended...The defense held the Cowboys to just 39 yards rushing on 14 carries (2.8 avg.) and QB Jon Kitna posted a passer rating of 63.6.

- ▶**at Minnesota (11/21):** Turned in an excellent all-around performance, tying for the team-lead in stops with eight (seven solo), recording two tackles for a loss, notching a pair of QB hits and recovering a fumble...Dropped RB Adrian Peterson for a 2-yard loss in the first quarter in a game where the Pro Bowler was held to 72 rushing yards...Recovered a fumble by RB Toby Gerhart early in the second quarter, which was forced by CB Charles Woodson...Defense held Favre to a 51.2 passer rating, with the veteran completing just 17-of-38.

- ▶**at Atlanta (11/28):** Recorded eight stops (four solo), a tackle for a loss and a QB pressure in the 75th game of his NFL career...Drilled RB Michael Turner for a 2-yard loss on a draw in the third quarter, helping force an Atlanta punt two plays later.

- ▶**vs. San Francisco (12/5):** Posted five stops (four solo) while participating in 51 plays...Defense held the Niners to 10 pass completions, a 64.4 rating and 97 yards rushing.

- ▶**at Detroit (12/12):** Tied for the team lead with 12 tackles (eight solo), including one tackle for a loss, and added a pass defended...Went over 100 tackles for the year, the fourth time in his five seasons he has reached the milestone, only failing to do so in 2009...The 24th game of his career with a double-digit tackle total, and fifth this season.

- ▶**at New England (12/19):** Posted three tackles and a pass defended in the

75th start of his career...With New England holding a 31-27 lead, broke up a pass intended for WR Brandon Tate on third-and-6 with 4:34 remaining in the contest, forcing a punt...Part of a defense that held the Patriots to 249 total yards.

►**vs. New York Giants (12/26):** Finished second on the team with seven tackles (four solo) and had an INT and a pass defended while participating in 54 plays...Posted his career-high third INT of 2010 late in the game, snaring an Eli Manning pass over the middle that was intended for RB Ahmad Bradshaw at the Green Bay 23...Part of a defense that held the Giants to 90 yards rushing on 21 carries, only the second time in 2010 that New York did not reach 100 yards. The Giants entered the game averaging 144.9 yards per contest, fifth in the NFL.

►**vs. Chicago (1/2/11):** In his 80th career game, had 13 tackles (11 solo), 1/2 sack, a QB pressure and a pass defended...Reached double-digits in stops for the sixth time in 2010, equaling the total he had in 2008 and only trailing the seven games with 10 or more tackles he posted as a rookie in 2006...On Chicago's final drive of the first quarter, tackled RB Chester Taylor after a 2-yard gain on first down, and two plays later teamed with DE Jarius Wynn for a 9-yard sack of QB Jay Cutler to force a punt...In a hard-fought contest, part of an outstanding day by the defense, which held the Bears to just a FG, 227 total yards, an average of 3.5 yards per play and 117 net yards passing...In the second half, Chicago posted 97 yards with one play over 12 yards.

►**NFC WILD CARD, at Philadelphia (1/9/11):** Had three tackles (all solo) and a QB hit... Part of a defensive unit that held Philadelphia to 16 points – the Eagles finished the season ranked No. 2 in the NFL in total offense and averaged 27.4 points per game – and 82 yards rushing...Named one of the team's postseason captains.

►**NFC DIVISIONAL, at Atlanta (1/15/11):** Had three tackles (two solo) while participating in 51 plays...Part of a defensive unit that held the Falcons to only 194 total yards – including 45 rushing – forced four turnovers, posted five sacks and allowed just two touchdowns. Atlanta's time of possession was 21:41.

►**NFC CHAMPIONSHIP, at Chicago (1/23/11):** Led the club with 10 tackles (seven solo) while participating in every defensive snap (66)...Also had a QB hit... Was solid in run defense all afternoon in the victory, often meeting RB Matt Forte around the line of scrimmage, as the Packers only allowed 83 yards rushing...Part of a defense that only allowed Chicago to convert 1-of-13 third down attempts (8 percent).

32 Brandon Jackson, RB, 4th Year, Nebraska

- While drawing high marks throughout his career for his ability to take on incoming blockers in pass protection and weave through traffic after catching screen passes, took on the lead role in the backfield this season after the injury to starting RB Ryan Grant in Week 1 and paced the club in several rushing categories.

- In 2010, had a team-leading 703 rushing yards on 190 carries (3.7 avg.), both career highs...Added a career-high 43 catches for 342 yards to rank fifth on the team. Caught one TD and rushed for three.

- Ranked second on the team to WR Greg Jennings in yards from scrimmage with 1,042 and in first downs with 45 (28 rushing, 17 receiving).

- A starter in 13 games, entering in reserve behind Grant in the opener, at Chicago, Sept. 27, and at New England, Dec. 19, when the Packers opened in a five-WR set.

- Had a 71-yard burst at Washington, the longest rush of his career, and took off for a 37-yard gain off a screen pass vs. San Francisco, his longest reception since entering the NFL.

►**at Philadelphia (9/12):** Stepped up after Grant's injury in the first half with a team-high 63 yards on 18 carries, with all but five yards coming after the starter departed in the second quarter...Added a pair of catches for 12 yards...Had a long rush of 18 yards...On the Packers' second TD drive of the third quarter, had three-straight rushes for 19 yards, setting up a 32-yard TD strike to Jennings on a four-play, 51-yard scoring drive that put Green Bay ahead, 27-10...Did the dirty work in the second half, with 14 carries for a hard-earned 54 yards. It was his first game with 50 or more rushing yards since recording 80 vs. Carolina on 11 carries, 11/30/08.

►**vs. Buffalo (9/19):** Started first game since 9/23/07 vs. San Diego – the

third contest of his rookie season – and had 29 yards on 11 carries and a 10-yard reception...It was the fourth game he opened in his four-year career...Churned for a 1-yard TD late in the first quarter to cap an 11-play, 72-yard drive.

►**at Chicago (9/27):** Recorded 12 yards on seven carries and added four catches for 27 yards.

►**vs. Detroit (10/3):** Posted nine carries for 33 yards (3.7 avg.), including a long of 14, and a catch for 1 yard...Had five carries for 20 yards in the first half, and rushed for 17 yards on the Packers' TD drive on the opening possession.

►**at Washington (10/10):** Turned in his finest performance of the season in terms of statistical output, rushing for a career-best 115 yards on 10 carries and leading the team with five catches for 25 yards...It was his first 100-yard game since rushing for 113 vs. Detroit, 12/30/07, and the second time in his career that he reached the milestone...His 140 total yards were also a career best...Shook loose for a 71-yard burst on the first play of the Packers' second possession, the longest rush of his career. Four plays later the club would take a 7-0 lead on a TD pass...Turned a short catch into 12 yards and had a 15-yard carry on the Packers' opening possession of the second half, leading to a FG.

►**vs. Miami (10/17):** Started at RB and rushed for 53 yards on 12 carries (4.4 avg.) and had 29 yards on three receptions...Put together his first back-to-back games with over 50 yards rushing of his career...Did some fine running in the first half with 32 yards on six carries. On a second-quarter march, went around left end on two sweeps for a combined total of 23 yards, and took a short pass 8 yards before being pushed out of bounds before the drive stalled several plays later...Had a 19-yard gain off a short pass in the fourth quarter before being tackled at the Miami 19, a key play on a march that set up K Mason Crosby's 26-yard FG. The kick tied the score at 13.

►**vs. Minnesota (10/24):** Started and paced the team in rushing with 58 yards on 13 carries and added three receptions for 46 yards...Praised by Coach Mike McCarthy, calling the performance the best game he had seen the RB play...Picked up tough yards throughout the game on both handoffs and short catches, and also shook loose for his longest reception of the season off a screen pass...With 104 yards, reached triple digits in yards from scrimmage for the second time in 2010...Had his long run of the game, a 14-yard carry, on his second attempt, but the drive would be undone several plays later by an INT...Capped the next march with a 1-yard TD over right guard with 5:11 remaining in the first quarter, giving Green Bay a 7-0 lead...Had a catch-and-run for 36 yards on the following drive in the first quarter, a burst down to the Minnesota 11 that set up a 9-yard TD grab by TE Andrew Quarless. The TD catch put the Packers ahead, 14-7, early in the second quarter.

►**at New York Jets (10/31):** Provided the hard-fought yardage in a defensive struggle, rushing for 55 yards on 15 carries and catching two passes for 17 yards...Shook free for a 27-yard gain on a draw near the end of the first half, the longest run for either team of the game...On the Packers' first scoring drive of the fourth quarter, started the march with a 13-yard burst off a short screen for a first down, a drive that would eventually lead to a 41-yard FG by Crosby and a 6-0 lead.

►**vs. Dallas (11/7):** Had another solid outing, rushing for 42 yards on 13 carries with a TD and hauling in four passes for 26 yards and another TD... Capped the first scoring drive with a 9-yard TD off a screen early in the second quarter, avoiding a tackle by LB Sean Lee with a sudden move through traffic. March was set up by an INT by rookie CB Sam Shields at the Green Bay 37...Increased the lead to 14-0 with a 2-yard TD run on the next possession, a scoring rush that was set up by a pair of long receptions by WR James Jones...Recorded three carries for 23 yards in a second-half drive that resulted in a 26-yard FG by Crosby with 13:12 remaining in the game. The FG gave Green Bay a 38-7 lead.

►**at Minnesota (11/21):** Started at RB and had 28 yards on 14 carries and four receptions for 38 yards...On the final drive of the first half, had gains of 7 and 15 yards off short passes to help set up a 3-yard TD grab by Jones, pushing the Packers ahead, 17-3 at halftime.

►**at Atlanta (11/28):** Had 10 carries for 26 yards and three receptions for 10 yards...Finished contest with 32 grabs for the season, moving past his

former career best of 30 (2008)...Also went over 500 yards rushing for 2010...Had a timely, 8-yard burst on a scoring drive that tied the game at 17 in the fourth quarter.

►vs. **San Francisco (12/5)**: Started at RB and had four carries for 13 yards, but made most of his contributions as a receiver out of the backfield, with four catches for a season-high 63 yards...Biggest play came in the second quarter, shaking loose for a career-long 37-yard gain off a screen pass to advance from the San Francisco 38 to the 1. On the following play, RB John Kuhn crashed in for a TD, putting the Packers ahead, 14-6.

►at **Detroit (12/12)**: Recorded seven carries for 19 yards and had three receptions for 9 yards...Picked up 7 yards for a first down on the Packers' lone scoring drive, an eight-play, 48-yard march that would lead to a 42-yard FG.

►at **New England (12/19)**: Turned in a hard-nosed performance, rushing for 99 yards on a season-high 22 carries (4.5 avg.)...Had seven carries for 42 yards in the third quarter, playing a big role in the Packers dominating the clock for 13:46 in the quarter...Green Bay held the ball for 40:48 in the contest, largely due to the success of a running game that posted 143 yards. Jackson handled most of the workload.

►vs. **New York Giants (12/26)**: Started at RB and had 18 carries for 39 yards (2.2 avg.) and a reception for 10 yards...Led the club in rushing for a running game that wasn't explosive (35 attempts for 119 yards, 3.4 avg.), but was consistent enough to keep the play-action fakes viable and also help the Packers hold the ball for 37 minutes...Had a 10-yard pickup off a screen pass in the first quarter, part of a 10-play drive that would end with a 3-yard TD pass from Rodgers to Jones, putting Green Bay ahead 14-0.

►vs. **Chicago (1/2/11)**: Started at RB and had seven carries for 19 yards (2.7 avg.) and a pair of catches for 16 yards...Went over 700 yards rushing on the season to lead the team...Recovered what was a backwards lateral and ruled a fumble on a fake QB dive at the Chicago 1 where Rodgers pulled back and tossed it back to the RB for a loss of 2 yards. Two plays later, Crosby kicked a 23-yard FG to tie the game at 3.

►**NFC WILD CARD, at Philadelphia (1/9/11)**: Had a pair of receptions for 27 yards and three carries for 10 yards...Biggest play came in the third quarter, when he took a screen pass, patiently waited for a convoy of blockers to form in front of him, and accelerated through the traffic for a 16-yard TD to increase the Packers' lead to 21-10. The play would finish off an 11-play, 80-yard drive.

►**NFC DIVISIONAL PLAYOFF, at Atlanta (1/15/11)**: Recorded a carry for 13 yards and one catch for 7 yards...Helped spark the Packers' first scoring drive, taking off for a 13-yard gain on first-and-10 at the Atlanta 32 late in the opening quarter during a 13-play, 81-yard TD march.

►**NFC CHAMPIONSHIP, at Chicago (1/23/11)**: Slashed for a 10-yard gain on the Packers' second drive of the first quarter, going over left guard for a first down...Picked up 16 yards after a short pass from Rodgers early in the second quarter, the longest gain on a five-play, 44-yard TD march that was finished off by a 4-yard burst by RB James Starks. The TD put the Packers ahead, 14-0.

77 Cullen Jenkins, DE, 7th Year, Central Michigan

- Strong and steady presence at RDE is one of the club's top pass rushers and a consistent force against the run when healthy, but a recurring calf injury limited his playing time this season. Did not play vs. Minnesota, Oct. 24, after first suffering the injury in pregame warm-ups, and re-injured his calf late in the game vs. San Francisco, Dec. 5 and was on the inactive list for the last four contests.

- Despite playing with a heavily wrapped broken left hand early in the season after breaking it in the opener, ranked second on the team with a career-high seven sacks and also had 29 stops (20 solo), three tackles for a loss, 18 QB hits and six QB pressures. Large wrap was eventually replaced by a small brace after several games.

- Recorded a sack in each of the first four contests, a career-long streak.

- In 2009 had 50 tackles, added 4.5 sacks, ranked second on the team with a career-high three forced fumbles, and had his first INT.

►at **Philadelphia (9/12)**: Turned in an inspired performance, after breaking his left hand in the second quarter, returned with it heavily casted and wrapped, and posted a sack and two QB hits...Impact went beyond stat

line, as Jenkins battled through heavy playing time without the use of his left hand when DE Justin Harrell was sidelined with a season-ending knee injury early in the contest.

►vs. **Buffalo (9/19)**: Started despite a broken left hand and appeared in 34 plays, tying for the lead among defensive linemen with five tackles (three solo), adding a sack, a tackle for a loss and two QB hits...Played with a black, football-sized wrap around his broken hand to protect the break...A key part of a relentless pass rush that helped hold the Bills to only 62 net yards passing...Drilled QB Trent Edwards for a 7-yard loss in the first quarter. The sack pushed Buffalo back to its own 29, and a punt two plays later led to an 11-play, 72-yard TD drive for the Packers. The TD gave Green Bay a 13-0 lead...60th start of his NFL career.

►at **Chicago (9/27)**: Recorded two tackles, a sack and a QB pressure...Sack of QB Jay Cutler marked the first time in his career he had a full sack in three straight contests...The 7-yard sack in the second quarter, the 25th of his career, moved him into 11th in club history, past Sean Jones (24.5, 1994-96)...Played in 85th game of his NFL career, all since making the Packers roster in 2004 as a free agent.

►vs. **Detroit (10/3)**: Recorded a sack for the fourth straight game, a career-long streak. It was the 26th sack of his career, tying Santana Dotson for ninth in team history...Added three tackles, a tackle for a loss and a pair of QB hits...Sacked QB Shaun Hill for a 10-yard loss late in the second quarter.

►at **Washington (10/10)**: Teamed with NT B.J. Raji and DE Mike Neal to carry the load along the defensive front after DE Ryan Pickett went down with an ankle injury on the Redskins' second play from scrimmage, with all three getting heavy playing time...Posted two tackles and four QB hits...Part of a defensive effort that allowed only 51 yards rushing on 21 carries and put heavy pressure on QB Donovan McNabb.

►vs. **Miami (10/17)**: Forced again to do yeoman's duty because of injuries across the defensive front. With Pickett and Neal inactive, participated in 69 plays and had a pair of tackles and a QB hit while often taking on Pro Bowl T Jake Long...Put a big hit on QB Chad Henne as the passer released the ball on a deep throw with 2:00 remaining in the first half, forcing an incompleteness.

►vs. **Minnesota (10/24)**: Suffered a lower leg injury while warming up on his own before the game...Dressed, but did not play.

►at **New York Jets (10/31)**: Despite still feeling the effects of the calf injury that kept him sidelined the week before, returned to the lineup as a starter and was a consistent part of the rotation...Participated in 35 plays and had three tackles (two solo) and a QB hit.

►vs. **Dallas (11/7)**: Led the defensive front with four tackles (two solo) and added a tackle for a loss...Participated in 31 plays...Teamed with CB Charles Woodson to stuff RB Marion Barber for a 1-yard loss in the fourth quarter...Part of a defensive effort that held Dallas to just 39 rushing yards on 14 carries, with a long rush of 9 yards.

►at **Minnesota (11/21)**: Started at RDE and had one tackle.

►at **Atlanta (11/28)**: Had a pair of solo stops and a sack while starting at RDE...Added a QB pressure...Dumped QB Matt Ryan for a 9-yard loss in the second quarter, one of two Green Bay sacks on the day. Fifth sack of 2010 is his most since 2006, when he posted 6.5.

►vs. **San Francisco (12/5)**: Re-aggravated a calf muscle in the fourth quarter, the same injury he had endured earlier in the season...Had a strong performance, recording a pair of sacks. Dumped QB Troy Smith for an 8-yard loss early in the second quarter, and twisted the passer to the turf again on the following possession...Gave him a career-high seven sacks for 2010, and the most QB takedowns in a contest since notching three vs. Detroit, 12/17/06...Also had four tackles (three solo), a team-high four QB hits and a QB pressure.

►at **Detroit (12/12)**: Inactive (calf).

►at **New England (12/19)**: Inactive (calf).

►vs. **New York Giants (12/26)**: Inactive (calf.)

►vs. **Chicago (1/2/11)**: Inactive (calf).

►**NFC WILD CARD, at Philadelphia (1/9/11)**: Returned to action after a month on the sidelines, and had three tackles (two solo), a QB hit and a QB pressure...Participated in 31 plays, second among defensive linemen... Part of a defensive unit that held the Philadelphia to 16 points – the Eagles finished

the season ranked No. 2 in the NFL in total offense and averaged 27.4 points per game – and 82 yards rushing.

► **NFC DIVISIONAL, at Atlanta (1/15/11):** Participated in 29 plays in reserve, recording two tackles (one solo), two QB hits and a tackle for a loss... Drilled RB Michael Turner for a 2-yard loss on the Falcons' opening possession, helping force a punt two plays later...Part of a defensive unit that held the Falcons to only 194 total yards – including 45 rushing – forced four turnovers, posted five sacks and allowed just two touchdowns. Atlanta's time of possession was 21:41.

► **NFC CHAMPIONSHIP, at Chicago (1/23/11):** Came off the sidelines again, but played a more extensive role and responded with another disruptive performance, posting two stops, a tackle for a loss, a half-sack, two QB hits and a pressure...Teamed with OLB Clay Matthews to dump Cutler for a 5-yard loss on third down late in the first quarter, forcing a punt...On Chicago's next possession, wrapped up RB Matt Forte 2 yards behind the line of scrimmage on third-and-8 to force another punt, and the Packers would score a TD on the ensuing drive...Part of a defense that would hold the Bears to just 83 yards rushing, allow Chicago to convert just 1-of-13 third down attempts, and record a time of possession of 25:56.

85 Greg Jennings, WR, 5th Year, Western Michigan

- The polished WR shook off a sluggish start by his standards and had one of his finest seasons, including his third straight 1,000-yard year.

- Voted to the Pro Bowl for the first time in his career, leading the team with 72 catches for 1,265 yards and 12 TDs.

- Went on a torrid stretch over the last 11 games, hauling in 62 passes for 1,082 yards and nine TDs. His average of 98.4 yards per game over that span led the NFL.

- Playoff pace in 2010 hasn't waned. In the three victories, has recorded 17 catches for 239 yards (14.1 avg.). In six career postseason contests, has 32 grabs for 454 yards and three TDs.

- At 30, has the longest active streak on the club for consecutive regular season games with a reception.

- In 75 career regular-season games, has 56 catches of 25 yards or more.

- Has 19 career games with 100 or more receiving yards, and surpassed the 5,000-yard milestone vs. the Giants, Dec. 26.

- Leads the NFL with 17 receptions of 50 or more yards since 2006, and his five TD receptions of 75 or more yards in the same timeframe is tied with Buffalo's Lee Evans for No. 1 in the league.

- In total TDs in 2010, tied for seventh in the NFL and second in the NFC, and in TD receptions tied for first in the conference and second in the league.

- While he ranked 18th in the NFL in catches (76), he was fourth in the league in yardage (1,265), and his average of 16.6 per catch was second in the NFL among players with 65 grabs or more.

- Finished with 15 grabs for 292 yards on third down, with three TDs. Among players with 13 or more receptions on third down for the season, his average of 19.5 ranked No. 1 in the NFL.

- Of his catches in 2010, 52 went for a first down, and 16 have been of 25 yards or more, including a career-long 86-yard TD vs. Miami, Oct. 17.

- Set a career-high with three TD grabs at Minnesota, Nov. 21, and for his efforts was named NFC Offensive Player of the Week.

- Played in all 16 games with 13 starts in 2009 and led the team with 1,113 yards on 68 catches (16.4 avg.), with four TDs.

► **at Philadelphia (9/12):** Led the team with five catches for 82 yards, including a 32-yard TD and a 16-yard, one-handed grab in the middle of the field during the second quarter that he ranked among the best of his career... Surpassed the 4,000-yard milestone on the 32-yard TD grab in the third quarter. Became only the 12th player in club history to reach the total... Three catches were for 15 yards or more...Played in the 60th game of his career, all with the Packers, and posted the 25th contest with 80 or more receiving yards.

► **vs. Buffalo (9/19):** Started and had three catches for 36 yards, including a 21-yard grab...After a short catch that lost 2 yards in the first half, the big-play threat made the most of his two receptions in the final two quarters...His 17-yard catch in the third quarter set up a TD march...Two of his catches were for 15 yards or more.

► **at Chicago (9/27):** Hauled in two catches for 18 yards, including a 7-yard TD reception to cap the Packers' opening drive...The TD catch was the 30th of his NFL career.

► **vs. Detroit (10/3):** Had two grabs for 25 yards, including a 17-yard TD where he beat the CB on one-on-one coverage on an outside route.

► **at Washington (10/10):** Had two catches for 22 yards, including a 14-yard grab in the third quarter that moved the chains for a first down.

► **vs. Miami (10/17):** Finished with six catches for 133 yards, his highest yardage total since a 167-yard day at Detroit (9/14/08). It was his 15th career 100-yard day and his first of 2010...Hauled in a career-long 86-yard TD in the first quarter, topping his previous career-long catch, an 83-yard TD last season at Pittsburgh (12/20/09). The completion was also the longest of QB Aaron Rodgers' career. The TD was set up by an INT by CB Tramon Williams at the Green Bay 14, ending a 38-yard Miami drive. The 86-yard pass was the Packers' first play following the turnover...Early in the fourth quarter, caught passes of 11, 2 and 5 yards on a 12-play, 66-yard drive that tied the game at 13 on a 26-yard FG by K Mason Crosby...Later in the quarter, had a 20-yard reception on fourth-and-7, weaving his way through traffic after a short pass to the Miami 9. It was the key play on a 12-play, 69-yard drive that led to the game-tying TD on a Rodgers sneak with 13 seconds remaining. The TD sent the game into OT at 20-20.

► **vs. Minnesota (10/24):** Posted a team-high six catches for 74 yards and a TD (12.3 avg.)...Had two catches of over 15 yards in the game, including a 24-yard grab in the first quarter that was the opening play of a four-play, 64-yard drive that gave the Packers a 7-0 lead after a 1-yard TD burst by RB Brandon Jackson...Hauled in a 14-yard TD in the third quarter on a crossing route, pushing the Packers ahead, 21-17. The TD capped a five-play, 41-yard drive after an INT by LB A.J. Hawk at the Green Bay 38, followed by a 21-yard return...Speedster also threw a key block on a defender to help spring Jackson for a 36-yard gain off a screen pass in the first quarter.

► **at New York Jets (10/31):** Led the team in receiving with six receptions for 81 yards...Set up the first FG with a 30-yard catch on the opening drive... Moved the chains for first downs on five of his grabs...Six catches moved him into 13th in team record books in catches at 278, past WR Carroll Dale (275, 1965-72).

► **vs. Dallas (11/7):** Continued his streak of big games, with seven receptions for 80 yards and a TD, an 8-yard grab on a post pattern late in the second quarter that pushed the Packers ahead, 21-0...Marked third straight game with a TD grab, a career first...Was targeted seven times by Rodgers and caught each pass...Set up TD grab with a 33-yard reception, streaking down the left sideline past CB Mike Jenkins, with a perfectly thrown pass falling into his arms...Went over the 4,500-yard career yardage milestone, ending the contest with 4,508.

► **at Minnesota (11/21):** Had seven receptions for 152 yards and a career-high three TDs...Was named NFC Offensive Player of the Week...Joined WRs Antonio Freeman and Javon Walker as the only players in club history to have at least seven catches, 150 receiving yards and three TDs in the same contest...Marked the fifth-straight game catching six or more passes, the longest streak of his career and the loongest by a Packers player since WR Sterling Sharpe posted at least six in 12-straight contests in 1993... TD grabs were of 11, 46 and 22 yards...Became the first Packer to post three TD receptions in a game since Walker at Indianapolis, 9/26/04... Was the second-highest yardage output of his career, trailing only the 167 yards he posted at Detroit, 9/14/08...Made a juggling catch and run for a 47-yard gain in the second quarter. On third-and-9 from the Green Bay 23, hauled in a long pass on the sideline over CB Chris Cook, then cut across the middle of the field for 10 yards more. The play set up a 42-yard FG by Crosby...Had an 11-yard scoring grab for the Packers' first TD with 5:14 remaining in the second quarter, with Rodgers scrambling to his left before throwing the strike to the left part of the end zone. TD was set up by a 39-yard reception by Jones two plays before...Capped the opening drive of the second half with a 46-yard TD catch-and-run, twisting around CB Asher Allen's coverage on a comeback route and then accelerating past S Madiou Williams untouched before jogging the last 10 yards to the end zone...Hauled in his third TD on a 22-yard route down the left sideline with 9:42 remaining in the contest.

► **at Atlanta (11/28):** Led the team with 119 yards on five catches (23.8 avg.)...Posted his second straight 100-yard performance, his first back-to-back 100-yard days since reaching the milestone 12/20-12/27 last season...Initial big play came in the opening quarter, catching a strike on the sideline and cutting around CB Dominique Franks to pick up 30 yards. Catch sparked a nine-play, 81-yard drive, capped by a 22-yard FG by Crosby to tie the game at 3...Had a 34-yard gain off a flea-flicker, with Jackson pitching the ball back to Rodgers. Fumbled after tackle, but it was recovered by FB Korey Hall. Reception set up Packers' first TD...Hauled in a 15-yarder on final, 90-yard TD drive that evened the score at 17 after a scoring grab by Nelson with 56 seconds remaining.

► **vs. San Francisco (12/5):** Continued his stellar play, hauling in a team-high six passes for 122 yards (20.3 avg.) and a pair of TDs...Marked his third straight 100-yard game, only the second time in his career he has reached the milestone in three consecutive contests (Weeks 2-4, 2008)...Had multiple TD catches for the fifth time in his career, and the second time in the last three games (3, at Minnesota, Nov. 21)...Had two catches of over 45 yards, including a 57-yard TD grab in the second quarter that put the Packers ahead 7-0...The 57-yard TD, with 7:02 remaining in the second quarter, came after a defensive offsides penalty, with Jennings taking off on a streak on essentially a free play. Caught a deep pass over CB Shawntae Spencer and glided into the end zone for his 10th TD of 2010. Scoring grab was also the 300th reception of his career...Set up his second TD with a 48-yard catch, shaking past a defender for a long gain to the San Francisco 3 after a play-action fake by Rodgers. Capped the five-play, 56-yard drive with a 1-yard TD catch three plays later.

► **at Detroit (12/12):** Started at WR, the 65th start of his career, and had four catches for 52 yards...Had an uncharacteristic drop in the first quarter on a long pass, the ball going through his arms and popping into the hands of S Amari Spivey...Hauled in a 32-yard completion from QB Matt Flynn in the third quarter on what was a promising drive, but it ended with an INT in the end zone...Posted his sixth straight game with a reception of 30 yards or more.

► **at New England (12/19):** Had four catches for 30 yards...Hauled in a TD on a 1-yard slant with 2:16 remaining in the first half. Scoring catch capped a 13-play, 82-yard drive, and also tied his career high for TDs in a season (12, 2007). It was also the 40th TD of his career...16-yard catch down the right sideline late in the fourth quarter set up a 19-yard FG, putting Green Bay ahead, 27-21.

► **vs. New York Giants (12/26):** Had seven receptions for 142 yards (20.3 avg.), his fifth 100-yard game of 2010...Surpassed 5,000 career receiving yards, ending the contest with 5,125. Became the fourth-fastest player to reach the total in club history, reaching the milestone in his 74th game, trailing only Billy Howton (67 games), Sterling Sharpe (72) and James Lofton (73)...Teamed with Nelson (124 yards) to give the Packers their first pair of 100-yard receivers in the same game since Jennings and Driver vs. Detroit, 12/28/08...Had receptions of 36, 26, 24, 19 and 16 yards...Hauled in back-to-back passes of 11 and 26 yards on a second-quarter drive to help set up an 8-yard TD run by Kuhn to give the Packers a 21-14 lead at halftime...Followed a 33-yard grab by Driver with a 36-yard catch on his fingertips midway through the third quarter to set up a 1-yard TD catch by TE Donald Lee, pushing the Green Bay lead to 31-17...On the first play of a fourth-quarter march, caught a 24-yard strike down the left sideline to the New York 22. Four plays later, Rodgers found Kuhn on a 5-yard TD pass for the game's final TD.

► **vs. Chicago (1/2/11):** Had a team-high 97 yards on four catches (24.3 avg.)...After being held to a 12-yard grab in the first half, had a pair of big plays in the second half that put the Packers in scoring position...Hauled in a 33-yard strike from Rodgers in the third quarter, moving the ball from the Chicago 34 to the 1 with 4:35 remaining. Four plays later, Crosby would boot a 23-yard FG to tie the game at 3...Early in the final quarter, caught a deep pass down the right sideline for a 46-yard gain, again to the 1, and on the next play Rodgers found Lee for the game's lone TD for what proved to be the game-winning points...The 75th game of his career (68 starts).

► **NFC WILD CARD, at Philadelphia (1/9/11):** Caught one pass for 8 yards, a short grab in the second quarter to the Philadelphia 17. Two plays later, Rodgers found Jones on a 9-yard TD toss to put the Packers ahead, 14-0, with 5:21

remaining in the first half...Elected a postseason captain by teammates.

► **NFC DIVISIONAL, at Atlanta (1/15/11):** Hauled in a team-high eight catches for 101 yards (12.6 avg.)...Longest gain came on a 30-yard catch-and-run on the Packers' third play from scrimmage, but LB Stephen Nicholas hustled from behind and knocked the ball from the WR's arms, and it was recovered by CB Brent Grimes at Green Bay 48...Turnover was quickly forgotten after his next five catches of the first half went for 58 yards, all on TD drives...First catch following the fumble was an 18-yard reception in the middle of the field on third-and-7 at the end of the first quarter to the Atlanta 23. It was the longest third-down conversion on the 13-play, 81-yard scoring march that tied the game at 7...Had a 20-yard grab late in the second quarter to the Atlanta 48, and four plays later Rodgers found Jones for a 20-yard TD to put the Packers ahead, 21-14, a lead Green Bay would never relinquish.

► **NFC CHAMPIONSHIP, at Chicago (1/23/11):** Caught a team-high eight passes for 130 yards...Started off in top form, with grabs of 22 and 26 yards on the game's first two plays from scrimmage. The 84-yard march would be capped by a 1-yard bootleg by Rodgers...Added a 21-yard catch later in the opening quarter, and by the end of the first half had four receptions for 78 yards...Had five catches of 20 or more yards in the contest.

Streaks & Milestones

- In 2010, became the fifth player in team history to post three straight 1,000-yard receiving seasons, joining WRs James Lofton, Sterling Sharpe, Antonio Freeman, and Donald Driver. His total of 1,265 in 2010 is the 12th highest in club history.

- Has 5,222 yards on 322 receptions (16.2 avg.) in his career. Ranks 10th in team record books in yardage, and is ninth in catches.

- Of his 40 career TD catches, 16 have been at least 40 yards in length.

45 Quinn Johnson, FB, 2nd Year, Louisiana State

- Physical blocker started the first four games of his career in 2010 (Weeks 2-3, 11, 17) and played in 11 contests. Also started the NFC Wild Card playoff at Philadelphia and the NFC Championship at Chicago.

- At 263 pounds, brings strength as a blocker, particularly in short-yardage and goal-line situations.

- In 2010, had a career-high three receptions for 26 yards (8.7 avg.). Also added five special teams stops (four solo).

- Played in nine games as a rookie in 2009, seeing time at FB and on special teams.

► **at Philadelphia (9/12):** Inactive.

► **vs. Buffalo (9/19):** Started the first game of his NFL career, and appeared in the 10th...Had a career-long catch for 11 yards, moving the chains for a first down on the opening drive.

► **at Chicago (9/27):** Started at FB for the second straight game...Blocked for rushing attack that averaged 4.2 yards per attempt, and the Packers didn't allow a sack.

► **vs. Detroit (10/3):** Inactive (glute).

► **at Washington (10/10):** Inactive (glute).

► **vs. Miami (10/17):** Returned to the lineup and played on special teams and offense...Had a solid day on special teams, including partially blocking a second-quarter punt, leading to a 29-yarder by P Brandon Fields. Also had one tackle.

► **Minnesota (10/24):** Inactive.

► **at New York Jets (10/31):** Inactive.

► **vs. Dallas (11/7):** Played on offense and special teams...Saw extended action in the second half as a lead blocker, opening holes on a methodical, third-quarter drive that led to a Mason Crosby FG early in the fourth quarter that gave the Packers a 38-7 lead.

► **at Minnesota (11/21):** Started at FB with Korey Hall sidelined (back) and played on special teams...Had a tackle on kickoff coverage, dropping WR Percy Harvin at the Minnesota 22 after a 20-yard return.

► **at Atlanta (11/28):** Played on special teams and offense.

► **vs. San Francisco (12/5):** Played on special teams and offense...Helped clear a lane for RB John Kuhn with lead block on 1-yard scoring plunge that put the Packers ahead, 14-6. TD capped a six play, 50-yard march...Had two stops on special teams (one solo).

► **at Detroit (12/12):** Played on offense and special teams...Logged one tackle

on kickoff coverage, dropping KR Stefan Logan at the Detroit 16 on the opening kickoff...Also tackled Amari Spivey following a 38-yard return after the S intercepted QB Aaron Rodgers in the first quarter.

▶**at New England (12/19):** Played on special teams and offense...Had a career-high two receptions for 15 yards...Blocking helped running game produce 143 yards on 38 carries...Took a short pass 11 yards on the first play of a drive that would lead to a FG by K Mason Crosby early in the fourth quarter. The reception tied the longest of his career.

▶**vs. New York Giants (12/26):** Played on special teams and at FB...Blocking helped a solid running game that gained 119 yards on 35 carries. While the average per carry was 3.4, it was enough to keep the defense off-balance in a victory where the offense posted 515 total yards.

▶**vs. Chicago (1/2/11):** Started at FB, the fourth start of his career, and played on special teams... Part of a coverage unit that had an excellent day against one of the NFL's top return units...Helped hold PR Devin Hester in check for the majority of the contest, as the unit downed four punts inside the 20 and aided P Tim Masthay in posting a 36.6 net average. On kickoff returns, Danieal Manning averaged 15.5 yards on two returns...Blocking helped spring CB Tramon Williams for a 41-yard punt return in the third quarter, setting up a 23-yard FG by K Mason Crosby that tied the game.

▶**NFC WILD CARD, at Philadelphia (1/9/11):** Started at FB, and strong lead blocking helped RB James Starks rush for a team postseason rookie record 123 yards on 23 carries...Also had one catch for 4 yards, a timely grab in the second quarter on third-and-2 after catching a short flip from Rodgers. The first down kept a drive moving that would lead to a TD several plays later, pushing the Packers ahead, 14-0.

▶**NFC DIVISIONAL, at Atlanta (1/15/11):** Played in reserve at FB and on special teams.

▶**NFC CHAMPIONSHIP, at Chicago (1/23/11):** Started at FB and played on special teams...Lead blocker for a rushing attack that posted 120 yards on 32 carries, with a pair of TDs.

59 Brad Jones, LB, 2nd Year, Colorado

• Suffered a shoulder injury vs. Minnesota, Oct. 24, and placed on injured reserve, Oct. 27. Was inactive in Week 3 with a knee injury.

• The 2009 seventh-round draft pick has been a valuable addition to the defense during his career, both as a starter and as a top reserve. Has started 12 of 20 career games, including five contests this season at ROLB.

• In seven contests, posted 37 tackles (20 solo), while having been inactive for one game and playing only 16 plays on defense vs. Detroit, Oct. 3, after returning to action following a knee injury.

• Played LOLB as a rookie but exchanged sides with Clay Matthews for 2010.

• Started seven games last season, posting 31 stops, four sacks and 11 QB hits.

▶**at Philadelphia (9/12):** Started at ROLB, playing with a harness on his right shoulder...Still was on the field for 57 plays and notched five tackles (four solo)...Also had a QB hit and a pressure.

▶**vs. Buffalo (9/19):** Started, and continued to play with a braced shoulder...Tied for second on the team with nine stops (four solo)...Injured his knee in the first half, but did return...Part of a defensive effort that held the Bills to 186 total yards.

▶**at Chicago (9/27):** Inactive (knee).

▶**vs. Detroit (10/3):** Played sparingly on defense after returning from injury, and recorded one tackle.

▶**at Washington (10/10):** Started at ROLB and had six stops (three solo), four QB hits and a pressure...Stuffed RB Ryan Torain for no gain in the third quarter, and part of a defense that held the Redskins to 51 rushing yards on 21 carries.

▶**vs. Miami (10/17):** Started and played more than any other OLB with Matthews inactive and Brady Poppinga sidelined in the first half with a knee injury...Finished with six tackles (three solo), including two for a loss...Drilled RB Ronnie Brown 5 yards behind the line of scrimmage on third-and-2 to force a punt on the first play of the second quarter...Caught WR Brian Hartline from behind for a 3-yard loss at the Green Bay 27, helping a drive stall and forcing a FG on the opening drive on the third quarter...Added a tackle on special teams.

▶**vs. Minnesota (10/24):** Started at ROLB and had a career-high 10 tackles (six solo), a QB hit and a pressure...Put a big hit on Brett Favre from behind in the third quarter just as the QB threw, with the heavy pressure helping force an INT by LB A.J. Hawk. The INT, on third-and-4 at midfield, set up a 14-yard TD pass from QB Aaron Rodgers to WR Greg Jennings five plays later, giving Green Bay the go-ahead score at 21-17...The 20th game of his NFL career.

TRANSACTION: Placed on injured reserve, Oct. 27 (shoulder).

89 James Jones, WR, 4th Year, San Jose State

• Big target was an integral part of the offensive attack in 2010 and emerged as one of the club's top playmakers.

• Set career highs with 50 catches for 679 yards and equalled his career best with five TDs. Average of 13.6 yards per reception ranks third on the club.

• Had seven catches of 25 yards or more, and 33 of his grabs went for a first down.

• In career has five 100-yard performances, including 107 vs. Minnesota, Oct. 24, and 123 yards vs. Dallas, Nov. 7.

• Has recorded three TD receptions of 65+ yards in his career: a 66-yarder at New England, Dec. 19, a 74-yard scoring grab last season at Tampa Bay, and a 79-yard TD at Denver as a rookie.

• Had 15 grabs for 243 yards (16.2 avg.) and three TDs on third down.

• Career totals include 149 catches for 2,069 yards and 13 TDs.

▶**at Philadelphia (9/12):** Had two catches for 10 yards, both in first half.

▶**vs. Buffalo (9/19):** Hauled in three passes for 32 yards, including a 30-yard TD that had been his longest scoring grab since his 74-yarder at Tampa Bay, 11/8/09...Ran beneath a high lofted pass on the right sideline for the TD, the ninth of his career.

▶**at Chicago (9/27):** Had five catches for 55 yards...18-yard grab on the opening drive was his longest of the game and set up the Packers' first TD, a 7-yard scoring grab by WR Greg Jennings on the following play for a 7-0 lead...The 10th game of his 45 played with 50 or more yards receiving, including a trio of 100-yard performances...A 14-yard catch for a first down in the final quarter advanced a drive that led to QB Aaron Rodgers' TD run...Picked up 12 yards on a sideline grab with just over two minutes remaining, but fumbled at the Green Bay 46.

▶**vs. Detroit (10/3):** Posted one catch for 15 yards.

▶**at Washington (10/10):** Hauled in four catches for a team-leading 65 yards...Had a 35-yard catch down the left sideline over S LaRon Landry in the first quarter, his second catch of 30 yards or more in 2010

▶**vs. Miami (10/17):** Did not have a reception.

▶**vs. Minnesota (10/24):** Bounced back with a big performance, catching four passes for a team-high 107 yards (26.8 avg.)...Had the key play on the Packers' first TD drive, hauling in a short pass and going 45 yards before being pushed out of bounds at the Minnesota 1. RB Brandon Jackson would score on a short burst on the next play to give the Packers a 7-0 lead...Had a 32-yard reception on Green Bay's next play from scrimmage, opening a five-play, 79-yard drive that would push the Packers ahead, 14-7...Contributed again on a TD drive in the third quarter with a 17-yard catch across the middle for a first down to the Minnesota 17, on a march set up by LB A.J. Hawk's INT. Two plays later, Jennings would haul in a 14-yard TD to put the Packers ahead, 21-17.

▶**at New York Jets (10/31):** Did not have a reception.

▶**vs. Dallas (11/7):** Caught fire again on a nationally televised game just as two weeks before vs. the Vikings, hauling in a career-best eight receptions for 123 yards and a TD, a 10-yard score for a commanding 35-7 lead...Recorded his second 100-yard performance in three weeks and fifth of his career...Set up the Packers' second TD, a 2-yard run by Jackson, on consecutive receptions for 22 and 31 yards in the second quarter...The 31-yarder was a fade route over CB Terence Newman, who was called for illegal contact on the play...Had a 14-yard grab on the drive he capped with the TD catch.

▶**at Minnesota (11/21):** Had three catches for 51 yards (17.0 avg.) and a TD...Hauled in a 39-yard pass in the second quarter, the key play on an eight-play, 80-yard drive that put the Packers ahead, 10-3. The catch, caught in stride down the right sideline, moved Green Bay from midfield to the

Minnesota 11. Two plays later Rodgers found Jennings on an 11-yard TD pass...Put Packers ahead, 17-3, with five seconds remaining in the first half on a 3-yard fade route for a TD. Hauled the pass in with only his right hand and got both feet in bounds inside the right corner of the end zone.

►**at Atlanta (11/28):** Had five catches for 44 yards, joining Jones and Nelson with five grabs each...After having four catches for 26 yards in the first half, made biggest play in the fourth quarter, catching a shovel pass on fourth-and-1 from the Atlanta 21 and taking it 18 yards for a first down... Four plays later, Rodgers found WR Jordy Nelson for a 10-yard TD that tied the game at 17 with 56 seconds remaining.

►**vs. San Francisco (12/5):** Had two catches for 8 yards.

►**at Detroit (12/12):** Started in three-WR set and posted three receptions for 30 yards, including an 7-yard grab in the third quarter on the Packers' lone scoring drive...Had an 18-yard catch in the fourth quarter.

►**at New England (12/19):** After a few quiet games, responded with a big performance, hauling in a team-high five passes for 95 yards, including a 66-yard TD...Started as the club opened in a four WR set...Beat two Patriots defenders on the scoring catch, racing between S Brandon Meriweather and CB Devin McCourty for the third TD of over 65 yards of his career...Later in the second quarter, picked up 9 yards for a first down on a drive that would be capped by a 1-yard TD grab by Jennings... Surpassed the 2,000-yard receiving total for his career.

►**vs. New York Giants (12/26):** Had four catches for 36 yards, including a TD... Closed a 10-play, 44-yard drive in the first quarter with a 3-yard TD grab on the right side of the end zone. The TD was set up by an INT by CB Tramon Williams and gave the Packers a 14-0 lead...It was also his fifth TD of 2010, tying the career high he set last season.

►**vs. Chicago (1/2/11):** Had one catch for 8 yards.

►**NFC WILD CARD, at Philadelphia (1/9/11):** Had one catch for 9 yards, hauling in a low pass in the end zone to put the Packers ahead, 14-0. The reception finished off a 12-play, 57-yard drive with 5:21 remaining in the second quarter...Scoring grab was his second career postseason TD.

►**NFC DIVISIONAL, at Atlanta (1/15/11):** Turned in a terrific performance, with four catches for 75 yards and a TD...Receptions and yards were career postseason highs...In the second quarter, took a short pass and avoided defenders while staying in bounds down the right sideline for 34 yards to the Atlanta 16, the biggest play on a 10-play, 92-yard drive that answered a 102-yard kickoff return by Eric Weems...Made a leaping, 20-yard TD reception in the right corner of the end zone over CB Brent Grimes to cap the next march, giving the Packers a 21-14 lead that they would not relinquish...Had a 15-yard catch-and-run in the third quarter on third-and-13, the longest conversion on an 80-yard drive that pushed Green Bay's lead to 35-14 after a 7-yard TD scramble by Rodgers.

►**NFC CHAMPIONSHIP, at Chicago (1/23/11):** Hauled in one pass for 10 yards.

30 John Kuhn, RB, 5th Year, Shippensburg

• Versatile veteran who plays both FB and RB, and saw his playing time at RB increase with Ryan Grant lost for the season in Week 1 with an ankle injury.

• Emerged as one of the Packers' primary threats out of the backfield, particularly in short-yardage situations, and has become a fan favorite with his rugged running style.

• Finished second on the team to WR Greg Jennings (12) with a career-high six TDs – four rushing and two receiving.

• Ranks second on the team in carries with 84 and third on the club in rushing yardage with 281 (3.3 avg.) – including a long of 18 – all career highs. Also added a career-high 15 catches for 97 yards.

• Has played in every contest in 2010, with two starts.

• Also a top contributor on special teams, recording seven stops.

►**at Philadelphia (9/12):** Had a pair of rushes for 15 yards (7.5 avg.), including a 12-yard burst while running over a pair of Eagles defenders and scored on an easy 3-yard run two plays later...First rushing TD since a 1-yard plunge at St. Louis, (9/27/09).

►**vs. Buffalo (9/19):** Led team with 36 yards on nine carries...Had a 12-yard run in the fourth quarter.

►**at Chicago (9/27):** Started at RB for the first time in his career, and rushed for 31 yards on six carries and caught two passes for 20 yards...Had both

receptions for 20 yards and two rushes for 8 yards on the Packers' march for a field goal in the second quarter...Had a career-long 18-yard burst in the fourth quarter, setting up a TD run by QB Aaron Rodgers. His previous long with the Packers was 12, reached in each of the first two contests this season. Had a 16-yard rush on his first career carry in 2006 with the Steelers.

►**vs. Detroit (10/3):** Rushed for 39 yards on nine carries (4.3 avg.)...Showed strong inside running on the final possession of the contest, as the Packers ran the final 6:32 off the clock. Ran for 34 yards on seven carries during the march, picking up three first downs in the process.

►**at Washington (10/10):** Recorded three rushes for 12 yards and had a pair of receptions for 5 yards...In the first quarter, slammed into the line for 5 yards and a first down, and on the next play caught a shovel pass for a 4-yard gain to move the ball to the Redskins 1. Two downs later the Packers would score their lone TD of the game.

►**vs. Miami (10/17):** Finished with five carries for 9 yards, with a long of 5 and had a reception that was stopped for no gain...Long rush came in the first quarter, when he had a 5-yard run on the club's second possession... The designated short-yardage back was stacked up for no gain twice at the Miami 1 late in the contest, leading to Rodgers' sneak that tied the score at 20 and sent the game into OT.

►**vs. Minnesota (10/24):** Played both RB and FB...Had 12 yards on seven carries, working primarily in short-yardage situations...Plowed for a first down late in the third quarter, converting a third-and-3...Converted a fourth-and-1 on the first play of the final quarter, keeping a drive alive that would eventually stall at the Minnesota 34 with 12:14 remaining...Went 1-for-2 on fourth-and-1 conversions.

►**at New York Jets (10/31):** Had eight carries for 21 yards, with a long of 6... Rumbled for a first down on a 4-yard carry in the third quarter.

►**vs. Dallas (11/7):** Turned in his biggest day in several weeks, leading the team with a career-high 50 yards on 13 carries, with a long of 17... Pounded out yardage throughout the contest, but was particularly effective in the first half, when he had 33 yards on seven attempts...Added two catches for 12 yards, with a long of 8.

►**at Minnesota (11/21):** Played on offense and special teams, the 65th game of his NFL career...Played more FB than in recent weeks with Korey Hall inactive (back)...Had an 8-yard kickoff return on a short kick.

►**at Atlanta (11/28):** Had a 9-yard reception in the fourth quarter.

►**vs. San Francisco (12/5):** Had six carries for 13 yards, including crashing into the end zone for a 1-yard TD in the second quarter to put the Packers ahead, 14-6. Scoring run capped a five play, 50-yard march late in the half...Also had one catch for 4 yards.

►**at Detroit (12/12):** Had a catch for 6 yards and a tackle on punt coverage.

►**at New England (12/19):** In what coach Mike McCarthy called the finest game of his Packers' career to this point, had six carries for 21 yards and three receptions for 27 yards and a TD, often going over tacklers... Converted a third-and-3 in the first quarter by taking to the air, diving over defenders for 5 yards to keep a drive alive that led to the first FG...Kept another drive moving again late in the first half, bounding over a tackler in the second quarter for a 12-yard gain after a short reception, advancing the ball to the New England 3. Two plays later QB Matt Flynn found WR Greg Jennings for a 1-yard TD...In the third quarter, he caught a short pass from Flynn, side-stepped LB Rob Ninkovich and scored a 6-yard TD, his first receiving TD of 2010. It capped a 13-play, 69-yard march and pushed the Packers ahead, 24-21.

►**vs. New York Giants (12/26):** Started at FB and scored a career-best three TDs, two rushing and one receiving...Was awarded two game balls by the coaching staff, one for offense and another for his play on special teams, the first time McCarthy remembered doing so...Had six carries for 22 yards and two TDs and a pair of receptions for 7 yards and another TD – the first three-TD game of his career...Scored or gained a first down on six of the eight times he touched the ball...Added four tackles on special teams, including combining with CB Brandon Underwood in the fourth quarter to drop D.J. Ware at the New York 7 after just a 3-yard return...Had a 5-yard gain on the game's first play from scrimmage, then picked up the contest's initial first down on a 2-yard swing pass....Put the Packers ahead, 21-14, late in the first half by rumbling 8 yards for a TD, going through

the attempted tackle of S Antrel Rolle while heading toward the end zone... Capped successive drives with TDs in the fourth quarter, first with a 5-yard burst to the end zone after catching a screen pass, followed by a 1-yard scoring run up the middle.

►vs. **Chicago (1/2/11)**: Had a catch for 7 yards and also carried the ball four times, primarily in goal-line situations, but finished with zero yards after being stacked up at the goal line a few times and losing yardage...Gained a first down with a 1-yard plunge on the third play from scrimmage...Also played on special teams, posting one tackle. The coverage units had an excellent day against one of the NFL's top return teams. Helped hold PR Devin Hester in check for the majority of the contest, as the unit downed four punts inside the 20 and helped P Tim Masthay post a 36.6 net average. On kickoff returns, Danieal Manning averaged 15.5 yards on two returns.

►**NFC WILD CARD, at Philadelphia (1/9/11)**: Made the bulk of his contributions out of the backfield as a receiver, catching three passes for 33 yards... Took a swing pass 9 yards, rumbling down to the Philadelphia 7 late in the first quarter to set up a TE Tom Crabtree TD catch on the following play...On Green Bay's next possession, bulled 1-yard for a first down at the Philadelphia 48, then fumbled, but while on the ground ripped the ball away from a couple of defenders. The Packers would continue to march for a TD...Had a 16-yard reception in the third quarter, taking a screen to the Philadelphia 9 to set up Green Bay's final TD.

►**NFC DIVISIONAL, at Atlanta (1/15/11)**: Started at FB and had two carries for 4 yards, including a 1-yard TD in the second quarter, and a pair of catches for 14 yards, including a 7-yard scoring grab in the third quarter... Punctuated a 10-play, 92-yard march with a 1-yard plunge off right tackle, tying the game at 14 with 6:06 remaining in the first half. Followed NT B.J. Raji, inserted as an oversized FB, into the end zone...Put the Packers ahead, 42-14, with the TD catch late in the third quarter, taking a short flip from Rodgers and racing past a defender before diving to the pylon in a collision...Added one stop on special teams.

►**NFC CHAMPIONSHIP, at Chicago (1/23/11)**: Played on offense and special teams...Had one carry for 2 yards and a reception for 6 yards...Added two tackles on the coverage units.

70 T.J. Lang, T/G, 2nd Year, Eastern Michigan

• Young offensive lineman is a reserve at both G and T positions, and also appeared on defense this season as an extra lineman.

• Saw action in all 16 games as a rookie in 2009, making three starts between the two tackle positions.

• Participated in training camp after undergoing wrist surgery in April and missing most of the offseason program.

►**at Philadelphia (9/12) – vs. Detroit (10/3)**: Inactive.

►**at Washington (10/10)**: Played on special teams.

►vs. **Miami (10/17)**: Played on special teams and also saw action on defense in short-yardage situations.

►vs. **Minnesota (10/24)**: Played on special teams and again on defense on a front depleted by injuries...Participated in four plays on defense, and was credited with one assisted tackle.

►**at New York Jets (10/31)**: With little depth on the defensive line, again called upon to lend a hand in short-yardage situations, as the Jets rushed for their second-lowest output of 2010...Also played on special teams.

►vs. **Dallas (11/7)**: Saw extended playing time on offense as the Packers had pulled out to a 45-7 lead, playing the last eight minutes at LT in relief of Chad Clifton.

►**at Minnesota (11/21)**: Played on special teams and on offense at LT in the fourth quarter.

►**at Atlanta (11/28)**: Played on special teams and on offense in goal-line.

►vs. **San Francisco (12/5)**: Played on special teams.

►**at Detroit (12/12)**: Took over at LG after halftime, replacing Jason Spitz, who had stepped in following an injury to starter Daryn Colledge.

►**at New England (12/19)**: Played on special teams.

►vs. **New York Giants (12/26)**: Played on special teams.

►vs. **Chicago (1/2/11)**: Played on special teams.

►**NFC WILD CARD, at Philadelphia (1/9/11)**: Played on special teams.

►**NFC DIVISIONAL, at Atlanta (1/15/11)**: Served as an extra lineman in goal-line situations and played on special teams.

►**NFC CHAMPIONSHIP, at Chicago (1/23/11)**: Participated in three series in the first half when starting LT Chad Clifton departed with a stinger...Also played on special teams.

86 Donald Lee, TE, 8th Year, Mississippi State

• Veteran is the most experienced member of a three-man rotation at TE that includes rookie Andrew Quarless and first-year pro Tom Crabtree. Played in 15 games in the regular season, with six starts.

• While he only had 11 catches for 73 yards in 2010, three went for TDs, including a 1-yard scoring grab in the finale that proved to be the game-winner in a 10-3 victory over Chicago.

• Suffered a chest sprain at Washington, Oct. 17, and while initially expected to miss at least a couple of games, returned the following week vs. Miami.

• This season saw an increased role on special teams and recorded three tackles.

• Played in all 16 games with 10 starts in 2009, ranking fourth on the team with 37 receptions for 260 yards and a TD.

►**at Philadelphia (9/12)**: Served as a reserve at TE and on special teams.

►**Buffalo (9/19)**: Played as a reserve on offense and on special teams...Had one catch that lost a yard and a pair of tackles on coverage units.

►**at Chicago (9/27)**: Played on special teams and saw extended action on offense when starter Jermichael Finley was sidelined with muscle cramps...Played in his 80th game with the Packers.

►vs. **Detroit (10/3)**: Made a key 15-yard grab on the final drive, moving the chains at the two-minute warning...Also played on special teams, recording one tackle on the punt coverage unit.

►**at Washington (10/10)**: Started as the club opened in the two-TE formation and had two grabs for 22 yards, including a 5-yard TD in the first quarter to give the Packers a 7-0 lead. TD grab was his last play of the game...TD was the 15th since joining the Packers in 2005 and 16th of his eight-year career...Also had a 17-yard catch on the game's second play, but fumbled and it was recovered by S Kareem Moore. He was hit while making the reception, suffering the injury that would force him from the game after making the TD grab to cap the following drive.

►vs. **Miami (10/17)**: Played but was extremely limited as an emergency TE... Also blocked on special teams for FGs and PATs.

►vs. **Minnesota (10/24)**: Started the 60th game of his NFL career and 45th contest with the Packers...Had two catches for 27 yards, including a 16-yard grab on the Packers' second play from scrimmage, leaping into the arms of two defenders after the catch for a first down.

►**at New York Jets (10/31)**: Started and had one catch for 5 yards...Also played on special teams.

►vs. **Dallas (11/7)**: Started at TE and contributed on special teams.

►**at Minnesota (11/21)**: Had one catch for no gain.

►**at Atlanta (11/28)**: Inactive.

►vs. **San Francisco (12/5)**: Played on offense and special teams.

►**at Detroit (12/12)**: Played on special teams and offense.

►**at New England (12/19)**: Played on special teams and offense, blocking on a kickoff unit that included a 45-yard return by CB Sam Shields...Also played on offense, with primary duties coming as a blocker. Running game posted 143 yards on 38 carries, as the offense controlled the clock for 40:48.

►vs. **New York Giants (12/26)**: Had two catches for 4 yards, including a 1-yard scoring grab in the third quarter that put the Packers ahead, 31-17. The catch capped a four play, 70-yard march.

►vs. **Chicago (1/2/11)**: Made his one reception memorable, hauling in a 1-yard pass in the end zone from Rodgers after a play-action fake for what proved to be the game-winning TD with 12:42 remaining in the contest... Also played on special teams.

►**NFC WILD CARD, at Philadelphia (1/9/11)**: Played on offense and special teams...Helped paved the way for the Packers to rush for 138 yards on 32 carries (4.3 avg.), including 123 by RB James Starks, the highest total in club history by a rookie in the postseason...The offense also posted 309 total yards and successfully converted 8-of-13 third-down attempts.

►**NFC DIVISIONAL, at Atlanta (1/15/11)**: Played on offense and special teams.

►**NFC CHAMPIONSHIP, at Chicago (1/23/11)**: Played on offense and special teams...Helped block for a rushing attack that posted 120 yards on 32 car-

ries, as the Packers recorded a 34:04 time of possession.

22 Pat Lee, CB, 3rd Year, Auburn

- Young defender provides depth in the secondary and is a contributor on special teams.
- Also saw time at kick returner, and for the season returned 13 kickoffs with a 20.4 avg., with a long of 30.
- Suffered an ankle injury at New York, Oct. 31, and re-injured it at Atlanta, Nov. 28, spending the next three games on the inactive list.
- Posted seven special teams tackles in 2010.
- Returned to regular-season action this year after a lengthy rehabilitation, spending 2009 on injured reserve from a knee injury he suffered in the preseason finale, and first enduring a knee injury Nov. 24, 2008.
- ▶ **at Philadelphia (9/12):** Saw action on special teams, and as an outside 'gunner' helped contain standout WR DeSean Jackson, holding him to 14 yards on two punt returns.
- ▶ **Buffalo (9/19):** Played on special teams.
- ▶ **at Chicago (9/27):** Inactive.
- ▶ **vs. Detroit (10/3):** Played on special teams.
- ▶ **at Washington (10/10):** With several members of the secondary injured, saw extensive action on defense, recording three tackles while participating in 57 plays...Returned a pair of kickoffs for 33 yards (16.5 avg.), with a long of 26. Took the opening kickoff 7 yards, but did not handle the return duties again until the opening kickoff of OT...Also had a special teams stop on kickoff coverage.
- ▶ **vs. Miami (10/17):** Served as the primary kickoff returner, taking back four kicks for 81 yards (20.3)...Had a 28-yard return in the fourth quarter to the Green Bay 31, a starting point that led to the 12-play, 69-yard drive for a TD in 5:07 that was capped by QB Aaron Rodgers' 1-yard sneak with 13 seconds remaining...Also had three special teams stops.
- ▶ **Minnesota (10/24):** Took sole possession of kickoff return duties, with five for 104 yards (20.8 avg.)...Had a 30-yard return in the second quarter, a career long...Added one tackle on kick coverage.
- ▶ **at New York Jets (10/31):** Suffered an ankle injury in the first half, X-rays were negative but did not return...Had one tackle on special teams.
- ▶ **vs. Dallas (11/7):** Inactive (ankle).
- ▶ **at Minnesota (11/21):** Had one tackle on special teams...Suffered a leg injury in the second half but returned to action.
- ▶ **at Atlanta (11/28):** Played on special teams before suffering an ankle injury on a punt return in the first quarter and did not return.
- ▶ **vs. San Francisco (12/5):** Inactive (ankle).
- ▶ **at Detroit (12/12):** Inactive (ankle).
- ▶ **at New England (12/19):** Inactive (ankle).
- ▶ **vs. New York Giants (12/26):** Returned to action after being inactive for the previous three games...Played on special teams...Did not post a tackle, but part of an excellent day for the coverage units, which only allowed an average of 18.6 on eight kickoff returns and 4.3 on three punt returns.
- ▶ **vs. Chicago (1/2/11):** Took over the kickoff return duties with CB Sam Shields active but ailing (knee), returning two kicks for a 23.5 avg...Also part of a special teams brigade that had an excellent day against one of the NFL's top return units...Helped keep PR Devin Hester in check for the majority of the contest, as the unit downed four punts inside the 20 and helped P Tim Masthay post a 36.6 net average. On kickoff returns, Danieal Manning averaged 15.5 yards on two returns.
- ▶ **NFC WILD CARD, at Philadelphia (1/9/11):** Played on special teams, posting one tackle on punt coverage...Coverage units had a strong showing, allowing an average of 7.5 yards on a pair of punt returns and 18.3 yards on three kickoff returns.
- ▶ **NFC DIVISIONAL, at Atlanta (1/15/11):** Played on special teams...Suffered a hip injury in the second half and did not return.
- ▶ **NFC CHAMPIONSHIP, at Chicago (1/23/11):** Inactive (hip).

29 Derrick Martin, S, 5th Year, Wyoming

- Suffered a knee injury at Washington, Oct. 10, and was placed on injured reserve, Oct. 13.
- A top special teams performer prior to the injury who also provided depth at FS behind three-time Pro Bowl pick Nick Collins.

- Through the first five games, ranked among the leaders on special teams with six tackles on the coverage units and had an INT with a 15-yard return.
- Acquired by the Packers via trade with Baltimore in exchange for OL Tony Moll on the eve of the 2009 season. Appeared in 14 games with one start last season and posted a career-high 21 special teams tackles, the second-highest total on the team.
- ▶ **at Philadelphia (9/12):** Played primarily on special teams, posting one stop. Praised by special teams coaches for his blocking on the kickoff return teams, which helped spring WR Jordy Nelson for a huge day.
- ▶ **Buffalo (9/19):** Had one tackle on special teams.
- ▶ **at Chicago (9/27):** Entered the game while FS Nick Collins nursed a knee injury and had an INT in the end zone in the first quarter to end a Chicago scoring opportunity...Returned it from 5 yards deep to the Green Bay 10. INT was the third of his career and first with the Packers...Added two tackles on special teams.
- ▶ **vs. Detroit (10/3):** Saw extensive action on defense after the injury to Morgan Burnett and had two tackles (one solo)...Took over with the No. 1 defense when Burnett departed...Also had a team-high two stops on special teams.
- ▶ **at Washington (10/10):** Played on special teams, and credited with a pair of key blocks on the punt return units...Suffered a sprained knee late in the contest.

TRANSACTION: Placed on injured reserve, Oct. 13 (knee).

8 Tim Masthay, P, 1st Year, Kentucky

- Had a string of excellent games after finding his form at the New York Jets, Oct. 31, a performance that Coach Mike McCarthy proclaimed the best punting day he had witnessed. Named NFC Special Teams Player of the Week following that contest, and finished the season on a high note in the finale vs. the Bears.
- In 2010, finished with a gross average of 43.9 yards on 71 punts, with a net of 37.6 and a long of 62. Dropped 25 punts inside the 20, including 20 in the final nine contests. Climbed the NFC punting charts after a slow start, ranking seventh in net average.
- Originally signed with the Indianapolis Colts as a non-drafted free agent but was released Aug. 11, 2009, before appearing in any preseason games.
- Sat out entire 2009 season but signed with Green Bay on Jan. 14, 2010, and won a fierce training camp duel to win the punting duties.
- ▶ **at Philadelphia (9/12):** Had four punts for an average 41.5 and a net of 38.0, with a long of 48...Efforts helped contain DeSean Jackson, who had a mere 14 yards on a pair of returns.
- ▶ **vs. Buffalo (9/19):** Averaged 40.3 yards on three punts, with a net of 33.7 and a long of 45.
- ▶ **at Chicago (9/27):** Had three punts for an average 50.0, but day spoiled by 62-yard punt return for a TD by WR Devin Hester that contributed heavily to 19.0 net average...TD return came on a 57-yard punt...Made a tackle on a 28-yard return by Hester in the second quarter after a 35-yard punt.
- ▶ **vs. Detroit (10/3):** Averaged 41.0 yards on three punts, with a long of 52...Recorded net average of 36.0...Dropped one punt inside the 20, a fair catch in the second quarter to the Detroit 11.
- ▶ **at Washington (10/10):** Averaged 47.3 yards on six punts, with a net of 36.2...Dropped one punt inside the 20 and had a long of 57.
- ▶ **vs. Miami (10/17):** Finished with five punts for a 38.0 avg., dropping two inside the 20...Had a long of 42 that trickled out of bounds at the Miami 9 in the second quarter...Also pinned the Dolphins deep in their territory with a 31-yard punt to the Miami 12 on their next possession.
- ▶ **vs. Minnesota (10/24):** Punted twice for a 45.0 average, putting one inside the 20...Had a long of 51 and a net of 38.5.
- ▶ **at New York Jets (10/31):** Averaged 44.0 yards on a career-high eight punts, with a net of 41.5...Work was a huge factor in the victory. Dropped five punts inside the 20 on a blustery afternoon in the low-scoring contest while repeatedly kicking out of his own territory. The total is the most for a Green Bay punter since David Beverly also had five vs. Chicago, 10/28/78...In the first quarter tilted the field in the Packers' favor with net punts of 55, 48 and 51 yards...Punts a key factor in holding New York S Jim Leonhard, who entered the game with a 12.3 avg., to one return for no gain and two fair catches...The last time the Packers allowed zero

punt return yardage on eight punts was vs. Tampa Bay, 11/16/03...Also pinned Jets at the 5 in third quarter and hit a key, 41-yarder that bounced out of bounds at the New York 23 with less than 4 minutes remaining in contest...Presented with game ball by coaching staff...Earned NFC Special Teams Player of the Week.

►vs. **Dallas (11/7)**: Had two punts for an average 49.5 yards, with a career-high net of 47.5...Dropped both inside the 20.

►at **Minnesota (11/21)**: Averaged 39.2 yards on five punts, including dropping two inside the 20...Forced the Vikings into three fair catches and one return for 5 yards.

►at **Atlanta (11/28)**: Punted twice with a 44.0 avg., including a long of 53.

►vs. **San Francisco (12/5)**: In blustery conditions, had three punts with a 43.3 avg., including a long of 51 and dropping one inside the 20.

►at **Detroit (12/12)**: Had a fine performance that was graded highly by the special teams staff, dropping three punts inside the 20, averaging a season-best 50.5 yards on eight punts, and posting a net average of 43.4... Forced two fair catches in a low-scoring game that was a battle of field position...In the second quarter, the Lions were forced to start drives at their own 22, 17, 8 and 18, all following punts.

►at **New England (12/19)**: Averaged 41.3 yards on four punts, with a net average of 38.5...Dropped two punts inside the 20, including a 29-yard kick to the New England 11 with 4:56 remaining that led to a defensive stand, setting up the Packers' final drive.

►vs. **New York Giants (12/26)**: On a cold, blustery day, had five punts for 208 yards, with an average of 41.6 and a net average of 39.0...Placed one punt inside the 20 and had a long of 54...Held Giants punt returner Aaron Ross to an average of 4.3 yards on three returns.

►vs. **Chicago (1/2/11)**: Had a banner performance in cold, blustery conditions against the NFL's best return team and nemesis Hester, who had returned a punt for a TD in previous meeting...In a low-scoring game that was a defensive battle where field position was crucial, had eight punts for a 36.6 net average, (43.5 gross avg.), dropped four inside the 20 and a long of 56...Hester was able to return only two of his punts, with neither returned outside of the Chicago 30...In the fourth quarter, dropped his first punt to the Chicago 3, and his second to the Bears' 2...Hester was also forced to fair catch once at the Chicago 14 in the first half after a towering spiral.

►**NFC WILD CARD, at Philadelphia (1/9/11)**: Had four punts for a 36.5 avg., dropping one inside the 20 on a blustery day at Lincoln Financial Field. Had a net average of 32.8...Came through with a high, 41-yard punt into the wind to DeSean Jackson with two minutes remaining in the contest, and the coverage teams tackled the WR after a 14-yard gain. A holding penalty moved the Eagles back to the Philadelphia 34 for the Eagles' final drive...Forced a fair catch at the Philadelphia 9 on a 29-yard punt in the first quarter.

►**NFC DIVISIONAL, at Atlanta (1/15/11)**: Was limited to holding for PATs and FGs...Marked the first time in club history the Packers did not punt in a postseason contest.

►**NFC CHAMPIONSHIP, at Chicago (1/23/11)**: Was a key player in the victory, punting eight times with an average of 41.8 and a net average of 34.5... Effectively punted both directionally and with high, end-over-end pooch kicks deep into Chicago territory to limit Hester to an average of 5.3 yards and a long of 11 on three returns...Dropped five punts inside the Bears' 20, tying a Green Bay postseason record...First punt traveled 40 yards to the Chicago 13 and was returned just 3 yards, and his second, later in the opening quarter, was downed by Brandon Underwood at the Bears' 3...The CB downed his following kick at the Chicago 11, closing a first half where all three of his punts pinned the Bears inside their 20 and led to stalled drives...In the third quarter, had a 46-yard punt to the Chicago 16, with Underwood tackling Hester after a 2-yard gain...Angled a 25-yarder out of bounds in the fourth quarter to the Chicago 10...65-yard punt later in the third quarter is a Packers' postseason record...Most important punt came with 3:07 remaining and the Packers holding a 21-14 lead. From the Green Bay 24, drilled a 58-yard punt to the Chicago 18 that Hester returned 11 yards before being dragged down by Underwood at the Chicago 29, for a 47-yard net on one of the game's most important plays.

52 Clay Matthews, LB, 2nd Year, Southern California

• Named the 2010 NFL Defensive MVP and first team All-NFL by *Pro Football Weekly*/Pro Football Writers of America. Also named first-team All-Pro by the *Associated Press*.

• With two at Atlanta in the NFC Divisional playoff and a shared sack at Chicago in the NFC Championship, became first Green Bay defender to record a sack in his first four postseason games, and already ranks second in club history for career playoff sacks with 4.5. DE Reggie White ranks first with eight.

• Emerged in 2010 as one of the NFL's most feared pass rushers, and was voted to the Pro Bowl for the second straight season.

• Ranked second in the NFC and fourth in the NFL with 13.5 sacks, despite being placed on the inactive list vs. Miami with an injured hamstring, originally suffered in the third quarter at Washington, Oct. 10.

• Moved to LOLB after playing on the opposite side as a rookie, but is a threat to rush from either side during games.

• Is the first Packers player to record double-digit sack totals in his first two seasons since the stat began being kept in 1982. Also posted 83 tackles (55 solo), four passes defensed, an INT with a TD return and two forced fumbles.

• Returned an INT 62 yards for a TD vs. Dallas, Nov. 7, his first NFL INT.

• Honored as NFC Defensive Player of the Month for September.

• Despite missing the majority of the preseason and training camp, opened 2010 with a career-high three sacks at Philadelphia and equaled the feat the following week vs. Buffalo. Earned NFC Defensive Player of the Week for his efforts vs. the Bills, Sept. 19, and vs. the Cowboys, Nov. 7. With six in the first two contests, set a team record for most sacks over the first two games of the season.

• Selected to the mid-season All-Pro teams of *Sports Illustrated* (Peter King), *Dallas Morning News*, and *Pro Football Weekly*.

• In 2009, became the first Packers rookie to be named to the Pro Bowl since WR James Lofton earned the honor in 1978 after leading the club with 10 sacks – the most by a rookie in franchise history.

►at **Philadelphia (9/12)**: Led the team with a career-high three sacks and nine tackles (eight solo) and added four QB hits, a forced fumble and a pass defense in his first game at LOLB...Dropped Eagles QB Kevin Kolb for an 8-yard loss on Philadelphia's third play from scrimmage, ending the drive...Caused a fumble by Kolb at the line of scrimmage that rolled out of bounds in the second quarter, a tackle that knocked the QB out of the game and was credited as a sack...On the Eagles' final drive, during the last three plays sacked QB Michael Vick for a 3-yard loss and then caught the elusive QB by the legs as part of a swarm by the Packers defense on 4th-and-1 at the Green Bay 42, ending a potential scoring threat...Awarded a game ball by the coaching staff for his efforts...Contest was his first game action since sustaining an injury to his left hamstring in the Family Night Scrimmage (Aug. 7).

►vs. **Buffalo (9/19)**: Had another stellar performance with three sacks, nine tackles, a tackle for a loss and a QB hit and was named NFC Defensive Player of the Week...Became the first Packers player to post three sacks in back-to-back games since it became an official league statistic in 1982... According to the Elias Sports Bureau, became the first NFL defender to post consecutive three-sack performances since Seattle's Patrick Kerney in 2007 (Nov. 18-25)...Awarded a game ball for second-straight week by coaching staff...Dropped QB Trent Edwards for a 13-yard loss on third down of the Bills' opening possession...Added two more sacks in the second half, the trio totaling 33 yards in losses, the most by a Packer since DE Reggie White's 35 on two sacks vs. Minnesota on Oct. 22, 1995...Part of a withering pass rush that helped limit Buffalo to 62 net yards passing...At the 18-game point in his career, posted two or more sacks five times with the Packers, breaking DE Reggie White's former record of four.

►at **Chicago (9/27)**: Set the tone for a defense that would only allow 77 yards rushing in the contest on the game's first play, dropping RB Chester Taylor for no gain...Kept off the sack charts while constantly fighting through multiple blockers, but still credited with five QB hits and a pressure, and also had five tackles (three solo).

►vs. **Detroit (10/3)**: Had four tackles (two solo), a pair of tackles for a loss, a sack and a QB hit...Dumped QB Shaun Hill for a 4-yard loss in the second quarter, his seventh sack of 2010...Switched sides periodically during the

game, also lining up at LOLB...Drilled WR Bryant Johnson in the fourth quarter after a screen pass, resulting in a 3-yard loss.

▶**vs. Washington (10/10):** Started and had six tackles (five solo), 1.5 sacks, two tackles for a loss, six QB hits and a pass defended despite injuring his hamstring late in the third quarter and not returning...Tackled QB Donovan McNabb for a 22-yard loss after a high shotgun snap on the game's third play to move the Redskins out of FG territory. The stop thwarted a Washington scoring opportunity after a turnover at the Green Bay 21 on the Packers' opening possession...Split a 7-yard sack with NT B.J. Raji in the second quarter...Dumped McNabb for a 2-yard loss at the Washington 18 on the Redskins' next possession, steaming around rookie LT Trent Williams...On the following possession minutes later, another sack was nullified by a penalty downfield.

▶**vs. Miami (10/17):** Inactive (hamstring)...Tested the strain during pregame warmups but was not able to play.

▶**vs. Minnesota (10/24):** Returned to action after missing the previous game with the hamstring injury and participated in every defensive play, notching six tackles (one solo), two QB hits and a pressure...Most important play may have been drawing a penalty when he was bringing heavy pressure on QB Brett Favre on the Vikings' final drive while the Packers clung to a 28-24 lead. Raced past RT Phil Loadholt around the corner, causing the blocker to grab his facemask and drag him down to the turf. It drew a 15-yard personal foul with 57 seconds remaining, and moved Minnesota back to the Green Bay 35.

▶**at New York Jets (10/31):** Participated in 72 plays and had five tackles (four solo), a tackle for a loss, a sack, three QB hits and two pressures...Biggest play came late in the fourth quarter, chasing down QB Mark Sanchez for a six-yard loss after spinning around 327-pound RT Damien Woody. On fourth down, pressured the passer again to help force an errant throw. A pass breakup by S Charlie Peprah on second down, the sack on third down and tight coverage along with a hurried throw on fourth down helped seal the game with Green Bay taking over at the New York 23 with 2:30 remaining and the Packers holding a 6-0 advantage.

▶**vs. Dallas (11/7):** Had another huge performance, this time with his father, Clay Jr., a 19-year NFL veteran, in Green Bay to watch the contest...Recorded five tackles (three solo), two for a loss, a sack, three QB hits, an INT with a 62-yard return for a TD and a pass deflection...Named NFC Defensive Player of the Week...Dropped QB Jon Kitna for an 8-yard loss early in the second quarter, and deflected his pass on the next play...Impact not limited to pass rush, as he blitzed on a third-and-1 with 7:22 remaining in the second quarter, nailing RB Marion Barber for a loss immediately after the handoff...With 11:07 left in the game, intercepted a pass by Kitna after it was tipped by LB A.J. Hawk, and bolted 62 yards for a TD. Said after game it was his first INT since his junior year of high school.

▶**at Minnesota (11/21):** Had another stellar all-around performance, recording five stops, two tackles for a loss, a sack, two QB hits and a pressure while participating in 60 plays...Tied for the team lead in QB hits, and posted the club's lone sack. Was the first defender to touch Favre after he slid for a 1-yard loss, as the QB ducked to the turf after he was unable to find anyone open. It was the lowest-effort sack of the season for the NFL's sack leader up to this point...Drilled RB Adrian Peterson for a 4-yard loss late in the second quarter.

▶**at Atlanta (11/28):** Had five tackles (two solo)...Participated in 57 plays.

▶**vs. San Francisco (12/5):** Led the team with seven tackles (five solo) and added two QB hits and a pressure...Early in the second quarter, stopped RB Anthony Dixon for no gain at the Green Bay 2 on first down. On the next play, DE Cullen Jenkins sacked QB Troy Smith, and on third down the QB was pressured into a run and dragged down by LB Frank Zombo, forcing a FG.

▶**at Detroit (12/12):** Recorded five tackles (two solo), one tackle for a loss, a sack and a QB hit while participating in every play...Dumped QB Drew Stanton for a 19-yard loss in the second quarter. The QB, backed up to the Green Bay 38 on the next play, tried a deep pass and was intercepted by S Charlie Peprah.

▶**at New England (12/19):** Posted four tackles (two solo), a QB pressure and a pass defended while participating in 44 plays...Part of a solid defensive effort that held one of the NFL's top offensive attacks to 249 total yards, 14

first downs and QB Tom Brady to just 136 net yards passing.

▶**vs. New York Giants (12/26):** Had six tackles (five solo), one tackle for a loss, two QB hits, three QB pressures and a forced fumble...Made biggest play late in the third quarter with Green Bay holding a 31-17 lead, hustling after a 21-yard gain by Brandon Jacobs and punching the ball from the RB's arms near the sideline, a fumble that was recovered by S Nick Collins after LB Desmond Bishop batted the ball to keep it inbounds...In the first quarter, drilled Jacobs for a 1-yard loss on second down. On third-and-11, QB Eli Manning was intercepted by CB Tramon Williams...Part of a defensive effort that held the Giants to 90 yards rushing on 21 carries, only the second time in 2010 that New York did not reach 100 yards. The Giants entered the game averaging 144.9 yards per contest, fifth in the NFL.

▶**vs. Chicago (1/2/11):** Registered four tackles – including one for a loss – a sack and two QB hurries while participating in 66 plays...Following a Packers' turnover in the third quarter, stopped RB Matt Forte for no gain on first down at the Green Bay 15. An INT two plays later by Peprah would complete the defensive stand and maintain the Bears' lead at 3-0...Sacked Jay Cutler in the fourth quarter, dropping the QB for a 6-yard loss on third-and-17 after a sack on the previous play by Woodson. The QB takedown gave him 13.5 on the season...Part of an outstanding day by the defense, which held the Bears to just a FG, 227 total yards, an average of 3.5 yards per play and 117 net yards passing...In the second half, Chicago posted 97 yards with one play over 12 yards.

▶**NFC WILD CARD, at Philadelphia (1/9/11):** Participated in all 63 plays on defense and posted three stops, one tackle for a loss, a sack and four QB hits...Also caused RT Winston Justice to be flagged for multiple penalties, and eventually replaced in the third quarter for backup King Dunlap...Sacked Vick for a 12-yard loss early in the second quarter, forcing a punt...On third-and-1 at the Green Bay 16 early in the fourth quarter, drilled RB LeSean McCoy for no gain forcing a FG attempt by K David Akers that was missed...Part of a defensive unit that held Philadelphia to 16 points – the Eagles finished the season ranked No. 2 in the NFL in total offense and averaged 27.4 points per game – and 82 yards rushing...Helped hold Vick to just 33 yards rushing and a 79.9 passer rating.

▶**NFC DIVISIONAL, at Atlanta (1/15/11):** Posted two sacks, leading a defensive unit that posted five, and added five tackles (four solo), a pair of QB hits and a recovered fumble...Grabbed QB Matt Ryan for a 4-yard loss on the Falcons' second possession, his first sack of the contest...With under 20 seconds remaining in the first half, sacked Ryan again at the Atlanta 35. After a timeout with 10 seconds remaining, Williams intercepted Ryan at the 30 and weaved 70 yards for a TD, turning the tide permanently for the Packers...Part of a defensive unit that held the Falcons to only 194 total yards – including 45 rushing – forced four turnovers and allowed just two touchdowns. Atlanta's time of possession was 21:41.

▶**NFC CHAMPIONSHIP, at Chicago (1/23/11):** Recorded eight tackles (six solo), two tackles for a loss, two QB hits and a half-sack while participating in every defensive play (66)...Split a 5-yard sack of Cutler in the first quarter with DE Cullen Jenkins, forcing a punt on the following play...Part of a defense that held the Bears to just 83 yards rushing, allowed Chicago to convert only 1-of-13 third-down attempts, and held the Bears to a time of possession of 25:56.

67 Nick McDonald, G, Rookie, Grand Valley State

- One of three non-drafted college free agents, joining CB Sam Shields and OLB Frank Zombo, to make the Packers' final 53-man roster. Reserve lineman has been inactive for each game this season.

- A tough, versatile player who also showed the ability to also play center during training camp.

- Played in 44 games with 29 starts during his college career, and was named the Great Lakes Intercollegiate Athletic Conference's Offensive Lineman of the Year in 2009.

▶**at Philadelphia (9/12) – vs. Chicago (1/2/11):** Inactive.

▶**NFC WILD CARD, at Philadelphia (1/9/11):** Inactive.

▶**NFC DIVISIONAL, at Atlanta (1/15/11):** Inactive.

▶**NFC CHAMPIONSHIP, at Chicago (1/23/11):** Inactive.

23 Dimitri Nance, RB, Rookie, Arizona State

- Joined Packers Sept. 14 after RB Ryan Grant (ankle) was placed on injured reserve and appeared in 12 games in the regular season and the NFC Wild Card playoff at Philadelphia.
- Signed off the Atlanta Falcons' practice squad, he has played primarily on special teams, though saw action on offense over the final month of the season and had 36 carries for 95 yards, as well as three catches for 30 yards. Also added three special teams tackles.
- Joined the Falcons as a non-drafted free agent out of Arizona State, where he was an honorable mention All-Pac-10 selection as a senior after rushing for 795 yards and six TDs.
 - ▶vs. **Buffalo (9/19)**: After a quick week of practice, had two rushes for 6 yards, including a long of 4.
 - ▶at **Chicago (9/27)**: Inactive.
 - ▶vs. **Detroit (10/3)**: On active roster, had one tackle on kickoff coverage.
 - ▶at **Washington (10/10)**: Played on special teams.
 - ▶vs. **Miami (10/17)**: Played on special teams.
 - ▶vs. **Minnesota (10/24)**: Saw his most extensive action on offense, though he did not have a carry.
 - ▶at **New York Jets (10/31)**: Inactive (ankle).
 - ▶vs. **Dallas (11/7)**: Played on special teams and saw his most extensive action of the season on offense during the fourth quarter, with four carries for 5 yards.
 - ▶at **Minnesota (11/21)**: In his first extended playing time of 2010, led the club with 12 carries for 37 yards...Bulled ahead for 2 yards in the opening quarter for a first down after breaking a tackle, and had a career-long 11-yard rush in the third quarter.
 - ▶at **Atlanta (11/28)**: Was expected to play a bigger role on offense against his former team, but suffered a concussion in the first half and did not return... Had one carry for no gain.
 - ▶vs. **San Francisco (12/5)**: Inactive.
 - ▶at **Detroit (12/12)**: Returned to the active roster and had a pair of carries for four yards and his first catch of the season for 14 yards...Hauled in the reception on the final drive, moving the chains for a first down.
 - ▶at **New England (12/19)**: Continued to see his role increase on offense, and also played on special teams...Had six carries for 11 yards, and a pair of catches for 16 yards...Involved in the game plan from the start, carrying the ball on the third play of the opening drive for 4 yards...Had both receptions, including a screen that he turned into an 11-yard gain, on the Packers' opening drive of the second half. The 13-play, 69-yard march ended with a 6-yard TD on a catch-and-run by RB John Kuhn, and gave Green Bay a 24-21 lead.
 - ▶vs. **New York Giants (12/26)**: Ranked second on the team with nine carries for 32 yards...Part of a rushing attack that was effective if unspectacular with 35 attempts for 119 yards. The Packers held the ball for 37:01 and posted 515 yards of total offense, with the running game providing a consistent threat to set up the pass.
 - ▶vs. **Chicago (1/2/11)**: Played primarily on special teams...Part of a coverage unit that had an excellent day against one of the NFL's top return units... Helped hold PR Devin Hester in check for the majority of the contest, as the unit downed four punts inside the 20 and helped P Tim Masthay post a 36.6 net average. On kickoff coverage, Danieal Manning averaged 15.5 yards on two returns...Blocking helped spring CB Tramon Williams for a 41-yard punt return in the third quarter, setting up a 23-yard FG by K Mason Crosby that tied the game.
 - ▶**NFC WILD CARD, at Philadelphia (1/9/11)**: Played on special teams.
 - ▶**NFC DIVISIONAL, at Atlanta (1/15/11)**: Inactive.
 - ▶**NFC CHAMPIONSHIP, at Chicago (1/23/11)**: Inactive.

96 Mike Neal, DE, Rookie, Purdue

- Powerful rookie defensive lineman had seen significant playing time when healthy, but suffered a shoulder injury at Washington, Oct. 10, and was placed on injured reserve, Oct. 26.
- Sideline for the first three weeks with an abdominal strain, and was inactive vs. Miami and Minnesota with the shoulder injury.
- Was extremely productive in his lone two games, recorded five tackles, a sack, a forced fumble, a QB hit and a pressure.
- Chosen with the 56th overall pick in the second round and was typi-

cally the top reserve at both end spots. Also an inside rusher in the nickel defense.

- ▶at **Philadelphia (9/12)**: Inactive with a strained abdomen.
 - ▶vs. **Buffalo (9/19)**: Inactive (abdomen).
 - ▶at **Chicago (9/27)**: Inactive (abdomen).
 - ▶vs. **Detroit (10/3)**: Made his NFL regular-season debut, appearing in 26 plays and forcing a fumble...Hit on Lions RB dJahvid Best at the Detroit 22 jarred the ball loose after a 3-yard loss, and it was recovered by DE Ryan Pickett at the Detroit 24. The turnover led to a TD reception three plays later by TE Jermichael Finley to put the Packers ahead, 14-7.
 - ▶at **Washington (10/10)**: Played extensively, participating in 53 plays, after Pickett suffered a sprained ankle in the first series...Distinguished himself with five tackles (two solo), a sack, a QB hit and a pressure...Registered his first career sack by dropping QB Donovan McNabb for a 9-yard loss in the third quarter...Part of a defense that only allowed 51 rushing yards on 21 carries, with a long of 8.
 - ▶vs. **Miami (10/17)**: Inactive (shoulder).
 - ▶vs. **Minnesota (10/24)**: Inactive (shoulder).
- TRANSACTION: Placed on injured reserve, Oct. 26 (shoulder).

87 Jordy Nelson, WR, 3rd Year, Kansas State

- The club's fourth wideout emerged as an integral part of the offensive attack after starting the season as the primary kick returner, duties he abandoned once his role in the passing game increased.
- Ranked fourth on the team with 45 catches, and third on the club with 582 yards (12.9 avg.) – both career highs – and added two TDs.
- Of his catches, 25 were for first downs, and six were over 25 yards.
- Output surged over the last 12 games, hauling in 39 passes for 529 yards.
- Has also played a key role in the postseason, tying for second on the team with 12 catches for 146 yards and a TD.
- Also surpassed several milestones as a kick returner early in the season, including becoming the first Packers player since 2007 to record two returns of over 40 yards in the same contest...Has posted a kick return of 45-plus yards in each of his first three NFL seasons, the first Packers player to do so since Corey Harris (1992-94).
- In 2010, returned 22 kickoffs for 496 yards (a team-high 22.5 avg.), with a long of 50.
- For his career, has 100 catches in the regular season for 1,268 yards (12.7 avg.) and six TDs.
- ▶at **Philadelphia (9/12)**: Turned in a sparkling performance on special teams as a kick returner, with five returns for 156 yards...Had returns of 51, 40 and 28 yards in the second half and was awarded a game ball by coaching staff...Added a catch for 7 yards...Appeared in 30th game of NFL career... His 51-yard return was the second-longest return of his career behind a 54-yard pickup in Week 17 at Arizona last season, the longest return by a Packer in 2009...The performance against the Eagles was the first time in Nelson's career that he posted two kickoff returns of 40-plus yards, and he became the first Packer to accomplish the feat since WR Koren Robinson had returns of 43 and 66 yards at St. Louis on Dec. 16, 2007... His 31.2-yard average was the best by a Packer with five or more returns in a contest since WR Roell Preston's 32.0-yard average on eight returns vs. Minnesota on Oct. 5, 1998.
- ▶vs. **Buffalo (9/19)**: Turned in another banner day as a kick returner, averaging 30.5 yards on two returns (61 yards)...Added a pair of receptions for 26 yards, both moving the chains for a first down.
- ▶at **Chicago (9/27)**: Had three catches for 20 yards and returned five kickoffs for 97 yards, including a long of 40...Went over 60 career grabs.
- ▶vs. **Detroit (10/3)**: Returned seven kickoffs for 124 yards (17.7 avg.), with a long of 24...Fumbled on a pair of kick returns, with the first coming late in the second quarter following a 10-yard return and the second after a 14-yard return. The fourth-quarter fumble led to a Detroit FG.
- ▶at **Washington (10/10)**: Hauled in three passes for 42 yards, including 25-yard grab that is his longest of 2010 to this point...Added two kickoff returns for 35 yards (17.5 avg.)...Caught the 25-yard pass in the fourth quarter down the deep middle before being tripped up by S LaRon Landry. It was his longest reception since his 51-yard catch in the 2009 finale at

Arizona.

►**vs. Miami (10/17):** Started as the club opened in the three-WR set and finished second on the team with 64 yards on four catches (16.0 avg.), with a long of 24...Yardage total was his best since posting 71 at Pittsburgh, 12/20/09...Had a pair of receptions for 37 yards during the fourth quarter, for 24 and 13 yards. Each went for first downs on the 69-yard march that led to the game-tying TD, a 1-yard sneak by QB Aaron Rodgers with 13 seconds remaining that sent the contest into OT...Hauled in a 14-yard pass on the opening play of the final quarter, a key grab on a drive that led to a FG by K Mason Crosby that knotted the score at 13.

►**vs. Minnesota (10/24):** Had four catches for 25 yards...Caught a 5-yard flip from Rodgers in the third quarter, setting up WR Greg Jennings' 14-yard TD grab on the next play that put the Packers ahead 21-17.

►**at New York Jets (10/31):** Ranked second on the team with a career-high five catches for 55 yards, with a long of 19...Made a clutch catch in the fourth quarter, hauling in a 14-yard pass over the middle to convert a key third down that set up Crosby's second FG, a 41-yard kick that gave the Packers a 6-0 lead with 3:58 remaining.

►**vs. Dallas (11/7):** Played a big hand in helping replace the typical production of WR Donald Driver, who was inactive with a quadriceps injury...Hauled in four receptions for 42 yards, including a season-long 27-yard grab...Pulled in the 27-yarder on a third-quarter march that led to a Jones TD grab, putting the Packers ahead, 35-7.

►**at Minnesota (11/21):** Caught three passes for 20 yards.

►**at Atlanta (11/28):** Put together one of his finest performances, catching five passes for 61 yards, including a 10-yard rocket with 56 seconds remaining that tied the contest at 17...Made a leaping sideline grab on third-and-1 in the third quarter, hauling in a lofted 28-yard pass over CB Brent Grimes and getting both feet inbounds to set up a 1-yard TD run by Rodgers on the next play...TD reception capped a 16-play, 90-yard march. Drifted to an open sliver of the end zone as Rodgers kept scrambling to buy time, and eventually pulled in a dart in the back corner.

►**vs. San Francisco (12/5):** Started as part of a three-WR set and had a pair of catches for 15 yards...Yardage total moved him past previous career high for yardage in a season.

►**at Detroit (12/12):** Caught two passes for 26 yards, receptions on consecutive plays in the third quarter.

►**at New England (12/19):** Had one catch for 16 yards, a Matt Flynn strike in the second quarter that moved the chains on a 13-play, 82-yard drive that culminated with a 1-yard TD grab by Jennings, putting Green Bay ahead, 17-7.

►**vs. New York Jets (12/26):** Hauled in four passes for a career-high 124 yards and a TD...First grab was an 80-yard TD in the first quarter where he streaked through the middle of the field after beating S Antrel Rolle, his 40th catch of 2010. Coupled with Jennings' 86-yard TD vs. Miami, Oct. 17, it marked the first time Green Bay has had two different players have 80-yard TD receptions in a season since 1967 (Elijah Pitts and Carroll Dale). It also gave the Packers five players with 40 or more catches for the first time since 1980...Set up another TD in the final quarter, going up over CB Corey Webster to grab a 38-yard strike at the New York 1 with 4:25 remaining. RB John Kuhn would crash into the end zone on the next play, giving the Packers a 45-17 lead.

►**vs. Chicago (1/2/11):** Had two catches for 39 yards (19.5 avg.)...14-yard grab in the fourth quarter was the 100th of his career...Played in his 45th career game...Hauled in a 25-yard pass in the first quarter.

►**NFC WILD CARD, at Philadelphia (1/9/11):** Played WR, did not have a catch.

►**NFC DIVISIONAL, at Atlanta (1/15/11):** Started and responded with a memorable performance, catching eight passes for 79 yards (9.9 avg.) and a TD...Continually made big plays and converted third downs with timely grabs...On the Packers' first scoring drive, caught an 8-yard pass to convert a third-and-3 to the Atlanta 8, and punctuated the march with a 6-yard TD grab...Converted a key first down on the first TD drive of the third quarter with a 14-yard grab, and followed it with an 11-yard catch to the Atlanta 7. On the next play, Rodgers scrambled into the end zone to give Green Bay a commanding, 35-14 lead. In the third quarter, had four receptions for 42 yards...Added a pair of catches for 23 yards on the Packers' final TD drive...In the contest, hauled in all eight passes that were thrown in his direction.

►**NFC CHAMPIONSHIP, at Chicago (1/23/11):** Started and had four catches for 67 yards (a team-high 16.8 avg.), with a long of 22...Had the 22-yard grab on the opening drive to the Chicago 2, leading to a Rodgers 1-yard bootleg for a TD two plays later that put the Packers ahead, 7-0...Set up Green Bay's next TD early in the second quarter with a 15-yard reception to the Chicago 4, with RB James Starks crashing into the end zone on the following play.

74 Marshall Newhouse, G/T, Rookie, Texas Christian

• Placed on injured reserve, Dec. 31 (back), with roster spot filled by C/G Evan Dietrich-Smith.

• The second of the Packers' two fifth-round draft choices showed potential throughout the preseason and joined Bryan Bulaga and Nick McDonald as the three rookie offensive linemen to make the roster.

• Worked at both LG and LT since arriving in Green Bay.

• Played in 62 games with 38 starts at TCU.

►**at Philadelphia (9/12) – vs. New York Giants (12/26)** Inactive.

TRANSACTION: Placed on injured reserve, Dec. 31 (back).

26 Charlie Peprah, S, 5th Year, Alabama

• Experienced defender stepped into starting role at SS since the loss of Morgan Burnett earlier this season with a knee injury and quickly emerged as a top contributor in the secondary after the promotion.

• Was equally effective in run support and coverage in 2010, posting 64 tackles (50 solo), two INTs and seven passes defended in the regular season.

• Has traditionally provided depth in the secondary and been a key contributor on special teams, where he notched 22 tackles during his first three seasons with the club.

• Played in the first two contests but was inactive for Weeks 3-4 with a quad injury.

• Spent three seasons in Green Bay from 2006-08 before sustaining a knee injury during 2009 training camp and was placed on injured reserve Sept. 6, waived/injured the following day, and spent the second half of 2009 with Atlanta.

• Signed as a free agent with the Packers, April 26.

►**at Philadelphia (9/12):** Played on special teams, posting one tackle.

►**vs. Buffalo (9/19):** Had one assisted special teams tackle.

►**at Chicago (9/27):** Inactive (quad).

►**vs. Detroit (10/3):** Inactive (quad).

►**at Washington (10/10):** Started at SS and was on the field for 80 plays, posting five tackles (one solo) and a pass defended.

►**vs. Miami (10/17):** Started at SS and led the secondary with a career-high 11 tackles (10 solo)...Credited with initial hit on RB Ronnie Brown on the fourth-and-1 stand at the Green Bay 27 with 1:34 remaining in the third quarter. The change of possession led to a 12-play, 66-yard drive, capped by a K Mason Crosby FG to tie the score at 13.

►**vs. Minnesota (10/24):** Participated in every defensive play while starting at SS and had eight tackles (seven solo), a pass defended and a tackle for a loss...On the Vikings' opening drive, snuffed out a screen pass by dropping WR Percy Harvin for a 3-yard loss on third down, forcing a punt...Part of a defensive effort that held QB Brett Favre to a passer rating of 50.4.

►**at New York Jets (10/31):** Turned in his top performance to this point in the season, notching a pair of passes defended and tying with FS Nick Collins for the team lead in the secondary with five tackles (all solo)...Added two passes defended and a QB pressure...Broke up passes on consecutive New York possessions late in the fourth quarter, slapping the ball away from WR Jerricho Cotchery on fourth-and-8 at the Green Bay 35 with 6:36 to play and then dislodging Cotchery from the ball with a strong hit on second-and-5 with 3:21 remaining...Also helped in run support when moved close to the line of scrimmage, as the Packers held the Jets to their second-lowest output of 2010 with 119 rushing yards.

►**vs. Dallas (11/7):** Started at SS and had a pair of tackles, both solo...Drilled TE Martellus Bennett for a 2-yard loss on a short pass in the first quarter...Rotated with Atari Bigby, who returned after spending the first half of the season on reserve/PUP.

►**at Minnesota (11/21):** Started and notched one solo stop, as the Packers turned in another sterling defensive performance, holding the Vikings to

just three points and 207 net yards passing...Participated in 49 plays.

► **at Atlanta (11/28):** Had nine tackles (eight solo)...Had a pair of solid defensive plays go for naught on a Falcons drive in the second half, dumping RB Jason Snelling for no gain at the Atlanta 1, then two plays later stopping TE Tony Gonzalez at the goal line following a short catch on third down. The Falcons, however, would score on fourth-and-goal to pull ahead, 17-10.

► **vs. San Francisco (12/5):** Led the secondary with six tackles (four solo) while participating in 45 plays...Wrapped up WR Michael Crabtree for a 1-yard loss after a screen pass on the 49ers' first drive...Did not start, as the defense opened with an extra DT.

► **at Detroit (12/12):** Had the first INT of his career and nine tackles (six solo)...Intercepted QB Drew Stanton early in the second quarter, picking off a deep pass on the right sideline that was intended for TE Tony Scheffler. The Lions were backed up at their own 38, and the Packers took over at the Green Bay 29 after no return.

► **at New England (12/19):** Had two tackles (one solo), starting at SS... Participated in 39 plays...Part of a pass defense that held the Patriots to 136 net yards passing.

► **at New York Giants (12/26):** Started at SS and participated in 41 plays, notching one tackle...Also played on special teams, posting three stops... Part of a defense that held the Giants to 90 yards rushing on 21 carries, only the second time in 2010 that New York did not reach 100 yards. The Giants entered averaging 144.9 yards per contest, fifth in the NFL.

► **vs. Chicago (1/2/11):** Recorded five tackles (three solo) and two passes defended, including a third-quarter INT in the end zone...With the Packers trailing 3-0 and the Bears appearing to be on the verge of increasing their lead after a Green Bay turnover on the first play of the second half, he stepped in front of a pass by QB Jay Cutler that was intended for WR Johnny Knox. The leaping INT, on third-and-19 from the Green Bay 24, was one of the game's biggest plays...Part of an outstanding day by the defense, which held the Bears to just a FG, 227 total yards, an average of 3.5 yards per play and 117 net yards passing...In the second half, Chicago posted 97 yards with one play over 12 yards...Also played on special teams, in an excellent day for the coverage units.

► **NFC WILD CARD, at Philadelphia (1/9/11):** Participated in 62 plays and had six tackles (three solo)...Part of a defensive unit that held Philadelphia to 16 points – the Eagles finished the season ranked No. 2 in the NFL in total offense and averaged 27.4 points per game – and 82 yards rushing. Also helped hold QB Michael Vick to 33 yards rushing and a 79.9 passer rating.

► **NFC DIVISIONAL, at Atlanta (1/15/11):** Started at SS and had six tackles (five solo) and a QB pressure while participating in 47 plays...Part of a defensive unit that held the Falcons to only 194 total yards – including 45 rushing – forced four turnovers, posted five sacks and allowed just two touchdowns. Atlanta's time of possession was 21:41.

► **NFC CHAMPIONSHIP, at Chicago (1/23/11):** Notched four tackles (three solo) while participating in 50 plays...Part of a defense that limited the Bears to just 83 yards rushing. Chicago converted 1-of-13 on third down and held the ball for only 25:56.

79 Ryan Pickett, DE/NT, 10th Year, Ohio State

• Sturdy, veteran anchor of the defensive front made the transition to LDE in 2010 and has been one of the defense's most consistent performers when healthy.

• A critical part of the defense with his ability to take on a pair of blockers, though his contributions don't always show up on the statistical charts.

• In 2010, had 53 tackles (27 solo), a sack, a fumble recovery and a pass defended.

• Suffered a sprained ankle on the first series vs. Washington, Oct. 10, and did not return, an injury that forced him to the inactive list vs. Miami and also at New York, Oct. 31. Started vs. Minnesota, Oct. 24, but the ankle injury forced him to the sidelines after seven plays. Again went down with the ankle injury vs. Dallas, Nov. 7, but X-rays were negative.

• Has played in 72 games with 67 starts since joining the Packers in 2006.

• Signed long-term contract extension March 12.

► **at Philadelphia (9/12):** Had four tackles, putting in massive effort in joining DE Cullen Jenkins and NT B.J. Raji as the only three healthy defensive linemen for bulk of the game...Part of the low, underneath swarm that

shoved QB Michael Vick into the backfield on a fourth-and-1 attempt on Philadelphia's last possession...60th game with the Packers.

► **vs. Buffalo (9/19):** Started at LDE, posting five stops (three solo) and a QB hit...With last stop reached 700 tackles for his career.

► **at Chicago (9/27):** Had four tackles (one solo), also credited with a QB hit and deflecting a pass...Part of a defensive front that helped hold the Bears to just 77 yards rushing, with the bulk coming on three long scrambles by QB Jay Cutler during passing plays.

► **vs. Detroit (10/3):** Recorded four tackles and recovered a fumble...Fumble recovery in second quarter was his first since his initial season in Green Bay in 2006. DE Mike Neal swiped the ball out of the hands of RB Jahvid Best, and the turnover led to a Packers TD three plays later.

► **at Washington (10/10):** Started, but suffered a sprained ankle on the Redskins' second play from scrimmage...Did not return.

► **vs. Miami (10/17):** Inactive (ankle).

► **vs. Minnesota (10/24):** Started, but early in the first quarter was removed from the game because of the ankle injury...Participated in seven plays.

► **at New York Jets (10/31):** Inactive (ankle).

► **vs. Dallas (11/7):** Participated in seven plays before suffering a sprained ankle...X-rays were negative, but did not return...Had two tackles (one solo).

► **at Minnesota (11/21):** Returned to action, but defense opened in a nickel package with only two down linemen – NT B. J. Raji and DE Cullen Jenkins...Participated in 22 plays and had a pair of tackles (one solo) in another stellar game for the defense, where the unit allowed just 15 first downs, 93 yards rushing and a field goal in the victory.

► **at Atlanta (11/28):** Started at LDE and had two tackles (one solo).

► **vs. San Francisco (12/5):** Had five tackles – his highest total since at Buffalo, Sept. 19 – including three solo stops...Drilled RB Anthony Dixon for a 2-yard loss in the second quarter, and the 49ers were forced to punt two plays later.

► **at Detroit (12/12):** Started and had a season-high 10 tackles (his highest total since posting a career-high 12 at Seattle, 11/27/06), one tackle for a loss and a sack...Seven of his tackles were solo stops...Also had a sack, forcing QB Drew Stanton out of bounds for a 2-yard loss late in the second quarter.

► **at New England (12/19):** Started at LDE and recorded five tackles (two solo), participating in 26 plays...Stuffed RB BenJarvus Green-Ellis after a 1-yard gain on a third quarter drive, and after an incompleteness and a Raji sack the Patriots were forced to punt. On the following drive, the Packers added a FG to pull ahead, 27-21...Would team with Raji in the fourth quarter to drill Green-Ellis for no gain at the Green Bay 22 on a drive where the Patriots were forced to punt.

► **vs. New York Giants (12/26):** Started and recorded five tackles (one solo)... Inside presence helped hold the Giants to 90 yards rushing on 21 carries, only the second time in 2010 that New York did not reach 100 yards. The Giants entered the game averaging 144.9 yards per contest, fifth in the NFL.

► **vs. Chicago (1/2/11):** Strong inside presence part of an outstanding day by the defense, which held the Bears to just a FG, 227 total yards, an average of 3.5 yards per play and 117 net yards passing...In the second half, Chicago posted 97 yards with one play over 12 yards...Posted four tackles (two solo).

► **NFC WILD CARD, at Philadelphia (1/9/11):** Posted four tackles (one solo) while participating in 25 plays...Part of a defensive unit that held Philadelphia to 16 points – the Eagles finished the season ranked No. 2 in the NFL in total offense and averaged 27.4 points per game – and 82 yards rushing. Also helped hold QB Michael Vick to 33 yards rushing and a 79.9 passer rating.

► **NFC DIVISIONAL, at Atlanta (1/15/11):** Started at LDE and had one assisted tackle while participating in 14 plays...Part of a defensive unit that held the Falcons to only 194 total yards – including 45 rushing – forced four turnovers, posted five sacks and allowed just two touchdowns. Atlanta's time of possession was 21:41.

► **NFC CHAMPIONSHIP, at Chicago (1/23/11):** Recorded five tackles (two solo)... Part of a defense that held the Bears to 83 yards rushing and allowed Chicago to convert only 1-of-13 on third down. The Bears' time of possession was 25:56 and they were forced to punt nine times.

51 Brady Poppinga, LB, 6th Year, Brigham Young

- Steady, experienced defender provided depth at both OLB spots and was a valuable contributor on special teams prior to suffering a knee injury and being placed on injured reserve, Oct. 26.
 - Had knee surgery, Oct. 19, following the injury vs. Miami, Oct. 17.
 - Recorded 17 tackles (9 solo) and one stop on special teams while playing in six games.
 - Has played in 81 career games with 44 starts since arriving in Green Bay in 2005 as the second of two fourth-round draft picks.
 - ▶**at Philadelphia (9/12):** Played a limited role as a reserve on defense, posting a tackle, and also contributed on special teams.
 - ▶**vs. Buffalo (9/19):** Appeared in 17 plays as a reserve on defense, recording three tackles...Added a stop on special teams.
 - ▶**at Chicago (9/27):** Played on special teams.
 - ▶**vs. Detroit (10/3):** Had two assisted tackles while seeing his most extended playing time of the season on defense at LOLB.
 - ▶**at Washington (10/10):** Saw extensive playing time in the fourth quarter and overtime after Clay Matthews departed with an injured hamstring...Extremely productive during his 24 plays, posting five tackles (all solo), a sack, a tackle for a loss and a QB hit...Drilled QB Donovan McNabb for a 9-yard loss on Washington's first possession of OT, forcing a punt...Sack was the fifth of his career.
 - ▶**vs. Miami (10/17):** Started at LOLB in place of Clay Matthews (hamstring) and participated in 27 plays before suffering an injured knee in the first half...Prior to the injury, had six tackles (four solo).
 - ▶**vs. Minnesota (10/24):** Inactive (knee).
- TRANSACTION:** Placed on injured reserve, Oct. 26, (knee).

81 Andrew Quarless, TE, Rookie, Penn State

- Rookie TE saw playing time increase over the last several games and is an integral part of the offensive attack, with the bulk of his contributions previously coming on special teams.
- Appearances on offense increased dramatically following the season-ending injury to starter Jermichael Finley. On the season, had 21 catches for 238 yards (11.3 avg.) and a TD.
- Had two contests with over 50 yards receiving in 2010: at Washington, Oct. 10, and at Detroit, Dec. 12. Impressed as a target in first extended action on offense at Washington, and evolving into the position's primary pass-catching threat.
- The first of two fifth-round draft picks improved weekly during training camp and made the roster among what was an extremely competitive position group.
- Departed Penn State as the all-time leader in catches by a TE with 87 grabs for 1,146 yards and eight TDs in 49 games.
- ▶**at Philadelphia (9/12):** Inactive.
- ▶**vs. Buffalo (9/19):** Inactive.
- ▶**at Chicago (9/27):** Played on special teams and on offense.
- ▶**vs. Detroit (10/3):** Started as the Packers opened in a two-TE set, and also played on special teams.
- ▶**at Washington (10/10):** Pressed into action after injuries to starter Finley and top reserve Donald Lee on the first two drives, played extensively and had four receptions for 51 yards (21.8 avg.), with a long of 21...After moving the chains with a 13-yard grab in the first half, made the biggest impact on the final drive of regulation, catching a 9-yard pass and then turning a short completion into a 21-yard gain that set up a late FG attempt.
- ▶**vs. Miami (10/17):** Had a career-long 23 yard grab in the second quarter.
- ▶**vs. Minnesota (10/24):** Playing time continues to grow, as the rookie had two catches for 16 yards and a TD...Hauled in a 9-yard TD to cap a five-play, 79-yard march in the second quarter. The drive was set up by consecutive long receptions by WR James Jones (32 yards) and RB Brandon Jackson (36, off a screen pass)...The TD, which gave the Packers a 14-7 lead, was the first of his NFL career.
- ▶**at New York Jets (10/31):** Played on offense and special teams...Suffered a shoulder injury during the game but did return.
- ▶**vs. Dallas (11/7):** Inactive (shoulder).
- ▶**at Minnesota (11/21):** Had one catch for 14 yards, a reception with 38 sec-

onds remaining in the second quarter on a quick, 53-yard drive for a TD that gave the Packers a 17-3 advantage at halftime. The six-play march – covered in just 58 seconds – was set up by an INT by CB Tramon Williams at the Green Bay 18 with a 14-yard return.

▶**at Atlanta (11/28):** Started and had three catches for 35 yards...Had two catches for 30 yards – including a 19-yard grab – on the 16-play, 90-yard march that would tie the game at 17 late in the fourth quarter with a TD reception by WR Jordy Nelson...Both of his receptions on the march were for first downs.

▶**vs. San Francisco (12/5):** Had one catch for 4 yards, a short grab in the fourth quarter that helped set up a 24-yard FG by K Mason Crosby. The kick pushed the lead to 34-16 and completed the game's scoring.

▶**at Detroit (12/12):** Led the team with 62 yards on five receptions, both career highs...Played a big role on the Packers' lone scoring drive, hauling in passes of 20 and 11 yards from QB Matt Flynn on the Packers' opening march of the second half. The eight-play, 48-yard drive led to a 42-yard FG by Crosby...Following a 12-yard catch and run, fumbled on the opening drive after getting hit from behind by LB Landon Johnson...Receiving yardage total was the most for a Green Bay rookie TE since Ron Kramer recorded 68 at Detroit, 11/27/58.

▶**at New England (12/19):** Had two catches for 12 yards...Both receptions came in the first half, with his 10-yard grab in the second quarter down to the New England 15 helping set up Jennings' 1-yard TD grab, putting Green Bay ahead 17-7.

▶**vs. New York Giants (12/26):** Recorded one catch for 16 yards...Fourth-quarter reception moved the chains for a first down on the Packers drive set up by an INT by CB Sam Shields. Two plays after the catch, RB John Kuhn scored on a 1-yard run to put Green Bay ahead, 38-17.

▶**vs. Chicago (1/2/11):** Had one catch for 5 yards.

▶**NFC WILD CARD, at Philadelphia (1/9/11):** Caught two passes for 27 yards...Had a 15-yard catch on the Packers' first play from scrimmage, and a 12-yard grab late in the second quarter...Blocking helped pave the way for the Packers to rush for 138 yards on 32 carries (4.3 avg.), including 123 by RB James Starks, the highest postseason total in club history by a rookie.

▶**NFC DIVISIONAL, at Atlanta (1/15/11):** Had two catches for 14 yards...Both catches came in the second quarter on TD drives.

▶**NFC CHAMPIONSHIP, at Chicago (1/23/11):** Played on offense and special teams.

90 B.J. Raji, NT, 2nd Year, Boston College

- While rarely making headlines or filling the stat sheet with impressive totals, has become the focal point for the interior of the defensive front of the 3-4. NT leads the unit in participation weekly while taking on multiple blockers and also leading the inside pass rush.
- Primarily saw time at both end spots as a rookie, but moved to NT in 2010 and responded with a top season, including being voted a Pro Bowl alternate.
- In 2010, recorded 66 tackles (36 solo), a career-high 6.5 sacks, 12 QB hits, 12 QB pressures and two passes defended.
- Sack total ranked third on the team, trailing Clay Matthews (13.5) and Cullen Jenkins (7).
- Routinely praised by coaching staff for his play this season, and was a force throughout the last half of the season.
- Played in 14 games with one start as a rookie.
- ▶**at Philadelphia (9/12):** Led all defensive linemen in playing time, often holding up two blockers while anchoring the middle...Had three solo stops and a sack...Came up big on back-to-back plays in the second quarter, stuffing a run by FB Leonard Weaver for no gain and then sacking QB Kevin Kolb for a 9-yard loss on the next down. After an incompleteness on third-and-long, the Eagles were forced to punt...Joined Cullen Jenkins and Ryan Pickett in taking all of the defensive line work for the majority of the game as the lone healthy defensive linemen.
- ▶**vs. Buffalo (9/19):** Played in 16th career game, with his third NFL start, recording three tackles...Led the defensive line by seeing action in 40 plays...Kicked in the left knee in the second half but didn't miss any playing time.
- ▶**at Chicago (9/27):** On the field for 48 plays and posted three tackles, two

QB hits and a pressure...Helped hold the Bears to just 77 yards rushing.

►**vs. Detroit (10/3):** Posted two tackles, a sack, a QB hit and a pressure...Sack came on Detroit's first play from scrimmage, as he caught QB Shaun Hill and tossed him to the turf for a 9-yard loss. It gave the second-year veteran his second sack of the season, topping the one he had as a rookie in 2009.

►**at Washington (10/10):** Started at NT and again paced the defensive front by participating in 69 plays...Along with Jenkins and Neal, handled the bulk of the work up front with Pickett sidelined in the first series with a sprained ankle...Posted six tackles (three solo) and a half-sack, when he combined with OLB Clay Matthews in the second quarter to dump QB Donovan McNabb for a 7-yard loss...Part of a defensive effort that allowed only 51 rushing yards on 21 carries, an average of just 2.4 yards per attempt.

►**vs. Miami (10/17):** Had a career-high eight tackles (seven solo) and a pass defended...With the defensive line depleted by injuries, participated in 77 plays...Tipped a short pass intended for WR Brandon Marshall on third down in the second quarter to force a punt.

►**vs. Minnesota (10/24):** Finished with five tackles (two solo) and a QB pressure while again carrying the load on the defensive front in terms of playing time...Participated in 65 plays with Jenkins out (calf) after pregame warmups and Pickett (ankle) sidelined after just seven plays...Praised by the coaching staff for his efforts and endurance following the game.

►**at New York Jets (10/31):** Started at NT and had three tackles (two solo)...Key part of the defensive efforts up front that held New York to 119 yards rushing, the Jets' second-lowest output of the season. Of that total, 37 came on a 20-yard scramble by the QB and a 17-yard run off a fake punt...RB duo of LaDainian Tomlinson and Shonn Greene combined for just 76 yards on 22 carries...Entire defense awarded a game ball after the contest.

►**vs. Dallas (11/7):** Started and saw action in 30 plays, registering three tackles (one solo)...Also had a tackle for a loss...Part of a defensive swarm that held the Cowboys to 39 yards rushing on 14 carries.

►**at Minnesota (11/21):** Started and again easily led the defensive front in participation, holding down the nose for 47 plays...Recorded five tackles (two solo), one tackle for a loss, two QB hits and a pressure...Set the tone for a stellar day for the defense on the first play, shedding two blockers and drilling Pro Bowl RB Adrian Peterson for no gain.

►**at Atlanta (11/28):** Again carried the load on the defensive front, seeing action in 51 plays...Had four tackles (two solo).

►**vs. San Francisco (12/5):** Recorded four tackles (two solo), a sack, a QB hit and a pressure...Crashed through a pair of blockers to sack QB Troy Smith for a 6-yard loss late in the fourth quarter. On the next play, Smith would throw an INT to S Nick Collins, allowing the Packers to run out the clock.

►**at Detroit (12/12):** Started and had three tackles (one solo)...Again paced the defensive front by participating in 59 plays.

►**at New England (12/19):** Turned in one of the finest games of his career while returning to the region where he played as a collegian, recording six tackles (five solo, one tackle for a loss), a career-best two sacks, two QB hits and a pressure...Again led the defensive front in participation with 39 plays...Became a disruptive presence immediately, sacking Tom Brady on the Patriots' fourth play from scrimmage, dropping the QB for a 7-yard loss...On the first play of the next drive, dumped RB BenJarvus Green-Ellis for no gain...Sacked Brady again in the third quarter, twisting the QB to the turf for an 10-yard loss on third down. Forced a punt, and on the ensuing drive the Packers would march 11 plays for a FG to increase their lead to 27-21.

►**vs. New York Giants (12/26):** Had another outstanding performance, holding the point as part of a defense that held the Giants to 90 yards rushing on 21 carries. It was only the second time in 2010 that New York did not reach 100 yards. The Giants entered the game averaging 144.9 yards per contest, fifth in the NFL...Recorded four tackles (three solo), a sack, a QB hit and two QB pressures...Crashed through the line to sack QB Eli Manning for a 5-yard loss to the New York 7 late in the third quarter.

►**vs. Chicago (1/2/11):** Continues to stack impressive games, with four tackles (one solo) – including one for a loss – two QB hits, a QB pressure, and a pass defended...Stuffed RB Matt Forte for no gain at the Green Bay 4 in the second quarter, and three plays later the Bears were forced to settle for a FG, Chicago's lone points of the game...In a hard-fought contest, part of an outstanding day by the defense, which held the Bears to just a FG, 227

total yards, an average of 3.5 yards per play and 117 net yards passing... In the second half, Chicago posted 97 yards with one play over 12 yards.

►**NFC WILD CARD, at Philadelphia (1/9/11):** Led the defensive line in participation with 45 plays, and with the defense only in its base configuration for one play was typically taking on multiple blockers...Recorded four tackles (three solo), a QB pressure and deflected a pass...Part of a defensive unit that held the Philadelphia to 16 points – the Eagles finished the season ranked No. 2 in the NFL in total offense and averaged 27.4 points per game – and 82 yards rushing. Also helped hold QB Michael Vick to 33 yards rushing and a 79.9 passer rating.

►**NFC DIVISIONAL, at Atlanta (1/15/11):** Served as lead blocker on RB John Kuhn's with 6:06 remaining in the second quarter...Had two tackles, a sack, a QB hit and a QB pressure.

►**NFC CHAMPIONSHIP, at Chicago (1/23/11):** Made perhaps the game's biggest play in the fourth quarter, intercepting QB Caleb Hanie and rumbling 18 yards for a TD to give the Packers a 21-7 lead...With under seven minutes remaining in the contest, dropped into coverage while CB Sam Shields blitzed. Stepped in front of a pass intended for Forte and sprinted to the end zone with the ball stretched out in his right hand, a TD that proved to be the winning points...In the contest, also posted three tackles, four QB hits and two QB pressures, part of a defense that only allowed 83 yards rushing and allowed the Bears to convert just 1-of-13 on third down.

12 Aaron Rodgers, QB, 6th Year, California

- In his third year as a starter, is established as one of the top passers in the NFL, with a rare blend of accuracy, mobility and poise.

- After ranking among the NFL's top passer throughout 2010, level of play has only increased in the postseason. His 86.1 completion percentage at Atlanta in the NFC Divisional playoff was the best in NFL postseason history for a QB with 35 or more attempts. His 10 TD passes in his first three career postseason games were also an NFL record.

- Combined in the 2010 playoffs, is 66-of-93 (71.0 pct.) for 790 yards, with six TDs, two INTs and a passer rating of 109.2.

- In the 2010 regular season, completed 312-of-475 attempts (65.7 percent) for 3,922 yards, with 28 TDs, 11 INTs, a long of 86 and a passer rating of 101.2.

- Finished season ranked third in the NFL in passer rating, second in average gain (8.26), sixth in completion percentage, tied for sixth in TDs, seventh in yardage, 10th in completions and 14th in attempts.

- Twice named NFC Offensive Player of the Week (Week 13 and Week 16) in 2010, and named NFC Offensive Player of the Month for December. One of three finalists for NFL FedEx Air Player of the Year.

- Ranked second on the team in rushing with 64 carries for 356 yards and four TDs. Only Philadelphia's Michael Vick, with nine, had more rushing TDs among NFL QBs. Is the first Packers QB since Tobin Rote (1954-56) to rush for over 300 yards in consecutive seasons. Has rushed for 30 or more yards in 11 games during his career.

- Over 47 career regular-season starts, has 25 games with a passer rating of 100.0 or better, and has thrown for 250 yards or more in 29 contests – including 14 games with over 300 yards.

- Has tossed three or more TDs in 14 games, including a career-high four at Minnesota, Nov. 21, and vs. the New York Giants, Dec. 26. With four TDs and zero INTs vs. the Giants, it was also his 10th game with three or more TDs and no interceptions. According to the Elias Sports Bureau, that is the most in NFL history by a QB within three seasons of his first start, topping the previous record of nine set by Kurt Warner (1999-2001).

- Fell 78 yards short of passing for 4,000 yards for the third straight season after missing all of Week 15 at New England and half of the game before at Detroit due to a concussion. With 12,394 yards since 2008, he ranks second in NFL history behind Warner (12,612, 1999-2001) for the most passing yards by a QB in his first three seasons as a starter.

- In 2010, also became the first Green Bay QB to post back-to-back passer ratings of 100-plus in a season, with 103.2 in 2009 and 101.2 this year. Those marks only trail Bart Starr's 105.0 from 1966 for a season in franchise record books.

- Saw his career-high streak of consecutive attempts without an INT come to an end in the first quarter at Detroit at 181. Last INT had come at the

end of the first half vs. Minnesota, Oct. 24, a span of five straight starts. The last Packers QB to not throw an INT in five consecutive starts was Starr in 1966, who also holds the team record for consecutive attempts without an INT (294).

▶**at Philadelphia (9/12):** Completed 19-of-31 passes for 188 yards with two TDs and a pair of INTs...Finished with a passer rating of 73.1...Also had five carries for 9 yards, and was sacked three times...TD passes included a 6-yard strike to WR Donald Driver – the 60th scoring toss of the QB's brief career – to give the Packers a 10-3 lead, and lofting a 32-yard pass to WR Greg Jennings...The 40th game played of his career.

▶**vs. Buffalo (9/19):** After what he termed a subpar day in the opener, bounced back by completing 19-of-29 for 255 yards, with two TDs and a 116.3 passer rating...Also rushed for 20 yards on five carries, with a 9-yard TD. Rushing TD was the 10th of his career...Went over 9,000 career passing yards, finishing the game with 9,244...Completed passes to eight different targets.

▶**at Chicago (9/27):** Completed 34-of-45 passes for 316 yards with a TD and an INT, for a passer rating of 92.5...Posted the 10th game of his career with 300 passing yards or more...Also rushed for 20 yards on two carries with a TD...Only the second time in his career he had 300 yards passing, a rushing TD and a passing TD in the same game, (joining at Pittsburgh, 12/20/09)...Rushing total put him over 600 yards for his career...Lone INT came on 'Hail Mary' pass at the end of the first half...Opened game with four-straight completions on first drive, punctuated with 7-yard strike to Jennings to give Packers a 7-0 lead...During the third quarter had a streak of 11 straight completions...Capped a 12-play, 72-yard march with a 3-yard lunge into the end zone to give the Packers a 17-14 lead with 6:52 remaining in the contest...Defeat gave him a 6-4 record as a starter in September.

▶**vs. Detroit (10/3):** Had a 105.3 passer rating, completing 12-of-17 for 181 yards with three TDs and a pair of INTs...Pass attempts limited in a victory where Packers had 40 total offensive plays and a time of possession of 22:23...Posted a perfect passer rating of 158.3 in the first half, going 8-of-9 for 131 yards and three TDs. It was the second time he achieved the feat, also had a 158.3 rating in the first half at Cleveland in 2009 (10/25/09)...Also rushed for 20 yards on three carries, including a 16-yard burst...The third straight game he reached 20 rushing yards.

▶**at Washington (10/10):** Had 293 passing yards on 27-of-46 attempts, with a TD and an INT for a passer rating of 75.7...Pass attempts were the second-most of his career, trailing only the 48 he had at Pittsburgh (12/20/09)...Also had four carries for 30 rushing yards, the eighth time in his career he has reached that total or more...Completed passes to nine different targets, and had four completions of 20 yards or more, including a 35-yard strike to WR James Jones...Capped the Packers' second drive with a five-yard scoring toss to TE Donald Lee...Worked a quick passing attack in the first half, completing 14 of 25 for 152 yards, with a TD...Set up a final FG attempt in regulation with two completions to TE Andrew Quarless for 29 yards and a 14-yard scramble on a 44 yard march that took 56 seconds...Suffered a concussion on the Packers' final play from scrimmage in OT while being hit on a throw that was intercepted by S LaRon Landry at the Green Bay 39. Turnover led to Washington's game-winning FG.

▶**vs. Miami (10/17):** Missed practice time during the week under observation following the concussion suffered at Washington, but returned to notch 38th consecutive start...Finished with 313 yards while completing 18-of-33 with a TD and an INT, for a passer rating of 84.5...The 11th game of his career with 300 passing yards or more...86-yard TD pass to Jennings was the longest of his career, and was the first play following an INT by CB Tramon Williams with 1:17 remaining in the opening quarter...Had five completions of 20 yards or more...Completed 6 of 8 for 66 yards on a drive that led to a 26-yard FG to tie the game at 13 early in the final quarter...On the final possession of regulation, engineered a 69-yard drive in 12 plays, including a 24-yard strike to WR Jordy Nelson and a 20-yard completion to Jennings on fourth-and-7. Capped the drive with a sneak up the middle on 4th-and-goal from the 1 with 13 seconds remaining to send the game into OT.

▶**vs. Minnesota (10/24):** Led the Packers to victory while completing 21-of-34 for 295 yards, with two TDs and a pair of INTs...Recorded a passer rat-

ing of 84.8...Had four completions of 20 yards or more...Led the Packers to 268 yards of offense in the first half, a high at this point for 2010...Completed his first four passes for 54 yards before being intercepted by DE Jared Allen at the Minnesota 18 on a screen pass intended for RB Dimitri Nance...Bounced back on the next drive with completions of 24 yards to Jennings and 45 yards to Jones to set up a 1-yard TD plunge by Jackson...On the Packers' next possession, would complete a 32-yard strike to Jones on first down, followed by a 36-yard catch-and-run off a screen by Jackson, setting up a 9-yard TD pass to Quarless early in the second quarter to take a 14-7 advantage...In the third quarter, an A.J. Hawk INT would lead to a 14-yard TD toss to Jennings on an inside slant. The TD put the Packers ahead 21-17, a lead Green Bay would never relinquish.

▶**at New York Jets (10/31):** With Green Bay posting its first shutout on the road since 2001, led a patient offensive attack that did not commit a turnover against a stout defense that entered the game ranked No. 1 in the NFL in takeaway-giveaway differential...Completed 15-of-34 attempts for 170 yards with a long of 30, recording a 59.7 passer rating...Set up Crosby's first FG with a 30-yard strike to Jennings...Found Nelson on a 14-yard completion in the fourth quarter. Relatively short completion was one of the game's biggest plays, moving the chains for a first down on third-and-6 with 8:16 remaining. Connected with Nelson in the middle of the field despite taking a hard hit in the chest from blitzing LB David Harris. The 34-yard march, set up by an INT by CB Charles Woodson, resulted in a 41-yard FG by Crosby to put Packers ahead, 6-0...Improved career mark to 7-4 as a starter in October.

▶**vs. Dallas (11/7):** Turned in his top performance of the season to date, completing 27-of-34 for 289 yards and three TDs, for a passer rating of 131.5...Also rushed for a season-high 41 yards on five carries, an average of 8.2 per attempt, including a 27-yard rush on the first TD drive that is his longest of 2010 up to this point...Completed 16 of 18 to six different targets for 174 yards with a pair of TDs in the first half for a 144.0 passer rating, as the Packers built a 28-7 lead...Departed the contest with 8:53 remaining and the Packers holding a commanding lead...Engineered a 21-point flurry by the offense in the second quarter...First TD pass came on a check-down to Jackson, who bolted past LB Sean Lee for a 9-yard score to cap an eight-play, 63-yard march...Set up second TD on a seven-play, 80-yard drive later in the second quarter. Included consecutive receptions by Jones of 22 and 31 yards, setting up a short TD dive by Jackson for a 14-0 lead...On the ensuing Green Bay march, completed 6 of 7, with a deep strike down the sideline for 33 yards to Jennings causing the most damage. Found Jennings again two plays later on an 8-yard post route to make it 21-0...Third TD came on a slant to Jones in third quarter, a 10-yard strike for a 35-7 lead...Final series before exiting the game was a 16-play, 80-yard march that was capped by a 26-yard FG by Crosby...Packers converted nine of first 11 third-down conversions and 10-of-15 overall (67 percent), the club's highest since converting 71.4 percent vs. Cleveland, 9/18/05.

▶**at Minnesota (11/21):** Played one of the finer games of career, completing 22-of-31 for 301 yards and a regular-season, career-best 4 TDs...Also posted a season-high 141.3 passer rating...After a sluggish first quarter for the offense, first big play was a 47-yard connection to Jennings on the right sideline where the WR went over a defender, juggled the ball and came down with it before gaining another 10 yards. Completion led to a 42-yard FG by Crosby...Escaped the rush on an 11-yard TD strike to Jennings for the Packers first TD, throwing the strike to the end zone while rolling to his left. Was 6-for-8 on the 80-yard drive, including a 39-yard completion to Jones on the sideline...After an INT by Williams, the Packers took over with 58 seconds remaining in the first half. Engineered a six-play drive, capped by a 3-yard fade to the right corner to Jones with five seconds left in the quarter...Just six plays into the third quarter, on a short route found Jennings, who turned around a defender and sprinted past S Madiue Williams for a 46-yard TD. The WR was able to jog the final 10 yards...Rapid scoring drive came in the final quarter after the Packers took over on downs. An 8-yard completion to Driver moved the chains to continue the six-play march, and three plays later a 22-yard spiral put on the fingertips of Jennings pushed the Packers ahead, 31-3...Exited the game following the drive.

▶**at Atlanta (11/28):** Posted a 114.5 passer rating, completing 26-of-35 for

a season-high 344 yards and a TD...Also led the team in rushing with 51 yards on 12 carries with a TD and continually created extra time in the pocket by scrambling...Posted back-to-back 300-yard passing performances for the first time in 2010, and did not throw an INT for the fourth straight contest, a streak of 147 attempts. Also notched third consecutive game with triple-digit passer rating...Completed passes to eight different players, with Jennings, Jones and Nelson each having five grabs... Engineered a 16-play, 90-yard drive late in the fourth quarter to tie the game at 17, completing 8-of-12 on the march while also rushing for a first down. Operating out of the no-huddle for most of the drive, found Jones with a shovel pass for an 18-yard gain on fourth-and-1, and four plays later found Nelson with a 10-yard bullet in the corner of the end zone...Also led the Packers on a TD drive in the third quarter, completing a 34-yard strike to Jennings off a flea-flicker and a lofted, 28-yard gain to Nelson on third-and-1 to the Atlanta 1. Capped the drive by scoring on a quick draw for his fourth rushing TD of 2010...In the second quarter, fumbled into the end zone after getting hit on a third-and-goal sneak at the Atlanta 1 that kept the game tied at 3. The loose ball was recovered by LB Mike Peterson.

►vs. **San Francisco (12/5)**: Continued his streak of excellent performances, completing 21-of-30, for 298 yards, three TDs and a passer rating of 135.1...Was named NFC Offensive Player of the Week...Had a pair of TD passes of over 55 yards for the first time in his career, and was the first Packers QB to do so since Brett Favre at Denver (79, 82, 10/29/07)... Recorded his fourth straight game with a 110-plus passer rating. It was the second time in his career he had done so (9/27-10/25/09), and joined Starr (9/18-10/9/66) as the only Packers QBs to achieve the feat. Passer rating over the last four contests is 131.3, the highest over a four-game stretch in a single season since Favre recorded 134.6 over a similar timeframe in 1995...Also did not throw an INT for the fifth consecutive game. The last Green Bay QB to go five straight contests without being picked off was Starr, in 1966...177 attempts without an INT moved him into the No. 2 spot in club record books ahead of Favre (163) and behind Starr (294)...Put the Packers on the scoreboard in the second quarter, finding Jennings for a 57-yard TD over CB Shawtae Spencer after a neutral zone infraction by the 49ers. The quick TD put Green Bay ahead, 7-6, with 7:02 remaining in the first half...Would lead the Packers to another TD on the following drive, setting up a 1-yard plunge by Kuhn after a 37-yard screen pass to Jackson, a career long for the RB. The TD capped a six-play, 50-yard march...A solid first half (12-of-20, 156 yards, TD), led to a torrid final two quarters. On the opening drive, connected with Driver for a 61-yard TD, where the WR broke several tackles before finally crashing into the end zone...On the ensuing drive, found Jennings for a 48-yard strike, then rolled out to flip a 1-yard TD to the WR to put the Packers ahead, 28-16. Would close the third quarter having gone 5-of-5 for 128 yards and a pair of TDs...Used a hard count to draw the San Francisco defense offsides five times...Also rushed for 39 yards on four carries...Completed a four-game stretch with a passer rating of 131.3, the highest over a four games in a single season since Brett Favre in 1995 (134.6).

►at **Detroit (12/12)**: Finished 7-of-11 for 46 yards and an INT before departing with a concussion...Knocked out of the game with just over three minutes remaining in the second quarter after an 18-yard scramble for a first down to the Green Bay 43. Failing to slide, he took hits by S Amari Spievey and LB Landon Johnson, with his head hitting the turf. After rising slowly, the Packers took a time out, and he stayed in the game, but was sacked for a 13-yard loss. After a handoff, on the next play he tossed a 4-yard completion to Jackson on third-and-17 and did not return...Replaced by backup QB Matt Flynn...Saw career-long streak 181 passes without an INT end when a deep pass to Jennings bounced out of the WR's hands and into the arms of Spievey in the first quarter. It was his first INT since his last throw of the first half against Minnesota in Week 7. The 22-quarter streak ranks No. 2 in club history, trailing only Starr's 294 attempts from 1964-65...On the play where he suffered the concussion, the 18-yard run did put him over the 300-yard rushing mark for the second straight year with 309 on 55 carries, the first Packers QB since Rote (1954-56) to rush for over 300 yards in consecutive seasons.

►at **New England (12/19)**: Inactive (concussion)...Snapped a streak of 45 consecutive starts, the fourth-longest streak among active QBs...Replaced

in the lineup by Flynn.

►vs. **New York Giants (12/26)**: Returned to action after sitting out the week before and turned in what he called the best performance of his career, completing 25-of-37 for a career-high 404 yards, four TDs and a 139.9 passer rating...Was named NFC Offensive Player of the Week..Yardage total was the most by a Green Bay QB in the regular season since Lynn Dickey posted 418 vs. Tampa Bay, 10/12/80, and it was the first 400-yard, four-TD, zero-INT performance in franchise history...It was also the 10th time in his career that he threw for three-plus TDs and zero INTs. According to the Elias Sports Bureau, that is the most in NFL history by a quarterback within three seasons of his first start, topping the previous record of nine set by Warner (1999-2001)...The 400-yard, four-TD day was only the third such game ever recorded against the Giants, and the first since 11/8/53, when QB Bobby Thomason of the Eagles threw for 437 yards and four TDs...Led the Packers to 515 total yards, the most since posting 548 at Oakland, 12/22/03...80-yard TD pass to Nelson in the first quarter was his second 80-yard TD of the season (86-yard TD to WR Greg Jennings vs. Miami in Week 6). He is the first Packers QB to throw 80-yard TD passes to two different players in a season since Starr in 1966...Pushed lead to 14-0 on a 3-yard TD strike to Jones, a 44-yard drive that included a 15-yard run for a first down to the New York 6. Gave an umpire's "safe" signal after sliding to avoid contact with a defender...On a third-quarter march, found Driver and Jennings for consecutive completions of 33 and 36 yards, respectively, and capped the march a few plays later with a 1-yard pass to Lee, where he scrambled to avoid the pass rush...In the fourth quarter, had completions of 24 and 16 yards to Jennings and Quarless to set up a 5-yard flip TD to Kuhn, and found Nelson for a 38-yard strike to the Giants 1 to close the following drive with a 1-yard plunge by Kuhn to ice the game...Spread completions out to nine targets, and had a pair of 100-yard receivers (Jennings with 142 and Nelson with 124), a first for Green Bay since Jennings and Driver both reached the total vs. Detroit, 12/28/08... Though departing in the first half with a concussion after attempting just 11 passes at Detroit and inactive the following week at New England, since Week 9 has completed 128-of-178 passes (71.9 pct.) for 1,682 yards, with 15 TDs and 1 INT and a 127.1 passer rating

►vs. **Chicago (1/2/11)**: Led Packers to 10th win of the season in a defense-dominated contest where he completed 19-of-28 for 229 yards, with 1 TD and an INT, with a passer rating of 89.7...Also led the club in rushing with 21 yards on seven carries...At his best on a fourth-quarter march that covered 75 yards in five plays. On third-and-3 from the Green Bay 32, found Driver for a 21-yard completion, then connected with Jennings on a 46-yard strike down the right sideline to the Chicago 1. On the next play, a play-action fake to Kuhn bought enough time to flip a short pass to Lee for what proved to be the game-winning TD...In the third quarter, fired a 33-yard completion to Jennings, again to the Chicago 1, but the Bears defense held and the Packers were forced to settle for a 23-yard FG by Crosby to tie the game at 3.

►**NFC WILD CARD, at Philadelphia (1/9/11)**: Led the Packers to his first post-season victory, with an efficient, 18-of-27, three-TD performance for 180 yards and a passer rating of 122.5 at windswept Lincoln Financial Field... Took the Packers on three TD drives, and built a 14-0 lead with marches of 68 and 57 yards in the first half...Completed 4-of-5 on the first scoring drive, finishing it off with a 7-yard TD toss to TE Tom Crabtree with 13 seconds remaining in the first quarter...Found Jones on a 9-yard scoring strike with 5:21 left in the second quarter, scrambling to extend the play before delivering the short flip to the WR. The TD pass capped a 12-play drive...On Green Bay's third TD drive, found Driver for receptions of 6 and 20 yards to move the chains, tossed a swing pass to Kuhn that picked up 16 and capped the march with a well-executed screen to Jackson that went 16 yards for a TD. It pushed Green Bay's lead to 21-10 with 7:33 remaining in the third quarter...Elected by teammates as one of the club's playoff captains.

►**NFC DIVISIONAL, at Atlanta (1/15/11)**: Had one of the finest playoff games for a QB in NFL history, completing 31-of-36 passes for 366 yards and three TDs without an INT in a nearly unstoppable performance...Recorded a passer rating of 136.8, the highest in league record books in the post-season for a QB with more than 35 attempts...Also rushed twice for 13 yards,

including a 7-yard TD, and constantly avoided pressure and threw with accuracy and poise when outside the pocket...Became first QB to pass for 350 yards, three TDs and zero INTs and add a rushing TD in the post-season...Completed passes to seven targets, and Jennings, Nelson, Driver and Jones each had 75 or more yards, becoming the first foursome in post-season history to do so...Was 10-for-10 on third down for 151 yards, with eight converting first downs...Had a record first half, completing 18-of-21 for 234 yards and a pair of TDs for a rating of 144.8, and at one point completed 11 consecutive passes...Led the Packers on marches of 81 and 92 yards in the opening two quarters, the first time in club playoff history Green Bay had a pair of scoring drives over 80 yards in the first half...First TD pass was a 6-yard catch-and-run by Nelson, where he dove to the pylon to cap a 13-play march at the start of the second quarter...After a 102-yard kickoff return by Eric Weems seemed to tilt the momentum to the Falcons, responded with a 10-play, 92-yard drive that included passes of 24 yards to Driver, 12 to Jennings and 34 yards to Jones. The march was punctuated by a 1-yard run by Kuhn to tie the game at 14...Green Bay would go ahead for good after an 80-yard march, finished off late in the second quarter with a leaping TD grab by Jones over CB Brent Grimes...Opened the second half by leading the Packers on a 12-play, 80-yard drive, completing 5-of-6 on the march, including converting third downs to Jones and Nelson with quick strikes. Finished off the drive with a 7-yard scramble to push the Packers ahead 35-14.

►**NFC CHAMPIONSHIP, at Chicago (1/23/11):** Completed 17-of-30 for 244 yards, with two INTs and a passer rating of 55.4. Had seven completions of 20 yards or more...Also rushed for 39 yards and a TD on seven carries...Picked up where left off in Atlanta, completing all four of his passes for 76 yards on the game's opening drive, an 84-yard march that he finished off by charging around left end for a 1-yard TD...Led Green Bay on a second TD drive early in the second quarter, completing passes of 16 yards to Jackson and 15 to Nelson to set up a 4-yard scoring run by Starks, pushing the Packers' lead to 14-0...One of his biggest plays may have been after being intercepted by LB Brian Urlacher on third-and-goal at the Chicago 6 in the third quarter. The QB tripped up Urlacher with a sliding tackle after a 39-yard return, and the Packers defense would force a punt three plays later. The turnover ended a 77-yard march.

Streaks & Milestones

- Is the lone QB in NFL history to throw for 4,000 yards in the first two seasons that he started a game (2008-09).
- In 2009 became the first QB in NFL history to throw 30 or more TDs, seven or fewer INTs, and rush for five TDs in the same season.
- His 4,434 passing yards last season rank No. 2 in franchise history behind only QB Lynn Dickey's 4,458 in 1984.
- Is only the second QB in franchise history (Brett Favre, 1998-99) to post back-to-back seasons with 4,000 yards passing.
- Is one of just three QBs in franchise annals to hit the 30-TD mark in a season (Dickey, 1983; Favre 1994-98, 2001, 2003-04).
- With a TD run at Atlanta, Nov. 28, has had four or more rushing TDs in three straight seasons, becoming just the second Packers QB to accomplish the feat (Tobin Rote, 1954-56).

37 Sam Shields, CB, Rookie, Miami

- Raw talent with exceptional speed opened the season as the team's nickel CB and has returned to action after being slowed by a calf injury for a couple of games in October.
- In 2010, posted 27 tackles (22 solo), nine passes defended and a QB pressure while starting five games as the third CB. Had a spectacular, one-handed INT vs. Dallas, Nov. 7, and picked off his second pass of the season vs. the Giants, Dec. 26.
- Had a 49-yard kickoff return vs. Dallas, and returned 21 kickoffs for 452 yards (21.5 avg.) on the season.
- Signed as a non-drafted free agent on April 30, following a college career that saw him make the transition from WR to CB prior to his senior year.
- at Philadelphia (9/12):** Started first NFL game at nickel CB and appeared in 65 plays...Teamed with S Morgan Burnett to be the first Packers' rookie safety/cornerback tandem to start in the secondary since Nick Collins and CB Mike Hawkins on Dec. 19, 2005 at Baltimore, and the first duo to

the open the season since the NFL/AFL merger... Had three tackles (one solo)...Praised by Head Coach Mike McCarthy following the game for a solid outing.

- vs. Buffalo (9/19):** Saw extensive playing time, recording a pair of solo tackles and a forced fumble.
- at Chicago (9/27):** Started as the nickel CB and had one tackle.
- vs. Detroit (10/3):** Inactive (calf).
- at Washington (10/10):** Inactive (calf).
- vs. Miami (10/17):** Returned to lineup and had four tackles and a pass defended.
- vs. Minnesota (10/24):** Started as nickel CB, his third start of 2010, and participated in 52 plays...Part of a defensive effort that held QB Brett Favre to a passer rating of 50.4.
- at New York Jets (10/31):** Participated in 38 plays as nickel CB and had one tackle.
- vs. Dallas [11/7]:** Made a memorable, one-handed INT of QB Jon Kitna at the Green Bay 37 late in the first quarter on a pass intended for WR Miles Austin, the first INT of his career. Turnover set up a quick drive for a TD that was capped by a Brandon Jackson scoring reception...Added a tackle and another pass defended...Also took over as the kick returner to open the second half, flashing his speed with a 49-yard burst. Caught the ball six-yards deep and took off before finally being dragged down by K David Buehler.
- at Minnesota (11/21):** Started at nickel CB and had a pair of tackles and two passes defended in a sterling performance for the defense, which allowed only 207 net yards passing.
- at Atlanta (11/28):** Participated in 25 plays as the nickel CB and had two tackles...Also returned four kickoffs for 87 yards (21.8 avg.)...Opened the second half with a 37-yard kickoff return. Fielded 5 yards deep in the end zone, appeared to have the potential for a much longer gain, but was finally tripped up by K Michael Koenen.
- vs. San Francisco (12/5):** Recorded a pass defended, participating in 37 plays on defense...Had three kickoff returns for 59 yards (19.7 avg.), including a 31-yard burst in the second quarter.
- at Detroit (12/12):** Participated in 54 plays and had five tackles (four solo)...Also returned two kickoffs for 47 yards (23.5 avg.), including a 31-yard burst to open the second half.
- at New England (12/19):** Participated in 28 plays on defense, posting four solo tackles and a pass defended...Part of a defensive unit that helped hold QB Tom Brady and the Patriots passing game to 136 net yards...Also returned six kickoffs for 128 yards (21.3 avg.), including shaking loose for a 45-yard burst in the fourth quarter.
- vs. New York Giants (12/26):** Had two solo tackles and the second INT of his career, picking off QB Eli Manning on a deep pass intended for WR Derek Hagan. The turnover gave the offense the ball at the New York 46 with 9:47 remaining in the contest, leading to a five-play, 46-yard drive that was capped by a 5-yard TD reception by RB John Kuhn. The TD gave Green Bay a commanding, 38-17 lead.
- vs. Chicago (1/2/11):** Started as the Packers opened in a nickel formation...Participated in 50 plays with Charles Woodson often blitzing, and had a pass defended...In a hard-fought contest, part of an outstanding day by the defense, which held the Bears to just a FG, 227 total yards, an average of 3.5 yards per play and 117 net yards passing...In the second half, Chicago posted 97 yards with one play over 12 yards.
- NFC WILD CARD, at Philadelphia (1/9/11):** Started as the Packers opened in a nickel formation, and participated in 60 plays...Recorded two tackles and a pair of passes defended...Made one of his most memorable plays of the year in the first quarter, leaping with Jeremy Maclin on a well-thrown deep pass on the right sideline and stripping the ball from the WR's hands as they both tumbled to the turf.
- NFC DIVISIONAL at Atlanta (1/15/11):** Participated in 41 plays, recording four stops and a pass defended.
- NFC CHAMPIONSHIP, at Chicago (1/23/11):** Had his most impressive performance of the season, notching four tackles (all solo), a sack, a forced fumble, two INTs and a pair of passes defended...Sacked QB Jay Cutler right before the 2-minute warning of the first half, dumping Cutler for an 8-yard loss on third-and-7. The hit caused a fumble, but RB Matt Forte recovered

the loose ball...On the Bears' following possession before halftime, Cutler went deep to WR Johnny Knox, but the CB made a leaping grab with both hands and fell to the turf with the ball at the Green Bay 3...In the fourth quarter, blitzed QB Caleb Hanie, forcing a quick pass that was intercepted by Raji. The NT raced 18 yards for a TD, putting the Packers ahead, 21-7... Late in the fourth quarter with Green Bay leading by a TD, Chicago faced fourth-and-5 at the Packers' 29. The CB cut in front of Knox at the 12 for the game-clinching INT and returned it 32 yards before sliding to the turf with 37 seconds remaining in the contest.

71 Josh Sitton, G, 3rd Year, Central Florida

- Powerful, 318-pound blocker has evolved into one of the top players along the offensive front and was named a Pro Bowl alternate.
- Started all 16 games this season, and every game since the start of 2009. Is the only player on either side of the ball to not miss a snap over the last two years, including the postseason.
- Rugged run-blocker also holds the point against inside pass rushers.
- ▶**at Philadelphia (9/12):** Had perhaps the most memorable block of the game, driving 300-pound DT Mike Patterson several yards back before knocking him to the turf on a 12-yard run by RB John Kuhn in the third quarter...Started at RG.
- ▶**vs. Buffalo (9/19):** Started at RG, helped hold Buffalo without a sack...20th start of his NFL career, all with Green Bay.
- ▶**at Chicago (9/27):** Started at RG as the Packers posted the second straight game without allowing a sack. Played on defense in goal-line situations.
- ▶**vs. Detroit (10/3):** Started at RG.
- ▶**at Washington (10/10):** Started at RG, as the Packers rushed for a season-high 157 yards on 17 carries.
- ▶**vs. Miami (10/17):** Started at RG.
- ▶**vs. Minnesota (10/24):** Started at RG, as the offensive line did not allow a sack.
- ▶**at New York Jets (10/31):** Started at RG.
- ▶**vs. Dallas (11/7):** Started at RG, part of an offensive line that allowed only one sack...Unit paved the way for the offense to post 415 net yards.
- ▶**at Minnesota (11/21):** Opened at RG, as the offense put up 31 points, 20 first downs and controlled the clock for 33:16 in the victory.
- ▶**at Atlanta (11/28):** Started at RG.
- ▶**vs. San Francisco (12/5):** Started at RG, helped pave the way for the offense to post 136 yards rushing, 410 total yards and control the clock for 37:11.
- ▶**at Detroit (12/12):** Started at RG.
- ▶**at New England (12/19):** Started at RG...Offensive line cleared a path for running game to record 143 net rushing yards on 38 carries and dominate the time of possession, holding the ball for 40:48.
- ▶**vs. New York Giants (12/26):** Started at RG...Part of an excellent performance by the offensive line against a formidable New York defensive front. Of the two sacks posted by the Giants, only one was offensive-line related, with the other being credited to New York after a fumble by QB Aaron Rodgers when the ball slipped out of his hand and was recovered by RB John Kuhn...Against a New York defense that entered the game ranked No. 2 in the NFL, the Packers recorded 27 first downs, 515 net yards and held the ball for 37:01 in the 45-17 victory.
- ▶**vs. Chicago (1/2/11):** Started at RG, completing the second straight season he opened every contest...In a hard-fought contest against a Chicago defense that entered the game ranked among the NFL's top 10, the offensive line helped the unit average 5.4 yards per play and surrendered just two sacks in the victory.
- ▶**NFC WILD CARD, at Philadelphia (1/9/11):** Started at RG...Part of an offensive line that paved the way for the Packers to rush for 138 yards on 32 carries (4.3 avg.), including 123 by RB James Starks, the highest postseason total in club history by a rookie...The offense also posted 309 total yards, successfully converting 8-of-13 third-down attempts.
- ▶**NFC DIVISIONAL, at Atlanta (1/15/11):** Started at RG...Part of a front line that cleared the way for a stellar day for the offense, with the unit totaling 28 first downs, posting 442 net yards, converting 4-of-6 opportunities in the red zone and controlling the clock for 38:19 in the 48-21 victory. The point total was the highest in the postseason in franchise history.
- ▶**NFC CHAMPIONSHIP, at Chicago (1/23/11):** Part of an offensive line that paved

the way for the offense to post 356 yards in the victory – including 120 rushing – control the clock for 34:04, and allow one sack.

27 Anthony Smith, S, 5th Year, Syracuse

- Veteran DB had played in 63 career games with 19 starts before being placed on injured reserve, Dec. 18.
 - Acquired in a trade with Jacksonville, Oct. 19, to shore up a S position that had been depleted by injuries.
 - Appeared in 46 career games with 14 starts in three seasons (2006-08) with the Steelers.
 - Signed with the Packers as a free agent in March 2009 but released in the final roster cutdown in September.
 - Played for St. Louis and Jacksonville during 2009 season and had appeared in three games with three starts for the Jaguars this season.
 - ▶**vs. Minnesota (10/24):** Pressed into action after arriving only days before the contest...Played on special teams and notched one tackle.
 - ▶**at New York Jets (10/31):** Made a key play in the contest on special teams in the first quarter, running down P Steve Weatherford on a fake punt after a 17-yard gain on fourth-and-18...It was originally ruled a first down, but a replay challenge showed that the punter had been pushed out of bounds a yard prior to the first down marker. The Packers took over on downs at the New York 36, and would take the lead five plays later on a 20-yard FG by K Mason Crosby...Appeared briefly on defense.
 - ▶**vs. Dallas (11/7):** Played on special teams, recording two tackles and a key block...Also registered two solo stops on defense while participating in 15 plays.
 - ▶**at Minnesota (11/21):** Played on special teams, but suffered an ankle injury in the first half and did not return...X-rays were negative.
 - ▶**at Atlanta (11/28):** Inactive (ankle).
 - ▶**vs. San Francisco (12/5):** Inactive (ankle).
 - ▶**at Detroit (12/12):** Inactive (ankle).
- TRANSACTION: Placed on injured reserve, Dec. 18 (ankle).

72 Jason Spitz, C/G, 5th Year, Louisville

- Versatile lineman provides valuable, experienced depth to the interior of the offensive front, having started at C and both G spots during his career.
- Adds depth and stability to the offensive line and can contribute at any of the three positions if needed.
- Won starting C position in training camp in 2009 but was placed on injured reserve with a back injury, Nov. 7.
- ▶**at Philadelphia (9/12) – vs. Minnesota (10/24):** Played on special teams.
- ▶**at New York Jets (10/31):** Played on special teams and on offense, coming in briefly for Daryn Colledge when the LG's shoe came off.
- ▶**vs. Dallas (11/7):** Played on special teams and saw action on offense at C in the fourth quarter.
- ▶**at Minnesota (11/21):** Played on special teams and entered the game on offense in the final quarter.
- ▶**at Atlanta (11/28):** Played on special teams.
- ▶**vs. San Francisco (12/5):** Played on special teams.
- ▶**at Detroit (12/12):** Inserted into the lineup after an injury to LG Daryn Colledge in the first quarter, but replaced by T.J. Lang in second half.
- ▶**at New England (12/19):** Played on special teams.
- ▶**vs. New York Giants (12/26):** Played on special teams.
- ▶**vs. Chicago (1/2/11):** Played on special teams.
- ▶**NFC WILD CARD, at Philadelphia (1/9/11):** Played on special teams, blocking for PATs and placements.
- ▶**NFC DIVISIONAL, at Atlanta (1/15/11):** Played on special teams.
- ▶**NFC CHAMPIONSHIP, at Chicago (1/23/11):** Played on special teams.

44 James Starks, RB, Rookie, Buffalo

- Had a memorable postseason debut in the Wild Card playoff at Philadelphia, setting a club record for rookies for rushing yardage in the playoffs with 123 on 23 carries. Became first Green Bay rookie RB to rush for over 100 yards in the postseason. Followed it up with 66 yards on 25 carries in the Divisional playoffs at Atlanta, and pounded out 74 yards on 22 attempts at Chicago in the NFC Championship.
- Sixth-round draft pick was solid in his first game action in almost two

years vs. San Francisco, Dec. 5, rushing for 73 yards on 18 carries.

- In 2010, rushed for 101 yards on 29 carries (3.5 avg.) and added two catches for 15 yards.

- Inactive for four games this season and played in three after being activated to the roster from the physically unable to perform list, Nov. 9...Prior to being activated, began practicing for the previous three weeks for the first time since OTAs.

- Suffered a right hamstring strain during practice May 18 and was placed on active/PUP at the start of training camp...Later transferred to reserve/PUP at the first roster reduction on Aug. 31.

- Very productive during his college career before sustaining a shoulder injury that caused him to miss his senior season. Appeared in 36 games at Buffalo from 2006-09, finishing as the leading rusher in school history with 698 carries for 3,140 yards (4.5 avg.) and 34 TDs in three seasons.

- ▶ **at Minnesota (11/21):** Inactive.

- ▶ **at Atlanta (11/28):** Inactive.

- ▶ **vs. San Francisco (12/5):** Served as RB Brandon Jackson's chief backup with Dimitri Nance declared inactive, and responded with 73 yards on 18 carries...Yardage total was the most for a Green Bay rookie RB in his first game since Ralph Earhart had 78 in his debut at Boston, 9/17/48... Attempts tied Jackson (vs. Phil. in Week 1) for the most carries in 2010... Had strong showing on 17-play, 74-yard drive in the fourth quarter that milked 8:35 off the clock. Carried the ball nine times for 35 yards on the march and picked up a pair of first downs. Also shook loose for a 16-yard burst by bouncing out around the right end...Had six rushes for 29 yards in the first half...Also played on special teams, including fielding a pair of short kickoffs and returning them for a 12.5 avg.

- ▶ **at Detroit (12/12):** Had six carries for 8 yards.

- ▶ **at New England (12/19):** Inactive.

- ▶ **vs. New York Giants (12/26):** Inactive.

- ▶ **vs. Chicago (1/2/11):** Returned to the active roster and rushed for 20 yards on five carries (4.0 avg.) and added two receptions for 15 yards (7.5 avg.)...First two catches of his career included a 12-yard burst off a short pass up the middle in the first quarter...Opened the Packers' first scoring drive with a 4-yard carry, a march that culminated with a 23-yard FG by Mason Crosby with 2:39 remaining in the third quarter.

- ▶ **NFC WILD CARD, at Philadelphia (1/9/11):** Had the top rushing day for a rookie in franchise playoff history, gaining 123 yards on 23 carries (5.3 avg.) and adding 9 yards on two receptions...First carry was a 27-yard burst over the left side in the opening quarter, a drive where he would have four attempts for 36 yards. The march would be capped by a 7-yard TD grab by TE Tom Crabtree, giving the Packers a 7-0 lead...Had 15 yards on the Packers' next scoring march, including sliding off right tackle for 6 yards to pick up a first down at the Philadelphia 22. Four plays later, QB Aaron Rodgers would find WR James Jones for a 9-yard TD strike to put Green Bay ahead, 14-0...Pounded out 32 yards on five rushes on the Packers' final scoring drive, an 11-play march that took 6:17 off the clock. A 16-yard TD off a screen pass by Jackson pushed the lead to 21-10 with 7:33 remaining in the third quarter...Had eight carries for 30 yards in the final quarter.

- ▶ **NFC DIVISIONAL, at Atlanta (1/15/11):** Rushed for 66 yards on 25 carries (2.6 avg.), and provided enough of a steady rushing threat to create a banner day for the passing game...Had five carries for 15 yards on the Packers' first TD drive...Rushed for 27 yards on four attempts on Green Bay's opening march of the second half, an 80-yard, 12-play drive that was capped by a 7-yard scramble by Rodgers...Carried the ball nine times for 19 yards in the fourth quarter.

- ▶ **NFC CHAMPIONSHIP, at Chicago (1/23/11):** Continued to be the spark for a consistent running game to balance the offensive attack, rushing for 74 yards on 22 carries, including a TD, his first in the NFL...Had two carries for a total of 7 yards and a 6-yard gain off a short pass from Rodgers on the Packers' first TD drive...Ripped off a 16-yard gain later in the first quarter, his longest rush of the game...Capped a five-play, 44-yard march with a 4-yard TD run early in the second quarter, putting the Packers ahead, 14-0. On the drive, three times for 18 yards...Pounded out 55 yards on 12 attempts in the first half...Also returned two kickoffs for 30 yards.

16 Brett Swain, WR, 2nd Year, San Diego State

- Key contributor on special teams had seven tackles on the coverage units in 2010, and over the last half of the season saw more action on offense in multiple-WR sets, including getting the first start of his career at New England, Dec. 19.

- Had the first reception of his career at New York, Oct. 31, and for the season had six grabs for 72 yards (12.0 avg.).

- A seventh-round draft choice in 2008, made the roster as the No. 5 WR in 2009 but suffered a season-ending knee injury while covering a kickoff in Week 7 at Cleveland and was placed on injured reserve.

- ▶ **at Philadelphia (9/12):** Contributed on special teams.

- ▶ **vs. Buffalo (9/19):** Played on special teams and credited by special teams coaches for his physical play while blocking on kickoff returns.

- ▶ **at Chicago (9/27):** Played on special teams.

- ▶ **vs. Detroit (10/3):** Played on special teams and had one tackle.

- ▶ **at Washington (10/10):** Played on special teams.

- ▶ **vs. Miami (10/17):** Had one special teams tackle.

- ▶ **vs. Minnesota (10/24):** Posted one special teams stop.

- ▶ **at New York Jets (10/31):** With Donald Driver suffering an injured quadriceps, saw extended action at WR and had one catch for 12 yards, the first reception of his career...Also had a tackle on special teams.

- ▶ **vs. Dallas (11/7):** Part of the rotation at WR with starter Donald Driver on the inactive list with a quadriceps injury...Had one grab for 2 yards.

- ▶ **at Minnesota (11/21):** Had one catch for zero yards.

- ▶ **at Atlanta (11/28):** With offense utilizing no-huddle and five-WR set extensively throughout the contest, saw extended playing time, and posted career highs with two receptions for 40 yards...Shook loose for a 31-yard catch off a slant in the second quarter, cutting inside a defender after a short reception and breaking for a long gain.

- ▶ **vs. San Francisco (12/5):** Had one special teams tackle.

- ▶ **at Detroit (12/12):** Had one catch for 12 yards.

- ▶ **at New England (12/19):** Started the first game of his career, with offense opening in five-WR set...Had one catch for 6 yards, a quick flip from QB Matt Flynn in the fourth quarter...Also played on special teams.

- ▶ **vs. New York Giants (12/26):** Played on offense and special teams.

- ▶ **vs. Chicago (1/2/11):** Played primarily on special teams, notching one tackle, teaming with Nick Collins to drag down Danieal Manning after a 28-yard kick return in the third quarter...Part of a coverage unit that had an excellent day against one of the NFL's top return teams...On kickoff returns, Manning averaged 15.5 yards on two returns.

- ▶ **NFC WILD CARD, at Philadelphia (1/9/11):** Played on special teams.

- ▶ **NFC DIVISIONAL, at Atlanta (1/15/11):** Played on special teams and had a pair of tackles.

- ▶ **NFC CHAMPIONSHIP, at Chicago (1/23/11):** Played on special teams, recording one tackle...Also made a key recovery of a fumbled punt by Tramon Williams in the third quarter, who tried to field the ball after it had bounced. Swain jumped on the loose ball at the Green Bay 27.

65 Mark Tauscher, T, 11th Year, Wisconsin

- A solid veteran blocker who opened the season as the Packers' starter at RT for the 10th time in the last 11 years, but was unable to overcome a mid-season shoulder injury and placed on injured reserve, Nov. 12.

- Inactive for five games with a shoulder injury.

- Started eight games at RT in 2009 after joining the team in Week 6, following rehabilitation of a season-ending knee injury that caused him to miss the final three games of 2008.

- ▶ **at Philadelphia (9/12):** Started at RT.

- ▶ **vs. Buffalo (9/19):** Started the 130th game of his career...Part of an offensive line that held the Bills without a sack.

- ▶ **at Chicago (9/27):** Started at RT.

- ▶ **vs. Detroit (10/3):** Started at RT, the 134th game played of his career.

- ▶ **at Washington (10/10) – vs. Dallas [11/7]:** Inactive (shoulder).

- TRANSACTION:** Placed on injured reserve, Nov. 12, (shoulder).

28 Brandon Underwood, CB, 2nd Year, Cincinnati

- Young defender appeared primed to be the team's nickel CB, but got off to a slow start because of the shoulder injury that he suffered in the preseason vs. Indianapolis (Aug. 26).

- Saw action in 12 games, all on special teams, and ranked fourth on the team with 11 stops.
- Appeared in 11 games as a rookie in 2009, mostly on special teams, where he posted nine tackles.
- ▶ **at Philadelphia (9/12):** Inactive (shoulder).
- ▶ **vs. Buffalo (9/19):** Inactive (shoulder).
- ▶ **at Chicago (9/27):** Played for the first time this season, on special teams.
- ▶ **vs. Detroit (10/3):** Played on special teams and had two tackles.
- ▶ **at Washington (10/10):** Played on special teams and had a tackle.
- ▶ **vs. Miami (10/17):** Played on special teams and had one assisted tackle.
- ▶ **vs. Minnesota (10/24):** Played on special teams.
- ▶ **at New York Jets (10/31):** Inactive.
- ▶ **vs. Dallas (11/7):** Played on special teams and had one tackle.
- ▶ **at Minnesota (11/21):** Inactive.
- ▶ **at Atlanta (11/28):** Played on special teams and had a pair of tackles.
- ▶ **vs. San Francisco (12/5):** Played on special teams and had one tackle on kickoff coverage, stopping WR Ted Ginn.
- ▶ **at Detroit (12/12):** Played on special teams.
- ▶ **at New England (12/19):** Played on special teams.
- ▶ **vs. New York Giants (12/26):** Had two special teams tackles...Part of an excellent day for the special teams coverage units, which held the Giants to an average of 18.6 on eight kickoff returns, and 4.3 on three punt returns.
- ▶ **vs. Chicago (1/2/11):** Played on special teams, posting a tackle on kickoff coverage...Part of a coverage unit that had an excellent day against one of the NFL's top return teams...Helped hold PR Devin Hester in check for the majority of the contest, as the unit downed four punts inside the 20 and helped P Tim Masthay post a 36.6 net average. On kickoff returns, Danieal Manning averaged 15.5 yards on two returns...Blocking helped spring CB Tramon Williams for a 41-yard punt return in the third quarter, setting up a 23-yard FG by K Mason Crosby that tied the game.
- ▶ **NFC WILD CARD, at Philadelphia (1/9/11):** Played on special teams.
- ▶ **NFC DIVISIONAL PLAYOFF, at Atlanta (1/15/11):** Played on special teams and had one stop.
- ▶ **NFC CHAMPIONSHIP, at Chicago (1/23/11):** Had a pair of special teams tackles on punt coverage, including dropping Hester after an 11-yard pickup at the Chicago 29 with 2:53 remaining in the contest. The 58-yard punt from the Green Bay 24, and the coverage, helped keep the Bears deep in their territory with the Packers holding a 21-14 lead.

93 Erik Walden, LB, 3rd Year, Middle Tennessee State

- Signed Oct. 27 and has played in 36 career regular-season games, including eight this season with the Packers, seeing action on special teams and defense.
- With the Packers, has 31 tackles (19 solo), three sacks, five QB hits and three tackles for a loss.
- Has started two games this season, including the finale vs. Chicago, where he turned in a memorable performance and was named the NFC Defensive Player of the Week.
- Drafted in the sixth round (167th overall) by Dallas in 2008, was claimed by Kansas City after being released by Dallas in the final roster cutdown in August 2008.
- Played in nine games for the Chiefs in 2008 before being released in November of that season, and was then claimed by Miami, where he appeared in six games. Played in 11 games for the Dolphins in 2009 and two contests for Miami earlier this season.
- ▶ **at New York Jets (10/31):** Played briefly on defense, at RDE in pass-rushing situations, and also on special teams...Had one tackle on kickoff coverage.
- ▶ **vs. Dallas (11/7):** Appeared in 14 plays on defense, primarily in the fourth quarter, and posted two tackles...Also had a stop on special teams.
- ▶ **at Minnesota (11/21):** Played on special teams and had one tackle...Also appeared on defense in nickel packages and in the final quarter with the Packers holding a commanding lead.
- ▶ **at Atlanta (11/28):** Played on special teams and had one tackle and one assisted stop on the coverage units.
- ▶ **vs. San Francisco (12/5):** Played on special teams, and briefly on defense... Had one tackle on punt coverage.
- ▶ **at Detroit (12/12):** Saw his most extensive action of the season on defense

after Frank Zombo went down with a knee injury in the second half... Participated in 17 plays and had a pair of tackles...Also played on special teams, and earned high marks for his blocking on the return units.

▶ **at New England (12/19):** With Zombo on the inactive list (knee), started and had a team-high nine tackles (five solo) while participating in 37 plays... First start of his NFL career...Part of a defensive effort that held the Patriots to 14 first downs and 249 net yards...Also played on special teams.

▶ **vs. New York Giants (12/26):** Despite being listed as questionable throughout the week with a quadriceps injury and being limited in practice, with Zombo still sidelined (knee) participated in 28 plays on defense and had two solo tackles and a pair of tackles.

▶ **vs. Chicago (1/2/11):** Started and led the club with 16 tackles (12 solo) and adding 2.5 sacks, five QB hits and three tackles for a loss in a performance where he went from a relative unknown to a key reliever when needed... Ranged from sideline to sideline making plays, and provided a strong pass rush...In the second quarter, steamed around Chicago LT Frank Omiyale on third-and-goal from the Green Bay 4 to sack QB Jay Cutler, with the 8-yard loss forcing the Bears to settle for a FG...Nabbed Cutler again at the Green Bay 24 in the third quarter on second-and-20 after a 1-yard gain, and two plays later S Charlie Peprah intercepted the QB in the end zone to keep the Bears' lead at just 3-0...Chased down WR Rashied Davis after a 9-yard gain on third-and-10 to force a punt with just over six minutes remaining in the third quarter, and CB Tramon Williams would return the punt 41 yards to set up the Packers' first points, a 23-yard FG by K Mason Crosby...Had a memorable three plays on Chicago's next possession in the third quarter. After a long kickoff return put the Bears at midfield to open the drive, teamed with DT Howard Green to split a 9-yard sack on first down. On second down, tackled TE Greg Olson after a 4-yard gain. On third down, wrapped up Cutler again for an 11-yard sack, forcing a punt.

▶ **NFC WILD CARD, at Philadelphia (1/9/11):** Started at ROLB and had a team-high eight tackles (five solo), a sack, a QB hit and a forced fumble...On the Eagles' first possession, dragged down QB Michael Vick for a sack as he tried to scramble out of the pocket on third down, forcing a punt...On the Eagles' next drive, tackled RB LeSean McCoy on third-and-9 and caused a fumble that was recovered by T Winston Justice, again forcing a punt... Teamed with A.J. Hawk in bringing heavy pressure to force Vick to throw an incompleteness on the Eagles' two-point conversion attempt in the fourth quarter.

▶ **NFC DIVISIONAL, at Atlanta (1/15/11):** Started and recorded four tackles, three QB hits and a pair of QB pressures while participating in 51 plays.

▶ **NFC CHAMPIONSHIP, at Chicago (1/23/11):** Had three tackles (two solo) and two QB hits while participating in 33 plays. Left the field in the third quarter with an injured ankle and did not return...Made back-to-back tackles of Cutler after the QB scrambled out of the backfield on a second-quarter drive, forcing a punt on the next play.

63 Scott Wells, C, 7th Year, Tennessee

- Consistent starter at C is considered by the coaching staff to be one of the top players on the offensive front.
- Responsible for calling out the majority of the blocking assignments at the line of scrimmage.
- Has opened 30 straight regular-season contests, and recently reached the 80th start of his career.
- ▶ **at Philadelphia (9/12):** Started at C.
- ▶ **vs. Buffalo (9/19):** Started at C...Part of an offensive line that did not allow a sack.
- ▶ **at Chicago (9/27):** Started at C, as the Packers did not allow a sack for the second straight week.
- ▶ **vs. Detroit (10/3):** Opened game at C.
- ▶ **at Washington (10/10):** Started at C.
- ▶ **vs. Miami (10/17):** Started at C.
- ▶ **vs. Minnesota (10/24):** Started at C, part of an offensive line that did not allow a sack...The 75th start of his career.
- ▶ **at New York Jets (10/31):** Started at C.
- ▶ **vs. Dallas (11/7):** Started and part of an offensive front that only allowed one sack.
- ▶ **at Minnesota (11/21):** Started at C...Part of an offensive line that paved the

way for an excellent day for the offense, including 20 first downs, 374 net yards and 33:16 time of possession.

▶**at Atlanta (11/28):** Started at C, the 90th game of his NFL career.

▶**vs. San Francisco (12/5):** Started at C, helping pave the way for a rushing attack that recorded 136 yards, and an offense that had 410 net yards and held the ball for 37:11.

▶**at Detroit (12/12):** Started at C.

▶**at New England (12/19):** Opened at C, and part of an offensive front that paved the way for a running game that rushed for 143 yards on 38 carries, with the Packers posting a time of possession of 40:48.

▶**vs. New York Giants (12/26):** Part of an excellent performance by the offensive-line against a formidable New York defensive front. Of the two sacks posted by the Giants, only one was offensive line related, with the other being credited to New York after a fumble by QB Aaron Rodgers when the ball slipped out of his hand and was recovered by RB John Kuhn...Against a New York defense that entered the game ranked No. 2 in the NFL, the Packers recorded 27 first downs, 515 net yards and held the ball for 37:01 in the 45-17 victory.

▶**vs. Chicago (1/2/11):** Started at C...In a hard-fought contest against a Chicago defense that entered the game ranked among the NFL's top 10, the offensive line helped the unit average 5.4 yards per play and surrendered just two sacks in the victory.

▶**NFC WILD CARD, at Philadelphia (1/9/11):** Part of an offensive line that paved the way for the Packers to rush for 138 yards on 32 carries (4.3 avg.), including 123 by RB James Starks, the highest postseason total in club history by a rookie...The offense also posted 309 total yards, successfully converting 8-of-13 third-down attempts.

▶**NFC DIVISIONAL, at Atlanta (1/15/11):** Started at C...Part of a front line that cleared the way for a stellar day for the offense, with the unit totaling 28 first downs, posting 442 net yards, converting four of six opportunities in the red zone and controlling the clock for 38:19 in the 48-21 victory. The point total was the highest in the postseason in franchise history.

▶**NFC CHAMPIONSHIP, at Chicago (1/23/11):** Part of an offensive line that paved the way for the offense to post 356 yards in the victory – including 120 rushing – control the clock for 34:04, and allow just one sack.

57 Matt Wilhelm, LB, 8th Year, Ohio State

• Signed Oct. 26 to bolster the linebacker corps, the 6-foot-4, 247-pound veteran has played in 89 regular-season games, with 23 starts.

• Drafted in the fourth round (112th overall) by San Diego in 2003, where he played in 71 games, with 21 starts, until 2008. Played in 11 games with one start last season with San Francisco.

• Had four special teams tackles this season.

▶**at New York Jets (10/31):** Played on special teams.

▶**vs. Dallas (11/7):** Played on special teams.

▶**at Minnesota (11/21):** Played on special teams.

▶**at Atlanta (11/28):** Played on special teams, notching one solo stop and one assisted tackle on the kickoff coverage unit.

▶**vs. San Francisco (12/5):** Inactive.

▶**at Detroit (12/12):** Inactive.

▶**at New England (12/19):** Played on special teams.

▶**vs. New York Giants (12/26):** Played on special teams and notched two tackles, one on punt coverage and one on kickoff coverage...Part of an excellent day for the coverage units, which allowed an average of 18.6 yards on eight kickoff returns and 4.3 yards on three punt returns.

▶**vs. Chicago (1/2/11):** Played on special teams...Part of a coverage unit that had an excellent day against one of the NFL's top return teams...Helped hold PR Devin Hester in check for the majority of the contest, as the unit downed four punts inside the 20 and helped P Tim Masthay post a 36.6 net average. On kickoff returns, Danieal Manning averaged 15.5 yards on two returns...Blocking helped spring CB Tramon Williams for a 41-yard punt return in the third quarter, setting up a 23-yard FG by K Mason Crosby that tied the game.

▶**NFC WILD CARD, at Philadelphia (1/9/11):** Played on special teams.

▶**NFC DIVISIONAL, at Atlanta (1/15/11):** Played on special teams, notching one tackle.

▶**NFC CHAMPIONSHIP, at Chicago (1/23/11):** Played on special teams and had

two tackles, including stopping Hester after a 3-yard gain on Chicago's first punt return...Part of an excellent day for the coverage units, which held the Bears to an average of 9.5 yards on four punt returns and 15.8 yards on four kickoff returns.

38 Tramon Williams, CB, 4th Year, Louisiana Tech

• Has become one of the club's biggest playmakers in the postseason, with three INTs – a game-clinching INT at Philadelphia, a second in the Falcons' end zone, and another at Atlanta that he returned for a 70-yard TD.

• Rangy CB started every game in 2010 and had 63 tackles (54 solo), a club-leading six INTs (87 yards in returns), five tackles for a loss, a sack, two fumble recoveries and a team-high 23 passes defensed.

• Tied for fifth in the NFL in interceptions. Also served as the club's punt returner, with 41 returns for 326 yards (8.0 avg.), with a long of 52. Versatile and unselfish performer added five tackles on the special teams units.

• With his excellent play, has started to earn a reputation as one of the NFL's best CBs and was named a Pro Bowl alternate. Was recently rewarded with a long-term contract extension.

• Coaching staff has proclaimed him the top cover corner on the club this season, high praise for a secondary that also includes reigning Defensive Player of the Year Charles Woodson.

• Selected to the mid-season All-Pro team by the *Dallas Morning News*.

• Promoted to the starting lineup in 2009 at RCB in Week 12 after Al Harris suffered a season-ending knee injury, and the coaching staff now considers him one of the defense's top performers.

▶**at Philadelphia (9/12):** Had a pair of tackles for a loss and broke up three passes while the Packers held the Eagles to under 200 yards passing... Also recovered a fumble by RB Eldra Buckley in the third quarter at the Green Bay 38 that was forced by Charles Woodson...Returned one punt for 10 yards, going over 300 yards for his career...Efforts of the secondary combined to hold Eagle WR stalwarts Jeremy Maclin and DeSean Jackson to eight catches for 68 yards.

▶**vs. Buffalo (9/19):** Started at RCB, recording four tackles, and also returned three punts for 22 yards (7.3 avg.)...Appeared in the 50th NFL game of his career, all with Green Bay. Has played in every game since making the active roster in 2007 after spending the end of 2006 on the practice squad, and has opened the last 10.

▶**at Chicago (9/27):** Started and had a team-high seven stops (five solo), two tackles for a loss and a sack...Made a key hit on Bears WR Earl Bennett at the Green Bay 1 to keep the Chicago player out of the end zone on third down, and on the next play the Bears would fail to score on an incomple- tion, turning the ball over on downs...Recorded the second sack of his career, dumping QB Jay Cutler for a 5 yard loss in the second quarter on a drive where the Bears were forced to punt...Also returned a punt for 10 yards.

▶**vs. Detroit (10/3):** Started at RCB, recording a pair of tackles and tying for the team lead with three passes defensed.

▶**at Washington (10/10):** Turned in a top performance in a losing effort, post- ing two tackles, deflecting a pass and an INT with a 64-yard return...Also had five punt returns for 75 yards, including a 52-yard burst...Became only the third player since the NFL-AFL merger in 1970 to record an INT of 60 yards or more and a punt return of 50 yards or more in the same contest, joining CB Deion Sanders (9/21/98) and CB Darrent Williams (9/13/05)... INT return came at the end of regulation, when he hauled in the final heave by QB Donovan McNabb at the Green Bay 3 and weaved through traffic before finally being tripped up at the Washington 33...Punt return was fielded at the Green Bay 15 in the second quarter, and he accelerated down the right sideline before finally being pushed out of bounds, again at the Washington 33.

▶**vs. Miami (10/17):** Posted seven stops (all solo), including one for a loss, and an INT...Picked off Miami QB Chad Henne in the first quarter at the Green Bay 14, both stopping a Dolphins' scoring opportunity with 1:17 remaining and setting up an 86-yard TD reception by WR Greg Jennings on the following play...Marked the third straight year he posted consecu- tive games with an INT.

▶**vs. Minnesota (10/24):** Put together another strong performance, participat-

ing in 64 plays – spending only four less than every Minnesota offensive snap on the field – and posting four tackles (three solo) and a pass defended...Helped hold QB Brett Favre to a 50.4 QB rating, and WR duo of Randy Moss and Percy Harvin to a combined eight receptions for 95 yards, with one TD.

▶**at New York Jets (10/31):** Turned in another sparkling performance against top competition, recording five tackles (all solo), an INT, a forced fumble, a fumble recovery and two passes defended...Recovered a fumble forced by LB Frank Zombo on the first play of the second quarter, ending a promising drive for the Jets at the Green Bay 33...Caused a fumble by RB LaDainian Tomlinson later in the second quarter that the RB recovered...With under five minutes remaining in the first half, intercepted QB Mark Sanchez on an inside slant to Jerricho Cotchery at the Green Bay 40. Stripped the ball away from the WR after the quick slant as they both rolled to the turf, and a replay challenge upheld the ruling on the field...Third game out of the last four that he recorded an INT.

▶**vs. Dallas (11/7):** Started at RCB and had six solo stops and a pair of passes defended.

▶**at Minnesota (11/21):** A key contributor in a masterful performance for the defense...Had three tackles (two solo), an INT and two passes defended...Biggest play came late in the second quarter, with the Vikings on a promising drive and Packers holding a 10-3 lead. Stepped in front of a slant intended for Harvin at the Green Bay 18, and returned it 14 yards. The INT gave the Packers offense the ball with 1:03 remaining, enough time to march for a quick TD. The drive was capped by a three-yard scoring grab by WR James Jones with five seconds remaining in the half...Returned a punt 13 yards in the third quarter.

▶**at Atlanta (11/28):** Posted nine tackles, tying for the lead among defensive backs, and had a pass defended...Seven of his stops were solo tackles...Participated in 52 plays.

▶**vs. San Francisco (12/5):** Had two tackles while participating in 49 plays, and added a pass defended...Defense held 49ers to only 10 completions and 194 yards, with a passer rating of 64.4...WRs Michael Crabtree, Ted Ginn and Josh Morgan combined for three catches for 45 yards.

▶**at Detroit (12/12):** Had a pair of tackles (one solo), two passes defended and an INT, picking off QB Drew Stanton 5 yards deep in the end zone in the first quarter. Stanton was flushed from the pocket by LB Frank Zombo, and the Lions' eight-play drive ended at the Green Bay 27 with 8:54 remaining in the opening quarter.

▶**at New England (12/19):** Had a solo stop, and returned four punts for 26 yards (6.5 avg.)...Secondary helped hold QB Tom Brady to 136 net yards passing...Had a 14-yard punt return in the second quarter.

▶**vs. New York Giants (12/26):** Had a pair of tackles (one solo) and his sixth INT of the season, reaching a career high...Cut in front of WR Hakeem Nicks at the Green Bay 47 in the first quarter to intercept QB Eli Manning and returned it 9 yards. On the ensuing possession, the Packers drove 44 yards in 10 plays, with the march finished off by a 3-yard TD grab by Jones, giving Green Bay a 14-0 lead...Also returned two punts for 7 yards.

▶**vs. Chicago (1/2/11):** Started at CB and had five tackles (three solo) while participating in all 66 defensive plays...In a game of field position, gave the offense a huge boost with a 41-yard punt return in the third quarter that gave the offense the ball at the Chicago 44. It led to a 23-yard FG by K Mason Crosby to tie the game at 3...Also knocked away two passes in coverage in a game where the defense held the Bears to just a FG, 227 total yards, an average of 3.5 yards per play and 117 net yards passing...In the second half, Chicago posted 97 yards with one play over 12 yards.

▶**NFC WILD CARD, at Philadelphia (1/9/11):** Made the game's defining play, leaping to intercept QB Michael Vick in the end zone with 33 seconds remaining to clinch the victory. The pass was intended for 6-foot-3 Riley Cooper, but the shorter CB outjumped the taller WR and hauled in the pass before tumbling to the turf...Participated in 62 plays and recorded three tackles (two solo) and three passes defended...Part of a defensive unit that held Philadelphia to 16 points – the Eagles finished the season ranked No. 2 in the NFL in total offense and averaged 27.4 points per game – and 82 yards rushing. Also helped hold Vick to 33 yards rushing and a 79.9 passer rating.

▶**NFC DIVISIONAL, at Atlanta (1/15/11):** Twice picked off QB Matt Ryan in the

second quarter, including the key play in the contest, a 70-yard INT return in the final seconds of the first half that increased the Packers' lead to 28-14...With 10 seconds remaining, Atlanta called a timeout with the ball at the Green Bay 35, and opted for one more play to move down the field for a closer FG. Ryan threw toward the sideline to WR Roddy White, but Williams jumped inside the route, intercepted the pass in stride and swerved past a couple of Falcons on his way to the end zone...It was the second-longest INT return in club playoff history, trailing only S George Teague's 101-yard return against Detroit (1/8/94)...Made a leaping INT in the end zone on third-and-21 earlier in the second quarter, ending another Atlanta scoring opportunity with 2:20 remaining in the first half. The turnover prevented the Falcons from breaking a 14-14 tie...Recorded four tackles (two solo).

▶**NFC CHAMPIONSHIP, at Chicago (1/23/11):** Participated in all 66 defensive snaps...Part of a defense that held the Bears to just 83 yards rushing, allowed Chicago to convert just 1-of-13 third-down attempts and record a time of possession of 25:56.

98 C.J. Wilson, DE, Rookie, East Carolina

• Rookie made the final roster as the sixth defensive lineman and had played primarily on special teams until vs. Miami, Oct. 17, and then became a key member of the defensive line rotation with the injury to DE Cullen Jenkins.

• Had 21 tackles this season (12 solo) and proved to be an able pass rusher, with six QB hits and a sack.

• A highly productive 4-3 DE at East Carolina, playing in 54 games and posting 27 sacks.

▶**at Philadelphia (9/12):** Inactive.

▶**vs. Buffalo (9/19):** Reserve at DE, had a tackle and a QB hit.

▶**at Chicago (9/27):** Played on defense.

▶**vs. Detroit (10/3):** Played on special teams.

▶**at Washington (10/10):** Participated primarily on special teams, and saw action on four plays on defense.

▶**vs. Miami (10/17):** Saw his first extended action of the season on defense, starting the first game of his career, participating in 27 plays and recording four tackles (two solo)...Top play came when he met RB Ricky Williams in a crease, stopping the RB in his tracks after a 1-yard gain.

▶**vs. Minnesota (10/24):** After Jenkins suffered a calf injury while warming up prior to the contest, unexpectedly became a key part of the defensive front, participating in 40 plays...Posted a career-high nine tackles (five solo) and a QB hit...Biggest play came on LB Desmond Bishop's third-quarter INT, when Wilson drilled QB Brett Favre as he stepped up to throw the ball to WR Randy Moss. Under Wilson's heavy pressure, Favre instead tossed it right to Bishop, who returned it 32 yards for a TD. The play gave Green Bay a 28-17 lead.

▶**at New York Jets (10/31):** Continued his rapid emergence as an important component of the defensive front, starting and recording three tackles (two solo), one tackle for a loss and a QB hit.

▶**vs. Dallas (11/7):** Participated in 18 plays and had three tackles (two solo), a sack and a QB hit...Dropped QB Jon Kitna for a sack on the game's last play.

▶**at Minnesota (11/21):** Participated in 20 plays and had one QB pressure in a banner day for the defense.

▶**at Atlanta (11/28):** Played on defense, participating in six plays.

▶**vs. San Francisco (12/5):** Participated in 11 plays on defense.

▶**at Detroit (12/12):** Participated in 10 plays.

▶**at New England (12/19):** Had one solo tackle, participating in eight plays...Defense held Patriots offense to 249 net yards.

▶**vs. New York Giants (12/26):** Participated in 23 plays, and posted two QB hits and a QB pressure...Part of a defensive effort that held the Giants to 90 yards rushing on 21 carries, only the second time in 2010 that New York did not reach 100 yards. The Giants entered the game averaging 144.9 yards per contest, fifth in the NFL.

▶**vs. Chicago (1/2/11):** Participated in 12 plays, and part of a withering pass rush by the Packers that posted six sacks...Defense held the Bears to just a FG, 227 total yards, an average of 3.5 yards per play and 117 net yards passing...In the second half, Chicago posted 97 yards with one play over

12 yards.

► **NFC WILD CARD, at Philadelphia (1/9/11):** Participated in 19 plays, posting a pair of tackles (both solo)...Part of a constant rotation up front as the Packers only used their base defense for one play...The defensive unit held Philadelphia to 16 points – the Eagles finished the season ranked No. 2 in the NFL in total offense and averaged 27.4 points per game – and 82 yards rushing. Also helped hold QB Michael Vick to 33 yards rushing and a 79.9 passer rating.

► **NFC DIVISIONAL, at Atlanta (1/15/11):** Saw extended action as part of the defensive line rotation, as the Packers hounded QB Matt Ryan for five sacks...Participated in 20 plays and had four tackles (three solo), a sack, a QB pressure and two QB hits in one of his finest performances...Part of a defensive unit that held the Falcons to only 194 total yards – including 45 rushing – forced four turnovers, posted five sacks and allowed just two touchdowns. Atlanta's time of possession was 21:41.

► **NFC CHAMPIONSHIP, at Chicago (1/23/11):** Participated in eight plays as part of the rotation on the defensive front...Part of a defense that held the Bears to just 83 yards rushing, allowed Chicago to convert just 1-of-13 third-down attempts and record a time of possession of 25:56.

21 Charles Woodson, CB, 13th Year, Michigan

- In 2010, the veteran CB continued to be one of the club's most indispensable players as an encore to 2009, when he was voted the NFL Defensive Player of the Year.

- Selected to the Pro Bowl for the seventh time in his NFL career and third straight season.

- Ranked third on the team in the regular season with a career-high 115 tackles (79 solo) and also had 13 passes defended, 10 tackles for a loss, a career-high five forced fumbles, two sacks, a fumble recovery and two INTs, including one with a TD return.

- Two INTs in 2010 give him 30 since joining the Packers in 2006...Had a 48-yard INT return for a TD vs. Detroit, his eighth since arriving in Green Bay, breaking a tie with Herb Adderley (seven, 1961-69) to move into sole possession of first in club record books. It was his ninth defensive score as a Packer, which extended his team record, and the 10th INT return for a TD in his career (two with Oakland)...The 10th INT return for a score moved him into the No. 3 spot in NFL history, trailing only Rod Woodson (12) and Darren Sharper (11)...The only player in NFL history to score on an INT return in five straight seasons.

- Currently has 47 career INTs, with more than half (30) coming in his five-plus seasons in Green Bay.

- Voted by teammates as the recipient of the 2010 Ed Block Courage Award.

- In 2009 selected to the Pro Bowl for the sixth time and for the second straight season with a career-high nine INTs and a team-high four forced fumbles.

- Honored in Week 4 as NFC Defensive Player of the Week after his performance vs. Detroit, the fourth time he has won the award, including twice last season (Weeks 10 and 12).

- Also was named NFC Defensive Player of the Month three times in 2009, an unprecedented achievement.

► **at Philadelphia (9/12):** Started at LCB and rarely exited the field, leading the secondary with five tackles, causing a fumble and notching a pass defended...Appeared to have his first INT of 2010 early in the second quarter, but the play was reversed on an opponent's challenge...On the Eagles' first drive of the second half, forced a fumble by RB Eldra Buckley that was recovered by Tramon Williams at the Green Bay 38. The turnover led to a 62-yard TD drive for the Packers...Efforts of the secondary combined to hold Eagle WR stalwarts Jeremy Maclin and DeSean Jackson to eight catches for 68 yards.

► **vs. Buffalo (9/19):** Despite missing practice time with an injured toe, participated in nearly every play and had five stops (four solo), a tackle for a loss and a QB hit...Game was the 170th of his NFL career.

► **at Chicago (9/27):** Had five tackles (four solo), two tackles for a loss, a forced fumble and a QB hit...On a second-quarter drive, filled a crease off left tackle to dump RB Matt Forte for a 7-yard loss on first down, and the Bears were forced to punt two plays later.

► **vs. Detroit (10/3):** Turned in a memorable performance, with a career-high 14 tackles (11 solo), three passes defended, and an INT with a 48-yard return for a TD in the third quarter...Named NFC Defensive Player of the Week...Made the diving INT of QB Shaun Hill pass intended for WR Calvin Johnson at the Lions 48, jumped to his feet and ran down the right sideline between blockers before leaping into the end zone...Became the first player in NFL history to post an INT for a TD three straight seasons against the same team, having picked off passes for TDs each of the last two seasons against the Lions at Ford Field...Also made three crucial plays on the Lions' final drive, dropping RB Jahvid Best for a 1-yard gain, and breaking up consecutive passes to Johnson to force a punt at the Green Bay 37. The Packers were able to run out the remaining 6:32 to clinch the victory.

► **at Washington (10/10):** Started at LCB and had seven tackles and a pass defended...Part of a defensive effort that held Washington to just 51 yards rushing on 21 carries...Upended RB Ryan Torain on the Redskins' first play from scrimmage for no gain, and on the following play DT B.J. Raji stuffed Torain for a 1-yard loss. The next snap sailed over QB Donovan McNabb's head for a loss of 22. The defensive stand forced a Washington punt after a Packers' fumble and return to the Green Bay 21 on the game's second play.

► **vs. Miami (10/17):** Posted eight tackles (six solo)...Injured briefly late in the contest but returned to action.

► **vs. Minnesota (10/24):** Started at LCB, the 175th game of his NFL career...Posted nine stops (six solo) and a tackle for a loss...Met RB Adrian Peterson in a crease and dropped him for a 1-yard loss on the Vikings' final possession...Helped hold QB Brett Favre to a 50.4 QB rating, and WR duo of Randy Moss and Percy Harvin to a combined eight receptions for 95 yards, with one TD.

► **at New York Jets (10/31):** Recorded four tackles (three solo), an INT and a pair of passes defended...Made one of the biggest plays of the game, with an INT with 10:34 remaining in the contest. Stripped the ball away from Dustin Keller for an INT, arriving in unison with the ball and ripping it from the TE's arms for the turnover as both players fell to the turf at the Green Bay 43. Packers would march 34 yards on the ensuing drive, with K Mason Crosby adding a 41-yard FG to push the lead to 6-0...It was his 30th INT since joining the Packers in 2006...70th start, and game played, since arriving in Green Bay in 2006.

► **vs. Dallas (11/7):** Had another sparkling performance, posting five stops, two tackles for a loss, a sack, a QB hit and a forced fumble...Recorded his first sack of the season in the third quarter, dumping QB Jon Kitna for a 6-yard loss to force a Dallas punt. The Packers would march for a TD on their next drive for a 35-7 lead...In the fourth quarter, stopped WR Dez Bryant for a 2-yard loss on a screen pass and RB Marion Barber on a draw for a 1-yard loss on successive plays.

► **at Minnesota (11/21):** Continued his streak of big games for the club, tying for the lead among the defensive backs with seven stops (six solo) and adding a QB hit and a forced fumble...With Minnesota leading 3-0, ended a potential scoring drive for the Vikings in the second quarter, stripping RB Toby Gerhart after a reception of a short pass. LB A.J. Hawk recovered the loose ball at the Green Bay 35...Forced fumble tied his career-high for a season.

► **at Atlanta (11/28):** Had seven tackles (all solo), including one for a loss...Slipped through a crease in the third quarter to team with LB Frank Zombo to drop RB Jason Snelling quickly after a handoff.

► **vs. San Francisco (12/5):** Played every defensive snap, recording four tackles (three solo) and a pass defended...The 180th regular-season game of his NFL career.

► **at Detroit (12/12):** Had nine tackles (six solo) and a pass defended while playing every defensive snap.

► **at New England (12/19):** Led the secondary with five tackles (three solo), including one tackle for a loss, and added two passes defended...Participated in 44 plays...Secondary helped hold QB Tom Brady to 136 net yards passing.

► **vs. New York Giants (12/26):** Recorded his career-high fifth forced fumble of 2010 in the third quarter, stripping RB Ahmad Bradshaw at the Green Bay 46 on third-and-2 after a direct snap. The fumble was recovered by S Atari Bigby at midfield, and helped set up a 31-yard FG by Crosby to give the Packers a 24-14 lead...Posted three stops (two solo), one tackle for a loss

and a forced fumble while participating in all 58 defensive plays...Part of a defense that held the Giants to 90 yards rushing on 21 carries, only the second time in 2010 that New York did not reach 100 yards. The Giants entered the game averaging 144.9 yards per contest, fifth in the NFL.

►**vs. Chicago (1/2/11):** Participated in every snap and posted eight tackles (five solo), one tackle for a loss, a sack, three passes defended and a QB hit...Employed multiple ways by defensive coordinator Dom Capers throughout the contest, lining up in the slot and often blitzing...Swarmed QB Jay Cutler in the fourth quarter for an 8-yard sack, dropping the Bears back to the Chicago 8. On the next play, LB Clay Matthews sacked Cutler again, forcing a punt...Hustled to get Forte out of bounds at the Green Bay 25 early in the third quarter after no gain, and two plays later Cutler was intercepted by Peprah in the end zone, one of the key plays in the contest.

►**NFC WILD CARD, at Philadelphia (1/9/11):** A key component in the schemes of Packers' defensive coordinator Dom Capers that were designed to control QB Michael Vick...Participated in every defensive snap, and finished second on the team with seven tackles (four solo) while often being used as a spy on Vick and as a blitzer...The defense held Philadelphia to 16 points – the Eagles finished the season ranked No. 2 in the NFL in total offense and averaged 27.4 points per game – and 82 yards rushing...Also helped hold Vick to 33 yards rushing and a 79.9 passer rating.

►**NFC DIVISIONAL, at Atlanta (1/15/11):** Recorded six tackles (five solo), one tackle for a loss, a sack and a QB hit...Sacked QB Matt Ryan for a 7-yard loss with under three minutes remaining in the second quarter. On the next play, Williams intercepted the QB in the end zone, keeping the game tied at 14...Part of a defensive unit that held the Falcons to only 194 total yards – including 45 rushing – forced four turnovers, posted five sacks and allowed just two touchdowns. Atlanta's time of possession was 21:41.

►**NFC CHAMPIONSHIP, at Chicago (1/23/11):** Had six stops (three solo) while participating in every defensive snap (66)...Part of an exceptional day by the defense, which held the Bears to just 83 yards rushing and allowed Chicago to convert just 1-of-13 on third down.

94 Jarius Wynn, DE, 2nd Year, Georgia

- Signed Sept. 14th to provide depth to the defensive front after the injury to DE Justin Harrell.

- In the regular season, recorded nine tackles (four solo) and 1.5 sacks.
- Played in 11 games in 2009 as a rookie, seeing action primarily in nickel packages as a pass rusher and on special teams.

- Released by Packers Sept. 4 in final roster reduction heading into the 2010 season.

- Selected by the Packers with the first of two sixth-round picks (182nd overall) out of Georgia in 2009.

►**vs. Buffalo (9/19):** Part of the rotation on the defensive front, notching one tackle.

►**at Chicago (9/27):** Played on special teams.

►**vs. Detroit (10/3):** Inactive.

►**at Washington (10/10):** Inactive.

►**vs. Miami (10/17):** Saw his most extended action of the season on defense, participating in 18 plays and posting a tackle.

►**vs. Minnesota (10/24):** With DE Cullen Jenkins sidelined while warming up prior to the game, played a bigger role than anyone expected, participating in 36 plays and notching three tackles and the game's only sack with the Packers down to only three healthy defensive linemen...Sack of QB Brett Favre came in the fourth quarter, when Wynn fought through two blockers to dump Favre for six-yard loss with 1:12 remaining. It was the first time the Packers had sacked Favre over the last three games...The sack, on the Vikings' final possession, moved Minnesota back to the Green Bay 41 as the Packers clung to a 28-24 lead.

►**at New York Jets (10/31):** Participated in seven plays on defense as part of the line rotation and also played on special teams.

►**vs. Dallas (11/7) – vs. San Francisco (12/5):** Inactive.

►**at Detroit (12/12):** Participated in eight plays and had a QB pressure.

►**at New England (12/19):** With Cullen Jenkins (calf) on the inactive list, participated in 12 plays as part of the rotation on the defensive front.

►**vs. New York Giants (12/26):** Saw his most extensive duty in several weeks,

participating in 21 plays and notching a pair of tackles (one solo)...Part of a defense that held the Giants to 90 yards rushing on 21 carries, only the second time in 2010 that New York did not reach 100 yards. The Giants entered the game averaging 144.9 yards per contest, fifth in the NFL.

►**vs. Chicago (1/2/11):** Participated in 21 plays as part of a withering pass rush for the Packers that recorded six sacks...Teamed with LB A.J. Hawk to post Green Bay's first sack of the contest, dumping QB Jay Cutler for a 9-yard loss late in the first quarter. The tackle forced a punt on a Chicago march that had reached the Green Bay 36 prior to the sack...Also had two tackles (one solo), two QB hits and a pair of pressures.

►**NFC WILD CARD, at Philadelphia (1/9/11):** Part of the continual rotation up front, as the Packers only played their base defense for one play... Participated in 13 plays, posting one tackle.

►**NFC DIVISIONAL, at Atlanta (1/15/11):** Participated in 12 plays and had a QB hit and a pressure...Part of a defensive unit that held the Falcons to only 194 total yards – including 45 rushing – forced four turnovers, posted five sacks and allowed just two touchdowns. Atlanta's time of possession was 21:41.

►**NFC CHAMPIONSHIP, at Chicago (1/23/11):** Inactive.

58 Frank Zombo, LB, Rookie, Central Michigan

- After making the team as a non-drafted free agent, quickly emerged as a defensive contributor and started eight contests.

- Became a consistent starter at ROLB after the season-ending injury to Brad Jones (shoulder).

- In 2010, recorded 67 tackles (44 solo), four sacks, six tackles for a loss, two forced fumbles and seven QB hits.

- Inactive for the final three games of the season (knee).

- Former college DE made the transition to OLB and earned his way onto the roster by making opportunistic plays throughout the preseason.

- A four-year letterman and three-year starter at Central Michigan, finished career ranked second in school history with 25.5 sacks and was an All-Mid-American Conference choice in 2009.

►**at Philadelphia (9/12):** Only appeared in four plays from scrimmage in his first NFL game, but registered his first sack, dropping QB Michael Vick for an 8-yard loss with 11 minutes remaining in the contest...Became the first Packers rookie to post a sack in his first game since DE Jamal Reynolds in 2001...Also played on special teams.

►**Buffalo (9/19):** Played on special teams and on defense.

►**at Chicago (9/27):** With Brad Jones on inactive list with an injured knee, started the first game of his career and had four tackles, a tackle for a loss, a sack and a QB hit...Second sack of his career came on the third play from scrimmage, when he drilled QB Jay Cutler for a 10-yard loss.

►**vs. Detroit (10/3):** Started at ROLB and had six stops and a tackle for a loss.

►**at Washington (10/10):** Played in reserve after starting the previous two weeks, and had two tackles while appearing in 30 plays...Also played on special teams.

►**vs. Miami (10/17):** Played extensively throughout the second half after the injury to OLB Brady Poppinga in the second quarter...Finished with seven tackles (four solo).

►**vs. Minnesota (10/24):** With the Packers down to three healthy defensive linemen, played some defensive end during the game...Participated in 15 plays in the contest and had two solo tackles...Also played on special teams.

►**at New York Jets (10/31):** Started at ROLB and also saw action at DE with the injury-depleted defensive line...Played 65 plays and had a career-high nine tackles (five solo), a forced fumble, a QB hit and a pressure...Caused a fumble in the second quarter, ending a promising Jets drive after stripping Brad Smith while New York operated out of the 'wildcat' formation. Dropped the WR at the Green Bay 29, and the loose ball was recovered by CB Tramon Williams.

►**vs. Dallas (11/7):** Started at ROLB and tied for the team lead with six stops (five solo), including one for a loss...Also had a QB hit.

►**at Minnesota (11/21):** Part of a stellar defensive effort, started at ROLB and tied for the team lead with eight stops (six solo), the second-highest tackle total of his brief career...Added a QB pressure...Snuffed out a short pass play to Visanthe Shiancoe in the fourth quarter, dropping the TE immedi-

ately for no gain.

► **at Atlanta (11/28):** Put together perhaps his finest all-around performance to date, posting 11 stops (eight solo), a tackle for a loss, a sack, a QB hit and a forced fumble...Dropped QB Matt Ryan for an 11-yard sack in the first quarter, forcing a punt on the next play. The Packers would march for a FG on the ensuing drive...Helped force another punt in the fourth quarter, wrapping up RB Gartrell Johnson after a short reception and punching the ball from his arms for a fumble on third-and-4. The ball trickled out of bounds at the Green Bay 35.

► **vs. San Francisco (12/5):** Started at ROLB and had another solid outing, posting five tackles (four solo), a sack, a tackle for a loss, a QB hit and a pressure...Early in the second quarter, tripped up QB Troy Smith following a 2-yard gain after he was flushed from the pocket at the Green Bay 8. The third down play forced the 49ers to settle for a FG to take a 6-0 lead... Sacked Smith early in the fourth quarter, dropping the QB for a 4-yard loss on third-and-2 at the Green Bay 45. After a punt out of the end zone, the Packers would embark on a 17-play, 74-yard drive that would milk 8:35 off the clock. Capped by a 24-yard FG by K Mason Crosby, the methodical march would effectively end all of San Francisco's comeback aspirations.

► **at Detroit (12/12):** Suffered a knee injury in the second half and did not return, but prior had six tackles (two solo)...Also posted a pressure, flushing QB Drew Stanton from the pocket on CB Tramon Williams' INT in the first quarter. Williams picked off Stanton 5 yards deep in the end zone, ending the Detroit drive at the Green Bay 27.

► **at New England (12/19):** Inactive (knee).

► **vs. New York Giants (12/26):** Inactive (knee).

► **vs. Chicago (1/2/11):** Inactive (knee).

► **NFC WILD CARD, at Philadelphia (1/9/11):** Inactive (knee).

► **NFC DIVISIONAL PLAYOFF, at Atlanta (1/15/11):** Inactive (knee).

► **NFC CHAMPIONSHIP, at Chicago (1/23/11):** Inactive.

INDIVIDUAL PLAYOFF RECORDS

RUSHING

Most Attempts, Career

- 163 Edgar Bennett (10 games)
- 146 Jim Taylor (7 games)
- 144 Dorsey Levens (14 games)

Most Attempts, Game

- 31 Jim Taylor, at NYG, Dec. 30, 1962
- 27 Ryan Grant, vs. Sea., Jan. 12, 2008
- Jim Taylor, vs. CleB, Jan. 2, 1966
- Dorsey Levens, at SF, Jan. 11, 1998
- Dorsey Levens, at SF, Jan. 3, 1999
- 25 Edgar Bennett, vs. Car., Jan. 12, 1997
- Dorsey Levens, vs. TB, Jan. 4, 1998
- Ahman Green, at Phi., Jan. 11, 2004
- James Starks, at Atl., Jan. 15, 2011

Most Yards Rushing, Career

- 647 Dorsey Levens (14 games)
- 561 Edgar Bennett (10 games)
- 521 Ahman Green (7 games)

Most Yards Rushing, Game

- 201 Ryan Grant, vs. Sea., Jan. 12, 2008 (27 att.)
- 156 Ahman Green, at Phi., Jan. 11, 2004 (25 att.)
- 123 James Starks, at Phi., Jan. 9, 2011 (23 att.)
- 116 Dorsey Levens, at SF, Jan. 3, 1999 (27 att.)
- 114 Dorsey Levens, at SF, Jan. 11, 1998 (27 att.)
- 112 Dorsey Levens, vs. TB, Jan. 4, 1998 (25 att.)
- 108 Edgar Bennett, vs. Atl., Dec. 31, 1995 (24 att.)
- 105 Jim Taylor, at Phi., Dec. 26, 1960 (24 att.)
- Paul Hornung, vs. CleB, Jan. 2, 1966 (18 att.)

Longest Run from Scrimmage

- 71 James Lofton, at DalC, Jan. 16, 1983 (TD)
- 49 Ahman Green, at StLR, Jan. 20, 2002
- 46 Travis Williams, vs. LARm, Dec. 23, 1967 (TD)

Most Games, 100 or More Yards Rushing, Career

- 3 Dorsey Levens (14 games)
- 1 Ryan Grant (3 games)
- Jim Taylor (7 games)
- Paul Hornung (5 games)
- Edgar Bennett (7 games)
- Ahman Green (7 games)
- James Starks (3 games)

Most Consec. Games, 100 or More Yards Rushing

- 2 Dorsey Levens (1997)
- 1 (seven times, most recently James Starks, at Phi., Jan. 9, 2011 - 123 yards)

Most Rushing Touchdowns, Career

- 5 Edgar Bennett (10 games)
- 4 Dorsey Levens (14 games)
- 3 Paul Hornung (5 games)
- Ahman Green (7 games)
- Ryan Grant (3 games)
- Aaron Rodgers (5 games)
- 2 Clarke Hinkle (4 games)
- Elijah Pitts (6 games)
- Jim Taylor (7 games)
- Travis Williams (3 games)
- John Kuhn (6 games)

Most Rushing Touchdowns, Game

- 3 Ryan Grant, vs. Sea., Jan. 12, 2008
- 2 (four times, most recently Ahman Green, vs. Sea., Jan. 4, 2004)

Most Consecutive Games, Rushing Touchdown

- 2 Paul Hornung (1965)
- Edgar Bennett (1994-95)
- Edgar Bennett (1996)
- Dorsey Levens (1997)
- Aaron Rodgers (2010)

PASSING

Most Passes Completed, Career

- 438 Brett Favre (22 games)
- 130 Bart Starr (10 games)
- 94 Aaron Rodgers (5 games)

Most Passes Completed, Game

- 31 Aaron Rodgers, at Atl., Jan. 15, 2011 (36 att.)
- 28 Brett Favre, at DalC, Jan. 16, 1994 (45 att.)
- Aaron Rodgers, at Ari., Jan. 10, 2010 (42 att.)
- 26 Brett Favre, at StLR, Jan. 20, 2002 (44 att.)
- Brett Favre, vs. Sea., Jan. 4, 2004 (38 att.)
- 25 Brett Favre, vs. Den., Jan. 25, 1998 (42 att.)

Most Passes Attempted, Career

- 721 Brett Favre (22 games)
- 213 Bart Starr (10 games)
- 135 Aaron Rodgers (5 games)

Most Passes Attempted, Game

- 45 Brett Favre, at DalC, Jan. 16, 1994 (28 comp.)

- 44 Brett Favre, at StLR, Jan. 20, 2002 (26 comp.)
- 42 Brett Favre, vs. Den., Jan. 25, 1998 (25 comp.)
- Brett Favre, vs. Atl., Jan. 4, 2003 (20 comp.)
- Aaron Rodgers, at Ari., Jan. 10, 2010 (28 comp.)

Most Yards Passing, Career

- 5,311 Brett Favre (22 games)
- 1,753 Bart Starr (10 games)
- 1,213 Aaron Rodgers (5 games)
- 592 Lynn Dickey (2 games)

Most Yards Passing, Game

- 423 Aaron Rodgers, at Ari., Jan. 10, 2010
- 366 Aaron Rodgers, at Atl., Jan. 15, 2011
- 332 Lynn Dickey, at DalC, Jan. 16, 1983
- 331 Brett Favre, at DalC, Jan. 16, 1994

Most Games, 300 or More Yards Passing, Career

- 3 Brett Favre (22 games)
- 2 Aaron Rodgers (5 games)
- 1 Bart Starr (10 games)
- Lynn Dickey (2 games)

Most Consecutive Games, 300 or More Yards Passing

- 1 (seven times, most recently Aaron Rodgers at Atl., Jan. 15, 2011 - 366 yards)

Most Touchdown Passes, Career

- 39 Brett Favre (22 games)
- 15 Bart Starr (10 games)
- 10 Aaron Rodgers (5 games)
- 5 Lynn Dickey (2 games)

Most Touchdown Passes, Game

- 4 Bart Starr, at DalC, Jan. 1, 1967
- Lynn Dickey, vs. StLC, Jan. 8, 1983
- Aaron Rodgers, at Ari., Jan. 10, 2010
- 3 Bart Starr, vs. NYG, Dec. 31, 1961
- Brett Favre, at Det., Jan. 8, 1994
- Brett Favre, vs. Atl., Dec. 31, 1995
- Brett Favre, at DalC, Jan. 14, 1996
- Brett Favre, vs. Den., Jan. 25, 1998
- Brett Favre, vs. Sea., Jan. 12, 2008
- Aaron Rodgers, at Phi., Jan. 9, 2011
- Aaron Rodgers, at Atl., Jan. 15, 2011

Most Consecutive Games, Touchdown Pass

- *18 Brett Favre (1995-98, 2001-04, 2007) (*NFL record now 20)
- 6 Bart Starr (1965-67)
- 3 Arnie Herber (1936, 1938-39)
- Aaron Rodgers (2009-10)

Most Passes Had Intercepted, Career

- *28 Brett Favre (22 games) (*NFL record now 30)
- 4 Arnie Herber (3 games)
- 3 Irv Comp (1 game)
- Bart Starr (10 games)
- Lynn Dickey (2 games)
- Aaron Rodgers (5 games)

Most Passes Had Intercepted, Game

- **6 Brett Favre, at StLR, Jan. 20, 2002 (44 att.)
- 4 Brett Favre, vs. Min., Jan. 9, 2005 (33 att.)
- 3 Arnie Herber, vs. NYG, Dec. 10, 1939 (8 att.)
- Irv Comp, at NYG, Dec. 17, 1944 (10 att.)
- Lynn Dickey, at DalC, Jan. 8, 1983 (36 att.)

Longest Pass Completion

- 90 Brett Favre to Donald Driver, vs. NYG, Jan. 20, 2008 (TD)
- 81 Brett Favre to Antonio Freeman, vs. NE, Jan. 26, 1997 (TD)
- 73 Brett Favre to Robert Brooks, at DalC, Jan. 14, 1996 (TD)
- 66 Cecil Isbell to Wayland Becker, at NYG, Dec. 11, 1938
- 66 Brett Favre to Dorsey Levens, vs. Car., Jan. 12, 1997
- 62 Bart Starr to Boyd Dowler, vs. Oak., Jan. 14, 1968 (TD)
- 60 Lynn Dickey to John Jefferson, vs. StLC, Jan. 8, 1983 (TD)

Highest Completion Percentage, Career (min. 50 att.)

- 69.60% Aaron Rodgers (94-135)
- 61.03% Bart Starr (130-213)
- 61.02% Lynn Dickey (36-59)
- 60.75% Brett Favre (438-721)

Highest Completion Percentage, Game (min. 20 att.)

- 86.11% Aaron Rodgers, at Atl., Jan. 15, 2011 (31-36)
- 78.26% Brett Favre, vs. Sea., Jan. 12, 2008 (18-23)
- 75.86% Brett Favre, vs. SF, Jan. 13, 2002 (22-29)
- 75.00% Brett Favre, at SF, Jan. 6, 1996 (21-28)
- 73.91% Bart Starr, vs. LARm, Dec. 23, 1967 (17-23)
- Lynn Dickey, vs. StLC, Jan. 8, 1983 (17-23)

* NFL Record ** Shares NFL Record
 # Super Bowl Record ## Shares Super Bowl Record

COMMUNITY

ADMIN. & COACHES

VETERANS

DRAFT & FREE AGENTS

2009 REVIEW

PLAYOFF RECORDS

LAMBEAU FIELD

MISC.

INDIVIDUAL PLAYOFF RECORDS

RECEIVING

Most Receptions, Career

- 47 Antonio Freeman (14 games)
- 45 Robert Brooks (11 games)
- 44 Donald Driver (12 games)
- 41 Dorsey Levens (14 games)
- 32 Greg Jennings (6 games)

Most Receptions, Game

- 9 Edgar Bennett, at DalC, Jan. 16, 1994 (53 yds.)
Antonio Freeman, vs. Den., Jan. 25, 1998 (126 yds.)
(seven times, most recently Greg Jennings, at Chi., Jan. 23, 2011 (130 yds.))
- 8 (five times, most recently Donald Driver, vs. Min., Jan. 9, 2005 (78 yds.))

Most Consecutive Games, Reception

- 13 Dorsey Levens (1994-98, 2001)
- 12 Antonio Freeman (1995-98, 2001)
- 11 Robert Brooks (1993-95, 1997-98)
- 9 Donald Driver (2001-04, 2007, 2009-10)
- 8 Carroll Dale (1965-72)
- Bubba Franks (2001-04, 2007)

Most Yards Receiving, Career

- 748 Antonio Freeman (14 games)
- 651 Robert Brooks (11 games)
- 602 Donald Driver (12 games)
- 534 Carroll Dale (8 games)

Most Yards Receiving, Game

- 159 Jermichael Finley, at Ari., Jan. 10, 2010 (6 rec.)
- 148 John Jefferson, vs. StLC, Jan. 8, 1983 (6 rec.)
- 141 Donald Driver, vs. NYG, Jan. 20, 2008 (5 rec.)
- 138 Max McGee, vs. KC, Jan. 15, 1967 (7 rec.)
Robert Brooks, at DalC, Jan. 8, 1995 (8 rec.)
- 130 Greg Jennings, at Ari., Jan. 10, 2010 (8 rec.)
Greg Jennings, at Chi., Jan. 23, 2011 (8 rec.)

Most Games, 100 or More Yards Receiving, Career

- 3 Robert Brooks (11 games)
Antonio Freeman (14 games)
Greg Jennings (6 games)
- 2 Carroll Dale (8 games)
Sterling Sharpe (2 games)
Javon Walker (4 games)

Most Consec. Games, 100 or More Yards Receiving

- 2 Sterling Sharpe (1993)
Robert Brooks (1995)
Antonio Freeman (1997)
Javon Walker (2002-03)
Greg Jennings (2010)

Most Touchdown Receptions, Career

- 10 Antonio Freeman (14 games)
- 5 Boyd Dowler (10 games)
- 4 Max McGee (7 games)
Sterling Sharpe (2 games)
Robert Brooks (11 games)
Mark Chmura (14 games)

Most Touchdown Receptions, Game

- **3 Sterling Sharpe, at Det., Jan. 8, 1994
- 2 (10 times, most recently Greg Jennings, vs. Sea., Jan. 12, 2008)

Most Consecutive Games, Touchdown Reception

- 5 Antonio Freeman (1997-98, 2001)
- 3 James Jones (2009-10)
- 2 Carroll Dale (1965-66)
Max McGee (1966)
Boyd Dowler (1967)
James Lofton (1982)
Sterling Sharpe (1993)
Mark Chmura (1995)
Keith Jackson (1995)
Antonio Freeman (1996)

INTERCEPTIONS BY

Most Interceptions By, Career

- 4 Herb Adderley (9 games)
Craig Newsome (7 games)
Eugene Robinson (6 games)
- 3 Joe Laws (4 games)
Mike Prior (14 games)
Tyrone Williams (10 games)
Tramon Williams (6 games)
- 2 (eight players)

Most Interceptions By, Game

- 3 Joe Laws, at NYG, Dec. 17, 1944
- 2 Charley Brock, vs. NYG, Dec. 10, 1939
Eugene Robinson, vs. SF, Jan. 4, 1997
Tramon Williams, at Atl., Jan. 15, 2011
Sam Shields, at Chi., Jan. 23, 2011

Most Consecutive Games, Interception

- 3 Craig Newsome (1996)
- 2 Herb Adderley (1967)
Terrell Buckley (1993)
Eugene Robinson (1997)
Tramon Williams (2010)

Longest Interception Return

- *101 George Teague, at Det., Jan. 8, 1994 (TD)
- 70 Tramon Williams at Atl., Jan. 15, 2011 (TD)
- 60 Herb Adderley, vs. Oak, Jan. 14, 1968 (TD)
- 58 Eugene Robinson, at SF, Jan. 11, 1998
- 52 Al Harris, vs. Sea., Jan. 4, 2004 (TD)

SCORING

Most Points, Career

- 73 Chris Jacke (15 FG, 28 PAT) (10 games)
- 72 Antonio Freeman (12 TD) (14 games)
- 65 Ryan Longwell (15 FG, 20 PAT) (10 games)

Most Points, Game

- 19 Paul Hornung, vs. NYG, Dec. 31, 1961
(1 TD, 3 FG, 4 PAT)
- 18 Sterling Sharpe, at Det., Jan. 8, 1994 (3 TD)
Ryan Grant, vs. Sea., Jan. 12, 2008 (3 TD)
- 15 Don Chandler, vs. Oak, Jan. 14, 1968 (4 FG, 3 PAT)

Most Consec. Games, Scoring One or More Points

- 10 Chris Jacke (1993-96)
Ryan Longwell (1997-98, 2001-04)
- 7 Don Chandler (1965-67)

Most Touchdowns, Career

- 12 Antonio Freeman (14 games)
- 6 Dorsey Levens (14 games)
- 5 Boyd Dowler (10 games)
Edgar Bennett (10 games)

Most Touchdowns, Game

- 3 Sterling Sharpe, at Det., Jan. 8, 1994
Ryan Grant, vs. Sea., Jan. 12, 2008

Most Consecutive Games, Scoring Touchdown

- 5 Antonio Freeman (1997-98, 2001)
- 3 Antonio Freeman (1996)
- 2 13 times (most recently Aaron Rodgers, 2010)

Most Field Goals Attempted, Career

- 22 Chris Jacke (10 games)
- 21 Ryan Longwell (10 games)
- 12 Don Chandler (7 games)

Most Field Goals Attempted, Game

- 5 Jerry Kramer, at NYG, Dec. 30, 1962
- 4 Don Chandler, vs. Oak, Jan. 14, 1968
Chris Jacke, vs. Det., Dec. 31, 1994
Chris Jacke, vs. Car., Jan. 12, 1997
Ryan Longwell, at SF, Jan. 11, 1998
- 3 eight times

Most Field Goals Made, Career

- 15 Chris Jacke (10 games)
Ryan Longwell (10 games)
- 9 Don Chandler (7 games)

Most Field Goals Made, Game

- ##4 Don Chandler, vs. Oak., Jan. 14, 1968
- 3 Paul Hornung, vs. NYG, Dec. 31, 1961
Jerry Kramer, at NYG, Dec. 30, 1962
Don Chandler, vs. CleB, Jan. 2, 1966
Chris Jacke, vs. Det., Dec. 31, 1994
Chris Jacke, vs. Car., Jan. 12, 1997
Ryan Longwell, at SF, Jan. 11, 1998

Most Consecutive Field Goals Made

- 5 Don Chandler (1965)
Chris Jacke (1996)
- 4 (six times, most recently Ryan Longwell (1998-2001))
- 3 Paul Hornung (1960)
Ryan Longwell (1997)

Longest Field Goals

- 51 Chris Jacke, vs. Det., Dec. 31, 1994
- 50 Chris Jacke, at DalC, Jan. 8, 1995
- 46 Jan Stenerud, vs. StLC, Jan. 8, 1983
Chris Jacke, at DalC, Jan. 14, 1996

* NFL Record ** Shares NFL Record
Super Bowl Record ## Shares Super Bowl Record

COMMUNITY
ADMIN. & COACHES
VETERANS
DRAFT & FREE AGENTS
2009 REVIEW
PLAYOFF RECORDS
LAMBEAU FIELD
MISC.

INDIVIDUAL PLAYOFF RECORDS

Most (One-Point) Points After Touchdown, Career

| | |
|----|--------------------------|
| 28 | Chris Jacke (10 games) |
| 26 | Mason Crosby (6 games) |
| 22 | Don Chandler (7 games) |
| 20 | Ryan Longwell (10 games) |

Most (One-Point) Points After Touchdown, Game

| | |
|---|---------------------------------------|
| 6 | Mason Crosby, vs. Sea., Jan. 12, 2008 |
| | Mason Crosby, at Ari., Jan. 10, 2010 |
| | Mason Crosby, at Atl., Jan. 15, 2011 |
| 5 | Don Chandler, vs. KC, Jan. 15, 1967 |
| | Jan Stenerud, vs. StLC, Jan. 8, 1983 |
| | Chris Jacke, vs. SF, Jan. 4, 1997 |
| 4 | (five times) |

Safeties

none

KICKOFF RETURNS

Most Kickoff Returns, Career

| | |
|----|----------------------------|
| 20 | Antonio Freeman (14 games) |
| 11 | Corey Harris (4 games) |
| 10 | Najeh Davenport (3 games) |

Most Kickoff Returns, Game

| | |
|---|---|
| 7 | Del Rodgers, at DalC, Jan. 16, 1983 (148 yds.) |
| | Antonio Freeman, at DalC, Jan. 14, 1996 (148 yds.) |
| | Roell Preston, at SF, Jan. 3, 1999 (194 yds.) |
| 6 | Antonio Freeman, vs. Den., Jan. 25, 1998 (104 yds.) |
| 5 | Corey Harris, at DalC, Jan. 8, 1995 (132 yds.) |
| | Tramon Williams, vs. Sea., Jan. 12, 2008 (111 yds.) |

Most Kickoff Return Yards, Career

| | |
|-----|----------------------------|
| 413 | Antonio Freeman (14 games) |
| 277 | Desmond Howard (3 games) |
| 253 | Corey Harris (4 games) |

Most Kickoff Return Yards, Game

| | |
|-----|--|
| 194 | Roell Preston, at SF, Jan. 3, 1999 (7 ret.) |
| 154 | Desmond Howard, vs. NE, Jan. 26, 1997 (4 ret.) |
| 148 | Antonio Freeman, at DalC, Jan. 14, 1996 (7 ret.) |

Highest Average, Career (10 returns)

| | |
|------|-------------------------------------|
| 23.0 | Corey Harris (11-253) (4 games) |
| 20.8 | Najeh Davenport (10-208) (3 games) |
| 20.7 | Antonio Freeman (20-413) (14 games) |

Highest Average, Game (3 returns)

| | |
|------|---|
| 38.5 | Desmond Howard, vs. NE, Jan. 26, 1997 (4-154) |
| 29.7 | Corey Harris, at Det., Jan. 8, 1994 (3-89) |
| 27.7 | Roell Preston, at SF, Jan. 3, 1999 (7-194) |

Longest Kickoff Return

| | |
|-----|--|
| #99 | Desmond Howard, vs. NE, Jan. 26, 1997 (TD) |
| 51 | Corey Harris, at DalC, Jan. 8, 1995 |
| 49 | Desmond Howard, vs. Car., Jan. 12, 1997 |
| | Tramon Williams, vs. NYG, Jan. 20, 2008 |

PUNTING

Most Punts, Game

| | |
|---|--|
| 8 | Donny Anderson, at DalC, Dec. 31, 1967 |
| | Ron Widby, at Washington, Dec. 24, 1972 |
| | Tim Masthay, at Chi., Jan. 23, 2011 |
| 7 | Craig Hentrich, vs. NE, Jan. 26, 1997 |
| | Josh Bidwell, at Phi., Jan. 11, 2004 |
| 6 | (four times, most recently Jon Ryan, vs. NYG, Jan. 20, 2008) |

Highest Gross Punting Average, Game (4 punts)

| | |
|------|---------------------------------------|
| 45.2 | Max McGee, at Phi., Dec. 26, 1960 |
| 44.0 | Craig Hentrich, at DalC, Jan. 8, 1995 |
| 43.2 | Craig Hentrich, vs. SF, Jan. 4, 1997 |

Longest Punt

| | |
|----|---------------------------------------|
| 65 | Tim Masthay, at Chi., Jan. 23, 2011 |
| 64 | Boyd Dowler, vs. NYG, Dec. 31, 1961 |
| 63 | Craig Hentrich, vs. SF, Jan. 4, 1997 |
| 62 | Craig Hentrich, at DalC, Jan. 8, 1995 |

PUNT RETURNS

Most Punt Returns, Career

| | |
|----|---|
| 19 | Willie Wood (10 games) (#6 in two Super Bowls) |
| 14 | Robert Brooks (11 games) |
| 10 | Antonio Freeman (14 games) |
| | Antonio Chatman (3 games) |
| 9 | Desmond Howard (3 games) (#6 in one Super Bowl) |

Most Punt Returns, Game

| | |
|----|---|
| #6 | Desmond Howard, vs. NE, Jan. 26, 1997 (90 yds.) |
| | Antonio Chatman, at Phi., Jan. 11, 2004 (27 yds.) |
| 5 | Willie Wood, vs. Oak., Jan. 14, 1968 (35 yds.) |
| 4 | Irv Comp, at NYG, Dec. 17, 1944 (55 yds.) |
| | Willie Wood, vs. DalC, Dec. 31, 1967 (21 yds.) |
| | Antonio Freeman, at DalC, Jan. 14, 1996 (54 yds.) |

Most Yards Gained on Punt Returns, Career

| | |
|-----|----------------------------|
| 214 | Robert Brooks (11 games) |
| 210 | Desmond Howard (3 games) |
| 143 | Antonio Freeman (14 games) |

Most Yards Gained on Punt Returns, Game

| | |
|-----|--|
| 117 | Desmond Howard, vs. SF, Jan. 4, 1997 |
| #90 | Desmond Howard, vs. NE, Jan. 26, 1997 |
| 72 | Antonio Freeman, vs. Atl., Dec. 31, 1995 |

Highest Punt Return Average, Career (9 returns)

| | |
|------|-------------------------------------|
| 23.3 | Desmond Howard (9-210) (3 games) |
| 15.3 | Robert Brooks (14-214) (11 games) |
| 14.3 | Antonio Freeman (10-143) (14 games) |

Highest Punt Return Average, Game (3 returns)

| | |
|------|---|
| 24.0 | Antonio Freeman, vs. Atl., Dec. 31, 1995 (3-72) |
| 15.7 | Robert Brooks, vs. TB, Jan. 4, 1998 (3-47) |
| 15.0 | Desmond Howard, vs. NE, Jan. 26, 1997 (6-90) |

Longest Punt Returns

| | |
|----|---|
| 76 | Antonio Freeman, vs. Atl., Dec. 31, 1995 (TD) |
| 71 | Desmond Howard, vs. SF, Jan. 4, 1997 (TD) |
| 46 | Desmond Howard, vs. SF, Jan. 4, 1997 |

MISCELLANEOUS

Most Sacks, Career (since 1982)

| | |
|-----|--------------------------|
| 8 | Reggie White (14 games) |
| 4.5 | Clay Matthews (4 games) |
| 4 | Sean Jones (8 games) |
| | Keith McKenzie (7 games) |
| 3 | Tony Bennett (2 games) |
| | Bryce Paup (4 games) |
| | LeRoy Butler (14 games) |
| | Aaron Kampman (6 games) |

Most Sacks, Game (since 1982)

| | |
|----|--|
| #3 | Reggie White, vs. NE, Jan. 26, 1997 |
| 2 | (five times, most recently Clay Matthews at Atl., Jan. 15, 2011) |

Blocked Kicks

| | |
|---|---|
| 2 | Lon Evans, vs. New York, Dec. 13, 1936 (FG, punt) |
| | Gary Lewis, vs. StLC, Jan. 8, 1983 (PAT, FG) |
| 1 | Ernie Smith, vs. New York, Dec. 13, 1936 (punt) |
| | Lee McLaughlin, at ChiB, Dec. 14, 1941 (PAT) |
| | Henry Jordan, vs. CleB, Jan. 2, 1966 (FG) |
| | Dave Robinson, vs. LARm, Dec. 23, 1967 (FG) |
| | Bernardo Harris, at DalC, Jan. 14, 1996 (punt) |
| | Bob Kuberski, vs. TB, Jan. 4, 1998 (FG) |
| | Cletidus Hunt, vs. SF, Jan. 13, 2002 (FG) |

GAMES

| | |
|----|--|
| 22 | Brett Favre (1993-98, 2001-04, 2007) |
| 16 | William Henderson (1995-98, 2001-04) |
| 15 | Gilbert Brown (1993, 1995-98, 2001-03) |
| | Earl Dotson (1993, 1995-98, 2001-02) |
| 14 | LeRoy Butler (1993-98) |
| | Mark Chmura (1993-98) |
| | Antonio Freeman (1995-98, 2001, 2003) |
| | Dorsey Levens (1994-98, 2001) |
| | Mike Prior (1993-98) |
| | Reggie White (1993-98) |
| | Frank Winters (1993-97, 2002) |
| 13 | Doug Evans (1993-97) |

* NFL Record ** Shares NFL Record
Super Bowl Record ## Shares Super Bowl Record

ADMIN. & COACHES

COMMUNITY

VETERANS

DRAFT & FREE AGENTS

2009 REVIEW

PLAYOFF RECORDS

LAMBEAU FIELD

MISC.

TEAM RECORDS

all single-game records

NET YARDS GAINED

Most Yards Gained, Game

- 493 at Arizona Cardinals, Jan. 10, 2010 (89 ru., 404 pa.)
- 479 vs. Carolina, Jan. 12, 1997 (201 ru., 278 pa.)
- 466 at Dallas Cowboys, Jan. 16, 1983 (158 ru., 308 pa.)
- 442 at Atlanta, Jan. 15, 2011 (96 ru., 346 pa.)
- 408 vs. Seattle, Jan. 12, 2008 (235 ru., 173 pa.)

Fewest Yards Gained, Game

- 195 vs. Dallas Cowboys, Dec. 31, 1967 (80 ru., 115 pa.)
- 210 vs. San Francisco, Jan. 4, 1997 (139 ru., 71 pa.)
- 211 at Washington, Dec. 24, 1972 (78 ru., 133 pa.)

FIRST DOWNS

Most First Downs, Game

- 32 at Arizona Cardinals, Jan. 10, 2010
- 28 at Atlanta, Jan. 15, 2011
- 25 vs. Seattle, Jan. 12, 2008
- 24 at San Francisco, Jan. 3, 1999
- vs. Minnesota, Jan. 9, 2005
- 23 vs. Baltimore Colts, Dec. 26, 1965
- vs. Atlanta, Dec. 31, 1995
- at Chicago, Jan. 23, 2011

Fewest First Downs, Game

- 7 vs. Bos. Redskins at New York, Dec. 13, 1936
- 10 vs. New York Giants, Dec. 10, 1939
- at Washington, Dec. 24, 1972
- 11 at New York Giants, Dec. 17, 1944

RUSHING

Most Yards Gained Rushing, Game

- 235 vs. Seattle, Jan. 12, 2008 (35 att.)
- 223 at Philadelphia, Dec. 26, 1960 (42 att.)
- 210 at Philadelphia, Jan. 11, 2004 (37 att.)
- 204 vs. Cleveland Browns, Jan. 2, 1966 (47 att.)
- 201 vs. Carolina, Jan. 12, 1997 (45 att.)

Fewest Yards Gained Rushing, Game

- 28 vs. New York Giants, Jan. 20, 2008 (14 att.)
- 31 at Dallas Cowboys, Jan. 16, 1994 (13 att.)
- 33 at Chicago Bears, Dec. 14, 1941 (33 att.)
- 48 at Dallas Cowboys, Jan. 14, 1996 (12 att.)

Most Rushing Attempts, Game

- 51 vs. New York Giants, Dec. 10, 1939 (131 yds.)
- 48 at New York Giants, Dec. 17, 1944 (162 yds.)
- 47 vs. Cleveland Browns, Jan. 2, 1966 (204 yds.)

Fewest Rushing Attempts, Game

- 12 at Dallas Cowboys, Jan. 14, 1996 (48 yds.)
- 13 at Dallas Cowboys, Jan. 16, 1994 (31 yds.)
- 14 vs. New York Giants, Jan. 20, 2008 (28 yds.)

PASSING

Most Passes Attempted, Game

- 46 at Dallas Cowboys, Jan. 8, 1995 (21 comp.)
- 45 at Dallas Cowboys, Jan. 16, 1994 (28 comp.)
- 44 at St. Louis Rams, Jan. 20, 2002 (26 comp.)

Fewest Passes Attempted, Game

- 10 vs. New York Giants, Dec. 10, 1939
- 11 at New York Giants, Dec. 17, 1944
- 15 vs. San Francisco, Jan. 4, 1997

Most Passes Completed, Game

- 31 at Atlanta, Jan. 15, 2011 (36 att.)
- 28 at Dallas Cowboys, Jan. 16, 1994 (45 att.)
- at Arizona Cardinals, Jan. 10, 2010 (42 att.)
- 26 at St. Louis Rams, Jan. 20, 2002 (44 att.)
- vs. Seattle, Jan. 4, 2004 (38 att.)

Fewest Passes Completed, Game

- 3 at New York Giants, Dec. 17, 1944
- 7 vs. New York Giants, Dec. 10, 1939
- 8 at New York Giants, Dec. 11, 1938

Most Net Yards Gained, Passing, Game

- 404 at Arizona Cardinals, Jan. 10, 2010 (42-28-1, 4 TD)
- 346 at Atlanta, Jan. 15, 2011 (36-31-0, 3 TD)
- 327 at Dallas Cowboys, Jan. 16, 1994 (45-28-2, 2 TD)

Fewest Net Yards Gained, Passing, Game

- 71 vs. San Francisco, Jan. 4, 1997
- 73 at New York Giants, Dec. 17, 1944
- 96 vs. New York Giants, Dec. 10, 1939
- at New York Giants, Dec. 30, 1962

Most Touchdowns, Passing, Game

- 4 at Dallas Cowboys, Jan. 1, 1967
- vs. St. Louis Cardinals, Jan. 8, 1983
- at Arizona Cardinals, Jan. 10, 2010
- 3 vs. New York Giants, Dec. 31, 1961
- at Detroit, Jan. 8, 1994
- vs. Atlanta, Dec. 31, 1995
- at Dallas Cowboys, Jan. 14, 1996
- vs. Denver, Jan. 25, 1998
- vs. Seattle, Jan. 12, 2008
- at Philadelphia, Jan. 9, 2011
- at Atlanta, Jan. 15, 2011

Most Passes Had Intercepted, Game

- 6 at St. Louis Rams, Jan. 20, 2002
- 4 vs. Minnesota, Jan. 9, 2005
- 3 vs. New York Giants, Dec. 10, 1939
- at New York Giants, Dec. 17, 1944
- at Dallas Cowboys, Jan. 8, 1983

SCORING

Most Points, Game

- 48 at Atlanta, Jan. 15, 2011 (48-21)
- 45 at Arizona Cardinals, Jan. 10, 2010 (45-51)
- 42 vs. Seattle, Jan. 12, 2008 (42-20)
- 41 vs. St. Louis Cardinals, Jan. 8, 1983 (41-16)
- 37 vs. New York Giants, Dec. 31, 1961 (37-0)
- vs. Atlanta, Dec. 31, 1995 (37-20)

Fewest Points, Game

- 3 at Washington, Dec. 24, 1972
- 7 vs. Atlanta, Jan. 4, 2003
- 9 at Dallas Cowboys, Jan. 8, 1995

Largest Margin of Victory

- 37 vs. New York Giants, Dec. 31, 1961 (37-0)
- 27 vs. New York Giants, Dec. 10, 1939 (27-0)
- at Atlanta, Jan. 15, 2011 (48-21)
- 25 vs. Kansas City, Jan. 15, 1967 (35-10)
- vs. St. Louis Cardinals, Jan. 8, 1983 (41-16)

Most Overall Touchdowns, Game

- 6 vs. Seattle, Jan. 12, 2008
- at Arizona Cardinals, Jan. 10, 2010
- at Atlanta, Jan. 15, 2011
- 5 at Dallas Cowboys, Jan. 1, 1967
- vs. Kansas City, Jan. 15, 1967
- vs. St. Louis Cardinals, Jan. 8, 1983
- vs. Atlanta, Dec. 31, 1995
- vs. San Francisco, Jan. 4, 1997
- 4 vs. New York Giants, Dec. 31, 1961
- vs. Los Angeles Rams, Dec. 23, 1967
- at Detroit, Jan. 8, 1994
- vs. New England, Jan. 26, 1997
- vs. Seattle, Jan. 4, 2004

Most Field Goals, Game

- ##4 vs. Oakland, Jan. 14, 1968
- 3 (five times, most recently at San Francisco, Jan. 11, 1998)

* NFL Record ** Shares NFL Record
Super Bowl Record ## Shares Super Bowl Record

MOST POSTSEASON MEETINGS, OVERALL

| No. Teams | Seasons |
|-----------|--|
| 8 | N.Y. Giants vs. Chi. Bears 1933-34, 1941, 1946, 1956, 1963, 1985, 1990 |
| 7 | San Fran. vs. Dal. Cowboys 1970-72, 1981, 1992-94 |
| 7 | Chi. Bears vs. Wash./Bos. Redskins 1937, 1940, 1942-43, 1984, 1986-87 |
| 7 | Dal. Cowboys vs. L.A. Rams 1973, 1975-76, 1978-80, 1983 |
| 7 | San Fran. vs. N.Y. Giants 1981, 1984-86, 1990, 1993, 2002 |
| 7 | Dal. Cowboys vs. Minnesota 1971, 1973, 1975, 1977, 1996, 1999, 2009 |

| No. Teams | Seasons |
|-----------|--|
| 6 | Green Bay vs. Dal. Cowboys 1966-67, 1982, 1993-95 |
| 6 | Green Bay vs. N.Y. Giants 1938-1939, 1944, 1961-62, 2007 |
| 6 | Minnesota vs. L.A./StL Rams 1974, 1976-78, 1988, 1999 |
| 6 | Denver vs. Pittsburgh 1977-78, 1984, 1989, 1997, 2005 |
| 5 | San Francisco vs. Minnesota 1970, 1987-89, 1997 |
| 5 | Green Bay vs. San Francisco 1995-98, 2001 |
| 5 | Minnesota vs. Washington 1973, 1976, 1982, 1987, 1992 |
| 5 | Bal./Ind. Colts vs. Pittsburgh 1975-76, 1995-96, 2005 |

COMMUNITY

ADMIN. & COACHES

VETERANS

DRAFT & FREE AGENTS

2009 REVIEW

PLAYOFF RECORDS

LAMBEAU FIELD

MISC.

TEAM PLAYOFF RECORDS

Most (One-Point) Points After Touchdown

- 6 vs. Seattle, Jan. 12, 2008
at Arizona Cardinals, Jan. 10, 2010
at Atlanta, Jan. 15, 2011
- 5 vs. Kansas City, Jan. 15, 1967
vs. St. Louis Cardinals, Jan. 8, 1983
vs. San Francisco, Jan. 4, 1997
- 4 vs. New York Giants, Dec. 31, 1961
at Dallas Cowboys, Jan. 1, 1967
vs. Los Angeles Rams, Dec. 23, 1967
at Detroit, Jan. 8, 1994
vs. Atlanta, Dec. 31, 1995

Most Safeties

No individual safeties (one team safety, 1994)

PUNTING

Most Punts, Game

- 10 at New York Giants, Dec. 17, 1944
- 8 vs. Boston Redskins at New York, Dec. 13, 1936
vs. Dallas Cowboys, Dec. 31, 1967
at Washington, Dec. 24, 1972
at Chicago, Jan. 23, 2011

Fewest Punts, Game

- 0 at Atlanta, Jan. 15, 2011
- 1 vs. St. Louis Cardinals, Jan. 8, 1983
vs. Atlanta, Jan. 4, 2003
at Arizona Cardinals, Jan. 10, 2010
- 2 vs. Carolina, Jan. 12, 1997
at San Francisco, Jan. 3, 1999
- 3 (seven times, most recently vs. Seattle, Jan. 12, 2008)

Highest Gross Average, Game (4 punts)

- 45.20 at Philadelphia, Dec. 26, 1960
- 44.00 at Dallas Cowboys, Jan. 8, 1995
- 43.25 vs. Kansas City, Jan. 15, 1967

PUNT RETURNS

Most Punt Returns, Game

- *8 at New York Giants, Dec. 17, 1944
- 6 vs. Baltimore Colts, Dec. 26, 1965
- #6 vs. New England, Jan. 26, 1997
- 6 at Philadelphia, Jan. 11, 2004
- 5 vs. Boston Redskins at New York, Dec. 13, 1936
- 5 at Chicago Bears, Dec. 14, 1941
- 5 at Philadelphia, Dec. 26, 1960
- 5 vs. Dallas Cowboys, Dec. 31, 1967

Most Yards, Punt Returns, Game

- 117 vs. San Francisco, Jan. 4, 1997 (3 returns)
- 98 at New York Giants, Dec. 17, 1944 (8 returns)
- #90 vs. New England, Jan. 26, 1997 (6 returns)

KICKOFF RETURNS

Most Kickoff Returns, Game

- 7 at Dallas Cowboys, Jan. 16, 1983
at Dallas Cowboys, Jan. 14, 1996
at San Francisco, Jan. 3, 1999
at St. Louis Rams, Jan. 20, 2002
- 6 at Dallas Cowboys, Jan. 1, 1967
at Dallas Cowboys, Jan. 16, 1994
at Dallas Cowboys, Jan. 8, 1995
vs. Denver, Jan. 25, 1998
vs. Seattle, Jan. 4, 2004
at Arizona Cardinals, Jan. 10, 2010

Most Yards, Kickoff Returns, Game

- 194 at San Francisco, Jan. 3, 1999 (7 returns)
- 154 vs. New England, Jan. 26, 1997 (4 returns)
- 148 at Dallas Cowboys, Jan. 16, 1983 (7 returns)
at Dallas Cowboys, Jan. 14, 1996 (7 returns)

CONSECUTIVE POSTSEASON WINS, VS. ONE TEAM

| Wins Teams | Seasons | Wins Teams | Seasons |
|---|------------------------|--|------------------|
| 5 *Pittsburgh over Bal./Ind. Colts | 1975-76, 1995-96, 2005 | 3 *Dal. Cowboys over Philadelphia | 1992, 1995, 2009 |
| 4 Green Bay over N.Y. Giants | 1939, 1944, 1961-62 | 3 *Miami over Kansas City | 1971, 1990, 1994 |
| 4 *Dallas over Green Bay | 1982, 1993-95 | 3 N.Y. Giants over San Francisco | 1985-86, 1990 |
| 4 *Oakland over Hou. Oilers/Ten. Titans | 1967-68, 1980, 2002 | 3 Hou. Oilers/Ten. Titans over LA./S.D. Chargers | 1960-61, 1979 |
| 3 *San Francisco over Chi. Bears | 1984, 1988, 1994 | 3 Green Bay over San Francisco | 1995-97 |
| 3 Buffalo over Miami | 1990, 1992, 1995 | 3 *Washington over Detroit | 1982, 1991, 1999 |
| 3 *Denver over Cle. Browns | 1986-87, 1989 | 3 *Washington over Minnesota | 1982, 1987, 1992 |
| 3 Dal. Cowboys over San Francisco | 1970-72 | 3 Pittsburgh over Hou. Oilers/Ten. Titans | 1978-79, 1989 |
| 3 Dal. Cowboys over Minnesota | 1975, 1977, 1996 | 3 Minnesota over L.A. Rams | 1974, 1976-77 |

*—active streak

PENALTIES

Most Penalties, Game

- 11 at Dallas Cowboys, Jan. 14, 1996
- 9 at San Francisco, Jan. 11, 1998
vs. Denver, Jan. 25, 1998
- 8 at Dallas Cowboys, Jan. 8, 1995
vs. Minnesota, Jan. 9, 2005
at Arizona Cardinals, Jan. 10, 2010

Fewest Penalties, Game

- 1 vs. Oakland, Jan. 14, 1968
vs. San Francisco, Jan. 4, 1997
- 2 (five times, most recently at Philadelphia, Jan. 9, 2011)

DEFENSIVE RECORDS

TOTAL YARDS ALLOWED

Fewest Net Yards Allowed, Game

- 116 vs. Boston Redskins at New York, Dec. 13, 1936
- 130 vs. New York Giants, Dec. 31, 1961
- 161 vs. Cleveland Browns, Jan. 2, 1966

Most Net Yards Allowed, Game

- 531 at Arizona Cardinals, Jan. 10, 2010
- 453 vs. St. Louis Cardinals, Jan. 8, 1983
- 450 at Dallas Cowboys, Jan. 8, 1995

FIRST DOWNS

Fewest First Downs Allowed, Game

- *6 vs. New York Giants, Dec. 31, 1961
- 8 vs. Bos. Redskins at New York, Dec. 13, 1936
vs. Cleveland Browns, Jan. 2, 1966
- 9 vs. New York Giants, Dec. 10, 1939
vs. Baltimore Colts, Dec. 26, 1965
vs. Detroit, Dec. 31, 1994

Most First Downs Allowed, Game

- 30 at Arizona Cardinals, Jan. 10, 2010
- 28 vs. St. Louis Cardinals, Jan. 8, 1983
- 27 at Dallas Cowboys, Jan. 8, 1995
at Dallas Cowboys, Jan. 14, 1996

RUSHING

Fewest Yards Allowed, Rushing, Game

- * -4 vs. Detroit, Dec. 31, 1994 (15 att.)
- 21 vs. Atlanta, Dec. 31, 1995 (10 att.)
- 28 vs. Seattle, Jan. 12, 2008 (18 att.)
- 31 vs. New York Giants, Dec. 31, 1961 (14 att.)

Most Yards Allowed, Rushing, Game

- 277 at Chicago Bears, Dec. 14, 1941 (48 att.)
- 192 vs. Atlanta, Jan. 4, 2003 (44 att.)
- 187 at Dallas Cowboys, Jan. 1, 1967 (40 att.)

PASSING

Fewest Opponent Passes Attempted, Game

- 12 at Chicago Bears, Dec. 14, 1941
vs. Baltimore Colts, Dec. 26, 1965
- 14 at Washington, Dec. 24, 1972
- 15 at New York Giants, Dec. 11, 1938

Most Opponent Passes Attempted, Game

- 65 at San Francisco, Jan. 6, 1996 (32 comp.)
- 54 vs. Atlanta, Dec. 31, 1995 (30 comp.)
- 51 vs. St. Louis Cardinals, Jan. 8, 1983 (32 comp.)

* NFL Record

** Shares NFL Record

Super Bowl Record ## Shares Super Bowl Record

COMMUNITY

ADMIN. & COACHES

VETERANS

DRAFT & FREE AGENTS

2009 REVIEW

PLAYOFF RECORDS

LAMBEAU FIELD

MISC.

TEAM PLAYOFF RECORDS

Fewest Opponent Passes Completed, Game

5 at Chicago Bears, Dec. 14, 1941
vs. Baltimore Colts, Dec. 26, 1965

7 vs. Boston Redskins at New York, Dec. 13, 1936
at Washington, Dec. 24, 1972

8 at New York Giants, Dec. 11, 1938
at New York Giants, Dec. 17, 1944
vs. Cleveland Browns, Jan. 2, 1966

Most Opponent Passes Completed, Game

32 vs. St. Louis Cardinals, Jan. 8, 1983 (51 att.)
at San Francisco, Jan. 6, 1996 (65 att.)

30 vs. Atlanta, Dec. 31, 1995 (54 att.)

29 at Arizona Cardinals, Jan. 10, 2010 (33 att.)

Fewest Opponent Net Yards, Passing, Game

32 vs. Baltimore Colts, Dec. 26, 1965

48 at Chicago Bears, Dec. 14, 1941

91 vs. Bos. Redskins at New York, Dec. 13, 1936

Most Opponent Net Yards, Passing, Game

375 at Arizona Cardinals, Jan. 10, 2010

347 vs. St. Louis Cardinals, Jan. 8, 1983

339 vs. Atlanta, Dec. 31, 1995

Most Opponent Touchdown Passes, Game

5 at Arizona Cardinals, Jan. 10, 2010

4 vs. Minnesota, Jan. 9, 2005

3 at Dallas Cowboys, Jan. 16, 1994
at San Francisco, Jan. 3, 1999

Most Opponent Passes Intercepted

6 vs. New York Giants, Dec. 10, 1939

4 at New York Giants, Dec. 17, 1944

4 vs. New York Giants, Dec. 31, 1961

##4 vs. New England, Jan. 26, 1997

3 vs. San Francisco, Jan. 4, 1997
at Chicago, Jan. 23, 2011

SCORING

Most Points Allowed, Game

51 at Arizona Cardinals, Jan. 10, 2010 (51-45)

45 at St. Louis Rams, Jan. 20, 2002 (45-17)

38 at Dallas Cowboys, Jan. 14, 1996 (38-27)

Fewest Points Allowed, Game

**0 vs. New York Giants, Dec. 10, 1939
vs. New York Giants, Dec. 31, 1961

6 vs. Boston Redskins at New York, Dec. 13, 1936

7 at New York Giants, Dec. 17, 1944
at New York Giants, Dec. 30, 1962
vs. Los Angeles Rams, Dec. 23, 1967
vs. Tampa Bay, Jan. 4, 1998

Opponent Largest Margin of Victory

28 at St. Louis Rams, Jan. 20, 2002 (45-17)

26 at Dallas Cowboys, Jan. 8, 1995 (35-9)

20 vs. Atlanta, Jan. 4, 2003 (27-7)

Most Opponent Touchdowns Scored, Game

7 at Arizona Cardinals, Jan. 10, 2010

6 at St. Louis Rams, Jan. 20, 2002

5 at Dallas Cowboys, Jan. 8, 1995
at Dallas Cowboys, Jan. 14, 1996

4 at Chicago Bears, Dec. 14, 1941
at Dallas Cowboys, Jan. 16, 1983
vs. Denver, Jan. 25, 1998
vs. Minnesota, Jan. 9, 2005

Most Opponent Field Goals Scored, Game

3 at Washington, Dec. 24, 1972
at Dallas Cowboys, Jan. 16, 1983
at San Francisco, Jan. 3, 1999
vs. New York Giants, Jan. 20, 2008

2 10 times

Most Opponent (One-Point) Points After TD, Game

6 at St. Louis Rams, Jan. 20, 2002
at Arizona Cardinals, Jan. 10, 2010

5 at Dallas Cowboys, Jan. 8, 1995
at Dallas Cowboys, Jan. 14, 1996

4 at Dallas Cowboys, Jan. 16, 1983
vs. Denver, Jan. 25, 1998
vs. Minnesota, Jan. 9, 2005

Most Safeties, Game

1 vs. Detroit, Dec. 31, 1994

PUNTING

Most Opponent Punts, Game

10 vs. Boston Redskins at New York, Dec. 13, 1936
at New York Giants, Dec. 17, 1944

9 at Chicago, Jan. 23, 2011

8 at New York Giants, Dec. 11, 1938
vs. Baltimore Colts, Dec. 26, 1965
vs. Dallas Cowboys, Dec. 31, 1967
vs. Detroit, Dec. 31, 1994
vs. New England, Jan. 26, 1997

7 at New York Giants, Dec. 30, 1962
vs. Kansas City, Jan. 15, 1967
at Philadelphia, Jan. 11, 2004

Fewest Opponent Punts, Game

**0 vs. St. Louis Cardinals, Jan. 8, 1983

1 at Arizona Cardinals, Jan. 10, 2010

3 at Detroit, Jan. 8, 1994
at Dallas Cowboys, Jan. 16, 1994
at San Francisco, Jan. 3, 1999
at Atlanta, Jan. 15, 2011

4 (10 times, most recently at Philadelphia, Jan. 9, 2011)

Opponent Highest Gross Average (4 punts), Game

46.60 vs. Cleveland Browns, Jan. 2, 1966

46.50 at Washington, Dec. 24, 1972

PUNT RETURNS

Most Opponent Punt Returns, Game

5 vs. Baltimore Colts, Dec. 26, 1965

4 vs. Boston Redskins at New York, Dec. 13, 1936
vs. New England, Jan. 26, 1997
at Philadelphia, Jan. 11, 2004
vs. New York Giants, Jan. 20, 2008
at Chicago, Jan. 23, 2011

Most Yards, Opponent Punt Returns, Game

87 at Chicago Bears, Dec. 14, 1941 (3 returns)

43 vs. Bos. Redskins at New York, Dec. 13, 1936
(4 returns)

38 at Chicago Bears, Jan. 23, 2011 (4 returns)

34 at Philadelphia, Jan. 11, 2004 (4 returns)

KICKOFF RETURNS

Most Opponent Kickoff Returns, Game

8 at Atlanta, Jan. 15, 2011 (232 yds.)

7 vs. Oakland, Jan. 14, 1968 (127 yds.)
vs. St. Louis Cardinals, Jan. 8, 1983 (178 yds.)
vs. Carolina, Jan. 12, 1997 (86 yds.)
vs. Seattle, Jan. 4, 2004 (98 yds.)
vs. Seattle, Jan. 12, 2008 (105 yds.)

6 (seven times, most recently vs. San Francisco, Jan. 13, 2002 (112 yds.))

** NFL Record ** Shares NFL Record
Super Bowl Record ## Shares Super Bowl Record*

BEST POSTSEASON RECORDS, VS. ONE TEAM (MINIMUM FOUR GAMES)

| Team | Opponent | W | L | Pct | Last Meeting |
|-----------|-----------|----------|----------|-------------|---------------------------|
| Pit. | BalC/Ind. | 5 | 0 | 1.000 | 2005 AFC Divisional |
| Oak. | HouO/Ten. | 4 | 0 | 1.000 | 2002 AFC Championship |
| GB | SF | 4 | 1 | .800 | 2001 NFC Wild Card |
| SF | Min. | 4 | 1 | .800 | 1997 NFC Divisional |
| Dal. | Phi. | 3 | 1 | .750 | 2009 NFC Wild Card |
| Det. | CleB | 3 | 1 | .750 | 1957 NFL Championship |
| HouO/Ten. | SD | 3 | 1 | .750 | 2007 AFC Wild Card |
| Oak. | Mia. | 3 | 1 | .750 | 2000 AFC Divisional |
| NE | Jax | 3 | 1 | .750 | 2007 AFC Divisional |

| Team | Opponent | W | L | Pct | Last Meeting |
|-------------|------------|----------|----------|-------------|------------------------------|
| NE | Pit. | 3 | 1 | .750 | 2004 AFC Championship |
| Pit. | HouO/Ten. | 3 | 1 | .750 | 2002 AFC Divisional |
| SF | Was. | 3 | 1 | .750 | 1992 NFC Divisional |
| DalC | SF | 5 | 2 | .714 | 1994 NFC Championship |
| DalC | GB | 4 | 2 | .667 | 1995 NFC Divisional |
| DalC | Min. | 4 | 2 | .667 | 1999 NFC Wild Card |
| GB | NYG | 4 | 2 | .667 | 2007 NFC Championship |
| Min. | LA/StLR | 4 | 2 | .667 | 1999 NFC Divisional |
| ChiB | NYG | 5 | 3 | .625 | 1990 NFC Divisional |

COMMUNITY
ADMIN. & COACHES
VETERANS
DRAFT & FREE AGENTS
2009 REVIEW
PLAYOFF RECORDS
LAMBEAU FIELD
MISC.

TEAM PLAYOFF RECORDS

Most Yards, Opponent Kickoff Returns, Game

232 at Atlanta, Jan. 15, 2011 (8 returns)
186 vs. Detroit, Dec. 31, 1994 (5 returns)
178 vs. St. Louis Cardinals, Jan. 8, 1983 (7 returns)
173 at Dallas Cowboys, Jan. 16, 1983 (5 returns)

SACKS

Most Sacks, Game

8 at Philadelphia, Jan. 11, 2004
6 vs. Kansas City, Jan. 15, 1967
5 vs. Los Angeles Rams, Dec. 23, 1967
at Atlanta, Jan. 15, 2011

PENALTIES

Most Opponent Penalties, Game

12 at Chicago Bears, Dec. 14, 1941
11 at New York Giants, Dec. 17, 1944
9 at Chicago Bears, Jan. 23, 2011
8 at San Francisco, Jan. 6, 1996

Fewest Opponent Penalties, Game

*0 at Philadelphia, Dec. 26, 1960
2 at New York Giants, Dec. 11, 1938
vs. New England, Jan. 26, 1997
vs. Seattle, Jan. 4, 2004
3 eight times

* NFL Record ** Shares NFL Record
Super Bowl Record ## Shares Super Bowl Record

COMMUNITY

ADMIN. &
COACHES

VETERANS

DRAFT &
FREE AGENTS

2009 REVIEW

PLAYOFF
RECORDS

LAMBEAU
FIELD

MISC.