



REDSKINS



PACKERS

PACKERS WEEKLY MEDIA INFORMATION PACKET

WASHINGTON REDSKINS **VS** GREEN BAY PACKERS
SUNDAY, SEPTEMBER 15, 2013 @ 12 NOON CDT · LAMBEAU FIELD



THE DOPE SHEET

OFFICIAL PROGRAM AND PUBLICATION, ACME-PACKERS FOOTBALL TEAM.

Packers Public Relations • Lambeau Field Atrium • 1265 Lombardi Avenue • Green Bay, WI 54304 • 920/569-7500 • 920/569-7201 fax
Jason Wahlers, Aaron Popkey, Sarah Quick, Tom Fanning, Jonathan Butnick

VOL. XV; NO. 8

GREEN BAY, SEPT. 10, 2013

WEEK 2

WASHINGTON (0-1) AT GREEN BAY (0-1)
Sunday, Sept. 15 • Lambeau Field • Noon CDT

PACKERS TO HOST REDSKINS IN HOME OPENER

Green Bay kicks off its 57th season at Lambeau Field by hosting Washington this Sunday in a matchup of 2012 division winners. It is the Redskins' first trip to Green Bay since 2007 and only their second visit over the last 11 seasons.



- ▶ Sunday will be just the sixth meeting between the clubs over the past 25 seasons (1989-2013).
- ▶ It will be just the second time in franchise history that the Packers have opened up their home slate against the Redskins. The only other instance came on Sept. 7, 1933, when Green Bay hosted the Boston Redskins at City Stadium in the season opener (7-7 tie).
- ▶ Green Bay holds a 17-13-1 edge in the all-time series with the Redskins, including wins in four of the last five meetings between the clubs.
- ▶ Sunday marks just the second time in Head Coach **Mike McCarthy's** eight-year tenure that Green Bay has played its first home game of the season in Week 2 (2010 vs. Buffalo). The Packers have a 5-2 record (.714) in home openers under McCarthy.
- ▶ For the third straight season, the Packers' home opener will come against a team that posted a double-digit win total the previous season (New Orleans in 2011, San Francisco in 2012).
- ▶ The Packers have 49 victories all-time in home openers and will look to join the Bears (65) and Lions (51) as the only NFL teams to win 50-plus home openers. Green Bay will be looking to become the first NFL team to win 50-plus home openers and 50-plus road openers (53 victories).
- ▶ The Packers have won 20 of their last 21 regular-season games (.952) at Lambeau Field and 26 of their last 28 (.929) at home.

MEMORABLE MATCHUPS

While the teams haven't seen as much of each other in recent years, the all-time series has been headlined by a couple of memorable games.

- ▶ The NFL championship game in 1936 was the first for both clubs, and the Packers beat the Redskins, 21-6, at the Polo Grounds in New York City.
- ▶ The game was played there because Redskins owner George Preston Marshall, upset with his fans' lack of support, was moving his team to Washington and didn't want to host the championship in Boston.
- ▶ In front of 29,545, Don Hutson caught a 48-yard touchdown pass from Arnie Herber in the first three minutes, and Green Bay never trailed. It was the first NFL title contest won by the Packers under coach Curly Lambeau, after winning league championships awarded by league standing in 1929, 1930 and 1931.
- ▶ The teams met in one of the more memorable regular-season games in Packers history on *Monday Night Football* on Oct. 17, 1983. Facing the defending Super Bowl champions, Green Bay won, 48-47, in a game that is still the highest-scoring contest ever on *MNF* as well as in Packers history. Packers President/CEO Mark Murphy started at free safety for the Redskins in that game.

WITH THE CALL

FOX Sports, now in its 20th season as an NFL network television partner, will broadcast the game to a regional audience.



- ▶ Play-by-play man **Joe Buck** and color analyst **Troy Aikman** will have the call from the broadcast booth with **Pam Oliver** reporting from the sidelines.
- ▶ Milwaukee's WTMJ (620 AM), airing Green Bay games since 1929, heads up the 50-station Packers Radio Network, with **Wayne Larrivee** (play-by-play) and two-time Packers Pro Bowler **Larry McCarren** (color) calling the action. The duo is in its 15th season of broadcasts together across the Packers Radio Network, which covers 42 markets in six states.
- ▶ Sports USA Radio will broadcast the game to a national audience with **Adam Amin** (play-by-play) and **John Robinson** (analyst) handling the call and **Mike Bloomberg** reporting from the sidelines.
- ▶ The broadcast is also available on SiriusXM Satellite Radio (WTMJ feed) as part of the network's NFL Sunday Drive.
- ▶ DIRECTV subscribers can watch the game in HD on Channel 707.

REGULAR SEASON

Date	Opponent	Time (CT)	TV
Sun., Sept. 8	at San Francisco 49ers	L, 28-34	(69,732)
Sun., Sept. 15	WASHINGTON REDSKINS	12 p.m.	FOX
Sun., Sept. 22	at Cincinnati Bengals	12 p.m.	FOX
Sun., Sept. 29	Open Date		
Sun., Oct. 6	DETROIT LIONS (Gold Pkg.)	12 p.m.	FOX
Sun., Oct. 13	at Baltimore Ravens	12 p.m.	FOX
Sun., Oct. 20	CLEVELAND BROWNS	3:25 p.m.	CBS
Sun., Oct. 27	at Minnesota Vikings	7:30 p.m.	NBC
Mon., Nov. 4	CHICAGO BEARS	7:40 p.m.	ESPN
Sun., Nov. 10	PHILADELPHIA EAGLES (Gold Pkg.)	12 p.m.	FOX
Sun., Nov. 17	at New York Giants	*7:30 p.m.	NBC
Sun., Nov. 24	MINNESOTA VIKINGS	*12 p.m.	FOX
Thu., Nov. 28	at Detroit Lions	11:30 a.m.	FOX
Sun., Dec. 8	ATLANTA FALCONS	*7:30 p.m.	NBC
Sun., Dec. 15	at Dallas Cowboys	*3:25 p.m.	FOX
Sun., Dec. 22	PITTSBURGH STEELERS	*3:25 p.m.	CBS
Sun., Dec. 29	at Chicago Bears	*12 p.m.	FOX

*—Start time and broadcast may shift due to NFL flexible scheduling

NFL POSTSEASON DATES

Jan. 4-5	AFC and NFC Wild Card Playoffs
Jan. 11-12	AFC and NFC Divisional Playoffs
Jan. 19	AFC and NFC Championship Games
Jan. 26	AFC-NFC Pro Bowl
Feb. 2	Super Bowl XLVIII, MetLife Stadium, New York/New Jersey





REDSKINS AT PACKERS – WEEK 2

HOME COOKING

The Packers have won 20 of their last 21 and 26 of their last 28 games at Lambeau Field in the regular season.

► Green Bay's .929 winning percentage (26-2) at home since Week 10 of 2009 ranks **No. 1 in the NFL** over that span:

<u>Team</u>	<u>W-L Record</u>	<u>Pct.</u>
1. Green Bay	26-2	.929
2. New England	24-3	.889
3. Baltimore	24-4	.857

► The Packers have averaged 31.8 points per game at home since 2009, **No. 2 in the league** over that span. Green Bay has posted 30-plus points in 15 of 32 home games since '09 and nine 40-point games.

<u>Team</u>	<u>Points Per Game/Home (Since 2009)</u>
1. New England	32.7
2. Green Bay	31.8
3. New Orleans	30.9

► The defense has done its part as well at home since 2009, generating 78 turnovers at Lambeau Field. With Green Bay's offense posting only 33 giveaways over that span, the Packers have a plus-45 turnover ratio at home, **No. 1 in the league** since '09.

<u>Team</u>	<u>TO Differential/Home (Since 2009)</u>
1. Green Bay	plus-45
2. San Francisco	plus-41
3. New England	plus-38

► With the 78 takeaways at home since 2009, the Packers rank No. 1 in the league in that category:

<u>Team</u>	<u>Takeaways/Home (Since 2009)</u>
1. Green Bay	78
2. Chicago	75
3. San Francisco	73

► Green Bay has generated at least two takeaways in 23 of 32 home games since 2009. The Packers have a 22-1 mark (.956) in those games. The Packers have posted two takeaways at Lambeau Field in each of their last four regular-season contests.

► The Packers' win over Tennessee last year in Week 16 gave the team its third straight season with at least seven wins at home. It marks the second-longest streak in franchise history behind only a span of five straight seasons (1994-98) with seven or more victories at home.

► A look at the most home victories over a three-season span in franchise history:

<u>Seasons</u>	<u>Home Wins</u>
1t. 1995-97, 1996-98	23
3t. 1994-96, 2010-12	22
5t. 2000-02, 2009-11	21

► The Packers rank No. 1 in the NFL with their 22 home victories since 2010:

<u>Team</u>	<u>Home Wins</u>
1. Green Bay	22
2t. Baltimore, New England	21
4. Atlanta	20
5. San Francisco	19
6. New Orleans	18

SEPTEMBER STARTS

Under Head Coach **Mike McCarthy**, Green Bay has been one of the most successful teams in the league early in the season.

► Over the past four-plus seasons, the Packers are tied for the fifth-best mark in the league in September:

<u>Team</u>	<u>Sept. Record (2009-13)</u>	<u>Pct.</u>
1t. Baltimore	10-4	.714
1t. Houston	10-4	.714
1t. N.Y. Jets	10-4	.714
4. Chicago	9-4	.692
5t. Green Bay , Atlanta, New England, Philadelphia	9-5	.643

► Since McCarthy took over in 2006, the Packers have a 16-9 (.640) mark in the month of September. That winning percentage ranks No. 5 in the NFL over that span:

<u>Team</u>	<u>Sept. Record (2006-13)</u>	<u>Pct.</u>
1. Baltimore	17-7	.708
2t. Dallas	16-7	.696
2t. New England	16-7	.696
4. Indianapolis	15-8	.652
5. Green Bay	16-9	.640

STAT OF THE WEEK

► When RB **Eddie Lacy** got the start on Sunday afternoon in San Francisco, he became just the third Green Bay rookie to start at running back in a season opener since the 1970 AFL-NFL merger.

► The only other rookies to start at RB in Week 1 for the Packers since 1970 were John Brockington (1971) and Brandon Jackson (2007).

► Lacy posted an even more rare feat when he scored on a 2-yard run in the fourth quarter. According to the Elias Sports Bureau, he became the first Packer to record a rushing touchdown in his first career game since RB Ralph Earhart did so on a 72-yard run against the Boston Yanks on Sept. 17, 1948.

► The last Green Bay player at any position to register a rushing TD in his first career game was QB Mark Brunell, who scored on a 5-yard run at Minnesota on Oct. 20, 1994.

► Lacy finished the game with 41 rushing yards on 14 carries (2.9 avg.) and added a 31-yard reception. The last Packer to have at least 40 rushing yards and 30 receiving yards in his first career game was Jackson (40 rushing/35 receiving vs. Philadelphia, Sept. 9, 2007).

THE DOPE ON THIS WEEK'S OPPONENT:



Packers vs. Redskins:

All-time regular season:
17-13-1

All-time postseason:
1-1

All-time, in Washington:
4-8-0 (includes one postseason meeting)

Streaks: The Packers have won four of the last five meetings.

Last meeting, regular season:
Oct. 10, 2010, at FedExField; Redskins won, 16-13 (OT)

COACHES CAPSULES

Mike McCarthy: 80-43-0, .650, (incl. 6-4 postseason); 8th NFL season

Mike Shanahan: 175-132-0, .570, (incl. 8-6 postseason); 20th NFL season (fourth with Redskins)

Head to Head: 1-1

vs. Opponent: McCarthy 1-1 vs. Redskins; Shanahan 3-3 vs. Packers

MIKE McCARTHY...Is in his eighth year as the Packers' 14th head coach.

- ▶ Joined Vince Lombardi and Mike Holmgren as the only coaches to guide the Packers to a Super Bowl title with a win over Pittsburgh in Super Bowl XLV.
- ▶ Has led the Packers to playoff appearances in five of his seven seasons at the helm, and the team's five postseason berths over the past six seasons are the most by an NFC team.
- ▶ Led Green Bay to 47 regular-season victories from 2009-12, the second most in the NFL over that span and the second most in franchise history over a four-year period.
- ▶ His .650 winning percentage (including playoffs) ranks No. 4 among active NFL coaches (min. 50 games).
- ▶ Was named Packers head coach on Jan. 12, 2006, his first head-coaching job after 13 years as an NFL assistant.
- ▶ Became the first Packers coach since Lombardi to lead the team to a championship game in his second season (2007).

MIKE SHANAHAN...Is in his fourth year as the Redskins' 28th head coach.

- ▶ His 175 career victories (including playoffs) rank second among active coaches, behind only New England's Bill Belichick (206).
- ▶ Served as an NFL head coach for 16 seasons with two teams (Los Angeles Raiders, 1988-89; Denver Broncos, 1995-2008) prior to taking over in Washington.
- ▶ One of only six coaches to win back-to-back Super Bowls, doing so with Denver (1997-98), including the Broncos' triumph over the Packers in Super Bowl XXXII.
- ▶ During his NFL career, he has been a part of teams that have played in nine conference championship games and six Super Bowls. In 32 seasons as a pro and college coach, his teams have participated in postseason or bowl games 23 times.

THE PACKERS-REDSKINS SERIES

- ▶ The Packers first met the Redskins (then Boston Braves) in 1932, five days after Franklin D. Roosevelt won his first presidential election.
- ▶ The two clubs met several times in the early years, most memorably in the 1936 NFL championship game. That year, Redskins owner George Preston Marshall, upset with his fans' lack of support, was moving

his team to Washington and didn't want to host the championship in Boston. So, the NFL moved the game to New York's Polo Grounds, where Green Bay claimed its fourth title, 21-6.

- ▶ In the other playoff meeting in the series, an NFC divisional game on Christmas Eve 1972, Bill Kilmer hit Roy Jefferson on a 32-yard TD pass, and Curt Knight kicked three FGs in a 16-3 Washington win, spoiling the Packers' Central Division crown.
- ▶ The Packers and Redskins played the highest scoring game in *Monday Night Football* history on Oct. 17, 1983, at Lambeau Field, in a game that featured 11 TDs and six FGs.

NOTABLE CONNECTIONS

Packers President/CEO Mark Murphy played eight seasons (1977-84) with the Redskins, serving as co-captain from 1980-84, playing on the Super Bowl XVII championship team, and earning All-Pro and Pro Bowl honors in 1983...Packers vice president of football administration/player finance Russ Ball spent the 2001 season as director of football administration for the Redskins...Packers defensive line coach Mike Trgovac held the same position with the Redskins for two seasons (2000-01)... Redskins LB Nick Barnett was drafted by the Packers in the first round in 2003 and went on to play in 107 games for Green Bay from 2003-10... Redskins DE Phillip Merling appeared in three games for the Packers in 2012...Redskins defensive coordinator Jim Haslett was the head coach in New Orleans when Packers head coach Mike McCarthy served as offensive coordinator for the Saints from 2000-04...Packers special teams assistant Chad Morton played two seasons with Washington (2003-04) and also played for New Orleans (2000) under Haslett...Haslett was Packers assistant head coach/inside LBs Winston Moss' position coach with the Raiders in 1993-94, and Moss also later coached on Haslett's staff in New Orleans...Packers quarterbacks coach Ben McAdoo was on Haslett's staff in New Orleans in 2004...Packers tight ends coach Jerry Fontenot played for Haslett in New Orleans from 2000-03 and secondary-safeties coach Darren Perry played for Haslett with the Saints in 2000... Redskins linebackers coach Bob Slowik was on the coaching staff for five seasons in Green Bay (2000-04), the last as defensive coordinator... Slowik was also on the staff in Chicago when Fontenot played for the Bears...Redskins offensive line coach Chris Foerster is a Milwaukee, Wis., native...Redskins defensive line coach Jacob Burney coached on the staff at the University of Wisconsin in 1989...Redskins offensive assistant Aubrey Pleasant played safety at the University of Wisconsin from 2005-08...Redskins strength & conditioning coach Ray Wright was an assistant with the Houston Texans when Packers defensive coordinator Dom Capers was head coach there...Packers DT Ryan Pickett and Redskins LB London Fletcher were teammates with the Rams in 2001.

LAST MEETING, REGULAR SEASON

- Oct. 10, 2010, at FedExField; Redskins won, 16-13 (OT).
- ▶ K Graham Gano's 45-yard field goal with 1:07 remaining in the game tied the contest at 13 and his 33-yarder midway through overtime gave the Redskins the win.
 - ▶ The Packers had a chance to win the game in regulation, but K Mason Crosby's 53-yard attempt with one second left hit the left upright.
 - ▶ QB Aaron Rodgers connected on 27 of 46 passes for 293 yards and a TD with one INT and RB Brandon Jackson rushed for 115 yards on 10 carries (11.5 avg.), highlighted by a 71-yarder.
 - ▶ Redskins QB Donovan McNabb threw for 357 yards and a TD on 26-of-49 passing and WR Santana Moss led Washington with 118 yards receiving on seven grabs (16.9 avg.).



REDSKINS AT PACKERS – WEEK 2

BREAKING DOWN THE 53

The Packers' current 53-man roster is composed of 23 offensive players, 27 defensive players and three specialists.

- ▶ Of the 53 players on Green Bay's roster, 33 of them (62.3 percent) were drafted by the Packers.
- ▶ With nine non-drafted free agents on the roster having entered the league with Green Bay, 42 of the 53 players (79.2 percent) began their pro careers with the Packers. Of the 53 players on the team, 50 of them have only seen regular-season NFL action with the Packers.
- ▶ Nearly half of the players (26 of 53, 49.1 percent) on Green Bay's roster entered the league as a sixth-round or seventh-round pick or as an undrafted player. More than a third of the players (18, 34.0 percent) on the roster were not drafted.
- ▶ Only 15 of the 53 players on the roster (28.3 percent) were selected in the first three rounds of the draft.
- ▶ Of the 53 players on the roster, 44 of them (83.0 percent) are 28 years old or younger.

GREEN BAY'S ROSTER ...

BY AGE (as of Sept. 15)

21-24	25 players
25-28	19 players
29-32	7 players
33-plus	2 players

BY EXPERIENCE

R-1	13 players
2-3	12 players
4-5	15 players
6-9	11 players
10-plus	2 players

BY DRAFT ROUND

1st	7 players
2nd/3rd	8 players
4th/5th	12 players
6th/7th	8 players
Undrafted	18 players

- ▶ The Packers had three rookie free agents make the 53-man roster (S **Chris Banjo**, LB **Andy Mulumba**, G **Lane Taylor**), one that features 11 rookies overall. Green Bay has had at least three non-drafted free agents make the opening-day roster each of the last four seasons.
- ▶ With the three rookie free agents on the opening-day roster this season, it brought the Packers' four-year total (2010-13) to 13 undrafted free agents on the Week 1 roster. According to the Elias Sports Bureau, that is tied for the third most in the NFL over that span:

Team	Rookie FAs/Week 1 Roster (2010-13)
1. St. Louis	17
2. Cleveland	16
3t. Green Bay	13
3t. Jacksonville	13
3t. New England	13

WHAT TO WATCH FOR ON SUNDAY

- ▶ In his last four regular-season games, QB **Aaron Rodgers** has completed 99 of 151 passes (65.6 percent) for 1,331 yards and 13 TDs with one INT for a 119.4 passer rating.
- ▶ Rodgers has not had a two-INT game in 40 straight regular-season starts, the longest streak in NFL history since the 1970 AFL-NFL merger.
- ▶ WR **Randall Cobb** has gone over the 100-yard receiving mark in three of his last four regular-season games, posting 23 receptions for 387 yards (16.8 avg.) and two TDs over that span.
- ▶ WR **Jordy Nelson** has posted a 21.7-yard receiving average over his last two regular-season games, catching 10 passes for 217 yards and two TDs. He has caught a TD pass in three of his last four games.
- ▶ Nelson has caught 14 TD passes at home since 2011, which is tied for No. 2 in the league over that span behind only Patriots TE Rob Gronkowski (16).
- ▶ TE **Jermichael Finley** needs 54 receiving yards to move past Ron Kramer (2,594) for No. 2 among tight ends in franchise history.
- ▶ Finley has caught at least five passes in four consecutive regular-season games, the longest streak in franchise history by a tight end. He has posted 259 receiving yards and a TD on 23 grabs (11.3 avg.) in those four contests.
- ▶ P **Tim Masthay** needs to place one punt inside the 20-yard line to move into sole possession of third place in team history (since 1976) for most punts inside the 20. He has 79 for his career, which is tied with David Beverly, and trails Craig Hentrich (104) and Josh Bidwell (85).
- ▶ Green Bay has forced two turnovers in each of its last four regular-season home games.
- ▶ The Packers have held their opponent to 20 points or less in six of their last seven regular-season games at Lambeau Field.
- ▶ Green Bay has scored at least 22 points in 16 consecutive regular-season games at home, the longest current streak in the league and the longest by the Packers in franchise history (see page 5 for more).

SELECT COMPANY

By starting in the season opener at San Francisco this past Sunday, **David Bakhtiari** became just the fourth Green Bay rookie to start at left tackle in Week 1 since the AFL-NFL merger in 1970 and the first to do so since 1985.

- ▶ A look at the four Green Bay rookies who have started at LT in the season opener since the 1970 merger:

<u>Player</u>	<u>Date/Opponent</u>
Bill Bain	Sept. 21, 1975, vs. Detroit
Mark Koncar	Sept. 12, 1976, vs. San Francisco
Ken Ruettggers	Sept. 8, 1985, at New England
David Bakhtiari	Sept. 8, 2013, at San Francisco

- ▶ Bakhtiari was drafted by the Packers in the fourth round (109th overall) out of the University of Colorado. Of the four players to start at LT in Week 1 for the Packers since the merger, he is the only one not to be drafted in the first two rounds. Ruettggers (No. 7 overall) and Koncar (No. 23 overall) were first-round picks and Bain was a second-round selection (No. 47 overall).
- ▶ Bakhtiari was the **only rookie in the league** to start at left tackle in Week 1 this season.



REDSKINS AT PACKERS – WEEK 2

PUT IT ON THE BOARD

Last season marked the sixth consecutive campaign (2007-12) that the Packers finished in the top 10 in the league in scoring. Green Bay was joined by New England as the only teams to accomplish that feat over the past six seasons.

► Green Bay finished last season ranked **No. 5 in the NFL** in points per game:

<u>Team</u>	<u>Points/Game (2012)</u>
1. New England	34.8
2. Denver	30.1
3. New Orleans	28.8
4. Washington	27.3
5. Green Bay	27.1

► Last season marked the fifth time in the past six seasons that Green Bay finished in the top five in the league in scoring.

► The Packers rank No. 3 in the league in scoring since 2011 with an average of 30.9 points per game:

<u>Team</u>	<u>Points/Game (Since 2011)</u>
1. New England	33.1
2. New Orleans	31.2
3. Green Bay	30.9

► The Packers' scoring average from 2011-12 was the best in franchise history over a two-year span since the team entered the NFL in 1921:

<u>Seasons</u>	<u>Points/Game</u>
1. 2011-12	31.0
2. 2010-11	29.6
3. 1961-62	28.8

CONSISTENCY AT HOME

The Packers enter Sunday's contest having scored at least 22 points in every regular-season game at Lambeau Field over the past two seasons, a stretch of 16 games that is the longest current streak in the league.

► A look at the longest current home streaks in the NFL:

<u>Team</u>	<u>22-Plus Points (Consec. Games)</u>
1. Green Bay	16
2. Denver	9
3t. Dallas, New England	7

► The Packers' streak of 16 straight games with at least 22 points at home is the **longest in franchise history** and the longest in the league since New Orleans posted a 20-game streak at home from 2007-09.

► Green Bay has posted a league-high eight games with 35-plus points at home since 2011:

<u>Team</u>	<u>35-Point Games/Home</u>
1. Green Bay	8
2. New Orleans	7
3. N.Y. Giants	6

PROLIFIC PACKERS

Over the past three-plus seasons, Green Bay has been one of the most productive offenses in the NFL.

► A glance at where the Packers rank in several offensive categories since 2010:

<u>Team</u>	<u>Points Per Game</u>
1. New England	32.9
2. New Orleans	28.9
3. Green Bay	28.8

<u>Team</u>	<u>30-Point Games</u>
1. New England	33
2. New Orleans	24
3. Green Bay	21

<u>Team</u>	<u>40-Point Games</u>
1t. Green Bay	10
1t. New England	10
3. New Orleans	7

<u>Team</u>	<u>Total Touchdowns</u>
1. New England	195
2. Green Bay	173
3. New Orleans	170

<u>Team</u>	<u>Passing Touchdowns</u>
1. Green Bay	125
2. New Orleans	124
3. New England	112

<u>Team</u>	<u>Net Yards Per Game</u>
1. New Orleans	416.9
2. New England	407.0
3. Detroit	383.0
4. Philadelphia	382.1
5. Houston	376.9
6. N.Y. Giants	375.7
7. Green Bay	374.4

<u>Team</u>	<u>Net Passing Yards/Game</u>
1. New Orleans	308.7
2. Detroit	283.7
3. New England	283.0
4. Green Bay	273.9

► A look at Green Bay's regular-season record since 2006 by point total:

<u>Points Scored</u>	<u>GB Record Since 2006</u>
30-plus	43-3 (.935)
21-29	23-16 (.590)
11-20	5-12 (.294)
10 or less	3-8 (.273)



REDSKINS AT PACKERS – WEEK 2

KEEPING THE CHAINS MOVING

Green Bay's offense ranked **No. 9 in the league** on third down last season, converting 90 of 213 opportunities (42.3 percent):

Team	Third-Down Conversion Rate
1. New England	48.7
2. Atlanta	45.1
3. Denver	45.1
4. New Orleans	44.0
5. Dallas	43.9
6. Carolina	43.1
7. Indianapolis	42.8
8. Detroit	42.5
9. Green Bay	42.3
10. Pittsburgh	42.0

- ▶ It was the sixth straight season (2007-12) that Green Bay's offense finished in the top 10 on third down, one of only three teams in the league to do so over that span (New Orleans, New England).
- ▶ Green Bay posted 1,434 total net yards on third down last season, which ranked **No. 2 in the NFL**:

Team	Total Net Yards/Third Down
1. New Orleans	1,479
2. Green Bay	1,434
3. Indianapolis	1,369
4. Detroit	1,332
5. Denver	1,305

- ▶ The Packers posted a season-high 60.0 conversion percentage (9 of 15) at St. Louis last season in Week 7. It was their best performance on third down since converting 60.0 percent (6 of 10) of their third-down chances at the N.Y. Giants in Week 13 of 2011.
- ▶ The Packers converted at a 48.1-percent clip on third down in 2011, good for No. 3 in the NFL behind only New Orleans (56.7) and San Diego (48.8).
- ▶ Two of the top four seasons in team history since the 1970 AFL-NFL merger have come under Head Coach **Mike McCarthy**:

Season	Third-Down Conversion Rate
1. 1995	49.1
2. 2011	48.1
3. 2004	47.3
4. 2009	47.0

- ▶ A look at where Green Bay's offense ranks on third down in the NFL since 2009:

Team	Third-Down Conversion Rate
1. New Orleans	48.6
2. New England	46.9
3. Green Bay	44.6
4. Atlanta	44.4
5. San Diego	43.9

PRODUCTION APLENTY INSIDE THE 20

The Packers once again had an efficient season in the red zone, scoring touchdowns on 32 of 47 opportunities in 2012.

- ▶ Green Bay ranked No. 3 in the NFL in both TD percentage (68.1) and points per red-zone trip (5.30) last season:

Team	Red-Zone TD Efficiency
1. New England	70.0 (49-70)
2. New Orleans	68.4 (39-57)
3. Green Bay	68.1 (32-47)
4. Washington	60.4 (32-53)
5. Detroit	60.0 (33-55)

Team	Red-Zone Point Avg.
1. New England	5.61
2. New Orleans	5.47
3. Green Bay	5.30
4. Houston	5.09
5. Seattle	5.07

- ▶ According to STATS LLC, it was the Packers' best red-zone season since 1995. Since 1995, four of the top six season marks have come under Head Coach **Mike McCarthy's** direction:

Season	Red-Zone TD Efficiency
1. 2012	68.09 (32-47)
2. 1995	66.67 (40-60)
3. 2004	65.38 (34-52)
4. 2011	65.15 (43-66)
5. 2008	60.42 (29-48)
6. 2010	60.38 (32-53)

- ▶ The Packers got off to a good start in the red zone by scoring on all four of their red-zone opportunities at San Francisco this past Sunday.
- ▶ Including its two playoff contests in 2012, Green Bay has scored touchdowns on **21 of its last 24 trips** (87.5 percent) inside the red zone over its last six games.
- ▶ In 2011, the Packers ranked **No. 1 in the NFC** and **No. 3 in the NFL** in red-zone efficiency:

Team	Red-Zone TD Efficiency (2011)
1. N.Y. Jets	65.5 (36-55)
2. New England	65.3 (47-72)
3. Green Bay	65.2 (43-66)

- ▶ Last season marked the fifth straight top-10 finish in the category for the Packers. In 2010, Green Bay checked in at No. 6 in the NFL at 60.4. The team finished No. 9 in 2009 (54.8) and No. 6 in 2008 (60.4).
- ▶ Green Bay was the **only team in the NFL** to finish in the top 10 in red-zone efficiency each year from 2008-12.
- ▶ A look at the top red-zone percentages in the league since 2008:

Team	Red-Zone TD Efficiency
1. Green Bay	62.1 (174-280)
2. Indianapolis	61.1 (151-247)
3. New England	60.2 (207-344)



REDSKINS AT PACKERS – WEEK 2

NOT IN A GIVING MOOD

Green Bay turned the ball over just 16 times last season, which was **tied for No. 2 in the league**:

Team	Total Giveaways (2012)
1. Washington	14
2t. Green Bay	16
2t. Baltimore	16
2t. New England	16
2t. San Francisco	16

► The three best giveaway seasons in franchise history have come under Head Coach **Mike McCarthy's** direction:

Season	Total Giveaways
1. 2011	14
2t. 2009, 2012	16
4. 1972	19

► **Since 2009**, Green Bay has turned the ball over only 70 times, which ranks **No. 2 in the NFL** over that span:

Team	Total Giveaways Since 2009
1. New England	68
2. Green Bay	70
3. San Francisco	73
4t. Atlanta, Houston	83
6. Baltimore	86

► Green Bay has registered 22 zero-turnover games since 2009, No. 3 in the NFL over that span:

Team	Zero-Turnover Games Since 2009
1. New England	27
2. San Francisco	24
3. Green Bay	22
4. Baltimore	19
5t. Atlanta, Houston	18

► The Packers and the 49ers were the only teams in the NFL to have at least four zero-turnover games each of the past four seasons (2009-12).

► The Packers' 52 giveaways from 2010-12 matched the franchise record for the fewest over a three-year span in franchise history, tying the mark set from 2009-11.

► Green Bay is 52-16 (.765) in the regular season under **Mike McCarthy** when it doesn't have a giveaway or turns it over just once. A look at the Packers' record by the number of giveaways they have in a game since 2006:

Giveaways In Game	GB Record Since 2006
None	27-5 (.844)
One	25-11 (.694)
Two	17-13 (.567)
Three-plus	5-10 (.333)

OUTSIDE THE ZONE

In addition to their red-zone success last season, the Packers also displayed a high level of production outside that area in 2012.

► Green Bay ranked **No. 1 in the league** for the second straight season in scoring and total TDs outside the red zone:

Team	Pts. Outside Red Zone (2012)
1. Green Bay	155
2. Washington	151
3. Tampa Bay	144

Team	TDs Outside Red Zone (2012)
1. Green Bay	17
2. Washington	16
3t. Carolina, New Orleans	14

► In 2011, the Packers led the NFL in both scoring outside the red zone (154 points) and TDs outside the red zone (20).

► Green Bay ranks **No. 1 in the NFL** with 309 points outside the red zone since 2011:

Team	Pts. Outside Red Zone (Since 2011)
1. Green Bay	309
2. New Orleans	273
3. Dallas	250

► The Packers are the **only NFL team** to register back-to-back 150-point seasons outside the red zone since the statistic began to be recorded by STATS LLC in 1995.

► The Packers have finished in the top 10 in the league in scoring outside the red zone in five of the last six seasons, checking in at No. 2 in 2007 (150 points), tied for No. 10 in 2008 (103 points) and No. 3 in 2009 (134 points).

► A look at the top scoring seasons outside the red zone recorded by the Packers **since 1995** (according to STATS LLC):

Season	Points Outside Red Zone
1. 2012	155
2. 2011	154
3. 2007	150
4. 2001	145
5. 1998	141

Season	TDs Outside Red Zone
1. 2011	20
2. 2012	17
3t. 1998, 2001, 2003, 2007, 2009	16

► QB **Aaron Rodgers** led the league with 15 TD passes outside the red zone in 2012:

Player	20-Plus-Yard TD Passes
1. Aaron Rodgers, GB	15
2. Tony Romo, DAL	14
3. Drew Brees, NO	12



REDSKINS AT PACKERS – WEEK 2

AT THE HELM

Having led Green Bay to the playoffs in five of his seven seasons as head coach, **Mike McCarthy** is joined by Vince Lombardi and Mike Holmgren as the only coaches to guide the Packers to a Super Bowl win with a victory over Pittsburgh in Super Bowl XLV.

- ▶ McCarthy joined Pittsburgh's Bill Cowher (2005) as the only Super Bowl-winning coaches to lead their respective teams to three road wins as the No. 6 seed in the postseason en route to a world title.
- ▶ Including playoffs, McCarthy has an 80-43 record since taking over as head coach in 2006, a .650 winning percentage that ranks **No. 4 among current NFL head coaches** (minimum 50 games):

<u>Coach</u>	<u>Winning Pct.</u>
1. John Harbaugh, BAL	.670 (63-31)
2. Mike Smith, ATL	.663 (57-29)
3. Bill Belichick, CLE/NE	.654 (206-109)
4. Mike McCarthy, GB	.650 (80-43)
5t. Sean Payton, NO; Mike Tomlin, PIT	.648 (68-37)

- ▶ McCarthy's .600 winning percentage in the playoffs (6-4) ranks No. 3 in franchise history:

<u>Coach</u>	<u>Playoff Winning Pct.</u>
1. Vince Lombardi, 1959-67	.900 (9-1)
2. Mike Holmgren, 1992-98	.643 (9-5)
3. Mike McCarthy, 2006-13	.600 (6-4)

- ▶ With 80 overall wins, McCarthy ranks No. 4 in team history:

<u>Coach</u>	<u>Overall Wins</u>
1. Curly Lambeau, 1921-49	212
2. Vince Lombardi, 1959-67	98
3. Mike Holmgren, 1992-98	84
4. Mike McCarthy, 2006-13	80
5. Mike Sherman, 2000-05	59

- ▶ McCarthy won his 75th career game (including playoffs) at Detroit in Week 11 of 2012, tying Kansas City's Andy Reid for the fastest to 75 wins among active NFL head coaches. It is the third fastest in team history:

<u>Coach</u>	<u>Games Needed For 75 Wins</u>
1t. Mike McCarthy, GB	114
1t. Andy Reid, PHI/KC	114
3. Mike Shanahan, OAK/DEN/WAS	119
4. Tom Coughlin, JAX/NYG	140

<u>Coach</u>	<u>Games Needed For 75 Wins</u>
1. Vince Lombardi	102
2. Mike Holmgren	111
3. Mike McCarthy	114
4. Curly Lambeau	117

- ▶ McCarthy has guided the Packers to four seasons with 11-plus wins (2007, 2009, 2011-12). That is tied with Lombardi (1961-63, 1966) and Holmgren (1995-98) for the **most by a coach in franchise history**.

- ▶ Since McCarthy took over in 2006, the Packers rank **No. 3 in the NFL** in regular-season winning percentage:

<u>Team</u>	<u>Winning Pct.</u>
1. New England	.788 (89-24)
2. Indianapolis	.664 (75-38)
3. Green Bay	.655 (74-39)
4. Baltimore	.637 (72-41)
5. Pittsburgh	.628 (71-42)

THE WINS KEEP COMING

With a win in Week 15 at Chicago in 2012, Green Bay posted its fourth straight 10-win season, tying a franchise record (1929-32, 1995-98, 2001-04).

- ▶ A victory vs. Tennessee in Week 16 brought the Packers' win total from 2009-12 to 47, which ranks second in franchise history:

<u>Seasons</u>	<u>Regular-Season Wins</u>
1. 1995-98	48
2. 2009-12	47
3. 1994-97	46

- ▶ Green Bay and New England were the only two teams in the league to win at least 10 regular-season games each of the last four seasons (2009-12).

- ▶ A look at the top regular-season win totals in the league since 2009:

<u>Team</u>	<u>Regular-Season Wins (Since 2009)</u>
1. New England	50
2. Green Bay	47
3t. Atlanta, New Orleans	45

2012 HONOR ROLL

CB Casey Hayward

NFL Defensive Rookie of the Month – October
All-Rookie Team – *Pro Football Weekly*/PFWA

CB Davon House

NFC Special Teams Player of the Week – Week 8 (vs. Jacksonville)

P Tim Masthay

NFC Special Teams Player of the Week – Week 2 (vs. Chicago)

LB Clay Matthews

Midseason All-Pro Team – *Pro Football Weekly*
2013 Pro Bowl selection (fourth career)
All-NFC Team – *Pro Football Weekly*/PFWA
Second-Team All-Pro – *The Associated Press*

QB Aaron Rodgers

NFC Offensive Player of the Week – Week 4 (vs. New Orleans)
NFC Offensive Player of the Week – Week 6 (at Houston)
FedEx Air NFL Player of the Week – Week 6 (at Houston)
NFC Offensive Player of the Month – October
Midseason All-Pro Team – *Pro Football Weekly*
FedEx Air NFL Player of the Week – Week 16 (vs. Tennessee)
2013 Pro Bowl selection (third career)
All-NFC Team – *Pro Football Weekly*/PFWA
Second-Team All-Pro – *The Associated Press*

C Jeff Saturday

2013 Pro Bowl selection (sixth career)



REDSKINS AT PACKERS – WEEK 2

SACKING PACK

The Packers finished in the top five in the league last season in both sacks and sack yardage, the second time they had done so in both categories in the three seasons (also 2010):

<u>Team</u>	<u>Sacks (2012)</u>
1t. Denver, St. Louis	52
3. Cincinnati	51
4. Green Bay	47
5t. Houston, Minnesota	44

<u>Team</u>	<u>Sack Yardage (2012)</u>
1. Denver	364
2. Cincinnati	341
3. St. Louis	325
4. Green Bay	309
5. Chicago	289

► Green Bay's sack total last season was tied for the fifth best in franchise history (since team sacks began to be recorded in 1963):

<u>Season</u>	<u>Sacks</u>
1. 2001	52
2. 1998	50
3t. 1978, 1985	48
5t. 1966, 2010, 2012	47

► The Packers had 15 different players register at least one full sack last season, **No. 2 in the NFL** behind only the Browns:

<u>Team</u>	<u>Players With A Sack</u>
1. Cleveland	16
2. Green Bay	15
3t. Cincinnati, St. Louis	13

► With the 15 players in 2012, the Packers tied the top single-season mark in franchise history:

<u>Season</u>	<u>Packers With A Sack</u>
1t. 1987, 2012	15
3t. 2003, 2009, 2010	14

► Since 2010, the Packers have registered 125 sacks, which ranks **No. 5 in the league** over that span:

<u>Team</u>	<u>Sacks (Since 2010)</u>
1. St. Louis	138
2. N.Y. Giants	129
3. Miami	128
4. Minnesota	126
5. Green Bay	125

KEEPING THEM OUT

Since defensive coordinator **Dom Capers** joined the staff in 2009, the Packers have been one of the best defenses in the league when it comes to points and touchdowns allowed.

► The Packers rank **No. 4 in the league** in both scoring defense and overall touchdowns allowed **since 2009**:

<u>Team</u>	<u>Points Allowed Per Game</u>
1. Pittsburgh	17.1
2. San Francisco	17.8
3. Baltimore	18.3
4. Green Bay	19.5
5. Atlanta	19.8

<u>Team</u>	<u>Overall TDs Allowed</u>
1. Pittsburgh	116
2. Baltimore	120
3. San Francisco	121
4. Green Bay	142
5. Chicago	143

► Green Bay's defense has been particularly stingy when it comes to rushing TDs given up, ranking No. 3 in the NFL in that category since '09:

<u>Team</u>	<u>Rushing TDs Allowed</u>
1. Pittsburgh	29
2. San Francisco	32
3. Green Bay	34
4. Minnesota	37
5. Baltimore	38

► The Packers allowed an average of 21.0 points per game last season, which ranked **No. 11 in the league**.

► The Packers allowed 101 touchdowns from 2009-11, the **fewest allowed by the team over a three-year span** since Green Bay gave up 99 touchdowns from 2001-03.

► In 2011, the Packers ranked No. 19 in the league in scoring defense at 22.4 points per game.

► That came on the heels of a 2010 Super Bowl campaign that saw Green Bay finish No. 2 in the NFL at 15.0 points per game, the team's best scoring-defense mark since its Super Bowl title team of 1996 (13.1 ppg.).

► It was the second consecutive top-10 finish in scoring defense for the Packers after they ranked No. 7 in the league in 2009 at 18.6 ppg.

► Green Bay is 52-9 (.852) under Head Coach **Mike McCarthy** when it allows 20 or fewer points and 70-18 (.795) when it allows less than 30 points. A look at the Packers' regular-season record **since 2006** by points allowed:

<u>Points Allowed</u>	<u>GB Record Since 2006</u>
10 or less	20-1 (.952)
11-20	32-8 (.800)
21-29	18-9 (.667)
30-plus	4-21 (.160)



REDSKINS AT PACKERS – WEEK 2

TIGHTENING UP

Green Bay's pass defense made noticeable strides in 2012, with the team finishing the season ranked **No. 11 in the NFL** (218.3 ypg).

- ▶ That was more than an 81-yard improvement from Green Bay's average in 2011, when the Packers allowed a league-high 299.8 yards per game.
- ▶ Green Bay limited its opposition to less than 120 net passing yards in five games last season. That ranked **No. 1 in the league**:

<u>Team</u>	<u>Games/<120 Net Passing Yards</u>
1. Green Bay	5
2t. San Francisco, Seattle	4
4. Chicago	3

- ▶ A look at the Packers' best single-season marks since the league went to a 16-game format in 1978:

<u>Season</u>	<u>Games/<120 Net Passing Yards</u>
1. 1978	6
2t. 1979, 1988, 2012	5
5. 2005	4

- ▶ Green Bay ranked No. 4 in the NFL in opponent passer rating in 2012, its seventh straight top-10 finish in the category:

<u>Team</u>	<u>Opponent Passer Rating</u>
1. Arizona	71.2
2. Chicago	71.3
3. Seattle	71.8
4. Green Bay	76.8
5. Atlanta	77.1

SHORING UP THE SCORING DEFENSE

In eight of their last 10 regular-season games in 2012, and nine of 11 including the Wild Card playoff win, the Packers held their opponent to 20 points or less.

- ▶ That stretch of strong play in that area helped propel Green Bay to a **No. 11 ranking in scoring defense** last season:

<u>Team</u>	<u>Points Allowed (2012)</u>
1. Seattle	245 (15.3)
2. San Francisco	273 (17.1)
3. Chicago	277 (17.3)
4. Denver	289 (18.1)
5. Atlanta	299 (18.7)
6. Pittsburgh	314 (19.6)
7. Miami	317 (19.8)
8. Cincinnati	320 (20.0)
9t. Houston	331 (20.7)
9t. New England	331 (20.7)
11. Green Bay	336 (21.0)

- ▶ Since defensive coordinator **Dom Capers** took over the defense in 2009, the Packers have finished in the top 11 in the league in scoring defense in three of four seasons. Green Bay ranked No. 7 in the NFL in 2009 (18.6 ppg) and No. 2 in the league in 2010 (15.0 ppg).

DIFFERENTIAL MAKES A DIFFERENCE

The Packers finished the 2012 season ranked No. 10 in the NFL with a plus-7 turnover differential:

<u>Team</u>	<u>Turnover Margin (2012)</u>
1. New England	plus-25
2. Chicago	plus-20
3. Washington	plus-17
4. N.Y. Giants	plus-14
5t. Atlanta, Seattle	plus-13
7. Houston	plus-12
8t. Cleveland, San Francisco	plus-9
10. Green Bay	plus-7

- ▶ Green Bay has finished in the top 10 in the league in turnover differential each of the past six seasons (2007-12), the **only team in the NFL** to accomplish that feat over that span.

- ▶ The Packers either won the turnover battle or came out even in the category in **every game in 2011**. They were the **only team in the NFL** to accomplish that feat in 2011.

- ▶ Green Bay has won the turnover battle or come out even in 29 of its last 35 regular-season games (Week 1 vs. San Francisco, Week 4 vs. New Orleans, Week 12 at the N.Y. Giants, Week 15 at Chicago, Week 17 at Minnesota last season, Week 1 at San Francisco this season the lone exceptions).

- ▶ Green Bay ranked **No. 2 in the league** in 2011 with a plus-24 turnover differential, trailing only San Francisco (plus-28). That mark was tied for No. 2 in franchise history. Two of the top five ratios have come under Head Coach **Mike McCarthy**:

<u>Season</u>	<u>Turnover Margin</u>
1. 1943	plus-26
2t. 1941	plus-24
2t. 1965	plus-24
2t. 2009	plus-24
2t. 2011	plus-24

- ▶ A look at where Green Bay ranks in the category since 2009:

<u>Team</u>	<u>Turnover Margin (Since 2009)</u>
1. New England	plus-75
2. Green Bay	plus-63
3. San Francisco	plus-45

- ▶ During McCarthy's tenure, the Packers have a 56-6 (.903) regular-season record when they come out ahead in the game in turnover ratio, and a 8-24 (.250) mark when they lose the takeaway battle:

<u>Turnover Margin</u>	<u>GB Record Since 2006</u>
minus-3 or worse	0-2 (.000)
minus-2	2-9 (.182)
minus-1	6-13 (.316)
even	10-9 (.526)
plus-1	25-3 (.893)
plus-2	14-1 (.933)
plus-3 or more	17-2 (.895)



REDSKINS AT PACKERS – WEEK 2

PICKING PACK

Green Bay had 18 interceptions last season, which was **tied for No. 8 in the NFL**:

Team	Interceptions
1. Chicago	24
2. Arizona	22
3t. N.Y. Giants, Washington	21
5t. Atlanta, New England	20
7. Tennessee	19
8t. Green Bay , Seattle, Tampa Bay	18

- ▶ The Packers have finished in the top eight in the league in INTs every season under Head Coach **Mike McCarthy** (2006-12), the **only team in the league** to do so over that span.
- ▶ The Packers lead the NFL with 49 interceptions since 2011:

Team	Interceptions (Since 2011)
1. Green Bay	49
2. Chicago	46
3. New England	43

- ▶ In 2011, the Packers led the league in interceptions (31) for the second time in three seasons (2009).
- ▶ Green Bay's interception total in 2011 was the best by the team since the 1970 AFL-NFL merger and the most since the Packers also recorded 31 INTs in 1962. A look at the best team totals since 1970:

Season	Interceptions
1. 2011	31
2t. 1981	30
2t. 2009	30

- ▶ The Packers' two INTs for touchdowns in Week 9 at San Diego in 2011 gave them three for the season, their franchise-record fourth straight season recording at least three interception returns for TDs. The last NFL team to register four straight seasons with at least three INT returns for TDs was the Los Angeles Rams from 1983-86.
- ▶ The Packers' 1,948 INT return yards from 2008-11 were the **most by an NFL team over a four-year period since the merger**. A look at where Green Bay ranks in several interception categories **since 2008**:

Team	Interceptions
1. Green Bay	125
2. Chicago	102
3. New England	100

Team	Interception TDs
1. Green Bay	17
2. Chicago	15
3. Tampa Bay	14

Team	INT Return Yardage
1. Green Bay	2,194
2. Tampa Bay	1,631
3. Tennessee	1,519

TAKE IT AWAY NOW

Since Head Coach **Mike McCarthy** took over in 2006, Green Bay has been one of the most productive teams in the league when it comes to taking the ball away from its opponents.

- ▶ Last season, Green Bay recorded 23 takeaways (tied for No. 18 in the NFL). The Packers have generated 222 takeaways since '06, **No. 3 in the league** over that span:

Team	Total Takeaways Since 2006
1. Chicago	250
2. New England	231
3. Green Bay	222
4. Baltimore	209
5t. Arizona, N.Y. Giants	205

- ▶ Since **Dom Capers** took over as defensive coordinator in 2009, the Packers have posted at least 32 takeaways in three of four seasons (2009-11):

Team	Total Takeaways Since 2009
1. New England	143
2. Chicago	141
3. Green Bay	133
4. N.Y. Giants	130
5t. Atlanta, San Francisco	120

- ▶ Green Bay's takeaway total of 110 from 2009-11 was the best three-year mark by the club since it generated 116 turnovers from 2001-03.
- ▶ The Packers have a **55-12 record** (.821) when they record **at least two takeaways** in a game under McCarthy. A look at the Packers' record by the number of takeaways they have in a game since 2006:

Takeaways In Game	GB Record Since 2006
None	1-14 (.067)
One	18-13 (.581)
Two	24-7 (.774)
Three-plus	31-5 (.861)

- ▶ Since 2008, the Packers have registered at least 100 takeaway points in four of five seasons. The lone exception was in 2012, when Green Bay registered 53 takeaway points.
- ▶ A glance at the top takeaway point totals in the league since 2008:

Team	Takeaway Points (Since 2008)
1. New England	578
2. Green Bay	547
3. Baltimore	525
4. New Orleans	514
5. N.Y. Giants	476

- ▶ The Packers have finished in the top five in the league in takeaway points in four of the last five seasons, checking in at No. 1 in 2008 (124 points), tied for No. 1 in 2009 (141 points), No. 5 in 2010 (111 points) and No. 5 in 2011 (118 points).



REDSKINS AT PACKERS – WEEK 2

AMONG THE LEADERS ONCE AGAIN

Coming off one of the finest campaigns by a quarterback in NFL history, QB **Aaron Rodgers** once again was among the league leaders in several categories last season (min. 224 attempts/14 per game):

<u>Quarterback</u>	<u>Passer Rating (2012)</u>
1. Aaron Rodgers, GB	108.0
2. Peyton Manning, DEN	105.8
3. Robert Griffin III, WAS	102.4

<u>Quarterback</u>	<u>Passing TDs (2012)</u>
1. Drew Brees, NO	43
2. Aaron Rodgers, GB	39
3. Peyton Manning, DEN	37

<u>Quarterback</u>	<u>Touchdown Pct. (2012)</u>
1. Aaron Rodgers, GB	7.1
2. Russell Wilson, SEA	6.6
3. Drew Brees, NO	6.4

<u>Quarterback</u>	<u>TD/INT Ratio (2012)</u>
1. Aaron Rodgers, GB	4.88 (39/8)
2. Tom Brady, NE	4.25 (34/8)
3. Robert Griffin III, WAS	4.00 (20/5)

<u>Quarterback</u>	<u>Completion Pct. (2012)</u>
1. Matt Ryan, ATL	68.62
2. Peyton Manning, DEN	68.61
3. Aaron Rodgers, GB	67.21

<u>Quarterback</u>	<u>Interception Pct. (2012)</u>
1. Tom Brady, NE	1.26
2. Robert Griffin III, WAS	1.27
3. Aaron Rodgers, GB	1.45

- ▶ Rodgers led the league in passer rating for the second consecutive season in 2012, becoming the first quarterback to do so since Peyton Manning led the NFL in the category in three straight seasons (2004-06).
- ▶ Rodgers' combined passer rating of 114.9 from 2011-12 was the best **two-season passer rating in NFL history** (min. 700 att.):

<u>Quarterback</u>	<u>Passer Rating</u>
1. Aaron Rodgers, GB, 2011-12	114.9
2. Peyton Manning, IND, 2004-05	113.0
3. Aaron Rodgers, 2010-11	112.1

- ▶ Rodgers finished last season with 371 completions, one shy of the single-season franchise mark:

<u>Quarterback</u>	<u>Completions</u>
1. Brett Favre, 2005	372
2. Aaron Rodgers, 2012	371
3. Brett Favre, 1994	363

- ▶ With 39 TD passes on the season, Rodgers now has two of the top three single-season totals in franchise annals:

<u>Quarterback</u>	<u>Passing TDs</u>
1. Aaron Rodgers, 2011	45
2t. Aaron Rodgers, 2012	39
2t. Brett Favre, 1996	39

- ▶ Rodgers threw 25 TD passes in the first nine games last season, the second straight year he had thrown 25-plus TDs in the opening nine contests. He is the **only quarterback in NFL history** to post 25-plus TD passes in his team's first nine games in two different seasons (28 TD passes in 2011).
- ▶ In 2011, Rodgers connected on 343 of 502 passes (68.3 percent) for 4,643 yards and a career-high 45 TDs with six INTs on his way to earning NFL Most Valuable Player honors from *The Associated Press*. His 122.5 passer rating in 2011 set an NFL single-season record:
- ▶ The Packers have averaged 28.06 points per game in Rodgers' 79 career regular-season starts, **No. 1 among QBs** since 1950 (min. 50 starts):

<u>Quarterback</u>	<u>Points Per Game</u>
1. Aaron Rodgers, GB	28.06
2. Tom Brady, NE	27.98
3. Norm Van Brocklin, LA/PHI	27.14

- ▶ On his 61-yard TD pass to WR Jordy Nelson in Week 12 last season against the Giants, Rodgers went over the 20,000-yard mark for his career. He did so on his 2,469th attempt, the third fastest in NFL history behind only Steve Young (2,440) and Kurt Warner (2,443).
- ▶ A look at where Rodgers ranks in several categories **since 2011** (min. 700 attempts):

<u>Quarterback</u>	<u>Passer Rating</u>
1. Aaron Rodgers, GB	114.5
2. Drew Brees, NO	103.7
3. Tom Brady, NE	101.0

<u>Quarterback</u>	<u>Touchdowns</u>
1. Drew Brees, NO	91
2. Aaron Rodgers, GB	87
3. Tom Brady, NE	75

<u>Quarterback</u>	<u>Yards/Attempt</u>
1. Aaron Rodgers, GB	8.50
2. Drew Brees, NO	8.08
3. Eli Manning, NYG	8.00

<u>Quarterback</u>	<u>Completion Pct.</u>
1. Aaron Rodgers, GB	67.4
2. Drew Brees, NO	67.3
3. Tony Romo, DAL	66.2

<u>Quarterback</u>	<u>TD/INT Ratio</u>
1. Aaron Rodgers, GB	5.80 (87/15)
2. Tom Brady, NE	3.57 (75/21)
3. Drew Brees, NO	2.68 (91/34)

REDSKINS AT PACKERS – WEEK 2

A RATINGS SUCCESS

Since taking over as the starter in 2008 (79 starts), **QB Aaron Rodgers** has posted more 100-plus passer rating games (min. 15 attempts) than any other quarterback in the league:

<u>Quarterback</u>	<u>100-Rating Games (Since '08)</u>
1. Aaron Rodgers, GB	47
2. Drew Brees, NO	45
3t. Tom Brady, NE	39
3t. Philip Rivers, SD	39
5. Tony Romo, DAL	32

▶ Rodgers' 43 games with a 100-plus rating in his first 75 career starts set an **NFL record** among QBs whose careers started since 1970:

<u>Quarterback</u>	<u>100-Rating Games (First 75 Starts)</u>
1. Aaron Rodgers, GB	43
2. Tony Romo, DAL	40
3. Philip Rivers, SD	36

▶ Rodgers posted a 100-plus passer rating in each of the first 12 games in 2011, a streak that **topped the NFL single-season mark** of nine set by Colts QB Peyton Manning in 2004.

▶ A look at where Rodgers' ranks in the NFL since 2011:

<u>Quarterback</u>	<u>100-rating games</u>
1. Aaron Rodgers, GB	22
2t. Tom Brady, NE	21
2t. Drew Brees, NO	21

<u>Quarterback</u>	<u>130-rating games</u>
1. Aaron Rodgers, GB	9
2. Matt Ryan, ATL	6
3. Drew Brees, NO	5

TORRID TWO-YEAR STRETCH

With four TD passes at Minnesota last season in Week 17, **QB Aaron Rodgers** brought his two-year total to 84 TD passes (45 in 2011, 39 in 2012).

▶ With that, Rodgers set the franchise record for the most TD passes over a two-season span:

<u>Quarterback</u>	<u>TD Passes</u>
1. Aaron Rodgers, 2011-12	84
2. Brett Favre, 1995-96	77
3. Brett Favre, 1996-97	74

▶ A look at where Rodgers' two-year total ranks in NFL history:

<u>Quarterback</u>	<u>TD Passes</u>
1. Drew Brees, 2011-12	89
2. Aaron Rodgers, 2011-12	84
3. Drew Brees, 2010-11	79
4t. Dan Marino, 1984-85	78
4t. Peyton Manning, 2003-04	78
6t. Brett Favre, 1995-96	77
6t. Peyton Manning, 2004-05	77

TAKING HIS PLACE AMONG THE GAME'S BEST

Rodgers surpassed the 1,500-attempt plateau for his career in 2010, the benchmark to qualify for passer rating in the NFL record book.

▶ Rodgers has completed 1,773 of 2,702 passes (65.6 percent) in his career for 21,994 yards and 174 touchdowns with 47 interceptions for a 104.9 passer rating in the regular season, **No. 1 in NFL history**:

<u>Quarterback</u>	<u>Career Passer Rating</u>
1. Aaron Rodgers, GB	104.9
2. Steve Young, TB/SF	96.8
3. Tom Brady, NE	96.4
4. Peyton Manning, IND/DEN	96.0
5. Tony Romo, DAL	95.6

▶ With his league-leading 108.0 passer rating last season, Rodgers became only the **second quarterback in NFL history** to register four straight 100-plus passer rating seasons, joining 49ers QB Steve Young (1991-94).

▶ With 4,295 passing yards in 2012, Rodgers brought his total in five seasons as a starter to 21,332. That ranks **No. 1 in NFL history** for the most passing yards by a QB in his first five seasons as a starter, topping the previous mark held by Peyton Manning (20,618, 1998-2002).

▶ In 79 career regular-season starts, Rodgers has eclipsed the century mark in passer rating 47 times and recorded 29 games of 300-plus yards.

▶ Where Rodgers ranks among active NFL quarterbacks **since he took over as the starter in 2008** (min. 600 attempts):

<u>Quarterback</u>	<u>Passing Yards</u>
1. Drew Brees, NO	25,087
2. Aaron Rodgers, GB	21,665
3. Philip Rivers, SD	21,398

<u>Quarterback</u>	<u>Passing TDs</u>
1. Drew Brees, NO	192
2. Aaron Rodgers, GB	173
3. Philip Rivers, SD	149

<u>Quarterback</u>	<u>Passer Rating</u>
1. Aaron Rodgers, GB	105.6
2. Tom Brady, NE	101.9
3. Drew Brees, NO	100.5

<u>Quarterback</u>	<u>Yards/Attempt</u>
1. Aaron Rodgers, GB	8.20
2. Philip Rivers, SD	8.10
3. Drew Brees, NO	7.92

<u>Quarterback</u>	<u>INT Percentage</u>
1. Tom Brady, NE	1.6
2. Aaron Rodgers, GB	1.7
3. Jason Campbell, WAS/OAK/CHI/CLE	2.2

<u>Quarterback</u>	<u>25-Yard Passes</u>
1. Drew Brees, NO	196
2. Aaron Rodgers, GB	187
3. Eli Manning, NYG	172

<u>Quarterback</u>	<u>Rushing Yards</u>
1. Michael Vick, PHI	1,746
2. Cam Newton, CAR	1,485
3. Aaron Rodgers, GB	1,408



REDSKINS AT PACKERS – WEEK 2

TAKING CARE OF THE BALL

Since taking over as the starter in 2008, QB **Aaron Rodgers** has been one of the best in the league when it comes to limiting interceptions.

- ▶ Rodgers has thrown just 46 interceptions as a starter. His career INT percentage of 1.74 (47 INTs on 2,702 attempts) ranks **No. 1 in NFL history** (min. 1,500 attempts):

<u>Quarterback</u>	<u>Career INT Pct.</u>
1. Aaron Rodgers, GB	1.74
2. Tom Brady, NE	2.06
3. Neil O'Donnell, PIT/NYJ/CIN/TEN	2.11

- ▶ Rodgers also ranks **No. 1 in league annals** in career TD/INT ratio:

<u>Quarterback</u>	<u>TD/INT Ratio</u>
1. Aaron Rodgers, GB	3.70 (174/47)
2. Tom Brady, NE	2.71 (336/124)
3. Steve Young, TB/SF	2.17 (232/107)

- ▶ At the time of Rodgers' 150th career TD pass (Week 7 last season), he had thrown just 42 career INTs. That easily bested Dolphins QB Dan Marino's **NFL record** of 69 INTs at the time of his 150th career TD pass.

- ▶ Rodgers holds two of the three lowest interception percentage marks (min. 200 attempts) in a season in team history:

<u>Quarterback</u>	<u>Season INT Pct.</u>
1t. Aaron Rodgers, 2011	1.20 (6 INTs, 502 att.)
1t. Bart Starr, 1966	1.20 (3 INTs, 251 att.)
3. Aaron Rodgers, 2009	1.29 (7 INTs, 541 att.)

- ▶ Rodgers **leads the league** with 43 zero-interception games since 2008:

<u>Quarterback</u>	<u>Zero-INT Games</u>
1. Aaron Rodgers, GB	43
2. Tom Brady, NE	40
3. Joe Flacco, BAL	39

- ▶ Rodgers has not had a two-INT game in 40 straight regular-season starts, the **longest streak by an NFL QB since the 1970 AFL-NFL merger** (according to the Elias Sports Bureau). The previous record was 27 straight games by QB Neil O'Donnell from 1997-99.

- ▶ On Sunday at San Francisco, Rodgers saw a streak of 159 consecutive passing attempts in the regular season without an interception come to an end. It is tied for the fourth-longest streak in team history.

HITTING HIS MARK

QB **Aaron Rodgers** completed 371 of 552 passes last season, a 67.2 completion percentage that ranked **No. 3 in the league**.

- ▶ Rodgers set a single-season franchise record with his 68.3 completion percentage (343-502) in 2011. He now holds the top two and three of the top four single-season marks in team annals:

<u>Quarterback</u>	<u>Completion Pct.</u>
1. Aaron Rodgers, 2011	68.3
2. Aaron Rodgers, 2012	67.2
3. Brett Favre, 2007	66.5
4. Aaron Rodgers, 2010	65.7
5. Brett Favre, 2003	65.3

- ▶ Rodgers ranks **No. 3 in NFL history** in career completion percentage (min. 1,500 attempts), connecting on 1,773 of 2,702 attempts:

<u>Quarterback</u>	<u>Career Completion Pct.</u>
1. Chad Pennington, NYJ/MIA	66.0
2. Drew Brees, SD/NO	65.7
3. Aaron Rodgers, GB	65.6

THIRD DOWN IS THE CHARM

- ▶ A glance at where QB **Aaron Rodgers** ranked on third down last season (min. 100 att.):

<u>Quarterback</u>	<u>Passer Rating</u>
1. Aaron Rodgers, GB	110.82
2. Tom Brady, NE	110.78
3. Ben Roethlisberger, PIT	106.85

<u>Quarterback</u>	<u>25-Yard Passes</u>
1. Drew Brees, NO	17
2. Aaron Rodgers, GB	15
3. Peyton Manning, DEN	14

<u>Quarterback</u>	<u>Yards/Attempt</u>
1. Aaron Rodgers, GB	9.01
2. Drew Brees, NO	8.39
3. Peyton Manning, DEN	8.13

- ▶ Rodgers threw for 1,298 yards and nine TDs with one INT on 92-of-144 passing (63.9 percent) on third down last season.

- ▶ He connected on 80 of 122 passes (65.6 percent) for 1,136 yards and nine TDs with two INTs on third down in 2011. His passer rating of 113.3 on third down ranked **No. 2 in the NFL** in 2011.

- ▶ In '09, Rodgers ranked No. 1 in the NFL with a 133.5 rating. No other quarterback in the league threw for as many yards (1,710) or touchdowns (14) on third down as Rodgers, and his passer rating was the best in the NFL since Kurt Warner's 137.3 rating in 1999 with St. Louis.

- ▶ In 79 career regular-season starts, Rodgers has posted a 100-plus passer rating on third down in 45 of those contests. A look at some of his numbers on **third down since 2009** (min. 250 attempts):

<u>Quarterback</u>	<u>Passer Rating</u>
1. Aaron Rodgers, GB	113.3
2. Tom Brady, NE	108.3
3. Drew Brees, NO	104.5

<u>Quarterback</u>	<u>TD/INT Ratio</u>
1. Tom Brady, NE	9.40 (47/5)
2. Aaron Rodgers, GB	5.38 (43/8)
3. Ben Roethlisberger, PIT	3.20 (32/10)

<u>Quarterback</u>	<u>Yards/Attempt</u>
1. Aaron Rodgers, GB	9.18
2. Eli Manning, NYG	8.42
3. Drew Brees, NO	8.38

<u>Quarterback</u>	<u>25-Yard Passes</u>
1. Eli Manning, NYG	54
2. Aaron Rodgers, GB	53
3. Philip Rivers, SD	47



REDSKINS AT PACKERS – WEEK 2

COOL UNDER FIRE

QB **Aaron Rodgers** was once again one of the most effective passers in the league against the blitz last season.

► In 2012, Rodgers completed 82 of 127 passes (64.6 percent) for 1,056 yards and 14 TDs with three INTs against the blitz (when a defender not lined up on the line of scrimmage rushes the QB, or more than four players rush the QB) for a 117.4 passer rating.

► A look at where he ranked in three categories against the blitz in 2012 (min. 60 attempts):

<u>Quarterback</u>	<u>Passer Rating</u>
1. Robert Griffin III, WAS	142.9
2. Alex Smith, SF	127.4
3. Tom Brady, NE	119.5
4. Aaron Rodgers, GB	117.4

<u>Quarterback</u>	<u>Passing TDs</u>
1. Tom Brady, NE	15
2. Aaron Rodgers, GB	14
3t. Andy Dalton, CIN; Peyton Manning, DEN	11

<u>Quarterback</u>	<u>TD Percentage</u>
1. Robert Griffin III, WAS	12.9
2. Aaron Rodgers, GB	11.0
3. Alex Smith, SF	10.3

► In 79 career starts, Rodgers has posted a 100-plus passer rating against the blitz 39 times (28-11 record in those games). That includes 21 games with a 125-plus rating.

► A glance at where some of Rodgers' numbers against the blitz rank among active quarterbacks **since 2009** (according to STATS LLC, min. 300 attempts):

<u>Quarterback</u>	<u>Passer Rating</u>
1. Aaron Rodgers, GB	112.7
2. Tom Brady, NE	105.7
3. Peyton Manning, IND/DEN	100.6

<u>Quarterback</u>	<u>TD Percentage</u>
1. Aaron Rodgers, GB	7.6
2. Eli Manning, NYG	7.1
3. Tom Brady, NE	6.5

<u>Quarterback</u>	<u>Yards/Attempt</u>
1. Aaron Rodgers, GB	9.48
2. Philip Rivers, SD	9.00
3. Drew Brees, NO	8.44

<u>Quarterback</u>	<u>25-Yard Passes</u>
1. Aaron Rodgers, GB	63
2. Philip Rivers, SD	62
3. Eli Manning, NYG	59

► In 2011, Rodgers ranked **No. 1 in the NFL** against the blitz with a 131.4 passer rating (85 of 125, 1,500 yards, 11 TDs, two INTs). He also led the league with an average of 12.0 yards per attempt vs. the blitz.

► The top seasons against the blitz in the NFL since 1993 (according to STATS LLC):

<u>Quarterback</u>	<u>Passer Rating</u>
1. Robert Griffin III, WAS, 2012	142.9
2. Peyton Manning, IND, 2004	136.8
3. Aaron Rodgers, GB, 2011	131.4

<u>Quarterback</u>	<u>Yards/Attempt</u>
1. Aaron Rodgers, GB, 2011	12.00
2. Robert Griffin III, WAS, 2012	10.57
3. Ben Roethlisberger, PIT, 2004	10.48

PRODUCTION APLENTY INSIDE THE 20

QB **Aaron Rodgers** has been one of the most efficient signal-callers in the league in the red zone since taking over as the starter, and he once again found himself among the league leaders in several categories in 2012.

► A glance at where some of Rodgers' numbers inside the 20 (min. 50 attempts) ranked in 2012:

<u>Quarterback</u>	<u>Red-Zone Rating</u>
1. Drew Brees, NO	112.7
2. Aaron Rodgers, GB	109.9
3. Russell Wilson, SEA	107.5

<u>Quarterback</u>	<u>Completion Pct.</u>
1. Philip Rivers, SD	65.6
2. Matt Ryan, ATL	63.2
3. Drew Brees, NO	62.5
4. Aaron Rodgers, GB	62.1

<u>Quarterback</u>	<u>Touchdown Pct.</u>
1. Aaron Rodgers, GB	36.4
2. Peyton Manning, DEN	32.9
3. Drew Brees, NO	32.3

► Rodgers led the league in 2011 (min. 60 attempts) with a 107.0 red-zone rating, connecting on 53 of 84 passes (63.1 percent) for 358 yards and 29 TDs with just one INT.

► A look at where Rodgers ranks among active quarterbacks (min. 150 attempts) in three red-zone categories **since 2008**:

<u>Quarterback</u>	<u>Red-Zone Rating</u>
1. Aaron Rodgers, GB	107.6
2. Peyton Manning, IND/DEN	103.3
3. Tom Brady, NE	101.6

<u>Quarterback</u>	<u>Red-Zone TDs</u>
1. Drew Brees, NO	128
2. Aaron Rodgers, GB	111
3. Tom Brady, NE	98

<u>Quarterback</u>	<u>TD/INT Ratio (min. 30 TDs)</u>
1. Aaron Rodgers, GB	55.50 (111/2)
2. Peyton Manning, IND/DEN	23.75 (95/4)
3. Jason Campbell, WAS/OAK/CHI/CLE	21.50 (43/2)



REDSKINS AT PACKERS – WEEK 2

BIG-PLAY WAYS

WR **Jordy Nelson** posted 49 catches for 745 yards (15.2 avg.) and seven TDs last season, despite missing four full games and most of two others due to injuries.

- ▶ Nelson led the team with 15 TD receptions in 2011, a total that also ranked No. 3 in the NFL. His TD total ranks No. 3 in franchise history behind only Sterling Sharpe (18 in 1994) and Don Hutson (17 in 1942).
- ▶ A look at where Nelson ranks in the NFL in TD catches **since 2011**:

Player	Receiving TDs
1. Rob Gronkowski, NE	28
2. Jordy Nelson, GB	23
3. Victor Cruz, NYG	22
4t. Five players	21

- ▶ Nelson's 22 TD catches in 2011-12 were the most by a Packer over a two-year span since WR Antonio Freeman posted 26 from 1997-98.
- ▶ Nelson matched his career high with three TD catches last season at Houston in Week 6, his second three-TD catch game over a span of seven-regular-season games (also Week 17 in 2011).
- ▶ Nelson became the first NFL player to register two three-TD grab games over a seven-game span since Washington WR Santana Moss (2005-06). The last Packer to accomplish the feat was Sharpe in 1994.
- ▶ Nelson is tied for No. 2 in the league in TD catches at home since 2011:

Player	Receiving TDs (Home)
1. Rob Gronkowski, NE	15
2t. Jordy Nelson, GB	14
2t. Marques Colston, NO	14
2t. Jimmy Graham, NO	14

- ▶ In Week 6 of 2011 vs. St. Louis, Nelson moved into a tie for the No. 2 spot in team history for the most 80-yard TD catches with the third of his career. WR **Greg Jennings** holds the career franchise mark with four.
- ▶ With three TD grabs of 80-plus yards during his career, Nelson is tied for No. 2 among active NFL players:

Player	80-Yard TD Catches
1. Greg Jennings, MIN	4
2t. Jordy Nelson, GB ; Mike Wallace, MIA	3

- ▶ Nelson has an average of 17.2 yards per catch since 2011, No. 3 in the league over that span among players with 100 or more receptions:

Player	Receiving Avg.
1. Vincent Jackson, SD/TB	19.0
2. Torrey Smith, BAL	17.4
3. Jordy Nelson, GB	17.2

- ▶ Nelson led the Packers with 130 yards receiving and one TD on eight grabs (18.6 avg.) at San Francisco on Sunday. It was the third-best receiving yardage total by a Packer in an opener since the merger in 1970:

Player	Receiving Yards
1. James Lofton (at HouO, 9/4/83)	154
2. James Lofton (vs. StLC, 9/2/84)	134
3. Jordy Nelson (at SF, 9/8/13)	130

VERSATILITY ON DISPLAY

With a 14-yard punt return in the first quarter last season vs. Tennessee in Week 16, WR **Randall Cobb** set the franchise record for the most combined net yards in a season (rushing, receiving, interception returns, punt returns, kickoff returns, fumble returns).

- ▶ A look at the top seasons as far as combined net yards in franchise history:

Player	Combined Net Yards
1. Randall Cobb, 2012	2,342
2. Ahman Green, 2003	2,250
3. Ahman Green, 2001	1,981

- ▶ Cobb led the NFL with 2,342 combined net yards (156.1 per game) last season despite missing the season finale due to injury:

Player	Combined Net Yards
1. Randall Cobb, GB	2,342
2. Adrian Peterson, MIN	2,314
3. Calvin Johnson, DET	1,964

- ▶ Cobb became the **first Packer to lead the league** in combined net yards since Travis Williams in 1969 (1,517 yards).
- ▶ With 954 receiving yards and 964 kickoff return yards in 2012, Cobb became the **first player in NFL history** to post 900-plus receiving yards and 900-plus kickoff return yards in the same season.
- ▶ Cobb led the team in receptions (80) and receiving yards (954) last season, despite missing the final game due to injury. Over his last 12 games, he had 69 receptions for 858 yards (12.4 avg.) and eight TDs.
- ▶ When Cobb returned a fourth-quarter punt 75 yards for a TD vs. San Francisco in the season opener, it marked the second consecutive season that he scored on a kick return in Week 1.
- ▶ In 2011, Cobb made a splash in his pro debut vs. New Orleans with a 108-yard kickoff return for a TD that matched the NFL record.
- ▶ According to Elias, Cobb is the **only player in NFL history** to score on a kick return (punt or kickoff) in Week 1 each of his first two seasons.
- ▶ Cobb now has three kick return scores in 30 career regular-season games, which already **ties him for No. 2 in franchise history**:

Player	Total Kick Return TDs
1. Travis Williams	6
2t. Randall Cobb , six other players	3

- ▶ Cobb is tied for No. 3 in the league in kick return TDs **since 2011**:

Player	Total Kick Return TDs
1t. Jacoby Jones, BAL	4 (2 PR, 2 KR)
1t. Patrick Peterson, ARI	4 (4 PR, 0 KR)
3t. Randall Cobb, GB	3 (2 PR, 1 KR)
3t. Devin Hester, CHI	3 (2 PR, 1 KR)
3t. Leodis McKelvin, BUF	3 (3 PR, 0 KR)
3t. Darius Reynaud, TEN	3 (2 PR, 1 KR)

- ▶ In his last 13 regular-season games, Cobb has caught 76 passes for 966 yards (12.7 avg.) and nine TDs.



REDSKINS AT PACKERS – WEEK 2

JONES JOINS SELECT COMPANY

WR **James Jones** led the league with 14 touchdown catches last season, becoming the first Packer to lead the NFL in TD catches in a season since WR Sterling Sharpe did so with a franchise-record 18 in 1994.

► A look at the top receiving-TD totals in the league last season:

<u>Player</u>	<u>Receiving TDs</u>
1. James Jones, GB	14
2. Eric Decker, DEN	13
3. Dez Bryant, DAL	12
4t. A.J. Green, CIN	11
4t. Rob Gronkowski, NE	11
4t. Brandon Marshall, CHI	11

► Jones' season total is tied for No. 4 in franchise history:

<u>Player</u>	<u>Receiving TDs</u>
1. Sterling Sharpe, 1994	18
2. Don Hutson, 1942	17
3. Jordy Nelson, 2011	15
4t. Antonio Freeman, 1998	14
4t. James Jones, 2012	14

► Since Week 16 of 2011, Jones has caught 16 TD passes, the most in the league over that span:

<u>Player</u>	<u>Receiving TDs</u>
1. James Jones, GB	16
2. Victor Cruz, NYG	15
3t. Marques Colston, NO; Julio Jones, ATL	14

► In Green Bay's Week 6 win last season at Houston, Jones caught two TD passes for the third consecutive game. By doing so, he joined WR Don Hutson (Nov. 14-Dec. 5, 1943) as the **only two players in franchise history** to catch two TD passes in three straight games, according to the Elias Sports Bureau.

► Jones' seven TD catches through the first six games last season were the most by a Packer in the opening six games since WR Billy Howton caught eight TD passes in the first six games in 1956.

► A glance at the top receiving TD totals in franchise history through the **opening six games of the season**:

<u>Player</u>	<u>Receiving TDs</u>
1. Don Hutson, 1942	10
2t. Don Hutson, 1945	8
2t. Billy Howton, 1956	8
4t. James Jones, 2012	7
4t. Don Hutson, 1936	7
4t. Bob Mann, 1951	7
4t. Max McGee, 1954	7

► Jones has caught five or more TD passes each of the past four seasons (2009-12), the first Packer to do so since WR Antonio Freeman accomplished that feat in six consecutive seasons (1996-2001).

FINDING FINLEY

With his season-high eight receptions last season in Week 17 at Minnesota, TE **Jermichael Finley** brought his season total to 61 receptions, the most by a tight end in franchise history. He is the only Green Bay TE to register three 55-catch seasons:

<u>Tight End</u>	<u>Receptions</u>
1. Jermichael Finley, 2012	61
2. Paul Coffman, 1979	56
3t. Paul Coffman, 1981	55
3t. Jermichael Finley, 2009, 2011	55

► Finley finished third on the team with the 61 catches for 667 yards (10.9 avg.) and two TDs. He now holds three of the top seven single-season yardage totals by a tight end in team annals:

<u>Tight End</u>	<u>Receiving Yards</u>
1. Paul Coffman, 1983	814
2. Jermichael Finley, 2011	767
3. Paul Coffman, 1979	711
4. Paul Coffman, 1981	687
5. Mark Chmura, 1995	679
6. Jermichael Finley, 2009	676
7. Jermichael Finley, 2012	667

► Over his last eight regular-season games, Finley has caught 37 passes for 452 yards (12.2 avg.) and two TDs. A look at where his reception and yardage numbers over that span rank among NFL tight ends:

<u>Tight End</u>	<u>Rec. Yards (Since Week 11, 2012)</u>
1. Jason Witten, DAL	524
2. Jimmy Graham, NO	494
3. Jermichael Finley, GB	452

<u>Tight End</u>	<u>Receptions (Since Week 11, 2012)</u>
1. Jason Witten, DAL	52
2. Jimmy Graham, NO	44
3. Brandon Myers, OAK/NYG	42
4. Jermichael Finley, GB	37

► With five receptions in the season opener at San Francisco, Finley moved into the No. 3 spot in franchise history for receptions by a tight end, moving past Ed West (202, 1984-94). A look at where Finley ranks among Green Bay tight ends in career receiving yards and receptions (games played in parentheses):

<u>Tight End</u>	<u>Receiving Yards</u>
1. Paul Coffman, 1978-85	4,223 (119)
2. Ron Kramer, 1957-64	2,594 (89)
3. Jermichael Finley, 2008-13	2,541 (65)

<u>Tight End</u>	<u>Receptions</u>
1. Paul Coffman, 1978-85	322 (119)
2. Bubba Franks, 2000-07	256 (114)
3. Jermichael Finley, 2008-13	203 (65)



REDSKINS AT PACKERS – WEEK 2

MASTERFUL PERFORMANCES

P **Tim Masthay** was one of the most effective punters in the league over the final 10 games in 2011, and he continued his solid effort last season.

► Masthay had a 43.5-yard gross average, a 38.9-yard net average and placed 30 of his 70 punts inside the 20 (tied for No. 7 in the NFL) in 2012.

► Masthay matched the team record for the most punts inside the 20 in a season (since 1976):

<u>Player</u>	<u>Punts Inside 20</u>
1t. Tim Masthay, 2012	30
1t. Sean Landeta, 1998	30
3. Craig Hentrich, 1996	28
4t. Craig Hentrich, 1995, 1997	26
4t. Josh Bidwell, 2002	26

► Masthay also set a team record last season for net punting average (since 1976). He now holds the top three marks in franchise history:

<u>Player</u>	<u>Net Punting Avg.</u>
1. Tim Masthay, 2012	38.93
2. Tim Masthay, 2011	38.56
3. Tim Masthay, 2010	37.65
4. Jon Ryan, 2007	37.60
5. Sean Landeta, 1998	37.09

► Masthay had just five touchbacks last season, tied for the second fewest among Green Bay punters with 70-plus punts since 1959:

<u>Player</u>	<u>Touchbacks</u>
1. Louie Aguiar, 1999	4
2t. Tim Masthay, 2010, 2012	5
2t. David Beverly, 1976	5
2t. Don Bracken, 1987	5
2t. Josh Bidwell, 2000	5

► By clearing the 150-punt mark for his career in 2012, Masthay qualified in the franchise record books for career gross punting average. He ranks **No. 1 in team history**:

<u>Player</u>	<u>Career Punting Avg.</u>
1. Tim Masthay, 2010-13	44.3
2. Craig Hentrich, 1994-97	42.8
3. Dick Deschaine, 1955-57	42.6

► With one punt inside the 20 at San Francisco this past Sunday, Masthay moved into a tie for No. 3 in franchise history for the most career punts inside the 20 (since 1976)

<u>Player</u>	<u>Punts Inside 20</u>
1. Craig Hentrich, 1994-97	104
2. Josh Bidwell, 2000-03	85
3t. Tim Masthay, 2010-13	79
3t. David Beverly, 1975-80	79

► Masthay helped the Packers allow just 179 punt return yards in 2012, good for No. 3 in the NFL:

<u>Team</u>	<u>Opponent Punt Return Yards</u>
1. Chicago	84
2. New England	154
3. Green Bay	179

► The yardage allowed on punt returns was the second fewest by Green Bay in a season since the league went to a 16-game schedule in 1978:

<u>Season</u>	<u>Opponent Punt Return Yards</u>
1. 2007	113
2. 2012	179
3. 2000	205

RACKING UP POINTS

In 2012, K **Mason Crosby** cleared the 100-point mark for the sixth straight season (2007-12), joining K Ryan Longwell as the only players in franchise history with six or more 100-point seasons:

<u>Player</u>	<u>100-Point Seasons</u>
1. Ryan Longwell, 1997-2004	8
2. Mason Crosby, 2007-13	6
3t. Paul Hornung, 1960-61, 1964	3
3t. Chris Jacke, 1989, 1993, 1996	3

► Crosby currently has 766 career points, which is good for No. 4 in team history:

<u>Player</u>	<u>Career Points</u>
1. Ryan Longwell, 1997-2004	1,054
2. Don Hutson, 1935-45	823
3. Chris Jacke, 1989-96	820
4. Mason Crosby, 2007-13	766
5. Paul Hornung, 1957-62, 1964-66	760

► Crosby's 762 points from 2007-12 **set an NFL record** for the most scored by a player in his **first six seasons in the league**:

<u>Player</u>	<u>Points (First 6 Seasons)</u>
1. Mason Crosby, GB, 2007-12	762
2. Mike Vanderjagt, IND, 1998-2003	755
3. Nate Kaeding, SD, 2004-09	753

► Crosby was one of only three kickers in the league to clear the 100-point mark in each of the last six seasons:

<u>Player</u>	<u>100-Point Seasons (2007-12)</u>
1t. Mason Crosby, GB	6
1t. David Akers, PHI/SF	6
1t. Rob Bironas, TEN	6
4t. Three players	5

REDSKINS AT PACKERS – WEEK 2

CLAY FINDS HIS WAY TO THE QUARTERBACK

LB **Clay Matthews** ranked No. 5 in the league last season with 13.0 sacks, despite missing four games due to a hamstring injury.

<u>Player</u>	<u>Sacks (2012)</u>
1. J.J. Watt, HOU	20.5
2. Aldon Smith, SF	19.5
3. Von Miller, DEN	18.5
4. Cameron Wake, MIA	15.0
5. Clay Matthews, GB	13.0

- ▶ Matthews has finished in the top five in the league in sacks in two of the last three seasons (No. 4 in 2010 with 13.5 sacks).
- ▶ Matthews has registered 43.5 sacks since entering the NFL in 2009, which ranks **No. 5 in the league** over that span:

<u>Player</u>	<u>Sacks (Since 2009)</u>
1. Jared Allen, MIN	60.5
2. DeMarcus Ware, DAL	57.5
3. Cameron Wake, MIA	45.5
4. Tamba Hali, KC	44.0
5. Clay Matthews, GB	43.5

- ▶ Matthews ranks No. 3 in team history in 10-sack seasons and No. 5 in two-sack games:

<u>Player</u>	<u>10-Sack Seasons</u>
1t. Reggie White, 1993, 1995, 1997-98	4
1t. Kabeer Gbaja-Biamila, 2001-04	4
3. Clay Matthews, 2009-10, 2012	3

<u>Player</u>	<u>Two-Sack Games</u>
1. Reggie White, 1993-98	16
2. Kabeer Gbaja-Biamila, 2000-08	15
3. Tim Harris, 1986-90	14
4. Aaron Kampman, 2002-09	10
5. Clay Matthews, 2009-13	9

- ▶ Matthews ranks No. 5 in team history with 43.5 career sacks (games played in parentheses):

<u>Player</u>	<u>Career Sacks</u>
1. Kabeer Gbaja-Biamila, 2000-08	74.5 (124)
2. Reggie White, 1993-98	68.5 (95)
3. Tim Harris, 1986-90	55.0 (76)
4. Aaron Kampman, 2002-09	54.0 (112)
5. Clay Matthews, 2009-13	43.5 (59)

- ▶ Matthews registered three sacks in the 2012 postseason, giving him 7.5 career sacks in the playoffs. That ranks No. 2 in team history:

<u>Player</u>	<u>Playoff Sacks</u>
1. Reggie White	8.0
2. Clay Matthews	7.5
3. Keith McKenzie; Sean Jones	4.0

- ▶ Matthews' three sacks in last season's playoffs tied him for No. 2 in franchise history for the most in a single postseason (since 1982), trailing only his 2010 postseason total of 3.5 sacks:

<u>Player</u>	<u>Sacks (Playoffs)</u>
1. Clay Matthews, 2010	3.5
2t. Clay Matthews, 2012	3.0
2t. Tony Bennett, 1993	3.0
2t. Reggie White, 1996	3.0
2t. Keith McKenzie, 1997	3.0
2t. Aaron Kampman, 2003	3.0

- ▶ Matthews has 7.5 career postseason sacks in eight playoff games. Among active players, that total ranks No. 2 in the league for the most sacks by a player in his first eight postseason contests:

<u>Player</u>	<u>Sacks</u>
1. LaMarr Woodley, PIT	11.0
2. Clay Matthews, GB	7.5
3. Terrell Suggs, BAL	7.0

- ▶ Since entering the NFL in 2009, Matthews has registered 141.5 quarterback knockdowns/hurries, which is good for No. 5 in the NFL over that span (according to STATS LLC, does not include Week 1 of 2013):

<u>Player</u>	<u>QB Knockdowns/Hurries</u>
1. DeMarcus Ware, DAL	159.0
2. Tamba Hali, KC	149.5
3. Jared Allen, MIN	146.0
4. Trent Cole, PHI	144.0
5. Clay Matthews, GB	142.0

- ▶ When Matthews intercepted Giants QB Eli Manning at New York in Week 13 of 2011 and returned the pick 38 yards for a score, it marked the third straight season that he had scored a defensive TD.
- ▶ Matthews is the **only player in franchise history** to score a defensive TD in each of his first three seasons in the league (2009-11).
- ▶ Matthews was named to his fourth straight Pro Bowl in 2012, becoming the **first Packer** to earn Pro Bowl recognition in each of his first four seasons in the league.
- ▶ He received first-team All-Pro honors from *The Associated Press* in 2010, the first Packer LB to earn that recognition since Tim Harris in 1989. Matthews finished second to only Pittsburgh S Troy Polamalu in the AP Defensive Player of the Year voting in 2010.
- ▶ In 2009, Matthews set a Packers rookie record with 10 sacks on his way to earning Pro Bowl honors, the first Green Bay rookie to be named to the all-star game since Hall of Fame WR James Lofton in 1978.
- ▶ A look at where Matthews' sack total in his first 20 pro games ranks in NFL history (since 1982):

<u>Player</u>	<u>Sacks</u>
1. Aldon Smith, SF	18.5
2. Clay Matthews, GB	17.0
3t. L. O'Neal, SD; J. Abraham, NYJ; V. Miller DEN	16.5



REDSKINS AT PACKERS – WEEK 2

SHOWCASING HIS SKILLS

In the Packers' win at St. Louis in Week 7 last season, CB **Casey Hayward** posted an interception in his third straight contest, giving him four over a three-game span.

- ▶ In 2012, Hayward became the **first Packer rookie with four INTs over a three-game span** since S Tom Flynn in 1984.
- ▶ Hayward was tied for No. 5 in the NFL and led all rookies with six INTs last season:

<u>Player</u>	<u>Interceptions</u>
1. Tim Jennings, CHI	9
2t. Stevie Brown, NYG; Richard Sherman, SEA	8
4. Patrick Peterson, ARI	7
5t. Casey Hayward, GB ; Thomas DeCoud, ATL	6

<u>Rookie</u>	<u>Interceptions</u>
1. Casey Hayward, GB	6
2t. Janoris Jenkins, STL	4
2t. Tavon Wilson, NE	4

- ▶ Hayward became the first Packer to lead all NFL rookies in interceptions since CB Mike McKenzie did so with six INTs in 1999.
- ▶ Hayward's INT total was tied for No. 5 in team history among rookies:

<u>Rookie</u>	<u>Interceptions</u>
1. Irv Comp, 1943	10
2t. John Symank, 1957; Tom Flynn, 1984	9
4. Rebel Steiner, 1950	7
5t. Casey Hayward, 2012 ; Mike McKenzie, 1999	6

- ▶ Hayward was named to the All-Rookie Team by *Pro Football Weekly*/PFWA. He was the **first Green Bay cornerback** to be honored since the team was first selected in 1974.

STOUT UP FRONT

In Sunday's season-opening loss at San Francisco, the Packers limited the 49ers to 90 rushing yards on 34 carries, a 2.6-yard average that ranked No. 4 in the league in Week 1:

<u>Team</u>	<u>Opp. Rushing Avg. (2013)</u>
1. Cleveland	0.7 (23-20)
2. Tennessee	2.1 (15-32)
3. N.Y. Jets	2.6 (25-65)
4. Green Bay	2.6 (34-90)
5. Pittsburgh	2.7 (42-112)

- ▶ The Packers held the 49ers to their lowest rushing average since they registered 50 rushing yards on 29 carries (1.7 avg.) at Cincinnati on Sept. 25, 2011.
- ▶ Of the 49ers' 34 rushing attempts on Sunday, only 10 of them went for 4-plus yards, a 29.4 percentage that ranked No. 6 in the league in Week 1. In 2012, Green Bay ranked No. 25 in the league in the category by allowing 4-plus yards on 45.0 percent of opponent rushing attempts.

TRAMON TAKES IT AWAY

In Week 2 vs. Chicago, CB **Tramon Williams** matched his career high with two interceptions, his second two-INT game over a nine-game span in the regular season (also Week 11 in 2011 vs. Tampa Bay).

- ▶ Williams was the only undrafted player in the league to record at least four INTs every season from 2008-11.
- ▶ In Green Bay's Week 9 win at San Diego in 2011, Williams posted the first TD of his career in the regular season on a 43-yard INT return.
- ▶ Williams led the team in INTs in 2010 with a career-high six picks, and added three more during the postseason.
- ▶ Including playoffs, Williams is **tied for No. 2 in the NFL** in interceptions and **ranks No. 3** in interception return yards **since 2010**:

<u>Player</u>	<u>Interceptions</u>
1. Ed Reed, BAL/HOU	17
2t. Tramon Williams, GB	15
2t. Asante Samuel, PHI/ATL	15

<u>Player</u>	<u>INT Return Yards</u>
1. Stevie Brown, NYG	307
2. Charles Tillman, CHI	305
3. Tramon Williams, GB	296

- ▶ Williams matched his career high (2011) with 24 passes defensed last season, his fourth straight campaign with at least 20 passes defensed.

STIFLING SIGNAL-CALLERS

Under defensive coordinator **Dom Capers**, Green Bay's defense has been one of the best in the league in opponent passer rating.

- ▶ **Since 2009**, opposing quarterbacks have completed 1,320 of 2,311 passes (57.1 percent) for 16,091 yards and 101 touchdowns with 103 interceptions against the Packers. The 74.7 passer rating registered by opposing signal-callers over that span ranks **No. 2 in the NFL**:

<u>Team</u>	<u>Opp. Passer Rating (Since 2009)</u>
1. N.Y. Jets	70.9
2. Green Bay	74.7
3. Baltimore	76.1

- ▶ Green Bay has held its opponents to a passer rating less of than 80 in 38 of 65 games since 2009. The Packers have a **36-2 mark (.947)** in those games:

<u>Team</u>	<u><80-Rating Games (Since 2009)</u>
1. N.Y. Jets	40 (27-13)
2. Green Bay	38 (36-2)
3. Baltimore	36 (30-6)

- ▶ A look at the Packers' record by opponent passer rating since 2009:

<u>Passer Rating</u>	<u>GB Record Since 2009</u>
Less than 70	26-1 (.963)
71-79	10-1 (.909)
80-89	6-4 (.600)
90-99	1-2 (.333)
100-plus	4-10 (.286)

REDSKINS AT PACKERS – WEEK 2

ON THE ROAD AGAIN

Green Bay went 7-1 away from Lambeau Field in 2011, with the seven road wins setting a single-season franchise record.

- ▶ The Packers have been able to stay above the .500 mark on the road during Head Coach **Mike McCarthy's** tenure, a notable achievement in the National Football League.
- ▶ Since 2006, McCarthy's first season as the head coach in Green Bay, only 10 of 32 NFL teams have regular-season road records above .500.

Team	W-L Record	Pct.
1. New England	42-15-0	.737
2. N.Y. Giants	34-23-0	.596
3. New Orleans	33-23-0	.589
4. Indianapolis	32-24-0	.571
5. Philadelphia	32-24-1	.570
6. Green Bay	32-25-0	.561
7. Dallas	31-25-0	.554
8t. Pittsburgh, San Diego	30-26-0	.536
10. Chicago	29-27-0	.518

311 AND COUNTING

Another packed house at Lambeau Field against the Vikings in an NFC Wild Card contest last season brought the stadium's consecutive-sellouts streak to 311 games (293 regular season, 18 playoffs).

- ▶ The league's longest-tenured stadium, Lambeau Field is hosting its 57th season of football in 2013. A total of 635,610 fans made their way through the turnstiles for the nine home contests in 2012.
- ▶ Across American professional sports, only Boston's Fenway Park (1912) and Chicago's Wrigley Field (1914) have longer tenures.

THE LAMBEAU ADVANTAGE

The crown jewel of the National Football League, Lambeau Field has long been known as one of the tougher venues to play in, particularly during the harsh Wisconsin winter.

- ▶ Re-establishing home-field advantage after a 4-4 mark in 2008 was one of the goals of 2009, and with the Packers finishing 6-2 at home, they accomplished that goal. Green Bay followed that up with a 7-1 mark at Lambeau Field in 2010, a perfect 8-0 record in 2011, the first undefeated home mark since 2002, and a 7-1 mark last season.
- ▶ Head Coach **Mike McCarthy** stated consistently upon his arrival in Green Bay that one of the team's goals would be to reclaim the mystique of playing at Lambeau Field. Mission accomplished. The team is 41-9 (.820) at home over the past 50 regular-season games.
- ▶ Since **Ron Wolf** and **Mike Holmgren** began the revitalization of the franchise in 1992, Green Bay owns the best home record in the NFL. A look at the top regular-season home W-L records since the '92 season:

Team	W-L Record	Pct.
1. Green Bay	129-39-0	.768
2. Pittsburgh	121-47-1	.719
3. New England	117-51-0	.696
4. Baltimore (since '96)	94-41-1	.695
5. Denver	117-52-0	.692

HOT AT HOME

The Packers' win over Dallas at Lambeau in Week 10 of 2009 was the first step to a 7-1 finish and a playoff berth for Green Bay.

- ▶ Since that win, the Packers have been one of the best teams in the league at home. Green Bay's lone regular-season defeats since then came to Miami in 2010 (Week 6) and in the 2012 season opener vs. San Francisco:

Team	W-L Record	Pct.
1. Green Bay	26-2-0	.929
2. New England	24-3-0	.889
3. Baltimore	24-4-0	.857

IN THE FREE-AGENCY ERA

Talk of unrestricted free agency in the early '90s led many to forecast tough times for the small-town Green Bay Packers.

- ▶ However, Green Bay has remained among the most successful teams since the advent of free agency in 1993. The Packers have won 10 or more games 13 times since '93 and captured nine division crowns.
- ▶ A look at the most successful teams in the free-agency era:

Team	W-L Since '93	Pct.	Playoff Berths
1. New England	211-110-0	.657	14
2. Green Bay	205-116-0	.639	15
3. Pittsburgh	201-119-1	.628	13
4t. Denver	188-133-0	.586	10
4t. Indianapolis	188-133-0	.586	14

IN THE LEAGUE RANKINGS, 2013








GREEN BAY (Team)			WASHINGTON (Team)		
Category	NFC	NFL	Category	NFC	NFL
Turnover Margin (-2)	14T	25T	Turnover Margin (-1)	11T	21T
Points Scored (28.0)	6	8T	Points Scored (27.0)	7T	11T
Points Allowed (34.0)	14T	29T	Points Allowed (33.0)	13	28
Total Offense (385.0)	7	11	Total Offense (382.0)	8	12
Rushing (63.0)	15	26T	Rushing (74.0)	11	20
Passing (322.0)	5	8	Passing (308.0)	6	9
Total Defense (494.0)	16	31	Total Defense (443.0)	13	27
vs. Rush (90.0)	11T	20T	vs. Rush (263.0)	16	32
vs. Pass (404.0)	15	30	vs. Pass (180.0)	2	8
Third-Down Offense (40.0%) . . .	9	17T	Third-Down Offense (20.0%) . .	15T	30T
Third-Down Defense (50.0%) . .	13T	23T	Third-Down Defense (46.7%) . .	12	22
Red-Zone Offense (100.0%) . .	1T	1T	Red-Zone Offense (66.7%) . .	5T	12T
Red-Zone Defense (60.0%) . .	10T	16T	Red-Zone Defense (50.0%) . .	3T	6T

GREEN BAY (Individual)			WASHINGTON (Individual)		
Category	NFC	NFL	Category	NFC	NFL
Passer Rating: Rodgers (102.6) . .	5	9	Passer Rating: Griffin III (77.7) .	14	23
Rushing: Lacy (41)	16	29T	Rushing: A. Morris (45)	12	24T
Receptions: Nelson/Cobb (7) . . .	8T	16T	Receptions: Garcon (7)	8T	16T
Rec. Yds.: Nelson (130)	5	8	Rec. Yds.: Hankerson (80) . .	20T	30T
Interceptions: (none)	--	--	Interceptions: (none)	--	--
Sacks: Matthews/Jolly (1.0) . .	5T	13T	Sacks: Three players (1.0) . .	5T	13T



2013 SCHEDULE NOTES

2013 OPPONENTS

		NFL Rank (2013)	
	Record	Offense	Defense
 Atlanta Falcons.....(0-1)	(0-1)	15	25
 at Baltimore Ravens...(0-1)	(0-1)	9	32
 Chicago Bears.....(1-0)	(1-0)	20	16
 at Cincinnati Bengals...(0-1)	(0-1)	17	13
 Cleveland Browns.....(0-1)	(0-1)	22T	8
 at Dallas Cowboys.....(1-0)	(1-0)	18	30
 Detroit Lions.....(1-0)	(1-0)	4	14
 Minnesota Vikings.....(0-1)	(0-1)	19	29
 at New York Giants.....(0-1)	(0-1)	3	15
 Philadelphia Eagles.....(1-0)	(1-0)	6	21
 Pittsburgh Steelers.....(0-1)	(0-1)	31	3
 at San Francisco 49ers...(1-0)	(1-0)	2	22
 Washington Redskins...(0-1)	(0-1)	12	27

A LOOK AT THE SCHEDULE

The Green Bay Packers' 93rd NFL regular-season schedule is headlined by four prime-time games (subject to flexible scheduling) and a Thanksgiving contest at Detroit.

- ▶ Green Bay's schedule includes seven games against 2012 playoff teams, with three of those contests (Atlanta, Minnesota, Washington) at Lambeau Field and four on the road (Baltimore, Cincinnati, Minnesota, San Francisco). The Packers will travel to play both of the teams that played in Super Bowl XLVII (Baltimore and San Francisco).
- ▶ The Packers have two prime-time contests at home (vs. Chicago on *Monday Night Football* in Week 9 and vs. Atlanta on Sunday night in Week 14) and two on the road (Sunday night contests at Minnesota in Week 8 and at the N.Y. Giants in Week 11). Green Bay plays at Detroit on Thanksgiving in a nationally televised contest.
- ▶ The Packers' bye arrives in Week 4, the earliest their open date has come on the schedule since they had a Week 4 bye in 1999.
- ▶ For the first time since entering the National Football League in 1921, Green Bay does not have back-to-back road games on its schedule.
- ▶ The Packers have 14 games on Sunday, including seven straight to start the season, one Monday night game and the Thursday game on Thanksgiving.
- ▶ For just the second time in eight seasons under Head Coach **Mike McCarthy** (also 2010), the Packers opened the season on the road, this year against San Francisco on Sunday, Sept. 8. Green Bay opened its season against the 49ers for the second straight year and at San Francisco for the first time in franchise history.
- ▶ In Week 2, the Packers open their home slate against the Redskins for the first time since 1933, when they hosted the Boston Redskins in the season opener.
- ▶ Green Bay heads into its Week 4 bye with a road contest at Cincinnati in Week 3, and then hosts Detroit in Week 5, the third time in the past five seasons that the Lions have visited Lambeau Field in October.
- ▶ The Packers travel to Baltimore in Week 6 to take on the Ravens, the second straight season that Green Bay has visited the defending Super Bowl champions (N.Y. Giants in 2012).
- ▶ Green Bay's Week 8 trip to Minnesota for a Sunday night contest kicks off a stretch of three prime-time games in four weeks for the Packers.
- ▶ In Week 9, the Packers will host the Bears in a Monday night game, the 21st consecutive season that Green Bay has appeared on *Monday Night Football* (1993-2013). It marks the eighth straight season (2006-13) that the division rivals have squared off in a prime-time contest.
- ▶ Green Bay stays home on a short week to host the Eagles in Week 10 before traveling to New York for the second straight season to play the Giants in a Sunday night contest.
- ▶ The Packers visit Detroit on Thanksgiving (Week 13) for the fourth time in seven seasons (2007, 2009, 2011) and then return home for their final scheduled prime-time contest against Atlanta in Week 14 on Sunday night.
- ▶ The Packers' lone NFC North contest in the final month of the season comes in Week 17 at Chicago, the second time under McCarthy (also 2006) that Green Bay has closed out the regular season at Soldier Field. The Packers visit Dallas in Week 15 and host Pittsburgh in the home finale in Week 16.



STREAKS & MILESTONES – REGULAR SEASON

18 RANDALL COBB

- ▶ Set a single-season franchise record with a league-high 2,342 combined net yards in 2012, topping the previous team mark of 2,250 yards by RB Ahman Green in 2003.
- ▶ Has three kick return scores (two punts, one kickoff) in his career, which ties him for No. 2 in franchise history behind only RB Travis Williams' six return TDs (one punt, five kickoffs).
- ▶ Is tied for No. 3 in the NFL with the three total kick return TDs since 2011.

2 MASON CROSBY

- ▶ His 762 points from 2007-12 rank No. 1 in NFL history for the most points scored by a player in his first six seasons, topping the mark of Indianapolis K Mike Vanderjagt (755, 1998-2003).
- ▶ In 2011, set a franchise record with a 58-yard field goal in Week 7 at Minnesota, eclipsing the mark of 56 yards he held (Week 1 at Philadelphia, 2010; Week 5 at Atlanta, 2011).
- ▶ Ranks No. 4 in team annals with 766 career points, having surpassed Paul Hornung (760) last season at Minnesota in Week 17. Needs 55 points to surpass No. 3 Chris Jacke (820).
- ▶ Reached the 700-point mark for his career in his 89th game, second fastest to 700 in team history behind only Hornung (87 games).
- ▶ Ranks No. 2 in team history for the most 100-point seasons with six, trailing only K Ryan Longwell (eight).
- ▶ Made 23 straight field goals from Week 13 of 2010 through Week 10 of 2011, the longest regular-season streak in franchise history as he eclipsed Chris Jacke's mark of 17 (1993).
- ▶ For his career, has hit 100 of 111 field goals (90.1 percent) from 39 yards and closer.
- ▶ Has hit 38 of 54 field goals (70.4 percent) from 40-49 yards.
- ▶ Has hit 14 of 34 field goals (42.4 percent) from 50-plus yards.

88 JERMICHAEL FINLEY

- ▶ Set a single-season franchise record for the most catches by a tight end with 61 in 2012.
- ▶ Is the only tight end in franchise history to register three 55-catch seasons (2009, 2011, 2012).
- ▶ Ranks No. 2 all-time among Green Bay tight ends with three 100-yard receiving games in his career, trailing only Paul Coffman (six).
- ▶ Ranks No. 3 among TEs in team history with 2,541 receiving yards and needs 54 more yards to surpass No. 2 Ron Kramer (2,594).
- ▶ Is No. 3 among TEs in team annals with 203 receptions. Needs 54 more catches to move past No. 2 Bubba Franks (256).
- ▶ In Week 4 vs. New Orleans last season, surpassed 2,000 career receiving yards in his 52nd career game, fastest among tight ends in franchise history (Coffman, 66 games).

50 A.J. HAWK

- ▶ Is tied for No. 2 in franchise history for the most seasons leading the team in tackles with four (2006, 2008, 2010, 2012). He trails only LB Nick Barnett, who led the team in tackles five times (2003-05, 2007, 2009).
- ▶ Has either led the team or finished second in tackles in six of his seven seasons in Green Bay. Has posted 100-plus tackles in six of seven seasons.
- ▶ Currently has 881 career tackles and is 72 tackles shy of moving into the top five in team history (since defensive stats began to be recorded by coaches in 1975). Trails No. 5 LeRoy Butler (953 career tackles) by 72 tackles.

89 JAMES JONES

- ▶ Led the NFL with 14 TD catches in 2012, the first Packer to lead the league in the category since WR Sterling Sharpe did so with a franchise-record 18 in 1994.
- ▶ Caught at least two TD passes in three straight games in 2012 (Weeks 4-6), joining Don Hutson (1943) as the only players in franchise history to accomplish that feat.
- ▶ Has caught at least five TD passes each of the past four seasons (2009-12), the first Packer to do so since WR Antonio Freeman accomplished the feat in six consecutive seasons (1996-2001).
- ▶ Is the only offensive player on the Packers to play in every regular-season game since the start of the 2009 season.
- ▶ Ranks No. 12 in franchise history with 34 career TD catches. Needs two TD grabs to move past No. 11 Carroll Dale (35).

8 TIM MASTHAY

- ▶ Ranks No. 1 in franchise history (min. 150 punts) with a 44.3-yard gross punting average.
- ▶ Set a single-season franchise record with his 45.6-yard gross average in 2011, surpassing Craig Hentrich's 45.0-yard mark in 1997.
- ▶ Tied Sean Landeta's single-season franchise record (1998) by placing 30 punts inside the 20-yard line in 2012.
- ▶ Holds the top three single-season marks for net punting average in franchise history (since 1976) with a 38.93 average in 2012, a 38.56 average in 2011 and a 37.65 average in 2010.
- ▶ Is tied with David Beverly for No. 3 in franchise annals (since 1976) for the most punts inside the 20 with 79 in his career, trailing only Craig Hentrich (104) and Josh Bidwell (85).

Two years after he co-founded the Packers with Curly Lambeau, George Calhoun began writing a piece called The Dope Sheet, which served as the official press release and game program from 1921-24.





STREAKS & MILESTONES – REGULAR SEASON

52 CLAY MATTHEWS

- ▶ Only player in franchise history to be named to the Pro Bowl each of his first four seasons in the league (2009-12).
- ▶ Only player in team history to score a defensive TD in each of his first three seasons in the league (2009-11).
- ▶ His 17 sacks in his first 20 games were the most by an NFL player to start his career at the time, eclipsing the mark of 16.5 set by Leslie O'Neal (1986, 1988) and John Abraham (2000-01).
- ▶ Is the first NFL player since sacks became an official stat in 1982 to post a double-digit sack total and a defensive TD in each of his first two seasons in the league.
- ▶ First player in franchise annals to post 10-plus sacks in each of his first two years in the NFL.
- ▶ Ranks No. 5 in team history with 43.5 career sacks.
- ▶ His 29.5 sacks from 2009-11 were tied for No. 1 in team history with Tony Bennett for the most sacks by a Packer in his first three seasons in the league.
- ▶ Ranks No. 5 in the NFL with 43.5 sacks since 2009.
- ▶ Set a franchise rookie record with 10 sacks in 2009.

87 JORDY NELSON

- ▶ Ranks No. 2 in the NFL with 23 TD catches since 2011, trailing only Patriots TE Rob Gronkowski (28) over that span.
- ▶ His 22 TD grabs from 2011-12 were the most by a Packer over a two-year span since WR Antonio Freeman posted 26 TDs from 1997-98.
- ▶ Caught 15 TD passes in 2011, joining WRs Sterling Sharpe (18 in 1994) and Don Hutson (17 in 1942) as the only players in franchise annals to catch 15-plus TD passes in a season.
- ▶ Is tied for No. 2 among active players with three career TD catches of 80-plus yards.

12 AARON RODGERS

- ▶ Ranks No. 1 in NFL history with a 104.9 career passer rating.
- ▶ Set an NFL single-season record in 2011 with a 122.5 passer rating and set team marks for TD passes (45), passing yards (4,643), completion percentage (68.3), yards per attempt (9.25), TD/INT ratio (7.50) and 300-yard games (eight).
- ▶ Posted 21,332 passing yards from 2008-12, the most in NFL history by a quarterback in his first five seasons as a starter.
- ▶ Threw a TD pass in 35 straight regular-season games at Lambeau Field from 2008-12, a team record (previous mark was 25 by Brett Favre, 1992-96). It was the second-longest home streak in NFL history behind Dan Marino's 39-game streak from 1983-88.
- ▶ Tied a single-game franchise record with six TD passes at Houston in Week 6 of 2012, matching Matt Flynn's mark (Jan. 1, 2012, vs. Detroit).
- ▶ In 79 regular-season starts, has 29 career 300-yard games, 33 three-TD games and 42 zero-INT games.
- ▶ Has posted a 100-plus passer rating 47 times. Set an NFL record for quarterbacks whose careers started since 1970 with 43 games with a 100-plus passer rating in his first 75 starts.
- ▶ Posted a 100-plus passer rating in four straight seasons (2009-12), one of only two QBs in league history to accomplish that feat (Steve Young, 1991-94).

- ▶ Is the only QB in team history with two 400-yard passing games.
- ▶ When he hit the 150-TD mark for his career, he had thrown just 42 INTs to that point, the fewest in NFL history as he surpassed Dan Marino's mark of 69 INTs at the time of his 150th TD pass.
- ▶ In 2009, became first QB in NFL history to throw 30 or more TDs, seven or fewer INTs, and rush for five TDs in the same season.
- ▶ Has registered a passer rating over 110.0 in four or more consecutive games three times in his career (Weeks 3-7, 2009; Week 9, Weeks 11-13, 2010; Weeks 1-7, 9-12, 2011), one of only two quarterbacks in franchise history (Bart Starr, 1966) to accomplish the feat in a single season.
- ▶ Is the only NFL QB since the 1970 merger to post four straight 110-plus rating games in three straight seasons (2009-11).
- ▶ Posted four or more rushing TDs in three straight seasons (2008-10), becoming only the second Packers QB to accomplish that feat (Tobin Rote, 1954-56), and eclipsed 300 rushing yards in back-to-back seasons (2009-10), the first since Rote in 1954-56.
- ▶ Ranks No. 2 in team history with 174 TD passes, having surpassed Bart Starr (152) in Week 8 of 2012.
- ▶ With 18 career rushing TDs, ranks No. 2 in team history among QBs behind only Tobin Rote (29).

		NFL Offense			NFL Defense		
		Total	Rush	Pass	Total	Rush	Pass
After							
Week ...	Opp.						
1	at SF	11	26T	8	31	20T	30
2	WAS						
3	at Cin						
4	(bye)						
5	DET						
6	at Bal						
7	CLE						
8	at Min						
9	CHI						
10	PHI						
11	at NYG						
12	MIN						
13	at Det						
14	ATL						
15	at Dal						
16	PIT						
17	at Chi						
Packers in 2012		13	20	9	11	17	11
Packers in 2011		3	27	3	32	14	32
Packers in 2010		9	24	5	5	18	5
Packers in 2009		6	14	7	2	1	5
Packers in 2008		8	17	8	20	26	12
Packers in 2007		2	21	2	11	14	12
Packers in 2006		9	23	8	12	13	17
Packers in 2005		18	30	7	7	23	1
Packers in 2004		3	10	3	25	14	25
Packers in 2003		4	3	16	17	10	23
Packers in 2002		12	12	10	12	21	3
Packers in 2001		6	21	3	12	16	15
Packers in 2000		15	23	8	15	8	19
Packers in 1999		9	21	7	19	22	18
Packers in 1998		5	25	3	4	4	10
Packers in 1997		4	12	3	7	20	8
Packers in 1996		5	11	5	1	4	1
Packers in 1995		7	26	3	14	7	21
Packers in 1994		9	19	9	6	3	15
Packers in 1993		19	22	18	2	8	7



PACKERS PROJECTED STARTERS – OFFENSE

WR Jordy Nelson, 6th Year, Kansas State, D2a-08

- ▶ Caught 49 passes for 745 yards (15.2 avg.) and seven TDs last season despite missing four full games and most of two others due to injury.
- ▶ With 15 TD catches in 2011, became only the third player in franchise history to catch 15 or more TDs in a season, joining WRs Sterling Sharpe (18 in 1994) and Don Hutson (17 in 1942).
- ▶ Ranks No. 2 in the NFL with 23 TD catches since 2011, trailing only New England TE Rob Gronkowski (28).
- ▶ Became the first player since the 1970 AFL-NFL merger to post three 80-yard TD grabs over an eight-game span in the regular season (Week 16, 2010-Week 6, 2011).

LT David Bakhtiari, Rookie, Colorado, D4a-13

- ▶ Became just the fourth Green Bay rookie to start at LT in the season opener since the 1970 AFL-NFL merger and the first since 1985.
- ▶ Earned second-team All-Pacific-12 honors from the conference's coaches each of his last two seasons (sophomore and junior) at Colorado.
- ▶ Was named to the watch lists for both the Outland Trophy and the Lombardi Award in 2012.
- ▶ Opened 22 games at LT over his final two seasons after starting at right tackle as a redshirt freshman in 2010.

LG Josh Sitton, 6th Year, Central Florida, D4b-08

- ▶ Has started 63 games since 2009, the most by an offensive lineman in a Green Bay uniform over that span.
- ▶ Was named to his first career Pro Bowl in 2012, becoming the first Green Bay guard to be selected since Marco Rivera in 2004.
- ▶ Was named 2010 Offensive Lineman of the Year by the NFL Alumni Association.
- ▶ According to STATS LLC, allowed only 7.5 sacks in his first four seasons as a starter.
- ▶ Was the only Packer on either side of the ball to not miss a snap from 2009-10.

C Evan Dietrich-Smith, 4th Year, Idaho State, FA-10

- ▶ Appeared in all 16 games last season with a career-high six starts (four at LG, two at C).
- ▶ Has started games at three different positions during his career (five at LG, three at C, two at RG).
- ▶ Rejoined the Packers in Week 17 of 2010 after being released at the end of training camp that season; spent the first four weeks of the season with Seattle.
- ▶ Was the only non-drafted rookie to make the Packers' opening-day roster in 2009.
- ▶ Set an Idaho State record with 44 starts on the offensive line, playing all five positions in his college career, including the last two years at LT.

RG T.J. Lang, 5th Year, Eastern Michigan, D4-09

- ▶ Started 15 of 16 games last season (12 at LG, three at RT) and has started 32 contests since 2011.
- ▶ Has started games at four different positions on the line as a pro (27 at LG, five at RT, two at LT, one at RG).
- ▶ Started games at both tackle spots in his first season (2009) and became the first Packers rookie to start consecutive games at left tackle since Chad Clifton in 2000.
- ▶ Began his college career as a defensive lineman, but converted to the offensive line as a sophomore and started 36 straight games (10 at RT, 26 at LT) over his final three years.

RT Don Barclay, 2nd Year, West Virginia, FA-12

- ▶ Appeared in all 16 games in 2012, the only Green Bay rookie on the offensive side of the ball to do so last season.
- ▶ Started the final four regular-season games and both playoff contests at right tackle in 2012.
- ▶ Was one of four rookie free agents to make the Packers' opening-day roster in 2012.

- ▶ Started three years at LT for West Virginia and tied a school record by playing in 52 career games, including 39 consecutive contests.

TE Jermichael Finley, 6th Year, Texas, D3-08

- ▶ Played in all 32 contests over the last two seasons and ranked No. 3 on the team last season with 61 catches, the most ever by a Green Bay tight end, for 667 yards (10.9 avg.) and two TDs.
- ▶ Is the only tight end in team history to register three 55-catch seasons.
- ▶ Set a career high with 767 receiving yards in 2011, the No. 2 mark in franchise annals behind only Paul Coffman's 814 yards in 1983.
- ▶ Finished the 2009 season with Green Bay playoff-record 159 receiving yards in NFC Wild Card loss at Arizona, the third-most productive game by a tight end in NFL postseason history.

WR Randall Cobb, 3rd Year, Kentucky, D2-11

- ▶ Set a franchise single-season record with a league-high 2,342 combined net yards in 2012, topping the previous team mark of 2,250 yards by RB Ahman Green in 2003.
- ▶ With 954 receiving yards and 964 kickoff return yards in 2012, he became the first player in NFL history to post 900-plus yards in each category in the same season.
- ▶ Led the team in receptions (80) and receiving yards (954) in 2012 and finished second on the squad in TD catches (eight).
- ▶ Over his last 13 regular-season games, has caught 76 passes for 966 yards (12.7 avg.) and nine TDs.

QB Aaron Rodgers, 9th Year, California, D1-05

- ▶ His career passer rating of 104.9 ranks No. 1 in NFL history.
- ▶ Ranked No. 1 in the league last season in passer rating (108.0), No. 2 in passing TDs (39), No. 1 in TD/INT ratio (4.88, 39/8), and No. 3 in completion percentage (67.2).
- ▶ Posted 21,332 passing yards from 2008-12, which ranks No. 1 in league history for the most passing yards by a QB in his first five seasons as a starter (previous record was Peyton Manning, 20,618, 1998-2002).
- ▶ In 79 regular-season starts (52-27 record), has posted 29 games with 300-plus passing yards, 43 without an interception and 47 with a 100-plus passer rating.
- ▶ In 2011, set an NFL record with a 122.5 passer rating and set franchise marks for TD passes (45), passing yards (4,643), completion percentage (68.3), yards per attempt (9.25) and 300-yard games (eight) on his way to earning NFL Most Valuable Player honors from *The Associated Press*.

RB Eddie Lacy, Rookie, Alabama, D2-13

- ▶ Became just the third Green Bay rookie since the merger to start the season opener at RB, joining Brandon Jackson (2007) and John Brockington (1971).
- ▶ Earned first-team All-Southeastern Conference following his first full season as the starter in 2012, rushing for 1,322 yards and 17 TDs on 204 carries (6.5 avg.). The 17 rushing TDs were a single-season school record and his yardage total was the sixth highest in school annals.
- ▶ A member of national championship teams in three of his four years on campus at Alabama, he finished with the highest yards-per-carry average (6.8) in school history for players with 300-plus attempts.
- ▶ Turned pro following his junior season and was chosen by the Packers in the second round with the No. 61 overall pick.

FB John Kuhn, 8th Year, Shippensburg, W-07 (Pit)

- ▶ Has played in 93 of 97 games (100 of 104 including playoffs) during his six seasons in Green Bay, appearing in all 16 regular-season contests in four of those seasons.
- ▶ Selected to the Pro Bowl in 2011, becoming the first Green Bay fullback to be honored since William Henderson in 2004.
- ▶ Only player on the team to have a rushing and receiving touchdown each season from 2008-11, and was the first Packer to achieve that feat since RB Ahman Green (2001-04).
- ▶ Led the team with four rushing TDs in 2011 and led the running backs with six total TDs.

PACKERS PROJECTED STARTERS – DEFENSE

LDE C.J. Wilson, 4th Year, East Carolina, D7-10

- ▶ Dealt with injuries for the first time as a pro in 2012, appearing in 11 games, but started a career-high seven contests and registered career bests in tackles (37) and sacks (2.5).
- ▶ Played in 31 of a possible 32 games in his first two seasons as a pro (2010-11).
- ▶ Has played in 43 career games with 11 starts and has recorded 95 tackles (51 solo) and 3.5 sacks.
- ▶ Was named Conference USA Defensive Player of the Year by *Sporting News* each of his final two seasons at East Carolina.

NT Ryan Pickett, 13th Year, Ohio State, UFA-06 (StL)

- ▶ Has played in 179 of a possible 193 regular-season games during his career, missing just nine contests due to injury.
- ▶ Was the only Green Bay defensive lineman to start all 16 games last season and led the line with 75 tackles (27 solo).
- ▶ Key component of Packers' No. 1-ranked rushing defense in 2009 (franchise-record 83.3 yards allowed per game), the first time in team history that Green Bay led the league in that category.
- ▶ Signed with Green Bay as an unrestricted free agent in 2006 after spending five seasons with St. Louis (2001-05). Led all NFL defensive linemen with 115 tackles in 2005.

RDE B.J. Raji, 5th Year, Boston College, D1a-09

- ▶ Earned his first bid to the Pro Bowl in 2011, becoming the first Green Bay defensive tackle since Bob Brown in 1972 to be voted to the all-star team.
- ▶ Has played in 54 games since 2010 (including playoffs), tied for the fourth most in the NFL by a defensive lineman over that span.
- ▶ Led all NFL nose tackles with 6½ sacks in 2010, the third most recorded by a nose tackle since 1990 (according to STATS LLC).
- ▶ Named to the *Pro Football Weekly*/PFWA All-Rookie team in 2009, the first Green Bay defensive lineman to be selected since DE Vonnie Holliday in 1998.

LOLB Nick Perry, 2nd Year, Southern California, D1-12

- ▶ Held the starting role at LOLB for the first six games of his rookie campaign in 2012 before succumbing to a wrist injury that ended his season.
- ▶ Registered 29 tackles (18 solo) and two sacks in 2012.
- ▶ Earned first-team All-Pacific-12 recognition as a junior at Southern California in 2011, registering a team-high and career-best 9.5 sacks. His sack total led the Pac-12 and was tied for No. 14 nationally.
- ▶ Was one of six finalists for the Hendricks Award in 2011, which is given to the nation's top defensive end.

BLB A.J. Hawk, 8th Year, Ohio State, D1-06

- ▶ Has either led the team or finished second in tackles in six of his seven seasons in Green Bay. Led the team with 142 tackles (105 solo) in 2012.
- ▶ Has appeared in 111 of a possible 113 regular-season games in his career, starting 108 of them.
- ▶ Tied for No. 1 among NFL linebackers in 2010 with a career-high three interceptions. Earned first career Pro Bowl selection in 2010.
- ▶ Has posted 881 tackles (627 solo), 13½ sacks, eight interceptions, 34 passes defensed, two forced fumbles and four fumble recoveries during his career.

MLB Brad Jones, 5th Year, Colorado, D7-09

- ▶ Came on in relief of D.J. Smith, who sustained a season-ending knee injury in 2012 in Week 6 at Houston, and made his first career start on the inside (13 starts at OLB) at St. Louis in Week 7. Registered 99 tackles (69 solo), two sacks and a forced fumble in his 10 starts last season.
- ▶ Became a core member on special teams in 2011, appearing in a career-high 15 games and recording a career-best 11 coverage tackles.

- ▶ Worked at OLB for his first three seasons, including his rookie campaign of 2009 that saw him start seven games and register a career-high four sacks.
- ▶ Began working at inside linebacker during 2012 training camp.

ROLB Clay Matthews, 5th Year, Southern California, D1b-09

- ▶ Ranked No. 5 in the league with 13.0 sacks last season, despite missing four games due to a hamstring injury.
- ▶ Became the first Packer in team history to earn Pro Bowl recognition in each of his first four seasons in the NFL (2009-12).
- ▶ Is the only player in franchise history to score a defensive TD (interception or fumble return) in each of his first three seasons in the NFL (2009-11).
- ▶ Named first-team All-Pro by *The Associated Press* in 2010, the first Green Bay LB to earn that honor since Tim Harris in 1989. Finished second to Pittsburgh safety Troy Polamalu in the *AP's* Defensive Player of the Year voting.

LCB Tramon Williams, 7th Year, Louisiana Tech, FA-06

- ▶ Is tied for No. 2 in the league in interceptions (15) and ranks No. 3 in the NFL in INT return yards (296) since 2010 (including playoffs).
- ▶ Ranked No. 2 on the team with 24 passes defensed last season, which matched his career high set in 2011.
- ▶ Despite suffering a shoulder injury in the 2011 season opener, went on to start 15 games that season and post career highs for tackles (65) and passes defensed (24). Also added four interceptions.
- ▶ With three interceptions during the 2010 playoffs, tied Joe Laws (1944) and Craig Newsome (1996) for the franchise single-postseason record.

RCB Sam Shields, 4th Year, Miami, FA-10

- ▶ Was limited to 10 games with eight starts last season due to injury, but registered 38 tackles (28 solo), three interceptions, 15 passes defensed (No. 3 on the team) and a sack.
- ▶ Made an impact in 2010 after making the team as a non-drafted rookie, earning the nickel CB job despite playing the position only one season in college.
- ▶ In Green Bay's NFC Championship win over Chicago in the 2010 season, became the first rookie in NFL history to record two INTs and a sack in a postseason contest.
- ▶ Played primarily wide receiver and special teams during his first three seasons at Miami.

SS M.D. Jennings, 3rd Year, Arkansas State, FA-11

- ▶ Saw the first scrimmage action of his career in 2012, appearing in all 16 contests with 10 starts. Moved into the starting lineup permanently in Week 8 after veteran Charles Woodson sustained a broken collarbone.
- ▶ Started the final nine games at FS and finished the season with 46 tackles (41 solo), six passes defensed and an INT that he returned for a TD.
- ▶ Also contributed regularly on special teams in 2012, finishing with a career-high 10 tackles (tied for No. 3 on the team).
- ▶ Joined LBs Jamari Lattimore and Vic So'oto as the three non-drafted rookies to make Green Bay's opening-day roster in 2011.

FS Morgan Burnett, 4th Year, Georgia Tech, D3-10

- ▶ Ranked No. 2 on the team with a career-high 137 tackles (95 solo) in 2012 and was the only player on the club with a sack (two), an interception (two), a fumble recovery and a forced fumble.
- ▶ Enjoyed his first full season as a pro in 2011, joining DT B.J. Raji as the only two Green Bay defensive players to start all 16 regular-season games.
- ▶ In 2010, became only the second Packers rookie to open the season as a starter at safety since Chuck Cecil in 1988, joining then-teammate and three-time Pro Bowl selection Nick Collins (2005).
- ▶ Started the first four games of the 2010 season at SS before sustaining a season-ending knee injury vs. Detroit in Week 4.

2013 REGULAR-SEASON STATISTICS

	Packers	Opponent
TOTAL FIRST DOWNS	23	23
Rushing	5	6
Passing	16	17
Penalty	2	0
3rd Down: Made/Att.....	4/10	9/18
3rd Down Pct.....	40.0	50.0
4th Down: Made/Att.....	0/0	1/1
4th Down Pct.....	0.0	100.0
POSSESSION AVG.	21:25	38:35
TOTAL NET YARDS	385	494
Avg. Per Game	385.0	494.0
Total Plays	58	75
Avg. Per Play	6.6	6.6
NET YARDS RUSHING	63	90
Avg. Per Game	63.0	90.0
Total Rushes	19	34
NET YARDS PASSING	322	404
Avg. Per Game	322.0	404.0
Sacked/Yards Lost.....	2/11	2/8
Gross Yards.....	333	412
Att./Completions	37/21	39/27
Completion Pct.....	56.8	69.2
HAD INTERCEPTED	1	0
PUNTS/AVERAGE	6/46.2	5/47.2
Net Punting Avg.....	44.8	38.2
PENALTIES/YARDS	5/44	11/85
FUMBLES/BALL LOST	1/1	0/0
TOUCHDOWNS	4	4
Rushing	1	1
Passing	3	3
Returns	0	0

SCORE BY PERIODS

	Q1	Q2	Q3	Q4	OT	PTS
PACKERS	7	7	7	7	0	28
OPPONENTS	7	7	7	13	0	34

SCORING

	TD	-Ru	-Pa	-Rt	K-PAT	FG	S	PTS
Randall Cobb	1	0	1	0			0	6
Jermichael Finley	1	0	1	0			0	6
Eddie Lacy	1	1	0	0			0	6
Jordy Nelson	1	0	1	0			0	6
Mason Crosby	0	0	0	0	4/4		0	4
PACKERS	4	1	3	0	4/4	0/0	0	28
OPPONENTS	4	1	3	0	4/4	2/3	0	34

2-Pt Conversions: Packers 0-0, Opponents 0-0

SACKS: Johnny Jolly 1, Clay Matthews 1, PACKERS 2, OPPONENTS 2

RUSHING

	No	Yds	Avg	Long	TD
Eddie Lacy	14	41	2.9	7	1
Aaron Rodgers	2	13	6.5	7	0
Randall Cobb	2	6	3.0	3	0
John Kuhn	1	3	3.0	3	0
PACKERS	19	63	3.3	7	1
OPPONENTS	34	90	2.6	23	1

PASSING

	Att	Cmp	Yds	Cmp%	Yds/Att	TD	TD%	Int	Int%	Long	Sack/Lost	Rating
Aaron Rodgers	37	21	333	56.8	9.00	3	8.1	1	2.7	38	2/11	102.6
PACKERS	37	21	333	56.8	9.00	3	8.1	1	2.7	38	2/11	102.6
OPPONENTS	39	27	412	69.2	10.56	3	7.7	0	0.0	43	2/8	129.4

RECEIVING

	No	Yds	Avg	Long	TD
Jordy Nelson	7	130	18.6	37	1
Randall Cobb	7	108	15.4	38	1
Jermichael Finley	5	56	11.2	13	1
Eddie Lacy	1	31	31.0	31	0
James Starks	1	8	8.0	8	0
PACKERS	21	333	15.9	38	3
OPPONENTS	27	412	15.3	43	3

INTERCEPTIONS

	No	Yds	Avg	Long	TD
PACKERS	0	0	0.0	0	0
OPPONENTS	1	0	0.0	0	0

PUNTING

	No	Yds	Avg	Net	TB	In 20	LG	Blk
Tim Masthay	6	277	46.2	44.8	0	1	51	0
PACKERS	6	277	46.2	44.8	0	1	51	0
OPPONENTS	5	236	47.2	38.2	1	1	56	0

PUNT RETURNS

	Ret	FC	Yds	Avg	Long	TD
Randall Cobb	1	1	16	16.0	16	0
Jeremy Ross	1	1	9	9.0	9	0
PACKERS	2	2	25	12.5	16	0
OPPONENTS	2	3	8	4.0	7	0

KICKOFF RETURNS

	No	Yds	Avg	Long	TD
Jeremy Ross	3	40	13.3	17	0
PACKERS	3	40	13.3	17	0
OPPONENTS	2	60	30.0	30	0

FIELD GOALS

	1-19	20-29	30-39	40-49	50+
Mason Crosby	0/0	0/0	0/0	0/0	0/0
PACKERS	0/0	0/0	0/0	0/0	0/0
OPPONENTS	0/0	1/1	1/1	0/1	0/0

Crosby: ()

Opponents: (48WL, 27G, 33G)



2013 REGULAR-SEASON DEFENSIVE STATISTICS

Official totals - based on coaches' film review, through Sept. 8 at San Francisco

SPECIAL TEAMS

Player	Total			Sacks/ Yards	Int/ Yards	Fum Rec	For Fum	Pass Def
	Tackles	Solo	Asst					
Brad Jones	14	10	4	0.0/0.0	0/0	0	0	0
Sam Shields	11	10	1	0.0/0.0	0/0	0	0	3
Clay Matthews	10	8	2	1.0/6.0	0/0	0	0	0
A.J. Hawk	9	5	4	0.0/0.0	0/0	0	0	0
M.D. Jennings	8	8	0	0.0/0.0	0/0	0	0	0
Jerron McMillian	7	6	1	0.0/0.0	0/0	0	0	0
Mike Neal	7	2	5	0.0/0.0	0/0	0	0	0
Ryan Pickett	5	2	3	0.0/0.0	0/0	0	0	0
Nick Perry	4	3	1	0.0/0.0	0/0	0	0	0
B.J. Raji	4	3	1	0.0/0.0	0/0	0	0	0
Micah Hyde	3	3	0	0.0/0.0	0/0	0	0	0
Tramon Williams	3	2	1	0.0/0.0	0/0	0	0	1
Johnny Jolly	2	1	1	1.0/2.0	0/0	0	0	0
Datone Jones	2	0	2	0.0/0.0	0/0	0	0	0
C.J. Wilson	2	0	2	0.0/0.0	0/0	0	0	0
Jarrett Bush	1	1	0	0.0/0.0	0/0	0	0	0
Mike Daniels	1	0	1	0.0/0.0	0/0	0	0	0
Totals	93	64	29	2.0/8.0	0/0	0	0	4

Player	TT	FR	FF
Davon House	3	0	0
John Kuhn	1	0	0
Tim Masthay	1	0	0
Totals	5	0	0

MISCELLANEOUS TACKLES

Player	Tackles
Jermichael Finley	1
Totals	1

ALPHABETICAL ROSTER										NFL	
No	Player	Pos	Ht	Wt	Birthdate	Exp	College	High School	Hometown		
69	Bakhtiari, David	T	6-4	300	9/30/91	R	Colorado		San Mateo, Calif.		
32	Banjo, Chris	S	5-10	207	2/26/90	R	SMU		Sugar Land, Texas		
67	Barclay, Don	T/G	6-4	305	4/18/89	2	West Virginia		Harmony, Pa.		
58	Barrington, Sam	LB	6-1	235	10/5/90	R	South Florida		Jacksonville, Fla.		
86	Bostick, Brandon	TE	6-3	250	5/3/89	1	Newberry		Florence, S.C.		
93	Boyd, Josh	DE	6-3	310	8/3/89	R	Mississippi State		Philadelphia, Miss.		
11	Boykin, Jarrett	WR	6-2	218	11/4/89	2	Virginia Tech		Matthews, N.C.		
42	Burnett, Morgan	S	6-1	209	1/13/89	4	Georgia Tech		College Park, Ga.		
24	Bush, Jarrett	CB	6-0	200	5/21/84	8	Utah State		Vacaville, Calif.		
18	Cobb, Randall	WR	5-10	192	8/22/90	3	Kentucky		Alcoa, Tenn.		
2	Crosby, Mason	K	6-1	207	9/3/84	7	Colorado		Georgetown, Texas		
76	Daniels, Mike	DE	6-0	300	5/5/89	2	Iowa		Blackwood, N.J.		
62	Dietrich-Smith, Evan	C/G	6-2	308	7/19/86	4	Idaho State		Salinas, Calif.		
88	Finley, Jermichael	TE	6-5	247	3/26/87	6	Texas		Diboll, Texas		
49	Francois, Robert	LB	6-2	255	5/14/85	4	Boston College		Byfield, Mass.		
23	Franklin, Johnathan	RB	5-10	205	10/23/89	R	UCLA		Los Angeles, Calif.		
61	Goode, Brett	LS	6-1	255	11/2/84	6	Arkansas		Fort Smith, Ark.		
50	Hawk, A.J.	LB	6-1	247	1/6/84	8	Ohio State		Centerville, Ohio		
29	Hayward, Casey	CB	5-11	192	9/9/89	2	Vanderbilt		Perry, Ga.		
31	House, Davon	CB	6-0	195	7/10/89	3	New Mexico State		Palmdale, Calif.		
33	Hyde, Micah	CB	6-0	197	12/31/90	R	Iowa		Fostoria, Ohio		
43	Jennings, M.D.	S	6-0	187	7/25/88	3	Arkansas State		Calhoun City, Miss.		
97	Jolly, Johnny	DT	6-3	325	2/21/83	5	Texas A&M		Houston, Texas		
59	Jones, Brad	LB	6-3	242	4/1/86	5	Colorado		East Lansing, Mich.		
95	Jones, Datone	DE	6-4	285	7/24/90	R	UCLA		Compton, Calif.		
89	Jones, James	WR	6-1	208	3/31/84	7	San Jose State		San Jose, Calif.		
30	Kuhn, John	FB	6-0	250	9/9/82	8	Shippensburg		York, Pa.		
27	Lacy, Eddie	RB	5-11	230	6/2/90	R	Alabama		Geismar, La.		
70	Lang, T.J.	G	6-4	318	9/20/87	5	Eastern Michigan		Birmingham, Mich.		
57	Lattimore, Jamari	LB	6-2	230	10/6/88	3	Middle Tennessee State		Hialeah, Fla.		
8	Masthay, Tim	P	6-1	200	3/16/87	4	Kentucky		Murray, Ky.		
52	Matthews, Clay	LB	6-3	255	5/14/86	5	Southern California		Agoura Hills, Calif.		
22	McMillian, Jerron	S	5-11	203	4/2/89	2	Maine		Hillside, N.J.		
55	Mulumba, Andy	LB	6-3	260	1/30/90	R	Eastern Michigan		Montreal, Quebec		
96	Neal, Mike	DE	6-3	285	6/26/87	4	Purdue		Merrillville, Ind.		
87	Nelson, Jordy	WR	6-3	217	5/31/85	6	Kansas State		Riley, Kan.		
74	Newhouse, Marshall	T	6-4	319	9/29/88	4	Texas Christian		Dallas, Texas		
51	Palmer, Nate	LB	6-2	248	9/23/89	R	Illinois State		Chicago, Ill.		
53	Perry, Nick	LB	6-3	265	4/12/90	2	Southern California		Detroit, Mich.		
79	Pickett, Ryan	DT	6-2	340	10/8/79	13	Ohio State		Zephyrhills, Fla.		
81	Quarless, Andrew	TE	6-4	252	10/6/88	4	Penn State		Uniondale, N.Y.		
90	Raji, B.J.	DT	6-2	337	7/11/86	5	Boston College		Washington Township, N.J.		
12	Rodgers, Aaron	QB	6-2	225	12/2/83	9	California		Chico, Calif.		
10	Ross, Jeremy	WR	6-0	215	3/16/88	1	California		Elk Grove, Calif.		
37	Shields, Sam	CB	5-11	184	12/8/87	4	Miami		Sarasota, Fla.		
71	Sitton, Josh	G	6-3	318	6/16/86	6	Central Florida		Pensacola, Fla.		
44	Starks, James	RB	6-2	218	2/25/86	4	Buffalo		Niagara Falls, N.Y.		
65	Taylor, Lane	G	6-3	324	11/22/89	R	Oklahoma State		Arlington, Texas		
82	Taylor, Ryan	TE	6-3	254	11/16/87	3	North Carolina		Winston-Salem, N.C.		
64	Van Roten, Greg	G/C	6-3	303	2/26/90	2	Pennsylvania		Mineola, N.Y.		
9	Wallace, Seneca	QB	5-11	205	8/6/80	10	Iowa State		Rancho Cordova, Calif.		
38	Williams, Tramon	CB	5-11	191	3/16/83	7	Louisiana Tech		Napoleonville, La.		
98	Wilson, C.J.	DE	6-3	306	3/30/87	4	East Carolina		Pinetown, N.C.		

Practice Squad

77	Adams, Aaron	T	6-5	303	5/16/89	R	Eastern Kentucky		Greenacres, Fla.
68	Collins, Bryan	G	6-3	301	11/7/90	R	SMU		Keller, Texas
16	Tolzien, Scott	QB	6-2	213	9/4/87	3	Wisconsin		Palatine, Ill.
34	Hill, Michael	RB	5-10	210	8/14/89	R	Missouri Western		St. Joseph, Mo.
25	Nixon, James	CB	6-0	186	2/2/88	1	California (Pa.)		Hamden, Conn.
45	Stoneburner, Jake	TE	6-3	249	8/25/89	R	Ohio State		Dublin, Ohio
16	Tolzien, Scott	QB	6-2	213	9/4/87	3	Wisconsin		Palatine, Ill.
19	White, Myles	WR	6-0	182	3/30/90	R	Louisiana Tech		Livonia, Mich.

Reserve/Physically Unable to Perform

28	Richardson, Sean	S	6-2	216	1/21/90	2	Vanderbilt		Aug. 27 (neck)
78	Sherrod, Derek	T	6-5	321	4/23/89	3	Mississippi State		Aug. 27 (leg)
73	Tretter, JC	T	6-4	307	2/12/91	R	Cornell		Aug. 27 (ankle)
99	Worthy, Jerel	DE	6-2	308	4/26/90	2	Michigan State		Aug. 27 (knee)

Injured Reserve

75	Bulaga, Bryan	T	6-5	314	3/21/89	4	Iowa		Aug. 27 (knee)
16	Dorsey, Kevin	WR	6-1	207	2/23/90	R	Maryland		Aug. 27 (toe)
13	Cunningham, Sederrick	WR	5-11	192	7/14/89	R	Furman		Aug. 6 (wrist)
26	Harris, DuJuan	RB	5-8	203	9/3/88	1	Troy		Aug. 27 (knee)



No	NUMERICAL ROSTER	Pos	Ht	Wt	Age	NFL		College	How Acquired	Reg. season GP/GS/DNP/IA
						Exp				
2	Mason Crosby	K	6-1	207	29	7		Colorado	D6c-07	1/0/0/0
8	Tim Masthay	P	6-1	200	26	4		Kentucky	FA-10	1/0/1/0
9	Seneca Wallace	QB	5-11	205	33	10		Iowa State	FA-13	1/0/0/0
10	Jeremy Ross	WR	6-0	215	25	1		California	FA-12	1/0/0/0
11	Jarrett Boykin	WR	6-2	218	23	2		Virginia Tech	FA-12	1/0/0/0
12	Aaron Rodgers	QB	6-2	225	29	9		California	D1-05	1/1/0/0
18	Randall Cobb	WR	5-10	192	23	3		Kentucky	D2-11	1/1/0/0
22	Jerron McMillian	S	5-11	203	24	2		Maine	D4b-12	1/1/0/0
23	Johnathan Franklin	RB	5-10	205	23	R		UCLA	D4c-13	1/0/0/0
24	Jarrett Bush	CB	6-0	200	29	8		Utah State	W-06 (Car)	1/0/0/0
27	Eddie Lacy	RB	5-11	230	23	R		Alabama	D2-13	1/1/0/0
29	Casey Hayward	CB	5-11	192	24	2		Vanderbilt	D2b-12	0/0/0/1
30	John Kuhn	FB	6-0	250	31	8		Shippensburg	W-07 (Pit)	1/0/0/0
31	Davon House	CB	6-1	195	24	3		New Mexico State	D4-11	1/0/0/0
32	Chris Banjo	S	5-10	207	23	R		SMU	FA-13	1/0/0/0
33	Micah Hyde	CB	6-0	197	22	R		Iowa	D5a-13	1/0/0/0
37	Sam Shields	CB	5-11	184	25	4		Miami	FA-10	1/1/0/0
38	Tramon Williams	CB	5-11	191	30	7		Louisiana Tech	FA-06	1/1/0/0
42	Morgan Burnett	S	6-1	209	24	4		Georgia Tech	D3-10	0/0/0/1
43	M.D. Jennings	S	6-0	195	25	3		Arkansas State	FA-11	1/1/0/0
44	James Starks	RB	6-2	218	27	4		Buffalo	D6-10	1/0/0/0
49	Robert Francois	LB	6-2	250	28	4		Boston College	FA-09	1/0/0/0
50	A.J. Hawk	LB	6-1	242	29	8		Ohio State	D1-06	1/1/0/0
51	Nate Palmer	LB	6-2	248	23	R		Illinois State	D6-13	0/0/0/1
52	Clay Matthews	LB	6-3	255	27	5		Southern California	D1b-09	1/1/0/0
53	Nick Perry	LB	6-3	265	23	2		Southern California	D1-12	1/1/0/0
55	Andy Mulumba	LB	6-3	260	23	R		Eastern Michigan	FA-13	1/0/0/0
57	Jamari Lattimore	LB	6-2	237	24	3		Middle Tennessee State	FA-11	1/0/0/0
58	Sam Barrington	LB	6-1	235	22	R		South Florida	D7c-13	0/0/0/1
59	Brad Jones	LB	6-3	242	27	5		Colorado	D7-09	1/1/0/0
61	Brett Goode	LS	6-1	255	28	6		Arkansas	FA-08	1/0/0/0
62	Evan Dietrich-Smith	C/G	6-2	308	27	4		Idaho State	FA-10	1/1/0/0
64	Greg Van Roten	G/C	6-3	303	23	2		Pennsylvania	FA-12	1/0/0/0
65	Lane Taylor	G	6-3	324	23	R		Oklahoma State	FA-13	0/0/0/1
67	Don Barclay	T/G	6-4	305	24	2		West Virginia	FA-12	1/1/0/0
69	David Bakhtiari	T	6-4	300	21	R		Colorado	D4a-13	1/1/0/0
70	T.J. Lang	G	6-4	318	25	5		Eastern Michigan	D4-09	1/1/0/0
71	Josh Sitton	G	6-3	318	27	6		Central Florida	D4b-08	1/1/0/0
74	Marshall Newhouse	T	6-4	319	24	4		Texas Christian	D5b-10	1/0/0/0
76	Mike Daniels	DE	6-0	300	24	2		Iowa	D4a-12	1/0/0/0
79	Ryan Pickett	DT	6-2	338	33	13		Ohio State	UFA-06 (STL)	1/1/0/0
81	Andrew Quarless	TE	6-4	252	24	4		Penn State	D5a-10	1/0/0/0
82	Ryan Taylor	TE	6-3	254	25	3		North Carolina	D7a-11	1/0/0/0
86	Brandon Bostick	TE	6-3	250	24	1		Newberry	FA-12	0/0/0/1
87	Jordy Nelson	WR	6-3	217	28	6		Kansas State	D2a-08	1/1/0/0
88	Jermichael Finley	TE	6-5	247	26	6		Texas	D3-08	1/1/0/0
89	James Jones	WR	6-1	208	29	7		San Jose State	D3a-07	1/1/0/0
90	B.J. Raji	DT	6-2	337	27	5		Boston College	D1a-09	1/1/0/0
93	Josh Boyd	DE	6-3	310	24	R		Mississippi State	D5b-13	0/0/0/1
95	Datone Jones	DE	6-4	285	23	R		UCLA	D1-13	1/0/0/0
96	Mike Neal	DE	6-3	285	26	4		Purdue	D2-10	1/0/0/0
97	Johnny Jolly	DT	6-3	325	30	5		Texas A&M	D6a-06	1/1/0/0
98	C.J. Wilson	DE	6-3	305	26	4		East Carolina	D7-10	1/0/0/0

Practice Squad

16	Scott Tolzien	WR	6-2	213	26	3		Wisconsin	FA-13	0/0/0/0
17	Charles Johnson	WR	6-2	215	24	R		Grand Valley State	D7a-13	0/0/0/0
19	Myles White	WR	6-0	182	23	R		Louisiana Tech	FA-13	0/0/0/0
25	James Nixon	CB	6-0	186	25	1		California (Pa.)	FA-12	0/0/0/0
34	Michael Hill	RB	5-10	210	24	R		Missouri Western	FA-13	0/0/0/0
45	Jake Stoneburner	TE	6-3	249	24	R		Ohio State	FA-13	0/0/0/0
68	Bryan Collins	G	6-3	301	22	R		SMU	FA-13	0/0/0/0
77	Aaron Adams	T	6-5	303	24	R		Eastern Kentucky	FA-13	0/0/0/0

Reserve/Physically Unable to Perform

28	Sean Richardson	S	6-2	216	23	2		Vanderbilt	FA-12	0/0/0/0
73	JC Tretter	T	6-4	307	22	R		Cornell	D4b-13	0/0/0/0
78	Derek Sherrod	T	6-6	321	24	3		Mississippi State	D1-11	0/0/0/0
99	Jerel Worthy	DE	6-2	304	23	2		Michigan State	D2a-12	0/0/0/0

Injured Reserve

13	Sederrick Cunningham	WR	5-11	192	24	R		Furman	FA-13	0/0/0/0
16	Kevin Dorsey	WR	6-1	207	23	R		Maryland	D7b-13	0/0/0/0
26	DuJuan Harris	RB	5-8	203	24	1		Troy	FA-12	0/0/0/0
75	Bryan Bulaga	T	6-5	314	24	4		Iowa	D1-10	0/0/0/0



ROSTER BY POSITION

QUARTERBACK (2)

Aaron Rodgers
Seneca Wallace

FULLBACK (1)

John Kuhn

RUNNING BACK (3)

Johnathan Franklin
Eddie Lacy
James Starks

WIDE RECEIVER (5)

Jarrett Boykin
Randall Cobb
James Jones
Jordy Nelson
Jeremy Ross

TIGHT END (4)

Brandon Bostick
Jermichael Finley
Andrew Quarless
Ryan Taylor

OFFENSIVE LINE (8)

David Bakhtiari
Don Barclay
Evan Dietrich-Smith
T.J. Lang
Marshall Newhouse
Josh Sitton
Lane Taylor
Greg Van Roten

DEFENSIVE LINE (8)

Josh Boyd
Mike Daniels
Johnny Jolly
Datone Jones
Mike Neal
Ryan Pickett
B.J. Raji
C.J. Wilson

LINEBACKER (9)

Sam Barrington
Robert Francois
A.J. Hawk
Brad Jones
Jamari Lattimore
Clay Matthews
Andy Mulumba
Nate Palmer
Nick Perry

CORNERBACK (6)

Jarrett Bush
Casey Hayward
Davon House
Micah Hyde
Sam Shields
Tramon Williams

SAFETY (4)

Chris Banjo
Morgan Burnett
M.D. Jennings
Jerron McMillian

SPECIALIST (3)

Mason Crosby
Brett Goode
Tim Masthay

Rookies and first-year players are underlined

PRONUNCIATION GUIDE

David Bakhtiari	bock-tee-R-ee	Andy Mulumba	moo-LOOM-bah
Don Barclay	BAR-clay	Ryan Pickett	PICK-ett
Robert Francois	fran-SWAH	Andrew Quarless	QUAR-liss
Brett Goode	GEWD	B.J. Raji	RAH-jee
Datone Jones	DAY-tone	Josh Sitton	SITT-en
John Kuhn	KOON	Greg Van Roten	van RO-ten
Tim Masthay	MASS-tay	Tramon Williams	trah-MAHN
Jerron McMillian	juh-RON mick-MILL-in		



OFFENSE

WR: 87	Jordy Nelson	89	James Jones	<u>10</u>	<u>Jeremy Ross</u>
LT: <u>69</u>	<u>David Bakhtiari</u>	74	Marshall Newhouse		
LG: 71	Josh Sitton	<u>65</u>	<u>Lane Taylor</u>		
C: 62	Evan Dietrich-Smith	64	Greg Van Roten		
RG: 70	T.J. Lang	64	Greg Van Roten	<u>65</u>	<u>Lane Taylor</u>
RT: 67	Don Barclay	74	Marshall Newhouse		
TE: 88	Jermichael Finley	81	Andrew Quarless	82	Ryan Taylor
				<u>86</u>	<u>Brandon Bostick</u>
WR: 18	Randall Cobb	11	Jarrett Boykin		
QB: 12	Aaron Rodgers	9	Seneca Wallace		
RB: <u>27</u>	<u>Eddie Lacy</u>	44	James Starks	<u>23</u>	<u>Johnathan Franklin</u>
FB: 30	John Kuhn				

DEFENSE

LDE: 98	C.J. Wilson	97	Johnny Jolly	<u>95</u>	<u>Datone Jones</u>
NT: 79	Ryan Pickett	<u>93</u>	<u>Josh Boyd</u>		
RDE: 90	B.J. Raji	76	Mike Daniels	96	Mike Neal
LOLB: 53	Nick Perry	<u>55</u>	<u>Andy Mulumba</u>		
BLB: 50	A.J. Hawk	49	Robert Francois	<u>58</u>	<u>Sam Barrington</u>
MLB: 59	Brad Jones	57	Jamari Lattimore		
ROLB: 52	Clay Matthews	<u>51</u>	<u>Nate Palmer</u>		
LCB: 38	Tramon Williams	31	Davon House	<u>33</u>	<u>Micah Hyde</u>
RCB: 37	Sam Shields	29	Casey Hayward	24	Jarrett Bush
SS: 43	M.D. Jennings	22	Jerron McMillian		
FS: 42	Morgan Burnett	<u>32</u>	<u>Chris Banjo</u>		

SPECIAL TEAMS

K: 2	Mason Crosby	8	Tim Masthay		
P: 8	Tim Masthay	2	Mason Crosby		
H: 8	Tim Masthay	18	Randall Cobb		
PR: <u>10</u>	<u>Jeremy Ross</u>	18	Randall Cobb	<u>33</u>	<u>Micah Hyde</u>
				<u>23</u>	<u>Johnathan Franklin</u>
KR: <u>10</u>	<u>Jeremy Ross</u>	<u>23</u>	<u>Johnathan Franklin</u>		
LS: 61	Brett Goode	82	Ryan Taylor		

Rookies and first-year players are underlined

COACH LOCATIONS

- ▶ **Coaches' Box:** Dom Capers (defensive coordinator), Joel Hilgenberg (assistant offensive line), Ben McAdoo (quarterbacks), Scott McCurley (defensive quality control), John Rushing (offensive assistant/special teams) and Joe Whitt (secondary - cornerbacks).
- ▶ **Sideline:** Edgar Bennett (wide receivers), James Campen (offensive line), Tom Clements (offensive coordinator), Mike Eayrs (research and development), Jerry Fontenot (tight ends), Kevin Greene (outside linebackers), Chad Morton (special teams assistant), Winston Moss (inside linebackers/asst. head coach), Darren Perry (secondary - safeties), Shawn Slocum (special teams coordinator), Mike Trgovac (defensive line) and Alex Van Pelt (running backs).



HOW THE PACKERS WERE BUILT

Year	Record	Draft (33)	Waivers (2)	Free Agents (18)
2005	4-12	QB Aaron Rodgers D1		
2006	8-8	LB A.J. Hawk D1 DT Johnny Jolly D6a	CB Jarrett Bush (Car)	DE Ryan Pickett (UFA) CB Tramon Williams
2007	13-3	WR James Jones D3a K Mason Crosby D6c	FB John Kuhn (Pit)	
2008	6-10	WR Jordy Nelson D2a TE Jermichael Finley D3 G Josh Sitton D4b		LS Brett Goode
2009	11-5	DT B.J. Raji D1a LB Clay Matthews D1b G T.J. Lang D4 LB Brad Jones D7		LB Robert Francois
2010	10-6	DE Mike Neal D2 S Morgan Burnett D3 TE Andrew Quarless D5a T Marshall Newhouse D5b RB James Starks D6 DE C.J. Wilson D7		C/G Evan Dietrich-Smith P Tim Masthay CB Sam Shields
2011	15-1	WR Randall Cobb D2 CB Davon House D4 TE Ryan Taylor D7a		S M.D. Jennings LB Jamari Lattimore
2012	11-5	LB Nick Perry D1 CB Casey Hayward D2b DE Mike Daniels D4a S Jerron McMillian D4b		T/G Don Barclay TE Brandon Bostick WR Jarrett Boykin WR Jeremy Ross G/C Greg Van Roten
2013	0-1	DE Datone Jones D1 RB Eddie Lacy D2 T David Bakhtiari D4a RB Johnathan Franklin D4c CB Micah Hyde D5a DE Josh Boyd D5b LB Nate Palmer D6 LB Sam Barrington D7c		S Chris Banjo LB Andy Mulumba G Lane Taylor QB Seneca Wallace

INDIVIDUAL STATISTICS, OFFENSE

RUSHING

	E.Lacy					J.Franklin					J.Starks					A.Rodgers					J.Kuhn					R.Cobb				
	No	Yds	Avg	Lg	TD	No	Yds	Avg	Lg	TD	No	Yds	Avg	Lg	TD	No	Yds	Avg	Lg	TD	No	Yds	Avg	Lg	TD	No	Yds	Avg	Lg	TD
9/8	at	SF	14	41	2.9	7	1	0	0	0.0	0	0	0	0	0	2	13	6.5	7	0	1	3	3.0	3	0	2	6	3.0	3	0
9/15		Was																												
9/22	at	Cin																												
10/6		Det																												
10/13	at	Bal																												
10/20		Cle																												
10/27	at	Min																												
11/4		Chi																												
11/10		Phi																												
11/17	at	NYG																												
11/24		Min																												
11/28	at	Det																												
12/8		Atl																												
12/15	at	Dal																												
12/22		Pit																												
12/29	at	Chi																												
SEASON			14	41	2.9	7	1	0	0	0.0	0	0	0	0	0	2	13	6.5	7	0	1	3	3.0	3	0	2	6	3.0	3	0
CAREER			14	41	2.9	7	1	0	0	0.0	0	0	0	0	2	305	1455	4.8	35	18	156	471	3.0	18	11	14	143	10.2	28	0

PASSING

	A.Rodgers										S.Wallace									
	Att	Com	Pct	Yds	Sk/Yd	TD	Lg	Int	Rtng		Att	Com	Pct	Yds	Sk/Yd	TD	Lg	Int	Rtng	
9/8	at	SF	37	21	56.8	333	2/11	3	38	1	102.6									
9/15		Was																		
9/22	at	Cin																		
10/6		Det																		
10/13	at	Bal																		
10/20		Cle																		
10/27	at	Min																		
11/4		Chi																		
11/10		Phi																		
11/17	at	NYG																		
11/24		Min																		
11/28	at	Det																		
12/8		Atl																		
12/15	at	Dal																		
12/22		Pit																		
12/29	at	Chi																		
SEASON			37	21	56.8	333	2/11	3	38	1	102.6	0	0	0.0	0	0/0	0	0	0	0.0
CAREER			2702	1773	65.6	21994	213/1323	174	93t	47	104.9	764	452	59.2	4,808	55/314	31	90t	18	81.3

RECEIVING

	R.Cobb					J.Finley					J.Jones					J.Nelson					J.Boykin					A. Quarless						
	No	Yds	Avg	Lg	TD	No	Yds	Avg	Lg	TD	No	Yds	Avg	Lg	TD	No	Yds	Avg	Lg	TD	No	Yds	Avg	Lg	TD	No	Yds	Avg	Lg	TD		
9/8	at	SF	7	108	15.4	38	1	5	56	11.2	13	1	0	0	0.0	0	0	7	130	18.6	37	1	0	0	0.0	0	0	0	0			
9/15		Was																														
9/22	at	Cin																														
10/6		Det																														
10/13	at	Bal																														
10/20		Cle																														
10/27	at	Min																														
11/4		Chi																														
11/10		Phi																														
11/17	at	NYG																														
11/24		Min																														
11/28	at	Det																														
12/8		Atl																														
12/15	at	Dal																														
12/22		Pit																														
12/29	at	Chi																														
SEASON			7	108	15.4	38	1	5	56	11.2	13	1	0	0	0.0	0	0	7	130	18.6	37	1	0	0	0.0	0	0	0	0			
CAREER			112	1437	12.8	61	10	203	2541	12.5	62t	18	251	3488	13.9	79t	34	224	3406	15.2	93t	29	5	27	5.4	9	0	24	274	11.4	23	1

INDIVIDUAL STATISTICS, OFFENSE

		RECEIVING J.Ross					R. Taylor					B.Bostick					E. Lacy					J.Franklin					J.Starks							
		No	Yds	Avg	Lg	TD	No	Yds	Avg	Lg	TD	No	Yds	Avg	Lg	TD	No	Yds	Avg	Lg	TD	No	Yds	Avg	Lg	TD	No	Yds	Avg	Lg	TD			
9/8	at SF	0	0	0.0	0	0	0	0	0.0	0	0	0	0	0.0	0	0	1	31	31.0	31	0	0	0	0	0	0	0	0	0	1	8	8.0	8	0
9/15	Was																																	
9/22	at Cin																																	
10/6	Det																																	
10/13	at Bal																																	
10/20	Cle																																	
10/27	at Min																																	
11/4	Chi																																	
11/10	Phi																																	
11/17	at NYG																																	
11/24	Min																																	
11/28	at Det																																	
12/8	Atl																																	
12/15	at Dal																																	
12/22	Pit																																	
12/29	at Chi																																	
SEASON		0	0	0.0	0	0	0	0	0.0	0	0	0	0	0	0	1	31	31.0	31	0	0	0	0	0	0	0	0	0	1	8	8.0	8	0	
CAREER		0	0	0.0	0	0	9	70	7.8	12	0	0	0	0.0	0	0	1	31	31.0	31	0	0	0	0	0	0	0	36	270	7.5	17	0		

		RECEIVING J.Kuhn				
		No	Yds	Avg	Lg	TD
9/8	at SF	0	0	0.0	0	0
9/15	Was					
9/22	at Cin					
10/6	Det					
10/13	at Bal					
10/20	Cle					
10/27	at Min					
11/4	Chi					
11/10	Phi					
11/17	at NYG					
11/24	Min					
11/28	at Det					
12/8	Atl					
12/15	at Dal					
12/22	Pit					
12/29	at Chi					
SEASON		0	0	0.0	0	0
CAREER		59	412	7.0	32	8

INDIVIDUAL STATISTICS, OFFENSE

RUSHING

		E.Lacy										J.Starks										A.Rodgers															
		First Half					Second Half					First Half					Second Half					First Half					Second Half										
		No	Yds	Avg	Lg	TD	No	Yds	Avg	Lg	TD	No	Yds	Avg	Lg	TD	No	Yds	Avg	Lg	TD	No	Yds	Avg	Lg	TD	No	Yds	Avg	Lg	TD						
9/8	at SF	5	4	0.8	3	0	9	37	4.1	7	1	0	0	0.0	0	0	0	0.0	0	0	0	0	0	0	0	0	0.0	0	0	0	0	2	13	6.5	7	0	
9/15	Was																																				
9/22	at Cin																																				
10/6	Det																																				
10/13	at Bal																																				
10/20	Cle																																				
10/27	at Min																																				
11/4	Chi																																				
11/10	Phi																																				
11/17	at NYG																																				
11/24	Min																																				
11/28	at Det																																				
12/8	Atl																																				
12/15	at Dal																																				
12/22	Pit																																				
12/29	at Chi																																				
SEASON		5	4	0.8	3	0	9	37	4.1	7	1	0	0	0.0	0	0	0	0.0	0	0	0	0	0	0	0	0	0	0	0	0	0	0	2	13	6.5	7	0

PASSING

		A.Rodgers																		
		First Half					Second Half													
		Att	Com	Pct	Yds	Sk/Yd	TD	Lg	Int	Rtng	Att	Com	Pct	Yds	Sk/Yd	TD	Lg	Int	Rtng	
9/8	at SF	23	14	60.9	203	1/8	2	31	1	100.5	14	7	50.0	130	1/3	1	38	0	106.3	
9/15	Was																			
9/22	at Cin																			
10/6	Det																			
10/13	at Bal																			
10/20	Cle																			
10/27	at Min																			
11/4	Chi																			
11/10	Phi																			
11/17	at NYG																			
11/24	Min																			
11/28	at Det																			
12/8	Atl																			
12/15	at Dal																			
12/22	Pit																			
12/29	at Chi																			
SEASON		23	14	60.9	203	1/8	2	31	1	100.5	14	7	50.0	130	1/3	1	38	0	106.3	

PASSING

		S.Wallace																		
		First Half					Second Half													
		Att	Com	Pct	Yds	Sk/Yd	TD	Lg	Int	Rtng	Att	Com	Pct	Yds	Sk/Yd	TD	Lg	Int	Rtng	
9/8	at SF																			
9/15	Was																			
9/22	at Cin																			
10/6	Det																			
10/13	at Bal																			
10/20	Cle																			
10/27	at Min																			
11/4	Chi																			
11/10	Phi																			
11/17	at NYG																			
11/24	Min																			
11/28	at Det																			
12/8	Atl																			
12/15	at Dal																			
12/22	Pit																			
12/29	at Chi																			
SEASON		0	0	0.0	0	0/0	0	0	0	0.0	0	0	0.0	0	0/0	0	0	0	0	0.0

INDIVIDUAL STATISTICS, DEFENSE

	M.Burnett					J.Bush					M.Daniels					R.Francois					A.Hawk					C.Hayward									
	UT	A	Sk	Int	PD	UT	A	Sk	Int	PD	UT	A	Sk	Int	PD	UT	A	Sk	Int	PD	UT	A	Sk	Int	PD	UT	A	Sk	Int	PD					
9/8	at	SF	(Inactive)			1	0	0-0	0-0	0	0	1	0-0	0-0	0	0	0	0-0	0	0	5	4	0-0	0	0	(Inactive)									
9/15		Was																																	
9/22	at	Cin																																	
10/6		Det																																	
10/13	at	Bal																																	
10/20		Cle																																	
10/27	at	Min																																	
11/4		Chi																																	
11/10		Phi																																	
11/17	at	NYG																																	
11/24		Min																																	
11/28	at	Det																																	
12/8		Atl																																	
12/15	at	Dal																																	
12/22		Pit																																	
12/29	at	Chi																																	
SEASON						0	0	0-0	0-0	0	1	0	0-0	0-0	0	0	0	0-0	0	0	5	4	0-0	0	0	0	0	0	0	0					
CAREER						192	67	3-28	6-1	28	70	22	1.5-13	3-42	26	11	9	2-11	0-0	1	15	8	0-0	2-1	3	627	254	135-1065	8-114	34	43	12	0-0	6-81	25

	D.House					M.Jennings					B.Jones					J.Lattimore					A.Mulumba					C.Matthews									
	UT	A	Sk	Int	PD	UT	A	Sk	Int	PD	UT	A	Sk	Int	PD	UT	A	Sk	Int	PD	UT	A	Sk	Int	PD	UT	A	Sk	Int	PD					
9/8	at	SF				8	0	0-0	0-0	0	10	4	0-0	0-0	0	0	0	0-0	0-0	0	0	0	0-0	0-0	0	8	2	1-6	0-0	0					
9/15		Was																																	
9/22	at	Cin																																	
10/6		Det																																	
10/13	at	Bal																																	
10/20		Cle																																	
10/27	at	Min																																	
11/4		Chi																																	
11/10		Phi																																	
11/17	at	NYG																																	
11/24		Min																																	
11/28	at	Det																																	
12/8		Atl																																	
12/15	at	Dal																																	
12/22		Pit																																	
12/29	at	Chi																																	
SEASON						0	0	0-0	0-0	0	8	0	0-0	0-0	0	10	4	0-0	0-0	0	0	0	0-0	0-0	0	0	0	0	0	0	8	2	1-6	0-0	0
CAREER						17	1	1-3	0-0	13	49	5	0-0	1-72t	6	134	62	7-46	0-0	6	0	0	0-0	0-0	0	0	0	0	0	0	199	81	43.5-275	4-109	23

	J.McMillian					D.Jones					J.Jolly					M.Neal					N.Perry					M.Hyde									
	UT	A	Sk	Int	PD	UT	A	Sk	Int	PD	UT	A	Sk	Int	PD	UT	A	Sk	Int	PD	UT	A	Sk	Int	PD	UT	A	Sk	Int	PD					
9/8	at	SF				0	2	0	0-0	0	1	1	1-2	0-0	0	2	5	0-0	0-0	0	3	1	0-0	0-0	0	3	0	0-0	0-0	0					
9/15		Was																																	
9/22	at	Cin																																	
10/6		Det																																	
10/13	at	Bal																																	
10/20		Cle																																	
10/27	at	Min																																	
11/4		Chi																																	
11/10		Phi																																	
11/17	at	NYG																																	
11/24		Min																																	
11/28	at	Det																																	
12/8		Atl																																	
12/15	at	Dal																																	
12/22		Pit																																	
12/29	at	Chi																																	
SEASON						6	1	0-0	0-0	0	0	2	0-0	0-0	0	1	1	1-2	0-0	0	2	5	0-0	0	0	3	1	0-0	0-0	0	3	0	0-0	0-0	0
CAREER						27	10	0-0	1-0	13	0	2	0-0	0-0	0	101	93	3-13	1-2	22	17	18	5.5-44.5	0-0	0	21	12	2-27	0-0	0	3	0	0-0	0-0	0

INDIVIDUAL STATISTICS, DEFENSE

	R.Pickett					B.Raji					C.Banjo					S.Shields					T.Williams					C.Wilson									
	UT	A	Sk	Int	PD	UT	A	Sk	Int	PD	UT	A	Sk	Int	PD	UT	A	Sk	Int	PD	UT	A	Sk	Int	PD	UT	A	Sk	Int	PD					
9/8	at	SF				3	1	0-0	0	0	0	0	0	0-0	0	0	0	0-0	0	0	0	0-0	3	2	1	0-0	0-0	1	0	2	0-0	0-0	0		
9/15		Was																																	
9/22	at	Cin																																	
10/6		Det																																	
10/13	at	Bal																																	
10/20		Cle																																	
10/27	at	Min																																	
11/4		Chi																																	
11/10		Phi																																	
11/17	at	NYG																																	
11/24		Min																																	
11/28	at	Det																																	
12/8		Atl																																	
12/15	at	Dal																																	
12/22		Pit																																	
12/29	at	Chi																																	
SEASON			2	3	0-0	0	0	0	0	3	1	0-0	0	0	0	0	0	0-0	0-0	0	10	1	0-0	0-0	3	2	1	0-0	0-0	1	0	2	0-0	0-0	0
CAREER			421	457	95-455	0-0	34	108	87	10.5-65.5	0-0	7	0	0	0-0	0-0	0	91	21	1-8	9-90	42	242	55	2-13	2-411	112	51	44	3.5-10	0-0	1			

	N.Palmer					S.Barrington					J.Boyd																						
	UT	A	Sk	Int	PD	UT	A	Sk	Int	PD	UT	A	Sk	Int	PD																		
9/8	at	SF																															
9/15		Was																															
9/22	at	Cin																															
10/6		Det																															
10/13	at	Bal																															
10/20		Cle																															
10/27	at	Min																															
11/4		Chi																															
11/10		Phi																															
11/17	at	NYG																															
11/24		Min																															
11/28	at	Det																															
12/8		Atl																															
12/15	at	Dal																															
12/22		Pit																															
12/29	at	Chi																															
SEASON			0	0	0-0	0-0	0	0	0	0-0	0-0	0	0	0	0-0	0-0	0	0	0	0-0	0-0	0	0	0	0-0	0-0	0	0	0	0	0	0	0
CAREER			0	0	0-0	0-0	0	0	0	0-0	0-0	0	0	0	0-0	0-0	0	0	0	0-0	0-0	0	0	0	0-0	0-0	0	0	0	0	0	0	0

DEFENSIVE FUMBLE STATISTICS

FORCED FUMBLES (0)

FUMBLE RECOVERIES (0)

INDIVIDUAL STATISTICS, DEFENSE

QUARTERBACK SACKS (2-8)

9/8 at San Francisco: (2-8) J.Jolly 1-2, C.Matthews 1-6
9/15 Washington:
9/22 at Cincinnati:
10/6 Detroit:
10/13 at Baltimore:
10/20 Cleveland:
10/27 at Minnesota:
11/4 Chicago:
11/10 Philadelphia:
11/17 at N.Y. Giants:
11/24 Minnesota:
11/28 at Detroit:
12/8 Atlanta:
12/15 at Dallas:
12/22 Pittsburgh:
12/29 at Chicago:

SEASON TOTALS: (2-8) J.Jolly 1-2, C.Matthews 1-6

QUARTERBACK HITS (5)

9/8 at San Francisco: (5) C.Matthews 4, M.Neal 1
9/15 Washington:
9/22 at Cincinnati:
10/6 Detroit:
10/13 at Baltimore:
10/20 Cleveland:
10/27 at Minnesota:
11/4 Chicago:
11/10 Philadelphia:
11/17 at N.Y. Giants:
11/24 Minnesota:
11/28 at Detroit:
12/8 Atlanta:
12/15 at Dallas:
12/22 Pittsburgh:
12/29 at Chicago:

SEASON TOTALS: (5) C.Matthews 4, M. Neal 1

PASSES DEFENSED (4)

9/8 at San Francisco: (4) S.Shields 3, T.Williams 1
9/15 Washington:
9/22 at Cincinnati:
10/6 Detroit:
10/13 at Baltimore:
10/20 Cleveland:
10/27 at Minnesota:
11/4 Chicago:
11/10 Philadelphia:
11/17 at N.Y. Giants:
11/24 Minnesota:
11/28 at Detroit:
12/8 Atlanta:
12/15 at Dallas:
12/22 Pittsburgh:
12/29 at Chicago:

SEASON TOTALS: (4) S.Shields 3, T.Williams 1

INDIVIDUAL STATISTICS, SPECIAL TEAMS

PUNTING

		T.Masthay							
		No	Yds	Avg	TB	In20	Lg	Bk	Net
9/8	at SF	6	277	46.2	0	1	51	0	44.8
9/15	Was								
9/22	at Cin								
10/6	Det								
10/13	at Bal								
10/20	Cle								
10/27	at Min								
11/4	Chi								
11/10	Phi								
11/17	at NYG								
11/24	Min								
11/28	at Det								
12/8	Atl								
12/15	at Dal								
12/22	Pit								
12/29	at Chi								
SEASON		6	277	46.2	0	1	51	0	44.8
CAREER		202	8940	44.3	71	79	71	1	38.6

KICKING

		M.Crosby					
		FG	PAT	Pts	No. Ret	TB	TB Pct
9/8	at SF	0/0	4/4	4	0	0	0
9/15	Was						
9/22	at Cin						
10/6	Det						
10/13	at Bal						
10/20	Cle						
10/27	at Min						
11/4	Chi						
11/10	Phi						
11/17	at NYG						
11/24	Min						
11/28	at Det						
12/8	Atl						
12/15	at Dal						
12/22	Pit						
12/29	at Chi						
SEASON		0/0	4/4	4	0	0	0
CAREER		152/198	310/312	766	406	131	24.0

T.Masthay

Kickoffs

		FG	PAT	Pts	No. Ret	TB	TB Pct
9/8	at SF	0/0	0/0	0	2	3	60.0
9/15	Was						
9/22	at Cin						
10/6	Det						
10/13	at Bal						
10/20	Cle						
10/27	at Min						
11/4	Chi						
11/10	Phi						
11/17	at NYG						
11/24	Min						
11/28	at Det						
12/8	Atl						
12/15	at Dal						
12/22	Pit						
12/29	at Chi						
SEASON		0/0	0/0	0	2	3	60.0
CAREER		0/0	0/0	0	4	3	42.9

ON-SIDE KICK RECOVERIES

OWN KICKS (0/0)

OPPONENT KICKS (0/0)

BLOCKED KICKS

BLOCKED PUNTS

PACKERS (0)

BLOCKED FIELD GOALS

BLOCKED PATs

OPPONENTS (0)

KICKOFF

		J.Ross				
		No	Yds	Avg	Lg	TD
9/8	at SF	3	40	13.3	17	0
9/15	Was					
9/22	at Cin					
10/6	Det					
10/13	at Bal					
10/20	Cle					
10/27	at Min					
11/4	Chi					
11/10	Phi					
11/17	at NYG					
11/24	Min					
11/28	at Det					
12/8	Atl					
12/15	at Dal					
12/22	Pit					
12/29	at Chi					
SEASON		3	40	13.3	17	0
CAREER		6	126	21.0	44	0

ADDITIONAL KICKOFF RETURNS:

		R.Cobb					J.Ross						
		No	Yds	Avg	FC	Lg	TD	No	Yds	Avg	FC	Lg	TD
9/8	at SF	1	16	16.0	1	16	0	1	9	9.0	1	9	0
9/15	Was												
9/22	at Cin												
10/6	Det												
10/13	at Bal												
10/20	Cle												
10/27	at Min												
11/4	Chi												
11/10	Phi												
11/17	at NYG												
11/24	Min												
11/28	at Det												
12/8	Atl												
12/15	at Dal												
12/22	Pit												
12/29	at Chi												
SEASON		1	16	16.0	1	16	0	1	9	9.0	1	9	0
CAREER		58	603	10.4	40	80t	2	5	112	22.4	2	58	0

ADDITIONAL PUNT RETURNS:

SPECIAL TEAMS FUMBLE STATISTICS

FORCED FUMBLES (0)

FUMBLE RECOVERIES (0)

DRIVE STATISTICS

PACKERS SCORING DRIVES (game-by-game)

Date	Opponent	Plays	Yards	Time	Result	Qtr	Scoring Play	Quarterback
9/8	San Francisco	6	80	1:47	TD	1	A.Rodgers 5 pass to R.Cobb	A.Rodgers
9/8	San Francisco	8	62	1:16	TD	2	A.Rodgers 12 pass to J.Finley	A.Rodgers
9/8	San Francisco	7	69	2:48	TD	3	A.Rodgers 8 pass to J.Nelson	A.Rodgers
9/8	San Francisco	8	76	2:30	TD	4	E.Lacy 2 run	A.Rodgers

Scoring-Drive Length, Regular Season

Length	Packers		Opponent	
	TD	FG	TD	FG
(minus)	0	0	0	0
0—9	0	0	0	0
10—19	0	0	1	0
20—29	0	0	0	0
30—39	0	0	0	0
40—49	0	0	0	0
50—59	0	0	0	1
60—69	2	0	0	0
70—79	1	0	0	1
80—89	1	0	3	0
90—99	0	0	0	0
SEASON	4	0	4	2

Possessions at a glance

Reg. Season	No.	Avg. Snaps	*3-Plays & Out	Snaps/ TD
Packers	13	4.5	6	14.5
Opponent	13	6.0	3	18.8

*—less if turnover, no first downs or score

Game-Opening Drives

Game	Packers			Opponent		
	Pts	FD	Yds	Pts	FD	Yds
9/8 at SF	0	0	2	0	0	8
9/15 Was						
9/22 at Cin						
10/6 Det						
10/13 at Bal						
10/20 Cle						
10/27 at Min						
11/4 Chi						
11/10 Phi						
11/17 at NYG						
11/24 Min						
11/28 at Det						
12/8 Atl						
12/15 at Dal						
12/22 Pit						
12/29 at Chi						
SEASON	0	0	2	0	0	8

Second-Half Opening Drives

Game	Packers			Opponent		
	Pts	FD	Yds	Pts	FD	Yds
9/8 at SF	0	0	5	7	5	85
9/15 Was						
9/22 at Cin						
10/6 Det						
10/13 at Bal						
10/20 Cle						
10/27 at Min						
11/4 Chi						
11/10 Phi						
11/17 at NYG						
11/24 Min						
11/28 at Det						
12/8 Atl						
12/15 at Dal						
12/22 Pit						
12/29 at Chi						
SEASON	0	0	5	7	5	85

DRIVE STATISTICS

YARDS-GAINED ANALYSIS

	1st Down			2nd Down			3rd Down			4th Down			Season			By Quarter				By Half		
	Att	Yds	Avg	Att	Yds	Avg	Att	Yds	Avg	Att	Yds	Avg	Att	Yds	Avg	1st	2nd	3rd	4th	1st	2nd	OT
Packers	30	231	7.7	18	100	6.9	10	54	5.4	0	0	0.0	58	385	6.6	109	96	59	121	205	180	0
Opponents	32	183	5.7	14	138	9.9	18	158	8.8	1	15	15.0	75	494	6.6	94	91	153	156	185	309	0

DRIVE ENGINEERING

QB	Drives	Drives ended by					BLK	DOWN	TO	SAF	CLK	Points Yielded
	Started	TD	FG	MFG	PUNT							
A.Rodgers	13	4	0	0	6	0	0	2	0	1	28	
Packers	13	4	0	0	6	0	0	2	0	1	28	
Opponents	13	4	2	1	5	0	0	0	0	1	34	

RED-ZONE EFFICIENCY

	Regular Season	
	Packers	Opponent
Times Penetrated Opponent 20	4	5
Total Scores	4	5
Touchdowns	4	3
Field Goals-Attempts	0-0	2-2
Touchdown Percentage	1.000	.600
Scoring Percentage	1.000	1.000
Turnovers	0	0
Downs	0	0
Missed Field Goals	0	0
Time Ran Out	0	0
Ended Not Trying To Score	0	0
Scores From Outside/At 20	0	1
Touchdowns	0	1
Field Goals	0	0

AVERAGE FIELD POSITION

	Regular Season	
	Packers	Opponent
Drives Started	13	13
Average Field Position	GB20	OPP33
Drives Started in Plus Territory	0	1
Scores	0	1
Touchdowns	0	1
Field Goals	0	0
Missed Field Goals	0	0
Punts	0	0
Turnovers	0	0
Turnover on Downs	0	0
Ran Out Clock	0	0
Did Not Attempt to Score	0	0
Drives Started Inside Own 20	4	2

GOAL-TO-GO SITUATIONS, REGULAR SEASON

	Summary									GTG Plays		Pct
	Total	TD	Pct	FG	MFG	TO	CLK	DOWN	Plays	TD		
Packers	3	3	1.000	0	0	0	0	0	5	3	.600	
Opponents	3	2	.666	1	0	0	0	0	6	2	.333	

2013 SUPERLATIVES

LONGEST RETURNS

Packers

Type	Yards	Opp. Date	Player
Kickoff	17	vs. SF, Sept. 8	J.Ross
Punt	16	vs. SF, Sept. 8	R.Cobb
Kickoff	13	vs. SF, Sept. 8	J.Ross
Kickoff	10	vs. SF, Sept. 8	J.Ross
Punt	9	vs. SF, Sept. 8	J.Ross

No. of returns 20-plus yards in length: 0
 No. of returns 40-plus yards in length: 0

Opponent

Type	Yards	Opp. Date	Player
Kickoff	30	vs. SF, Sept. 8	A.Dixon
Kickoff	30	vs. SF, Sept. 8	P.Cox
Punt	7	vs. SF, Sept. 8	K.Williams

No. of returns 20-plus yards in length: 2
 No. of returns 40-plus yards in length: 0

LONGEST PLAYS FROM SCRIMMAGE

Packers

Yards	Opp.	Play
38	vs. SF	A.Rodgers to R.Cobb
37	vs. SF	A.Rodgers to J.Nelson
31	vs. SF	A.Rodgers to J.Nelson
31	vs. SF	A.Rodgers to E.Lacy

Long run:

7	vs. SF	A.Rodgers
7	vs. SF	E.Lacy

No. plays 20-plus yards: 7
 No. plays 40-plus yards: 0

Opponent

Yards	Opp.	Play
43	vs. SF	C.Kaepernick to A.Boldin
37	vs. SF	C.Kaepernick to V.Davis
30	vs. SF	C.Kaepernick to A.Boldin
25	vs. SF	C.Kaepernick to V.McDonald
23	vs. SF	K.Hunter run

Long run:

23	vs. SF	K.Hunter
----	--------	----------

No. plays 20-plus yards: 9
 No. plays 40-plus yards: 1

MISCELLANEOUS

WEEKLY INACTIVES

9/8	at San Francisco:	S.Barrington, B.Bostick, J.Boyd, M.Burnett, C.Hayward, N.Palmer, L.Taylor
9/15	Washington:	
9/22	at Cincinnati:	
10/6	Detroit:	
10/13	at Baltimore:	
10/20	Cleveland:	
10/27	at Minnesota:	
11/4	Chicago:	
11/10	Philadelphia:	
11/17	at N.Y. Giants:	
11/24	Minnesota:	
11/28	at Detroit:	
12/8	Atlanta:	
12/15	at Dallas:	
12/22	Pittsburgh:	
12/29	at Chicago:	

SEASON TOTALS: S.Barrington (1), B.Bostick (1), J.Boyd (1), M.Burnett (1), C.Hayward (1), N.Palmer (1), L.Taylor (1)

TIME SPENT IN THE LEAD

Opponent	Packers In Lead	Packers Trailing
9/8 at SF	2:39	28:03
9/15 Was		
9/22 at Cin		
10/6 Det		
11/13 at Bal		
10/20 Cle		
10/27 at Min		
11/4 Chri		
11/10 Phi		
11/17 at NYG		
11/24 Min		
11/28 at Det		
12/8 Atl		
12/15 at Dal		
12/22 Pit		
12/29 at Chi		
SEASON	2:39	28:03
SEASON AVG	2:39	28:03

NON-OFFENSIVE SCORES

REGULAR SEASON

Packers (0):

Opponent (0):

TWO-POINT CONVERSIONS

REGULAR SEASON

Packers (0-0):

Opponent (0-0):

TURNOVER STATISTICS AND NOTES

TAKEAWAY ANALYSIS

	Packers Take Aways			Packers Give Aways			Diff	Cum	NFC Rank	NFL Rank
	Int	Fum	Tot	Int	Fum	Tot				
	SF	0	0	0	1	1				
WAS	0	0	0	0	0	0	0	0	0	0
Cin	0	0	0	0	0	0	0	0	0	0
BYE	-	-	-	-	-	-	-	-	0	0
DET	0	0	0	0	0	0	0	0	0	0
Bal	0	0	0	0	0	0	0	0	0	0
CLE	0	0	0	0	0	0	0	0	0	0
Min	0	0	0	0	0	0	0	0	0	0
CHI	0	0	0	0	0	0	0	0	0	0
PHI	0	0	0	0	0	0	0	0	0	0
NYG	0	0	0	0	0	0	0	0	0	0
MIN	0	0	0	0	0	0	0	0	0	0
Det	0	0	0	0	0	0	0	0	0	0
ATL	0	0	0	0	0	0	0	0	0	0
Dal	0	0	0	0	0	0	0	0	0	0
PIT	0	0	0	0	0	0	0	0	0	0
Chi	0	0	0	0	0	0	0	0	0	0
Total	0	0	0	1	1	2	-2	-2	14t	25t

HOME GAMES UPPERCASED IN BOLD

Takeaway Breakdown

	Packers	Opponent
Total	0	2
Interceptions	0	1
Fumble Rec.	0	1
Muffed Punt Rec.	0	0
Points off Turnovers	0	7
Touchdowns	0	1
Field Goals	0	0
Didn't attempt score	0	0

TOUCHDOWN RETURNS

Packers (0): None

Opponent (0): None

2013 RECORD WHEN...

When...	Record
+4 turnover margin	0-0
+3 turnover margin	0-0
+2 turnover margin	0-0
+1 turnover margin	0-0
even turnover margin	0-0
-1 turnover margin	0-0
-2 turnover margin	0-1
-3 turnover margin	0-0
-4 turnover margin	0-0
recording 0 takeaways	0-1
recording 1 takeaway	0-0
recording 2 takeaways	0-0
recording 3 takeaways	0-0
recording 4 takeaways	0-0
recording 5 takeaways	0-0
recording 0 giveaways	0-0
recording 1 giveaway	0-0
recording 2 giveaways	0-1
recording 3 giveaways	0-0
recording 4 giveaways	0-0
recording 5 giveaways	0-0
recording 0 interceptions	0-1
recording 1 interception	0-0
recording 2 interceptions	0-0
recording 3 interceptions	0-0
recording 4 interceptions	0-0
surrendering 0 interceptions	0-0
surrendering 1 interception	0-1
surrendering 2 interceptions	0-0
surrendering 3 interceptions	0-0
recovering 0 fumbles	0-1
recovering 1 fumble	0-0
recovering 2 fumbles	0-0
recovering 3 fumbles	0-0
losing 0 fumbles	0-0
losing 1 fumble	0-1
losing 2 fumbles	0-0
losing 3 fumbles	0-0

TAKEAWAY SUMMARY (0)

9/8 at San Francisco: None
 9/15 Washington:
 9/22 at Cincinnati:
 10/6 Detroit:
 10/13 at Baltimore:
 10/20 Cleveland:
 10/27 at Minnesota:
 11/4 Chicago:
 11/10 Philadelphia:
 11/17 at N.Y. Giants:
 11/24 Minnesota:
 11/28 at Detroit:
 12/8 Atlanta:
 12/15 at Dallas:
 12/22 Pittsburgh:
 12/29 at Chicago:

SEASON TOTALS: None

Note: Only fumbles lost are credited. Fumbles in which the team maintained possession are not included.

GIVEAWAY SUMMARY (2)

9/8 at San Francisco: E.Lacy (fumble), A.Rodgers (interception)
 9/15 Washington:
 9/22 at Cincinnati:
 10/6 Detroit:
 10/13 at Baltimore:
 10/20 Cleveland:
 10/27 at Minnesota:
 11/4 Chicago:
 11/10 Philadelphia:
 11/17 at N.Y. Giants:
 11/24 Minnesota:
 11/28 at Detroit:
 12/8 Atlanta:
 12/15 at Dallas:
 12/22 Pittsburgh:
 12/29 at Chicago:

SEASON TOTALS: E.Lacy 1 (1 fumble), A.Rodgers 1 (1 interception)

Note: Only fumbles lost are credited. Fumbles in which the team maintained possession are not included.

TAKEAWAY POINTS

Packers (0)

Date	Opp.	Turnover	Result	Points
------	------	----------	--------	--------

Opponent (7)

Date	Opp.	Turnover	Result	Points
9/8	at SF	Fumble	TD	7

REGULAR-SEASON PLAYER PARTICIPATION

NFL WEEK	1	2	3	5	6	7	8	9	10	11	12	13	14	15	16	17	— Season Totals —			
Player	at SF	WAS	at CIN	DET	at BAL	CLE	at MIN	CHI	PHI	at NYG	MIN	at DET	ATL	at DAL	PIT	at CHI	GP	GS	DNP	INA
Adams, Aaron	PS																-	-	-	-
Bakhtiari, David	LT																1	1	0	0
Banjo, Chris	SUB																1	0	0	0
Barclay, Don	RT																1	1	0	0
Barrington, Sam	INA																0	0	0	1
Bostick, Brandon	INA																0	0	0	1
Boyd, Josh	INA																0	0	0	1
Boykin, Jarrett	SUB																1	0	0	0
Bulaga, Bryan	IR																-	-	-	-
Burnett, Morgan	INA																0	0	0	1
Bush, Jarrett	SUB																1	0	0	0
Cobb, Randall	WR																1	1	0	0
Collins, Bryan	PS																-	-	-	-
Crosby, Mason	SUB																1	0	0	0
Cunningham, Sederrick	IR																-	-	-	-
Daniels, Mike	SUB																1	0	0	0
Dietrich-Smith, Evan	C																1	1	0	0
Dorsey, Kevin	IR																0	0	0	0
Finley, Jermichael	TE																1	1	0	0
Francois, Robert	SUB																1	0	0	0
Franklin, Johnathan	SUB																1	0	0	0
Goode, Brett	SUB																1	0	0	0
Harris, DuJuan	IR																-	-	-	-
Hawk, A.J.	BLB																1	1	0	0
Hayward, Casey	INA																0	0	0	1
Hill, Michael	PS																-	-	-	-
House, Davon	SUB																1	0	0	0
Hyde, Micah	SUB																1	0	0	0
Jennings, M.D.	FS																1	1	0	0
Johnson, Charles	PS																-	-	-	-
Jolly, Johnny	LDE																1	1	0	0
Jones, Brad	MLB																1	1	0	0
Jones, Datone	SUB																1	0	0	0
Jones, James	3WR																1	1	0	0
Kuhn, John	SUB																1	0	0	0
Lacy, Eddie	RB																1	1	0	0
Lang, T.J.	RG																1	1	0	0
Lattimore, Jamari	SUB																1	0	0	0
Masthay, Tim	SUB																1	0	0	0
Matthews, Clay	ROLB																1	1	0	0
McMillian, Jerron	SS																1	1	0	0
Mulumba, Andy	SUB																1	0	0	0
Neal, Mike	SUB																1	0	0	0
Nelson, Jordy	WR																1	1	0	0
Newhouse, Marshall	SUB																1	0	0	0
Nixon, James	PS																-	-	-	-
Palmer, Nate	INA																0	0	0	1
Perry, Nick	LOLB																1	1	0	0
Pickett, Ryan	NT																1	1	0	0
Quarless, Andrew	SUB																1	0	0	0
Raji, B.J.	RDE																1	1	0	0
Richardson, Sean	PUP																-	-	-	-
Rodgers, Aaron	QB																1	1	0	0
Ross, Jeremy	SUB																1	0	0	0
Sherrrod, Derek	PUP																-	-	-	-
Shields, Sam	RCB																1	1	0	0
Sitton, Josh	LG																1	1	0	0
Starks, James	SUB																1	0	0	0
Stoneburner, Jake	PS																-	-	-	-
Taylor, Lane	INA																0	0	0	1
Taylor, Ryan	SUB																1	0	0	0
Tolzien, Scott	PS																-	-	-	-
Tretter, JC	PUP																-	-	-	-
Van Roten, Greg	SUB																1	0	0	0
Wallace, Seneca	DNP																0	0	1	0
White, Myles	PS																0	0	0	0
Williams, Tramon	LCB																1	1	0	0
Wilson, C.J.	SUB																1	0	0	0
Worthy, Jerel	PUP																-	-	-	-

STARTERS IN BOLD AT POSITION; DNP — Did not play; INA — Inactive; IR — Injured reserve; PUP — Reserve/Physically unable to perform; PS — Practice squad; SUB — Substitute; 3WR — Started as third wide receiver

SEASON-HIGHS/W-L BREAKDOWN

INDIVIDUAL

Longest Scoring Run — 2, E.Lacy, Sept. 8 at San Francisco
 Longest Non-Scoring Run — 7, two times, most recently A. Rodgers, Sept. 8 at San Francisco

Longest Scoring Pass — 12, A.Rodgers to J.Finley, Sept. 8 at San Francisco
 Longest Non-Scoring Pass — 38, A. Rodgers to R.Cobb, Sept. 8 at San Francisco

Longest Kickoff Return — 17, J.Ross, Sept. 8 at San Francisco
 Longest Punt Return — 16, R.Cobb, Sept. 8 at San Francisco
 Longest Interception Return — None
 Longest Fumble Return — None

Longest Punt — 51, T.Masthay, Sept. 8 at San Francisco

Longest Field Goal — None
 Most Field Goals Attempted — None
 Most Field Goals Made — None

Most Touchdowns — 1, three times, most recently E.Lacy, Sept. 8 at San Francisco

Most Rushing Attempts — 14, E.Lacy, Sept. 8 at San Francisco
 Most Rushing Yards — 41, E.Lacy, Sept. 8 at San Francisco

Most Passing Attempts — 37, A.Rodgers, Sept. 8 at San Francisco
 Most Completions — 21, A.Rodgers, Sept. 8 at San Francisco
 Most Passing Yards — 333, A.Rodgers, Sept. 8 at San Francisco
 Most Touchdown Passes — 3, A.Rodgers, Sept. 8 at San Francisco

Most Receptions — 7, two times, most recently R.Cobb, Sept. 8 at San Francisco
 Most Receiving Yards — 130, J.Nelson, Sept. 8 at San Francisco

Most Total Yards from Scrimmage — 130, J.Nelson, Sept. 8 at San Francisco

Most Defensive Interceptions — None
 Most Tackles — 14, B.Jones, Sept. 8 at San Francisco
 Most Solo Tackles — 10, two times, most recently S.Shields, Sept. 8 at San Francisco
 Most Sacks — 1, two times, most recently C.Matthews, Sept. 8 at San Francisco
 Most Passes Defensed — 3, S.Shields, Sept. 8 at San Francisco

TEAM

Offensive Most...
 First Downs — 23, Sept. 8 at San Francisco
 Rushing Attempts — 19, Sept. 8 at San Francisco
 Rushing Yards — 63, Sept. 8 at San Francisco
 Pass Attempts — 37, Sept. 8 at San Francisco
 Completions — 21, Sept. 8 at San Francisco
 TDs Thrown — 3, Sept. 8 at San Francisco
 Ints. Thrown — 1, Sept. 8 at San Francisco
 Net Passing Yards — 322, Sept. 8 at San Francisco
 Offensive Plays — 58, Sept. 8 at San Francisco
 Total Offense — 385, Sept. 8 at San Francisco
 Time of Possession — 21:25, Sept. 8 at San Francisco
 Turnovers — 2, Sept. 8 at San Francisco
 Fumbles — 1, Sept. 8 at San Francisco
 Fumbles Lost — 1, Sept. 8 at San Francisco

Longest Scoring Drives
 Plays — 8, two times, most recently Sept. 8 at San Francisco
 Yards — 80, Sept. 8 at San Francisco
 Time — 2:48, Sept. 8 at San Francisco
 Shortest Scoring Drives
 Plays — 6, Sept. 8 at San Francisco
 Yards — 62, Sept. 8 at San Francisco
 Time — 1:16, Sept. 8 at San Francisco

Defensive Fewest...
 First Downs Allowed — 23, Sept. 8 at San Francisco
 Rushing Att. Allowed — 34, Sept. 8 at San Francisco
 Rushing Yards Allowed — 90, Sept. 8 at San Francisco
 Pass Att. Allowed — 39, Sept. 8 at San Francisco
 Pass Comp. Allowed — 27, Sept. 8 at San Francisco
 Net Passing Yards Allowed — 404, Sept. 8 at San Francisco
 Total Plays Allowed — 75, Sept. 8 at San Francisco
 Total Yards Allowed — 494, Sept. 8 at San Francisco

Defensive Most...
 Takeaways — None
 Interceptions — None
 Fumbles Forced — None
 Fumbles Recovered — None
 Passes Defensed — 4, Sept. 8 at San Francisco
 Sacks — 2, Sept. 8 at San Francisco

	2013 regular season...			2012 regular season...			2011 regular season...			1992-present...		
	Home	Road	Overall	Home	Road	Overall	Home	Road	Overall	Home	Road	Overall
Overall	0-0	0-1	0-1	7-1	4-4	11-5	8-0	7-1	15-1	129-39	87-84	214-123
On Grass	0-0	0-1	0-1	7-1	2-0	9-1	8-0	3-1	11-1	129-39	48-33	177-72
On Artificial Surfaces	0-0	0-0	0-0	0-0	2-4	2-4	0-0	4-0	4-0	0-0	37-51	37-51
In Open-Air Stadiums	0-0	0-1	0-1	7-1	1-2	8-3	8-0	3-1	10-1	129-39	52-52	182-91
In Indoor Stadiums	0-0	0-0	0-0	0-0	3-2	3-2	0-0	3-0	3-0	0-0	32-31	32-31
vs. Division Opponents	0-0	0-0	0-0	3-0	2-1	5-1	3-0	3-0	6-0	59-13	39-34	98-47
vs. NFC	0-0	0-1	0-1	5-1	3-3	8-4	6-0	6-0	12-0	100-26	65-62	164-88
vs. AFC	0-0	0-0	0-0	2-0	1-1	3-1	2-0	1-1	3-1	29-13	20-22	49-35
When scoring first	0-0	0-0	0-0	5-0	1-1	6-1	6-0	2-0	8-0	88-15	52-33	140-48
When Opponent scored first	0-0	0-1	0-1	2-1	3-3	5-4	2-0	5-1	7-1	40-24	33-51	73-75
In overtime	0-0	0-0	0-0	0-0	0-0	0-0	0-0	0-0	0-0	5-3	1-5	6-8
When leading after first quarter	0-0	0-0	0-0	4-0	2-1	6-1	8-0	2-0	10-0	74-11	46-21	120-32
When leading at halftime	0-0	0-0	0-0	5-0	3-1	8-1	8-0	4-0	12-0	100-8	67-25	167-33
When leading after third quarter	0-0	0-0	0-0	5-0	3-1	8-1	8-0	7-0	15-0	106-5	78-21	184-26
When trailing after first quarter	0-0	0-0	0-0	1-1	1-2	2-3	0-0	3-1	3-1	25-21	15-39	40-60
When trailing at halftime	0-0	0-0	0-0	2-1	1-3	3-4	0-0	3-1	3-1	20-26	15-52	35-78
When trailing after third quarter	0-0	0-0	0-0	1-1	1-3	2-4	0-0	0-1	0-1	14-31	4-62	18-93
When tied at halftime	0-0	0-1	0-1	0-0	0-0	0-0	0-0	0-0	0-0	9-5	3-7	12-12
On Thursday	0-0	0-0	0-0	1-0	0-0	1-0	1-0	1-0	2-0	3-0	4-5	7-5
On Friday	0-0	0-0	0-0	0-0	0-0	0-0	0-0	0-0	0-0	0-0	1-0	1-0
On Saturday	0-0	0-0	0-0	0-0	0-0	0-0	0-0	0-0	0-0	1-0	2-0	3-0
On Sunday/Early Games	0-0	0-0	0-0	4-0	3-1	7-1	3-0	1-1	4-1	85-23	39-42	124-65
On Sunday/Late Afternoon Games	0-0	0-1	0-1	1-1	0-1	1-2	2-0	4-0	6-0	20-10	18-19	38-28
On Sunday/Night Games	0-0	0-0	0-0	1-0	1-1	2-1	1-0	1-0	2-0	11-2	9-3	20-5
On Monday	0-0	0-0	0-0	0-0	0-1	0-1	1-0	0-0	0-0	10-5	11-15	21-20
When Packers had 100-yard rusher	0-0	0-0	0-0	0-0	0-0	0-0	0-0	0-0	0-0	33-8	25-8	58-16
When Packers had 100-yard receiver	0-0	0-1	0-1	2-0	3-1	5-1	5-0	4-0	9-0	58-14	35-30	93-44
When Packers had 300-yard passer	0-0	0-1	0-1	2-1	2-1	4-2	4-0	5-0	9-0	29-12	27-17	56-29
When Opponent had 100-yard rusher	0-0	0-0	0-0	1-1	0-1	1-2	3-0	1-0	4-0	122-17	16-24	38-41
When Opponent had 100-yard receiver	0-0	0-1	0-1	3-0	1-1	4-1	4-0	4-0	8-0	39-13	24-30	63-43
When Opponent had 300-yard passer	0-0	0-1	0-1	3-0	0-1	3-1	4-0	4-0	8-0	19-7	13-16	32-23

TRANSACTIONS BY DATE

3/16	Re-signed LB Robert Francois	7/29	Signed S Chris Banjo and WR Omarius Hines; Waived S Ryan McMahon	WR Myles White to practice squad; Waived QB B.J. Coleman
3/21	Re-signed LB Brad Jones			
3/26	Signed K Giorgio Tavecchio	8/6	Signed WR Justin Wilson and QB Vince Young	
4/2	Signed CB Loyce Means			
4/9	Signed TE Matthew Mulligan	8/7	Place WR Sederrick Cunningham (wrist) on injured reserve	
4/12	Re-signed C/G Evan Dietrich-Smith	8/26	Signed K Zach Ramirez; Waived WR Alex Gillett, QB Graham Harrell, WR Omarius Hines, RB Angelo Pease, DT Gilbert Peña, K Giorgio Tavecchio and WR Justin Wilson	
4/15	Signed WR Sederrick Cunningham	8/27	Waived K Zach Ramirez; Placed S Sean Richardson (neck), T Derek Sherrod (leg), T JC Tretter (ankle) and DE Jerel Worthy (knee) on reserve/physically unable to perform; Placed T Bryan Bulaga (knee), WR Kevin Dorsey (toe), RB DuJuan Harris (knee) and LB Jarvis Reed (ankle) on injured reserve	
4/17	Signed LB Clay Matthews to contract extension			
4/24	Waived RB Brandon Saine and LB D.J. Smith	8/31	Waived FB Jonathan Aмосa, G Andrew Datko, S David Fulton, C Garth Gerhart, RB Alex Green, T Kevin Hughes, WR Charles Johnson, G Patrick Lewis, LB Terrell Manning, CB Loyce Means, DT Jordan Miller, LB Dezman Moses, CB James Nixon, S Chaz Powell, LB Donte Savage, CB Brandon Smith, TE Jake Stoneburner, WR Tyrone Walker, WR Myles White and TE D.J. Williams; Released TE Matthew Mulligan and QB Vince Young	
4/26	Signed QB Aaron Rodgers to contract extension			
4/29	Waived G Joe Gibbs	9/2	Signed QB Seneca Wallace; Signed T Aaron Adams, G Bryan Collins, RB Michael Hill, WR Charles Johnson, CB James Nixon, TE Jake Stoneburner, QB Scott Tolzien and	
5/10	Signed T David Bakhtiari, LB Sam Barrington, DE Josh Boyd, QB Matt Brown, WR Kevin Dorsey, CB Micah Hyde, RB Johnathan Franklin, WR Charles Johnson, C Patrick Lewis, LB Andy Mulumba, LB Nate Palmer, RB Angelo Pease, DT Gilbert Peña, FB Ryan Roberson, TE Jake Stoneburner, G Lane Taylor, T JC Tretter and WR Myles White			
5/13	Signed FB Jonathan Aмосa, LB Jarvis Reed (Wilson), LB Donte Savage, CB Brandon Smith and WR Tyrone Walker; Waived LB Micah Johnson and FB Ryan Roberson			
5/22	Signed WR Alex Gillett			
5/28	Signed S David Fulton			
5/30	Signed RB Eddie Lacy			
6/3	Re-signed CB Sam Shields			
6/11	Signed WR Terrell Sinkfield			
6/17	Released LB Desmond Bishop			
7/19	Waived WR Terrell Sinkfield			
7/23	Waived QB Matt Brown			
7/25	Signed DE Datone Jones and S Ryan McMahon			

TRANSACTIONS BY PLAYER

Adams, Aaron - T 9/2/13 Signed to practice squad	Hyde, Micah - CB 5/10/13 Signed	Savage, Donte - LB 5/13/13 Signed
Aмосa, Jonathan - FB 5/13/13 Signed 8/31/13 Waived	Johnson, Charles - WR 5/10/13 Signed 8/31/13 Waived 9/2/13 Signed to practice squad	8/31/13 Waived
Bakhtiari, David - T 5/10/13 Signed	Johnson, Micah - LB 5/13/13 Waived	Sherrod, Derek - T 8/27/13 Placed on reserve/physically unable to perform (leg)
Banjo, Chris - S 7/29/13 Signed	Jones, Brad - LB 3/21/13 Re-signed	Shields, Sam - CB 6/3/13 Re-signed
Barrington, Sam - LB 5/10/13 Signed	Jones, Datone - DE 7/25/13 Signed	Sinkfield, Terrell - WR 6/11/13 Signed 7/19/13 Waived
Bishop, Desmond - LB 6/17/13 Released	Lacy, Eddie - RB 5/30/13 Signed	Smith, Brandon - CB 5/13/13 Signed 8/31/13 Waived
Boyd, Josh - DE 5/10/13 Signed	Lewis, Patrick - C 5/10/13 Signed 8/31/13 Waived	Smith, D.J. - LB 4/24/13 Waived
Brown, Matt - QB 5/10/13 Signed 7/23/13 Waived	Manning, Terrell - LB 8/31/13 Waived	Stoneburner, Jake - TE 5/10/13 Signed 8/31/13 Waived 9/2/13 Signed to practice squad
Bulaga, Bryan - T 8/27/13 Placed on injured reserve (knee)	McMahon, Ryan - S 7/25/13 Signed 7/29/13 Waived	Tavecchio, Giorgio - K 3/26/13 Signed 8/26/13 Waived
Coleman, B.J. - QB 9/2/13 Waived	Means, Loyce - CB 4/2/13 Signed 8/31/13 Waived	Taylor, Lane - G 5/10/13 Signed
Collins, Bryan - G 9/2/13 Signed to practice squad	Miller, Jordan - DT 8/31/13 Waived	Tolzien, Scott - QB 9/2/13 Signed to practice squad
Cunningham, Sederrick - WR 4/15/13 Signed 8/7/13 Placed on injured reserve (wrist)	Moses, Dezman - LB 8/31/13 Waived	Tretter, JC - T 5/10/13 Signed 8/27/13 Placed on reserve/physically unable to perform (ankle)
Datko, Andrew - G 8/31/13 Waived	Mulligan, Matthew - TE 4/9/13 Signed 8/31/13 Released	Walker, Tyrone - WR 5/13/13 Signed 8/31/13 Waived
Dietrich-Smith, Evan - C 4/12/13 Re-signed	Mulumba, Andy - LB 5/10/13 Signed	Wallace, Seneca - QB 9/2/13 Signed
Dorsey, Kevin - WR 5/10/13 Signed 8/27/13 Placed on injured reserve (toe)	Nixon, James - CB 8/31/13 Waived 9/2/13 Signed to practice squad	White, Myles - WR 5/10/13 Signed 8/31/13 Waived 9/2/13 Signed to practice squad
Francois, Robert - LB 3/16/13 Re-signed	Palmer, Nate - LB 5/10/13 Signed	Williams, D.J. - TE 8/31/13 Waived
Franklin, Johnathan - RB 5/10/13 Signed	Pease, Angelo - RB 5/10/13 Signed 8/26/13 Waived	Wilson, Justin - WR 8/6/13 Signed 8/26/13 Waived
Fulton, David - S 5/28/13 Signed 8/31/13 Waived	Peña, Gilbert - DT 5/10/13 Signed 8/26/13 Waived	Worthy, Jerel - DE 8/27/13 Placed on reserve/physically unable to perform (knee)
Gerhart, Garth - C 8/31/13 Waived	Powell, Chaz - S 8/31/13 Waived	Young, Vince - QB 8/6/13 Signed 8/31/13 Released
Gibbs, Joe - G 4/29/13 Waived	Ramirez, Zach - K 8/26/13 Signed 8/27/13 Waived	
Gillett, Alex - WR 5/22/13 Signed 8/26/13 Waived	Reed (Wilson), Jarvis - LB 5/13/13 Signed 8/27/13 Placed on injured reserve (knee)	
Green, Alex - RB 8/31/13 Waived	Richardson, Sean - S 8/27/13 Placed on reserve/physically unable to perform (neck)	
Harrell, Graham - QB 8/26/13 Waived	Roberson, Ryan - FB 5/10/13 Signed 5/13/13 Waived	
Harris, DuJuan - RB 8/27/13 Placed on injured reserve (knee)	Saine, Brandon - RB 4/24/13 Waived	
Hill, Michael - RB 9/2/13 Signed to practice squad		
Hines, Omarius - WR 7/29/13 Signed 8/26/13 Waived		
Hughes, Kevin - T 8/31/13 Waived		

THE LAST TIME

Regular-Season Games Only

RUSHING

200 Yards Rushing, Individual

BY PACKERS — Ahman Green, Dec. 28, 2003, vs. Denver (218 yards)
BY OPPONENT — Adrian Peterson, Dec. 2, 2012, vs. Minnesota (210 yards)

100 Yards Rushing, Individual

BY PACKERS — Brandon Jackson, Oct. 10, 2010, at Washington (115 yards)
BY OPPONENT — Adrian Peterson, Dec. 30, 2012, at Minnesota (199 yards)

100 Yards Rushing, Individual, One Half

BY PACKERS — Ryan Grant, Oct. 25, 2009, at Cleveland (100 yards in second half)
BY OPPONENT — Adrian Peterson, Dec. 30, 2012, at Minnesota (108 yards in second half)

100 Yards Rushing and Receiving, Individual

BY PACKERS — Never
BY OPPONENT — Darrin Nelson, Nov. 13, 1983, at Minnesota (119 yards rushing, 137 receiving)

Two 100-Yard Rushers

BY PACKERS — Ryan Grant (106 yards) and DeShawn Wynn (106), Dec. 28, 2008, vs. Detroit
BY OPPONENT — Tony Dorsett (149 yards) and Robert Newhouse (101), Nov. 12, 1978, vs. Dallas at Milw.

Two 100-Yard Rushers and Two 100-Yard Receivers

BY PACKERS — Ryan Grant (106 yards) and DeShawn Wynn (106), Dec. 28, 2008, vs. Detroit, Donald Driver (111 yards) and Greg Jennings (101 yards), Dec. 28, 2008, vs. Detroit*
BY OPPONENT — Never
*First time in NFL history

Four Touchdowns Rushing, Individual

BY PACKERS — Dorsey Levens, Jan. 2, 2000, vs. Arizona (8, 1, 5, 1 yards)
BY OPPONENT — DeAngelo Williams, Nov. 30, 2008, vs. Carolina (1, 1, 1, 1 yards)

Three Touchdowns Rushing, Individual

BY PACKERS — Ahman Green, Oct. 20, 2002, vs. Washington (24, 2, 8 yards)
BY OPPONENT — DeAngelo Williams, Nov. 30, 2008, vs. Carolina (1, 1, 1, 1 yards)

Two Touchdowns Rushing, Individual

BY PACKERS — Ryan Grant, Dec. 23, 2012, vs. Tennessee (7, 9 yards)
BY OPPONENT — Arian Foster, Oct. 14, 2012, at Houston (1, 1 yards)

PASSING

400 Yards Passing, Individual

BY PACKERS — Matt Flynn, Jan. 1, 2012, vs. Detroit (480 yards)
BY OPPONENT — C. Kaepernick, Sept. 8, 2013 at San Francisco (412)

300 Yards Passing, Individual

BY PACKERS — Aaron Rodgers, Sept. 8, 2013 at San Francisco (333)
BY OPPONENT — Colin Kaepernick, Sept. 8, 2013, at San Francisco (412 yards)

Six Touchdown Passes, Individual

BY PACKERS — Aaron Rodgers, Oct. 14, 2012, at Houston (41, 6, 21, 1, 48, 18 yards)
BY OPPONENT — Tommy Kramer, Sept. 28, 1986, at Minnesota (23, 13, 36, 2, 17, 7 yards)

Five Touchdown Passes, Individual

BY PACKERS — Aaron Rodgers, Oct. 14, 2012, at Houston (41, 6, 21, 1, 48, 18 yards)
BY OPPONENT — Matthew Stafford, Jan. 1, 2012, vs. Detroit (8, 13, 2, 5, 12 yards)

Four Touchdown Passes, Individual

BY PACKERS — Aaron Rodgers, Dec. 30, 2012, at Minnesota (3, 5, 8, 2 yards)
BY OPPONENT — Matthew Stafford, Jan. 1, 2012, vs. Detroit (8, 13, 2, 5, 12 yards)

Three Touchdown Passes, Individual

BY PACKERS — Aaron Rodgers, Sept. 8, 2013, at San Francisco (5, 12, 8 yards)
BY OPPONENT — Colin Kaepernick, Sept. 8, 2013, at San Francisco (20, 10, 2 yards)

Six Interceptions Thrown, Individual

BY PACKERS — Tom O'Malley, Sept. 17, 1950, vs. Detroit
BY OPPONENT — Don Horn, Sept. 26, 1971, vs. Denver at Milw.

Five Interceptions Thrown, Individual

BY PACKERS — Brett Favre, Oct. 30, 2005, at Cincinnati
BY OPPONENT — Rich Gannon, Oct. 28, 1990, vs. Minnesota at Milw.

Four Interceptions Thrown, Individual

BY PACKERS — Brett Favre, Dec. 25, 2005, vs. Chicago
BY OPPONENT — Jay Cutler, Sept. 13, 2012, vs. Chicago

RECEIVING

10 or More Receptions, Individual

BY PACKERS — Donald Driver, Nov. 22, 2007, at Detroit (10 receptions)
BY OPPONENT — Anquan Boldin, Sept. 8, 2013, at San Francisco (13 receptions)

200 Yards Receiving, Individual

BY PACKERS — Javon Walker, Sept. 26, 2004, at Indianapolis (200 yards)
BY OPPONENT — Anquan Boldin, Sept. 8, 2013, at San Francisco (208 yards)

100 Yards Receiving, Individual

BY PACKERS — Jordy Nelson (130 yards) and Randall Cobb (108), Sept. 8, 2013, at San Francisco
BY OPPONENT — Anquan Boldin, Sept. 8, 2013, at San Francisco (208 yards)

100 Yards Receiving, One Half, Individual

BY PACKERS — James Jones, Oct. 9, 2011, at Atlanta (132 yards in second half)
BY OPPONENT — Anquan Boldin, Sept. 8, 2013, at San Francisco (135 yards in second half)

Two 100-Yard Receivers

BY PACKERS — Jordy Nelson (130 yards) and Randall Cobb (108), Sept. 8, 2013, at San Francisco
BY OPPONENT — Calvin Johnson (244 yards) and Brandon Pettigrew (116), Jan. 1, 2012, vs. Detroit

Four Touchdown Receptions, Individual

BY PACKERS — Sterling Sharpe, Nov. 24, 1994, at Dallas (1, 36, 30, 5 yards)
BY OPPONENT — Never

Three Touchdown Receptions, Individual

BY PACKERS — James Jones, Dec. 16, 2012, at Chicago (29, 8, 6 yards)
BY OPPONENT — Vincent Jackson, Nov. 6, 2011, at San Diego (23, 5, 29 yards)

Two Touchdown Receptions, Individual

BY PACKERS — Greg Jennings, Dec. 30, 2012, at Minnesota (3, 5 yards)
BY OPPONENT — Vernon Davis, Sept. 8, 2013, at San Francisco (20, 2 yards)

INTERCEPTIONS

Four Interceptions, Individual

BY PACKERS — Willie Buchanon, Sept. 24, 1978, at San Diego
BY OPPONENT — Never

Three Interceptions, Individual

BY PACKERS — Tom Flynn, Oct. 28, 1984, vs. Detroit
BY OPPONENT — Vencie Glenn, Dec. 27, 1992, at Minnesota

Two Interceptions, Individual

BY PACKERS — Morgan Burnett, Dec. 2, 2012, vs. Minnesota
BY OPPONENT — Jason David, Nov. 24, 2008, at New Orleans

Interception Returned for Touchdown

BY PACKERS — M.D. Jennings, Nov. 18, 2012, at Detroit (72 yards)
BY OPPONENT — Kyle Arrington, Dec. 19, 2010, at New England (36 yards)

TOUCHDOWNS

Five Touchdowns, Individual

BY PACKERS — Paul Hornung, Dec. 12, 1965, at Baltimore (2-, 9-, 3-yard runs; 50-, 65-yard receptions)
BY OPPONENT — Never

Four Touchdowns, Individual

BY PACKERS — Dorsey Levens, Jan. 2, 2000, vs. Arizona (8-, 1-, 5-, 1-yard runs)
BY OPPONENT — DeAngelo Williams, Nov. 30, 2008, vs. Carolina (1-, 1-, 1-, 1-yard runs)

Three Touchdowns, Individual

BY PACKERS — James Jones, Dec. 16, 2012, at Chicago (29-, 8-, 6-yard receptions)
BY OPPONENT — Vincent Jackson, Nov. 6, 2011, at San Diego (23-, 5-, 29-yard receptions)

THE LAST TIME

FIELD GOALS/PATs

Five Field Goals Made, Individual

BY PACKERS — Ryan Longwell, Sept. 24, 2000, at Arizona (38, 47, 48, 37, 22 yards)

BY OPPONENT — Jason Hanson, Nov. 27, 2003, at Detroit (42, 28, 49, 46, 32 yards)

Four Field Goals Made, Individual

BY PACKERS — Mason Crosby, Dec. 11, 2011, vs. Oakland (34, 38, 49, 33 yards)

BY OPPONENT — Ryan Succop, Dec. 18, 2011, at Kansas City (19, 32, 46, 20 yards)

60-Yard Field Goal

BY PACKERS — Never

BY OPPONENT — David Akers, Sept. 9, 2012, vs. San Francisco (63 yards)

50-Yard Field Goal

BY PACKERS — Mason Crosby, Dec. 30, 2012, at Minnesota (51 yards)

BY OPPONENT — Blair Walsh, Dec. 30, 2012, at Minnesota (54 yards)

Blocked Field-Goal Attempt

BY PACKERS — Johnny Jolly, Sept. 27, 2009, at St. Louis (48-yard Josh Brown attempt)

BY OPPONENT — Jay Ratliff, Nov. 7, 2010, vs. Dallas (54-yard Mason Crosby attempt)

Two-Point Conversion

BY PACKERS — Jordy Nelson, Sept. 9, 2012, vs. San Francisco (pass from Aaron Rodgers)

BY OPPONENT — Donald Brown, Oct. 7, 2012, at Indianapolis (rush)

Point After Touchdown Missed

BY PACKERS — Mason Crosby, Dec. 11, 2011, vs. Oakland (blocked, fifth attempt)

BY OPPONENT — John Kasay, Oct. 3, 2005, at Carolina (blocked, second attempt)

Blocked Point After Touchdown

BY PACKERS — Cullen Jenkins, Oct. 3, 2005, at Carolina (John Kasay, second attempt)

BY OPPONENT — Desmond Bryant, Dec. 11, 2011, vs. Oakland (Mason Crosby, fifth attempt)

PUNTING

70-Yard Punt

BY PACKERS — Tim Masthay, Dec. 18, 2011, at Kansas City (71 yards)

BY OPPONENT — Jon Ryan, Sept. 24, 2012, at Seattle (73 yards)

60-Yard Punt

BY PACKERS — Tim Masthay, Oct. 28, 2012, vs. Jacksonville (65 yards)

BY OPPONENT — Dave Zastudil, Nov. 4, 2012, vs. Arizona (65 yards)

Blocked Punt

BY PACKERS — Davon House, Oct. 28, 2012, vs. Jacksonville (Bryan Anger, punter)

BY OPPONENT — Bryan Braman, Oct. 14, 2012, at Houston (Tim Masthay, punter)

10 Punts, Individual

BY PACKERS — Jon Ryan, Nov. 19, 2006, vs. New England (10 punts; 459 yards)

BY OPPONENT — Chris Kluwe, Dec. 21, 2006, vs. Minnesota (10 punts; 434 yards)

No Punts

BY PACKERS — Dec. 17, 1989, at Chicago

BY OPPONENT — Nov. 22, 1981, at Tampa Bay

OTHER SPECIAL TEAMS

Kickoff Returned for Touchdown

BY PACKERS — Randall Cobb, Sept. 8, 2011, vs. New Orleans (108 yards)

BY OPPONENT — Jerry Azumah, Dec. 7, 2003, vs. Chicago (88 yards)

Punt Returned for Touchdown

BY PACKERS — Randall Cobb, Sept. 9, 2012, vs. San Francisco (75 yards)

BY OPPONENT — Darren Sproles, Sept. 8, 2011, vs. New Orleans (72 yards)

Blocked (Opponent) Field Goal Returned for Touchdown

BY PACKERS — Willie Buchanon, Dec. 17, 1972, at New Orleans (57 yards)

BY OPPONENT — Shawn Springs, Nov. 1, 1999, vs. Seattle (61 yards)

Blocked Punt Returned for Touchdown

BY PACKERS — Dezman Moses, Oct. 28, 2012, vs. Jacksonville (0 yards; Bryan Anger, punter)

BY OPPONENT — DeVier Posey, Oct. 14, 2012, at Houston (0 yards; Tim Masthay, punter)

Recovered Own Onside Kick Attempt

BY PACKERS — Jamari Lattimore, Oct. 21, 2012, at St. Louis (Mason Crosby, kicker)

BY OPPONENT — Darrell Stuckey, Nov. 6, 2011, at San Diego (Nick Novak, kicker)

OTHER DEFENSE

Shutout Posted

BY PACKERS — Oct. 31, 2010, at N.Y. Jets (9-0)

BY OPPONENT — Nov. 19, 2006, vs. New England (35-0)

Fumble Returned for Touchdown

BY PACKERS — Mike Daniels, Dec. 9, 2012, vs. Detroit (43 yards)

BY OPPONENT — Jermaine Phillips, Sept. 28, 2008, at Tampa Bay (38 yards)

Safety Scored

BY PACKERS — Team, Jan. 3, 2010, at Arizona (Reggie Wells penalized for holding in the end zone)

BY OPPONENT — Rolando McClain, Dec. 11, 2011, vs. Oakland (Matt Flynn tackled)

Five Sacks, Individual

BY PACKERS — Vonnie Holliday, Dec. 22, 2002, vs. Buffalo

BY OPPONENT — Antwan Odom, Sept. 20, 2009, vs. Cincinnati

Four Sacks, Individual

BY PACKERS — Kabeer Gbaja-Biamila, Jan. 2, 2005, at Chicago

BY OPPONENT — Chris Clemons, Sept. 24, 2012, at Seattle

Three Sacks, Individual

BY PACKERS — Clay Matthews, Sept. 13, 2012, vs. Chicago (3.5 sacks)

BY OPPONENT — Everson Griffen, Dec. 30, 2012, at Minnesota

MISCELLANEOUS

No Penalties

BY PACKERS — Dec. 25, 2011, vs. Chicago

BY OPPONENT — Dec. 14, 1997, at Carolina

Game Without Touchdown

BY PACKERS — Dec. 12, 2010, at Detroit

BY OPPONENT — Oct. 16, 2011, vs. St. Louis

50 Points, Game

BY PACKERS — 55, Dec. 23, 2012, vs. Tennessee

BY OPPONENT — 51, Nov. 24, 2008, at New Orleans

40 Points, Game

BY PACKERS — 55, Dec. 23, 2012, vs. Tennessee

BY OPPONENT — 41, Jan. 1, 2012, vs. Detroit

500 Yards Total Offense

BY PACKERS — 550, Jan. 1, 2012, vs. Detroit

BY OPPONENT — 575, Jan. 1, 2012, vs. Detroit

Tie Game

Green Bay 17, Denver 17, Sept. 20, 1987, at Milwaukee

SAN FRANCISCO 34, GREEN BAY 28

GAME 1

Attendance: 69,752. Time: 3:22. Weather: 69° F, Humidity: 67 percent. Wind: N 6 mph

SAN FRANCISCO — The Green Bay Packers found a way to keep Colin Kaepernick in the pocket and stop all those read-options runs that hurt them in the playoffs.

They just had no answer for his arm. Or his newest receiver.

Kaepernick threw for a career-high 412 yards and three touchdowns to outduel Aaron Rodgers, and the San Francisco 49ers held off the Packers 34-28 on Sunday in the season opener for both teams.

Rodgers threw for 333 yards and three touchdowns with one interception. Jordy Nelson caught seven passes for 130 yards, and Randall Cobb had seven for 108 yards.

The Packers lost to the 49ers for the third time in a year -- and eight months after that 45-31 defeat in a playoff game at Candlestick Park. Anquan Boldin caught 13 passes for 208 yards and a touchdown in his 49ers debut after coming over in a trade from the Super Bowl champion Baltimore Ravens in the offseason.

Tight end Vernon Davis had six catches for 98 yards and two touchdowns. And San Francisco finished with 494 yards of total offense.

Frank Gore scored a go-ahead, 1-yard touchdown with 5:47 remaining as the 49ers made it three straight against Rodgers and Co., including a win at Green Bay to open last season.

Kaepernick led his team 80 yards on five plays to take the lead. The 49ers answered after Packers rookie Eddie Lacy put Green Bay ahead on a 2-yard run with 8:26 left.

The Packers tied the game at 21 in the third quarter when Rodgers connected with Jordy Nelson for an 8-yard touchdown pass. Davis made a pretty, reaching 37-yard catch on San Francisco's ensuing drive. Matthews sacked Kaepernick for a 6-yard loss and the Niners settled for a 27-yard field goal by Phil Dawson, who hooked a 48-yard attempt wide left earlier.

Rodgers rallied the Packers for a 76-yard drive that Lacy capped with a 2-yard TD run before Kaepernick and the 49ers came back one last time.

OFFICIALS — Referee: Bill Leavy (127); Umpire: Ruben Fowler (71); Head Linesman: John McGrath (5); Line Judge: Mark Peirman (9); Side Judge: Keith Parham (87); Field Judge: Jimmy Buchanan (86); Back Judge: Keith Ferguson (61); Replay Official: Larry Nemmers

STARTING LINEUPS

Green Bay Packers

Offense	Defense
WR 87 J.Nelson	LDE 97 J.Jolly
LT 69 D.Bakhtiari	NT 79 R.Pickett
LG 71 J.Siton	RDE 90 B.Raji
C 62 E.Dietrich-Smith	LOLB 53 M.Perry
RG 70 T.Lang	BLB 50 A.Hawk
RT 67 D.Barclay	MLB 59 B.Jones
TE 88 J.Finey	ROLB 52 C.Matthews
WR 18 R.Cobb	LCB 38 T.Williams
WR 87 J.Jones	RCB 37 S.Shields
QB 12 A.Rodgers	FS 43 M.Jennings
RB 27 E.Lacy	SS 22 J.McMillan

San Francisco 49ers

Offense	Defense
WR 81 A.Boldin	LDT 91 R.McDonald
LT 74 J.Staley	ROT 94 J.Smith
LG 77 M.Lupati	OLB 55 A.Brooks
C 59 J.Goodwin	ILB 52 P.Willis
RG 75 A.Boone	OLB 22 C.Rogers
RT 76 A.Davis	OLB 99 A.Smith
TE 85 V.Davis	LCB 25 T.Brown
WR 10 K.Williams	RCB 28 M.Asomugha
QB 7 C.Kaepernick	FB 49 B.Miller
RB 22 J.McMillan	SS 35 E.Reid
RB 27 E.Lacy	SS 22 J.McMillan

GREEN BAY SUBSTITUTIONS — K 2 M.Crosby, P 8 T.Mashay, WR 11 J.Boykin, CB 24 J.Bush, FB 30 J.Kiinn, CB 31 D.House, S 32 C.Banio, CB 33 M.Hyde, LB 44 J.Starks, LB 49 R.Francois, LB 55 A.Mulumba, LB 57 J.Lattimore, LS 61 B.Goode, G/C 64 G.Van Roten, T 74 M.Neurhouse, DE 76 M.Daniels, TE 81 A.Quarless, TE 82 R.Taylor, DE 96 M.Neal, DE 98 C.Wilson. **DID NOT PLAY** — QB 9 S.Wallace. **INACTIVES** — CB 29 C.Hayward, S 42 M.Burnett, LB 51 N.Palmer, LB 58 S.Barrington, G 65 L.Taylor, TE 86 B.Bostick, DE 83 J.Boyd.

FIELD GOALS (made () & missed)

Visitor	Home
Green Bay Packers	48WL (27) (33)
San Francisco 49ers	
1/7	2/7
7/7	7/7
	4/4
	0/0
	28/34

Qtr	Time	Play Description (Extra Point) (Drive Info)	Visitor	Home
1	2:52	V.Davis 20 yd. pass from C.Kaepernick (P.Dawson kick) (13-83, 6:59)	0	7
1	1:05	R.Cobb 5 yd. pass from A.Rodgers (M.Crosby kick) (6-80, 1:47)	7	7
2	8:57	A.Boldin 10 yd. pass from C.Kaepernick (P.Dawson kick) (3-14, 2:18)	7	14
2	0:16	J.Finley 12 yd. pass from A.Rodgers (M.Crosby kick) (8-62, 1:16)	14	14
3	9:46	V.Davis 2 yd. pass from C.Kaepernick (P.Dawson kick) (9-80, 5:14)	14	21
3	3:49	J.Nelson 8 yd. pass from A.Rodgers (M.Crosby kick) (7-69, 2:46)	21	21
4	14:17	P.Dawson 27 yd. Field Goal (10-71, 4:32)	21	24
4	8:26	E.Lacy 2 yd. run (M.Crosby kick) (8-76, 2:30)	28	24
4	5:47	F.Gore 1 yd. run (M.Crosby kick) (5-80, 2:39)	28	31
4	0:26	P.Dawson 33 yd. Field Goal (11-50, 4:26)	28	34

GREEN BAY DEFENSIVE STATISTICS (official)

UT	A	TFL	TT	Sck	QBH	FF	FR	Int	PD
B.Jones	10	4	0	14	0	0	0	0	0
S.Shields	10	1	0	11	0	0	0	0	0
C.Matthews	8	2	3	10	1-6	4	0	0	0
A.Hawk	5	4	1	9	0-0	0	0	0	0
M.Jennings	8	0	1	7	0-0	0	0	0	0
J.McMillan	6	1	0	7	0-0	0	0	0	0
M.Neal	2	5	0	7	0-0	1	0	0	0
R.Pickett	2	3	0	5	0-0	0	0	0	0
M.Perry	3	1	0	4	0-0	0	0	0	0
Totals	64	29	5	93	2-8	5	0	0	0

Green Bay Packers

RUSHING	ATT	YDS	AVG	LG	TD
E.Lacy	14	41	2.9	7	1
A.Rodgers	2	13	6.5	7	0
R.Cobb	2	6	3.0	3	0
J.Kuhn	1	3	3.0	3	0
Total	19	63	3.3	7	1

PASSING

ATT	CMP	YDS	SK/YD	TD	LG	IN	RT
A.Rodgers	37	21	333	2/11	3	38	1 102.6
Total	37	21	333	2/11	3	38	1 102.6

PASS RECEIVING

NO	YDS	AVG	LG	TD
J.Nelson	7	130	18.6	37
R.Cobb	7	108	15.4	38
J.Finley	5	56	11.2	13
E.Lacy	1	31	31.0	31
J.Starks	1	8	8.0	8
Total	21	333	15.9	38

INTERCEPTIONS

NO	YDS	AVG	LG	TD
Total	0	0	0.0	0

PUNTING

NO	YDS	AVG	NET	TB	IN20	LG
T.Mashay	6	277	46.2	44.8	0	51
Total	6	277	46.2	44.8	0	51

PUNT RETURNS

NO	YDS	AVG	FC	LG	TD
R.Cobb	1	16	16.0	16	0
J.Ross	1	9	9.0	9	0
(f'back)	1	0	0.0	0	0
Returns	2	25	12.5	2	16

KICK RETURNS

NO	YDS	AVG	FC	LG	TD
J.Ross	3	40	13.3	0	17
(f'back)	4	0	0.0	0	0
Returns	3	40	13.3	0	17

FUMBLES

Own	Opp	Out							
E.Lacy	1	1	0	0	0	0	0	0	0
Total	1	1	0	0	0	0	0	0	0

San Francisco 49ers

RUSHING	ATT	YDS	AVG	LG	TD
F.Gore	21	44	2.1	8	1
K.Hunter	6	24	4.0	23	0
C.Kaepernick	7	22	3.1	15	0
Total	34	90	2.6	23	1

PASSING

ATT	CMP	YDS	SK/YD	TD	LG	IN	RT
C.Kaepernick	39	27	412	2/8	3	43	1 129.4
Total	39	27	412	2/8	3	43	1 129.4

PASS RECEIVING

NO	YDS	AVG	LG	TD
A.Boldin	13	208	16.0	43
V.Davis	6	98	16.3	37
K.Williams	3	36	12.0	16
B.Miller	2	24	12.0	17
F.Gore	2	21	10.5	13
V.McDonald	1	25	25.0	25
Total	27	412	15.3	43

INTERCEPTIONS

NO	YDS	AVG	LG	TD
E.Reid	1	0	0.0	0
Total	1	0	0.0	0

PUNTING

NO	YDS	AVG	NET	TB	IN20	LG
A.Lee	5	236	47.2	38.2	1	56
Total	5	236	47.2	38.2	1	56

PUNT RETURNS

NO	YDS	AVG	FC	LG	TD
K.Williams	2	8	4.0	3	7
(out of bounds)	1	0	0.0	0	0
Returns	2	8	4.0	3	7

KICK RETURNS

NO	YDS	AVG	FC	LG	TD
P.Cox	1	30	30.0	0	30
A.Dixon	1	30	30.0	0	30
(f'back)	3	0	0.0	0	0
Returns	3	60	30.0	0	30

FUMBLES

Own	Opp	Out							
M.Rovman	0	0	0	1	0	0	0	0	0
T.Brown	0	0	0	0	1	0	0	0	0
Total	0	0	0	0	1	1	0	0	0

FGs - PATs had blocked	Net Punting Average	TOTAL RETURN YARDS (not inc. kickoffs)	No. and Yards Punt Returns	No. and Yards Kickoff Returns	No. and Yards Interception Returns	PENALTIES Number and Yards	FUMBLES Number and Lost	TOUCHDOWNS	EXTRA POINTS Made-Attempts	FIELD GOALS Made-Attempts	RED-ZONE EFFICIENCY	GOAL-TO-GO EFFICIENCY	SAFETIES	FINAL SCORE	TIME OF POSSESSION
0-0	44.8	44.8	2.25	2.5	0-0	5.44	1-1	4	4-4	4-4	3-5-60%	2-3-67%	0	28	38:35
0-0	38.2	38.2	2-8	2-8	0-0	11-85	0-0	1	3	4-4	4-4	3-5-60%	2-3-67%	34	38:35



2013 BIOGRAPHIES

69 David Bakhtiari, T, Rookie, Colorado

- Drafted by the Packers with the first of three fourth-round selections (No. 129 overall) in 2013, he took over at left tackle with the No. 1 offense following a season-ending knee injury to veteran Bryan Bulaga in the team's Family Night scrimmage (Aug. 3).
- Earned second-team All-Pacific-12 honors from the conference's coaches each of his last two seasons (sophomore and junior seasons) at Colorado.
- ▶ **at San Francisco 49ers (9/8):** Became the first rookie to start at LT in a season opener for the Packers since Ken Ruettggers in 1985 and was matched regularly against Pro Bowlers LB Aldon Smith and DE Justin Smith for most of the game...Helped protect for an offense that produced four TD drives and 385 yards of offense behind a blocking unit that allowed just two sacks on the afternoon

32 Chris Banjo, S, Rookie, Southern Methodist

- One of three non-drafted rookie free agents to make the opening-day roster out of training camp in 2013, joining G Lane Taylor and LB Andy Mulumba.
- A late addition to the roster, he signed on July 29 after spending the 2013 offseason with the Jacksonville Jaguars prior to being waived on July 25.
- Made the club on the strength of a solid preseason that saw him finish fifth on the team with 10 tackles (nine solo) and a sack in the four games.
- ▶ **at San Francisco 49ers (9/8):** Made his NFL debut, appearing on special teams and also seeing three plays on defense.

67 Don Barclay, T/G, 2nd Year, West Virginia

- Worked as the starter at RT during the 2013 preseason.
- Appeared in all 16 contests in 2012, the only Green Bay rookie on the offensive side of the ball to do so last season.
- Started the final four regular-season games and both playoff contests at right tackle and in his six starts (including postseason), was part of an offense that averaged 32.0 points and 370.3 yards per game and committed only six turnovers over that span.
- ▶ **at San Francisco 49ers (9/8):** Started at RT and contributed to a protection unit that yielded just two sacks (none charged to him) and amassed 385 yards of offense and four TD drives in a hostile road environment... Matched mostly against LB Ahmad Brooks, who he limited to just one tackle and kept out of the sack column.

58 Sam Barrington, LB, Rookie, South Florida

- Rookie inside LB who appeared in all four preseason contests, placing second on the defense with 12 tackles (10 solo), in addition to a sack and a pass defensed.
- Drafted by the Packers with their own seventh-round choice (No. 232 overall), the last of three selections by the team in the final round of the 2013 NFL Draft.
- Played in 49 games with 36 starts during his four years at South Florida (2009-12) and registered 258 tackles (151 solo), 21½ tackles for a loss, 6½ sacks, five forced fumbles, one fumble recovery, one interception and nine passes defensed.
- ▶ **at San Francisco 49ers (9/8):** Inactive.

86 Brandon Bostick, TE, 1st Year, Newberry College

- Athletic TE with intriguing upside who made the opening-day roster after spending the 2012 season as a member of the Packers' practice squad.
- A converted WR who finished his collegiate career near the top of the school's record books in every major receiving category, posting 136 catches for 1,935 yards (14.2 avg.) and 19 TDs.
- ▶ **at San Francisco 49ers (9/8):** Inactive.

93 Josh Boyd, DE, Rookie, Mississippi State

- Drafted by the Packers with the second of two fifth-round selections (No. 167 overall), the lone compensatory choice awarded to the team in 2013.
- Played in 51 games with 41 starts during his four seasons at Mississippi State (2009-12) and posted 125 tackles (45 solo), including 18 tackles for

a loss, 8½ sacks and a fumble recovery.

▶ **at San Francisco 49ers (9/8):** Inactive.

11 Jarrett Boykin, WR, 2nd Year, Virginia Tech

- Appeared in 10 contests as a rookie in 2012, catching five passes for 27 yards (5.4 avg.) and recording five tackles on special teams.
- Initially signed following his participation as a tryout player at the club's rookie orientation camp. Was one of four rookie free agents to make Green Bay's opening-day roster in 2012, joining T/G Don Barclay as the only non-drafted rookies on the offensive side of the ball to make the team.
- ▶ **at San Francisco 49ers (9/8):** Played on special teams, but did not record any statistics.

42 Morgan Burnett, S, 4th Year, Georgia Tech

- One of the veteran leaders of a young secondary, he opened each of the team's 16 games (plus both playoff contests) for the second consecutive season in 2012.
- Finished second on the defense with his career-high 137 tackles (97 solo), a career-best two sacks, 13 passes defensed, two forced fumbles and a fumble recovery.
- Participated in all 1,088 plays for the Packers' defense in 2012, and, according to NFL participation statistics, was one of only four non-offensive linemen in the NFL to appear on 100 percent of his team's snaps.
- ▶ **at San Francisco 49ers (9/8):** Aggravated a hamstring injury during the practice week and was rendered inactive for the season opener, snapping a streak of 35 consecutive starts (including playoffs).

24 Jarrett Bush, CB, 8th Year, Utah State

- Former non-drafted free agent and waiver-wire pickup who has played in all 16 games for five straight seasons, continuing his role as a reserve DB and key contributor on special teams.
- Led the team in coverage tackles during the regular season in 2012, matching his career high of 17 set in 2008. Marked his seventh straight season with a double-digit tackle total on special teams, becoming the first Packer to accomplish the feat since the statistic began being recorded in 1976.
- Current streak of 92 consecutive games played (including postseason) ranks No. 2 on the team behind K Mason Crosby (107).
- His 79 special teams tackles over the past five-plus seasons rank first on the team over that span.
- ▶ **at San Francisco 49ers (9/8):** Appeared both in his usual role on special teams and on defense, where he participated on 20 plays in the absence of regulars Morgan Burnett and Casey Hayward, who were sidelined with hamstring injuries...Finished with one solo tackle on defense.

18 Randall Cobb, WR, 3rd Year, Kentucky

- Set a franchise single-season record with a league-high 2,342 combined net yards in 2012, topping the previous team mark of 2,250 yards by RB Ahman Green in 2003.
- Led the team in receptions (80) and receiving yards (954) in 2012 despite missing the season finale due to injury.
- With 954 receiving yards and 964 kickoff return yards in 2012, he became the first player in NFL history to post 900-plus yards in each category in the same season.
- Was named a first alternate for the Pro Bowl at kick returner in 2012. Averaged 25.4 yards on 38 kickoff returns and 9.4 yards on 31 punt returns.
- ▶ **at San Francisco 49ers (9/8):** Despite missing almost the entire preseason with an injury, started the regular season strong by tying for the team high with seven receptions for 108 yards (15.4 avg.) and a TD...Marked the second-highest yardage total and fourth 100-yard receiving outing of his career, the third in his last four regular season games...Scored the team's first points of the season late in the first quarter when he caught a quick out against CB Carlos Rogers inside the 5-yard line and dove to extend himself across the goal line to tie the game at 7-7...Also carried twice out

of the backfield for 6 yards (3.0 avg.) and contributed on special teams where his lone punt return went for 16 yards.

2 Mason Crosby, K, 7th Year, Colorado

- Set an NFL record for the most points scored by a player in his first six seasons (2007-12) with 762, besting the previous mark held by Indianapolis K Mike Vanderjagt (755, 1998-2003).
- Ranks No. 4 in franchise history with 766 career points (310 extra points, 152 field goals). His 152 field goals rank No. 3 in team annals behind only Ryan Longwell (226) and Chris Jacke (173).
- Has posted six 100-point seasons, No. 2 in franchise history behind only Longwell's eight seasons (1997-2004).
- Has not missed a game in his career, playing in 107 straight games (including postseason), the longest current streak on the team.

Streaks & Milestones

- Has 14 FGs of 50 yards or more in his career, and 20 games with three or more FGs.
- Reached 700 points after 89 career games, the second-fastest player to hit the 700-mark in club history behind only RB Paul Hornung (87 contests).
- In his career, is 152 of 198 (76.8) on FGs, and 310 of 312 on PATs (99.4).
- ▶ **at San Francisco 49ers (9/8):** Converted all four of his PAT tries, but did not attempt a FG during the game.

76 Mike Daniels, DE, 2nd Year, Iowa

- Appeared in 14 regular-season games and both playoff contests as a rookie in 2012, playing mostly in the defensive sub-packages as an interior pass rusher and also at times on special teams. Finished with 19 tackles (11 solo), two sacks, a team-leading two fumble recoveries and a pass defended.
- Both of his fumble recoveries came in games against Detroit, the second of which he returned for a 43-yard TD in Week 14, the longest fumble return for a score by a rookie in franchise history.
- ▶ **at San Francisco 49ers (9/8):** Played on both special teams and defense... Appeared on 21 defensive plays, notching an assisted tackle.

62 Evan Dietrich-Smith, C/G, 4th Year, Idaho State

- Appeared in all 32 games between 2011-12, joining T Marshall Newhouse as the only offensive linemen on the team to do so over that span.
- Took over as the starting center for the final two regular-season games and both postseason contests in 2012. Also opened four games at LG earlier in the season with the line shuffling due to T Bryan Bulaga's season-ending injury.
- ▶ **at San Francisco 49ers (9/8):** Opened the season as a starter for the first time in his career, contributing on all 62 offensive plays at C...Centered an offense that produced 385 total yards and four TD drives and did not have an errant snap during the game.

88 Jermichael Finley, TE, 6th Year, Texas

- Ranks No. 3 in franchise history for the most career receiving yards by a tight end with 2,541 and No. 3 in team annals for the most receptions by a TE with 203. Needs just 54 yards to move past No. 2 Ron Kramer (2,594) and trails Bubba Franks (256) for No. 2 all-time in TE receptions.
- Is the only tight end in Packers history to record three 55-catch seasons (2009, 2011-12) and holds three of the top seven single-season yardage totals by a TE in team annals (2009, 2011-12).
- Set a single-season franchise record for the most catches by a tight end with 61 in 2012.
- ▶ **at San Francisco 49ers (9/8):** Finished with five catches for 56 yards (11.2 avg.) and a TD...Scored the TD on a 12-yard play late in the second quarter, catching a quick out from QB Aaron Rodgers...Shed a tackle attempt by CB Perrish Cox near the sideline and then leapt over S Donte Whitner at the goal line, tying the game at 14-14 just before halftime...Marked his fourth straight regular season game with five-plus catches, the the longest such streak by a TE in team history.

49 Robert Francois, LB, 4th Year, Boston College

- Versatile backup linebacker and special teams performer who played in a career-high 16 games in 2012. Appeared exclusively on the coverage units and finished the season ranked second on the club with a career-best 13 coverage tackles.
- Spent the entire season on the active roster for the first time in 2011 and saw the most extensive playing time of his career late in the year. Played in 11 games with two starts, tallying 21 tackles (15 solo), two interceptions, three passes defended and a forced fumble as an injury replacement for LB A.J. Hawk (calf).
- ▶ **at San Francisco 49ers (9/8):** Appeared in the game on special teams, but did not record any statistics.

23 Johnathan Franklin, RB, Rookie, UCLA

- Rookie ballcarrier who looks to add depth in the backfield and also participate on special teams.
- Drafted by the Packers with the last of three fourth-round selections (No. 125 overall).
- Played in 53 games with 45 starts during his collegiate career and rushed for 4,403 yards and 31 TDs on 788 carries (5.6 avg.) and added 58 receptions for 517 yards (8.9 avg.) and three TDs.
- ▶ **at San Francisco 49ers (9/8):** Dressed for the game and made his NFL debut as part of the kickoff return unit late in the fourth quarter.

61 Brett Goode, LS, 6th Year, Arkansas

- Reliable long snapper was a last-minute injury replacement for LS J.J. Jansen following the 2008 preseason and has performed the job almost flawlessly for the past five seasons.
- Was one of only three Packers (CB Jarrett Bush, K Mason Crosby) to appear in all 80 regular-season games from 2008-12.
- Has appeared in all 81 regular-season games and eight playoff contests since joining the club, having recorded 11 coverage tackles and a fumble recovery in his five seasons, including a career-best five tackles in 2010.
- ▶ **at San Francisco 49ers (9/8):** Snapped for all four PATs and each of P Tim Masthay's six punts.

50 A.J. Hawk, LB, 8th Year, Ohio State

- Productive, assignment-sure defender entering his eighth season, having played in 111 of a possible 113 regular-season games with 108 starts in his first seven years.
- Has posted 881 tackles (627 solo), 13½ sacks, eight interceptions, 34 passes defended, two forced fumbles and four fumble recoveries during his career, and has registered 100-plus tackles in six of his seven seasons in Green Bay.
- The lone constant in an ILB group beset by injuries in 2012, he started all 16 games for the first time since 2008 and led the defense with 142 tackles (105 solo), the second-highest total of his career. Also recorded three sacks, his most since 2008.
- ▶ **at San Francisco 49ers (9/8):** Posted nine tackles (five solo, one for loss), helping to set the tone for a run defense that limited San Francisco to 90 yards on 34 rushing attempts (2.6 avg.) during the game.

29 Casey Hayward, CB, 2nd Year, Vanderbilt

- Demonstrated the playmaking ability that made him a standout at the college level, playing in all 16 games as a rookie, starting seven and finishing with 55 tackles (43 solo) and a forced fumble, while also leading the club with six INTs and 25 passes defended.
- His six INTs led all NFL rookies, ranked tied for fifth in the league among all players, and were the most by a Packers rookie since CB Mike McKenzie had six in 1999.
- Served as the team's nickel CB early in the season before entering the starting lineup in Week 7 at St. Louis as a replacement for the injured Sam Shields (shin/ankle). Reassumed the No. 3 CB role upon Shields' return to the lineup in Week 15, playing out the remainder of the regular season and both playoff games in that capacity.
- ▶ **at San Francisco 49ers (9/8):** Sidelined with a hamstring injury that was aggravated during the preseason, he landed on the inactive list for the first

time in his career.

31 Davon House, CB, 3rd Year, New Mexico State

- Suffered a shoulder injury on special teams late in the 2012 preseason opener at San Diego (Aug. 9), a setback that sidelined him for the remainder of the summer and the first six weeks of the regular season.
- Following an injury to CB Sam Shields (shin/ankle), made his season debut in Week 7 at St. Louis and went on to start five of the next six contests, seeing the most extended action of his young career.
- Finished the season with 18 tackles (17 solo), a sack and tied for fourth on the club with 13 passes defended.

▶**at San Francisco 49ers (9/8):** Appeared in the game on special teams, recording a team and career-high three tackles on the coverage units, including two as a member of the punt team and one on the kickoff unit... One of his punt tackles came in the fourth quarter when he came from the opposite side of the field to take down WR Kyle Williams, limiting him to a 1-yard return.

33 Micah Hyde, CB, Rookie, Iowa

- Promising newcomer who turned in an impressive training camp and preseason. Appears primed for playing time as one of the defense's nickel/dime CBs, and may also look to contribute in the return game in 2013.
- Finished his time at Iowa having played in every game over the course of his career (51), recording 240 tackles (155 solo), including 5½ for a loss, 29 passes defended, eight INTs, four forced fumbles and three fumble recoveries.
- Earned first-team All-Big Ten honors from both the league's coaches and media following the 2012 season and was also honored as the second-ever recipient of the conference's Jack Tatum-Rod Woodson Defensive Back of the Year Award, now given annually to the league's most outstanding player in the secondary.

▶**at San Francisco 49ers (9/8):** Made his professional debut on both defense and special teams...Served as the team's nickel CB with Casey Hayward sidelined due to injury (hamstring)...Appeared on 25 defensive snaps and recorded three solo tackles.

43 M.D. Jennings, S, 3rd Year, Arkansas State

- Appeared in all 16 games in 2012, seeing his role expanded when he became the primary injury replacement for veteran Charles Woodson (collarbone) and went on to start the final nine regular-season games at free safety.
- Registered the first defensive statistics of his career, finishing with 46 tackles (41 solo), six passes defended and an INT that he returned for a touchdown.
- Also factored on special teams for the second consecutive season, tallying a career-high 10 coverage tackles, a total that was tied for third on the club.

▶**at San Francisco 49ers (9/8):** Played the entire game in the absence of the injured Morgan Burnett (hamstring), finishing with eight tackles (all solo, one for loss)...TFL came late in the second quarter when he came up in run support to stop RB Frank Gore for a 2-yard loss.

97 Johnny Jolly, DE, 5th Year, Texas A&M

- Veteran defensive lineman who returns to the club following a three-year hiatus due to an NFL-issued suspension for violation of the league's substance-abuse policy. Had his suspension lifted by the commissioner on March 4, 2013, and was legally cleared to rejoin the team for the conclusion of the offseason program in late May.
- Appeared in each of the team's four 2013 preseason games and showed glimpses of the production that made him a valuable contributor during the first part of his career. Finished the preseason with four tackles (all solo), a sack, an interception and two passes defended.

▶**at San Francisco 49ers (9/8):** Appeared in his first NFL game since 1/10/2010, starting at LDE and participating on 35 defensive plays... Finished with two tackles (one solo) and was credited with a 2-yard sack for pressuring QB Colin Kaepernick out of bounds behind the line of scrimmage in the second quarter.

59 Brad Jones, LB, 5th Year, Colorado

- Made the offseason transition from outside to inside LB in 2012, and ultimately assumed starting duties at the 'Mack' LB position following season-ending injuries to both Desmond Bishop (hamstring) and D.J. Smith (knee).

• Took over as the starter in Week 7 following the injury to Smith and went on to open the final 10 games, posting career highs in tackles (102), solo tackles (75), passes defended (six) and forced fumbles (one). His tackle total ranked No. 3 on the team and he also added two sacks.

• Also started both playoff games and tied for the team lead with 16 tackles (13 solo) in the postseason.

• Reached unrestricted free agency in the spring of 2013, but was quickly re-signed to a new contract by the Packers, March 21.

▶**at San Francisco 49ers (9/8):** Started at LB and rarely came off the field, finishing with a team-leading 14 tackles (10 solo).

95 Datone Jones, DE, Rookie, UCLA

• Drafted by the Packers with the No. 26 overall selection in the first round. Joined QB Ernie Case (No. 6 overall, 1947) as the only UCLA players to be drafted by the Packers in the first round.

• Appeared in 51 games with 43 starts during his Bruin career and finished with 148 tackles (90 solo), 36½ tackles for loss, 13½ sacks, five passes defended, four forced fumbles and one fumble recovery.

• Started all 14 games as a senior in 2012 and earned second-team All-Pacific-12 honors from the league's coaches.

▶**at San Francisco 49ers (9/8):** Made his NFL debut, appearing on 18 defensive plays and finishing with two assisted tackles.

89 James Jones, WR, 7th Year, San Jose State

• Led the NFL with 14 TD catches in 2012, the first Packer to lead the league in the category since WR Sterling Sharpe did so with his franchise-record 18 in 1994. The 14 TD grabs were tied for the fourth most in a season in franchise history.

• Recorded career highs in every category last season, hauling in 64 passes for 784 yards (12.3 avg.) and the 14 scores.

• Has played in all 16 games each of the past four seasons, one of only six NFL wide receivers to do so over that span, and in five of his six seasons as a pro.

▶**at San Francisco 49ers (9/8):** Started at WR, but did not record any statistics.

30 John Kuhn, FB, 8th Year, Shippensburg

• Has played in 93 games with the Packers (2007-13), the most by an offensive player on the roster over that span.

• Has appeared in 93 of 97 games (103 of 107 including playoffs) during his six seasons in Green Bay, including all 16 regular-season contests in four of those seasons.

• Has scored a touchdown each of the last four postseasons (2009-12), the only player in the NFL to accomplish that feat over that span. Joined RB Dorsey Levens (five straight, 1994-98) and WR Antonio Freeman (1995-98) as the only players in team history to score a TD in four or more consecutive postseasons.

▶**at San Francisco 49ers (9/8):** Played on both offense and special teams... Had one carry for 3 yards on offense and was credited with a special teams tackle as a member of the punt coverage unit.

27 Eddie Lacy, RB, Rookie, Alabama

• Selected by the Packers in the second round (No. 61 overall) of the 2013 NFL Draft following a productive three-year playing career at Alabama.

• Was a member of three national championship teams during his four years on campus, during which time the program posted a 49-5 record (.907).

• Ended his career with a 6.8-yard per carry average that ranked No. 1 in school history among players with a minimum of 300 career attempts.

▶**at San Francisco 49ers (9/8):** Had an up-and-down performance in his NFL debut, carrying 14 times for 41 yards (2.9 avg.) and a TD...Added a 31-yard reception on the offense's first TD drive in the first quarter, taking the ball

all the way to San Francisco's 5-yard line on a screen pass from QB Aaron Rodgers...Rebounded from a costly second-quarter fumble to drive the running game in the second half, highlighted by a fourth quarter drive in which he carried five times for 20 yards (4.0 avg.) and capped it with his first NFL TD, a 2-yard score that gave the Packers their first lead, 28-24... Became the third rookie to start the season opener at RB for Green Bay since the AFL-NFL merger in 1970, joining John Brockington (1971) and Brandon Jackson (2007).

70 T.J. Lang, G, 5th Year, Eastern Michigan

- His 31 starts over the past two seasons are the most by a Green Bay offensive lineman.
 - Has started 34 games in his first four seasons as a pro, opening contests at three different positions (27 at LG, five at RT, two at LT). Enters the 2013 season as the team's starter at RG following an offseason transition from his familiar LG post.
 - In his first two seasons as a full-time starter (2011-12), helped the Packers rank No. 3 in the NFL in scoring (31.0 ppg) and No. 4 in overall offense (382.3 yards per game) over that span.
- **at San Francisco 49ers (9/8):** Opened the season making his first career start at his new RG position, and helped the offense to four TD drives and 385 total yards, while surrendering just two sacks to the 49ers' attacking front.

57 Jamari Lattimore, LB, 3rd Year, Middle Tennessee State

- A core special teams player who was voted by teammates as one of six playoff captains prior to the 2012 postseason, serving as one of two representatives for the special teams.
 - Originally made the team as an outside linebacker in 2011, but spent his first offseason transitioning to the inside positions, where he played in 2012.
 - Played in a career-high 14 games in 2012, tying for fourth on the club with a career-best 10 special teams tackles, also recovering an onside kick.
- **at San Francisco 49ers (9/8):** Played on special teams, but did not record any statistics.

8 Tim Masthay, P, 4th Year, Kentucky

- Bested his own franchise record by posting a 38.9-yard net average in 2012, improving upon that number for the second consecutive season as he now holds the top three single-season marks in club history (since 1976).
 - Also spearheaded a stingy punting unit that ranked No. 5 in the NFL in opponent return average (7.5) in 2012 and allowed the third-fewest return yards in the league with 179, the second-lowest total in franchise history (113 in 2007).
 - After clearing the 150-career punt mark in 2012, his 44.3-yard gross average now qualifies for No. 1 in franchise history.
- **at San Francisco 49ers (9/8):** Started the season strong with a six-punt outing that featured a gross average of 46.2 yards and a net of 44.8...Allowed just two returns for 8 yards (4.0 avg.)...Also undertook kickoff responsibilities for the first time in his career, netting three touchbacks in five attempts and making a solo tackle of CB Perrish Cox on a first-quarter return.

52 Clay Matthews, LB, 5th Year, Southern California

- Became the first player in franchise history to earn Pro Bowl recognition in each of his first four seasons in the NFL (2009-12).
 - Returned to the ROLB position for the 2012 campaign and was en route to what would have been his finest statistical season when a hamstring injury suffered in Week 10 sidelined him for Weeks 11-14 and caused him to miss four full games.
 - Finished the 2012 season having started all 12 games in which he appeared, registering 60 tackles (45 solo), 13 sacks, four passes defended and a forced fumble, earning his fourth consecutive bid to the Pro Bowl.
- **at San Francisco 49ers (9/8):** Delivered an impactful performance, seeing time on 71 defensive plays and posting a career-high 10 tackles (eight solo), including three for loss and a sack...First TFL came on San Francisco's second drive when he shot inside of FB Bruce Miller and bur-

ied RB Kendall Hunter for a 7-yard loss...First sack of the season came late in the second quarter when he rushed to the inside of the protection and beat LG Mike Lupati to take down QB Colin Kaepernick for a 6-yard loss...Dropped Kaepernick again in the third quarter when he once again exploded off the ball unblocked and stopped him for a 7-yard loss in the backfield on a designed QB run.

22 Jerron McMillian, S, 2nd Year, Maine

- Made marked contributions in his first season in 2012, becoming one of four rookies to appear in all 16 games, playing extensively on both special teams and defense.
 - Defensively, amassed 30 tackles (21 solo), an INT, a fumble recovery and tied for fourth on the club with 13 passes defended.
 - Flashed playmaking ability at different points during the season, joining fellow S Morgan Burnett as the only two players on the team to record both an INT and a fumble recovery in 2012.
- **at San Francisco 49ers (9/8):** With regular starter Morgan Burnett sidelined by a hamstring injury, started at SS with M.D. Jennings shifting to FS and appeared on all 75 defensive plays, tallying seven tackles (six solo) during the game.

55 Andy Mulumba, LB, Rookie, Eastern Michigan

- One of three non-drafted free agents to make the opening-day roster in 2013, joining S Chris Banjo and G Lane Taylor.
 - A collegiate DE who has undertaken the conversion to OLB in the Packers' 3-4 defensive front, he finished the preseason with seven tackles (five solo) and a sack.
 - Played in all 48 games with 31 starts during his four-year college career, totaling 143 tackles (46 solo), 4½ sacks, four forced fumbles and a fumble recovery.
- **at San Francisco 49ers (9/8):** Made his professional debut on special teams, but did not record any statistics.

96 Mike Neal, DE, 4th Year, Purdue

- Powerful defensive end and inside pass rusher who enters the 2013 campaign in a DE/OLB hybrid role that will see him line up in multiple positions across the defensive front.
 - Appeared in a career-high 11 games in 2012, finishing with 18 tackles (10 solo) and ranking second on the team behind LB Clay Matthews with a career-best 4½ sacks.
 - Was limited to just nine games over the course of his first two seasons, missing all but two games of his rookie campaign with abdominal/shoulder injuries and then suffering a knee sprain in training camp that sidelined him until midseason in 2011.
- **at San Francisco 49ers (9/8):** Saw split action in his debut role as a hybrid OLB/DE, ultimately appearing on 45 defensive plays and finishing with a career-high seven tackles (two solo).

87 Jordy Nelson, WR, 6th Year, Kansas State

- Sixth-year veteran wideout seeking to bounce back from an injury-plagued 2012 season that saw him miss four full games and extended parts of others with a hamstring injury.
 - Underwent a minor knee surgery during training camp and did not make his preseason debut until the Week 4 finale at Kansas City (Aug. 29).
 - Ranks No. 3 in the NFL with 23 TD catches since 2011, trailing only Patriots TE Rob Gronkowski (28) over that span.
 - Has an average of 17.2 yards per catch since 2011, No. 3 in the NFL over that span among players with 100 or more receptions behind only Buccaneers WR Vincent Jackson (19.0) and Ravens WR Torrey Smith (17.4).
- **at San Francisco 49ers (9/8):** Despite missing all but one series of the preseason due to injury, he opened the regular season in stride, tying for a team high with seven catches for 130 yards (18.6 avg.) and a TD...Marked his 10th career 100-yard receiving game and the yardage output was his second highest ever in the regular season...Scored on an 8-yard slant from QB Aaron Rodgers late in the third quarter to tie the game at 21-21...Highlight catch came in the fourth quarter when he extended out

over the sideline and kept both feet in bounds to secure a 37-yard pass from Rodgers at the San Francisco 13-yard line...The offense would score a TD four plays later to give Green Bay its first lead, 28-24.

74 Marshall Newhouse, T, 4th Year, Texas Christian

- Opens the season as the top backup at both tackle positions on the offensive line, offering depth and experience after two seasons as a member of the starting lineup.
 - Has played in all 32 regular-season games with 29 starts over the past two seasons, opening 26 at LT and three at RT.
 - Started every game at left tackle in 2012, one of only two offensive linemen (Josh Sitton) to open all 16 contests last season.
- ▶**at San Francisco 49ers (9/8):** Played in the game on special teams.

51 Nate Palmer, LB, Rookie, Illinois State

- Newcomer seeking to make the transition from collegiate DE to professional OLB in the Packers' 3-4 defensive front.
 - Was selected with the team's lone choice in the sixth round (193rd overall) of the 2013 NFL Draft, becoming the 12th player in Illinois State history to be drafted and the first since 2007 (WR Laurent Robinson, Atlanta).
 - After transferring from Illinois, finished his career having started all 24 games over his two seasons for the Redbirds, amassing 117 tackles (50 solo), including 25½ for loss, 17 sacks, five forced fumbles and two fumble recoveries.
- ▶**at San Francisco 49ers (9/8):** Inactive.

53 Nick Perry, LB, 2nd Year, Southern California

- Top draft choice in 2012 that made the difficult transition from playing defensive end in college to stand-up outside linebacker at the pro level. Opened five of the first six contests of his rookie season, collecting 29 tackles (18 solo) and two sacks from the LOLB position.
 - A true power player who showed little difficulty physically adjusting to the NFL before suffering a knee injury in Week 6 at Houston (Oct. 14), and later having surgery on a lingering wrist ailment that ultimately ended his season. Placed on injured reserve, Nov. 7.
- ▶**at San Francisco 49ers (9/8):** Returned to action and started his second consecutive season opener at LOLB, participating on 51 plays and posting four tackles (three solo).

79 Ryan Pickett, DE, 13th Year, Ohio State

- Begins his 13th NFL season and eighth in Green Bay as a primary run-stuffer and unsung veteran leader on the defensive line.
 - Has unselfishly rotated between both nose tackle and left defensive end since the Packers' implementation of the 3-4 alignment in 2009.
 - Was impressively available and reliable during what was his 12th season in 2012, starting all 16 games for the first time since 2008 and ranking fourth on the club with 75 tackles (27 solo), his highest total since 2008.
- ▶**at San Francisco 49ers (9/8):** Started at NT and helped set the tone for what was a strong showing up front for the run defense...Contributed five tackles (two solo) and consistently tied up blockers as the Packers' front limited San Francisco to 90 yards rushing on 34 attempts (2.6 avg.) during the game.

81 Andrew Quarless, TE, 4th Year, Penn State

- Seeking to return to action after missing the entire 2012 season as he continued his rehabilitation from a significant knee injury sustained at the N.Y. Giants in Week 13 of the 2011 season.
 - Played in 23 games with five starts in his first two seasons (2010-11), catching 24 passes for 274 yards (11.4 avg.) and one TD.
- ▶**at San Francisco 49ers (9/8):** Played in the game on both offense and special teams, but did not record any statistics.

90 B.J. Raji, DT, 5th Year, Boston College

- Has emerged as one of the top players in the league at his position over the past three seasons, and earned his first trip to the Pro Bowl in 2011, the first Packers defensive tackle since Bob Brown in 1972 to receive the honor.

- Earned Pro Bowl alternate status for his performance in 2012 after starting all 14 games in which he appeared and posting 46 tackles (26 solo) and a pass defended.

▶**at San Francisco 49ers (9/8):** Contributed to a run defense that delivered a strong debut performance against the 49ers...Posted four tackles (three solo) in helping to limit San Francisco to 90 yards on 34 carries (2.6 avg.).

28 Sean Richardson, S, 2nd Year, Vanderbilt

- Opens the 2013 season on the reserve/physically unable to perform list as he continues to recovery from offseason surgery on his neck.
- One of four non-drafted free agents to emerge from training camp to make the team's opening-day roster in 2012.
- Battled a hamstring injury early in the 2012 regular season before appearing in five games, but then suffered the neck injury that landed him on injured reserve, Dec. 1.

12 Aaron Rodgers, QB, 9th Year, California

- Ranks No. 1 in NFL history (min. 1,500 attempts) with a career passer rating of 104.9, more than eight points ahead of No. 2 Steve Young (96.8).
 - Also ranks No. 1 in league history in career INT percentage (1.74) and TD/INT ratio (3.70, 174/47) and ranks No. 2 in career completion percentage (65.6).
 - In 79 career regular-season starts (52-27 record), has posted 29 games with 300-plus passing yards, 43 without an interception and 47 with a 100-plus passer rating.
 - Has been selected to the Pro Bowl three of the last four seasons (2009, 2011-12) and was named the NFC's starting QB each of the past two seasons.
- ▶**at San Francisco 49ers (9/8):** Despite seeing limited action in the preseason, got the offense off to a strong start in the season opener on the road, completing 21 of 37 passes for 333 yards and three TDs with one INT... The yardage total tied a franchise record for a Packers QB in a season opener, equaling the mark reached by both Lynn Dickey (1983) and Brett Favre (1999)...Passing efforts produced a pair of 100-yard WRs as both Randall Cobb and Jordy Nelson eclipsed the century mark...INT came after an on-target throw was mishandled by TE Jermichael Finley and collected by S Eric Reid...Also rushed twice for 13 yards (6.5 avg.), including a key 6-yard keeper off of left end to convert a third-and-1 and extend a tying TD drive in the third quarter.

10 Jeremy Ross, WR, 1st Year, California

- Played in the final five regular-season games and both playoff contests for Green Bay in 2012 after originally joining the team as a member of the practice squad on Oct. 17.
 - Posted a 25.8-yard average on four punt returns in the regular season, highlighted by a 58-yard return vs. Tennessee in Week 16, and a 28.7-yard average on three kickoff returns.
- ▶**at San Francisco 49ers (9/8):** Appeared on both offense and special teams... Had one punt return for 9 yards and returned three kickoffs for 40 yards (13.3 avg.).

78 Derek Sherrod, T, 3rd Year, Mississippi State

- Opens the 2013 season on the reserve/physically unable to perform list, having spent the last year and a half rehabilitating a broken leg suffered in Week 15 of 2011.
- Appeared in five games as a rookie in 2011, seeing time at tackle with injuries to veteran LT Chad Clifton and second-year RT Bryan Bulaga.
- Saw his most significant action in Week 5 at Atlanta when he played RT for most of the game with Bulaga sidelined and Clifton exiting on the second series.
- Was a first-team All-America selection by CBSSports.com and Rivals.com in 2010 and earned first-team All-SEC honors from the coaches and the media.

37 Sam Shields, CB, 4th Year, Miami

- Enters 2013 as a solidified starter on the outside for the Green Bay defense.

- Worked his way into the starting lineup after the beginning of the regular season in 2012, taking over as the No. 2 CB in the team's base defense following veteran Charles Woodson's transition to safety.
 - Started Weeks 2-6 at RCB before suffering a shin/ankle injury at Houston (Oct. 14) that sidelined him for the next six games. For the season, appeared in 10 games with eight starts and registered career highs with 38 tackles (27 solo) and 16 passes defended, also ranking second on the club with three interceptions, in addition to his first career sack.
- **at San Francisco 49ers (9/8):** Started at RCB and appeared on all 75 defensive plays, posting a career-high 11 tackles (10 solo) and a team-leading three passes defended...Used his noted speed to recover and break up a deep third-down throw to WR Kyle Williams along the sideline in the fourth quarter, swatting the ball away as it arrived to force a San Francisco punt.

71 Josh Sitton, G, 6th Year, Central Florida

- Was named to his first career Pro Bowl in 2012, becoming the first Green Bay guard to be selected since Marco Rivera in 2004.
 - One of only two linemen (T Marshall Newhouse) to start all 16 games in 2012 and joined Newhouse as the only players on the team to play every offensive snap last season.
 - Was selected as a Pro Bowl alternate in both 2010 and 2011 and was named the Offensive Lineman of the Year by the NFL Alumni Association in 2010.
- **at San Francisco 49ers (9/8):** Made his first career start at LG, after spending his first five seasons at RG...Faced with the difficult challenge of blocking All-Pro DE Justin Smith for the bulk of the game...Helped contribute to an offense that put together four TD drives and 385 yards of offense, and surrendered just two sacks during the game...Made a key block on LB NaVorro Bowman in the open field on a screen pass to RB Eddie Lacy in the first quarter, igniting what was eventually a 31-yard gain to the 49ers' 5-yard line.

44 James Starks, RB, 4th Year, Buffalo

- Posted a combined 833 rushing yards in 2011-12, the most by a Packer over that span, despite being limited to just six games because of injuries in 2012.
 - Led the team with 578 rushing yards on 133 carries (4.3 avg.) in 2011, while also leading the running backs with 29 receptions for 216 yards (7.4 avg.).
- **at San Francisco 49ers (9/8):** Spelled starter Eddie Lacy in the first half, appearing on two series in the second quarter and recording one catch for 8 yards.

65 Lane Taylor, G, Rookie, Oklahoma State

- One of three non-drafted rookie free agents to make the opening-day roster in 2013.
 - Joined the Packers following an impressive college career that saw him start 47 games over the course of four seasons for the Cowboys.
 - Blocked for an offense that ranked in the top 3 nationally in scoring each of his final three seasons and was voted a unanimous first-team All-Big 12 selection by the league's coaches in 2012.
- **at San Francisco 49ers (9/8):** Inactive.

82 Ryan Taylor, TE, 3rd Year, North Carolina

- Has appeared in 31 regular-season games during his first two seasons and registered 18 tackles on special teams as one of the team's top contributors in the third phase.
 - His two-year tackle total ranked No. 3 on the team over that span behind only CB Jarrett Bush (29) and S M.D. Jennings (19).
 - Played in all 16 contests in 2012 and finished fifth on the team with eight special teams tackles.
- **at San Francisco 49ers (9/8):** Played in the game on special teams, but did not record any statistics.

73 JC Tretter, T, Rookie, Cornell

- Rookie OL who will begin the season on the reserve/physically unable to perform list after suffering a significant ankle injury in the first practice of

the Organized Team Activities in the spring.

- Chosen by Green Bay with the second of three fourth-round draft picks in 2013. Selected with 122nd overall pick.
- A four-year letterman and two-year starter for the Big Red who grew from a 238-pound freshman tight end to a 300-pound All-American left tackle during his time on campus and appeared in 40 games during his career.
- Earned unanimous first-team All-Ivy League honors, and was a first-team All-American (Football Championship Subdivision) selection by the *NFL Draft Report* as a senior in 2012.

64 Greg Van Roten, G/C, 2nd Year, Pennsylvania

- Top backup along the interior who added the center position to his repertoire during the offseason program this spring.
 - Signed by Green Bay as a non-drafted free agent on July 25, 2012, and spent the opening five games on the Packers' practice squad.
 - Was later signed to the active roster on Oct. 13 and appeared in seven regular-season games and both playoff contests.
 - As a rookie in 2012, saw time on special teams and as an extra blocker on offense.
- **at San Francisco 49ers (9/8):** Played on special teams.

9 Seneca Wallace, QB, 10th Year, Iowa State

- Signed by Green Bay Sept. 2, to serve as the primary backup to QB Aaron Rodgers.
 - Spent time with both New Orleans and San Francisco during the 2013 preseason after sitting out the 2012 regular season.
 - Appeared in 62 games with 21 starts over the course of his first nine seasons in the league, spending his first seven seasons as a member of the Seattle Seahawks (2003-09) and an additional two years with the Cleveland Browns (2010-11).
 - For his career, has completed 452 of 764 passes (59.2 percent) for 4,808 yards and 31 TDs with and 18 INTs for a 81.3 passer rating.
- **at San Francisco 49ers (9/8):** Dressed for the game as the team's No. 2 QB, but did not play.

38 Tramon Williams, CB, 7th Year, Louisiana Tech

- Former non-drafted free agent and practice-squad player who has gone on to appear in nearly 100 games for the Packers since 2007.
 - Battled a knee injury during the 2013 training camp and made his pre-season debut in the finale at Kansas City, making an INT on the game's opening play before exiting the game (coaches' decision).
 - Started all 16 games for the second time in his career in 2012, tallying 61 tackles (51 solo), two INTs and a career-high-tying 24 passes defended.
- **at San Francisco 49ers (9/8):** Joined fellow CB Sam Shields by appearing on all 75 defensive plays, starting at LCB and posting three tackles (two solo) and a pass defended...Jumped an out pattern by TE Vernon Davis on the 49ers' second offensive play of the game, breaking up the throw and nearly collecting his first INT of the season.

98 C.J. Wilson, DE, 4th Year, East Carolina

- Dealt with injuries for the first time as a pro in 2012, missing five games to groin and knee injuries during the regular season. Was productive when available, appearing in 11 games with a career-high seven starts and setting new career bests with 37 tackles (18 solo) and 2½ sacks.
 - Played in 31 of 32 possible games in his first two professional seasons (2010-11).
- **at San Francisco 49ers (9/8):** Saw 20 snaps as a part of the defensive-line rotation...Part of a concerted effort to stop the 49ers' powerful running game, an outing that saw them finish with just 90 yards on 34 carries (2.6 avg.).

99 Jerel Worthy, DE, 2nd Year, Michigan State

- Opens the 2013 season on the reserve/physically unable to perform list after suffering a significant knee injury late in the fourth quarter of the team's 2012 regular-season finale at Minnesota.
- Became a regular part of the defensive-line rotation early on in 2012, playing extensively in the sub-defenses and also contributing as a defen-

sive end in the base 3-4.

- Appeared in 14 games with four starts and made 23 tackles (11 solo), in addition to 2½ sacks and a forced fumble.

Regular Season, Week 1 Game 1

National Football League Game Summary

NFL Copyright © 2013 by The National Football League. All rights reserved. This summary and play-by-play is for the express purpose of assisting media in their coverage of the game; any other use of this material is prohibited without the written permission of the National Football League. Updated: 9/9/2013

Date: Sunday, 9/8/2013

Green Bay Packers at San Francisco 49ers
at Candlestick Park, San Francisco, CA

Start Time: 1:26 PM PDT

Game Day Weather

Game Weather: Sunny
Played Outdoor on Turf: Natural Grass

Temp: 69° F (20.6° C) Humidity: 67%, Wind: North 6 mph
Outdoor Weather: Sunny,

Officials

Referee: Leavy, Bill (127)	Umpire: Fowler, Ruben (71)	Head Linesman: McGrath, John (5)
Line Judge: Perlman, Mark (9)	Side Judge: Parham, Keith (87)	Field Judge: Buchanan, Jimmy (86)
Back Judge: Ferguson, Keith (61)	Replay Official: Nemmers, Larry	

Lineups

Green Bay Packers			San Francisco 49ers		
Offense		Defense	Offense		Defense
WR 87 J.Nelson		LDE 97 J.Jolly	WR 81 A.Boldin		LDT 91 R.McDonald
LT 69 D.Bakhtiari		NT 79 R.Pickett	LT 74 J.Staley		NB 28 N.Asomugha
LG 71 J.Sitton		RDE 90 B.Raji	LG 77 M.Iupati		RDT 94 J.Smith
C 62 E.Dietrich-Smith		LOLB 53 N.Perry	C 59 J.Goodwin		OLB 55 A.Brooks
RG 70 T.Lang		BLB 50 A.Hawk	RG 75 A.Boone		ILB 53 N.Bowman
RT 67 D.Barclay		MLB 59 B.Jones	RT 76 A.Davis		ILB 52 P.Willis
TE 88 J.Finley		ROLB 52 C.Matthews	TE 85 V.Davis		OLB 99 A.Smith
WR 18 R.Cobb		LCB 38 T.Williams	WR 10 K.Williams		LCB 22 C.Rogers
RB 27 E.Lacy		RCB 37 S.Shields	QB 7 C.Kaepernick		RCB 25 T.Brown
WR 89 J.Jones		FS 43 M.Jennings	FB 49 B.Miller		FS 35 E.Reid
QB 12 A.Rodgers		SS 22 J.McMillian	RB 21 F.Gore		SS 31 D.Whitner

Substitutions

K 2 M.Crosby, P 8 T.Masthay, WR 10 J.Ross, WR 11 J.Boykin, CB 24 J.Bush, FB 30 J.Kuhn, CB 31 D.House, S 32 C.Banjo, CB 33 M.Hyde, RB 44 J.Starks, LB 49 R.Francois, LB 55 A.Mulumba, LB 57 J.Lattimore, LS 61 B.Goode, G/C 64 G.Van Roten, T 74 M.Newhouse, DE 76 M.Daniels, TE 81 A.Quarless, TE 82 R.Taylor, DE 95 D.Jones, DE 96 M.Neal, DE 98 C.Wilson

Substitutions

P 4 A.Lee, K 9 P.Dawson, WR 11 Q.Patton, WR 19 M.Moore, CB 20 P.Cox, RB 24 A.Dixon, CB 26 T.Brock, S 27 C.Spillman, RB 32 K.Hunter, S 41 R.Ventrone, S 43 C.Dahl, LS 47 K.McDermott, LB 51 D.Skuta, LB 54 N.Moody, LB 57 M.Wilhoite, DT 63 T.Jerod-Eddie, G-C 67 D.Kilgore, G 68 A.Snyder, TE 88 G.Celek, TE 89 V.McDonald, DL 90 G.Dorsey, NT 93 I.Williams, LB 96 C.Lemonier

Did Not Play

QB 9 S.Wallace, RB 23 J.Franklin

Did Not Play

QB 2 C.McCoy

Not Active

CB 29 C.Hayward, S 42 M.Burnett, LB 51 N.Palmer, LB 58 S.Barrington, G 65 L.Taylor, TE 86 B.Bostick, DE 93 J.Boyd

Not Active

QB 5 B.Daniels, WR 13 C.Harper, RB 23 L.James, FB-DT 48 W.Tukuafu, LB 56 N.Stupar, G 78 J.Looney, WR 84 J.Baldwin

Field Goals (made () & missed)

		P.Dawson	48WL (27) (33)				
		1	2	3	4	OT	Total
VISITOR:	Green Bay Packers	7	7	7	7	0	28
HOME:	San Francisco 49ers	7	7	7	13	0	34

Scoring Plays

Team	Qtr	Time	Play Description (Extra Point) (Drive Info)	Visitor	Home
49ers	1	2:52	V.Davis 20 yd. pass from C.Kaepernick (P.Dawson kick) (13-83, 6:59)	0	7
Packers	1	1:05	R.Cobb 5 yd. pass from A.Rodgers (M.Crosby kick) (6-80, 1:47)	7	7
49ers	2	8:57	A.Boldin 10 yd. pass from C.Kaepernick (P.Dawson kick) (3-14, 2:18)	7	14
Packers	2	0:16	J.Finley 12 yd. pass from A.Rodgers (M.Crosby kick) (8-62, 1:16)	14	14
49ers	3	9:46	V.Davis 2 yd. pass from C.Kaepernick (P.Dawson kick) (9-80, 5:14)	14	21
Packers	3	3:49	J.Nelson 8 yd. pass from A.Rodgers (M.Crosby kick) (7-69, 2:48)	21	21
49ers	4	14:17	P.Dawson 27 yd. Field Goal (10-71, 4:32)	21	24
Packers	4	8:26	E.Lacy 2 yd. run (M.Crosby kick) (8-76, 2:30)	28	24
49ers	4	5:47	F.Gore 1 yd. run (P.Dawson kick) (5-80, 2:39)	28	31

Regular Season, Week 1 Game 1

National Football League Game Summary

NFL Copyright © 2013 by The National Football League. All rights reserved. This summary and play-by-play is for the express purpose of assisting media in their coverage of the game; any other use of this material is prohibited without the written permission of the National Football League. Updated: 9/9/2013

49ers 4 0:26 P.Dawson 33 yd. Field Goal (11-50, 4:26)

28 34

Paid Attendance: 69,732

Time: 3:22

Green Bay Packers vs San Francisco 49ers
9/8/2013 at Candlestick Park

Final Individual Statistics

Green Bay Packers

San Francisco 49ers

RUSHING						RUSHING					
	ATT	YDS	AVG	LG	TD		ATT	YDS	AVG	LG	TD
E.Lacy	14	41	2.9	7	1	F.Gore	21	44	2.1	8	1
A.Rodgers	2	13	6.5	7	0	K.Hunter	6	24	4.0	23	0
R.Cobb	2	6	3.0	3	0	C.Kaepernick	7	22	3.1	15	0
J.Kuhn	1	3	3.0	3	0						
Total	19	63	3.3	7	1	Total	34	90	2.6	23	1

PASSING									PASSING								
	ATT	CMP	YDS	SK/YD	TD	LG	IN	RT		ATT	CMP	YDS	SK/YD	TD	LG	IN	RT
A.Rodgers	37	21	333	2/11	3	38	1	102.6	C.Kaepernick	39	27	412	2/8	3	43	0	129.4
Total	37	21	333	2/11	3	38	1	102.6	Total	39	27	412	2/8	3	43	0	129.4

PASS RECEIVING							PASS RECEIVING						
	TAR	REC	YDS	AVG	LG	TD		TAR	REC	YDS	AVG	LG	TD
J.Nelson	10	7	130	18.6	37	1	A.Boldin	17	13	208	16.0	43	1
R.Cobb	12	7	108	15.4	38	1	V.Davis	9	6	98	16.3	37	2
J.Finley	8	5	56	11.2	13	1	K.Williams	6	3	36	12.0	16	0
E.Lacy	2	1	31	31.0	31	0	B.Miller	2	2	24	12.0	17	0
J.Starks	1	1	8	8.0	8	0	F.Gore	2	2	21	10.5	13	0
J.Jones	2	0	0	0.0	0	0	V.McDonald	2	1	25	25.0	25	0
J.Kuhn	1	0	0	0.0	0	0	M.Moore	1	0	0	0.0	0	0
Total	36	21	333	15.9	38	3	Total	39	27	412	15.3	43	3

INTERCEPTIONS						INTERCEPTIONS					
	NO	YDS	AVG	LG	TD		NO	YDS	AVG	LG	TD
Total	0	0	0	0	0	E.Reid	1	0	0.0	0	0
						Total	1	0	0.0	0	0

PUNTING								PUNTING							
	NO	YDS	AVG	NET	TB	IN20	LG		NO	YDS	AVG	NET	TB	IN20	LG
T.Masthay	6	277	46.2	44.8	0	1	51	A.Lee	5	236	47.2	38.2	1	1	56
Total	6	277	46.2	44.8	0	1	51	Total	5	236	47.2	38.2	1	1	56

PUNT RETURNS							PUNT RETURNS						
	NO	YDS	AVG	FC	LG	TD		NO	YDS	AVG	FC	LG	TD
R.Cobb	1	16	16.0	1	16	0	K.Williams	2	8	4.0	3	7	0
J.Ross	1	9	9.0	1	9	0	[OUT OF BOUNDS]	1	0	0.0	0	0	0
[TOUCHBACK]	1	0	0.0	0	0	0							
Total	2	25	12.5	2	16	0	Total	2	8	4.0	3	7	0

KICKOFF RETURNS							KICKOFF RETURNS						
	NO	YDS	AVG	FC	LG	TD		NO	YDS	AVG	FC	LG	TD
J.Ross	3	40	13.3	0	17	0	P.Cox	1	30	30.0	0	30	0
[TOUCHBACK]	4	0	0.0	0	0	0	A.Dixon	1	30	30.0	0	30	0
							[TOUCHBACK]	3	0	0.0	0	0	0
Total	3	40	13.3	0	17	0	Total	2	60	30.0	0	30	0

Green Bay Packers

FUMBLES												
	FUM	LOST	OWN-REC	YDS	TD	FORCED	OPP-REC	YDS	TD	OUT-BDS		
E.Lacy	1	1	0	0	0	0	0	0	0	0		
Total	1	1	0	0	0	0	0	0	0	0		

San Francisco 49ers

FUMBLES												
	FUM	LOST	OWN-REC	YDS	TD	FORCED	OPP-REC	YDS	TD	OUT-BDS		
N.Bowman	0	0	0	0	0	1	0	0	0	0		
T.Brown	0	0	0	0	0	0	1	0	0	0		
Total	0	0	0	0	0	1	1	0	0	0		

Green Bay Packers vs San Francisco 49ers
9/8/2013 at Candlestick Park

Final Team Statistics

	Visitor Packers	Home 49ers
TOTAL FIRST DOWNS	23	23
By Rushing	5	6
By Passing	16	17
By Penalty	2	0
THIRD DOWN EFFICIENCY	4-10-40%	9-18-50%
FOURTH DOWN EFFICIENCY	0-0-0%	1-1-100%
TOTAL NET YARDS	385	494
Total Offensive Plays (inc. times thrown passing)	58	75
Average gain per offensive play	6.6	6.6
NET YARDS RUSHING	63	90
Total Rushing Plays	19	34
Average gain per rushing play	3.3	2.6
Tackles for a loss-number and yards	1-3	6-21
NET YARDS PASSING	322	404
Times thrown - yards lost attempting to pass	2-11	2-8
Gross yards passing	333	412
PASS ATTEMPTS-COMPLETIONS-HAD INTERCEPTED	37-21-1	39-27-0
Avg gain per pass play (inc.# thrown passing)	8.3	9.9
KICKOFFS Number-In End Zone-Touchbacks	5-4-3	7-6-4
PUNTS Number and Average	6-46.2	5-47.2
Had Blocked	0	0
FGs - PATs Had Blocked	0-0	0-0
Net Punting Average	44.8	38.2
TOTAL RETURN YARDAGE (Not Including Kickoffs)	25	8
No. and Yards Punt Returns	2-25	2-8
No. and Yards Kickoff Returns	3-40	2-60
No. and Yards Interception Returns	0-0	1-0
PENALTIES Number and Yards	5-44	11-85
FUMBLES Number and Lost	1-1	0-0
TOUCHDOWNS	4	4
Rushing	1	1
Passing	3	3
EXTRA POINTS Made-Attempts	4-4	4-4
Kicking Made-Attempts	4-4	4-4
FIELD GOALS Made-Attempts	0-0	2-3
RED ZONE EFFICIENCY	4-4-100%	3-5-60%
GOAL TO GO EFFICIENCY	3-3-100%	2-3-67%
SAFETIES	0	0
FINAL SCORE	28	34
TIME OF POSSESSION	21:25	38:35

Ball Possession And Drive Chart

Green Bay Packers

#	Time Recd	Time Lost	Time Poss	How Ball Obtained	Drive Began	# Play	Yds Gain	Yds Pen	Net Yds	1st Down	Last Scrm	How Given Up
1	15:00	13:20	1:40	Kickoff	GB 20	3	2	0	2	0	GB 22	Punt
2	12:42	9:51	2:51	Punt	GB 18	6	27	0	27	1	GB 45	Punt
3	2:52	1:05	1:47	Kickoff	GB 20	6	80	0	80	4	* SF 5	Touchdown
4	11:57	11:15	0:42	Punt	GB 20	1	3	-10	-7	0	GB 10	Fumble
5	8:57	8:01	0:56	Kickoff	GB 4	3	8	0	8	0	GB 12	Punt
6	6:39	4:28	2:11	Punt	GB 13	4	33	-5	28	2	GB 41	Interception
7	1:32	0:16	1:16	Missed FG	GB 38	8	52	10	62	5	* SF 12	Touchdown
8	9:46	7:41	2:05	Kickoff	GB 22	3	5	0	5	0	GB 27	Punt
9	6:37	3:49	2:48	Punt	GB 31	7	54	15	69	5	* SF 8	Touchdown
10	14:17	12:59	1:18	Kickoff	GB 20	3	0	0	0	0	GB 20	Punt
11	10:56	8:26	2:30	Punt	GB 24	8	76	0	76	5	* SF 2	Touchdown
12	5:47	4:52	0:55	Kickoff	GB 9	3	7	0	7	0	GB 16	Punt
13	0:26	0:00	0:26	Kickoff	GB 20	3	38	0	38	1	SF 42	End of Game

(259) Average GB 20

San Francisco 49ers

#	Time Recd	Time Lost	Time Poss	How Ball Obtained	Drive Began	# Play	Yds Gain	Yds Pen	Net Yds	1st Down	Last Scrm	How Given Up
1	13:20	12:42	0:38	Punt	SF 27	3	8	0	8	0	SF 35	Punt
2	9:51	2:52	6:59	Punt	SF 17	13	83	0	83	5	GB 20	Touchdown
3	1:05	11:57	4:08	Kickoff	SF 25	6	37	-5	32	1	GB 43	Punt
4	11:15	8:57	2:18	Fumble	GB 14	3	19	-5	14	1	* GB 10	Touchdown
5	8:01	6:39	1:22	Punt	SF 43	3	-2	-5	-7	0	SF 36	Punt
6	4:28	1:32	2:56	Interception	SF 44	6	26	0	26	1	GB 30	Missed FG
7	0:16	0:00	0:16	Kickoff	SF 40	2	14	0	14	1	GB 46	End of Half
8	15:00	9:46	5:14	Kickoff	SF 20	9	85	-5	80	5	* GB 2	Touchdown
9	7:41	6:37	1:04	Punt	SF 35	3	5	-5	0	0	SF 35	Punt
10	3:49	14:17	4:32	Kickoff	SF 20	10	76	-5	71	3	* GB 9	Field Goal
11	12:59	10:56	2:03	Punt	SF 17	4	13	0	13	1	SF 30	Punt
12	8:26	5:47	2:39	Kickoff	SF 20	5	80	0	80	3	* GB 1	Touchdown
13	4:52	0:26	4:26	Punt	SF 35	11	50	0	50	2	* GB 15	Field Goal

(429) Average SF 33

* inside opponent's 20

Time of Possession by Quarter

	1st	2nd	3rd	4th	OT	Total
Visitor Green Bay Packers	6:18	5:05	4:53	5:09		21:25
Home San Francisco 49ers	8:42	9:55	10:07	9:51		38:35

Kickoff Drive No.-Start Average

Packers: 7 - GB 16

49ers: 5 - SF 25

First Quarter

9/8/2013

Play By Play

SF wins the coin toss and elects to defer. GB elects to Receive, and SF elects to defend the south goal.

P.Dawson kicks 72 yards from SF 35 to GB -7. J.Ross, Touchback.

Green Bay Packers at 15:00

- 1-10-GB 20 (15:00) (Shotgun) E.Lacy up the middle to GB 21 for 1 yard (N.Bowman, J.Smith).
- 2-9-GB 21 (14:27) (Shotgun) A.Rodgers sacked at GB 13 for -8 yards (A.Smith).
- 3-17-GB 13 (13:59) (Shotgun) A.Rodgers pass short right to J.Finley to GB 22 for 9 yards (P.Willis). Caught at GB15. 7-yds YAC
- 4-8-GB 22 (13:29) T.Masthay punts 51 yards to SF 27, Center-B.Goode, fair catch by K.Williams.

San Francisco 49ers at 13:20

- 1-10-SF 27 (13:20) C.Kaepernick pass incomplete short left to K.Williams.
- 2-10-SF 27 (13:19) (Shotgun) C.Kaepernick pass incomplete short left to V.Davis (T.Williams).
Timeout #1 by SF at 13:14.
- 3-10-SF 27 (13:14) (Shotgun) C.Kaepernick scrambles left end pushed ob at SF 35 for 8 yards (T.Williams).
- 4-2-SF 35 (12:54) A.Lee punts 56 yards to GB 9, Center-K.McDermott. J.Ross to GB 18 for 9 yards (E.Reid).

Green Bay Packers at 12:42

- 1-10-GB 18 (12:42) E.Lacy left tackle to GB 15 for -3 yards (R.McDonald).
- 2-13-GB 15 (12:02) (Shotgun) A.Rodgers pass short left to J.Finley ran ob at GB 24 for 9 yards. Caught at GB 15. 9-yds YAC
- 3-4-GB 24 (11:40) (Shotgun) A.Rodgers pass deep middle to R.Cobb to GB 42 for 18 yards (D.Whitner). Caught at GB 41. 1-yd YAC P1
- 1-10-GB 42 (11:03) E.Lacy up the middle to GB 43 for 1 yard (P.Willis, A.Smith).
- 2-9-GB 43 (10:35) (Shotgun) E.Lacy left tackle to GB 45 for 2 yards (P.Willis).
- 3-7-GB 45 (10:03) (Shotgun) A.Rodgers pass incomplete short right to E.Lacy.
- 4-7-GB 45 (9:57) T.Masthay punts 38 yards to SF 17, Center-B.Goode, fair catch by K.Williams.

San Francisco 49ers at 9:51

- 1-10-SF 17 (9:51) (Shotgun) K.Hunter left guard to SF 10 for -7 yards (C.Matthews).
- 2-17-SF 10 (9:10) (Shotgun) C.Kaepernick pass short right to V.Davis to SF 22 for 12 yards (A.Hawk, S.Shields). Caught at SF 17. 5-yds YAC
- 3-5-SF 22 (8:30) (Shotgun) C.Kaepernick pass short middle to A.Boldin to SF 31 for 9 yards (M.Hyde, T.Williams). Caught at SF 30. 1-yd YAC P1
- 1-10-SF 31 (7:58) C.Kaepernick pass short middle to V.McDonald to GB 44 for 25 yards (M.Jennings). Caught at SF 41. 15-yds YAC P2
- 1-10-GB 44 (7:16) (Shotgun) F.Gore up the middle to GB 42 for 2 yards (R.Pickett, A.Hawk).
- 2-8-GB 42 (6:37) (Shotgun) C.Kaepernick pass short right to B.Miller to GB 35 for 7 yards (M.Jennings). Caught at GB 40. 5-yds YAC
- 3-1-GB 35 (6:06) F.Gore right guard to GB 33 for 2 yards (B.Jones). R3
- 1-10-GB 33 (5:36) C.Kaepernick pass short left to K.Williams to GB 27 for 6 yards (B.Jones). Caught at GB 29. 2-yds YAC
- 2-4-GB 27 (5:03) (Shotgun) K.Hunter right guard to GB 25 for 2 yards (B.Raji).
- 3-2-GB 25 (4:22) (Shotgun) K.Hunter up the middle to GB 22 for 3 yards (N.Perry). R4
- 1-10-GB 22 (3:46) (Shotgun) C.Kaepernick pass incomplete deep right to A.Boldin.
- 2-10-GB 22 (3:37) (Shotgun) F.Gore up the middle to GB 20 for 2 yards (B.Jones, A.Hawk).
- 3-8-GB 20 (2:58) (Shotgun) C.Kaepernick pass deep right to V.Davis for 20 yards, TOUCHDOWN. P5
P.Dawson extra point is GOOD, Center-K.McDermott, Holder-A.Lee.

GB 0 SF 7, 13 plays, 83 yards, 6:59 drive, 12:08 elapsed

P.Dawson kicks 65 yards from SF 35 to end zone, Touchback.

Green Bay Packers at 2:52

- 1-10-GB 20 (2:52) (Shotgun) A.Rodgers pass short right to R.Cobb to GB 33 for 13 yards (D.Whitner). Caught at GB 27. 6-yds YAC P2
- 1-10-GB 33 (2:17) (Shotgun) A.Rodgers pass deep right to J.Nelson to SF 36 for 31 yards (E.Reid). Caught at SF 38. 2-yds YAC P3
- 1-10-SF 36 (1:57) (No Huddle) A.Rodgers pass incomplete deep right to J.Nelson.
- 2-10-SF 36 (1:53) (Shotgun) A.Rodgers pass short left to E.Lacy to SF 5 for 31 yards (D.Whitner). Caught at SF 38. 33-yds YAC P4
- 1-5-SF 5 (1:18) (Shotgun) A.Rodgers pass incomplete short right to R.Cobb.
- 2-5-SF 5 (1:11) (Shotgun) A.Rodgers pass short right to R.Cobb for 5 yards, TOUCHDOWN. Caught at SF 3. 3-yds YAC P5
M.Crosby extra point is GOOD, Center-B.Goode, Holder-T.Masthay.

GB 7 SF 7, 6 plays, 80 yards, 1:47 drive, 13:55 elapsed

T.Masthay kicks 70 yards from GB 35 to SF -5. P.Cox to SF 25 for 30 yards (T.Masthay).

San Francisco 49ers at 1:05, (1st play from scrimmage 0:58)

- 1-10-SF 25 (:58) (Shotgun) F.Gore right guard to SF 28 for 3 yards (R.Pickett, A.Hawk).

Green Bay Packers vs San Francisco 49ers at Candlestick Park

2-7-SF 28

(:19) (Shotgun) PENALTY on SF-J.Goodwin, False Start, 5 yards, enforced at SF 28 - No Play.

END OF QUARTER

	Score	Time Poss	First Downs				Efficiencies	
			R	P	X	T	3 Down	4 Down
Green Bay Packers	7	6:18	0	5	0	5	1/3	0/0
San Francisco 49ers	7	8:42	2	3	0	5	4/5	0/0

Second Quarter

9/8/2013

Play By Play

San Francisco 49ers continued.

- 2-12-SF 23 (15:00) (Shotgun) C.Kaepernick pass short right to A.Boldin to SF 30 for 7 yards (J.McMillian). Caught at SF 27. 3-yds YAC
- 3-5-SF 30 (14:21) (Shotgun) C.Kaepernick pass deep middle to A.Boldin to GB 48 for 22 yards (J.McMillian). Caught at SF 46. 6-yds YAC P6
- 1-10-GB 48 (13:37) (Shotgun) C.Kaepernick pass incomplete deep right to K.Williams.
- 2-10-GB 48 (13:31) (Shotgun) C.Kaepernick pass short right to A.Boldin to GB 45 for 3 yards (A.Hawk, S.Shields). Caught at GB 48. 3-yds YAC
- Timeout #2 by SF at 12:42.
- 3-7-GB 45 (12:42) (Shotgun) C.Kaepernick scrambles left end to GB 43 for 2 yards (C.Matthews, M.Neal).
- 4-5-GB 43 (12:05) A.Lee punts 43 yards to end zone, Center-K.McDermott, Touchback.

Green Bay Packers at 11:57

- 1-10-GB 20 (11:57) E.Lacy left tackle to GB 30 for 10 yards (J.Smith).
PENALTY on GB-J.Sitton, Illegal Use of Hands, 10 yards, enforced at GB 20 - No Play.
- 1-20-GB 10 (11:24) E.Lacy to GB 13 for 3 yards (N.Bowman). FUMBLES (N.Bowman), RECOVERED by SF-T.Brown at GB 14. 1-yd of loose ball yardage.

San Francisco 49ers at 11:15

- 1-10-GB 14 (11:15) C.Kaepernick pass short right to F.Gore pushed ob at GB 6 for 8 yards (A.Hawk). Caught at GB 11. 5-yds YAC
- 2-2-GB 6 (10:41) (Shotgun) F.Gore left guard to GB 5 for 1 yard (A.Hawk, B.Jones).
- 3-1-GB 5 (9:57) A.Snyder reports as eligible receiver. F.Gore right guard to GB 5 for no gain (R.Pickett).
PENALTY on SF-A.Snyder, Illegal Formation, 5 yards, enforced at GB 5 - No Play.
- 3-6-GB 10 (9:30) (Shotgun) C.Kaepernick scrambles left end ran ob at GB 6 for 4 yards (C.Matthews).
Penalty on GB-C.Matthews, Personal Foul, offsetting, enforced at GB 10 - No Play.
Penalty on SF-J.Staley, Unsportsmanlike Conduct, offsetting.
- 3-6-GB 10 (9:02) (Shotgun) C.Kaepernick pass short middle to A.Boldin for 10 yards, TOUCHDOWN. Caught at GB 7. 7-yds YAC P7
- P.Dawson extra point is GOOD, Center-K.McDermott, Holder-A.Lee.

GB 7 SF 14, 3 plays, 14 yards, 2:18 drive, 6:03 elapsed
--

P.Dawson kicks 67 yards from SF 35 to GB -2. J.Ross to GB 8 for 10 yards (C.Dahl).

PENALTY on GB-M.Daniels, Illegal Block Above the Waist, 4 yards, enforced at GB 8.

Green Bay Packers at 8:57, (1st play from scrimmage 8:50)

- 1-10-GB 4 (8:50) A.Rodgers pass incomplete short right to J.Nelson.
- 2-10-GB 4 (8:46) (Shotgun) A.Rodgers pass short right to J.Starks ran ob at GB 12 for 8 yards. Caught at GB 4. 8-yds YAC
- 3-2-GB 12 (8:14) (Shotgun) A.Rodgers pass incomplete short right to J.Jones (N.Asomugha).
- 4-2-GB 12 (8:09) T.Masthay punts 45 yards to SF 43, Center-B.Goode, out of bounds.

San Francisco 49ers at 8:01

- 1-10-SF 43 (8:01) (Shotgun) C.Kaepernick pass incomplete deep right to V.Davis.
- 2-10-SF 43 (7:56) C.Kaepernick sacked at SF 41 for -2 yards (J.Jolly).
- 3-12-SF 41 (7:18) (Shotgun) *PENALTY on SF-C.Kaepernick, Delay of Game, 5 yards, enforced at SF 41 - No Play.*
- 3-17-SF 36 (6:55) (Shotgun) C.Kaepernick pass incomplete deep right to A.Boldin.
- 4-17-SF 36 (6:45) A.Lee punts 41 yards to GB 23, Center-K.McDermott, fair catch by J.Ross.
PENALTY on GB, Offensive Holding, 10 yards, enforced at GB 23.

Green Bay Packers at 6:39

- 1-10-GB 13 (6:39) (Shotgun) R.Cobb right tackle to GB 16 for 3 yards (N.Bowman, R.McDonald).
- 2-7-GB 16 (6:13) (No Huddle, Shotgun) A.Rodgers pass short left to J.Nelson to GB 24 for 8 yards (T.Brown). Caught at GB 22. 2-yds YAC P6
- 1-10-GB 24 (5:46) (No Huddle, Shotgun) *PENALTY on SF-A.Smith, Neutral Zone Infraction, 5 yards, enforced at GB 24 - No Play.*
- 1-5-GB 29 (5:26) (Shotgun) A.Rodgers pass short left to J.Nelson to SF 49 for 22 yards (D.Whitner). Caught at GB 31 22-yds YAC P7
- 1-10-SF 49 (5:00) J.Starks left tackle to SF 42 for 7 yards (P.Willis).
PENALTY on GB-J.Sitton, Offensive Holding, 10 yards, enforced at SF 49 - No Play.
- 1-20-GB 41 (4:33) (Shotgun) A.Rodgers pass short middle intended for J.Finley INTERCEPTED by E.Reid at SF 44. E.Reid to SF 44 for no gain (J.Finley).

San Francisco 49ers at 4:28

- 1-10-SF 44 (4:28) A.Snyder reported as eligible. F.Gore left end to SF 44 for no gain (B.Raji).
- 2-10-SF 44 (3:46) (Shotgun) C.Kaepernick pass deep left to A.Boldin pushed ob at GB 34 for 22 yards (J.McMillian). Caught at GB 39. 5-yds YAC P8
- 1-10-GB 34 (3:13) (Shotgun) F.Gore right tackle to GB 36 for -2 yards (M.Jennings).
- 2-12-GB 36 (2:33) (Shotgun) C.Kaepernick sacked at GB 42 for -6 yards (C.Matthews).

Two-Minute Warning

Green Bay Packers vs San Francisco 49ers at Candlestick Park

3-18-GB 42 (2:00) (Shotgun) C.Kaepernick pass short middle to V.Davis to GB 30 for 12 yards (M.Jennings, M.Hyde). Caught at GB 30. 0-yds YAC
Timeout #1 by GB at 01:37.

4-6-GB 30 (1:37) P.Dawson 48 yard field goal is No Good, Wide Left, Center-K.McDermott, Holder-A.Lee.

Green Bay Packers at 1:32

1-10-GB 38 (1:32) (Shotgun) A.Rodgers pass short left to J.Finley to SF 49 for 13 yards (D.Whitner). P8
PENALTY on SF-A.Brooks, Roughing the Passer, 15 yards, enforced at SF 49. Caught at GB 37. 14-yd YAC X9

1-10-SF 34 (1:24) (Shotgun) A.Rodgers pass incomplete deep right to J.Jones [A.Smith].

2-10-SF 34 (1:19) (Shotgun) J.Kuhn left tackle to SF 30 for 4 yards (N.Bowman).
PENALTY on GB-J.Sitton, Offensive Holding, 10 yards, enforced at SF 34 - No Play.

2-20-SF 44 (1:14) (Shotgun) A.Rodgers pass incomplete short right to R.Cobb.

3-20-SF 44 (1:08) (Shotgun) A.Rodgers pass deep middle intended for R.Cobb INTERCEPTED by E.Reid [R.McDonald] at SF 0. Touchback.
PENALTY on SF-A.Smith, Defensive Offside, 5 yards, enforced at SF 44 - No Play.
Timeout #3 by SF at 00:58.

3-15-SF 39 (:58) (Shotgun) A.Rodgers pass short right to J.Nelson pushed ob at SF 24 for 15 yards (D.Whitner). Caught at SF 33. 9-yds YAC P10

1-10-SF 24 (:52) (Shotgun) A.Rodgers pass short right to J.Nelson to SF 15 for 9 yards (E.Reid). Caught at SF 15. 0-yds YAC
Timeout #2 by GB at 00:44.

2-1-SF 15 (:44) (Shotgun) A.Rodgers pass incomplete short left to R.Cobb.

3-1-SF 15 (:39) (Shotgun) J.Kuhn right guard to SF 12 for 3 yards (A.Brooks). R11

1-10-SF 12 (:21) **A.Rodgers pass short right to J.Finley for 12 yards, TOUCHDOWN. Caught at SF 11. 11-yds YAC** P12
M.Crosby extra point is GOOD, Center-B.Goode, Holder-T.Masthay.

GB 14 SF 14, 8 plays, 62 yards, 2 penalties, 1:16 drive, 14:44 elapsed

T.Masthay kicks 55 yards from GB 35 to SF 10. A.Dixon to SF 40 for 30 yards (D.House).

San Francisco 49ers at 0:16, (1st play from scrimmage 0:09)

1-10-SF 40 (:09) (Shotgun) C.Kaepernick pass short right to K.Williams ran ob at GB 46 for 14 yards. Caught at GB 46. 0-yds YAC P9
Timeout #3 by GB at 00:03.

1-10-GB 46 (:03) (Shotgun) C.Kaepernick pass incomplete deep middle to V.Davis (C.Banjo).

END OF QUARTER

	Score	Time	First Downs				Efficiencies	
		Poss	R	P	X	T	3 Down	4 Down
Green Bay Packers	14	5:05	1	5	1	7	2/3	0/0
San Francisco 49ers	14	9:55	0	4	0	4	2/5	0/0

Third Quarter

9/8/2013

Play By Play

SF elects to Receive, and GB elects to defend the North goal.

T.Masthay kicks 65 yards from GB 35 to end zone, Touchback.

San Francisco 49ers at 15:00

1-10-SF 20	(15:00) F.Gore left guard to SF 24 for 4 yards (C.Matthews).	
2-6-SF 24	(14:36) (Shotgun) PENALTY on SF-J.Staley, False Start, 5 yards, enforced at SF 24 - No Play.	
2-11-SF 19	(14:04) (Shotgun) K.Hunter up the middle to SF 21 for 2 yards (N.Perry).	
3-9-SF 21	(13:26) (Shotgun) C.Kaepernick pass deep right to A.Boldin to SF 43 for 22 yards (J.McMillian). Caught at SF 41. 2-yds YAC	P10
<u>1-10-SF 43</u>	(12:41) (No Huddle, Shotgun) C.Kaepernick pass short left to A.Boldin to GB 48 for 9 yards (B.Jones). Measurement for the 1st Down Caught at GB 48. 0-yds YAC	
2-1-GB 48	(12:19) D.Kilgore and A.Snyder reported as eligible. F.Gore right guard to GB 46 for 2 yards (M.Neal).	R11
<u>1-10-GB 46</u>	(11:45) (Shotgun) C.Kaepernick pass deep right to A.Boldin to GB 16 for 30 yards (S.Shields). Caught at GB 17. 1-yd YAC	P12
<u>1-10-GB 16</u>	(10:58) (Shotgun) F.Gore right guard to GB 11 for 5 yards (S.Shields, M.Jennings).	
2-5-GB 11	(10:16) (Shotgun) C.Kaepernick pass short left to A.Boldin pushed ob at GB 2 for 9 yards (J.McMillian). Caught at GB 5. 3-yds YAC	P13
<u>1-2-GB 2</u>	(9:49) D.Kilgore and A.Snyder reported as eligible. C.Kaepernick pass short right to V.Davis for 2 yards, TOUCHDOWN. Caught at GB 0. 0-yds YAC	P14
	P.Dawson extra point is GOOD, Center-K.McDermott, Holder-A.Lee.	

GB 14 SF 21, 9 plays, 80 yards, 5:14 drive, 5:14 elapsed

P.Dawson kicks 60 yards from SF 35 to GB 5. J.Ross to GB 22 for 17 yards (D.Skuta).

Green Bay Packers at 9:46, (1st play from scrimmage 9:40)

1-10-GB 22	(9:40) E.Lacy left end to GB 22 for no gain (N.Bowman, A.Smith).	
2-10-GB 22	(9:01) E.Lacy up the middle to GB 24 for 2 yards (I.Williams).	
3-8-GB 24	(8:24) (Shotgun) A.Rodgers pass short right to R.Cobb to GB 27 for 3 yards (E.Reid). Caught at GB 24. 3-yds YAC	
4-5-GB 27	(7:53) T.Masthay punts 45 yards to SF 28, Center-B.Goode. K.Williams to SF 35 for 7 yards (D.House).	

San Francisco 49ers at 7:41

1-10-SF 35	(7:41) (Shotgun) F.Gore up the middle to SF 40 for 5 yards (A.Hawk).	
2-5-SF 40	(6:57) (Shotgun) C.Kaepernick pass incomplete short middle to V.McDonald.	
3-5-SF 40	(6:53) (Shotgun) C.Kaepernick pass incomplete short left to M.Moore.	
4-5-SF 40	(6:49) (Punt formation) PENALTY on SF-T.Brock, False Start, 5 yards, enforced at SF 40 - No Play.	
4-10-SF 35	(6:49) A.Lee punts 50 yards to GB 15, Center-K.McDermott. R.Cobb to GB 31 for 16 yards (T.Brock).	

Green Bay Packers at 6:37

1-10-GB 31	(6:37) E.Lacy up the middle to GB 34 for 3 yards (G.Dorsey).	
2-7-GB 34	(6:07) E.Lacy left tackle to GB 40 for 6 yards (P.Willis).	
3-1-GB 40	(5:27) (Shotgun) A.Rodgers scrambles left end pushed ob at GB 46 for 6 yards (N.Bowman).	R13
	PENALTY on SF-N.Bowman, Unsportsmanlike Conduct, 15 yards, enforced at GB 46.	X14
<u>1-10-SF 39</u>	(5:06) (Shotgun) A.Rodgers pass short right to R.Cobb to SF 26 for 13 yards (E.Reid). Caught at SF 28. 2-yds YAC	P15
<u>1-10-SF 26</u>	(4:33) (Shotgun) A.Rodgers pass incomplete deep left to J.Finley (D.Whitner).	
2-10-SF 26	(4:24) A.Rodgers pass short middle to R.Cobb to SF 8 for 18 yards (E.Reid). Caught at SF 11. 3-yds YAC	P16
<u>1-8-SF 8</u>	(3:52) (No Huddle) A.Rodgers pass short right to J.Nelson for 8 yards, TOUCHDOWN. Caught at SF 0. 0-yds YAC	P17
	M.Crosby extra point is GOOD, Center-B.Goode, Holder-T.Masthay.	

GB 21 SF 21, 7 plays, 69 yards, 1 penalty, 2:48 drive, 11:11 elapsed

T.Masthay kicks 65 yards from GB 35 to end zone, Touchback.

San Francisco 49ers at 3:49

1-10-SF 20	(3:49) (Shotgun) C.Kaepernick pass short left to K.Williams to SF 36 for 16 yards (B.Jones). Caught at SF 35. 1-yd YAC	P15
<u>1-10-SF 36</u>	(3:18) (Shotgun) F.Gore right guard to SF 37 for 1 yard (B.Raji).	
2-9-SF 37	(2:37) (Shotgun) C.Kaepernick pass deep middle to V.Davis to GB 26 for 37 yards (M.Jennings). Caught at GB 31. 5-yds YAC	P16
<u>1-10-GB 26</u>	(1:48) (Shotgun) K.Hunter up the middle to GB 25 for 1 yard (C.Matthews).	
2-9-GB 25	(1:16) C.Kaepernick pass incomplete deep right to A.Boldin.	
3-9-GB 25	(1:12) (Shotgun) C.Kaepernick scrambles left end pushed ob at GB 10 for 15 yards (S.Shields).	R17
	Timeout #1 by SF at 00:47. A.Snyder reported as eligible.	
<u>1-10-GB 10</u>	(:47) A.Snyder reported as eligible. (Shotgun) C.Kaepernick pass incomplete short right to A.Boldin (S.Shields).	
2-10-GB 10	(:43) (Shotgun) C.Kaepernick left end to GB 17 for -7 yards (C.Matthews).	
3-17-GB 17	(:12) (Shotgun) PENALTY on SF-J.Goodwin, False Start, 5 yards, enforced at GB 17 - No Play.	

Green Bay Packers vs San Francisco 49ers at Candlestick Park

END OF QUARTER

	Score	Time Poss	First Downs				Efficiencies	
			R	P	X	T	3 Down	4 Down
Green Bay Packers	21	4:53	1	3	1	5	1/2	0/0
San Francisco 49ers	21	10:07	2	6	0	8	2/3	0/0

Fourth Quarter

9/8/2013

Play By Play

San Francisco 49ers continued.

- 3-22-GB 22 (15:00) (Shotgun) C.Kaepernick pass short middle to F.Gore to GB 9 for 13 yards (M.Hyde, B.Jones). Caught at GB 18. 9-yds YAC
- 4-9-GB 9 (14:21) **P.Dawson 27 yard field goal is GOOD, Center-K.McDermott, Holder-A.Lee.**

GB 21 SF 24, 10 plays, 71 yards, 4:32 drive, 0:43 elapsed
--

P.Dawson kicks 73 yards from SF 35 to GB -8. J.Ross, Touchback.

Green Bay Packers at 14:17

- 1-10-GB 20 (14:17) (Shotgun) R.Cobb left tackle to GB 23 for 3 yards (A.Smith, J.Smith).
- 2-7-GB 23 (13:44) A.Rodgers sacked at GB 20 for -3 yards (sack split by R.McDonald and A.Smith).
- 3-10-GB 20 (13:11) (Shotgun) A.Rodgers pass incomplete short middle to J.Finley (N.Bowman).
- 4-10-GB 20 (13:09) T.Masthay punts 49 yards to SF 31, Center-B.Goode. K.Williams to SF 32 for 1 yard (D.House).

PENALTY on SF-T.Brock, Unnecessary Roughness, 15 yards, enforced at SF 32.
Penalty on SF-T.Brock, Offensive Holding, declined.

San Francisco 49ers at 12:59

- 1-10-SF 17 (12:59) (Shotgun) C.Kaepernick pass short right to B.Miller to SF 34 for 17 yards (S.Shields). GB-J.Jolly was injured during the play. His return is Probable. Caught at SF 21. 13-yds YAC P18
- 1-10-SF 34 (12:31) (Shotgun) C.Kaepernick left end to SF 31 for -3 yards (T.Williams).
- 2-13-SF 31 (11:43) F.Gore left guard to SF 30 for -1 yards (A.Hawk). SF-A.Boldin was injured during the play. His return is Probable.
- 3-14-SF 30 (11:10) (Shotgun) C.Kaepernick pass incomplete deep right to K.Williams (S.Shields) [C.Matthews].
- 4-14-SF 30 (11:03) A.Lee punts 46 yards to GB 24, Center-K.McDermott, fair catch by R.Cobb.

Green Bay Packers at 10:56

- 1-10-GB 24 (10:56) (Shotgun) E.Lacy up the middle to GB 30 for 6 yards (J.Smith, N.Bowman).
- 2-4-GB 30 (10:21) (No Huddle) E.Lacy up the middle to GB 37 for 7 yards (R.McDonald). R18
- 1-10-GB 37 (9:58) (No Huddle, Shotgun) A.Rodgers pass short right to J.Finley to 50 for 13 yards (N.Bowman). Caught at GB 36. 14-yds YAC P19
- 1-10-50 (9:37) (No Huddle, Shotgun) A.Rodgers pass deep left to J.Nelson ran ob at SF 13 for 37 yards. Caught at SF 13. 0-yds YAC P20
- 1-10-SF 13 (9:28) (No Huddle) E.Lacy left guard to SF 8 for 5 yards (N.Bowman, T.Jerod-Eddie).
- 2-5-SF 8 (8:57) (No Huddle) E.Lacy left guard to SF 2 for 6 yards (P.Willis). R21
- 1-2-SF 2 (8:34) A.Rodgers pass incomplete short right to R.Cobb.
- 2-2-SF 2 (8:32) **(Shotgun) E.Lacy left guard for 2 yards, TOUCHDOWN.** R22
- M.Crosby extra point is GOOD, Center-B.Goode, Holder-T.Masthay.

GB 28 SF 24, 8 plays, 76 yards, 2:30 drive, 6:34 elapsed

T.Masthay kicks 65 yards from GB 35 to end zone, Touchback.

San Francisco 49ers at 8:26

- 1-10-SF 20 (8:26) (Shotgun) C.Kaepernick scrambles left end to SF 25 for 5 yards.
- 2-5-SF 25 (7:41) (Shotgun) C.Kaepernick pass deep right to A.Boldin pushed ob at GB 32 for 43 yards (T.Williams). Caught at SF 43. 25-yds YAC P19
- 1-10-GB 32 (7:03) (Shotgun) K.Hunter right end to GB 9 for 23 yards (S.Shields). R20
- Timeout #2 by SF at 06:25. A.Snyder reported as eligible.
- 1-9-GB 9 (6:25) (Shotgun) F.Gore right guard to GB 1 for 8 yards (M.Jennings).
- 2-1-GB 1 (5:51) **D.Kilgore and A.Snyder reported as eligible. F.Gore right tackle for 1 yard, TOUCHDOWN.** R21
- P.Dawson extra point is GOOD, Center-K.McDermott, Holder-A.Lee.

GB 28 SF 31, 5 plays, 80 yards, 2:39 drive, 9:13 elapsed

P.Dawson kicks 69 yards from SF 35 to GB -4. J.Ross to GB 9 for 13 yards (C.Spillman).

Green Bay Packers at 5:47, (1st play from scrimmage 5:44)

- 1-10-GB 9 (5:44) (Shotgun) A.Rodgers pass incomplete short right to R.Cobb (A.Brooks).
- 2-10-GB 9 (5:41) (Shotgun) A.Rodgers scrambles up the middle to GB 16 for 7 yards (E.Reid).
- 3-3-GB 16 (5:08) (Shotgun) A.Rodgers pass incomplete deep left to J.Nelson (N.Asomugha).
- 4-3-GB 16 (5:00) T.Masthay punts 49 yards to SF 35, Center-B.Goode, fair catch by K.Williams.

San Francisco 49ers at 4:52

- 1-10-SF 35 (4:52) C.Kaepernick pass short right to A.Boldin to SF 42 for 7 yards (S.Shields). Caught at SF 35. 7-yds YAC
- 2-3-SF 42 (4:08) F.Gore right guard to SF 41 for -1 yards (R.Pickett).
- 3-4-SF 41 (3:26) (Shotgun) C.Kaepernick pass short left to V.Davis to GB 44 for 15 yards (M.Hyde). Caught at SF 43. 13-yds YAC P22
- 1-10-GB 44 (3:20) F.Gore right tackle to GB 40 for 4 yards (B.Jones, N.Perry).
- Timeout #1 by GB at 03:11.

Green Bay Packers vs San Francisco 49ers at Candlestick Park

- 2-6-GB 40 (3:11) (Shotgun) F.Gore right tackle to GB 39 for 1 yard (M.Neal).
Timeout #2 by GB at 03:05.
 - 3-5-GB 39 (3:05) (Shotgun) F.Gore left guard to GB 36 for 3 yards (C.Matthews).
Timeout #3 by GB at 03:00.
Timeout #3 by SF at 03:00.
 - 4-2-GB 36 (3:00) (Shotgun) C.Kaepernick pass short right to A.Boldin to GB 21 for 15 yards (T.Williams, J.Jolly). Caught at GB 28. 7-yds YAC P23
 - 1-10-GB 21 (2:13) D.Kilgore and A.Snyder reported as eligible. F.Gore right guard to GB 21 for no gain (B.Jones, C.Matthews).
- Two-Minute Warning
- 2-10-GB 21 (2:00) D.Kilgore and A.Snyder reported as eligible. F.Gore right end to GB 17 for 4 yards (S.Shields, B.Jones).
 - 3-6-GB 17 (1:15) C.Kaepernick left end to GB 15 for 2 yards.
 - 4-4-GB 15 **(:30) P.Dawson 33 yard field goal is GOOD, Center-K.McDermott, Holder-A.Lee.**

GB 28 SF 34, 11 plays, 50 yards, 4:26 drive, 14:34 elapsed

P.Dawson kicks 71 yards from SF 35 to GB -6. J.Ross, Touchback.

Green Bay Packers at 0:26

- 1-10-GB 20 (:26) (Shotgun) A.Rodgers pass deep right to R.Cobb to SF 42 for 38 yards (D.Whitner). Caught at GB 49. 9-yds YAC P23
- 1-10-SF 42 (:03) A.Rodgers spiked the ball to stop the clock.
- 2-10-SF 42 (:03) (Shotgun) A.Rodgers pass incomplete short middle to J.Kuhn [A.Smith].

END OF QUARTER

	Score	Time Poss	First Downs				Efficiencies	
			R	P	X	T	3 Down	4 Down
Green Bay Packers	28	5:09	3	3	0	6	0/2	0/0
San Francisco 49ers	34	9:51	2	4	0	6	1/5	1/1

Miscellaneous Statistics Report

Green Bay Packers vs San Francisco 49ers
9/8/2013 at Candlestick Park

Ten Longest Plays for Green Bay Packers

Yards	Qtr	Play Start	Play Description
38	4	1-10-GB 20	(:26) (Shotgun) A.Rodgers pass deep right to R.Cobb to SF 42 for 38 yards (D.Whitner). Caught at GB 49. 9-yds YAC
37	4	1-10-50	(9:37) (No Huddle, Shotgun) A.Rodgers pass deep left to J.Nelson ran ob at SF 13 for 37 yards. Caught at SF 13. 0-yds YAC
31	1	1-10-GB 33	(2:17) (Shotgun) A.Rodgers pass deep right to J.Nelson to SF 36 for 31 yards (E.Reid). Caught at SF 38. 2-yds YAC
31	1	2-10-SF 36	(1:53) (Shotgun) A.Rodgers pass short left to E.Lacy to SF 5 for 31 yards (D.Whitner). Caught at SF 38. 33-yds YAC
28	2	1-10-GB 38	(1:32) (Shotgun) A.Rodgers pass short left to J.Finley to SF 49 for 13 yards (D.Whitner). PENALTY on SF-A.Brooks, Roughing the Passer, 15 yards, enforced at SF 49. Caught at GB 37. 14-yd YAC
22	2	1-5-GB 29	(5:26) (Shotgun) A.Rodgers pass short left to J.Nelson to SF 49 for 22 yards (D.Whitner). Caught at GB 31. 22-yds YAC
21	3	3-1-GB 40	(5:27) (Shotgun) A.Rodgers scrambles left end pushed ob at GB 46 for 6 yards (N.Bowman). PENALTY on SF-N.Bowman, Unsportsmanlike Conduct, 15 yards, enforced at GB 46.
18	1	3-4-GB 24	(11:40) (Shotgun) A.Rodgers pass deep middle to R.Cobb to GB 42 for 18 yards (D.Whitner). Caught at GB 41. 1-yd YAC
18	3	2-10-SF 26	(4:24) A.Rodgers pass short middle to R.Cobb to SF 8 for 18 yards (E.Reid). Caught at SF 11. 3-yds YAC
15	2	3-15-SF 39	(:58) (Shotgun) A.Rodgers pass short right to J.Nelson pushed ob at SF 24 for 15 yards (D.Whitner). Caught at SF 33. 9-yds YAC

Ten Longest Plays for San Francisco 49ers

Yards	Qtr	Play Start	Play Description
43	4	2-5-SF 25	(7:41) (Shotgun) C.Kaepernick pass deep right to A.Boldin pushed ob at GB 32 for 43 yards (T.Williams). Caught at SF 43.
37	3	2-9-SF 37	(2:37) (Shotgun) C.Kaepernick pass deep middle to V.Davis to GB 26 for 37 yards (M.Jennings). Caught at GB 31. 5-yds YAC
30	3	1-10-GB 46	(11:45) (Shotgun) C.Kaepernick pass deep right to A.Boldin to GB 16 for 30 yards (S.Shields). Caught at GB 17. 1-yd YAC
25	1	1-10-SF 31	(7:58) C.Kaepernick pass short middle to V.McDonald to GB 44 for 25 yards (M.Jennings). Caught at SF 41. 15-yds YAC
23	4	1-10-GB 32	(7:03) (Shotgun) K.Hunter right end to GB 9 for 23 yards (S.Shields).
22	2	3-5-SF 30	(14:21) (Shotgun) C.Kaepernick pass deep middle to A.Boldin to GB 48 for 22 yards (J.McMillian). Caught at SF 46. 6-yds YAC
22	2	2-10-SF 44	(3:46) (Shotgun) C.Kaepernick pass deep left to A.Boldin pushed ob at GB 34 for 22 yards (J.McMillian). Caught at GB 39.
22	3	3-9-SF 21	(13:26) (Shotgun) C.Kaepernick pass deep right to A.Boldin to SF 43 for 22 yards (J.McMillian). Caught at SF 41. 2-yds YAC
20	1	3-8-GB 20	(2:58) (Shotgun) C.Kaepernick pass deep right to V.Davis for 20 yards, TOUCHDOWN.
17	4	1-10-SF 17	(12:59) (Shotgun) C.Kaepernick pass short right to B.Miller to SF 34 for 17 yards (S.Shields). GB-J.Jolly was injured during

Touchdown Scoring Information

		Offense	Defense	Special Teams
VISITOR	Green Bay Packers	4	0	0
HOME	San Francisco 49ers	4	0	0

Player Scoring Information

Club	Player	TD	Rush TD	Rec TD	KO TD	Punt TD	Int TD	Fum TD	Misc TD	FG	XP	2Pt Rush	2Pt Rec	Sfty	Points
GB	E.Lacy	0	1	0	0	0	0	0	0	0	0	0	0	0	6
GB	J.Nelson	0	0	1	0	0	0	0	0	0	0	0	0	0	6
GB	R.Cobb	0	0	1	0	0	0	0	0	0	0	0	0	0	6
GB	J.Finley	0	0	1	0	0	0	0	0	0	0	0	0	0	6
GB	M.Crosby	0	0	0	0	0	0	0	0	0	4	0	0	0	4
SF	V.Davis	0	0	2	0	0	0	0	0	0	0	0	0	0	12
SF	P.Dawson	0	0	0	0	0	0	0	0	2	4	0	0	0	10
SF	F.Gore	0	1	0	0	0	0	0	0	0	0	0	0	0	6
SF	A.Boldin	0	0	1	0	0	0	0	0	0	0	0	0	0	6

Possession Detail

	First Half		Second Half		Game	
	Visitor	Home	Visitor	Home	Visitor	Home
Largest Lead	0	7	4	7	4	7
Drives Leading	0	2	0	3	0	5
Time of Possession Leading	0:00	4:18	0:00	7:33	0:00	11:51
Largest Deficit	-7	0	-7	-4	-7	-4
Drives Trailing	4	0	6	1	10	1
Time of Possession Trailing	6:10	0:00	10:02	2:39	16:12	2:39
Times Score Tied Up		2		1		3
Lead Changes		2		4		6

Playtime Percentage

Percent of playtime per player on offense, defense and special teams

Green Bay Packers					San Francisco 49ers				
		Offense	Defense	Special Teams			Offense	Defense	Special Teams
J Sitton	G	62 100%		4 12%	J Staley	T	77 100%		7 21%
T Lang	G	62 100%		4 12%	A Boone	G	77 100%		7 21%
D Barclay	G	62 100%		4 12%	A Davis	T	77 100%		7 21%
D Bakhtiari	T	62 100%		4 12%	M Iupati	G	77 100%		7 21%
J Nelson	WR	62 100%			C Kaepernick	QB	77 100%		
A Rodgers	QB	62 100%			V Davis	TE	77 100%		
J Jones	WR	62 100%			J Goodwin	C	77 100%		
E Dietrich-Smith	C	62 100%			F Gore	RB	66 86%		
J Finley	TE	59 95%			A Boldin	WR	60 78%		
R Cobb	WR	53 85%		3 9%	K Williams	WR	55 71%		6 18%
E Lacy	RB	41 66%			B Miller	FB	55 71%		5 15%
J Kuhn	FB	15 24%		18 53%	V McDonald	TE	20 26%		12 35%
A Quarless	TE	8 13%		4 12%	M Moore	WR	16 21%		4 12%
J Starks	RB	7 11%			K Hunter	RB	11 14%		
J Ross	WR	3 5%		20 59%	A Snyder	G	10 13%		7 21%
J McMillian	FS		77 100%	12 35%	D Kilgore	G	6 8%		12 35%
M Jennings	SS		75 97%	5 15%	G Celek	TE	5 6%		12 35%
T Williams	CB		75 97%		Q Patton	WR	4 5%		4 12%
B Jones	LB		75 97%		E Reid	DB		62 100%	5 15%
S Shields	CB		75 97%		A Smith	LB		62 100%	4 12%
C Matthews	LB		70 91%		T Brown	CB		62 100%	4 12%
A Hawk	LB		59 77%		D Whitner	SS		62 100%	
N Perry	LB		53 69%	6 18%	C Rogers	CB		62 100%	
B Raji	NT		50 65%		A Brooks	LB		59 95%	4 12%
R Pickett	DT		49 64%		N Asomugha	CB		57 92%	
M Neal	DE		46 60%	7 21%	N Bowman	LB		57 92%	
J Jolly	DE		35 45%	7 21%	R McDonald	DT		56 90%	3 9%
M Hyde	DB		24 31%	5 15%	P Willis	LB		53 85%	4 12%
M Daniels	DE		21 27%	14 41%	J Smith	DT		52 84%	4 12%
J Bush	CB		20 26%	30 88%	P Cox	CB		13 21%	11 32%
C Wilson	DE		19 25%		I Williams	NT		10 16%	4 12%
D Jones	DE		18 23%	7 21%	G Dorsey	DE		8 13%	1 3%
C Banjo	DB		4 5%	19 56%	M Wilhoite	LB		3 5%	23 68%
D House	CB		2 3%	23 68%	T Jerod-Eddie	DE		3 5%	4 12%
J Lattimore	LB			30 88%	C Spillman	SS		1 2%	27 79%
R Francois	LB			30 88%	D Skuta	LB			23 68%
R Taylor	TE			27 79%	A Dixon	RB			23 68%
A Mulumba	LB			24 71%	R Ventrone	FS			23 68%
J Boykin	WR			23 68%	N Moody	LB			23 68%
T Masthay	P			15 44%	C Dahl	SS			22 65%
B Goode	LS			10 29%	T Brock	CB			21 62%
G Van Roten	G			10 29%	P Dawson	K			14 41%
M Newhouse	T			4 12%	C Lemonier	LB			13 38%
M Crosby	K			4 12%	K McDermott	LS			12 35%
J Franklin	RB			1 3%					

