



**LIONS**



**PACKERS**

**PACKERS WEEKLY MEDIA INFORMATION PACKET**

**DETROIT LIONS VS GREEN BAY PACKERS**  
**SUNDAY, OCTOBER 6, 2013 @ 12 NOON CDT - LAMBEAU FIELD**





# THE DOPE SHEET

OFFICIAL PROGRAM AND PUBLICATION, ACME-PACKERS FOOTBALL TEAM.

Packers Public Relations • Lambeau Field Atrium • 1265 Lombardi Avenue • Green Bay, WI 54304 • 920/569-7500 • 920/569-7201 fax  
Jason Wahlers, Aaron Popkey, Sarah Quick, Tom Fanning, Jonathan Butnick

**VOL. XV; NO. 11**

**GREEN BAY, OCT. 1, 2013**

**WEEK 5**

**DETROIT (3-1) AT GREEN BAY (1-2)**  
Sunday, Oct. 6 • Lambeau Field • Noon CDT

## GREEN BAY HOSTS DETROIT IN NFC NORTH MATCHUP

After enjoying their bye in Week 4, the Packers return to action this Sunday when they host Detroit at Lambeau Field. It marks the second straight season that Green Bay has played the Lions in the game after the open date on its schedule.



- ▶ This marks the 168th meeting between the clubs (including playoffs). No other NFL teams have played every year since 1932, when the Packers and the Lions, then known as the Portsmouth (Ohio) Spartans, began their yearly home-and-home series.
- ▶ Green Bay has a 13-1 mark (.929) against the Lions under Head Coach **Mike McCarthy**. Overall, the Packers have won 14 of the last 15 against Detroit and 22 of the last 25 in the series.
- ▶ The Packers have won 22 straight games against the Lions in the state of Wisconsin (including a 1994 playoff game). The streak started with Green Bay's win over the Lions at County Stadium in Milwaukee on Dec. 6, 1992.
- ▶ Green Bay's 21-game regular-season home winning streak against Detroit is the **longest in NFL history**, ahead of Washington's 18-game home winning streak against the Lions (1939-2007) and Pittsburgh's 16-game streak versus the Cleveland Browns (1970-85).
- ▶ This will be the first time since 2000 that the Packers' first game in the division didn't arrive until Week 5 or later (Week 5 vs. Chicago in 2000).
- ▶ Three of the Packers' next five games will come against NFC North foes, with a Week 8 visit to Minnesota and a Week 9 home tilt against Chicago.
- ▶ When the Packers take the field against the Lions this Sunday, they will be looking to extend their home divisional winning streak to 10 games.
- ▶ Since the league went to a divisional format in 1967, Green Bay has had only two winning streaks of 10-plus games against divisional foes at home (18 straight from 1994-98 and 10 straight from 2000-02).
- ▶ Since '06, Green Bay has a 32-10 overall record (.762) in NFC North games (No. 2 in the NFL) and an 18-3 mark (.857) at home (No. 2 in the NFL).
- ▶ The Packers have won eight straight regular-season games at home and 21 of their last 22 (.955). Green Bay's current home winning streak ranks No. 3 in the NFL behind Seattle (10 games) and Denver (nine).

## AFTER THE BYE

- Green Bay will come out of its bye week with a home game for only the second time in eight seasons under McCarthy. In 2009, the Packers had their open date in Week 5 and hosted Detroit at Lambeau Field in Week 6.
- ▶ In games immediately following its bye week, Green Bay has won 13 of its last 17 (.765). Under McCarthy, the Packers are 6-1 (.857) in the game following the bye, which is tied for No. 1 in the NFL over that span.
  - ▶ Green Bay has won its first game after the bye each of the last four seasons, outscoring its opponents 126-61 in those contests. That included a 26-0 win vs. Detroit in 2009 and a 31-3 victory at Minnesota in 2010.
  - ▶ Since 2006, the Packers have a 43-22 overall record (.662) after the bye. Since 2009, Green Bay is 26-9 (.743) overall after the bye.

## WITH THE CALL

FOX Sports, now in its 20th season as an NFL network television partner, will broadcast the game to a regional audience.



- ▶ Play-by-play man **Kenny Albert** and color analyst **Daryl Johnston** will have the call from the broadcast booth with **Tony Siragusa** reporting from the sidelines.
- ▶ Milwaukee's WTMJ (620 AM), airing Green Bay games since 1929, heads up the 50-station Packers Radio Network, with **Wayne Larrivee** (play-by-play) and two-time Packers Pro Bowler **Larry McCarren** (color) calling the action. The duo is in its 15th season of broadcasts together across the Packers Radio Network, which covers 42 markets in six states.
- ▶ Compass Media Networks will broadcast the game to a national audience with **Matt Smith** (play-by-play) and **Tony Hill** (analyst) handling the call.
- ▶ The broadcast is also available on SiriusXM Satellite Radio (WTMJ feed) as part of the network's NFL Sunday Drive.
- ▶ DIRECTV subscribers can watch the game in HD on Channel 705.

## REGULAR SEASON

Date	Opponent	Time (CT)	TV
Sun., Sept. 8	at San Francisco 49ers	L, 28-34	(69,732)
Sun., Sept. 15	WASHINGTON REDSKINS	W, 38-20	(78,020)
Sun., Sept. 22	at Cincinnati Bengals	L, 30-34	(64,633)
Sun., Sept. 29	Open Date		
Sun., Oct. 6	DETROIT LIONS (Gold Pkg.)	12 p.m.	FOX
Sun., Oct. 13	at Baltimore Ravens	12 p.m.	FOX
Sun., Oct. 20	CLEVELAND BROWNS	3:25 p.m.	CBS
Sun., Oct. 27	at Minnesota Vikings	7:30 p.m.	NBC
Mon., Nov. 4	CHICAGO BEARS	7:40 p.m.	ESPN
Sun., Nov. 10	PHILADELPHIA EAGLES (Gold Pkg.)	12 p.m.	FOX
Sun., Nov. 17	at New York Giants	*7:30 p.m.	NBC
Sun., Nov. 24	MINNESOTA VIKINGS	*12 p.m.	FOX
Thu., Nov. 28	at Detroit Lions	11:30 a.m.	FOX
Sun., Dec. 8	ATLANTA FALCONS	*7:30 p.m.	NBC
Sun., Dec. 15	at Dallas Cowboys	*3:25 p.m.	FOX
Sun., Dec. 22	PITTSBURGH STEELERS	*3:25 p.m.	CBS
Sun., Dec. 29	at Chicago Bears	*12 p.m.	FOX

\*—Start time and broadcast may shift due to NFL flexible scheduling

## NFL POSTSEASON DATES

Jan. 4-5	AFC and NFC Wild Card Playoffs
Jan. 11-12	AFC and NFC Divisional Playoffs
Jan. 19	AFC and NFC Championship Games
Jan. 26	AFC-NFC Pro Bowl
Feb. 2	Super Bowl XLVIII, MetLife Stadium, New York/New Jersey





# LIONS AT PACKERS – WEEK 5

## STREAKING AT HOME

The Packers will enter their Week 5 contest against Detroit having won eight consecutive regular-season games at Lambeau Field.

- ▶ Green Bay's home winning streak is the third-longest current home streak in the NFL:

<u>Team</u>	<u>Home Winning Streak</u>
1. Seattle	10
2. Denver	9
<b>3. Green Bay</b>	<b>8</b>

- ▶ During the Packers' eight-game home winning streak, they have outscored their opponents 249-130 and have a plus-5 turnover ratio.
- ▶ Green Bay's lone regular-season loss at home over the past 22 games came in the 2012 season opener vs. San Francisco. That loss snapped a 13-game home winning streak for the Packers, which was tied for the fourth longest in franchise history:

<u>Seasons</u>	<u>Home Winning Streak</u>
1. 1995-98	25
2. 1929-32	20
3. 1923-26	14
4t. 1961-62, 2010-11	13

## SUCCESS AFTER THE WEEK OFF

For the Packers, the Week 4 bye this season was the earliest the open date had arrived for Green Bay since a Week 4 bye in 1999.

- ▶ Since Head Coach **Mike McCarthy** took over in 2006, the Packers have posted a 6-1 mark (.857) in the game after the bye, which is **tied for No. 1 in the NFL** over that span:

<u>Team</u>	<u>Game After Bye (2006-12)</u>	<u>Pct.</u>
1t. <b>Green Bay</b> , Chicago	6-1	.857
Baltimore, Indianapolis		
New England, N.Y. Giants, Philadelphia		

- ▶ Prior to this season, the earliest the open date on the schedule fell under McCarthy was Week 5 in 2009. The Packers had a Week 10 bye in two of the last three seasons (2010, 2012).
- ▶ A look at the Packers' bye weeks since 2006 and the outcome of the game immediately following the open date:

<u>Season</u>	<u>Bye Week/Game After Bye</u>
2006	Week 6 (at Miami, W, 34-24)
2007	Week 7 (at Denver, W, 19-13, OT)
2008	Week 8 (at Tennessee, L, 16-19, OT)
2009	Week 5 (vs. Detroit, W, 26-0)
2010	Week 10 (at Minnesota, W, 31-3)
2011	Week 8 (at San Diego, W, 45-38)
2012	Week 10 (at Detroit, W, 24-20)

- ▶ Over the past 17 seasons, Green Bay has a 13-4 record (.765) in the game immediately following the bye.
- ▶ The Packers have outscored their opponents 126-61 in the game after the bye the last four seasons.

## RACKING UP YARDS

Green Bay posted 580 yards of total offense in Week 2 against the Redskins, the second-best performance in team history behind only a 628-yard effort at Philadelphia on Nov. 11, 1962.

- ▶ Through three games, the Packers have generated 1,364 yards of total offense, an average of 454.7 yards per game that ranks No. 3 in the NFL:

<u>Team</u>	<u>Yards Per Game</u>
1. Denver	483.0
2. Philadelphia	458.8
<b>3. Green Bay</b>	<b>454.7</b>

- ▶ The Packers' 1,364 yards of offense this season are the **most through three games in franchise history**. A look at the top yardage totals in team annals through the first three contests:

<u>Season</u>	<u>Yards (First Three Games)</u>
<b>1. 2013</b>	<b>1,364</b>
2. 2002	1,283
3. 1989	1,253

- ▶ Green Bay is averaging 326.7 passing yards per game this season, good for No. 3 in the league:

<u>Team</u>	<u>Passing Yards Per Game</u>
1. Denver	363.8
2. New Orleans	338.3
<b>3. Green Bay</b>	<b>326.7</b>

- ▶ The Packers have posted at least 385 yards of offense in six consecutive regular-season games, the longest streak since a stretch of seven games in 2011 (Weeks 1-7).
- ▶ Green Bay ranks No. 9 in the league in rushing with an average of 128.0 yards per game. The Packers are one of only two NFL teams (Houston) to rank in the top 10 in both passing and rushing offense this season.

## STAT OF THE WEEK

- ▶ Of the Packers' seven sacks in the first three games this season, three of them have come from their defensive backfield.
- ▶ In the Packers' Week 3 contest at Cincinnati, S **M.D. Jennings** and CB **Tramon Williams** both recorded sacks, bringing the total number of Green Bay defensive backs with a full sack this season to three (CB **Davon House**, vs. Washington, Week 2).
- ▶ With the three different defensive backs posting a sack this season, the Packers rank No. 2 in the NFL through Week 4 behind only Oakland (five defensive backs with a sack).
- ▶ Since sacks became an official individual statistic in 1982, the single-season franchise record for the Packers is four different defensive backs with at least one full sack (1986, 2003, 2009, 2012).
- ▶ Since 2009, the Packers' defensive backs have combined for 21.0 sacks, No. 3 in the NFL over that span behind only the N.Y. Jets (26.5) and Oakland (23.0).
- ▶ The Bengals contest in Week 3 marked the second time in the last 10 games that the Packers have had two different DBs register a sack in a game (House and S **Morgan Burnett**, at Detroit, Nov. 18, 2012).



## LIONS AT PACKERS – WEEK 5

### YAC FOR THE PACK

In QB **Aaron Rodgers'** franchise-record-tying 480-yard passing day against the Redskins in Week 2 at Lambeau Field, 295 of those yards came after the catch.

- ▶ According to STATS LLC, it was the most yards after catch registered in a game by an NFL team since STATS began recording the statistic in 1993.
- ▶ A look at the top five single-game performances when it comes to yards after the catch in the NFL since 1993:

<u>Team</u>	<u>Yards After Catch</u>
<b>1. Green Bay, vs. Was. (9/15/13)</b>	<b>295</b>
2. New Orleans, at Dal. (12/23/12)	281
3. Pittsburgh, vs. Den. (11/5/06)	273
4. Minnesota, vs. Ari. (11/7/10)	271
5t. Denver, vs. Bal. (9/15/13)	270
5t. Detroit, at Phi. (9/23/07)	270

- ▶ Three of the top five single-game performances by the Packers since 1992 (according to STATS) have come in the last five seasons:

<u>Opponent</u>	<u>Yards After Catch</u>
1. vs. Washington, 9/15/13	295
2. at Minnesota, 10/5/09	262
3. vs. Miami, 9/11/94	228
4t. vs. Tampa Bay, 9/25/94	226
4t. vs. Detroit, 1/1/12	226

- ▶ Green Bay ranks No. 4 in the league in yards after the catch this season and No. 4 in the category since 2008:

<u>Team</u>	<u>YAC/Game (2013)</u>
1. Detroit	193.5
2. Atlanta	191.5
3. Denver	190.0
<b>4. Green Bay</b>	<b>181.3</b>
5. New Orleans	179.0

<u>Team</u>	<u>Yards After Catch (Since 2008)</u>
1. New Orleans	12,166
2. New England	12,052
3. Dallas	11,171
<b>4. Green Bay</b>	<b>11,109</b>
5. San Diego	11,047

- ▶ A look at the Packers' YAC totals each season since 2008 and where that ranked in the NFL. It includes four straight top-six finishes:

<u>Season</u>	<u>Yards/Ranking</u>
2008	1,656 (14th)
2009	2,190 (6th)
2010	2,132 (5th)
2011	2,410 (3rd)
2012	2,177 (4th)

### FEW FLAGS ON THE FIELD

Through the first three games this season, the Packers have been flagged for just 13 penalties, the fewest by Green Bay in the opening three contests since they posted the same number in 2001.

- ▶ With the 13 accepted penalties so far this season, Green Bay ranks No. 7 in the league in the category:

<u>Team</u>	<u>Penalties/Game</u>
1. Indianapolis	3.50
2. Carolina	3.67
3. Chicago	3.75
4t. Miami, Minnesota, Pittsburgh	4.25
<b>7. Green Bay</b>	<b>4.33</b>

- ▶ The Packers set a 16-game franchise record in 2011 with 76 accepted penalties. The top two 16-game marks in team annals have come under Head Coach **Mike McCarthy**:

<u>Season</u>	<u>Penalties</u>
1. 2011	76
2. 2010	78
3t. 1983, 2001	80

- ▶ Green Bay ranks No. 4 in the NFL in the category since 2010:

<u>Team</u>	<u>Penalties (Since 2010)</u>
1. Atlanta	228
2. Miami	256
3. Indianapolis	263
<b>4. Green Bay</b>	<b>270</b>
5. N.Y. Giants	281

### WHAT TO WATCH FOR ON SUNDAY

- ▶ In his last six regular-season games, QB **Aaron Rodgers** has completed 159 of 236 passes (67.4 percent) for 2,055 yards and 18 TDs with three INTs for a 114.6 passer rating.
- ▶ WR **Randall Cobb** has gone over the 100-yard receiving mark in four of his last six regular-season games, posting 37 receptions for 569 yards (15.4 avg.) and three TDs over that span.
- ▶ WR **Jordy Nelson** has posted a 19.0-yard receiving average over his last six regular-season games, catching 24 passes for 457 yards and five TDs. He has caught at least one TD pass in four of his last six games.
- ▶ LB **Clay Matthews** has posted at least one sack in four of five career games against the Lions.
- ▶ P **Tim Masthay** needs to place three punts inside the 20 to move ahead of Josh Bidwell (85) for the No. 2 spot in team history (since 1976).
- ▶ The Packers have posted at least 385 yards of offense in six consecutive regular-season games, averaging 436.7 yards per game over that span. The six-game streak with 385-plus yards is the longest by Green Bay since a seven-game stretch in 2011 (Weeks 1-7).
- ▶ Green Bay has scored 185 points over its last five regular-season games, an average of 37.0 points per contest. The Packers have scored 28-plus points in each of their last five games.
- ▶ Including playoffs, the Packers have held their opponent to 20 points or less in eight of their last nine games at Lambeau Field.



## LIONS AT PACKERS – WEEK 5

### DIVISIONAL DRIVE

The Packers will come out of their bye week with three NFC North games in five weeks, starting with this week's matchup against Detroit.

► The Packers have won 18 of 21 NFC North games at home under McCarthy, which is the **No. 2 home divisional mark** in the NFL over that span:

Team	W-L Record	Pct.
1. New England	19-3	.863
<b>2. Green Bay</b>	<b>18-3</b>	<b>.857</b>
3. Indianapolis	17-4	.810

► Green Bay has won nine straight home games against divisional foes, its longest winning streak since a 10-game streak from 2000-02.

► A look at the top home divisional winning streaks by Green Bay in the regular season since the league went to a divisional format in 1967:

Seasons	Home Div. Winning Streak
1. 1994-98	18
2. 2000-02	10
<b>3. 2010-current</b>	<b>9</b>

► The Packers have a 32-10 (.762) regular-season record against NFC North opponents under Head Coach **Mike McCarthy**, a divisional mark that ranks **No. 2 in the NFL** since 2006:

Team	W-L Record	Pct.
1. New England	36-8	.818
<b>2. Green Bay</b>	<b>32-10</b>	<b>.762</b>
3. San Diego	30-12	.714

► Green Bay's 37-34 loss at Minnesota last season in Week 17 snapped the Packers' 12-game winning streak in regular-season NFC North games, which was the longest divisional winning streak in team history since the league went to a divisional format in 1967:

Seasons	Divisional Winning Streak
<b>1. 2010-2012</b>	<b>12</b>
2t. 1996-97, 2001-02	8
4. 1997-98	7

► The Packers' 12-game divisional winning streak was tied for the longest by an NFL team since realignment in 2002, matching Indianapolis' streak from 2004-06 and Baltimore's from 2010-12.

### DAZZLING DEBUT

In the Packers' Week 3 loss at Cincinnati, rookie RB **Johnathan Franklin** rushed for 103 yards and a TD on 13 carries (7.9 avg.), with all of the yards coming in the second half after starting RB **James Starks** departed the game due to a knee injury.

► According to the Elias Sports Bureau, Franklin's 103 rushing yards were the **most in franchise history** by a rookie RB in his first game with a rushing attempt, surpassing the previous mark set by RB Ralph Earhart (78 yards) at the Boston Yanks on Sept. 17, 1948.

► Franklin became the first Green Bay rookie to rush for 100 yards in a game on 13 or fewer carries since Steve Atkins rushed for 110 yards on 12 attempts vs. New Orleans on Sept. 9, 1979.

► Franklin became the first Packer rookie to rush for 100 yards in a regular-season game since Brandon Jackson posted 113 yards on the ground vs. Detroit on Dec. 30, 2007.

► Franklin's 51-yard run in the third quarter was the longest by a Green Bay rookie since RB Samkon Gado's 64-yard TD run vs. Detroit on Dec. 11, 2005, and the longest by any Packer since Jackson's 71-yarder at Washington on Oct. 10, 2010.

### SUCCESS AGAINST FAMILIAR FOES

QB **Aaron Rodgers** has had a high level of success against NFC North opponents during his career.

► Rodgers has posted a combined 110.1 passer rating against divisional foes in the regular season, connecting on 635 of 914 passes (69.5 percent) for 7,611 yards and 61 TDs with 15 INTs. A look at where Rodgers **ranks in NFL history** in several categories against divisional opponents:

Quarterback	Passer Rating
<b>1. Aaron Rodgers, GB</b>	<b>110.1</b>
2. Steve Young, TB/SF	98.2
3. Peyton Manning, IND/DEN	95.9

Quarterback	Completion Pct.
<b>1. Aaron Rodgers, GB</b>	<b>69.5</b>
2. Peyton Manning, IND/DEN	66.2
3. Matt Schaub, ATL/HOU	66.0

Quarterback	Yards/Attempt
1. Kurt Warner, STL/NYG/ARI	8.36
<b>2. Aaron Rodgers, GB</b>	<b>8.33</b>
3. Steve Young, TB/SF	8.02

Quarterback	TD/INT Ratio
<b>1. Aaron Rodgers, GB</b>	<b>4.07 (61/15)</b>
2. Tom Brady, NE	2.76 (127/46)
3. Gary Danielson, DET/CLE	2.44 (39/16)

Quarterback	Touchdown Pct.
1. George Blanda, CHI/HOU/OAK	6.8
<b>2. Aaron Rodgers, GB</b>	<b>6.7</b>
3. Len Dawson, PIT/CLE/DAL/KC	6.4

► In his last 11 regular-season starts against NFC North opponents, Rodgers has completed 251 of 354 passes (70.9 percent) for 3,042 yards and 28 touchdowns with four INTs for a 118.6 passer rating.

► Including playoffs, Rodgers has a 24-7 record (.774) as a starter against divisional foes.

► In nine career starts against Detroit, Rodgers has a combined 111.4 passer rating as he has completed 176 of 257 passes (68.5 percent) for 2,285 yards and 18 TDs with five INTs. He has posted a passer rating of 105-plus in seven of nine career starts against the Lions and five 300-yard passing games.

**THE DOPE ON THIS WEEK'S OPPONENT:**

**Packers vs. Lions:**

**All-time, regular season:**  
93-26-7

**All-time, postseason:**  
2-0

**All-time, Lambeau Field:**  
30-10-3

**Streaks:** The Packers have won 14 of the last 15 meetings.

**Last meeting, regular season:**  
Dec. 9, 2012, at Lambeau Field; Packers won, 27-20



**COACHES CAPSULES**

**Mike McCarthy:** 81-44-0, .648, (incl. 6-4 postseason); 8th NFL season

**Jim Schwartz:** 25-44-0, .362, (incl. 0-1 postseason); 5th NFL season

**Head to Head:** McCarthy 7-1

**vs. Opponent:** McCarthy 13-1 vs. Lions; Schwartz 1-7 vs. Packers

**MIKE MCCARTHY...** Is in his eighth year as the Packers' 14th head coach.

- ▶ Joined Vince Lombardi and Mike Holmgren as the only coaches to guide the Packers to a Super Bowl title with a win over Pittsburgh in Super Bowl XLV.
- ▶ Has led the Packers to playoff appearances in five of his seven seasons at the helm, and the team's five postseason berths over the past six seasons are the most by an NFC team.
- ▶ Led Green Bay to 47 regular-season victories from 2009-12, the second most in the NFL over that span and the second most in franchise history over a four-year period.
- ▶ His .648 winning percentage (including playoffs) ranks No. 5 among active NFL coaches (min. 50 games).
- ▶ Was named Packers head coach on Jan. 12, 2006, his first head-coaching job after 13 years as an NFL assistant.
- ▶ Became the first Packers coach since Lombardi to lead the team to a championship game in his second season (2007).

**JIM SCHWARTZ...** Is in his fifth year as the Lions' 25th head coach.

- ▶ In 2011, guided the Lions to their first playoff appearance since 1999.
- ▶ Before coming to Detroit, spent 10 years with the Tennessee Titans, including the last eight as defensive coordinator.
- ▶ Broke into the NFL as a college and pro scout for the Cleveland Browns from 1993-95 before becoming a defensive assistant coach for the Ravens after the franchise moved to Baltimore.
- ▶ Coached as a graduate assistant and then position coach at four different colleges (Maryland, Minnesota, North Carolina Central, Colgate) after a playing career as a LB at Georgetown University.

**THE PACKERS-LIONS SERIES**

- ▶ No other NFL teams have played every year since 1932, when the Packers first met the Lions, then known as the Portsmouth (Ohio) Spartans. Including a pair of playoff clashes in the early 1990s, this week marks Game No. 168 in the all-time series.
- ▶ Green Bay has scored more points (3,509 in the regular season) against the Lions than any other franchise.
- ▶ The Packers have won 22 straight games over Detroit in Wisconsin, including a '94 playoff game. The streak spans eight Lions head coaches: Wayne Fontes (1992-96), Bobby Ross (1997-99), Gary Moeller (2000), Marty Mornhinweg (2001-02), Steve Mariucci (2003-04), Dick

Jauron (2005), Rod Marinelli (2006-08) and Schwartz (2009-12).  
▶ The 21 straight regular-season wins in Wisconsin ranks No. 1 among NFL streaks at one team's home field.

**NOTABLE CONNECTIONS**

Packers G T.J. Lang attended Brother Rice High School in Birmingham, Mich., and played at Eastern Michigan...Packers LB Nick Perry is a Detroit native and prepped at both Mackenzie High School and Martin Luther King High School...LB Brad Jones is a native of East Lansing, Mich. ...Packers head coach Mike McCarthy was Kansas City's QBs coach when Detroit defensive coordinator Gunther Cunningham held the same position with the Chiefs for four seasons (1995-98)...Cunningham was on the staff of the Hamilton Tiger-Cats (CFL) in 1981 when Packers offensive coordinator Tom Clements played QB for Hamilton and he was also on the Raiders staff when Packers assistant head coach/inside LBs Winston Moss played for them...Packers wide receivers coach Edgar Bennett and Lions GM Martin Mayhew were teammates for one season at Florida State...Packers quarterbacks coach Ben McAdoo began his college coaching career as a special teams/offensive assistant at Michigan State in 2001...Packers special teams assistant Chad Morton's older brother, Johnnie, played WR for the Lions for eight seasons (1994-2001)...Lions LB DeAndre Levy played collegiately at Wisconsin and attended Milwaukee Vincent High...Lions special teams coordinator John Bonamego held the same position with the Packers from 2003-05... Packers defensive line coach Mike Trgovac was a three-year starter (1978-80) at middle guard on the defensive line for the University of Michigan, where he played in three Rose Bowls...Trgovac also began his coaching career at Michigan as a graduate assistant from 1984-85... Packers special teams coordinator Shawn Slocum coached on the staff at Texas A&M when Lions LS Don Muhlbach played for the Aggies... Former college teammates include Packers LB Clay Matthews and Lions RB Reggie Bush (Southern California), Packers LB A.J. Hawk and Lions G Rob Sims (Ohio State), Packers DE Mike Daniels and CB Micah Hyde and Lions T Riley Reiff (Iowa), Packers LS Brett Goode and Lions CB Chris Houston (Arkansas), Packers CB Davon House and Lions CB Jonté Green (New Mexico State), Packers CB Sam Shields and Lions T Jason Fox (Miami), Packers DE Datone Jones and RB Johnathan Franklin and Lions TE Joseph Fauria (UCLA), Packers WR Randall Cobb and Lions G Larry Warford (Kentucky), and Packers DE Josh Boyd and Lions CB Darius Slay (Mississippi State).

**LAST MEETING, IN GREEN BAY**

- Dec. 9, 2012, at Lambeau Field; Packers won, 27-20.
- ▶ After touchdowns on each of the Lions' first two drives put Detroit up 14-0, the Packers scored 17 unanswered points on the way to the 27-20 victory in a snowy Sunday night contest.
  - ▶ With Green Bay trailing 14-3 with just more than six minutes remaining in the first half, Lions QB Matthew Stafford saw the ball slip out of his hand as he drew his arm back to throw, and rookie DE Mike Daniels scooped the fumble up and returned it 43 yards for a TD.
  - ▶ On Green Bay's opening drive of the second half, QB Aaron Rodgers capped the series off with a 27-yard TD run, the longest scoring run of his career and the longest by a Green Bay QB since Brett Favre's 36-yard TD run at Chicago on Oct. 31, 1994.
  - ▶ With the game tied at 17 early in the fourth quarter, RB DuJuan Harris scored on a 14-yard run as the Packers held a lead the rest of the way.
  - ▶ The Packers registered 140 yards rushing on 25 carries (5.6 avg.) with two TDs.



# LIONS AT PACKERS – WEEK 5

## HITTING TRIPLE DIGITS

In the Packers' Week 2 victory vs. Washington, WRs **James Jones** (178 yards) and **Randall Cobb** (128 yards) both registered single-game career highs for receiving yards.

- ▶ It was the second straight week that the offense featured a pair of 100-yard receivers, with Cobb (108) and WR **Jordy Nelson** (130) each eclipsing the 100-yard mark at San Francisco in Week 1.
- ▶ It marked the **first time in franchise history** that the Packers had a pair of 100-yard receivers in back-to-back games.
- ▶ With four 100-yard receivers so far this season, the Packers are **tied for No. 2 in the league** in the category:

<u>Team</u>	<u>100-Yard Receivers (2013)</u>
1. N.Y. Giants	5
<b>2t. Green Bay</b>	<b>4</b>
2t. Atlanta	4
2t. Detroit	4
2t. New Orleans	4

- ▶ Since 2008, the Packers have had a 100-yard receiver 47 times, with a season high of 10 in 2010. Green Bay had eight in 2008, nine in 2009, 10 in 2010, nine in 2011 and seven in 2012.

- ▶ The Packers rank No. 3 in the NFL in 100-yard receivers since 2008:

<u>Team</u>	<u>100-Yard Receivers (2008-13)</u>
1. New England	58
2. New Orleans	48
<b>3. Green Bay</b>	<b>47</b>
4. Atlanta	46
5. Houston	44

- ▶ A look at top seasons in franchise history as far as the number of 100-yard receivers:

<u>Season</u>	<u>100-Yard Receivers</u>
1. 1995	11
2. 2010	10
3t. Six seasons	9

- ▶ Green Bay has three wide receivers with 200-plus yards receiving this season, with Cobb leading the way (290) and Nelson (289) and Jones (212) behind him. The Packers are one of three teams (Denver, Pittsburgh) to have three WRs with 200-plus receiving yards this season.
- ▶ The Packers' WRs have accounted for 799 yards and six TDs this season:

<u>Team</u>	<u>Receiving Yards/Game (WRs)</u>
1. Denver	267.0
<b>2. Green Bay</b>	<b>266.3</b>
3. Pittsburgh	229.5

<u>Team</u>	<u>Receiving TDs (WRs)</u>
1. Denver	12
<b>2t. Green Bay</b>	<b>6</b>
2t. San Diego	6

## FIRST THINGS FIRST

Through the first three games this season, Green Bay has averaged 454.7 yards per game, good for No. 3 in the league. Some of that success can be attributed to the Packers' production on first down.

- ▶ The Packers have averaged 7.26 yards on first down this season, good for **No. 1 in the league**:

<u>Team</u>	<u>Avg. On First Down</u>
<b>1. Green Bay</b>	<b>7.26</b>
2. Philadelphia	6.97
3. San Diego	6.58
4. Denver	6.49
5. N.Y. Giants	6.07

- ▶ The Packers finished No. 9 in the NFL in the category in 2010 (5.75 avg.), No. 6 in 2011 (6.29 avg.) and No. 30 last season (4.79 avg.).

- ▶ Of Green Bay's 99 first-down plays this season, 53 of them have resulted in gains of at least 4 yards, a 53.5 percentage that ranks No. 5 in the NFL:

<u>Team</u>	<u>4-Plus Yards On 1st Down</u>
1. San Diego	60.3
2. Washington	56.5
3. Dallas	55.5
4. New Orleans	54.8
<b>5. Green Bay</b>	<b>53.5</b>

- ▶ Green Bay has posted 78 first downs in its first three games, an average of 26.0 per game that ranks No. 2 in the league this season:

<u>Team</u>	<u>First Downs/Game</u>
1. Denver	28.3
<b>2. Green Bay</b>	<b>26.0</b>
3. Houston	24.5
4. San Diego	23.3
5. Carolina	23.0

- ▶ The Packers have posted at least 23 first downs in each of their last five regular-season games, the **longest streak by the club in franchise history**.

- ▶ Green Bay has finished in the top 10 in the league in total first downs each of the last two seasons, checking in at No. 5 in the NFL in 2011 with 353 and tied for No. 7 in 2012 with 341.

- ▶ The Packers rank No. 7 in the league in total first downs since 2011:

<u>Team</u>	<u>First Downs (Since 2011)</u>
1. New England	920
2. New Orleans	857
3. Detroit	822
4. Denver	779
5t. Atlanta	778
5t. Philadelphia	778
<b>7. Green Bay</b>	<b>772</b>



## LIONS AT PACKERS – WEEK 5

### BREAKING DOWN THE ROSTER

The Packers' current 53-man roster is composed of 23 offensive players, 27 defensive players and three specialists.

- ▶ Of the 53 players on Green Bay's roster, 33 of them (62.3 percent) were drafted by the Packers.
- ▶ With nine non-drafted free agents on the roster having entered the league with Green Bay, 42 of the 53 players (79.2 percent) began their pro careers with the Packers.
- ▶ Nearly half of the players (26 of 53, 49.1 percent) on Green Bay's roster entered the league as a sixth-round or seventh-round pick or as an undrafted player. More than a third of the players (18, 34.0 percent) on the roster were not drafted.
- ▶ Only 15 of the 53 players on the roster (28.3 percent) were selected in the first three rounds of the draft.
- ▶ Of the 53 players on the roster, 44 of them (83.0 percent) are 28 years old or younger.

#### GREEN BAY'S ROSTER ...

##### BY AGE (as of Oct. 1)

21-24	23 players	29-32	7 players
25-28	21 players	33-plus	2 players

##### BY EXPERIENCE

R-1	13 players	6-9	11 players
2-3	12 players	10-plus	2 players
4-5	15 players		

##### BY DRAFT ROUND

1st	7 players	6th/7th	8 players
2nd/3rd	8 players	Undrafted	18 players
4th/5th	12 players		

- ▶ Of the 53 players on the Packers' Week 1 roster, 50 of them had never seen regular-season action with another NFL team. According to the Elias Sports Bureau, that ranked **No. 1 in the league** this season:

Team	Week 1 Roster
1. Green Bay	50
2. Atlanta	44
3. Dallas	41
4t. Houston, New England, St. Louis	40

- ▶ The Packers had three rookie free agents make the Week 1 roster (S **Chris Banjo**, LB **Andy Mulumba**, G **Lane Taylor**), one that features 11 rookies overall. Green Bay has had at least three non-drafted free agents make the opening-day roster each of the last four seasons.
- ▶ With the three rookie free agents on the opening-day roster this season, it brought the Packers' four-year total (2010-13) to 13 undrafted free agents on the Week 1 roster. According to Elias, that is tied for the third most in the NFL over that span:

Team	Rookie FAs/Week 1 Roster (2010-13)
1. St. Louis	17
2. Cleveland	16
3t. Green Bay	13
3t. Jacksonville	13
3t. New England	13

### HOME COOKING

The Packers have won 21 of their last 22 and 27 of their last 29 games at Lambeau Field in the regular season.

- ▶ Green Bay's .931 winning percentage (27-2) at home since Week 10 of 2009 ranks **No. 1 in the NFL** over that span:

Team	W-L Record	Pct.
1. Green Bay	27-2	.931
2. New England	26-3	.897
3. Baltimore	26-4	.867

- ▶ The Packers have averaged 32.0 points per game at home since 2009, **No. 1 in the league** over that span. Green Bay has posted 30-plus points in 16 of 33 home games since '09 and nine 40-point games.

Team	Points Per Game/Home (Since 2009)
1. Green Bay	32.0
2. New England	31.8
3. New Orleans	31.1

- ▶ The defense has done its part as well at home since 2009, generating 79 turnovers at Lambeau Field. With Green Bay's offense posting only 34 giveaways over that span, the Packers have a plus-45 turnover ratio at home, **No. 1 in the league** since '09.

Team	TO Differential/Home (Since 2009)
1. Green Bay	plus-45
2. New England	plus-42
3. San Francisco	plus-39

- ▶ With the 79 takeaways at home since 2009, the Packers rank **No. 1 in the league** in that category:

Team	Takeaways/Home (Since 2009)
1. Green Bay	79
2. Chicago	78
3. Seattle	76

- ▶ Green Bay has generated at least two takeaways in 23 of 33 home games since 2009. The Packers have a 22-1 mark (.956) in those games. The Packers have posted two takeaways at Lambeau Field in four of their last five regular-season contests.
- ▶ The Packers' win over Tennessee last year in Week 16 gave the team its third straight season with at least seven wins at home. It marked the second-longest streak in franchise history behind only a span of five straight seasons (1994-98) with seven or more victories at home.
- ▶ A look at the most home victories over a three-season span in franchise history:

Seasons	Home Wins
1t. 1995-97, 1996-98	23
3t. 1994-96, 2010-12	22
5t. 2000-02, 2009-11	21





# LIONS AT PACKERS – WEEK 5

**PUT IT ON THE BOARD**

The Packers have scored 96 points in the opening three games, a 32.0-point average that ranks No. 2 in the NFL.

- ▶ For Green Bay, it marks the second time in the past three seasons that it has scored at least 95 points in the opening three games of the season. The Packers scored 99 in the first three contests of 2011.

▶ A look at the top scoring averages in the league through Week 4:

<u>Team</u>	<u>Points/Game (2013)</u>
1. Denver	44.8
<b>2. Green Bay</b>	<b>32.0</b>
3. Chicago	31.8

- ▶ Green Bay ranked No. 5 in scoring in 2012 (27.1), the sixth consecutive campaign (2007-12) that it finished in the top 10 in the league in scoring. The Packers were joined by New England as the only teams to accomplish that feat over the past six seasons:

<u>Team</u>	<u>Points/Game (2012)</u>
1. New England	34.8
2. Denver	30.1
3. New Orleans	28.8
4. Washington	27.3
<b>5. Green Bay</b>	<b>27.1</b>

- ▶ The Packers' scoring average from 2011-12 was the best in franchise history over a two-year span since the team entered the NFL in 1921:

<u>Seasons</u>	<u>Points/Game</u>
<b>1. 2011-12</b>	<b>31.0</b>
2. 2010-11	29.6
3. 1961-62	28.8

**CONSISTENCY AT HOME**

The Packers have scored at least 22 points in every regular-season game at Lambeau Field over the past two-plus seasons, a stretch of 17 games that is the longest current streak in the league.

- ▶ A look at the longest current home streaks in the NFL:

<u>Team</u>	<u>22-Plus Points (Consec. Games)</u>
<b>1. Green Bay</b>	<b>17</b>
2. Denver	11
3. Dallas	8

- ▶ The Packers' streak of 17 straight games with at least 22 points at home is the **longest in franchise history** and the longest in the league since New Orleans posted a 20-game streak at home from 2007-09.

- ▶ Green Bay has posted a league-high nine games with 35-plus points at home since 2011:

<u>Team</u>	<u>35-Point Games/Home</u>
<b>1. Green Bay</b>	<b>9</b>
2. New Orleans	7
3. N.Y. Giants	6

**PROLIFIC PACKERS**

Over the past three-plus seasons, Green Bay has been one of the most productive offenses in the NFL.

- ▶ A glance at where the Packers rank in several offensive categories **since 2010**:

<u>Team</u>	<u>Points Per Game</u>
1. New England	32.3
<b>2. Green Bay</b>	<b>29.0</b>
3. New Orleans	28.8

<u>Team</u>	<u>30-Point Games</u>
1. New England	34
2. New Orleans	26
<b>3. Green Bay</b>	<b>23</b>

<u>Team</u>	<u>40-Point Games</u>
<b>1t. Green Bay</b>	<b>10</b>
1t. New England	10
3. New Orleans	7

<u>Team</u>	<u>Total Touchdowns</u>
1. New England	201
<b>2. Green Bay</b>	<b>181</b>
3. New Orleans	180

<u>Team</u>	<u>Passing Touchdowns</u>
1. New Orleans	132
<b>2. Green Bay</b>	<b>130</b>
3. New England	117

<u>Team</u>	<u>Net Yards Per Game</u>
1. New Orleans	417.0
2. New England	403.5
3. Philadelphia	386.8
4. Detroit	383.1
5. Houston	379.5
<b>6. Green Bay</b>	<b>379.0</b>

<u>Team</u>	<u>Net Passing Yards/Game</u>
1. New Orleans	310.3
2. Detroit	284.4
3. New England	280.0
<b>4. Green Bay</b>	<b>276.0</b>
5. Dallas	267.8

- ▶ A look at Green Bay's regular-season record **since 2006** by point total:

<u>Points Scored</u>	<u>GB Record Since 2006</u>
30-plus	44-4 (.917)
21-29	23-16 (.590)
11-20	5-12 (.294)
10 or less	3-8 (.273)



## LIONS AT PACKERS – WEEK 5

### GRINDING IT OUT

In their Week 3 loss at Cincinnati, the Packers rushed for 182 yards on 30 carries (6.1 avg), a rushing total that was the highest mark posted by Green Bay since a 202-yard outing at Cleveland on Oct. 25, 2009.

► A look at the top rushing performances by the Packers since 2009:

<u>Opponent</u>	<u>Rushing Yards</u>
1. at Cleveland, 10/25/09	202
<b>2. at Cincinnati, 9/22/13</b>	<b>182</b>
3. vs. Arizona, 11/4/12	176

► Green Bay's rushing average of 6.07 yards per carry was the second highest posted by the team in a game with 20 attempts since 2009:

<u>Opponent</u>	<u>Rushing Avg.</u>
1. at Indianapolis, 10/7/12	6.21
<b>2. at Cincinnati, 9/22/13</b>	<b>6.07</b>
3. at Carolina, 9/18/11	5.90

► In three games this season, the Packers have rushed for 384 yards on 73 carries (5.26 avg). That includes 135-plus yards in each of the last two games.

► Green Bay's average of 5.26 yards per carry ranks No. 2 in the NFL through Week 4:

<u>Team</u>	<u>Rushing Avg.</u>
1. Philadelphia	6.10
<b>2. Green Bay</b>	<b>5.26</b>
3. Oakland	5.00
4. Indianapolis	4.94
5. Washington	4.76

► The Packers rank No. 9 in the league with an average of 128.0 rushing yards per game, the highest league ranking for Green Bay at any point in a season since it checked in at tied for No. 8 in the NFL through Week 1 of 2010:

<u>Team</u>	<u>Rushing Yards (Per Game)</u>
1. Philadelphia	198.3
2. Buffalo	152.0
3. Carolina	151.0
4. Indianapolis	149.5
5. Seattle	144.3
6. Oakland	137.5
7. Houston	134.3
8. San Francisco	131.0
<b>9. Green Bay</b>	<b>128.0</b>
10. Minnesota	126.8

► Green Bay has had a 100-yard rusher in each of the last two games, with **James Starks** posting 132 yards vs. Washington in Week 2 and **Johnathan Franklin** recording 103 yards at Cincinnati in Week 3. It marked the first time since 2007 (Ryan Grant and Brandon Jackson, Weeks 16/17) that the Packers had a different RB rush for 100 yards in back-to-back games.

### PRODUCTION APLENTY INSIDE THE 20

The Packers are off to a good start in the red zone again this season, checking in at tied for No. 8 in the league through Week 4. Green Bay has scored TDs on nine of 14 opportunities in the opening three games:

<u>Team</u>	<u>Red-Zone TD Efficiency</u>
1. Miami	81.8
2. Denver	81.3
3. Carolina	71.4
4. St. Louis	70.0
5t. Cincinnati, Cleveland, Houston	66.7
8t. <b>Green Bay</b> , San Diego	64.3

► Green Bay ranked No. 3 in the NFL red-zone TD percentage (68.1) in 2012, converting on 32 of 47 opportunities:

<u>Team</u>	<u>Red-Zone TD Efficiency (2012)</u>
1. New England	70.0 (49-70)
2. New Orleans	68.4 (39-57)
<b>3. Green Bay</b>	<b>68.1 (32-47)</b>

► According to STATS LLC, it was the Packers' best red-zone season since 1995. Since 1995, four of the top six season marks have come under Head Coach **Mike McCarthy's** direction:

<u>Season</u>	<u>Red-Zone TD Efficiency</u>
<b>1. 2012</b>	<b>68.09 (32-47)</b>
2. 1995	66.67 (40-60)
3. 2004	65.38 (34-52)
<b>4. 2011</b>	<b>65.15 (43-66)</b>
<b>5. 2008</b>	<b>60.42 (29-48)</b>
<b>6. 2010</b>	<b>60.38 (32-53)</b>

► Including its two playoff contests in 2012, Green Bay has scored touchdowns on **26 of its last 34 trips** (76.5 percent) inside the red zone over its last eight games.

► In 2011, the Packers ranked **No. 1 in the NFC** and **No. 3 in the NFL** in red-zone efficiency:

<u>Team</u>	<u>Red-Zone TD Efficiency (2011)</u>
1. N.Y. Jets	65.5 (36-55)
2. New England	65.3 (47-72)
<b>3. Green Bay</b>	<b>65.2 (43-66)</b>

► Last season marked the fifth straight top-10 finish in the category for the Packers. In 2010, Green Bay checked in at No. 6 in the NFL at 60.4. The team finished No. 9 in 2009 (54.8) and No. 6 in 2008 (60.4).

► Green Bay was the **only team in the NFL** to finish in the top 10 in red-zone efficiency each year from 2008-12.

► A look at the top red-zone percentages in the league **since 2008**:

<u>Team</u>	<u>Red-Zone TD Efficiency</u>
<b>1. Green Bay</b>	<b>61.7 (179-290)</b>
2. Indianapolis	60.8 (158-260)
3. Detroit	59.5 (144-242)





## LIONS AT PACKERS – WEEK 5

### NOT IN A GIVING MOOD

Since 2009, Green Bay has turned the ball over only 75 times, which ranks **No. 2 in the NFL** over that span:

<u>Team</u>	<u>Total Giveaways Since 2009</u>
1. New England	69
<b>2. Green Bay</b>	<b>75</b>
3. San Francisco	82
4. Atlanta	86
5t. Baltimore, Houston	90

►The three best giveaway seasons in franchise history have come under Head Coach **Mike McCarthy's** direction:

<u>Season</u>	<u>Total Giveaways</u>
<b>1. 2011</b>	<b>14</b>
<b>2t. 2009, 2012</b>	<b>16</b>
4. 1972	19

►Green Bay has registered 22 zero-turnover games since 2009, No. 3 in the NFL over that span:

<u>Team</u>	<u>Zero-Turnover Games Since 2009</u>
1. New England	29
2. San Francisco	24
<b>3. Green Bay</b>	<b>22</b>
4. Baltimore	20
5. Atlanta	19

►The Packers and the 49ers were the only teams in the NFL to have at least four zero-turnover games each of the past four seasons (2009-12).

►The Packers' 52 giveaways from 2010-12 matched the franchise record for the fewest over a three-year span in franchise history, tying the mark set from 2009-11.

►Green Bay turned the ball over just 16 times last season, which was **tied for No. 2 in the league**:

<u>Team</u>	<u>Total Giveaways (2012)</u>
1. Washington	14
<b>2t. Green Bay</b>	<b>16</b>
2t. Baltimore	16
2t. New England	16
2t. San Francisco	16

►Green Bay is 53-16 (.768) in the regular season under **Mike McCarthy** when it doesn't have a giveaway or turns it over just once. A look at the Packers' record by the number of giveaways they have in a game since 2006:

<u>Giveaways In Game</u>	<u>GB Record Since 2006</u>
None	27-5 (.844)
One	26-11 (.703)
Two	17-13 (.567)
Three-plus	5-11 (.313)

### OUTSIDE THE ZONE

In addition to their red-zone success last season, the Packers also displayed a high level of production outside that area in 2012.

►Green Bay ranked **No. 1 in the league** for the second straight season in scoring and total TDs outside the red zone:

<u>Team</u>	<u>Pts. Outside Red Zone (2012)</u>
<b>1. Green Bay</b>	<b>155</b>
2. Washington	151
3. Tampa Bay	144

<u>Team</u>	<u>TDs Outside Red Zone (2012)</u>
<b>1. Green Bay</b>	<b>17</b>
2. Washington	16
3t. Carolina, New Orleans	14

►The Packers have scored 17 points outside the red zone this season, which is tied for No. 21 in the league through Week 4.

►In 2011, the Packers led the NFL in both scoring outside the red zone (154 points) and TDs outside the red zone (20).

►By doing so in 2011 and 2012, the Packers became the **first NFL team** to register back-to-back 150-point seasons outside the red zone since the statistic began to be recorded by STATS LLC in 1995.

►Green Bay ranks **No. 1 in the NFL** with 326 points outside the red zone since 2011:

<u>Team</u>	<u>Pts. Outside Red Zone (Since 2011)</u>
<b>1. Green Bay</b>	<b>326</b>
2. New Orleans	301
3. Denver	274
4. Dallas	270
5. Carolina	261

►The Packers have finished in the top 10 in the league in scoring outside the red zone in five of the last six seasons, checking in at No. 2 in 2007 (150 points), tied for No. 10 in 2008 (103 points) and No. 3 in 2009 (134 points).

►A look at the top scoring seasons outside the red zone recorded by the Packers **since 1995** (according to STATS LLC):

<u>Season</u>	<u>Points Outside Red Zone</u>
<b>1. 2012</b>	<b>155</b>
2. 2011	154
3. 2007	150
4. 2001	145
5. 1998	141

<u>Season</u>	<u>TDs Outside Red Zone</u>
1. 2011	20
<b>2. 2012</b>	<b>17</b>
3t. 1998, 2001, 2003, 2007, 2009	16



## LIONS AT PACKERS – WEEK 5

### AT THE HELM

Having led Green Bay to the playoffs in five of his seven seasons as head coach, **Mike McCarthy** is joined by Vince Lombardi and Mike Holmgren as the only coaches to guide the Packers to a Super Bowl win with a victory over Pittsburgh in Super Bowl XLV.

- ▶ McCarthy joined Pittsburgh's Bill Cowher (2005) as the only Super Bowl-winning coaches to lead their respective teams to three road wins as the No. 6 seed in the postseason en route to a world title.
- ▶ Including playoffs, McCarthy has an 81-44 record since taking over as head coach in 2006, a .648 winning percentage that ranks **No. 5 among current NFL head coaches** (minimum 50 games):

<u>Coach</u>	<u>Winning Pct.</u>
1. John Harbaugh, BAL	.670 (65-32)
2. Bill Belichick, CLE/NE	.657 (209-109)
3. Sean Payton, NO	.657 (71-37)
4. Mike Smith, ATL	.652 (58-31)
<b>5. Mike McCarthy, GB</b>	<b>.648 (81-44)</b>

- ▶ McCarthy's .600 winning percentage in the playoffs (6-4) ranks No. 3 in franchise history:

<u>Coach</u>	<u>Playoff Winning Pct.</u>
1. Vince Lombardi, 1959-67	.900 (9-1)
2. Mike Holmgren, 1992-98	.643 (9-5)
<b>3. Mike McCarthy, 2006-13</b>	<b>.600 (6-4)</b>

- ▶ With 81 overall wins, McCarthy ranks No. 4 in team history:

<u>Coach</u>	<u>Overall Wins</u>
1. Curly Lambeau, 1921-49	212
2. Vince Lombardi, 1959-67	98
3. Mike Holmgren, 1992-98	84
<b>4. Mike McCarthy, 2006-13</b>	<b>81</b>
5. Mike Sherman, 2000-05	59

- ▶ McCarthy won his 75th career game (including playoffs) at Detroit in Week 11 of 2012, tying Kansas City's Andy Reid for the fastest to 75 wins among active NFL head coaches. It is the third fastest in team history:

<u>Coach</u>	<u>Games Needed For 75 Wins</u>
<b>1t. Mike McCarthy, GB</b>	<b>114</b>
1t. Andy Reid, PHI/KC	114
3. Mike Shanahan, OAK/DEN/WAS	119
4. Tom Coughlin, JAX/NYG	140

<u>Coach</u>	<u>Games Needed For 75 Wins</u>
1. Vince Lombardi	102
2. Mike Holmgren	111
<b>3. Mike McCarthy</b>	<b>114</b>
4. Curly Lambeau	117

- ▶ McCarthy has guided the Packers to four seasons with 11-plus wins (2007, 2009, 2011-12). That is tied with Lombardi (1961-63, 1966) and Holmgren (1995-98) for the **most by a coach in franchise history**.

- ▶ Since McCarthy took over in 2006, the Packers rank **No. 3 in the NFL** in regular-season winning percentage:

<u>Team</u>	<u>Winning Pct.</u>
1. New England	.793 (92-24)
2. Indianapolis	.664 (77-39)
<b>3. Green Bay</b>	<b>.652 (75-40)</b>
4. Baltimore	.638 (74-42)
5. New Orleans	.629 (73-43)

### WINNING WAYS

With a win in Week 15 at Chicago in 2012, Green Bay posted its fourth straight 10-win season, tying a franchise record (1929-32, 1995-98, 2001-04).

- ▶ A victory vs. Tennessee in Week 16 brought the Packers' win total from 2009-12 to 47, which ranks second in franchise history:

<u>Seasons</u>	<u>Regular-Season Wins</u>
1. 1995-98	48
<b>2. 2009-12</b>	<b>47</b>
3. 1994-97	46

- ▶ Green Bay and New England were the only two teams in the league to win at least 10 regular-season games each of the last four seasons (2009-12).
- ▶ A look at the top regular-season win totals in the league since 2009:

<u>Team</u>	<u>Regular-Season Wins (Since 2009)</u>
1. New England	52
2t. <b>Green Bay</b> , New Orleans	48
4. Atlanta	46

### MAKING GAINS

In the first three games this season, Green Bay's offense has been effective when it comes to generating big gains, with 18 plays of 20-plus yards (15 passes/three runs) and 50 of 10-plus yards (39 passes/11 runs).

- ▶ Green Bay is **No. 2 in the league** in plays of 20-plus yards per game and ranks **No. 5 in the NFL** in plays of 10-plus yards per game:

<u>Team</u>	<u>Plays of 20-Plus Yards/Game</u>
1. Philadelphia	7.8
<b>2. Green Bay</b>	<b>6.0</b>
3. Pittsburgh	5.5

<u>Team</u>	<u>Plays of 10-Plus Yards/Game</u>
1. Denver	19.3
2. Houston	17.8
3t. New Orleans, Washington	17.3
<b>5. Green Bay</b>	<b>16.7</b>

- ▶ The big plays have helped the Packers average 6.65 yards per play so far this season, which ranks **No. 3 in the NFL**:

<u>Team</u>	<u>Yards Per Play (2013)</u>
1. Philadelphia	6.87
2. Denver	6.80
<b>3. Green Bay</b>	<b>6.65</b>





## LIONS AT PACKERS – WEEK 5

### STOUT UP FRONT

The Packers have held their opponents to less than 110 net rushing yards in all three games this season, allowing an average of 93.3 yards per game on the ground.

- ▶ Green Bay checks in at **No. 8 in the league** in rushing defense through Week 4:

Team	Rushing Yards Allowed/Game
1. Denver	74.0
2. Arizona	75.0
3. Dallas	77.8
4. Cleveland	79.0
5. N.Y. Jets	79.3
6. Atlanta	92.3
7. Carolina	93.0
<b>8. Green Bay</b>	<b>93.3</b>
9. Tampa Bay	94.3
10. Miami	98.5

- ▶ The Packers have allowed 3.73 yards per carry, good for **No. 9 in the NFL** this season:

Team	Opp. Yards Per Carry
1. Cleveland	2.87
2. N.Y. Jets	3.02
3. Arizona	3.03
4. Denver	3.22
5. San Francisco	3.50
6. Baltimore	3.53
7. Tampa Bay	3.70
8. Carolina	3.72
<b>9. Green Bay</b>	<b>3.73</b>
10. Pittsburgh	3.81

- ▶ The Packers led the league in rushing defense in 2009 by allowing an average of 83.3 yards per game that set a franchise record. Green Bay ranked No. 18 in 2010 (114.9 ypg), No. 14 in 2011 (111.8 ypg) and No. 17 last season (118.5 ypg).
- ▶ Since defensive coordinator **Dom Capers** took over in 2009, the Packers rank No. 10 in the NFL in rushing defense with an average of 106.5 yards allowed per game.
- ▶ A look at Green Bay's regular-season record since 2009 by rushing yards allowed:

Rushing Yards Allowed	GB Record Since 2009
Less than 75	14-3 (.824)
75-99	12-4 (.750)
100-124	14-4 (.778)
125-149	4-3 (.571)
150-plus	4-5 (.444)

- ▶ The Packers have a 40-11 mark (.784) since 2009 when they allow less than 125 yards rushing.

### KEEPING THEM OUT

Since defensive coordinator **Dom Capers** joined the staff in 2009, the Packers have been one of the best defenses in the league when it comes to points and touchdowns allowed.

- ▶ The Packers rank **No. 5 in the league** in scoring defense and **No. 5** in overall touchdowns allowed **since 2009**:

Team	Points Allowed/Game
1. Pittsburgh	17.8
2. San Francisco	18.0
3. Baltimore	18.1
4. New England	19.5
<b>5. Green Bay</b>	<b>19.7</b>

Team	Overall TDs Allowed
1. Baltimore	122
2. Pittsburgh	127
3. San Francisco	128
<b>4. Green Bay</b>	<b>150</b>
5. Chicago	152

- ▶ Green Bay's defense has been particularly stingy when it comes to rushing TDs given up, ranking No. 2 in the NFL in that category since '09:

Team	Rushing TDs Allowed
1. Pittsburgh	34
<b>2. Green Bay</b>	<b>36</b>
3. San Francisco	37
4t. Baltimore	39
4t. Minnesota	39

- ▶ The Packers allowed an average of 21.0 points per game last season, which ranked **No. 11 in the league**.
- ▶ The Packers allowed 101 touchdowns from 2009-11, the **fewest allowed by the team over a three-year span** since Green Bay gave up 99 touchdowns from 2001-03.
- ▶ In 2011, the Packers ranked No. 19 in the league in scoring defense at 22.4 points per game.
- ▶ That came on the heels of a 2010 Super Bowl campaign that saw Green Bay finish No. 2 in the NFL at 15.0 points per game, the team's best scoring-defense mark since its Super Bowl title team of 1996 (13.1 ppg.).
- ▶ It was the second consecutive top-10 finish in scoring defense for the Packers after they ranked No. 7 in the league in 2009 at 18.6 ppg.
- ▶ Green Bay is 53-9 (.855) under Head Coach **Mike McCarthy** when it allows 20 or fewer points and 71-18 (.798) when it allows less than 30 points. A look at the Packers' regular-season record **since 2006** by points allowed:

Points Allowed	GB Record Since 2006
10 or less	20-1 (.952)
11-20	33-8 (.805)
21-29	18-9 (.667)
30-plus	4-22 (.154)



## LIONS AT PACKERS – WEEK 5

### DIFFERENTIAL MAKES A DIFFERENCE

The Packers finished the 2012 season ranked No. 10 in the NFL with a plus-7 turnover differential:

<u>Team</u>	<u>Turnover Margin (2012)</u>
1. New England	plus-25
2. Chicago	plus-20
3. Washington	plus-17
4. N.Y. Giants	plus-14
5t. Atlanta, Seattle	plus-13
7. Houston	plus-12
8t. Cleveland, San Francisco	plus-9
<b>10. Green Bay</b>	<b>plus-7</b>

- ▶ Green Bay has finished in the top 10 in the league in turnover differential each of the past six seasons (2007-12), the **only team in the NFL** to accomplish that feat over that span. The Packers are tied for No. 21 in the league this season with a turnover differential of minus-2.
- ▶ The Packers either won the turnover battle or came out even in the category in **every game in 2011**. They were the **only team in the NFL** to accomplish that feat in 2011.
- ▶ Green Bay has won the turnover battle or come out even in 31 of its last 37 games (Week 1 vs. San Francisco, Week 4 vs. New Orleans, Week 12 at the N.Y. Giants, Week 15 at Chicago, Week 17 at Minnesota last season, Week 1 at San Francisco this season the lone exceptions).
- ▶ Green Bay ranked **No. 2 in the league** in 2011 with a plus-24 turnover differential, trailing only San Francisco (plus-28). That mark was tied for No. 2 in franchise history. Two of the top five ratios have come under Head Coach **Mike McCarthy**:

<u>Season</u>	<u>Turnover Margin</u>
1. 1943	plus-26
2t. 1941	plus-24
2t. 1965	plus-24
<b>2t. 2009</b>	<b>plus-24</b>
<b>2t. 2011</b>	<b>plus-24</b>

- ▶ A look at where Green Bay ranks in the category since 2009:

<u>Team</u>	<u>Turnover Margin (Since 2009)</u>
1. New England	plus-80
<b>2. Green Bay</b>	<b>plus-63</b>
3. San Francisco	plus-41

- ▶ During McCarthy's tenure, the Packers have a 56-6 (.903) regular-season record when they come out ahead in the game in turnover ratio, and a 8-24 (.250) mark when they lose the takeaway battle:

<u>Turnover Margin</u>	<u>GB Record Since 2006</u>
minus-3 or worse	0-2 (.000)
minus-2	2-9 (.182)
minus-1	6-13 (.316)
even	11-10 (.524)
plus-1	25-3 (.893)
plus-2	14-1 (.933)
plus-3 or more	17-2 (.895)

### PICKING PACK

The Packers have finished in the top eight in the league in INTs every season under Head Coach **Mike McCarthy** (2006-12), the **only team in the league** to do so over that span. Green Bay has two INTs in the first three games this season, which is tied for No. 23 in the NFL.

- ▶ The Packers lead the NFL with 51 interceptions since 2011:

<u>Team</u>	<u>Interceptions (Since 2011)</u>
<b>1. Green Bay</b>	<b>51</b>
2. Chicago	50
3. New England	48

- ▶ In 2011, the Packers led the league in interceptions (31) for the second time in three seasons (2009).
- ▶ Green Bay's interception total in 2011 was the best by the team since the 1970 AFL-NFL merger and the most since the Packers also recorded 31 INTs in 1962. A look at the best team totals since 1970:

<u>Season</u>	<u>Interceptions</u>
<b>1. 2011</b>	<b>31</b>
2t. 1981	30
2t. 2009	30

- ▶ The Packers' two INTs for touchdowns in Week 9 at San Diego in 2011 gave them three for the season, their franchise-record fourth straight season recording at least three interception returns for TDs. The last NFL team to register four straight seasons with at least three INT returns for TDs was the Los Angeles Rams from 1983-86.
- ▶ The Packers' 1,948 INT return yards from 2008-11 were the **most by an NFL team over a four-year period since the merger**. A look at where Green Bay ranks in several interception categories **since 2008**:

<u>Team</u>	<u>Interceptions</u>
<b>1. Green Bay</b>	<b>127</b>
2. Chicago	106
3. New England	105

<u>Team</u>	<u>Interception TDs</u>
<b>1t. Green Bay</b>	<b>17</b>
1t. Chicago	17
3. Tampa Bay	15

<u>Team</u>	<u>INT Return Yardage</u>
<b>1. Green Bay</b>	<b>2,200</b>
2. Tampa Bay	1,719
3. Tennessee	1,613

- ▶ During McCarthy's tenure, the Packers have a 43-7 (.860) regular-season record when they post at least two INTs. A look at Green Bay's record since 2006 by the number of interceptions they had in the game:

<u>Interceptions</u>	<u>GB Record Since 2006</u>
Zero	6-19 (.240)
One	26-14 (.650)
Two	25-4 (.862)
Three	11-3 (.786)
Four-plus	7-0 (1.000)





## LIONS AT PACKERS – WEEK 5

### TAKE IT AWAY NOW

Since Head Coach **Mike McCarthy** took over in 2006, Green Bay has been one of the most productive teams in the league when it comes to taking the ball away from its opponents.

- ▶ Last season, Green Bay recorded 23 takeaways (tied for No. 18 in the NFL). The Packers have generated 227 takeaways since '06, **No. 3 in the league** over that span:

<u>Team</u>	<u>Total Takeaways Since 2006</u>
1. Chicago	261
2. New England	237
<b>3. Green Bay</b>	<b>227</b>
4. Baltimore	213
5. N.Y. Giants	211

- ▶ Since **Dom Capers** took over as defensive coordinator in 2009, the Packers have posted at least 32 takeaways in three of four seasons (2009-11):

<u>Team</u>	<u>Total Takeaways Since 2009</u>
1. Chicago	152
2. New England	149
<b>3. Green Bay</b>	<b>138</b>
4. N.Y. Giants	136
5t. Atlanta, San Francisco	123

- ▶ Green Bay's takeaway total of 110 from 2009-11 was the best three-year mark by the club since it generated 116 turnovers from 2001-03.
- ▶ The Packers have a **55-13 record** (.809) when they record **at least two takeaways** in a game under McCarthy. A look at the Packers' record by the number of takeaways they have in a game since 2006:

<u>Takeaways In Game</u>	<u>GB Record Since 2006</u>
None	1-14 (.067)
One	19-13 (.594)
Two	24-7 (.774)
Three-plus	31-6 (.838)

- ▶ Since 2008, the Packers have registered at least 100 takeaway points in four of five seasons. The lone exception was in 2012, when Green Bay registered 53 takeaway points.
- ▶ A glance at the top takeaway point totals in the league since 2008:

<u>Team</u>	<u>Takeaway Points (Since 2008)</u>
1. New England	587
<b>2. Green Bay</b>	<b>560</b>
3. Baltimore	542
4. New Orleans	538
5. Chicago	525

- ▶ The Packers have finished in the top five in the league in takeaway points in four of the last five seasons, checking in at No. 1 in 2008 (124 points), tied for No. 1 in 2009 (141 points), No. 5 in 2010 (111 points) and No. 5 in 2011 (118 points).

### SELECT COMPANY

By starting against the 49ers in the season opener at San Francisco, **David Bakhtiari** became just the fourth Green Bay rookie to start at left tackle in Week 1 since the AFL-NFL merger in 1970 and the first to do so since 1985.

- ▶ A look at the four Green Bay rookies who have started at LT in the season opener since the 1970 merger:

<u>Player</u>	<u>Date/Opponent</u>
Bill Bain	Sept. 21, 1975, vs. Detroit
Mark Koncar	Sept. 12, 1976, vs. San Francisco
Ken Ruettggers	Sept. 8, 1985, at New England
<b>David Bakhtiari</b>	<b>Sept. 8, 2013, at San Francisco</b>

- ▶ Bakhtiari was drafted by the Packers in the fourth round (109th overall) out of the University of Colorado. Of the four players to start at LT in Week 1 for the Packers since the merger, he is the only one not to be drafted in the first two rounds. Ruettggers (No. 7 overall) and Koncar (No. 23 overall) were first-round picks and Bain was a second-round selection (No. 47 overall).
- ▶ Bakhtiari was the **only rookie in the league** to start at left tackle in Week 1 this season.

### GETTING THE CALL

When RB **Eddie Lacy** got the start in Week 1 at San Francisco, he became just the third Green Bay rookie to start at running back in a season opener since the 1970 AFL-NFL merger.

- ▶ A look at the three Green Bay rookies who have started at RB in the season opener since the 1970 merger:

<u>Player</u>	<u>Date/Opponent</u>
John Brockington	Sept. 19, 1971, vs. N.Y. Giants
Brandon Jackson	Sept. 9, 2007, vs. Philadelphia
<b>Eddie Lacy</b>	<b>Sept. 8, 2013, at San Francisco</b>

- ▶ Lacy posted an even more rare feat when he scored on a 2-yard run in the fourth quarter. According to the Elias Sports Bureau, he became the first Packer running back to record a rushing touchdown in his first career game since RB Ralph Earhart did so on a 72-yard run against the Boston Yanks on Sept. 17, 1948.
- ▶ The last Green Bay player at any position to register a rushing TD in his first career game was QB Mark Brunell, who scored on a 5-yard run at Minnesota on Oct. 20, 1994.
- ▶ Lacy finished the game at San Francisco with 41 rushing yards on 14 carries (2.9 avg.) and added a 31-yard reception. The last Packer to have at least 40 rushing yards and 30 receiving yards in his first career game was Jackson (40 rushing/35 receiving vs. Philadelphia, Sept. 9, 2007).

## 2013 HONOR ROLL

### QB Aaron Rodgers

NFC Offensive Player of the Week – Week 2 (vs. Washington)  
FedEx Air NFL Player of the Week – Week 2 (vs. Washington)

### RB James Starks

FedEx Ground NFL Player of the Week – Week 2 (vs. Washington)

## LIONS AT PACKERS – WEEK 5

### AMONG THE LEADERS

Through Week 4 this season, QB **Aaron Rodgers** once again finds himself among the league leaders in several categories:

<u>Quarterback</u>	<u>Passer Rating</u>
1. Peyton Manning, DEN	138.0
2. Philip Rivers, SD	118.8
<b>3. Aaron Rodgers, GB</b>	<b>105.1</b>

<u>Quarterback</u>	<u>Passing TDs</u>
1. Peyton Manning, DEN	16
2. Philip Rivers, SD	11
3. Drew Brees, NO	10
<b>4t. Aaron Rodgers, GB</b> ; four others	<b>8</b>

<u>Quarterback</u>	<u>Passing Yards/Game</u>
1. Peyton Manning, DEN	367.5
2. Drew Brees, NO	358.5
<b>3. Aaron Rodgers, GB</b>	<b>352.3</b>

<u>Quarterback</u>	<u>Yards/Attempt</u>
1. Peyton Manning, DEN	9.42
2. Michael Vick, PHI	9.15
<b>3. Aaron Rodgers, GB</b>	<b>8.66</b>

<u>Quarterback</u>	<u>Touchdown Pct.</u>
1. Peyton Manning, DEN	10.3
2. Philip Rivers, SD	7.7
3. Cam Newton, CAR	6.8
<b>4. Aaron Rodgers, GB</b>	<b>6.6</b>

<u>Quarterback</u>	<u>25-Yard Passes</u>
1. Michael Vick, PHI	15
2. Geno Smith, NYJ	14
3. Ben Roethlisberger, PIT	12
<b>4t. Aaron Rodgers, GB</b>	<b>11</b>
4t. Drew Brees, NO	11
4t. Peyton Manning, DEN	11

- ▶ Rodgers led the league in passer rating (108.0) for the second consecutive season in 2012, becoming the first QB to do so since Peyton Manning led the NFL in the category in three straight seasons (2004-06).
- ▶ Rodgers' combined passer rating of 114.9 from 2011-12 was the best **two-season passer rating in NFL history** (min. 700 att.):

<u>Quarterback</u>	<u>Passer Rating</u>
<b>1. Aaron Rodgers, GB, 2011-12</b>	<b>114.9</b>
2. Peyton Manning, IND, 2004-05	113.0
<b>3. Aaron Rodgers, 2010-11</b>	<b>112.1</b>

- ▶ With 39 TD passes on the season in 2012, Rodgers now has two of the top three single-season totals in franchise annals:

<u>Quarterback</u>	<u>Passing TDs</u>
<b>1. Aaron Rodgers, 2011</b>	<b>45</b>
<b>2t. Aaron Rodgers, 2012</b>	<b>39</b>
2t. Brett Favre, 1996	39

- ▶ Rodgers threw 25 TD passes in the first nine games last season, the second straight year he had thrown 25-plus TDs in the opening nine contests. He is the **only quarterback in NFL history** to post 25-plus TD passes in his team's first nine games in two different seasons (28 TD passes in 2011).
- ▶ In 2011, Rodgers connected on 343 of 502 passes (68.3 percent) for 4,643 yards and a career-high 45 TDs with six INTs on his way to earning NFL Most Valuable Player honors from *The Associated Press*. His 122.5 passer rating in 2011 set an NFL single-season record.
- ▶ The Packers have averaged 28.21 points per game in Rodgers' 81 career regular-season starts, **No. 1 among QBs** since 1950 (min. 50 starts):

<u>Quarterback</u>	<u>Points Per Game</u>
<b>1. Aaron Rodgers, GB</b>	<b>28.21</b>
2. Tom Brady, NE	27.88
3. Norm Van Brocklin, LA/PHI	27.14

- ▶ On his 61-yard TD pass to WR Jordy Nelson in Week 12 last season against the Giants, Rodgers went over the 20,000-yard mark for his career. He did so on his 2,469th attempt, the third fastest in NFL history behind only Steve Young (2,440) and Kurt Warner (2,443).
- ▶ A look at where Rodgers ranks in several categories **since 2011** (min. 750 attempts):

<u>Quarterback</u>	<u>Passer Rating</u>
<b>1. Aaron Rodgers, GB</b>	<b>113.9</b>
2. Drew Brees, NO	103.5
3. Tom Brady, NE	100.4

<u>Quarterback</u>	<u>Touchdowns</u>
1. Drew Brees, NO	99
<b>2. Aaron Rodgers, GB</b>	<b>92</b>
3. Tom Brady, NE	80

<u>Quarterback</u>	<u>Yards/Attempt</u>
<b>1. Aaron Rodgers, GB</b>	<b>8.50</b>
2. Drew Brees, NO	8.10
3. Tom Brady, NE	7.88

<u>Quarterback</u>	<u>Completion Pct.</u>
<b>1. Aaron Rodgers, GB</b>	<b>67.6</b>
2. Drew Brees, NO	67.0
3. Tony Romo, DAL	66.6

<u>Quarterback</u>	<u>TD/INT Ratio</u>
<b>1. Aaron Rodgers, GB</b>	<b>5.41 (92/17)</b>
2. Tom Brady, NE	3.64 (80/22)
3. Alex Smith, SF/KC	3.08 (37/12)



## LIONS AT PACKERS – WEEK 5

### A RATINGS SUCCESS

Since taking over as the starter in 2008 (81 starts), **QB Aaron Rodgers** has posted more 100-plus passer rating games (min. 15 attempts) than any other quarterback in the league:

<u>Quarterback</u>	<u>100-Rating Games (Since '08)</u>
<b>1. Aaron Rodgers, GB</b>	<b>48</b>
2. Drew Brees, NO	46
3. Philip Rivers, SD	42
4. Tom Brady, NE	40
5t. Peyton Manning, DEN/IND; Tony Romo, DAL	34

► Rodgers' 43 games with a 100-plus rating in his first 75 career starts **set an NFL record** among QBs whose careers started since 1970:

<u>Quarterback</u>	<u>100-Rating Games (First 75 Starts)</u>
<b>1. Aaron Rodgers, GB</b>	<b>43</b>
2. Tony Romo, DAL	40
3. Philip Rivers, SD	36

► Rodgers posted a 100-plus passer rating in each of the first 12 games in 2011, a streak that **topped the NFL single-season mark** of nine set by Colts QB Peyton Manning in 2004.

► A look at where Rodgers' ranks in the NFL **since 2011**:

<u>Quarterback</u>	<u>100-rating games</u>
<b>1. Aaron Rodgers, GB</b>	<b>23</b>
2t. Tom Brady, NE	22
2t. Drew Brees, NO	22

<u>Quarterback</u>	<u>130-rating games</u>
<b>1. Aaron Rodgers, GB</b>	<b>10</b>
2t. Peyton Manning, IND/DEN; Drew Brees, NO	6
4t. Tony Romo, DAL; Matt Ryan, ATL	5

### 400 CLUB

With his 480-yard passing effort in Week 2 vs. Washington, **QB Aaron Rodgers** tied the single-game franchise mark as he matched QB Matt Flynn's effort vs. Detroit in the 2011 season finale.

► Rodgers now holds three of the top six franchise marks for passing yards in a single game:

<u>Quarterback</u>	<u>Passing Yards</u>
<b>1t. Aaron Rodgers, vs. Was., 9/15/13</b>	<b>480</b>
1t. Matt Flynn, vs. Det., 1/1/12	480
3. Lynn Dickey, at TB, 10/12/80	418
4. Don Horn, vs. StLC, 12/21/69	410
<b>5. Aaron Rodgers, vs. Den., 10/2/11</b>	<b>408</b>
<b>6. Aaron Rodgers, vs. NYG, 12/26/10</b>	<b>404</b>

► Rodgers now has three 400-yard passing games during his career in the regular season, the most in franchise history. No other quarterback in team annals has more than one 400-yard passing effort.

► Rodgers threw for 480 yards and four TDs with no INTs in Week 2 as he joined Giants QB Y.A. Tittle (505/7/0, vs. Washington, Oct. 28, 1962) as the only two QBs in NFL history to throw for 480-plus yards, four-plus TDs and zero INTs in a game.

### TAKING HIS PLACE AMONG THE GAME'S BEST

Rodgers surpassed the 1,500-attempt plateau for his career in 2010, the benchmark to qualify for passer rating in the NFL record book.

► Rodgers has completed 1,833 of 2,787 passes (65.8 percent) in his career for 22,718 yards and 179 touchdowns with 49 interceptions for a 104.9 passer rating in the regular season, **No. 1 in NFL history**:

<u>Quarterback</u>	<u>Career Passer Rating</u>
<b>1. Aaron Rodgers, GB</b>	<b>104.9</b>
2. Steve Young, TB/SF	96.8
3. Peyton Manning, IND/DEN	96.5
4. Tom Brady, NE	96.4
5. Tony Romo, DAL	96.0

► With his league-leading 108.0 passer rating last season, Rodgers became only the **second quarterback in NFL history** to register four straight 100-plus passer rating seasons, joining 49ers QB Steve Young (1991-94).

► With 4,295 passing yards in 2012, Rodgers brought his total in five seasons as a starter to 21,332. That ranks **No. 1 in NFL history** for the most passing yards by a QB in his first five seasons as a starter, topping the previous mark held by Peyton Manning (20,618, 1998-2002).

► In 81 career regular-season starts, Rodgers has eclipsed the century mark in passer rating 48 times and recorded 30 games of 300-plus yards.

► Where Rodgers ranks among active NFL quarterbacks **since he took over as the starter in 2008** (min. 1,000 attempts):

<u>Quarterback</u>	<u>Passing Yards</u>
1. Drew Brees, NO	26,164
2. Philip Rivers, SD	22,402
<b>3. Aaron Rodgers, GB</b>	<b>22,389</b>

<u>Quarterback</u>	<u>Passing TDs</u>
1. Drew Brees, NO	200
<b>2. Aaron Rodgers, GB</b>	<b>178</b>
3. Philip Rivers, SD	156

<u>Quarterback</u>	<u>Passer Rating</u>
<b>1. Aaron Rodgers, GB</b>	<b>105.6</b>
2. Tom Brady, NE	101.5
3. Drew Brees, NO	100.5

<u>Quarterback</u>	<u>Yards/Attempt</u>
<b>1. Aaron Rodgers, GB</b>	<b>8.21</b>
2. Philip Rivers, SD	8.13
3. Drew Brees, NO	7.93

<u>Quarterback</u>	<u>INT Percentage</u>
1. Tom Brady, NE	1.6
<b>2. Aaron Rodgers, GB</b>	<b>1.8</b>
3. Peyton Manning, IND/DEN	2.2

<u>Quarterback</u>	<u>25-Yard Passes</u>
1. Drew Brees, NO	204
<b>2. Aaron Rodgers, GB</b>	<b>194</b>
3. Eli Manning, NYG	177

<u>Quarterback</u>	<u>Rushing Yards</u>
1. Michael Vick, PHI	1,920
2. Cam Newton, CAR	1,545
<b>3. Aaron Rodgers, GB</b>	<b>1,429</b>





## LIONS AT PACKERS – WEEK 5

### TAKING CARE OF THE BALL

Since taking over as the starter in 2008, QB **Aaron Rodgers** has been one of the best in the league when it comes to limiting interceptions.

- ▶ Rodgers has thrown just 48 interceptions as a starter. His career INT percentage of 1.76 (49 INTs on 2,787 attempts) ranks **No. 1 in NFL history** (min. 1,500 attempts):

<u>Quarterback</u>	<u>Career INT Pct.</u>
<b>1. Aaron Rodgers, GB</b>	<b>1.76</b>
2. Tom Brady, NE	2.04
3. Neil O'Donnell, PIT/NYJ/CIN/TEN	2.11

- ▶ Rodgers also ranks **No. 1 in league annals** in career TD/INT ratio:

<u>Quarterback</u>	<u>TD/INT Ratio</u>
<b>1. Aaron Rodgers, GB</b>	<b>3.65 (179/49)</b>
2. Tom Brady, NE	2.73 (341/125)
3. Steve Young, TB/SF	2.17 (232/107)

- ▶ At the time of Rodgers' 150th career TD pass (Week 7 last season), he had thrown just 42 career INTs. That easily bested Dolphins QB Dan Marino's **NFL record** of 69 INTs at the time of his 150th career TD pass.

- ▶ Rodgers holds two of the three lowest interception percentage marks (min. 200 attempts) in a season in team history:

<u>Quarterback</u>	<u>Season INT Pct.</u>
<b>1t. Aaron Rodgers, 2011</b>	<b>1.20 (6 INTs, 502 att.)</b>
1t. Bart Starr, 1966	1.20 (3 INTs, 251 att.)
<b>3. Aaron Rodgers, 2009</b>	<b>1.29 (7 INTs, 541 att.)</b>

- ▶ Rodgers **leads the league** with 44 zero-interception games since 2008:

<u>Quarterback</u>	<u>Zero-INT Games</u>
<b>1. Aaron Rodgers, GB</b>	<b>44</b>
2. Tom Brady, NE	42
3. Joe Flacco, BAL	41

- ▶ Rodgers saw his streak of 41 straight regular-season starts without a two-INT game come to an end in Week 3 at Cincinnati, the **longest streak by an NFL QB since the 1970 AFL-NFL merger**. The previous record was 27 straight games by QB Neil O'Donnell from 1997-99.

- ▶ In Week 1 at San Francisco, Rodgers' streak of 159 consecutive passing attempts in the regular season without an interception came to an end. It is tied for the fourth-longest streak in team history.

### HITTING HIS MARK

QB **Aaron Rodgers** completed 371 of 552 passes last season, a 67.2 completion percentage that ranked **No. 3 in the league**.

- ▶ Rodgers set a single-season franchise record with his 68.3 completion percentage (343-502) in 2011. He holds the top two and three of the top four single-season marks in team annals:

<u>Quarterback</u>	<u>Completion Pct.</u>
<b>1. Aaron Rodgers, 2011</b>	<b>68.3</b>
<b>2. Aaron Rodgers, 2012</b>	<b>67.2</b>
3. Brett Favre, 2007	66.5
<b>4. Aaron Rodgers, 2010</b>	<b>65.7</b>
5. Brett Favre, 2003	65.3

- ▶ Rodgers ranks **No. 2 in NFL history** in career completion percentage (min. 1,500 attempts), connecting on 1,833 of 2,787 attempts:

<u>Quarterback</u>	<u>Career Completion Pct.</u>
1. Chad Pennington, NYJ/MIA	66.0
<b>2. Aaron Rodgers, GB</b>	<b>65.8</b>
3. Drew Brees, SD/NO	65.7

- ▶ Rodgers finished last season with 371 completions, one shy of the single-season franchise mark:

<u>Quarterback</u>	<u>Completions</u>
1. Brett Favre, 2005	372
<b>2. Aaron Rodgers, 2012</b>	<b>371</b>
3. Brett Favre, 1994	363

- ▶ In Week 3 at Cincinnati, Rodgers moved past Bart Starr (1,808) for No. 2 on the all-time franchise list behind only Brett Favre (5,377).

### THIRD DOWN IS THE CHARM

- ▶ A glance at where QB **Aaron Rodgers** ranks on third down in several categories since 2009 (min. 250 attempts):

<u>Quarterback</u>	<u>Passer Rating</u>
<b>1. Aaron Rodgers, GB</b>	<b>112.4</b>
2. Tom Brady, NE	107.1
3. Drew Brees, NO	103.4

<u>Quarterback</u>	<u>TD/INT Ratio</u>
1. Tom Brady, NE	8.17 (49/6)
<b>2. Aaron Rodgers, GB</b>	<b>4.89 (44/9)</b>
3. Matt Ryan, ATL	2.80 (42/15)

<u>Quarterback</u>	<u>Yards/Attempt</u>
<b>1. Aaron Rodgers, GB</b>	<b>9.13</b>
2. Drew Brees, NO	8.39
3. Philip Rivers, SD	8.35

<u>Quarterback</u>	<u>25-Yard Passes</u>
1. Eli Manning, NYG	55
<b>2. Aaron Rodgers, GB</b>	<b>53</b>
3. Philip Rivers, SD	48

- ▶ Rodgers has completed 16 of 26 passes for 179 yards and a TD with one INT for a 78.8 passer rating on third down this season.

- ▶ In 2012, Rodgers threw for 1,298 yards and nine TDs with one INT on 92-of-144 passing (63.9 percent) on third down. He ranked No. 1 in the league in third-down passer rating (110.8), No. 1 in yards per attempt (9.01) on third down and No. 2 in 25-yard passes (15) on third down.

- ▶ He connected on 80 of 122 passes (65.6 percent) for 1,136 yards and nine TDs with two INTs on third down in 2011. His passer rating of 113.3 on third down ranked **No. 2 in the NFL** in 2011.

- ▶ In '09, Rodgers ranked No. 1 in the NFL with a 133.5 rating. No other quarterback in the league threw for as many yards (1,710) or touchdowns (14) on third down as Rodgers, and his passer rating was the best in the NFL since Kurt Warner's 137.3 rating in 1999 with St. Louis.

- ▶ In 81 career regular-season starts, Rodgers has posted a 100-plus passer rating on third down in 46 of those contests.



# LIONS AT PACKERS – WEEK 5

## COOL UNDER FIRE

QB **Aaron Rodgers** was once again one of the most effective passers in the league against the blitz last season.

- ▶ In 2012, Rodgers completed 82 of 127 passes (64.6 percent) for 1,056 yards and 14 TDs with three INTs against the blitz (when a defender not lined up on the line of scrimmage rushes the QB, or more than four players rush the QB) for a 117.4 passer rating.
- ▶ A look at where he ranked in three categories against the blitz in 2012 (min. 60 attempts):

<u>Quarterback</u>	<u>Passer Rating</u>
1. Robert Griffin III, WAS	142.9
2. Alex Smith, SF	127.4
3. Tom Brady, NE	119.5
<b>4. Aaron Rodgers, GB</b>	<b>117.4</b>

<u>Quarterback</u>	<u>Passing TDs</u>
1. Tom Brady, NE	15
<b>2. Aaron Rodgers, GB</b>	<b>14</b>
3t. Andy Dalton, CIN; Peyton Manning, DEN	11

<u>Quarterback</u>	<u>TD Percentage</u>
1. Robert Griffin III, WAS	12.9
<b>2. Aaron Rodgers, GB</b>	<b>11.0</b>
3. Alex Smith, SF	10.3

- ▶ In 81 career starts, Rodgers has posted a 100-plus passer rating against the blitz 40 times (29-11 record in those games). That includes 22 games with a 125-plus rating (149.3 vs. Washington in Week 2).
- ▶ In three games this season, Rodgers has an 85.4 rating against the blitz, connecting on 17 of 33 passes for 260 yards and two TDs with one INT.
- ▶ A glance at where some of Rodgers' numbers against the blitz rank among active quarterbacks **since 2009** (according to STATS LLC, min. 300 attempts):

<u>Quarterback</u>	<u>Passer Rating</u>
<b>1. Aaron Rodgers, GB</b>	<b>112.7</b>
2. Tom Brady, NE	105.1
3. Peyton Manning, DEN/IND	101.7

<u>Quarterback</u>	<u>TD Percentage</u>
<b>1. Aaron Rodgers, GB</b>	<b>7.6</b>
2. Eli Manning, NYG	7.0
3. Tom Brady, NE	6.5

<u>Quarterback</u>	<u>Yards/Attempt</u>
<b>1. Aaron Rodgers, GB</b>	<b>9.46</b>
2. Philip Rivers, SD	8.87
3. Drew Brees, NO	8.35

<u>Quarterback</u>	<u>25-Yard Passes</u>
<b>1. Aaron Rodgers, GB</b>	<b>66</b>
2. Philip Rivers, SD	64
3. Eli Manning, NYG	60

- ▶ In 2011, Rodgers ranked **No. 1 in the NFL** against the blitz with a 131.4 passer rating (85 of 125, 1,500 yards, 11 TDs, two INTs). He also led the league with an average of 12.0 yards per attempt vs. the blitz.

- ▶ The top seasons against the blitz in the NFL since 1993 (according to STATS LLC):

<u>Quarterback</u>	<u>Passer Rating</u>
1. Robert Griffin III, WAS, 2012	142.9
2. Peyton Manning, IND, 2004	136.8
<b>3. Aaron Rodgers, GB, 2011</b>	<b>131.4</b>

<u>Quarterback</u>	<u>Yards/Attempt</u>
<b>1. Aaron Rodgers, GB, 2011</b>	<b>12.00</b>
2. Robert Griffin III, WAS, 2012	10.57
3. Ben Roethlisberger, PIT, 2004	10.48

## PRODUCTION APLENTY INSIDE THE 20

QB **Aaron Rodgers** has been one of the most efficient signal-callers in the league in the red zone since taking over as the starter, and he is off to another strong start in 2013 in that area.

- ▶ A glance at where some of Rodgers' numbers inside the 20 rank through Week 4 (min. 10 attempts):

<u>Quarterback</u>	<u>Red-Zone Rating</u>
1. Peyton Manning, DEN	128.6
<b>2. Aaron Rodgers, GB</b>	<b>127.2</b>
3. Philip Rivers, SD	122.5

<u>Quarterback</u>	<u>Touchdowns</u>
1. Peyton Manning, DEN	11
2. Philip Rivers, SD	8
3t. <b>Aaron Rodgers, GB</b> ; three others	7

<u>Quarterback</u>	<u>Yards/Attempt</u>
<b>1. Aaron Rodgers, GB</b>	<b>5.79</b>
2. Peyton Manning, DEN	5.36
3. Philip Rivers, SD	5.00

- ▶ Among QBs with 50-plus attempts, Rodgers ranked No. 2 in the NFL in red-zone rating last season (109.9), No. 2 in 2011 (107.0), No. 3 in 2010 (107.4), No. 4 in 2009 (107.7) and No. 2 in 2008 (106.8).

- ▶ A look at where Rodgers ranks among active quarterbacks (min. 150 attempts) in three red-zone categories **since 2008**:

<u>Quarterback</u>	<u>Red-Zone Rating</u>
<b>1. Aaron Rodgers, GB</b>	<b>108.7</b>
2. Peyton Manning, IND/DEN	105.5
3. Drew Brees, NO	101.2

<u>Quarterback</u>	<u>Red-Zone TDs</u>
1. Drew Brees, NO	132
<b>2. Aaron Rodgers, GB</b>	<b>115</b>
3. Peyton Manning, DEN	104

<u>Quarterback</u>	<u>TD/INT Ratio (min. 30 TDs)</u>
<b>1. Aaron Rodgers, GB</b>	<b>57.50 (115/2)</b>
2. Peyton Manning, IND/DEN	26.00 (104/4)
3. Jason Campbell, WAS/OAK/CHI/CLE	21.50 (43/2)

## LIONS AT PACKERS – WEEK 5

### BIG-PLAY WAYS

WR **Jordy Nelson** is off to another productive start this season with three TD catches, a total that is tied for No. 10 in the NFL through Week 4.

- ▶ Nelson led the team with 15 TD receptions in 2011, a total that also ranked No. 3 in the NFL. His TD total ranks No. 3 in franchise history behind only Sterling Sharpe (18 in 1994) and Don Hutson (17 in 1942).
- ▶ A look at where Nelson ranks in the NFL in TD catches **since 2011**:

<u>Player</u>	<u>Receiving TDs</u>
1. Rob Gronkowski, NE	28
2. Jimmy Graham, NO	26
<b>3t. Jordy Nelson, GB</b>	<b>25</b>
3t. Dez Bryant, DAL	25
3t. Calvin Johnson, DET	25

- ▶ Nelson's 22 TD catches in 2011-12 were the most by a Packer over a two-year span since WR Antonio Freeman posted 26 from 1997-98.
- ▶ Nelson matched his career high with three TD catches last season at Houston in Week 6, his second three-TD catch game over a span of seven-regular-season games (also Week 17 in 2011).
- ▶ Nelson became the first NFL player to register two three-TD grab games over a seven-game span since Washington WR Santana Moss (2005-06). The last Packer to accomplish the feat was Sharpe in 1994.
- ▶ Nelson is tied for No. 2 in the league in TD catches at home since 2011:

<u>Player</u>	<u>Receiving TDs (Home)</u>
1t. Jimmy Graham, NO	18
<b>2t. Jordy Nelson, GB</b>	<b>16</b>
2t. Rob Gronkowski, NE	16

- ▶ In Week 6 of 2011 vs. St. Louis, Nelson moved into a tie for the No. 2 spot in team history for the most 80-yard TD catches with the third of his career. WR Greg Jennings holds the career franchise mark with four.
- ▶ With three TD grabs of 80-plus yards during his career, Nelson is tied for No. 2 among active NFL players:

<u>Player</u>	<u>80-Yard TD Catches</u>
1. Greg Jennings, GB/MIN	4
<b>2t. Jordy Nelson, GB; Mike Wallace, PIT/MIA</b>	<b>3</b>

- ▶ Nelson has an average of 17.0 yards per catch since 2011, **No. 3 in the league** over that span among players with 120 or more receptions:

<u>Player</u>	<u>Receiving Avg.</u>
1. Vincent Jackson, SD/TB	18.7
2. Torrey Smith, BAL	17.8
<b>3. Jordy Nelson, GB</b>	<b>17.0</b>

- ▶ Nelson led the Packers with 130 yards receiving and one TD on eight grabs (18.6 avg.) at San Francisco in Week 1. It was the third-best receiving yardage total by a Packer in an opener since the merger in 1970:

<u>Player</u>	<u>Receiving Yards</u>
1. James Lofton (at HouO, 9/4/83)	154
2. James Lofton (vs. StLC, 9/2/84)	134
<b>3. Jordy Nelson (at SF, 9/8/13)</b>	<b>130</b>

### VERSATILITY ON DISPLAY

In four of his last six regular-season games, WR **Randall Cobb** has eclipsed the 100-yard receiving mark. He leads the team with 21 receptions for 290 yards (13.8 avg.) this season.

- ▶ A look at where Cobb ranks in the NFL in receiving yards per game through Week 4:

<u>Player</u>	<u>Receiving Yards/Game</u>
1. Julio Jones, ATL	120.3
2. Jimmy Graham	114.5
3. Torrey Smith, BAL	108.8
4. Victor Cruz, NYG	106.3
5. Antonio Brown, PIT	103.0
6t. DeSean Jackson, PHI	98.3
6t. Demaryius Thomas, DEN	98.3
<b>8. Randall Cobb, GB</b>	<b>96.7</b>

- ▶ In 2012, Cobb set the franchise record for the most combined net yards (rushing, receiving, interception returns, punt returns, kickoff returns, fumble returns):

<u>Player</u>	<u>Combined Net Yards</u>
<b>1. Randall Cobb, 2012</b>	<b>2,342</b>
2. Ahman Green, 2003	2,250
3. Ahman Green, 2001	1,981

- ▶ Cobb led the NFL with 2,342 combined net yards (156.1 per game) last season despite missing the season finale due to injury:

<u>Player</u>	<u>Combined Net Yards</u>
<b>1. Randall Cobb, GB</b>	<b>2,342</b>
2. Adrian Peterson, MIN	2,314
3. Calvin Johnson, DET	1,964

- ▶ Cobb became the **first Packer to lead the league** in combined net yards since Travis Williams in 1969 (1,517 yards).
- ▶ With 954 receiving yards and 964 kickoff return yards in 2012, Cobb became the **first player in NFL history** to post 900-plus receiving yards and 900-plus kickoff return yards in the same season.
- ▶ When Cobb returned a fourth-quarter punt 75 yards for a TD vs. San Francisco in the 2012 season opener, it marked the second consecutive season that he scored on a kick return in Week 1.
- ▶ In 2011, Cobb made a splash in his pro debut vs. New Orleans with a 108-yard kickoff return for a TD that matched the NFL record.
- ▶ According to Elias, Cobb is the **only player in NFL history** to score on a kick return (punt or kickoff) in Week 1 each of his first two seasons.
- ▶ Cobb now has three kick return scores in 33 career regular-season games, which already **ties him for No. 2 in franchise history**:

<u>Player</u>	<u>Total Kick Return TDs</u>
1. Travis Williams	6
<b>2t. Randall Cobb, six other players</b>	<b>3</b>

- ▶ Cobb is tied for No. 4 in the NFL with his three kick return TDs since 2011, trailing only Trindon Holliday, Jacoby Jones and Patrick Peterson (four each).





# LIONS AT PACKERS – WEEK 5

## JONES JOINS SELECT COMPANY

WR **James Jones** led the league with 14 touchdown catches last season, becoming the first Packer to lead the NFL in TD catches in a season since WR Sterling Sharpe did so with a franchise-record 18 in 1994.

► A look at the top receiving-TD totals in the league last season:

<u>Player</u>	<u>Receiving TDs</u>
<b>1. James Jones, GB</b>	<b>14</b>
2. Eric Decker, DEN	13
3. Dez Bryant, DAL	12
4t. A.J. Green, CIN	11
4t. Rob Gronkowski, NE	11
4t. Brandon Marshall, CHI	11

► Jones' 2012 season total is tied for No. 4 in franchise history:

<u>Player</u>	<u>Receiving TDs</u>
1. Sterling Sharpe, 1994	18
2. Don Hutson, 1942	17
3. Jordy Nelson, 2011	15
4t. Antonio Freeman, 1998	14
<b>4t. James Jones, 2012</b>	<b>14</b>

► Since the start of 2012, Jones has caught 15 TD passes, which is tied for No. 2 in the league over that span:

<u>Player</u>	<u>Receiving TDs</u>
1. Dez Bryant, DAL	16
<b>2t. James Jones, GB</b>	<b>15</b>
2t. Jimmy Graham, NO	15

► In Green Bay's Week 6 win last season at Houston, Jones caught two TD passes for the third consecutive game. By doing so, he joined WR Don Hutson (Nov. 14-Dec. 5, 1943) as the **only two players in franchise history** to catch two TD passes in three straight games, according to the Elias Sports Bureau.

► Jones' seven TD catches through the first six games last season were the most by a Packer in the opening six games since WR Billy Howton caught eight TD passes in the first six games in 1956.

► In the Packers' win over the Redskins in Week 2, Jones posted career highs in catches (11) and receiving yards (178), including nine receptions for 152 yards in the first half alone.

► Jones became just the **fifth player in franchise history** to post 11-plus catches and 175-plus receiving yards in a game (Don Hutson did so twice):

<u>Player</u>	<u>Catches/Yards</u>
Don Hutson, vs. CleR, 10/18/42	13/209
Don Hutson, vs. Card-Pitt, 10/8/44	11/207
James Lofton, at Den., 10/15/84	11/206
Don Beebe, vs. SF, 10/14/96	11/220
Javon Walker, at Ind., 9/26/04	11/200
<b>James Jones, vs. Was., 9/15/13</b>	<b>11/178</b>

## FINDING FINLEY

With his season-high eight receptions last season in Week 17 at Minnesota, TE **Jermichael Finley** brought his season total to 61 receptions, the most by a tight end in franchise history. He is the only Green Bay TE to register three 55-catch seasons:

<u>Tight End</u>	<u>Receptions</u>
<b>1. Jermichael Finley, 2012</b>	<b>61</b>
2. Paul Coffman, 1979	56
3t. Paul Coffman, 1981	55
<b>3t. Jermichael Finley, 2009, 2011</b>	<b>55</b>

► Finley finished third on the team with the 61 catches for 667 yards (10.9 avg.) and two TDs. He now holds three of the top seven single-season yardage totals by a tight end in team annals:

<u>Tight End</u>	<u>Receiving Yards</u>
1. Paul Coffman, 1983	814
<b>2. Jermichael Finley, 2011</b>	<b>767</b>
3. Paul Coffman, 1979	711
4. Paul Coffman, 1981	687
5. Mark Chmura, 1995	679
<b>6. Jermichael Finley, 2009</b>	<b>676</b>
<b>7. Jermichael Finley, 2012</b>	<b>667</b>

► Over a recent nine-game span (Week 11, 2012-Week 2, 2013), Finley caught 43 passes for 517 yards (12.0 avg.) and three TDs. A look at where his reception and yardage numbers over that span ranked among NFL tight ends:

<u>Tight End</u>	<u>Receiving Yards</u>
1. Jimmy Graham, NO	673
2. Jason Witten, DAL	536
<b>3. Jermichael Finley, GB</b>	<b>517</b>

<u>Tight End</u>	<u>Receptions</u>
1. Jason Witten, DAL	55
2. Jimmy Graham, NO	54
3. Brandon Myers, OAK/NYG	48
<b>4. Jermichael Finley, GB</b>	<b>43</b>

► Finley had five-plus catches in five straight regular-season games (Weeks 15-17, 2012; Weeks 1-2 in 2013), a franchise-record streak for TEs.

► A look at where Finley ranks among Green Bay tight ends in career receiving yards and receptions (games played in parentheses):

<u>Tight End</u>	<u>Receiving Yards</u>
1. Paul Coffman, 1978-85	4,223 (119)
<b>2. Jermichael Finley, 2008-13</b>	<b>2,606 (67)</b>
3. Ron Kramer, 1957-64	2,594 (89)

<u>Tight End</u>	<u>Receptions</u>
1. Paul Coffman, 1978-85	322 (119)
2. Bubba Franks, 2000-07	256 (114)
<b>3. Jermichael Finley, 2008-13</b>	<b>209 (67)</b>



## LIONS AT PACKERS – WEEK 5

### MASTERFUL PERFORMANCES

P **Tim Masthay** was one of the most effective punters in the league over the final 10 games in 2011, and he continued his solid effort last season.

► Masthay had a 43.5-yard gross average, a 38.9-yard net average and placed 30 of his 70 punts inside the 20 (tied for No. 7 in the NFL) in 2012.

► Masthay matched the team record for the most punts inside the 20 in a season (since 1976):

<u>Player</u>	<u>Punts Inside 20</u>
<b>1t. Tim Masthay, 2012</b>	<b>30</b>
1t. Sean Landeta, 1998	30
3. Craig Hentrich, 1996	28
4t. Craig Hentrich, 1995, 1997	26
4t. Josh Bidwell, 2002	26

► Masthay also set a team record last season for net punting average (since 1976). He now holds the top three marks in franchise history:

<u>Player</u>	<u>Net Punting Avg.</u>
<b>1. Tim Masthay, 2012</b>	<b>38.93</b>
<b>2. Tim Masthay, 2011</b>	<b>38.56</b>
<b>3. Tim Masthay, 2010</b>	<b>37.65</b>
4. Jon Ryan, 2007	37.60
5. Sean Landeta, 1998	37.09

► Masthay had just five touchbacks last season, tied for the second fewest among Green Bay punters with 70-plus punts since 1959:

<u>Player</u>	<u>Touchbacks</u>
1. Louie Aguiar, 1999	4
<b>2t. Tim Masthay, 2010, 2012</b>	<b>5</b>
2t. David Beverly, 1976	5
2t. Don Bracken, 1987	5
2t. Josh Bidwell, 2000	5

► By clearing the 150-punt mark for his career in 2012, Masthay qualified in the franchise record books for career gross punting average. He ranks **No. 1 in team history**:

<u>Player</u>	<u>Career Punting Avg.</u>
<b>1. Tim Masthay, 2010-13</b>	<b>44.2</b>
2. Craig Hentrich, 1994-97	42.8
3. Dick Deschaine, 1955-57	42.6

► With one punt inside the 20 vs. Washington in Week 2, Masthay moved into sole possession of the No. 3 spot in franchise history for the most career punts inside the 20 (since 1976):

<u>Player</u>	<u>Punts Inside 20</u>
1. Craig Hentrich, 1994-97	104
2. Josh Bidwell, 2000-03	85
<b>3. Tim Masthay, 2010-13</b>	<b>83</b>
4. David Beverly, 1975-80	79

► Masthay has helped the Packers allow just 196 punt return yards since 2012, good for **No. 3 in the NFL**:

<u>Team</u>	<u>Opp. Punt Return Yards (Since 2012)</u>
1. Chicago	158
2. New England	179
<b>3. Green Bay</b>	<b>196</b>

► The 179 yards allowed on punt returns in 2012 was the second fewest by Green Bay in a season since the NFL went to a 16-game schedule in 1978:

<u>Season</u>	<u>Opponent Punt Return Yards</u>
1. 2007	113
<b>2. 2012</b>	<b>179</b>
3. 2000	205

### RACKING UP POINTS

In 2012, K **Mason Crosby** cleared the 100-point mark for the sixth straight season (2007-12), joining K Ryan Longwell as the only players in franchise history with six or more 100-point seasons:

<u>Player</u>	<u>100-Point Seasons</u>
1. Ryan Longwell, 1997-2004	8
<b>2. Mason Crosby, 2007-13</b>	<b>6</b>
3t. Paul Hornung, 1960-61, 1964	3
3t. Chris Jacke, 1989, 1993, 1996	3

► Crosby currently has 786 career points, which is good for No. 4 in team history:

<u>Player</u>	<u>Career Points</u>
1. Ryan Longwell, 1997-2004	1,054
2. Don Hutson, 1935-45	823
3. Chris Jacke, 1989-96	820
<b>4. Mason Crosby, 2007-13</b>	<b>786</b>
5. Paul Hornung, 1957-62, 1964-66	760

► Crosby's 762 points from 2007-12 **set an NFL record** for the most scored by a player in his **first six seasons in the league**:

<u>Player</u>	<u>Points (First 6 Seasons)</u>
<b>1. Mason Crosby, GB, 2007-12</b>	<b>762</b>
2. Mike Vanderjagt, IND, 1998-2003	755
3. Nate Kaeding, SD, 2004-09	753

► Crosby was one of only three kickers in the league to clear the 100-point mark in each of the last six seasons:

<u>Player</u>	<u>100-Point Seasons (2007-12)</u>
<b>1t. Mason Crosby, GB</b>	<b>6</b>
1t. David Akers, PHI/SF	6
1t. Rob Bironas, TEN	6
4t. Three players	5



## LIONS AT PACKERS – WEEK 5

### CLAY FINDS HIS WAY TO THE QUARTERBACK

LB **Clay Matthews** ranked No. 5 in the league last season with 13.0 sacks, despite missing four games due to a hamstring injury:

<u>Player</u>	<u>Sacks (2012)</u>
1. J.J. Watt, HOU	20.5
2. Aldon Smith, SF	19.5
3. Von Miller, DEN	18.5
4. Cameron Wake, MIA	15.0
<b>5. Clay Matthews, GB</b>	<b>13.0</b>

- ▶ Matthews has finished in the top five in the league in sacks in two of the last three seasons (No. 4 in 2010 with 13.5 sacks).
- ▶ Matthews has registered 44.5 sacks since entering the NFL in 2009, which ranks **No. 5 in the league** over that span:

<u>Player</u>	<u>Sacks (Since 2009)</u>
1. Jared Allen, MIN	63.0
2. DeMarcus Ware, DAL	61.5
3. Tamba Hali, KC	47.0
4t. Robert Mathis, IND	45.5
4t. Cameron Wake, MIA	45.5
<b>6. Clay Matthews, GB</b>	<b>44.5</b>

- ▶ Matthews ranks No. 3 in team history in 10-sack seasons and No. 5 in two-sack games:

<u>Player</u>	<u>10-Sack Seasons</u>
1t. Reggie White, 1993, 1995, 1997-98	4
1t. Kabeer Gbaja-Biamila, 2001-04	4
<b>3. Clay Matthews, 2009-10, 2012</b>	<b>3</b>

<u>Player</u>	<u>Two-Sack Games</u>
1. Reggie White, 1993-98	16
2. Kabeer Gbaja-Biamila, 2000-08	15
3. Tim Harris, 1986-90	14
4. Aaron Kampman, 2002-09	10
<b>5. Clay Matthews, 2009-13</b>	<b>9</b>

- ▶ Matthews ranks No. 5 in team history with 44.5 career sacks (games played in parentheses):

<u>Player</u>	<u>Career Sacks</u>
1. Kabeer Gbaja-Biamila, 2000-08	74.5 (124)
2. Reggie White, 1993-98	68.5 (95)
3. Tim Harris, 1986-90	55.0 (76)
4. Aaron Kampman, 2002-09	54.0 (112)
<b>5. Clay Matthews, 2009-13</b>	<b>44.5 (61)</b>

- ▶ Matthews registered three sacks in the 2012 postseason, giving him 7.5 career sacks in the playoffs. That ranks No. 2 in team history:

<u>Player</u>	<u>Playoff Sacks</u>
1. Reggie White	8.0
<b>2. Clay Matthews</b>	<b>7.5</b>
3. Keith McKenzie; Sean Jones	4.0

- ▶ Matthews' three sacks in last season's playoffs tied him for No. 2 in franchise history for the most in a single postseason (since 1982), trailing only his 2010 postseason total of 3.5 sacks:

<u>Player</u>	<u>Sacks (Playoffs)</u>
<b>1. Clay Matthews, 2010</b>	<b>3.5</b>
<b>2t. Clay Matthews, 2012</b>	<b>3.0</b>
2t. Tony Bennett, 1993	3.0
2t. Reggie White, 1996	3.0
2t. Keith McKenzie, 1997	3.0
2t. Aaron Kampman, 2003	3.0

- ▶ Matthews has 7.5 career postseason sacks in eight playoff games. Among active players, that total ranks No. 2 in the league for the most sacks by a player in his first eight postseason contests:

<u>Player</u>	<u>Sacks</u>
1. LaMarr Woodley, PIT	11.0
<b>2. Clay Matthews, GB</b>	<b>7.5</b>
3. Terrell Suggs, BAL	7.0

- ▶ Since entering the NFL in 2009, Matthews has registered 147.0 quarterback knockdowns/hurries, which is good for No. 6 in the NFL over that span (according to STATS LLC):

<u>Player</u>	<u>QB Knockdowns/Hurries</u>
1. DeMarcus Ware, DAL	173.0
2. Tamba Hali, KC	164.0
3. Jared Allen, MIN	160.0
4. Cameron Wake, MIA	151.0
5. Trent Cole, PHI	150.5
<b>6. Clay Matthews, GB</b>	<b>147.0</b>

- ▶ When Matthews intercepted Giants QB Eli Manning at New York in Week 13 of 2011 and returned the pick 38 yards for a score, it marked the third straight season that he had scored a defensive TD.
- ▶ Matthews is the **only player in franchise history** to score a defensive TD in each of his first three seasons in the league (2009-11).
- ▶ Matthews was named to his fourth straight Pro Bowl in 2012, becoming the **first Packer** to earn Pro Bowl recognition in each of his first four seasons in the league.
- ▶ He received first-team All-Pro honors from *The Associated Press* in 2010, the first Packer LB to earn that recognition since Tim Harris in 1989. Matthews finished second to only Pittsburgh S Troy Polamalu in the AP Defensive Player of the Year voting in 2010.
- ▶ In 2009, Matthews set a Packers rookie record with 10 sacks on his way to earning Pro Bowl honors, the first Green Bay rookie to be named to the all-star game since Hall of Fame WR James Lofton in 1978.
- ▶ A look at where Matthews' sack total in his first 20 pro games ranks in NFL history (since 1982):

<u>Player</u>	<u>Sacks</u>
1. Aldon Smith, SF	18.5
<b>2. Clay Matthews, GB</b>	<b>17.0</b>
3t. L. O'Neal, SD; J. Abraham, NYJ; V. Miller DEN	16.5





## LIONS AT PACKERS – WEEK 5

### M.D. WITH THE TD

In the Packers' loss to Cincinnati in Week 3, S **M.D. Jennings** scored on a 24-yard fumble return, his second touchdown in the last 10 regular-season games.

- ▶ Jennings' first career score came on a 72-yard interception return last season at Detroit in Week 11.
- ▶ Since Week 11 last season, Jennings is **tied for No. 2 in the NFL** with the two defensive touchdowns:

<u>Player</u>	<u>Defensive TDs</u>
1. Janoris Jenkins, STL	4 (3 INT, 1 FR)
<b>2t. M.D. Jennings, GB</b>	<b>2 (1 INT, 1 FR)</b>
2t. Zach Brown, TEN	2 (2 INT, 0 FR)
2t. Darius Butler, IND	2 (2 INT, 0 FR)
2t. DeAngelo Hall, WAS	2 (1 INT, 1 FR)
2t. Richard Sherman, SEA	2 (2 INT, 0 FR)

- ▶ Since 2012, Jennings is **tied for No. 1 in the NFL** in defensive touchdowns among safeties and the **only safety in the league** to score on both an interception return and a fumble return over that span:

<u>Safety</u>	<u>Defensive TDs</u>
<b>1t. M.D. Jennings, GB</b>	<b>2 (1 INT, 1 FR)</b>
1t. Harrison Smith, MIN	2 (2 INT, 0 FR)
1t. Major Wright, CHI	2 (2 INT, 0 FR)

- ▶ With the fumble return for a TD at Cincinnati in Week 3, Jennings became the first Green Bay safety to score on a fumble return since Darren Sharper posted a 15-yard return for a touchdown vs. Jacksonville on Dec. 19, 2004.
- ▶ Among current Packers on the roster, Jennings' is tied with GB **Tramon Williams** (two) for No. 2 on the team in career defensive TDs behind only LB **Clay Matthews** (three TDs).

### SPREADING THE WEALTH

With RB **Johnathan Franklin**, S **M.D. Jennings** and WR **James Jones** all scoring their first touchdowns of the season in Week 3 at Cincinnati, it brought the total number of players to have scored TDs for the Packers this season to eight, which is tied for No. 3 in the NFL.

<u>Team</u>	<u>Players Scoring TD</u>
1t. Chicago, Denver	9
<b>3t. Green Bay</b> , Dallas, Kansas City	<b>8</b>
Philadelphia, Tennessee, Washington	

- ▶ In 2011, the Packers led the league and set a single-season franchise record with 19 different players scoring a TD on the season.
- ▶ A look at the top marks in Green Bay franchise history. The top two season totals have come under Head Coach **Mike McCarthy**:

<u>Season</u>	<u>Players Scoring TD</u>
1. 2011	19
2. 2008	18
3t. 1931, 1990, 1996, 1998, 2002	15

### STIFLING SIGNAL-CALLERS

Under defensive coordinator **Dom Capers**, Green Bay's defense has been one of the best in the league in opponent passer rating.

- ▶ **Since 2009**, opposing quarterbacks have completed 1,366 of 2,379 passes (57.4 percent) for 16,646 yards and 106 touchdowns with 105 interceptions against the Packers. The 75.5 passer rating registered by opposing signal-callers over that span ranks **No. 2 in the NFL**:

<u>Team</u>	<u>Opp. Passer Rating (Since 2009)</u>
1. N.Y. Jets	71.9
<b>2. Green Bay</b>	<b>75.5</b>
3. Baltimore	75.8

- ▶ Green Bay has held its opponents to a passer rating less than 80 in 38 of 67 games since 2009. The Packers have a **36-2 mark (.947)** in those games:

<u>Team</u>	<u>&lt;80-Rating Games (Since 2009)</u>
1. N.Y. Jets	42 (28-14)
2. Baltimore	39 (32-7)
<b>3. Green Bay</b>	<b>38 (36-2)</b>

- ▶ A look at the Packers' record by opponent passer rating since 2009:

<u>Passer Rating</u>	<u>GB Record Since 2009</u>
Less than 70	26-1 (.963)
71-79	10-1 (.909)
80-89	6-4 (.600)
90-99	1-2 (.333)
100-plus	5-11 (.313)

### YOUTH IS SERVED

Based on Week 1 rosters, the Packers checked in as the ninth-youngest team in the NFL this season.

- ▶ Green Bay's opening-day roster had an average age of 25.64, which was the fourth youngest in the NFC behind Seattle (24.98), San Francisco (25.43) and Dallas (25.58). AFC squads with younger rosters were Cleveland (25.25), Jacksonville (25.28), Buffalo (25.45), Kansas City (25.57) and the N.Y. Jets (25.58).
- ▶ Since General Manager **Ted Thompson** took over in 2005, the Packers' Week 1 roster has been among the 10 youngest in the league each season. That included a string of four straight seasons (2006-09) where Green Bay either had or were tied for the youngest roster in the NFL.
- ▶ A look at the average ages of the Packers' Week 1 rosters since 2005:

<u>Season</u>	<u>Average Age/League Ranking</u>
2005	26.19 (9th-tied)
2006	25.57 (1st)
2007	25.72 (1st)
2008	25.57 (1st-tied)
2009	25.70 (1st)
2010	25.92 (5th)
2011	25.74 (3rd-tied)
2012	25.70 (6th)
2013	25.64 (9th)



## LIONS AT PACKERS – WEEK 5

### ON THE ROAD AGAIN

Green Bay went 7-1 away from Lambeau Field in 2011, with the seven road wins setting a single-season franchise record.

- ▶ The Packers have been able to stay above the .500 mark on the road during Head Coach **Mike McCarthy's** tenure, a notable achievement in the National Football League.
- ▶ Since 2006, McCarthy's first season as the head coach in Green Bay, only 10 of 32 NFL teams have regular-season road records above .500.

Team	W-L Record	Pct.
1. New England	43-15-0	.741
2. New Orleans	34-23-0	.596
3. Indianapolis	34-24-0	.586
4. N.Y. Giants	34-25-0	.576
5. Philadelphia	32-25-1	.560
<b>6. Green Bay</b>	<b>32-26-0</b>	<b>.552</b>
7t. Dallas, San Diego	31-27-0	.534
9t. Chicago, Pittsburgh	30-28-0	.517

### 312 AND COUNTING

Another packed house at Lambeau Field against the Redskins in Week 2 brought the stadium's consecutive-sellouts streak to 312 games (294 regular season, 18 playoffs).

- ▶ The league's longest-tenured stadium, Lambeau Field is hosting its 57th season of football in 2013. A total of 635,610 fans made their way through the turnstiles for the nine home contests in 2012.
- ▶ Across American professional sports, only Boston's Fenway Park (1912) and Chicago's Wrigley Field (1914) have longer tenures.

### THE LAMBEAU ADVANTAGE

The crown jewel of the National Football League, Lambeau Field has long been known as one of the tougher venues to play in, particularly during the harsh Wisconsin winter.

- ▶ Re-establishing home-field advantage after a 4-4 mark in 2008 was one of the goals of 2009, and with the Packers finishing 6-2 at home, they accomplished that goal. Green Bay followed that up with a 7-1 mark at Lambeau Field in 2010, a perfect 8-0 record in 2011, the first undefeated home mark since 2002, and a 7-1 mark last season.
- ▶ Head Coach **Mike McCarthy** stated consistently upon his arrival in Green Bay that one of the team's goals would be to reclaim the mystique of playing at Lambeau Field. Mission accomplished. The team is 42-9 (.824) at home over its past 51 regular-season games.
- ▶ Since **Ron Wolf** and **Mike Holmgren** began the revitalization of the franchise in 1992, Green Bay owns the best home record in the NFL. A look at the top regular-season home W-L records since the '92 season:

Team	W-L Record	Pct.
<b>1. Green Bay</b>	<b>130-39-0</b>	<b>.769</b>
2. Pittsburgh	121-48-1	.715
3. New England	119-51-0	.700
4. Baltimore (since '96)	96-41-1	.697
5. Denver	119-52-0	.696

### HOT AT HOME

The Packers' win over Dallas at Lambeau in Week 10 of 2009 was the first step to a 7-1 finish and a playoff berth for Green Bay.

- ▶ Since that win, the Packers have been one of the best teams in the league at home. Green Bay's lone regular-season defeats since then came to Miami in 2010 (Week 6) and in the 2012 season opener vs. San Francisco:

Team	W-L Record	Pct.
<b>1. Green Bay</b>	<b>27-2</b>	<b>.931</b>
2. New England	26-3	.897
3. Baltimore	26-4	.867

### IN THE FREE-AGENCY ERA

Talk of unrestricted free agency in the early '90s led many to forecast tough times for the small-town Green Bay Packers.

- ▶ However, Green Bay has remained among the most successful teams since the advent of free agency in 1993. The Packers have won 10 or more games 13 times since '93 and captured nine division crowns.
- ▶ A look at the most successful teams in the free-agency era:

Team	W-L Since '93	Pct.	Playoff Berths
1. New England	214-110-0	.660	14
<b>2. Green Bay</b>	<b>206-117-0</b>	<b>.638</b>	<b>15</b>
3. Pittsburgh	201-122-1	.622	13
4. Denver	191-133-0	.590	10
5. Indianapolis	190-134-0	.586	14

## IN THE LEAGUE RANKINGS, 2013
















GREEN BAY (Team)			DETROIT (Team)		
Category	NFC	NFL	Category	NFC	NFL
Turnover Margin (-2) . . . . .	13T	21T	Turnover Margin (+4) . . . . .	4	7T
Points Scored (32.0) . . . . .	1	2	Points Scored (30.5) . . . . .	3	4
Points Allowed (29.3) . . . . .	12	27	Points Allowed (25.3) . . . . .	8	20
Total Offense (454.7) . . . . .	2	3	Total Offense (404.8) . . . . .	4	6
Rushing (128.0) . . . . .	5	9	Rushing (95.8) . . . . .	11	21
Passing (326.7) . . . . .	2	3	Passing (309.0) . . . . .	4	5
Total Defense (404.3) . . . . .	13	28	Total Defense (378.8) . . . . .	7	18
vs. Rush (93.3) . . . . .	5	8	vs. Rush (110.8) . . . . .	11	20
vs. Pass (311.0) . . . . .	14	28	vs. Pass (268.0) . . . . .	9	21
Third-Down Offense (36.4%) . . . . .	8	18	Third-Down Offense (29.8%) . . . . .	13	28
Third-Down Defense (40.0%) . . . . .	11	24	Third-Down Defense (21.3%) . . . . .	1	1
Red-Zone Offense (64.3%) . . . . .	3	8T	Red-Zone Offense (52.9%) . . . . .	11	20
Red-Zone Defense (81.8%) . . . . .	16	31	Red-Zone Defense (38.5%) . . . . .	5	9T

GREEN BAY (Individual)			DETROIT (Individual)		
Category	NFC	NFL	Category	NFC	NFL
Passing: Rodgers (105.1) . . . . .	1	3	Passing: Stafford (96.2) . . . . .	5	8
Rushing: Starks (187) . . . . .	12	25	Rushing: Bush (254) . . . . .	10	15
Receptions: Cobb (21) . . . . .	11T	24T	Receptions: Johnson (21) . . . . .	11T	24T
Rec. Yds.: Cobb (290) . . . . .	12	24	Rec. Yds.: Johnson (312) . . . . .	9	19
Interceptions: Neal/Shields (1) . . . . .	14T	22T	Interceptions: Three players (2) . . . . .	1T	4T
Sacks: Matthews (2.0) . . . . .	18T	42T	Sacks: Ansah (2.5) . . . . .	14T	34T

## 2013 SCHEDULE NOTES

### 2013 OPPONENTS

	Record	NFL Rank (2013)	
		Offense	Defense
 Atlanta Falcons.....(1-3)	(1-3)	7	25
 at Baltimore Ravens...(2-2)	(2-2)	28	15
 Chicago Bears.....(3-1)	(3-1)	13T	20
 at Cincinnati Bengals...(2-2)	(2-2)	22	13
 Cleveland Browns.....(2-2)	(2-2)	24	3
 at Dallas Cowboys.....(2-2)	(2-2)	19	19
 Detroit Lions.....(3-1)	(3-1)	6	18
 Minnesota Vikings.....(1-3)	(1-3)	15	29
 at New York Giants.....(0-4)	(0-4)	23	21
 Philadelphia Eagles.....(1-3)	(1-3)	2	32
 Pittsburgh Steelers.....(0-4)	(0-4)	18	11
 at San Francisco 49ers...(2-2)	(2-2)	21	4
 Washington Redskins...(1-3)	(1-3)	9	31

### A LOOK AT THE SCHEDULE

The Green Bay Packers' 93rd NFL regular-season schedule is headlined by four prime-time games (subject to flexible scheduling) and a Thanksgiving contest at Detroit.

- ▶ Green Bay's schedule includes seven games against 2012 playoff teams, with three of those contests (Atlanta, Minnesota, Washington) at Lambeau Field and four on the road (Baltimore, Cincinnati, Minnesota, San Francisco). The Packers will travel to play both of the teams that played in Super Bowl XLVII (Baltimore and San Francisco).
- ▶ The Packers have two prime-time contests at home (vs. Chicago on *Monday Night Football* in Week 9 and vs. Atlanta on Sunday night in Week 14) and two on the road (Sunday night contests at Minnesota in Week 8 and at the N.Y. Giants in Week 11). Green Bay plays at Detroit on Thanksgiving in a nationally televised contest.
- ▶ The Packers' bye was in Week 4, the earliest their open date has come on the schedule since they had a Week 4 bye in 1999.
- ▶ For the first time since entering the National Football League in 1921, Green Bay does not have back-to-back road games on its schedule.
- ▶ The Packers have 14 games on Sunday, including seven straight to start the season, one Monday night game and the Thursday game on Thanksgiving.
- ▶ For just the second time in eight seasons under Head Coach **Mike McCarthy** (also 2010), the Packers opened the season on the road, this year against San Francisco on Sunday, Sept. 8. Green Bay opened its season against the 49ers for the second straight year and at San Francisco for the first time in franchise history.
- ▶ In Week 2, the Packers opened their home slate against the Redskins for the first time since 1933, when they hosted the Boston Redskins in the season opener.
- ▶ Green Bay headed into its Week 4 bye with a road contest at Cincinnati in Week 3, and then hosts Detroit in Week 5, the third time in the past five seasons that the Lions have visited Lambeau Field in October.
- ▶ The Packers travel to Baltimore in Week 6 to take on the Ravens, the second straight season that Green Bay has visited the defending Super Bowl champions (N.Y. Giants in 2012).
- ▶ Green Bay's Week 8 trip to Minnesota for a Sunday night contest kicks off a stretch of three prime-time games in four weeks for the Packers.
- ▶ In Week 9, the Packers will host the Bears in a Monday night game, the 21st consecutive season that Green Bay has appeared on *Monday Night Football* (1993-2013). It marks the eighth straight season (2006-13) that the division rivals have squared off in a prime-time contest.
- ▶ Green Bay stays home on a short week to host the Eagles in Week 10 before traveling to New York for the second straight season to play the Giants in a Sunday night contest.
- ▶ The Packers visit Detroit on Thanksgiving (Week 13) for the fourth time in seven seasons (2007, 2009, 2011) and then return home for their final scheduled prime-time contest against Atlanta in Week 14 on Sunday night.
- ▶ The Packers' lone NFC North contest in the final month of the season comes in Week 17 at Chicago, the second time under McCarthy (also 2006) that Green Bay has closed out the regular season at Soldier Field. The Packers visit Dallas in Week 15 and host Pittsburgh in the home finale in Week 16.





## STREAKS & MILESTONES – REGULAR SEASON

### **18 RANDALL COBB**

- ▶ Set a single-season franchise record with a league-high 2,342 combined net yards in 2012, topping the previous team mark of 2,250 yards by RB Ahman Green in 2003.
- ▶ Has three kick return scores (two punts, one kickoff) in his career, which ties him for No. 2 in franchise history behind only RB Travis Williams' six return TDs (one punt, five kickoffs).
- ▶ Is tied for No. 4 in the NFL with the three total kick return TDs since 2011.

### **2 MASON CROSBY**

- ▶ His 762 points from 2007-12 rank No. 1 in NFL history for the most points scored by a player in his first six seasons, topping the mark of Indianapolis K Mike Vanderjagt (755, 1998-2003).
- ▶ In 2011, set a franchise record with a 58-yard field goal in Week 7 at Minnesota, eclipsing the mark of 56 yards he held (Week 1 at Philadelphia, 2010; Week 5 at Atlanta, 2011).
- ▶ Ranks No. 4 in team annals with 786 career points, having surpassed Paul Hornung (760) last season at Minnesota in Week 17. Needs 35 points to surpass No. 3 Chris Jacke (820).
- ▶ Reached the 700-point mark for his career in his 89th game, second fastest to 700 in team history behind only Hornung (87 games).
- ▶ Ranks No. 2 in team history for the most 100-point seasons with six, trailing only K Ryan Longwell (eight).
- ▶ Made 23 straight field goals from Week 13 of 2010 through Week 10 of 2011, the longest regular-season streak in franchise history as he eclipsed Chris Jacke's mark of 17 (1993).
- ▶ For his career, has hit 103 of 114 field goals (90.4 percent) from 39 yards and closer.
- ▶ Has hit 39 of 55 field goals (70.9 percent) from 40-49 yards.
- ▶ Has hit 14 of 33 field goals (42.4 percent) from 50-plus yards.

### **88 JERMICHAEL FINLEY**

- ▶ Set a single-season franchise record for the most catches by a tight end with 61 in 2012.
- ▶ Is the only tight end in franchise history to register three 55-catch seasons (2009, 2011, 2012).
- ▶ Ranks No. 2 all-time among Green Bay tight ends with three 100-yard receiving games in his career, trailing only Paul Coffman (six).
- ▶ Ranks No. 2 among TEs in team history with 2,606 receiving yards, having surpassed Ron Kramer (2,594) in Week 2 vs. Washington.
- ▶ Is No. 3 among TEs in team annals with 209 receptions. Needs 48 more catches to move past No. 2 Bubba Franks (256).
- ▶ In Week 4 vs. New Orleans last season, surpassed 2,000 career receiving yards in his 52nd career game, fastest among tight ends in franchise history (Coffman, 66 games).

### **50 A.J. HAWK**

- ▶ Is tied for No. 2 in franchise history for the most seasons leading the team in tackles with four (2006, 2008, 2010, 2012). He trails only LB Nick Barnett, who led the team in tackles five times (2003-05, 2007, 2009).
- ▶ Has either led the team or finished second in tackles in six of his seven seasons in Green Bay. Has posted 100-plus tackles in six of seven seasons.
- ▶ Currently has 900 career tackles and is 53 tackles shy of moving into the top five in team history (since defensive stats began to be recorded by coaches in 1975). Trails No. 5 LeRoy Butler (953 career tackles) by 66 tackles.

### **89 JAMES JONES**

- ▶ Led the NFL with 14 TD catches in 2012, the first Packer to lead the league in the category since WR Sterling Sharpe did so with a franchise-record 18 in 1994.
- ▶ Caught at least two TD passes in three straight games in 2012 (Weeks 4-6), joining Don Hutson (1943) as the only players in franchise history to accomplish that feat.
- ▶ Has caught at least five TD passes each of the past four seasons (2009-12), the first Packer to do so since WR Antonio Freeman accomplished the feat in six consecutive seasons (1996-2001).
- ▶ Is the only offensive player on the Packers to play in every regular-season game since the start of the 2009 season.
- ▶ Is tied for No. 11 in franchise history with 35 career TD catches. Needs one TD grab to move past Carroll Dale (35) for sole possession of the No. 11 spot.

### **8 TIM MASTHAY**

- ▶ Ranks No. 1 in franchise history (min. 150 punts) with a 44.2-yard gross punting average.
- ▶ Set a single-season franchise record with his 45.6-yard gross average in 2011, surpassing Craig Hentrich's 45.0-yard mark in 1997.
- ▶ Tied Sean Landeta's single-season franchise record (1998) by placing 30 punts inside the 20-yard line in 2012.
- ▶ Holds the top three single-season marks for net punting average in franchise history (since 1976) with a 38.93 average in 2012, a 38.56 average in 2011 and a 37.65 average in 2010.
- ▶ Ranks No. 3 in franchise annals (since 1976) for the most punts inside the 20 with 83 in his career, trailing only Craig Hentrich (104) and Josh Bidwell (85).

*Two years after he co-founded the Packers with Curly Lambeau, George Calhoun began writing a piece called The Dope Sheet, which served as the official press release and game program from 1921-24.*



**STREAKS & MILESTONES – REGULAR SEASON**

**52 CLAY MATTHEWS**

- ▶ Only player in franchise history to be named to the Pro Bowl each of his first four seasons in the league (2009-12).
- ▶ Only player in team history to score a defensive TD in each of his first three seasons in the league (2009-11).
- ▶ His 17 sacks in his first 20 games were the most by an NFL player to start his career at the time, eclipsing the mark of 16.5 set by Leslie O'Neal (1986, 1988) and John Abraham (2000-01).
- ▶ Is the first NFL player since sacks became an official stat in 1982 to post a double-digit sack total and a defensive TD in each of his first two seasons in the league.
- ▶ First player in franchise annals to post 10-plus sacks in each of his first two years in the NFL.
- ▶ Ranks No. 5 in team history with 44.5 career sacks.
- ▶ His 29.5 sacks from 2009-11 were tied for No. 1 in team history with Tony Bennett for the most sacks by a Packer in his first three seasons in the league.
- ▶ Ranks No. 6 in the NFL with 44.5 sacks since 2009.
- ▶ Set a franchise rookie record with 10 sacks in 2009.

**87 JORDY NELSON**

- ▶ Ranks No. 2 in the NFL with 25 TD catches since 2011, trailing only Patriots TE Rob Gronkowski (28) over that span.
- ▶ His 22 TD grabs from 2011-12 were the most by a Packer over a two-year span since WR Antonio Freeman posted 26 TDs from 1997-98.
- ▶ Caught 15 TD passes in 2011, joining WRs Sterling Sharpe (18 in 1994) and Don Hutson (17 in 1942) as the only players in franchise annals to catch 15-plus TD passes in a season.
- ▶ Is tied for No. 2 among active players with three career TD catches of 80-plus yards.

**12 AARON RODGERS**

- ▶ Ranks No. 1 in NFL history with a 104.9 career passer rating.
- ▶ Set an NFL single-season record in 2011 with a 122.5 passer rating and set team marks for TD passes (45), passing yards (4,643), completion percentage (68.3), yards per attempt (9.25), TD/INT ratio (7.50) and 300-yard games (eight).
- ▶ Posted 21,332 passing yards from 2008-12, the most in NFL history by a quarterback in his first five seasons as a starter.
- ▶ Threw a TD pass in 35 straight regular-season games at Lambeau Field from 2008-12, a team record (previous mark was 25 by Brett Favre, 1992-96). It was the second-longest home streak in NFL history behind Dan Marino's 39-game streak from 1983-88.
- ▶ Tied a single-game franchise record with six TD passes at Houston in Week 6 of 2012, matching Matt Flynn's mark (Jan. 1, 2012, vs. Detroit).
- ▶ In 81 regular-season starts, has 30 career 300-yard games, 34 three-TD games and 44 zero-INT games.
- ▶ Has posted a 100-plus passer rating 48 times. Set an NFL record for quarterbacks whose careers started since 1970 with 43 games with a 100-plus passer rating in his first 75 starts.
- ▶ Posted a 100-plus passer rating in four straight seasons (2009-12), one of only two QBs in league history to accomplish that feat (Steve Young, 1991-94).
- ▶ Is the only QB in team history with three 400-yard passing games, including a 480-yard effort vs. Washington in Week 2 this season that

tied a franchise record.

- ▶ When he hit the 150-TD mark for his career, he had thrown just 42 INTs to that point, the fewest in NFL history as he surpassed Dan Marino's mark of 69 INTs at the time of his 150th TD pass.
- ▶ In 2009, became first QB in NFL history to throw 30 or more TDs, seven or fewer INTs, and rush for five TDs in the same season.
- ▶ Has registered a passer rating over 110.0 in four or more consecutive games three times in his career (Weeks 3-7, 2009; Week 9, Weeks 11-13, 2010; Weeks 1-7, 9-12, 2011), one of only two quarterbacks in franchise history (Bart Starr, 1966) to accomplish the feat in a single season.
- ▶ Is the only NFL QB since the 1970 merger to post four straight 110-plus rating games in three straight seasons (2009-11).
- ▶ Posted four or more rushing TDs in three straight seasons (2008-10), becoming only the second Packers QB to accomplish that feat (Tobin Rote, 1954-56), and eclipsed 300 rushing yards in back-to-back seasons (2009-10), the first since Rote in 1954-56.
- ▶ Ranks No. 2 in team history with 179 TD passes, having surpassed Bart Starr (152) in Week 8 of 2012.
- ▶ With 18 career rushing TDs, ranks No. 2 in team history among QBs behind only Tobin Rote (29).

		NFL Offense			NFL Defense		
After Week ...	Opp.	Total	Rush	Pass	Total	Rush	Pass
1	at SF	11	26T	8	31	20T	30
2	WAS	1	16	2	29	17	30
3	at Cin	3	10	3	27	11	27
4	(bye)	3	9	3	28	8	28
5	DET						
6	at Bal						
7	CLE						
8	at Min						
9	CHI						
10	PHI						
11	at NYG						
12	MIN						
13	at Det						
14	ATL						
15	at Dal						
16	PIT						
17	at Chi						
<b>Packers in 2012</b>		<b>13</b>	<b>20</b>	<b>9</b>	<b>11</b>	<b>17</b>	<b>11</b>
<b>Packers in 2011</b>		<b>3</b>	<b>27</b>	<b>3</b>	<b>32</b>	<b>14</b>	<b>32</b>
<b>Packers in 2010</b>		<b>9</b>	<b>24</b>	<b>5</b>	<b>5</b>	<b>18</b>	<b>5</b>
<b>Packers in 2009</b>		<b>6</b>	<b>14</b>	<b>7</b>	<b>2</b>	<b>1</b>	<b>5</b>
<b>Packers in 2008</b>		<b>8</b>	<b>17</b>	<b>8</b>	<b>20</b>	<b>26</b>	<b>12</b>
<b>Packers in 2007</b>		<b>2</b>	<b>21</b>	<b>2</b>	<b>11</b>	<b>14</b>	<b>12</b>
<b>Packers in 2006</b>		<b>9</b>	<b>23</b>	<b>8</b>	<b>12</b>	<b>13</b>	<b>17</b>
<b>Packers in 2005</b>		<b>18</b>	<b>30</b>	<b>7</b>	<b>7</b>	<b>23</b>	<b>1</b>
<b>Packers in 2004</b>		<b>3</b>	<b>10</b>	<b>3</b>	<b>25</b>	<b>14</b>	<b>25</b>
<b>Packers in 2003</b>		<b>4</b>	<b>3</b>	<b>16</b>	<b>17</b>	<b>10</b>	<b>23</b>
<b>Packers in 2002</b>		<b>12</b>	<b>12</b>	<b>10</b>	<b>12</b>	<b>21</b>	<b>3</b>
<b>Packers in 2001</b>		<b>6</b>	<b>21</b>	<b>3</b>	<b>12</b>	<b>16</b>	<b>15</b>
<b>Packers in 2000</b>		<b>15</b>	<b>23</b>	<b>8</b>	<b>15</b>	<b>8</b>	<b>19</b>
<b>Packers in 1999</b>		<b>9</b>	<b>21</b>	<b>7</b>	<b>19</b>	<b>22</b>	<b>18</b>
<b>Packers in 1998</b>		<b>5</b>	<b>25</b>	<b>3</b>	<b>4</b>	<b>4</b>	<b>10</b>
<b>Packers in 1997</b>		<b>4</b>	<b>12</b>	<b>3</b>	<b>7</b>	<b>20</b>	<b>8</b>
<b>Packers in 1996</b>		<b>5</b>	<b>11</b>	<b>5</b>	<b>1</b>	<b>4</b>	<b>1</b>
<b>Packers in 1995</b>		<b>7</b>	<b>26</b>	<b>3</b>	<b>14</b>	<b>7</b>	<b>21</b>
<b>Packers in 1994</b>		<b>9</b>	<b>19</b>	<b>9</b>	<b>6</b>	<b>3</b>	<b>15</b>
<b>Packers in 1993</b>		<b>19</b>	<b>22</b>	<b>18</b>	<b>2</b>	<b>8</b>	<b>7</b>



**PACKERS PROJECTED STARTERS – OFFENSE**

**WR Jordy Nelson, 6th Year, Kansas State, D2a-08**

- ▶ Is tied for No. 3 in the NFL with 25 TD catches since 2011, trailing only Patriots TE Rob Gronkowski (28) and Saints TE Jimmy Graham (26).
- ▶ Caught 49 passes for 745 yards (15.2 avg.) and seven TDs last season despite missing four full games and most of two others due to injury.
- ▶ With 15 TD catches in 2011, became only the third player in franchise history to catch 15 or more TDs in a season, joining WRs Sterling Sharpe (18 in 1994) and Don Hutson (17 in 1942).
- ▶ Became the first player since the 1970 AFL-NFL merger to post three 80-yard TD grabs over an eight-game span in the regular season (Week 16, 2010-Week 6, 2011).

**LT David Bakhtiari, Rookie, Colorado, D4a-13**

- ▶ Became just the fourth Green Bay rookie to start at LT in the season opener since the 1970 AFL-NFL merger and the first since 1985.
- ▶ Earned second-team All-Pacific-12 honors from the conference's coaches each of his last two seasons (sophomore and junior) at Colorado.
- ▶ Was named to the watch lists for both the Outland Trophy and the Lombardi Award in 2012.
- ▶ Opened 22 games at LT over his final two seasons after starting at right tackle as a redshirt freshman in 2010.

**LG Josh Sitton, 6th Year, Central Florida, D4b-08**

- ▶ Has started 65 games since 2009, the most by an offensive lineman in a Green Bay uniform over that span.
- ▶ Was named to his first career Pro Bowl in 2012, becoming the first Green Bay guard to be selected since Marco Rivera in 2004.
- ▶ Was named 2010 Offensive Lineman of the Year by the NFL Alumni Association.
- ▶ According to STATS LLC, allowed only 7.5 sacks in his first four seasons as a starter (2009-12).
- ▶ Was the only Packer on either side of the ball to not miss a snap from 2009-10.

**C Evan Dietrich-Smith, 4th Year, Idaho State, FA-10**

- ▶ Appeared in all 16 games last season with a career-high six starts (four at LG, two at C).
- ▶ Has started games at three different positions during his career (five at LG, five at C, two at RG).
- ▶ Rejoined the Packers in Week 17 of 2010 after being released at the end of training camp that season; spent the first four weeks of the season with Seattle.
- ▶ Was the only non-drafted rookie to make the Packers' opening-day roster in 2009.
- ▶ Set an Idaho State record with 44 starts on the offensive line, playing all five positions in his college career, including the last two years at LT.

**RG T.J. Lang, 5th Year, Eastern Michigan, D4-09**

- ▶ Started 15 of 16 games last season (12 at LG, three at RT) and has started 33 contests since 2011.
- ▶ Has started games at four different positions on the line as a pro (27 at LG, five at RT, three at RG, two at LT).
- ▶ Started games at both tackle spots in his first season (2009) and became the first Packers rookie to start consecutive games at left tackle since Chad Clifton in 2000.
- ▶ Began his college career as a defensive lineman, but converted to the offensive line as a sophomore and started 36 straight games (10 at RT, 26 at LT) over his final three years.

**RT Don Barclay, 2nd Year, West Virginia, FA-12**

- ▶ Appeared in all 16 games in 2012, the only Green Bay rookie on the offensive side of the ball to do so last season.
- ▶ Including playoffs, has started nine consecutive games at RT.
- ▶ Was one of four rookie free agents to make the Packers' opening-day roster in 2012.
- ▶ Started three years at LT for West Virginia and tied a school record by playing in 52 career games, including 39 consecutive contests.

**TE Jermichael Finley, 6th Year, Texas, D3-08**

- ▶ Played in all 32 contests over the last two seasons and ranked No. 3 on the team last season with 61 catches, the most ever by a Green Bay tight end, for 667 yards (10.9 avg.) and two TDs.
- ▶ Is the only tight end in team history to register three 55-catch seasons.
- ▶ Set a career high with 767 receiving yards in 2011, the No. 2 mark in franchise annals behind only Paul Coffman's 814 yards in 1983.
- ▶ Ranks No. 2 on the all-time franchise list among tight ends for receiving yards (2,606) and No. 3 for receptions (209).

**WR Randall Cobb, 3rd Year, Kentucky, D2-11**

- ▶ Has gone over the 100-yard receiving mark in two games this season and ranks No. 8 in the NFL in receiving yards per game (96.7).
- ▶ Set a franchise single-season record with a league-high 2,342 combined net yards in 2012, topping the previous team mark of 2,250 yards by RB Ahman Green in 2003.
- ▶ With 954 receiving yards and 964 kickoff return yards in 2012, he became the first player in NFL history to post 900-plus yards in each category in the same season.
- ▶ Led the team in receptions (80) and receiving yards (954) in 2012 and finished second on the squad in TD catches (eight).

**QB Aaron Rodgers, 9th Year, California, D1-05**

- ▶ His career passer rating of 104.9 ranks No. 1 in NFL history.
- ▶ Ranks No. 3 in the NFL this season in passing yards/game (352.3), No. 3 in passer rating (105.1), No. 3 in yards per attempt (8.66) and tied for No. 4 in TD passes (eight).
- ▶ Posted 21,332 passing yards from 2008-12, which ranks No. 1 in league history for the most passing yards by a QB in his first five seasons as a starter (previous record was Peyton Manning, 20,618, 1998-2002).
- ▶ In 81 regular-season starts (53-28 record), has posted 30 games with 300-plus passing yards, 44 without an interception and 48 with a 100-plus passer rating.
- ▶ In 2011, set an NFL record with a 122.5 passer rating and set franchise marks for TD passes (45), passing yards (4,643), completion percentage (68.3), yards per attempt (9.25) and 300-yard games (eight) on his way to earning NFL Most Valuable Player honors from *The Associated Press*.

**RB Eddie Lacy, Rookie, Alabama, D2-13**

- ▶ Became just the third Green Bay rookie since the merger to start the season opener at RB, joining Brandon Jackson (2007) and John Brockington (1971).
- ▶ Earned first-team All-Southeastern Conference following his first full season as the starter in 2012, rushing for 1,322 yards and 17 TDs on 204 carries (6.5 avg.). The 17 rushing TDs were a single-season school record and his yardage total was the sixth highest in school annals.
- ▶ A member of national championship teams in three of his four years on campus at Alabama, he finished with the highest yards-per-carry average (6.8) in school history for players with 300-plus attempts.
- ▶ Turned pro following his junior season and was chosen by the Packers in the second round with the No. 61 overall pick.

**FB John Kuhn, 8th Year, Shippensburg, W-07 (Pit)**

- ▶ Has played in 94 of 99 games (101 of 106 including playoffs) during his six seasons in Green Bay, appearing in all 16 regular-season contests in four of those seasons.
- ▶ Selected to the Pro Bowl in 2011, becoming the first Green Bay fullback to be honored since William Henderson in 2004.
- ▶ Only player on the team to have a rushing and receiving touchdown each season from 2008-11, and was the first Packer to achieve that feat since RB Ahman Green (2001-04).
- ▶ Led the team with four rushing TDs in 2011 and led the running backs with six total TDs.



**PACKERS PROJECTED STARTERS – DEFENSE**

**LDE B.J. Raji, 5th Year, Boston College, D1a-09**

- ▶ Earned his first bid to the Pro Bowl in 2011, becoming the first Green Bay defensive tackle since Bob Brown in 1972 to be voted to the all-star team.
- ▶ Has played in 56 games since 2010 (including playoffs), tied for the fourth most in the NFL by a defensive lineman over that span.
- ▶ Led all NFL nose tackles with 6½ sacks in 2010, the third most recorded by a nose tackle since 1990 (according to STATS LLC).
- ▶ Named to the *Pro Football Weekly*/PFWA All-Rookie team in 2009, the first Green Bay defensive lineman to be selected since DE Vonnie Holliday in 1998.

**NT Ryan Pickett, 13th Year, Ohio State, UFA-06 (StL)**

- ▶ Has played in 181 of a possible 195 regular-season games during his career, missing just nine contests due to injury.
- ▶ Was the only Green Bay defensive lineman to start all 16 games last season and led the line with 75 tackles (27 solo).
- ▶ Key component of Packers' No. 1-ranked rushing defense in 2009 (franchise-record 83.3 yards allowed per game), the first time in team history that Green Bay led the league in that category.
- ▶ Signed with Green Bay as an unrestricted free agent in 2006 after spending five seasons with St. Louis (2001-05). Led all NFL defensive linemen with 115 tackles in 2005.

**RDE Johnny Jolly, 5th Year, Texas A&M, D6a-06**

- ▶ Returned to the team this season following a three-year hiatus due to an NFL-issued suspension for violation of the league's substance-abuse policy.
- ▶ Posted a career-high 11 passes defended in 2009, the most by a Green Bay defensive lineman since the team began recording the statistic in 1980.
- ▶ Has played in 51 career games for the Packers with 41 starts and has recorded 199 tackles (103 solo), three sacks, an interception, 22 passes defended, four fumble recoveries and one forced fumble.
- ▶ Had a blocked FG, an interception and a fumble recovery in 2009, becoming the first Packer since CB Doug Evans (1993) to record all three in the same season.

**LOLB Nick Perry, 2nd Year, Southern California, D1-12**

- ▶ Held the starting role at LOLB for the first six games of his rookie campaign in 2012 before succumbing to a wrist injury that ended his season.
- ▶ Registered 29 tackles (18 solo) and two sacks in 2012.
- ▶ Earned first-team All-Pacific-12 recognition as a junior at Southern California in 2011, registering a team-high and career-best 9.5 sacks. His sack total led the Pac-12 and was tied for No. 14 nationally.
- ▶ Was one of six finalists for the Hendricks Award in 2011, which is given to the nation's top defensive end.

**BLB A.J. Hawk, 8th Year, Ohio State, D1-06**

- ▶ Has either led the team or finished second in tackles in six of his seven seasons in Green Bay. Led the team with 142 tackles (105 solo) in 2012.
- ▶ Has appeared in 113 of a possible 115 regular-season games in his career, starting 110 of them.
- ▶ Tied for No. 1 among NFL linebackers in 2010 with a career-high three interceptions. Earned first career Pro Bowl selection in 2010.
- ▶ Has posted 900 tackles (640 solo), 13½ sacks, eight interceptions, 34 passes defended, two forced fumbles and five fumble recoveries during his career.

**MLB Brad Jones, 5th Year, Colorado, D7-09**

- ▶ Leads the team with 33 tackles (26 solo) this season and has added a forced fumble and a fumble recovery.
- ▶ Came on in relief of D.J. Smith, who sustained a season-ending knee injury in 2012 in Week 6 at Houston, and made his first career start on the inside (13 starts at OLB) at St. Louis in Week 7. Registered 99 tackles (69 solo), two sacks and a forced fumble in his 10 starts last season.

- ▶ Became a core member on special teams in 2011, appearing in a career-high 15 games and recording a career-best 11 coverage tackles.
- ▶ Worked at OLB for his first three seasons, including his rookie campaign of 2009 that saw him start seven games and register a career-high four sacks.

**ROLB Clay Matthews, 5th Year, Southern California, D1b-09**

- ▶ Ranks No. 6 in the NFL since entering the league in 2009 with 44.5 sacks.
- ▶ Became the first Packer in team history to earn Pro Bowl recognition in each of his first four seasons in the NFL (2009-12).
- ▶ Is the only player in franchise history to score a defensive TD (interception or fumble return) in each of his first three seasons in the NFL (2009-11).
- ▶ Named first-team All-Pro by *The Associated Press* in 2010, the first Green Bay LB to earn that honor since Tim Harris in 1989. Finished second to Pittsburgh safety Troy Polamalu in the AP's Defensive Player of the Year voting.

**LCB Tramon Williams, 7th Year, Louisiana Tech, FA-06**

- ▶ Is tied for No. 2 in the league in interceptions (15) and ranks No. 3 in the NFL in INT return yards (296) since 2010 (including playoffs).
- ▶ Ranked No. 2 on the team with 24 passes defended last season, which matched his career high set in 2011.
- ▶ Despite suffering a shoulder injury in the 2011 season opener, went on to start 15 games that season and post career highs for tackles (65) and passes defended (24). Also added four interceptions.
- ▶ With three interceptions during the 2010 playoffs, tied Joe Laws (1944) and Craig Newsome (1996) for the franchise single-postseason record.

**RCB Sam Shields, 4th Year, Miami, FA-10**

- ▶ Was limited to 10 games with eight starts last season due to injury, but registered 38 tackles (28 solo), three interceptions, 15 passes defended (No. 3 on the team) and a sack.
- ▶ Made an impact in 2010 after making the team as a non-drafted rookie, earning the nickel CB job despite playing the position only one season in college.
- ▶ In Green Bay's NFC Championship win over Chicago in the 2010 season, became the first rookie in NFL history to record two INTs and a sack in a postseason contest.
- ▶ Played primarily wide receiver and special teams during his first three seasons at Miami.

**SS M.D. Jennings, 3rd Year, Arkansas State, FA-11**

- ▶ Saw the first scrimmage action of his career in 2012, appearing in all 16 contests with 10 starts. Moved into the starting lineup permanently in Week 8 after veteran Charles Woodson sustained a broken collarbone.
- ▶ Started the final nine games at FS and finished the season with 46 tackles (41 solo), six passes defended and an INT that he returned for a TD.
- ▶ Also contributed regularly on special teams in 2012, finishing with a career-high 10 tackles (tied for No. 3 on the team).
- ▶ Joined LBs Jamari Lattimore and Vic So'oto as the three non-drafted rookies to make Green Bay's opening-day roster in 2011.

**FS Morgan Burnett, 4th Year, Georgia Tech, D3-10**

- ▶ Ranked No. 2 on the team with a career-high 137 tackles (95 solo) in 2012 and was the only player on the club with a sack (two), an interception (two), a fumble recovery and a forced fumble.
- ▶ Participated in all 1,088 plays for Green Bay's defense in 2012, one of only four non-offensive linemen in the NFL to appear in 100 percent of his team's snaps.
- ▶ Enjoyed his first full season as a pro in 2011, joining DT B.J. Raji as the only two Green Bay defensive players to start all 16 regular-season games.
- ▶ Started the first four games of the 2010 season at SS before sustaining a season-ending knee injury vs. Detroit in Week 4.

## 2013 REGULAR-SEASON STATISTICS

	Packers	Opponent
<b>TOTAL FIRST DOWNS</b> .....	<b>78</b>	<b>60</b>
Rushing .....	26	14
Passing .....	46	44
Penalty .....	6	2
3rd Down: Made/Att.....	12/33	16/40
3rd Down Pct.....	36.4	40.0
4th Down: Made/Att.....	1/3	2/3
4th Down Pct.....	33.3	66.7
<b>POSSESSION AVG.</b> .....	<b>28:35</b>	<b>31:25</b>
<b>TOTAL NET YARDS</b> .....	<b>1364</b>	<b>1213</b>
Avg. Per Game.....	454.7	404.3
Total Plays.....	205	189
Avg. Per Play.....	6.7	6.4
<b>NET YARDS RUSHING</b> .....	<b>384</b>	<b>280</b>
Avg. Per Game.....	128.0	93.3
Total Rushes.....	73	75
<b>NET YARDS PASSING</b> .....	<b>980</b>	<b>933</b>
Avg. Per Game.....	326.7	311.0
Sacked/Yards Lost.....	10/77	7/34
Gross Yards.....	1057	967
Att./Completions.....	122/81	107/73
Completion Pct.....	66.4	68.2
<b>HAD INTERCEPTED</b> .....	<b>3</b>	<b>2</b>
<b>PUNTS/AVERAGE</b> .....	<b>12/44.0</b>	<b>13/42.4</b>
Net Punting Avg.....	12/42.6	13/38.1
<b>PENALTIES/YARDS</b> .....	<b>13/139</b>	<b>23/206</b>
<b>FUMBLES/BALL LOST</b> .....	<b>4/4</b>	<b>5/3</b>
<b>TOUCHDOWNS</b> .....	<b>12</b>	<b>12</b>
Rushing .....	3	3
Passing .....	8	8
Returns .....	1	1

**SCORE BY PERIODS**

	Q1	Q2	Q3	Q4	OT	PTS
PACKERS	17	37	35	7	0	96
OPPONENTS	21	7	21	39	0	88

**SCORING**

	TD	-Ru	-Pa	-Rt	K-PAT	FG	S	PTS
Mason Crosby.....	0	0	0	0	12/12	4/4	0	24
Jordy Nelson.....	3	0	3	0			0	18
Randall Cobb.....	2	0	2	0			0	12
Jermichael Finley.....	2	0	2	0			0	12
Johnathan Franklin.....	1	1	0	0			0	6
M.D. Jennings.....	1	0	0	1			0	6
James Jones.....	1	0	1	0			0	6
Eddie Lacy.....	1	1	0	0			0	6
James Starks.....	1	1	0	0			0	6
<b>PACKERS</b> .....	<b>12</b>	<b>3</b>	<b>8</b>	<b>1</b>	<b>12/12</b>	<b>4/4</b>	<b>0</b>	<b>96</b>
<b>OPPONENTS</b> .....	<b>12</b>	<b>3</b>	<b>8</b>	<b>1</b>	<b>10/11</b>	<b>2/5</b>	<b>0</b>	<b>88</b>

2-Pt Conversions: Packers 0-0, Opponents 0-1

**SACKS:** Clay Matthews 2, Mike Daniels 1, Davon House 1, M.D. Jennings 1, Johnny Jolly 1, Tramon Williams 1, PACKERS 7, OPPONENTS 10

**RUSHING**

	No	Yds	Avg	Long	TD
James Starks.....	34	187	5.5	32t	1
Johnathan Franklin.....	13	103	7.9	51	1
Eddie Lacy.....	15	51	3.4	10	1
Aaron Rodgers.....	8	34	4.3	18	0
Randall Cobb.....	2	6	3.0	3	0
John Kuhn.....	1	3	3.0	3	0
<b>PACKERS</b> .....	<b>73</b>	<b>384</b>	<b>5.3</b>	<b>51</b>	<b>3</b>
<b>OPPONENTS</b> .....	<b>75</b>	<b>280</b>	<b>3.7</b>	<b>32</b>	<b>3</b>

**PASSING**

	Att	Cmp	Yds	Cmp%	Yds/Att	TD	TD%	Int	Int%	Long	Sack/Lost	Rating
Aaron Rodgers.....	122	81	1057	66.4	8.66	8	6.6	3	2.5	57	10/77	105.1
<b>PACKERS</b> .....	<b>122</b>	<b>81</b>	<b>1057</b>	<b>66.4</b>	<b>8.66</b>	<b>8</b>	<b>6.6</b>	<b>3</b>	<b>2.5</b>	<b>57</b>	<b>10/77</b>	<b>105.1</b>
<b>OPPONENTS</b> .....	<b>107</b>	<b>73</b>	<b>967</b>	<b>68.2</b>	<b>9.04</b>	<b>8</b>	<b>7.5</b>	<b>2</b>	<b>1.9</b>	<b>44</b>	<b>7/34</b>	<b>113.7</b>

**RECEIVING**

	No	Yds	Avg	Long	TD
Randall Cobb.....	21	290	13.8	38	2
Jordy Nelson.....	18	289	16.1	37	3
James Jones.....	15	212	14.1	57	1
Jermichael Finley.....	11	121	11.0	27	2
James Starks.....	5	44	8.8	15	0
Andrew Quarless.....	4	28	7.0	10	0
Johnathan Franklin.....	3	23	7.7	10	0
Ryan Taylor.....	2	11	5.5	8	0
Eddie Lacy.....	1	31	31.0	31	0
Jeremy Ross.....	1	8	8.0	8	0
<b>PACKERS</b> .....	<b>81</b>	<b>1057</b>	<b>13.0</b>	<b>57</b>	<b>8</b>
<b>OPPONENTS</b> .....	<b>73</b>	<b>967</b>	<b>13.2</b>	<b>44</b>	<b>8</b>

**INTERCEPTIONS**

	No	Yds	Avg	Long	TD
Mike Neal.....	1	5	5.0	5	0
Sam Shields.....	1	1	1.0	1	0
<b>PACKERS</b> .....	<b>2</b>	<b>6</b>	<b>3.0</b>	<b>5</b>	<b>0</b>
<b>OPPONENTS</b> .....	<b>3</b>	<b>9</b>	<b>3.0</b>	<b>9</b>	<b>0</b>

**PUNTING**

	No	Yds	Avg	Net	TB	In 20	LG	Bik
Tim Masthay.....	12	528	44.0	42.6	0	5	55	0
<b>PACKERS</b> .....	<b>12</b>	<b>528</b>	<b>44.0</b>	<b>42.6</b>	<b>0</b>	<b>5</b>	<b>55</b>	<b>0</b>
<b>OPPONENTS</b> .....	<b>13</b>	<b>551</b>	<b>42.4</b>	<b>38.1</b>	<b>1</b>	<b>5</b>	<b>56</b>	<b>0</b>

**PUNT RETURNS**

	Ret	FC	Yds	Avg	Long	TD
Jeremy Ross.....	2	2	20	10.0	11	0
Randall Cobb.....	1	4	16	16.0	16	0
<b>PACKERS</b> .....	<b>3</b>	<b>6</b>	<b>36</b>	<b>12.0</b>	<b>16</b>	<b>0</b>
<b>OPPONENTS</b> .....	<b>4</b>	<b>4</b>	<b>17</b>	<b>4.3</b>	<b>7</b>	<b>0</b>

**KICKOFF RETURNS**

	No	Yds	Avg	Long	TD
Jeremy Ross.....	6	75	12.5	21	0
Randall Cobb.....	1	10	10.0	10	0
<b>PACKERS</b> .....	<b>7</b>	<b>85</b>	<b>12.1</b>	<b>21</b>	<b>0</b>
<b>OPPONENTS</b> .....	<b>9</b>	<b>230</b>	<b>25.6</b>	<b>32</b>	<b>0</b>

**FIELD GOALS**

	1-19	20-29	30-39	40-49	50+
Mason Crosby.....	1/1	2/2	0/0	1/1	0/0
<b>PACKERS</b> .....	<b>1/1</b>	<b>2/2</b>	<b>0/0</b>	<b>1/1</b>	<b>0/0</b>
<b>OPPONENTS</b> .....	<b>0/0</b>	<b>1/1</b>	<b>1/1</b>	<b>0/1</b>	<b>0/2</b>

Crosby: ( ) (28G) (41G, 19G, 26G)  
Opponents: (48N, 27G, 33G) (50N) (52N)



## 2013 REGULAR-SEASON DEFENSIVE STATISTICS

Official totals - based on coaches' film review, through Sept. 22 at Cincinnati

### SPECIAL TEAMS

Player	Total			Sacks/ Yards	Int/ Yards	Fum Rec	For Fum	Pass Def
	Tackles	Solo	Asst					
Brad Jones	33	26	7	0.0/0.0	0/0	1	1	0
A.J. Hawk	28	18	10	0.0/0.0	0/0	1	0	0
Sam Shields	24	21	3	0.0/0.0	1/1	0	0	8
M.D. Jennings	19	17	2	1.0/4.0	0/0	1	0	0
Clay Matthews	16	11	5	2.0/11.0	0/0	0	2	0
Tramon Williams	14	11	3	1.0/8.0	0/0	0	0	3
Jerron McMillian	13	11	2	0.0/0.0	0/0	0	0	1
Nick Perry	13	7	6	0.0/0.0	0/0	0	0	1
Mike Neal	12	4	8	0.0/0.0	1/5	0	0	1
B.J. Raji	9	5	4	0.0/0.0	0/0	0	0	0
Ryan Pickett	8	3	5	0.0/0.0	0/0	0	0	2
Micah Hyde	7	6	1	0.0/0.0	0/0	0	0	0
Johnny Jolly	7	3	4	1.0/2.0	0/0	0	0	0
Mike Daniels	6	4	2	1.0/3.0	0/0	0	0	0
Chris Banjo	5	4	1	0.0/0.0	0/0	0	0	0
Datone Jones	4	1	3	0.0/0.0	0/0	0	0	0
Davon House	3	3	0	1.0/6.0	0/0	0	0	1
C.J. Wilson	3	0	3	0.0/0.0	0/0	0	0	0
Andy Mulumba	2	0	2	0.0/0.0	0/0	0	0	0
Jarrett Bush	1	1	0	0.0/0.0	0/0	0	0	0
<b>Totals</b>	<b>227</b>	<b>156</b>	<b>71</b>	<b>7.0/34.0</b>	<b>2/6</b>	<b>3</b>	<b>3</b>	<b>17</b>

Player	TT	FR	FF
Davon House	5	0	0
Jamari Lattimore	3	0	0
Robert Francois	2	0	1
Andy Mulumba	2	0	0
Sam Barrington	1	0	0
Jarrett Boykin	1	0	0
John Kuhn	1	0	0
Tim Masthay	1	0	0
<b>Totals</b>	<b>16</b>	<b>0</b>	<b>1</b>

### DEFENSIVE SCORING

Player	TD	Int		Safeties
		Ret	Ret	
M.D. Jennings	1	0	1	0
<b>Totals</b>	<b>1</b>	<b>0</b>	<b>1</b>	<b>0</b>

### MISCELLANEOUS TACKLES

Player	Tackles
Randall Cobb	2
Jarrett Boykin	1
Jermichael Finley	1
<b>Totals</b>	<b>4</b>

#### Defensive touchdowns (1):

Jennings — 24-yard fumble return at Cincinnati (9/22)





**NFL**

No	ALPHABETICAL ROSTER	Pos	Ht	Wt	Birthdate	Exp	College	High School	Hometown
69	Bakhtiari, David	T	6-4	300	9/30/91	R	Colorado		San Mateo, Calif.
32	Banjo, Chris	S	5-10	207	2/26/90	R	SMU		Sugar Land, Texas
67	Barclay, Don	T/G	6-4	305	4/18/89	2	West Virginia		Harmony, Pa.
58	Barrington, Sam	LB	6-1	235	10/5/90	R	South Florida		Jacksonville, Fla.
86	Bostick, Brandon	TE	6-3	250	5/3/89	1	Newberry		Florence, S.C.
93	Boyd, Josh	DE	6-3	310	8/3/89	R	Mississippi State		Philadelphia, Miss.
11	Boykin, Jarrett	WR	6-2	218	11/4/89	2	Virginia Tech		Matthews, N.C.
42	Burnett, Morgan	S	6-1	209	1/13/89	4	Georgia Tech		College Park, Ga.
24	Bush, Jarrett	CB	6-0	200	5/21/84	8	Utah State		Vacaville, Calif.
18	Cobb, Randall	WR	5-10	192	8/22/90	3	Kentucky		Alcoa, Tenn.
2	Crosby, Mason	K	6-1	207	9/3/84	7	Colorado		Georgetown, Texas
76	Daniels, Mike	DE	6-0	300	5/5/89	2	Iowa		Blackwood, N.J.
62	Dietrich-Smith, Evan	C/G	6-2	308	7/19/86	4	Idaho State		Salinas, Calif.
88	Finley, Jermichael	TE	6-5	247	3/26/87	6	Texas		Diboll, Texas
49	Francois, Robert	LB	6-2	255	5/14/85	4	Boston College		Byfield, Mass.
23	Franklin, Johnathan	RB	5-10	205	10/23/89	R	UCLA		Los Angeles, Calif.
61	Goode, Brett	LS	6-1	255	11/2/84	6	Arkansas		Fort Smith, Ark.
50	Hawk, A.J.	LB	6-1	247	1/6/84	8	Ohio State		Centerville, Ohio
29	Hayward, Casey	CB	5-11	192	9/9/89	2	Vanderbilt		Perry, Ga.
34	Hill, Michael	RB	5-10	210	8/14/89	R	Missouri Western		St. Joseph, Mo.
31	House, Davon	CB	6-0	195	7/10/89	3	New Mexico State		Palmdale, Calif.
33	Hyde, Micah	CB	6-0	197	12/31/90	R	Iowa		Fostoria, Ohio
43	Jennings, M.D.	S	6-0	187	7/25/88	3	Arkansas State		Calhoun City, Miss.
97	Jolly, Johnny	DT	6-3	325	2/21/83	5	Texas A&M		Houston, Texas
59	Jones, Brad	LB	6-3	242	4/1/86	5	Colorado		East Lansing, Mich.
95	Jones, Datone	DE	6-4	285	7/24/90	R	UCLA		Compton, Calif.
89	Jones, James	WR	6-1	208	3/31/84	7	San Jose State		San Jose, Calif.
30	Kuhn, John	FB	6-0	250	9/9/82	8	Shippensburg		York, Pa.
27	Lacy, Eddie	RB	5-11	230	6/2/90	R	Alabama		Geismar, La.
70	Lang, T.J.	G	6-4	318	9/20/87	5	Eastern Michigan		Birmingham, Mich.
57	Lattimore, Jamari	LB	6-2	230	10/6/88	3	Middle Tennessee State		Hialeah, Fla.
8	Masthay, Tim	P	6-1	200	3/16/87	4	Kentucky		Murray, Ky.
52	Matthews, Clay	LB	6-3	255	5/14/86	5	Southern California		Agoura Hills, Calif.
22	McMillian, Jerron	S	5-11	203	4/2/89	2	Maine		Hillside, N.J.
55	Mulumba, Andy	LB	6-3	260	1/30/90	R	Eastern Michigan		Montreal, Quebec
96	Neal, Mike	DE	6-3	285	6/26/87	4	Purdue		Merrillville, Ind.
87	Nelson, Jordy	WR	6-3	217	5/31/85	6	Kansas State		Riley, Kan.
74	Newhouse, Marshall	T	6-4	319	9/29/88	4	Texas Christian		Dallas, Texas
51	Palmer, Nate	LB	6-2	248	9/23/89	R	Illinois State		Chicago, Ill.
53	Perry, Nick	LB	6-3	265	4/12/90	2	Southern California		Detroit, Mich.
79	Pickett, Ryan	DT	6-2	340	10/8/79	13	Ohio State		Zephyrhills, Fla.
81	Quarless, Andrew	TE	6-4	252	10/6/88	4	Penn State		Uniondale, N.Y.
90	Raji, B.J.	DT	6-2	337	7/11/86	5	Boston College		Washington Township, N.J.
12	Rodgers, Aaron	QB	6-2	225	12/2/83	9	California		Chico, Calif.
37	Shields, Sam	CB	5-11	184	12/8/87	4	Miami		Sarasota, Fla.
71	Sitton, Josh	G	6-3	318	6/16/86	6	Central Florida		Pensacola, Fla.
44	Starks, James	RB	6-2	218	2/25/86	4	Buffalo		Niagara Falls, N.Y.
65	Taylor, Lane	G	6-3	324	11/22/89	R	Oklahoma State		Arlington, Texas
82	Taylor, Ryan	TE	6-3	254	11/16/87	3	North Carolina		Winston-Salem, N.C.
64	Van Roten, Greg	G/C	6-3	303	2/26/90	2	Pennsylvania		Mineola, N.Y.
9	Wallace, Seneca	QB	5-11	205	8/6/80	10	Iowa State		Rancho Cordova, Calif.
38	Williams, Tramon	CB	5-11	191	3/16/83	7	Louisiana Tech		Napoleonville, La.
98	Wilson, C.J.	DE	6-3	306	3/30/87	4	East Carolina		Pinetown, N.C.

**Practice Squad**

77	Adams, Aaron	T	6-5	303	5/16/89	R	Eastern Kentucky		Greenacres, Fla.
68	Collins, Bryan	G	6-3	301	11/7/90	R	SMU		Keller, Texas
13	Dunn, Reggie	WR	5-9	178	1/5/89	R	Utah		Los Angeles, Calif.
17	Johnson, Charles	WR	6-2	215	2/27/89	R	Grand Valley State		Erlanger, Ky.
25	Nixon, James	CB	6-0	186	2/2/88	1	California (Pa.)		Hamden, Conn.
45	Stoneburner, Jake	TE	6-3	249	8/25/89	R	Ohio State		Dublin, Ohio
16	Tolzien, Scott	QB	6-2	213	9/4/87	3	Wisconsin		Palatine, Ill.
19	White, Myles	WR	6-0	182	3/30/90	R	Louisiana Tech		Livonia, Mich.

**Reserve/Physically Unable to Perform**

28	Richardson, Sean	S	6-2	216	1/21/90	2	Vanderbilt		Aug. 27 (neck)
78	Sherrrod, Derek	T	6-5	321	4/23/89	3	Mississippi State		Aug. 27 (leg)
73	Tretter, JC	T	6-4	307	2/12/91	R	Cornell		Aug. 27 (ankle)
99	Worthy, Jerel	DE	6-2	308	4/26/90	2	Michigan State		Aug. 27 (knee)

**Injured Reserve**

75	Bulaga, Bryan	T	6-5	314	3/21/89	4	Iowa		Aug. 27 (knee)
16	Dorsey, Kevin	WR	6-1	207	2/23/90	R	Maryland		Aug. 27 (toe)
13	Cunningham, Sederrick	WR	5-11	192	7/14/89	R	Furman		Aug. 6 (wrist)
26	Harris, DuJuan	RB	5-8	203	9/3/88	1	Troy		Aug. 27 (knee)

No	NUMERICAL ROSTER	Pos	Ht	Wt	Age	NFL		College	How Acquired	Reg. season GP/GS/DNP/IA
						Exp				
2	Mason Crosby	K	6-1	207	29	7		Colorado	D6c-07	3/0/0/0
8	Tim Masthay	P	6-1	200	26	4		Kentucky	FA-10	3/0/0/0
9	Seneca Wallace	QB	5-11	205	33	10		Iowa State	FA-13	0/0/3/0
11	Jarrett Boykin	WR	6-2	218	23	2		Virginia Tech	FA-12	3/0/0/0
12	Aaron Rodgers	QB	6-2	225	29	9		California	D1-05	3/3/0/0
18	Randall Cobb	WR	5-10	192	23	3		Kentucky	D2-11	3/2/0/0
22	Jerron McMillian	S	5-11	203	24	2		Maine	D4b-12	3/2/0/0
23	Johnathan Franklin	RB	5-10	205	23	R		UCLA	D4c-13	3/0/0/0
24	Jarrett Bush	CB	6-0	200	29	8		Utah State	W-06 (Car)	1/0/0/2
27	Eddie Lacy	RB	5-11	230	23	R		Alabama	D2-13	2/2/0/1
29	Casey Hayward	CB	5-11	192	24	2		Vanderbilt	D2b-12	0/0/0/3
30	John Kuhn	FB	6-0	250	31	8		Shippensburg	W-07 (Pit)	2/1/0/1
31	Davon House	CB	6-1	195	24	3		New Mexico State	D4-11	3/0/0/0
32	Chris Banjo	S	5-10	207	23	R		SMU	FA-13	3/1/0/0
33	Micah Hyde	CB	6-0	197	22	R		Iowa	D5a-13	3/1/0/0
34	Michael Hill	RB	5-10	210	24	R		Missouri Western	FA-13	0/0/0/0
37	Sam Shields	CB	5-11	184	25	4		Miami	FA-10	3/3/0/0
38	Tramon Williams	CB	5-11	191	30	7		Louisiana Tech	FA-06	3/3/0/0
42	Morgan Burnett	S	6-1	209	24	4		Georgia Tech	D3-10	0/0/0/3
43	M.D. Jennings	S	6-0	195	25	3		Arkansas State	FA-11	3/3/0/0
44	James Starks	RB	6-2	218	27	4		Buffalo	D6-10	3/1/0/0
49	Robert Francois	LB	6-2	250	28	4		Boston College	FA-09	3/0/0/0
50	A.J. Hawk	LB	6-1	242	29	8		Ohio State	D1-06	3/3/0/0
51	Nate Palmer	LB	6-2	248	24	R		Illinois State	D6-13	1/0/0/2
52	Clay Matthews	LB	6-3	255	27	5		Southern California	D1b-09	3/3/0/0
53	Nick Perry	LB	6-3	265	23	2		Southern California	D1-12	3/3/0/0
55	Andy Mulumba	LB	6-3	260	23	R		Eastern Michigan	FA-13	3/0/0/0
57	Jamari Lattimore	LB	6-2	237	25	3		Middle Tennessee State	FA-11	3/0/0/0
58	Sam Barrington	LB	6-1	235	23	R		South Florida	D7c-13	2/0/0/1
59	Brad Jones	LB	6-3	242	27	5		Colorado	D7-09	3/3/0/0
61	Brett Goode	LS	6-1	255	28	6		Arkansas	FA-08	3/0/0/0
62	Evan Dietrich-Smith	C/G	6-2	308	27	4		Idaho State	FA-10	3/3/0/0
64	Greg Van Roten	G/C	6-3	303	23	2		Pennsylvania	FA-12	3/0/0/0
65	Lane Taylor	G	6-3	324	23	R		Oklahoma State	FA-13	0/0/0/3
67	Don Barclay	T/G	6-4	305	24	2		West Virginia	FA-12	3/3/0/0
69	David Bakhtiari	T	6-4	300	22	R		Colorado	D4a-13	3/3/0/0
70	T.J. Lang	G	6-4	318	26	5		Eastern Michigan	D4-09	3/3/0/0
71	Josh Sitton	G	6-3	318	27	6		Central Florida	D4b-08	3/3/0/0
74	Marshall Newhouse	T	6-4	319	25	4		Texas Christian	D5b-10	3/0/0/0
76	Mike Daniels	DE	6-0	300	24	2		Iowa	D4a-12	3/0/0/0
79	Ryan Pickett	DT	6-2	338	33	13		Ohio State	UFA-06 (STL)	3/3/0/0
81	Andrew Quarless	TE	6-4	252	25	4		Penn State	D5a-10	3/1/0/0
82	Ryan Taylor	TE	6-3	254	25	3		North Carolina	D7a-11	3/0/0/0
86	Brandon Bostick	TE	6-3	250	24	1		Newberry	FA-12	2/0/0/1
87	Jordy Nelson	WR	6-3	217	28	6		Kansas State	D2a-08	3/3/0/0
88	Jermichael Finley	TE	6-5	247	26	6		Texas	D3-08	3/2/0/0
89	James Jones	WR	6-1	208	29	7		San Jose State	D3a-07	3/3/0/0
90	B.J. Raji	DT	6-2	337	27	5		Boston College	D1a-09	3/3/0/0
93	Josh Boyd	DE	6-3	310	24	R		Mississippi State	D5b-13	0/0/0/3
95	Datone Jones	DE	6-4	285	23	R		UCLA	D1-13	3/0/0/0
96	Mike Neal	DE	6-3	285	26	4		Purdue	D2-10	3/0/0/0
97	Johnny Jolly	DT	6-3	325	30	5		Texas A&M	D6a-06	3/2/0/0
98	C.J. Wilson	DE	6-3	305	26	4		East Carolina	D7-10	2/0/0/1

**Practice Squad**

13	Reggie Dunn	WR	5-9	178	24	R		Utah	FA-13	0/0/0/0
16	Scott Tolzien	QB	6-2	213	26	3		Wisconsin	FA-13	0/0/0/0
17	Charles Johnson	WR	6-2	215	24	R		Grand Valley State	D7a-13	0/0/0/0
19	Myles White	WR	6-0	182	23	R		Louisiana Tech	FA-13	0/0/0/0
25	James Nixon	CB	6-0	186	25	1		California (Pa.)	FA-12	0/0/0/0
45	Jake Stoneburner	TE	6-3	249	24	R		Ohio State	FA-13	0/0/0/0
68	Bryan Collins	G	6-3	301	22	R		SMU	FA-13	0/0/0/0
77	Aaron Adams	T	6-5	303	24	R		Eastern Kentucky	FA-13	0/0/0/0

**Reserve/Physically Unable to Perform**

28	Sean Richardson	S	6-2	216	23	2		Vanderbilt	FA-12	0/0/0/0
73	JC Tretter	T	6-4	307	22	R		Cornell	D4b-13	0/0/0/0
78	Derek Sherrod	T	6-6	321	24	3		Mississippi State	D1-11	0/0/0/0
99	Jerel Worthy	DE	6-2	304	23	2		Michigan State	D2a-12	0/0/0/0

**Injured Reserve**

13	Sederrick Cunningham	WR	5-11	192	24	R		Furman	FA-13	0/0/0/0
16	Kevin Dorsey	WR	6-1	207	23	R		Maryland	D7b-13	0/0/0/0
26	DuJuan Harris	RB	5-8	203	25	1		Troy	FA-12	0/0/0/0
75	Bryan Bulaga	T	6-5	314	24	4		Iowa	D1-10	0/0/0/0



**ROSTER BY POSITION**

**QUARTERBACK (2)**

Aaron Rodgers  
Seneca Wallace

**FULLBACK (1)**

John Kuhn

**RUNNING BACK (4)**

Johnathan Franklin

Michael Hill

Eddie Lacy

James Starks

**WIDE RECEIVER (4)**

Jarrett Boykin

Randall Cobb

James Jones

Jordy Nelson

**TIGHT END (4)**

Brandon Bostick

Jermichael Finley

Andrew Quarless

Ryan Taylor

**OFFENSIVE LINE (8)**

David Bakhtiari

Don Barclay

Evan Dietrich-Smith

T.J. Lang

Marshall Newhouse

Josh Sitton

Lane Taylor

Greg Van Roten

**DEFENSIVE LINE (8)**

Josh Boyd

Mike Daniels

Johnny Jolly

Datone Jones

Mike Neal

Ryan Pickett

B.J. Raji

C.J. Wilson

**LINEBACKER (9)**

Sam Barrington

Robert Francois

A.J. Hawk

Brad Jones

Jamari Lattimore

Clay Matthews

Andy Mulumba

Nate Palmer

Nick Perry

**CORNERBACK (6)**

Jarrett Bush

Casey Hayward

Davon House

Micah Hyde

Sam Shields

Tramon Williams

**SAFETY (4)**

Chris Banjo

Morgan Burnett

M.D. Jennings

Jerron McMillian

**SPECIALIST (3)**

Mason Crosby

Brett Goode

Tim Masthay

*Rookies and first-year players are underlined*

**PRONUNCIATION GUIDE**

David Bakhtiari . . . . . bock-tee-R-ee

Don Barclay . . . . . BAR-clay

Robert Francois . . . . . fran-SWAH

Brett Goode . . . . . GEWD

Datone Jones . . . . . DAY-tone

John Kuhn . . . . . KOON

Tim Masthay . . . . . MASS-tay

Jerron McMillian . . . . . juh-RON mick-MILL-in

Andy Mulumba . . . . . moo-LOOM-bah

Ryan Pickett . . . . . PICK-ett

Andrew Quarless . . . . . QUAR-liss

B.J. Raji . . . . . RAH-jee

Josh Sitton . . . . . SITT-en

Greg Van Roten . . . . . van RO-ten

Tramon Williams . . . . . trah-MAHN



## OFFENSE

<b>WR:</b>	87	Jordy Nelson	89	James Jones	
<b>LT:</b>	<u>69</u>	<u>David Bakhtiari</u>	74	Marshall Newhouse	
<b>LG:</b>	71	Josh Sitton	<u>65</u>	<u>Lane Taylor</u>	
<b>C:</b>	62	Evan Dietrich-Smith	64	Greg Van Roten	
<b>RG:</b>	70	T.J. Lang	64	Greg Van Roten	<u>65</u> <u>Lane Taylor</u>
<b>RT:</b>	67	Don Barclay	74	Marshall Newhouse	
<b>TE:</b>	88	Jermichael Finley	81	Andrew Quarless	82 Ryan Taylor <u>86</u> <u>Brandon Bostick</u>
<b>WR:</b>	18	Randall Cobb	11	Jarrett Boykin	
<b>QB:</b>	12	Aaron Rodgers	9	Seneca Wallace	
<b>RB:</b>	<u>27</u>	<u>Eddie Lacy</u>	44	James Starks	<u>23</u> <u>Johnathan Franklin</u> <u>34</u> <u>Michael Hill</u>
<b>FB:</b>	30	John Kuhn			

## DEFENSE

<b>LDE:</b>	90	B.J. Raji	98	C.J. Wilson	<u>95</u> <u>Datone Jones</u>
<b>NT:</b>	79	Ryan Pickett	<u>93</u>	<u>Josh Boyd</u>	
<b>RDE:</b>	97	Johnny Jolly	76	Mike Daniels	96 Mike Neal
<b>LOLB:</b>	53	Nick Perry	<u>55</u>	<u>Andy Mulumba</u>	
<b>BLB:</b>	50	A.J. Hawk	49	Robert Francois	<u>58</u> <u>Sam Barrington</u>
<b>MLB:</b>	59	Brad Jones	57	Jamari Lattimore	
<b>ROLB:</b>	52	Clay Matthews	<u>51</u>	<u>Nate Palmer</u>	
<b>LCB:</b>	38	Tramon Williams	31	Davon House	<u>33</u> <u>Micah Hyde</u>
<b>RCB:</b>	37	Sam Shields	29	Casey Hayward	24 Jarrett Bush
<b>SS:</b>	43	M.D. Jennings	22	Jerron McMillian	
<b>FS:</b>	42	Morgan Burnett	<u>32</u>	<u>Chris Banjo</u>	

## SPECIAL TEAMS

<b>K:</b>	2	Mason Crosby	8	Tim Masthay	
<b>P:</b>	8	Tim Masthay	2	Mason Crosby	
<b>H:</b>	8	Tim Masthay	18	Randall Cobb	
<b>PR:</b>	18	Randall Cobb	<u>33</u>	<u>Micah Hyde</u>	<u>23</u> <u>Johnathan Franklin</u>
<b>KR:</b>	18	Randall Cobb	<u>23</u>	<u>Johnathan Franklin</u>	
<b>LS:</b>	61	Brett Goode	82	Ryan Taylor	

## Rookies and first-year players are underlined ##

### **COACH LOCATIONS**

- ▶ **Coaches' Box:** Dom Capers (defensive coordinator), Joel Hilgenberg (assistant offensive line), Ben McAdoo (quarterbacks), Scott McCurley (defensive quality control), John Rushing (offensive assistant/special teams) and Joe Whitt (secondary - cornerbacks).
- ▶ **Sideline:** Edgar Bennett (wide receivers), James Campen (offensive line), Tom Clements (offensive coordinator), Mike Eayrs (research and development), Jerry Fontenot (tight ends), Kevin Greene (outside linebackers), Chad Morton (special teams assistant), Winston Moss (inside linebackers/asst. head coach), Darren Perry (secondary - safeties), Shawn Slocum (special teams coordinator), Mike Trgovac (defensive line) and Alex Van Pelt (running backs).

## HOW THE PACKERS WERE BUILT

<b>Year</b>	<b>Record</b>	<b>Draft (33)</b>	<b>Waivers (2)</b>	<b>Free Agents (18)</b>
2005	4-12	QB Aaron Rodgers D1		
2006	8-8	LB A.J. Hawk D1 DT Johnny Jolly D6a	CB Jarrett Bush (Car)	DE Ryan Pickett (UFA) CB Tramon Williams
2007	13-3	WR James Jones D3a K Mason Crosby D6c	FB John Kuhn (Pit)	
2008	6-10	WR Jordy Nelson D2a TE Jermichael Finley D3 G Josh Sitton D4b		LS Brett Goode
2009	11-5	DT B.J. Raji D1a LB Clay Matthews D1b G T.J. Lang D4 LB Brad Jones D7		LB Robert Francois
2010	10-6	DE Mike Neal D2 S Morgan Burnett D3 TE Andrew Quarless D5a T Marshall Newhouse D5b RB James Starks D6 DE C.J. Wilson D7		C/G Evan Dietrich-Smith P Tim Masthay CB Sam Shields
2011	15-1	WR Randall Cobb D2 CB Davon House D4 TE Ryan Taylor D7a		S M.D. Jennings LB Jamari Lattimore
2012	11-5	LB Nick Perry D1 CB Casey Hayward D2b DE Mike Daniels D4a S Jerron McMillian D4b		T/G Don Barclay TE Brandon Bostick WR Jarrett Boykin G/C Greg Van Roten
2013	1-2	DE Datone Jones D1 RB Eddie Lacy D2 T David Bakhtiari D4a RB Johnathan Franklin D4c CB Micah Hyde D5a DE Josh Boyd D5b LB Nate Palmer D6 LB Sam Barrington D7c		S Chris Banjo RB Michael Hill LB Andy Mulumba G Lane Taylor QB Seneca Wallace





# INDIVIDUAL STATISTICS, OFFENSE

## RUSHING

			E.Lacy					J.Franklin					J.Starks					A.Rodgers					J.Kuhn					R.Cobb				
			No	Yds	Avg	Lg	TD	No	Yds	Avg	Lg	TD	No	Yds	Avg	Lg	TD	No	Yds	Avg	Lg	TD	No	Yds	Avg	Lg	TD	No	Yds	Avg	Lg	TD
9/8	at	SF	14	41	2.9	7	1	0	0	0.0	0	0	0	0	0	0	2	13	6.5	7	0	1	3	3.0	3	0	0	2	6	3.0	3	0
9/15		Was	1	10	10.0	10	0	0	0	0.0	0	0	20	132	6.6	32t	1	3	-3	-1.0	-1	0	0	0	0.0	0	0	0	0	0	0	
9/22	at	Cin	(Inactive)					13	103	7.9	51	1	14	55	3.9	13	0	3	24	8.0	18	0	(Inactive)					0	0	0.0	0	0
10/6		Det																														
10/13	at	Bal																														
10/20		Cle																														
10/27	at	Min																														
11/4		Chi																														
11/10		Phi																														
11/17	at	NYG																														
11/24		Min																														
11/28	at	Det																														
12/8		Atl																														
12/15	at	Dal																														
12/22		Pit																														
12/29	at	Chi																														
<b>SEASON</b>			<b>15</b>	<b>51</b>	<b>3.4</b>	<b>10</b>	<b>1</b>	<b>13</b>	<b>103</b>	<b>7.9</b>	<b>51</b>	<b>1</b>	<b>34</b>	<b>187</b>	<b>5.5</b>	<b>32t</b>	<b>1</b>	<b>8</b>	<b>34</b>	<b>4.3</b>	<b>18</b>	<b>0</b>	<b>1</b>	<b>3</b>	<b>3.0</b>	<b>3</b>	<b>0</b>	<b>2</b>	<b>6</b>	<b>3.0</b>	<b>3</b>	<b>0</b>
<b>CAREER</b>			<b>15</b>	<b>51</b>	<b>3.4</b>	<b>10</b>	<b>1</b>	<b>13</b>	<b>103</b>	<b>7.9</b>	<b>51</b>	<b>1</b>	<b>267</b>	<b>1121</b>	<b>4.2</b>	<b>40</b>	<b>3</b>	<b>311</b>	<b>1476</b>	<b>4.7</b>	<b>35</b>	<b>18</b>	<b>156</b>	<b>471</b>	<b>3.0</b>	<b>18</b>	<b>11</b>	<b>14</b>	<b>143</b>	<b>10.2</b>	<b>28</b>	<b>0</b>

## PASSING

			A.Rodgers						S.Wallace											
			Att	Com	Pct	Yds	Sk/Yd	TD	Lg	Int	Rtng	Att	Com	Pct	Yds	Sk/Yd	TD	Lg	Int	Rtng
9/8	at	SF	37	21	56.8	333	2/11	3	38	1	102.6	(Did Not Play)								
9/15		Was	42	34	81.0	480	4/39	4	57	0	146.0	(Did Not Play)								
9/22	at	Cin	43	26	60.5	244	4/27	1	30	2	64.5	(Did Not Play)								
10/6		Det																		
10/13	at	Bal																		
10/20		Cle																		
10/27	at	Min																		
11/4		Chi																		
11/10		Phi																		
11/17	at	NYG																		
11/24		Min																		
11/28	at	Det																		
12/8		Atl																		
12/15	at	Dal																		
12/22		Pit																		
12/29	at	Chi																		
<b>SEASON</b>			<b>122</b>	<b>81</b>	<b>66.4</b>	<b>1057</b>	<b>10/77</b>	<b>8</b>	<b>57</b>	<b>3</b>	<b>105.1</b>	<b>0</b>	<b>0</b>	<b>0.0</b>	<b>0</b>	<b>0/0</b>	<b>0</b>	<b>0</b>	<b>0</b>	<b>0.0</b>
<b>CAREER</b>			<b>2787</b>	<b>1833</b>	<b>65.8</b>	<b>22718</b>	<b>221/1389</b>	<b>179</b>	<b>93t</b>	<b>49</b>	<b>104.9</b>	<b>764</b>	<b>452</b>	<b>59.2</b>	<b>4808</b>	<b>55/314</b>	<b>31</b>	<b>90t</b>	<b>18</b>	<b>81.3</b>

## RECEIVING

			R.Cobb					J.Finley					J.Jones					J.Nelson					J.Boykin					A. Quarless				
			No	Yds	Avg	Lg	TD	No	Yds	Avg	Lg	TD	No	Yds	Avg	Lg	TD	No	Yds	Avg	Lg	TD	No	Yds	Avg	Lg	TD	No	Yds	Avg	Lg	TD
9/8	at	SF	7	108	15.4	38	1	5	56	11.2	13	1	0	0	0.0	0	7	130	18.6	37	1	0	0	0.0	0	0	0	0	0	0	0	
9/15		Was	9	128	14.2	35t	1	6	65	10.8	27	1	11	178	16.2	57	0	3	66	22.0	37	2	0	0	0.0	0	0	1	7	7.0	7	0
9/22	at	Cin	5	54	10.8	26	0	0	0	0.0	0	0	4	34	8.5	13	1	8	93	11.6	30	0	0	0	0.0	0	0	3	21	7.0	10	0
10/6		Det																														
10/13	at	Bal																														
10/20		Cle																														
10/27	at	Min																														
11/4		Chi																														
11/10		Phi																														
11/17	at	NYG																														
11/24		Min																														
11/28	at	Det																														
12/8		Atl																														
12/15	at	Dal																														
12/22		Pit																														
12/29	at	Chi																														
<b>SEASON</b>			<b>21</b>	<b>290</b>	<b>13.8</b>	<b>38</b>	<b>2</b>	<b>11</b>	<b>121</b>	<b>11.0</b>	<b>27</b>	<b>2</b>	<b>15</b>	<b>212</b>	<b>14.1</b>	<b>57</b>	<b>1</b>	<b>18</b>	<b>289</b>	<b>16.1</b>	<b>37</b>	<b>3</b>	<b>0</b>	<b>0</b>	<b>0.0</b>	<b>0</b>	<b>0</b>	<b>4</b>	<b>28</b>	<b>7.0</b>	<b>10</b>	<b>0</b>
<b>CAREER</b>			<b>126</b>	<b>1619</b>	<b>12.8</b>	<b>61</b>	<b>11</b>	<b>209</b>	<b>2606</b>	<b>12.5</b>	<b>62t</b>	<b>19</b>	<b>266</b>	<b>3700</b>	<b>13.9</b>	<b>79t</b>	<b>35</b>	<b>235</b>	<b>3565</b>	<b>15.2</b>	<b>93t</b>	<b>31</b>	<b>5</b>	<b>27</b>	<b>5.4</b>	<b>9</b>	<b>0</b>	<b>28</b>	<b>302</b>	<b>10.8</b>	<b>23</b>	<b>1</b>

# INDIVIDUAL STATISTICS, OFFENSE

		RECEIVING J.Ross					R.Taylor					B.Bostick					E.Lacy					J.Franklin					J.Starks					
		No	Yds	Avg	Lg	TD	No	Yds	Avg	Lg	TD	No	Yds	Avg	Lg	TD	No	Yds	Avg	Lg	TD	No	Yds	Avg	Lg	TD	No	Yds	Avg	Lg	TD	
9/8	at SF	0	0	0.0	0	0	0	0	0.0	0	0	(Inactive)					1	31	31.0	31	0	0	0	0.0	0	0	1	8	8.0	8	0	
9/15	Was	0	0	0.0	0	0	0	0	0.0	0	0	0	0	0.0	0	0	0	0	0.0	0	0	0	0	0	0.0	0	0	4	36	9.0	15	0
9/22	at Cin	1	8	8.0	8	0	2	11	5.5	8	0	0	0	0.0	0	0	(Inactive)					3	23	7.7	10	0	0	0	0.0	0	0	0
10/6	Det																															
10/13	at Bal																															
10/20	Cle																															
10/27	at Min																															
11/4	Chi																															
11/10	Phi																															
11/17	at NYG																															
11/24	Min																															
11/28	at Det																															
12/8	Atl																															
12/15	at Dal																															
12/22	Pit																															
12/29	at Chi																															
<b>SEASON</b>		<b>1</b>	<b>8</b>	<b>8.0</b>	<b>8</b>	<b>0</b>	<b>2</b>	<b>11</b>	<b>5.5</b>	<b>8</b>	<b>0</b>	<b>0</b>	<b>0</b>	<b>0.0</b>	<b>0</b>	<b>0</b>	<b>1</b>	<b>31</b>	<b>31.0</b>	<b>31</b>	<b>0</b>	<b>3</b>	<b>23</b>	<b>7.7</b>	<b>10</b>	<b>0</b>	<b>5</b>	<b>44</b>	<b>8.8</b>	<b>15</b>	<b>0</b>	
<b>CAREER</b>		<b>1</b>	<b>8</b>	<b>8.0</b>	<b>8</b>	<b>0</b>	<b>4</b>	<b>26</b>	<b>6.5</b>	<b>11</b>	<b>1</b>	<b>0</b>	<b>0</b>	<b>0.0</b>	<b>0</b>	<b>0</b>	<b>1</b>	<b>31</b>	<b>31.0</b>	<b>31</b>	<b>0</b>	<b>3</b>	<b>23</b>	<b>7.7</b>	<b>10</b>	<b>0</b>	<b>40</b>	<b>306</b>	<b>7.7</b>	<b>17</b>	<b>0</b>	

		RECEIVING J.Kuhn				
		No	Yds	Avg	Lg	TD
9/8	at SF	0	0	0.0	0	0
9/15	Was	0	0	0.0	0	0
9/22	at Cin	(Inactive)				
10/6	Det					
10/13	at Bal					
10/20	Cle					
10/27	at Min					
11/4	Chi					
11/10	Phi					
11/17	at NYG					
11/24	Min					
11/28	at Det					
12/8	Atl					
12/15	at Dal					
12/22	Pit					
12/29	at Chi					
<b>SEASON</b>		<b>0</b>	<b>0</b>	<b>0.0</b>	<b>0</b>	<b>0</b>
<b>CAREER</b>		<b>59</b>	<b>412</b>	<b>7.0</b>	<b>32</b>	<b>8</b>

# INDIVIDUAL STATISTICS, OFFENSE

## RUSHING

		E.Lacy										J.Starks										A.Rodgers														
		First Half					Second Half					First Half					Second Half					First Half					Second Half									
		No	Yds	Avg	Lg	TD	No	Yds	Avg	Lg	TD	No	Yds	Avg	Lg	TD	No	Yds	Avg	Lg	TD	No	Yds	Avg	Lg	TD	No	Yds	Avg	Lg	TD					
9/8	at SF	5	4	0.8	3	0	9	37	4.1	7	1	0	0	--	0	0	0	0	0.0	0	0	0	0	0.0	0	0	0	0	0.0	0	0	2	13	6.5	7	0
9/15	Was	1	10	10.0	10	0	0	0	0.0	0	0	8	55	6.9	20	0	12	77	6.4	32t	1	0	0	0.0	0	0	0	0	0.0	0	0	3	-3	-1.0	-1	0
9/22	at Cin	(Inactive)										14	55	3.9	13	0	0	0	0.0	0	0	1	2	2.0	2	0	2	22	11.0	18	0					
10/6	Det																																			
10/13	at Bal																																			
10/20	Cle																																			
10/27	at Min																																			
11/4	Chi																																			
11/10	Phi																																			
11/17	at NYG																																			
11/24	Min																																			
11/28	at Det																																			
12/8	Atl																																			
12/15	at Dal																																			
12/22	Pit																																			
12/29	at Chi																																			
<b>SEASON</b>		<b>6</b>	<b>14</b>	<b>2.3</b>	<b>10</b>	<b>0</b>	<b>9</b>	<b>37</b>	<b>4.1</b>	<b>7</b>	<b>1</b>	<b>22</b>	<b>110</b>	<b>5.0</b>	<b>20</b>	<b>0</b>	<b>12</b>	<b>77</b>	<b>6.4</b>	<b>32t</b>	<b>1</b>	<b>1</b>	<b>2</b>	<b>2.0</b>	<b>2</b>	<b>0</b>	<b>7</b>	<b>32</b>	<b>4.6</b>	<b>18</b>	<b>0</b>					

## RUSHING

		J.Franklin									
		First Half					Second Half				
		No	Yds	Avg	Lg	TD	No	Yds	Avg	Lg	TD
9/8	at SF	0	0	0.0	0	0	0	0	0.0	0	0
9/15	Was	0	0	0.0	0	0	0	0	0.0	0	0
9/22	at Cin	0	0	0.0	0	0	13	103	7.9	51	1
10/6	Det										
10/13	at Bal										
10/20	Cle										
10/27	at Min										
11/4	Chi										
11/10	Phi										
11/17	at NYG										
11/24	Min										
11/28	at Det										
12/8	Atl										
12/15	at Dal										
12/22	Pit										
12/29	at Chi										
<b>SEASON</b>		<b>0</b>	<b>0</b>	<b>0.0</b>	<b>00</b>	<b>0</b>	<b>13</b>	<b>103</b>	<b>7.9</b>	<b>51</b>	<b>1</b>

## PASSING

		A.Rodgers																			
		First Half					Second Half														
		Att	Com	Pct	Yds	Sk/Yd	TD	Lg	Int	Rtng	Att	Com	Pct	Yds	Sk/Yd	TD	Lg	Int	Rtng		
9/8	at SF	23	14	60.9	203	1/8	2	31	1	100.5	14	7	50.0	130	1/3	1	38	0	106.3		
9/15	Was	31	26	83.9	335	3/27	3	57	0	144.0	11	8	72.7	145	1/12	1	37	0	145.1		
9/22	at Cin	14	7	50.0	64	3/21	0	22	0	62.8	29	19	65.5	180	1/6	1	30	2			
10/6	Det																				
10/13	at Bal																				
10/20	Cle																				
10/27	at Min																				
11/4	Chi																				
11/10	Phi																				
11/17	at NYG																				
11/24	Min																				
11/28	at Det																				
12/8	Atl																				
12/15	at Dal																				
12/22	Pit																				
12/29	at Chi																				
<b>SEASON</b>		<b>68</b>	<b>47</b>	<b>69.1</b>	<b>602</b>	<b>7/56</b>	<b>5</b>	<b>57</b>	<b>1</b>	<b>115.0</b>	<b>54</b>	<b>34</b>	<b>63.0</b>	<b>455</b>	<b>3/21</b>	<b>3</b>	<b>38</b>	<b>2</b>	<b>92.7</b>		





# INDIVIDUAL STATISTICS, DEFENSE

		M.Burnett					J.Bush					M.Daniels					R.Francois					A.Hawk					C.Hayward							
		UT	A	Sk	Int	PD	UT	A	Sk	Int	PD	UT	A	Sk	Int	PD	UT	A	Sk	Int	PD	UT	A	Sk	Int	PD	UT	A	Sk	Int	PD			
9/8	at SF			(Inactive)			1	0	0-0	0-0	0	0	1	0-0	0-0	0	0	0	0-0	0	0	5	4	0-0	0	0								
9/15	Was			(Inactive)					(Inactive)			2	1	0-0	0-0	0	0	0	0-0	0	0	3	3	0-0	0	0								
9/22	at Cin			(Inactive)					(Inactive)			2	0	1-3	0-0	0	0	0	0-0	0	0	10	3	0-0	0	0								
10/6	Det																																	
10/13	at Bal																																	
10/20	Cle																																	
10/27	at Min																																	
11/4	Chi																																	
11/10	Phi																																	
11/17	at NYG																																	
11/24	Min																																	
11/28	at Det																																	
12/8	Atl																																	
12/15	at Dal																																	
12/22	Pit																																	
12/29	at Chi																																	
<b>SEASON</b>		<b>0</b>	<b>0</b>	<b>0-0</b>	<b>0-0</b>	<b>0</b>	<b>1</b>	<b>0</b>	<b>0-0</b>	<b>0-0</b>	<b>0</b>	<b>4</b>	<b>2</b>	<b>1-3</b>	<b>0-0</b>	<b>0</b>	<b>0</b>	<b>0</b>	<b>0-0</b>	<b>0</b>	<b>0</b>	<b>18</b>	<b>10</b>	<b>0-0</b>	<b>0</b>	<b>0</b>	<b>0</b>	<b>0</b>	<b>0</b>	<b>0</b>	<b>0</b>	<b>0</b>	<b>0</b>	
<b>CAREER</b>		<b>192</b>	<b>67</b>	<b>3-28</b>	<b>6-1</b>	<b>28</b>	<b>70</b>	<b>22</b>	<b>1.5-13</b>	<b>3-42</b>	<b>26</b>	<b>15</b>	<b>10</b>	<b>3-14</b>	<b>0-0</b>	<b>1</b>	<b>15</b>	<b>8</b>	<b>0-0</b>	<b>2-1</b>	<b>3</b>	<b>640</b>	<b>260</b>	<b>135-106</b>	<b>58-114</b>	<b>34</b>	<b>43</b>	<b>12</b>	<b>0-0</b>	<b>6-81</b>	<b>25</b>			

		D.House					M.Jennings					B.Jones					J.Lattimore					A.Mulumba					C.Matthews						
		UT	A	Sk	Int	PD	UT	A	Sk	Int	PD	UT	A	Sk	Int	PD	UT	A	Sk	Int	PD	UT	A	Sk	Int	PD	UT	A	Sk	Int	PD		
9/8	at SF	0	0	0-0	0-0	0	8	0	0-0	0-0	0	10	4	0-0	0-0	0	0	0	0-0	0-0	0	0	0	0-0	0-0	0	8	2	1-6	0-0	0		
9/15	Was	1	0	1-6	0-0	1	5	1	0-0	0-0	0	5	1	0-0	0-0	0	0	0	0-0	0-0	0	0	1	0-0	0-0	0	1	3	0-0	0-0	0		
9/22	at Cin	2	0	0-0	0-0	0	4	1	1-4	0-0	0	11	2	0-0	0-0	0	0	0	0-0	0-0	0	0	1	0-0	0-0	0	2	0	1-5	0-0	0		
10/6	Det																																
10/13	at Bal																																
10/20	Cle																																
10/27	at Min																																
11/4	Chi																																
11/10	Phi																																
11/17	at NYG																																
11/24	Min																																
11/28	at Det																																
12/8	Atl																																
12/15	at Dal																																
12/22	Pit																																
12/29	at Chi																																
<b>SEASON</b>		<b>3</b>	<b>0</b>	<b>1-6</b>	<b>0-0</b>	<b>1</b>	<b>17</b>	<b>2</b>	<b>1-4</b>	<b>0-0</b>	<b>0</b>	<b>26</b>	<b>7</b>	<b>0-0</b>	<b>0-0</b>	<b>0</b>	<b>0</b>	<b>0</b>	<b>0-0</b>	<b>0-0</b>	<b>0</b>	<b>0</b>	<b>2</b>	<b>0-0</b>	<b>0-0</b>	<b>0</b>	<b>11</b>	<b>5</b>	<b>2-11</b>	<b>0-0</b>	<b>0</b>		
<b>CAREER</b>		<b>20</b>	<b>1</b>	<b>2-9</b>	<b>0-0</b>	<b>14</b>	<b>58</b>	<b>7</b>	<b>1-4</b>	<b>1-72t</b>	<b>6</b>	<b>150</b>	<b>65</b>	<b>7-46</b>	<b>0-0</b>	<b>6</b>	<b>0</b>	<b>0</b>	<b>0-0</b>	<b>0-0</b>	<b>0</b>	<b>0</b>	<b>2</b>	<b>0-0</b>	<b>0-0</b>	<b>0</b>	<b>202</b>	<b>84</b>	<b>44.5-280</b>	<b>4-109</b>	<b>23</b>		

		J.McMillan					D.Jones					J.Jolly					M.Neal					N.Perry					M.Hyde						
		UT	A	Sk	Int	PD	UT	A	Sk	Int	PD	UT	A	Sk	Int	PD	UT	A	Sk	Int	PD	UT	A	Sk	Int	PD	UT	A	Sk	Int	PD		
9/8	at SF	6	1	0-0	0-0	0	0	2	0	0-0	0	1	1	1-2	0-0	0	2	5	0-0	0-0	0	3	1	0-0	0-0	0	3	0	0-0	0-0	0		
9/15	Was	5	0	0-0	0-0	0	1	0	0	0-0	0	2	1	0-0	0-0	0	2	1	0-0	1-5	1	2	2	0-0	0-0	1	0	0	0-0	0-0	0		
9/22	at Cin	0	1	0-0	0-0	1	0	1	0	0-0	0	0	2	0-0	0-0	0	0	2	0-0	0-0	0	2	3	0-0	0-0	0	3	1	0-0	0-0	0		
10/6	Det																																
10/13	at Bal																																
10/20	Cle																																
10/27	at Min																																
11/4	Chi																																
11/10	Phi																																
11/17	at NYG																																
11/24	Min																																
11/28	at Det																																
12/8	Atl																																
12/15	at Dal																																
12/22	Pit																																
12/29	at Chi																																
<b>SEASON</b>		<b>11</b>	<b>2</b>	<b>0-0</b>	<b>0-0</b>	<b>1</b>	<b>1</b>	<b>3</b>	<b>0-0</b>	<b>0-0</b>	<b>0</b>	<b>3</b>	<b>4</b>	<b>1-2</b>	<b>0-0</b>	<b>0</b>	<b>4</b>	<b>8</b>	<b>0-0</b>	<b>1-5</b>	<b>1</b>	<b>7</b> </											

## INDIVIDUAL STATISTICS, DEFENSE

	R.Pickett						B.Raji					C.Banjo					S.Shields					T.Williams					C.Wilson								
	UT	A	Sk	Int	PD		UT	A	Sk	Int	PD		UT	A	Sk	Int	PD		UT	A	Sk	Int	PD		UT	A	Sk	Int	PD		UT	A	Sk	Int	PD
9/8	at	SF	2	3	0-0	0-0	0	3	1	0-0	0	0	0	0	0-0	0-0	0	10	1	0-0	0-0	3	2	1	0-0	0-0	1	0	2	0-0	0-0	0			
9/15		Was	0	0	0-0	0-0	1	2	0	0-0	0	0	2	0	0-0	0-0	0	8	1	0-0	0-0	4	6	2	0-0	0-0	2								
9/22	at	Cin	1	2	0-0	0-0	1	0	3	0-0	0	0	2	1	0-0	0-0	0	3	1	0-0	1-1	1	3	0	1-8	0-0	0	0	1	0-0	0-0	0			
10/6		Det																																	
10/13	at	Bal																																	
10/20		Cle																																	
10/27	at	Min																																	
11/4		Chi																																	
11/10		Phi																																	
11/17	at	NYG																																	
11/24		Min																																	
11/28	at	Det																																	
12/8		Atl																																	
12/15	at	Dal																																	
12/22		Pit																																	
12/29	at	Chi																																	
<b>SEASON</b>			<b>3</b>	<b>5</b>	<b>0-0</b>	<b>0</b>	<b>2</b>	<b>5</b>	<b>4</b>	<b>0-0</b>	<b>0</b>	<b>0</b>	<b>4</b>	<b>1</b>	<b>0-0</b>	<b>0-0</b>	<b>0</b>	<b>21</b>	<b>3</b>	<b>0-0</b>	<b>1-1</b>	<b>8</b>	<b>11</b>	<b>3</b>	<b>1-8</b>	<b>0-0</b>	<b>3</b>	<b>0</b>	<b>3</b>	<b>0-0</b>	<b>0-0</b>	<b>0</b>			
<b>CAREER</b>			<b>422</b>	<b>459</b>	<b>95-45.5</b>	<b>0-0</b>	<b>36</b>	<b>110</b>	<b>90</b>	<b>10.5-65.5</b>	<b>0-0</b>	<b>7</b>	<b>4</b>	<b>1</b>	<b>0-0</b>	<b>0-0</b>	<b>0</b>	<b>102</b>	<b>23</b>	<b>1-8</b>	<b>10-91</b>	<b>47</b>	<b>251</b>	<b>57</b>	<b>3-21</b>	<b>22-411</b>	<b>114</b>	<b>51</b>	<b>45</b>	<b>3.5-10</b>	<b>0-0</b>	<b>1</b>			

	N.Palmer						S.Barrington					J.Boyd																				
	UT	A	Sk	Int	PD		UT	A	Sk	Int	PD		UT	A	Sk	Int	PD															
9/8	at	SF																														
9/15		Was																														
9/22	at	Cin	0	0	0-0	0-0	0	0	0	0-0	0-0	0	0	0	0-0	0-0	0															
10/6		Det																														
10/13	at	Bal																														
10/20		Cle																														
10/27	at	Min																														
11/4		Chi																														
11/10		Phi																														
11/17	at	NYG																														
11/24		Min																														
11/28	at	Det																														
12/8		Atl																														
12/15	at	Dal																														
12/22		Pit																														
12/29	at	Chi																														
<b>SEASON</b>			<b>0</b>	<b>0</b>	<b>0-0</b>	<b>0-0</b>	<b>0</b>	<b>0</b>	<b>0</b>	<b>0-0</b>	<b>0-0</b>	<b>0</b>	<b>0</b>	<b>0</b>	<b>0-0</b>	<b>0-0</b>	<b>0</b>	<b>0</b>	<b>0</b>	<b>0-0</b>	<b>0-0</b>	<b>0</b>	<b>0</b>	<b>0</b>	<b>0-0</b>	<b>0-0</b>	<b>0</b>	<b>0</b>	<b>0</b>	<b>0</b>	<b>0</b>	
<b>CAREER</b>			<b>0</b>	<b>0</b>	<b>0-0</b>	<b>0-0</b>	<b>0</b>	<b>0</b>	<b>0</b>	<b>0-0</b>	<b>0-0</b>	<b>0</b>	<b>0</b>	<b>0</b>	<b>0-0</b>	<b>0-0</b>	<b>0</b>	<b>0</b>	<b>0</b>	<b>0-0</b>	<b>0-0</b>	<b>0</b>	<b>0</b>	<b>0</b>	<b>0-0</b>	<b>0-0</b>	<b>0</b>	<b>0</b>	<b>0</b>	<b>0</b>	<b>0</b>	

### DEFENSIVE FUMBLE STATISTICS

#### FORCED FUMBLES (3)

B.Jones — (1) at Cincinnati, Sept. 22 (J.Gresham)  
 C.Matthews — (2) at Cincinnati, Sept. 22 (B.Green-Ellis, A.Dalton)

#### FUMBLE RECOVERIES (3)

A.Hawk — (1) at Cincinnati, Sept. 22 (J.Gresham)  
 M.Jennings — (1) at Cincinnati, Sept. 22 (B.Green-Ellis)  
 B.Jones — (1) at Cincinnati, Sept. 22 (A.Dalton)



## INDIVIDUAL STATISTICS, DEFENSE

### QUARTERBACK SACKS (7-34)

9/8	at	San Francisco:	(2-8)	J.Jolly 1-2, C.Matthews 1-6
9/15		Washington:	(1-6)	D.House 1-6
9/22	at	Cincinnati:	(4-20)	M.Daniels 1-3, M.Jennings 1-4, C.Matthews 1-5, T.Williams 1-8
10/6		Detroit:		
10/13	at	Baltimore:		
10/20		Cleveland:		
10/27	at	Minnesota:		
11/4		Chicago:		
11/10		Philadelphia:		
11/17	at	N.Y. Giants:		
11/24		Minnesota:		
11/28	at	Detroit:		
12/8		Atlanta:		
12/15	at	Dallas:		
12/22		Pittsburgh:		
12/29	at	Chicago:		

**SEASON TOTALS: (7-34) C.Matthews 2-11, M.Daniels 1-3, D.House 1-6, M.Jennings 1-4, J.Jolly 1-2, T.Williams 1-8**

### QUARTERBACK HITS (21)

9/8	at	San Francisco:	(5)	C.Matthews 4, M.Neal 1
9/15		Washington:	(8)	M.Daniels 2, C.Matthews 2, J.Jolly 1, B.Jones 1, M.Neal 1, T.Williams 1
9/22	at	Cincinnati:	(8)	C.Matthews 2, M.Daniels 1, A.Hawk 1, M.Jennings 1, B.Jones 1, D.Jones 1, T.Williams 1
10/6		Detroit:		
10/13	at	Baltimore:		
10/20		Cleveland:		
10/27	at	Minnesota:		
11/4		Chicago:		
11/10		Philadelphia:		
11/17	at	N.Y. Giants:		
11/24		Minnesota:		
11/28	at	Detroit:		
12/8		Atlanta:		
12/15	at	Dallas:		
12/22		Pittsburgh:		
12/29	at	Chicago:		

**SEASON TOTALS: (21) C.Matthews 8, M.Daniels 3, B.Jones 2, M. Neal 2, T.Williams 2, A.Hawk 1, M.Jennings 1, J.Jolly 1, D.Jones 1**

### PASSES DEFENSED (17)

9/8	at	San Francisco:	(4)	S.Shields 3, T.Williams 1
9/15		Washington:	(10)	S.Shields 4, T.Williams 2, D.House 1, M.Neal 1, N.Perry 1, R.Pickett 1
9/22	at	Cincinnati:	(3)	J.McMillian 1, R.Pickett 1, S.Shields 1
10/6		Detroit:		
10/13	at	Baltimore:		
10/20		Cleveland:		
10/27	at	Minnesota:		
11/4		Chicago:		
11/10		Philadelphia:		
11/17	at	N.Y. Giants:		
11/24		Minnesota:		
11/28	at	Detroit:		
12/8		Atlanta:		
12/15	at	Dallas:		
12/22		Pittsburgh:		
12/29	at	Chicago:		

**SEASON TOTALS: (17) S.Shields 8, T.Williams 3, R.Pickett 2, D.House 1, J.McMillian 1, M.Neal 1, N.Perry 1**

# INDIVIDUAL STATISTICS, SPECIAL TEAMS

## PUNTING

		T.Masthay							
		No	Yds	Avg	TB	In20	Lg	Bk	Net
9/8	at SF	6	277	46.2	0	1	51	0	44.8
9/15	Was	3	121	40.3	0	1	51	0	37.3
9/22	at Cin	3	130	43.3	0	3	55	0	43.3
10/6	Det								
10/13	at Bal								
10/20	Cle								
10/27	at Min								
11/4	Chi								
11/10	Phi								
11/17	at NYG								
11/24	Min								
11/28	at Det								
12/8	Atl								
12/15	at Dal								
12/22	Pit								
12/29	at Chi								
<b>SEASON</b>		<b>12</b>	<b>528</b>	<b>44.0</b>	<b>0</b>	<b>5</b>	<b>55</b>	<b>0</b>	<b>42.6</b>
<b>CAREER</b>		<b>208</b>	<b>9191</b>	<b>44.2</b>	<b>71</b>	<b>83</b>	<b>71</b>	<b>1</b>	<b>38.6</b>

## KICKING

		M.Crosby			Kickoffs		
		FG	PAT	Pts	No. Ret	TB	TB Pct
9/8	at SF	0/0	4/4	4	-	-	-
9/15	Was	1/1	5/5	8	-	-	-
9/22	at Cin	3/3	3/3	12	-	-	-
10/6	Det						
10/13	at Bal						
10/20	Cle						
10/27	at Min						
11/4	Chi						
11/10	Phi						
11/17	at NYG						
11/24	Min						
11/28	at Det						
12/8	Atl						
12/15	at Dal						
12/22	Pit						
12/29	at Chi						
<b>SEASON</b>		<b>4/4</b>	<b>12/12</b>	<b>24</b>	<b>-</b>	<b>-</b>	<b>-</b>
<b>CAREER</b>		<b>156/202</b>	<b>318/320</b>	<b>786</b>	<b>407</b>	<b>131</b>	<b>23.9</b>

		T.Masthay			Kickoffs		
		FG	PAT	Pts	No. Ret	TB	TB Pct
9/8	at SF	0/0	0/0	0	2	3	60.0
9/15	Was	0/0	0/0	0	3	4	57.1
9/22	at Cin	0/0	0/0	0	4	2	33.3
10/6	Det						
10/13	at Bal						
10/20	Cle						
10/27	at Min						
11/4	Chi						
11/10	Phi						
11/17	at NYG						
11/24	Min						
11/28	at Det						
12/8	Atl						
12/15	at Dal						
12/22	Pit						
12/29	at Chi						
<b>SEASON</b>		<b>0/0</b>	<b>0/0</b>	<b>0</b>	<b>9</b>	<b>9</b>	<b>71.4</b>
<b>CAREER</b>		<b>0/0</b>	<b>0/0</b>	<b>0</b>	<b>11</b>	<b>9</b>	<b>45.0</b>

## ONSIDE KICK RECOVERIES

OWN KICKS (0/0)

OPPONENT KICKS (0/0)

## BLOCKED KICKS

PACKERS (1) BLOCKED PUNTS

OPPONENTS (0)

## KICKOFF

		J.Ross					R.Cobb				
		No	Yds	Avg	Lg	TD	No	Yds	Avg	Lg	TD
9/8	at SF	3	40	13.3	17	0	0	0	0.0	0	0
9/15	Was	1	14	14.0	14	0	1	10	10.0	10	0
9/22	at Cin	2	21	10.5	21	0	0	0	0.0	0	0
10/6	Det										
10/13	at Bal										
10/20	Cle										
10/27	at Min										
11/4	Chi										
11/10	Phi										
11/17	at NYG										
11/24	Min										
11/28	at Det										
12/8	Atl										
12/15	at Dal										
12/22	Pit										
12/29	at Chi										
<b>SEASON</b>		<b>6</b>	<b>75</b>	<b>12.5</b>	<b>21</b>	<b>0</b>	<b>1</b>	<b>10</b>	<b>10.0</b>	<b>10</b>	<b>0</b>
<b>CAREER</b>		<b>9</b>	<b>161</b>	<b>17.9</b>	<b>44</b>	<b>0</b>	<b>73</b>	<b>1915</b>	<b>26.2</b>	<b>108t</b>	<b>1</b>

## PUNT RETURNS

		R.Cobb					J.Ross						
		No	Yds	Avg	FC	Lg	TD	No	Yds	Avg	FC	Lg	TD
9/8	at SF	1	16	16.0	1	16	0	1	9	9.0	1	9	0
9/15	Was	0	0	0.0	2	0	0	1	11	11.0	0	11	0
9/22	at Cin	0	0	0.0	1	0	0	0	0	0.0	1	0	0
10/6	Det												
10/13	at Bal												
10/20	Cle												
10/27	at Min												
11/4	Chi												
11/10	Phi												
11/17	at NYG												
11/24	Min												
11/28	at Det												
12/8	Atl												
12/15	at Dal												
12/22	Pit												
12/29	at Chi												
<b>SEASON</b>		<b>1</b>	<b>16</b>	<b>16.0</b>	<b>4</b>	<b>16</b>	<b>0</b>	<b>2</b>	<b>20</b>	<b>10.0</b>	<b>2</b>	<b>11</b>	<b>0</b>
<b>CAREER</b>		<b>58</b>	<b>603</b>	<b>10.4</b>	<b>43</b>	<b>80t</b>	<b>2</b>	<b>6</b>	<b>123</b>	<b>20.5</b>	<b>3</b>	<b>58</b>	<b>0</b>

## SPECIAL TEAMS FUMBLE STATISTICS

### FORCED FUMBLES (1)

R.Francois — at Cin., Sept. 22 (B.Tate)

### FUMBLE RECOVERIES (0)

### BLOCKED PATs

(1) at Cincinnati, Sept. 22 (D.Jones)

# DRIVE STATISTICS

## PACKERS SCORING DRIVES (game-by-game)

Date	Opponent	Plays	Yards	Time	Result	Qtr	Scoring Play	Quarterback
9/8	at San Francisco	6	80	1:47	TD	1	A.Rodgers 5 pass to R.Cobb	A.Rodgers
9/8	at San Francisco	8	62	1:16	TD	2	A.Rodgers 12 pass to J.Finley	A.Rodgers
9/8	at San Francisco	7	69	2:48	TD	3	A.Rodgers 8 pass to J.Nelson	A.Rodgers
9/8	at San Francisco	8	76	2:30	TD	4	E.Lacy 2 run	A.Rodgers
9/15	Washington	14	70	6:58	FG	1	M.Crosby 28 field goal	A.Rodgers
9/15	Washington	4	42	0:41	TD	1	A.Rodgers 35 pass to R.Cobb	A.Rodgers
9/15	Washington	8	75	3:13	TD	2	A.Rodgers 14 pass to J.Nelson	A.Rodgers
9/15	Washington	6	90	2:57	TD	2	A.Rodgers 3 pass to J.Finley	A.Rodgers
9/15	Washington	4	60	1:53	TD	3	A.Rodgers 15 pass to J.Nelson	A.Rodgers
9/15	Washington	4	80	1:34	TD	3	J.Starks 32 run	A.Rodgers
9/22	at Cincinnati	4	3	0:46	FG	2	M.Crosby 41 field goal	A.Rodgers
9/22	at Cincinnati	7	20	3:11	FG	2	M.Crosby 19 field goal	A.Rodgers
9/22	at Cincinnati	12	70	5:35	FG	2	M.Crosby 26 field goal	A.Rodgers
9/22	at Cincinnati	9	80	3:20	TD	3	J.Franklin 2 run	A.Rodgers
9/22	at Cincinnati	5	92	1:48	TD	3	A.Rodgers 7 pass to J.Jones	A.Rodgers

## Scoring-Drive Length, Regular Season

Length (minus)	Packers		Opponent	
	TD	FG	TD	FG
0—9	0	0	0	0
10—19	0	0	1	0
20—29	0	1	0	0
30—39	0	0	0	0
40—49	1	0	1	0
50—59	0	0	0	1
60—69	3	0	1	0
70—79	2	2	0	1
80—89	3	0	6	0
90—99	2	0	1	0
<b>SEASON</b>	<b>11</b>	<b>4</b>	<b>11</b>	<b>2</b>

## Possessions at a glance

Reg. Season	No.	Avg. Snaps	*3-Plays & Out	Snaps/ TD
Packers	36	5.7	12	18.6
Opponent	37	5.1	8	17.2

\*—less if turnover, no first downs or score

## Game-Opening Drives

Game		Packers			Opponent		
		Pts	FD	Yds	Pts	FD	Yds
9/8	at SF	0	0	2	0	0	8
9/15	Was	3	4	70	0	1	20
9/22	at Cin	0	2	34	7	5	80
10/6	Det						
10/13	at Bal						
10/20	Cle						
10/27	at Min						
11/4	Chi						
11/10	Phi						
11/17	at NYG						
11/24	Min						
11/28	at Det						
12/8	Atl						
12/15	at Dal						
12/22	Pit						
12/29	at Chi						
<b>SEASON</b>		<b>3</b>	<b>6</b>	<b>106</b>	<b>7</b>	<b>6</b>	<b>108</b>

## Second-Half Opening Drives

Game		Packers			Opponent		
		Pts	FD	Yds	Pts	FD	Yds
9/8	at SF	0	0	5	7	5	85
9/15	Was	0	0	-12	0	0	8
9/22	at Cin	7	6	80	0	2	38
10/6	Det						
10/13	at Bal						
10/20	Cle						
10/27	at Min						
11/4	Chi						
11/10	Phi						
11/17	at NYG						
11/24	Min						
11/28	at Det						
12/8	Atl						
12/15	at Dal						
12/22	Pit						
12/29	at Chi						
<b>SEASON</b>		<b>7</b>	<b>6</b>	<b>73</b>	<b>7</b>	<b>7</b>	<b>131</b>



# DRIVE STATISTICS

## YARDS-GAINED ANALYSIS

	1st Down . . . .			2nd Down . . . .			3rd Down . . . .			4th Down . . . .			Season . . . . .			By Quarter . . . . .				By Half . . . . .		
	Att	Yds	Avg	Att	Yds	Avg	Att	Yds	Avg	Att	Yds	Avg	Att	Yds	Avg	1st	2nd	3rd	4th	1st	2nd	OT
Packers	99	719	7.3	70	446	6.4	33	164	5.0	3	35	11.7	205	1364	6.7	269	409	364	322	678	686	0
Opponents	84	541	6.4	62	411	6.6	40	243	6.1	3	18	6.0	189	1213	6.4	264	195	406	348	459	754	0

## DRIVE ENGINEERING

QB	Drives Started		Drives ended by . . . . .				BLK	DOWN	TO	SAF	CLK	Points Yielded
	Att	Yds	TD	FG	MFG	PUNT						
A.Rodgers	36	11	4	0	12	0	1	6	0	2	89	
<b>Packers</b>	<b>36</b>	<b>11</b>	<b>4</b>	<b>0</b>	<b>12</b>	<b>0</b>	<b>1</b>	<b>6</b>	<b>0</b>	<b>2</b>	<b>89</b>	
<b>Opponents</b>	<b>37</b>	<b>11</b>	<b>2</b>	<b>3</b>	<b>13</b>	<b>0</b>	<b>0</b>	<b>5</b>	<b>0</b>	<b>3</b>	<b>81</b>	

## RED-ZONE EFFICIENCY

	Regular Season	
	Packers	Opponent
Times Penetrated Opponent 20 . . . . .	14	11
Total Scores . . . . .	12	11
Touchdowns . . . . .	9	9
Field Goals-Attempts . . . . .	3-3	2-2
Touchdown Percentage . . . . .	.643	.818
Scoring Percentage . . . . .	.857	1.000
Turnovers . . . . .	1	0
Downs . . . . .	0	0
Missed Field Goals . . . . .	0	0
Time Ran Out . . . . .	0	0
Ended Not Trying To Score . . . . .	1	0
Scores From Outside/At 20 . . . . .	2	2
Touchdowns . . . . .	2	2
Field Goals . . . . .	1	0

## AVERAGE FIELD POSITION

	Regular Season	
	Packers	Opponent
Drives Started . . . . .	36	37
<b>Average Field Position . . . . .</b>	<b>GB28</b>	<b>OPP28</b>
Drives Started in Plus Territory . . . . .	4	4
Scores . . . . .	3	3
Touchdowns . . . . .	1	3
Field Goals . . . . .	2	0
Missed Field Goals . . . . .	0	1
Punts . . . . .	1	0
Turnovers . . . . .	0	0
Turnover on Downs . . . . .	0	0
Ran Out Clock . . . . .	0	0
Did Not Attempt to Score . . . . .	0	0
Drives Started Inside Own 20 . . . . .	8	8

## GOAL-TO-GO SITUATIONS, REGULAR SEASON

	Summary . . . . .							GTG Plays . . . . .			
	Total	TD	Pct	FG	MFG	TO	CLK	DOWN	Plays	TD	Pct
Packers	11	7	.636	3	0	0	1	0	29	7	.241
Opponents	7	6	.857	1	0	0	0	0	16	6	.375

# 2013 SUPERLATIVES

## LONGEST RETURNS

### Packers

Type	Yards	Opp. Date	Player
Fumble	24	at Cin, Sept. 22	M.Jennings
Kickoff	21	at Cin, Sept. 22	J.Ross
Kickoff	17	at SF, Sept. 8	J.Ross
Punt	16	at SF, Sept. 8	R.Cobb
Kickoff	14	vs. Was, Sept. 15	J.Ross
Kickoff	13	at SF, Sept. 8	J.Ross
Punt	11	vs. Was, Sept. 15	J.Ross
Kickoff	10	at SF, Sept. 8	J.Ross
Kickoff	10	vs. Was, Sept. 15	R.Cobb
Punt	9	at SF, Sept. 8	J.Ross

No. of returns 20-plus yards in length: 2  
 No. of returns 40-plus yards in length: 0

### Opponent

Type	Yards	Opp. Date	Player
Fumble	58	at Cin, Sept. 22	T.Newman
Kickoff	32	at Cin, Sept. 22	B.Tate
Kickoff	30	at Cin, Sept. 22	B.Tate
Kickoff	30	at SF, Sept. 8	A.Dixon
Kickoff	30	at SF, Sept. 8	P.Cox
Kickoff	28	vs. Was, Sept. 15	C.Thompson
Kickoff	27	at Cin, Sept. 22	B.Tate
Kickoff	22	at Cin, Sept. 22	B.Tate
Kickoff	20	vs. Was, Sept. 15	C.Thompson
Kickoff	11	vs. Was, Sept. 15	C.Thompson
Punt	7	at SF, Sept. 8	K.Williams
Punt	6	vs. Was, Sept. 15	C.Thompson

No. of returns 20-plus yards in length: 9  
 No. of returns 40-plus yards in length: 1

## LONGEST PLAYS FROM SCRIMMAGE

### Packers

Yards	Opp.	Play
57	vs. Was	A.Rodgers to J.Jones
51	at Cin	J.Franklin run
38	at SF	A.Rodgers to R.Cobb
37	at SF	A.Rodgers to J.Nelson
37	vs. Was	A.Rodgers to J.Nelson
35t	vs. Was	A.Rodgers to R.Cobb
32	vs. Was	J.Starks run
31	at SF	A.Rodgers to J.Nelson
31	at SF	A.Rodgers to E.Lacy
30	at Cin	A.Rodgers to J.Nelson

### Long run:

51	at Cin	J.Franklin
32t	vs. Was	J.Starks
20	vs. Was	J.Starks

No. plays 20-plus yards: 18  
 No. plays 40-plus yards: 2

### Opponent

Yards	Opp.	Play
44	vs. Was	R.Griffin to P.Garcon
43	at SF	C.Kaepernick to A.Boldin
37	at SF	C.Kaepernick to V.Davis
32	at Cin	A.Dalton to M.Sanu
32	vs. Was	A.Morris run
32	vs. Was	A.Morris run
31	at Cin	A.Dalton to G.Bernard
30	at SF	C.Kaepernick to A.Boldin
25	at SF	C.Kaepernick to V.McDonald
25	vs. Was	R.Griffin to P.Garcon

### Long run:

32	vs. Was	A.Morris
32	vs. Was	A.Morris

No. plays 20-plus yards: 19  
 No. plays 40-plus yards: 2

# MISCELLANEOUS

## WEEKLY INACTIVES

9/8	at San Francisco:	S.Barrington, B.Bostick, J.Boyd, M.Burnett, C.Hayward, N.Palmer, L.Taylor
9/15	Washington:	J.Boyd, M.Burnett, J.Bush, C.Hayward, N.Palmer, L.Taylor, C.Wilson
9/22	at Cincinnati:	J.Boyd, M.Burnett, J.Bush, C.Hayward, J.Kuhn, E.Lacy, L.Taylor
10/6	Detroit:	
10/13	at Baltimore:	
10/20	Cleveland:	
10/27	at Minnesota:	
11/4	Chicago:	
11/10	Philadelphia:	
11/17	at N.Y. Giants:	
11/24	Minnesota:	
11/28	at Detroit:	
12/8	Atlanta:	
12/15	at Dallas:	
12/22	Pittsburgh:	
12/29	at Chicago:	

**SEASON TOTALS:** J.Boyd (3), M.Burnett (3), C.Hayward (3), L.Taylor (3), J.Bush (2), N.Palmer (2), S.Barrington (1), B.Bostick (1), J.Kuhn (1), E.Lacy (1), C.Wilson (1)

## TIME SPENT IN THE LEAD

Opponent	In Lead	Packers Trailing
9/8 at SF	2:39	28:03
9/15 Was	53:02	0:00
9/22 at Cin	26:13	28:07
10/6 Det		
11/13 at Bal		
10/20 Cle		
10/27 at Min		
11/4 Chri		
11/10 Phi		
11/17 at NYG		
11/24 Min		
11/28 at Det		
12/8 Atl		
12/15 at Dal		
12/22 Pit		
12/29 at Chi		
<b>SEASON</b>	<b>1:21:54</b>	<b>56:10</b>
<b>SEASON AVG</b>	<b>27:18</b>	<b>18:43</b>

## NON-OFFENSIVE SCORES

**Packers (1):** M.Jennings 24-yard fumble return at Cin, Sept. 22

**Opponent (1):** T.Newman 58-yard fumble return at Cin, Sept. 22

## TWO-POINT CONVERSIONS

**Packers (0-0):**

**Opponent (0-1):**

# PENALTIES AND REPLAY CHALLENGES

## PENALTY STATISTICS

	<u>Packers</u>	<u>Opponent</u>
Times Penalized after Offensive Gain . . . . .	4	2
Gains Wiped Out, Offensive Penalties . . . . .	31	12
Touchdowns Cost . . . . .	1	0
Field Goals Cost . . . . .	0	0
First Downs Lost . . . . .	1	0
Intentional Grounding Penalties . . . . .	0	0
Defensive Pass Interference, Times Flagged . . . . .	0	1
Yards Given Up . . . . .	0	0
Defensive 3rd/4th Down Flags (kept drive alive) . . . . .	0	2
Kick/Punt Return Penalties . . . . .	2	3
Return Yards Wiped Out . . . . .	4	4

**Touchdowns nullified — GREEN BAY (1):** A.Rodgers 10-yard pass to J.Nelson vs. Was (Sept. 15)  
**OPPONENTS (0):**

## 2013 REPLAY CHALLENGES

### PACKERS (0/0)

<u>Date, Opp.</u>	<u>Initial Ruling</u>	<u>Ruling</u>
-------------------	-----------------------	---------------

### OPPONENTS (3/3)

<u>Date, Opp.</u>	<u>Initial Ruling</u>	<u>Ruling</u>
9/15 vs. Was	R.Griffin 5 pass to P.Garcon, short of goal line . . . . .	Reversed, TD
9/15 vs. Was	R.Griffin incomplete pass to S.Moss . . . . .	Reversed, TD
9/22 at Cin	A.Rodgers 12 pass to R.Cobb, first down . . . . .	Reversed, short of line to gain

### REPLAY ASSISTANT (1/1)

*Last two minutes of the half, overtime, turnovers and scoring plays*

<u>Date, Opp.</u>	<u>Initial Ruling</u>	<u>Ruling</u>
9/15 vs. Was	A.Robinson fumble recovered by B.Jones . . . . .	Reversed, A.Robinson down by contact

## 2013 PENALTIES ACCEPTED (13)

### OFFENSE (7)

**Holding (5)** — D.Bakhtiari vs. Was (Sept. 15), at Cin (Sept. 22); J.Sitton (2) at SF (Sept. 8); E.Dietrich-Smith vs. Was (Sept. 15)

**False Start (1)** — D.Barclay vs. Was (Sept. 15)

**Illegal Use of Hands (1)** — J.Sitton at SF (Sept. 8)

### DEFENSE (2)

**Unnecessary Roughness (2)** — N.Perry at Cin (Sept. 22); T.Williams at Cin (Sept. 22)

### SPECIAL TEAMS (4)

**Holding (1)** — Team at SF (Sept. 8)

**Illegal Block (1)** — M.Daniels at SF (Sept. 8)

**Unnecessary Roughness (2)** — R.Francois vs. Was (Sept. 15); R.Taylor at Cin (Sept. 22)





# TURNOVER STATISTICS AND NOTES

## TAKEAWAY ANALYSIS

	Packers Take Aways			Packers Give Aways			Diff	Cum	NFC Rank	NFL Rank
	Int	Fum	Tot	Int	Fum	Tot				
	SF	0	0	0	1	1				
<b>WAS</b>	<b>1</b>	<b>0</b>	<b>1</b>	<b>0</b>	<b>1</b>	<b>1</b>	<b>0</b>	<b>-2</b>	<b>14t</b>	<b>25t</b>
Cin	1	3	4	2	2	4	0	-2	12t	22t
BYE	-	-	-	-	-	-	-	-	13t	21t
DET	0	0	0	0	0	0	0	0	0	0
Bal	0	0	0	0	0	0	0	0	0	0
CLE	0	0	0	0	0	0	0	0	0	0
Min	0	0	0	0	0	0	0	0	0	0
CHI	0	0	0	0	0	0	0	0	0	0
PHI	0	0	0	0	0	0	0	0	0	0
NYG	0	0	0	0	0	0	0	0	0	0
MIN	0	0	0	0	0	0	0	0	0	0
Det	0	0	0	0	0	0	0	0	0	0
ATL	0	0	0	0	0	0	0	0	0	0
Dal	0	0	0	0	0	0	0	0	0	0
PIT	0	0	0	0	0	0	0	0	0	0
Chi	0	0	0	0	0	0	0	0	0	0
<b>Total</b>	<b>2</b>	<b>3</b>	<b>5</b>	<b>3</b>	<b>4</b>	<b>7</b>	<b>-2</b>	<b>-2</b>	<b>13t</b>	<b>21t</b>

HOME GAMES UPPERCASED IN BOLD

### Takeaway Breakdown

	Packers	Opponent
<b>Total</b> .....	<b>5</b>	<b>7</b>
Interceptions .....	2	3
Fumble Rec. ....	3	2
Fumble resulting in t'back .....	0	1
Muffed Punt Rec. ....	0	1
<b>Points off Turnovers</b> .....	<b>13</b>	<b>28</b>
Touchdowns .....	1	4
Field Goals .....	2	0
Didn't attempt score .....	0	1

### TOUCHDOWN RETURNS

**Packers (1):** M.Jennings 24-yard fumble return at Cin, Sept. 22

**Opponent (1):** T.Newman 58-yard fumble return at Cin, Sept. 22

## 2013 RECORD WHEN...

When...	Record
+4 turnover margin .....	0-0
+3 turnover margin .....	0-0
+2 turnover margin .....	0-0
+1 turnover margin .....	0-0
even turnover margin .....	1-1
-1 turnover margin .....	0-0
-2 turnover margin .....	0-1
-3 turnover margin .....	0-0
-4 turnover margin .....	0-0
recording 0 takeaways .....	0-1
recording 1 takeaway .....	1-0
recording 2 takeaways .....	0-0
recording 3 takeaways .....	0-0
recording 4 takeaways .....	0-1
recording 5 takeaways .....	0-0
recording 0 giveaways .....	0-0
recording 1 giveaway .....	1-0
recording 2 giveaways .....	0-1
recording 3 giveaways .....	0-0
recording 4 giveaways .....	0-1
recording 5 giveaways .....	0-0
recording 0 interceptions .....	0-1
recording 1 interception .....	1-1
recording 2 interceptions .....	0-0
recording 3 interceptions .....	0-0
recording 4 interceptions .....	0-0
surrendering 0 interceptions .....	1-0
surrendering 1 interception .....	0-1
surrendering 2 interceptions .....	0-1
surrendering 3 interceptions .....	0-0
recovering 0 fumbles .....	1-1
recovering 1 fumble .....	0-0
recovering 2 fumbles .....	0-0
recovering 3 fumbles .....	0-1
losing 0 fumbles .....	0-0
losing 1 fumble .....	1-1
losing 2 fumbles .....	0-1
losing 3 fumbles .....	0-0

## TAKEAWAY SUMMARY (5)

9/8	at San Francisco:	None
9/15	Washington:	M.Neal (interception)
9/22	at Cincinnati:	A.Hawk (fumble recovery), M.Jennings (fumble recovery), B.Jones (fumble recovery), S.Shields (interception)
10/6	Detroit:	
10/13	at Baltimore:	
10/20	Cleveland:	
10/27	at Minnesota:	
11/4	Chicago:	
11/10	Philadelphia:	
11/17	at N.Y. Giants:	
11/24	Minnesota:	
11/28	at Detroit:	
12/8	Atlanta:	
12/15	at Dallas:	
12/22	Pittsburgh:	
12/29	at Chicago:	
<b>SEASON TOTALS:</b> A.Hawk 1 (fumble recovery), M.Jennings 1 (fumble recovery), B.Jones 1 (fumble recovery), M.Neal 1 (interception), S.Shields 1 (interception)		

Note: Only fumbles lost are credited. Fumbles in which the team maintained possession are not included.

## GIVEAWAY SUMMARY (7)

9/8	at San Francisco:	E.Lacy (fumble), A.Rodgers (interception)
9/15	Washington:	J.Jones (fumble)
9/22	at Cincinnati:	A.Rodgers 2 (two interceptions), J.Franklin (fumble), J.Ross (muffed kickoff)
10/6	Detroit:	
10/13	at Baltimore:	
10/20	Cleveland:	
10/27	at Minnesota:	
11/4	Chicago:	
11/10	Philadelphia:	
11/17	at N.Y. Giants:	
11/24	Minnesota:	
11/28	at Detroit:	
12/8	Atlanta:	
12/15	at Dallas:	
12/22	Pittsburgh:	
12/29	at Chicago:	
<b>SEASON TOTALS:</b> A.Rodgers 3 (three interceptions), J.Franklin 1 (fumble), J.Jones 1 (fumble), E.Lacy 1 (fumble), J.Ross 1 (muffed kickoff)		

Note: Only fumbles lost are credited. Fumbles in which the team maintained possession are not included.

## TAKEAWAY POINTS

### Packers (13)

Date	Opp.	Turnover	Result	Points
9/22	at Cin	Interception	FG	3
9/22	at Cin	Fumble	TD	7
9/22	at Cin	Fumble	FG	3

### Opponent (28)

Date	Opp.	Turnover	Result	Points
9/8	at SF	Fumble	TD	7
9/22	at Cin	Muffed Kickoff	TD	7
9/22	at Cin	Interception	TD	7
9/22	at Cin	Fumble	TD	7

## REGULAR-SEASON PLAYER PARTICIPATION

NFL WEEK	1	2	3	5	6	7	8	9	10	11	12	13	14	15	16	17	— Season Totals —			
Player	at SF	WAS	at CIN	DET	at BAL	CLE	at MIN	CHI	PHI	at NYG	MIN	at DET	ATL	at DAL	PIT	at CHI	GP	GS	DNP	INA
Adams, Aaron	PS	PS	PS														-	-	-	-
Bakhtiari, David	<b>LT</b>	<b>LT</b>	<b>LT</b>														3	3	0	0
Banjo, Chris	SUB	SUB	<b>SS</b>														3	1	0	0
Barclay, Don	<b>RT</b>	<b>RT</b>	<b>RT</b>														3	3	0	0
Barrington, Sam	INA	SUB	SUB														2	0	0	1
Bostick, Brandon	INA	SUB	SUB														2	0	0	1
Boyd, Josh	INA	INA	INA														0	0	0	3
Boykin, Jarrett	SUB	SUB	SUB														3	0	0	0
Bulaga, Bryan	IR	IR	IR														-	-	-	-
Burnett, Morgan	INA	INA	INA														0	0	0	3
Bush, Jarrett	SUB	INA	INA														1	0	0	2
Cobb, Randall	<b>WR</b>	SUB	<b>WR</b>														3	2	0	0
Collins, Bryan	PS	PS	PS														-	-	-	-
Crosby, Mason	SUB	SUB	SUB														3	0	0	0
Cunningham, Sederrick	IR	IR	IR														-	-	-	-
Daniels, Mike	SUB	SUB	SUB														3	0	0	0
Dietrich-Smith, Evan	<b>C</b>	<b>C</b>	<b>C</b>														3	3	0	0
Dorsey, Kevin	IR	IR	IR														-	-	-	-
Finley, Jermichael	<b>TE</b>	SUB	<b>TE</b>														3	2	0	0
Francois, Robert	SUB	SUB	SUB														3	0	0	0
Franklin, Johnathan	SUB	SUB	SUB														3	0	0	0
Goode, Brett	SUB	SUB	SUB														3	0	0	0
Harris, DuJuan	IR	IR	IR														-	-	-	-
Hawk, A.J.	<b>BLB</b>	<b>BLB</b>	<b>BLB</b>														3	3	0	0
Hayward, Casey	INA	INA	INA														0	0	0	3
Hill, Michael	PS	PS	PS														-	-	-	-
House, Davon	SUB	SUB	SUB														3	0	0	0
Hyde, Micah	SUB	SUB	<b>3CB</b>														3	1	0	0
Jennings, M.D.	<b>FS</b>	<b>FS</b>	<b>FS</b>														3	3	0	0
Johnson, Charles	PS	PS	PS														-	-	-	-
Jolly, Johnny	<b>LDE</b>	<b>LDE</b>	SUB														3	2	0	0
Jones, Brad	<b>MLB</b>	<b>MLB</b>	<b>MLB</b>														3	3	0	0
Jones, Datone	SUB	SUB	SUB														3	0	0	0
Jones, James	<b>3WR</b>	<b>WR</b>	<b>3WR</b>														3	3	0	0
Kuhn, John	SUB	<b>FB</b>	INA														2	1	0	1
Lacy, Eddie	<b>RB</b>	<b>RB</b>	INA														2	2	0	1
Lang, T.J.	<b>RG</b>	<b>RG</b>	<b>RG</b>														3	3	0	0
Lattimore, Jamari	SUB	SUB	SUB														3	0	0	0
Masthay, Tim	SUB	SUB	SUB														3	0	0	0
Matthews, Clay	<b>ROLB</b>	<b>ROLB</b>	<b>ROLB</b>														3	3	0	0
McMillian, Jerron	<b>SS</b>	<b>SS</b>	SUB														3	2	0	0
Mulumba, Andy	SUB	SUB	SUB														3	0	0	0
Neal, Mike	SUB	SUB	SUB														3	0	0	0
Nelson, Jordy	<b>WR</b>	<b>WR</b>	<b>WR</b>														3	3	0	0
Newhouse, Marshall	SUB	SUB	SUB														3	0	0	0
Nixon, James	PS	PS	PS														-	-	-	-
Palmer, Nate	INA	INA	SUB														1	0	0	2
Perry, Nick	<b>LOLB</b>	<b>LOLB</b>	<b>LOLB</b>														3	3	0	0
Pickett, Ryan	<b>NT</b>	<b>NT</b>	<b>NT</b>														3	3	0	0
Quarless, Andrew	SUB	<b>TE</b>	SUB														3	1	0	0
Raji, B.J.	<b>RDE</b>	<b>RDE</b>	<b>RDE</b>														3	3	0	0
Richardson, Sean	PUP	PUP	PUP														-	-	-	-
Rodgers, Aaron	<b>QB</b>	<b>QB</b>	<b>QB</b>														3	3	0	0
Ross, Jeremy	SUB	SUB	SUB														3	0	0	0
Sherrad, Derek	PUP	PUP	PUP														-	-	-	-
Shields, Sam	<b>RCB</b>	<b>RCB</b>	<b>RCB</b>														3	3	0	0
Sitton, Josh	<b>LG</b>	<b>LG</b>	<b>LG</b>														3	3	0	0
Starks, James	SUB	SUB	<b>RB</b>														3	1	0	0
Stoneburner, Jake	PS	PS	PS														-	-	-	-
Taylor, Lane	INA	INA	INA														0	0	0	3
Taylor, Ryan	SUB	SUB	SUB														3	0	0	0
Tolzien, Scott	PS	PS	PS														-	-	-	-
Tretter, JC	PUP	PUP	PUP														-	-	-	-
Van Roten, Greg	SUB	SUB	SUB														3	0	0	0
Wallace, Seneca	DNP	DNP	DNP														0	0	3	0
White, Myles	PS	PS	PS														-	-	-	-
Williams, Tramon	<b>LCB</b>	<b>LCB</b>	<b>LCB</b>														3	3	0	0
Wilson, C.J.	SUB	INA	SUB														2	0	0	1
Worthy, Jerel	PUP	PUP	PUP														-	-	-	-

**STARTERS IN BOLD AT POSITION;** DNP — Did not play; INA — Inactive; IR — Injured reserve; PUP — Reserve/Physically unable to perform; PS — Practice squad; SUB — Substitute; 3WR — Started as third wide receiver; 3CB — Started as third cornerback

# SEASON-HIGHS/W-L BREAKDOWN

## INDIVIDUAL

Longest Scoring Run — 32, J.Starks, Sept. 15 vs. Washington  
 Longest Non-Scoring Run — 51, J.Franklin, Sept. 22 at Cincinnati

Longest Scoring Pass — 35, A.Rodgers to R.Cobb, Sept. 15 vs. Washington  
 Longest Non-Scoring Pass — 57, A. Rodgers to J.Jones, Sept. 15 vs. Washington

Longest Kickoff Return — 21, J.Ross, Sept. 22 at Cincinnati  
 Longest Punt Return — 16, R.Cobb, Sept. 8 at San Francisco  
 Longest Interception Return — 5, M.Neal, Sept. 15 vs. Washington  
 Longest Fumble Return — 24t, M.Jennings, Sept. 22 at Cincinnati

Longest Punt — 55, T.Masthay, Sept. 22 at Cincinnati

Longest Field Goal — 41, M.Crosby, Sept. 22 at Cincinnati  
 Most Field Goals Attempted — 3, M.Crosby, Sept. 22 at Cincinnati  
 Most Field Goals Made — 3, M.Crosby, Sept. 22 at Cincinnati

Most Touchdowns — 2, J.Nelson, Sept. 15 vs. Washington

Most Rushing Attempts — 20, J.Starks, Sept. 15 vs. Washington  
 Most Rushing Yards — 132, J.Starks, Sept. 15 vs. Washington

Most Passing Attempts — 43, A.Rodgers, Sept. 22 at Cincinnati  
 Most Completions — 34, A.Rodgers, Sept. 15 vs. Washington  
 Most Passing Yards — 480, A.Rodgers, Sept. 15 vs. Washington  
 Most Touchdown Passes — 4, A.Rodgers, Sept. 15 vs. Washington

Most Receptions — 11, J.Jones, Sept. 15 vs. Washington  
 Most Receiving Yards — 178, J.Jones, Sept. 15 vs. Washington

Most Total Yards from Scrimmage — 178, J.Jones, Sept. 15 vs. Washington

Most Defensive Interceptions — 1, twice, most recently S.Shields, Sept. 22 at Cincinnati  
 Most Tackles — 14, B.Jones, Sept. 8 at San Francisco  
 Most Solo Tackles — 10, twice, most recently B.Jones, Sept. 22 at Cincinnati  
 Most Sacks — 1, seven times, most recently M.Daniels, Sept. 22 at Cincinnati  
 Most Passes Defensed — 4, S.Shields, Sept. 15 vs. Washington

## TEAM

Offensive Most...  
 First Downs — 28, Sept. 15 vs. Washington  
 Rushing Attempts — 30, Sept. 22 at Cincinnati  
 Rushing Yards — 182, Sept. 22 at Cincinnati  
 Pass Attempts — 43, Sept. 22 at Cincinnati  
 Completions — 34, Sept. 15 vs. Washington  
 TDs Thrown — 4, Sept. 15 vs. Washington  
 Ints. Thrown — 2, Sept. 22 at Cincinnati  
 Net Passing Yards — 441, Sept. 15 vs. Washington  
 Offensive Plays — 77, Sept. 22 at Cincinnati  
 Total Offense — 580, Sept. 15 vs. Washington  
 Time of Possession — 32:29, Sept. 15 vs. Washington  
 Turnovers — 4, Sept. 22 at Cincinnati  
 Fumbles — 2, Sept. 22 at Cincinnati  
 Fumbles Lost — 2, Sept. 22 at Cincinnati

Longest Scoring Drives  
 Plays — 14, Sept. 15 vs. Washington  
 Yards — 92, Sept. 22 at Cincinnati  
 Time — 6:58, Sept. 15 vs. Washington  
 Shortest Scoring Drives  
 Plays — 4, four times, most recently Sept. 22 at Cincinnati  
 Yards — 3, Sept. 22 at Cincinnati  
 Time — 0:41, Sept. 15 vs. Washington

Defensive Fewest...  
 First Downs Allowed — 18, Sept. 15 vs. Washington  
 Rushing Att. Allowed — 17, Sept. 15 vs. Washington  
 Rushing Yards Allowed — 82, Sept. 22 at Cincinnati  
 Pass Att. Allowed — 28, Sept. 22 at Cincinnati  
 Pass Comp. Allowed — 20, Sept. 22 at Cincinnati  
 Net Passing Yards Allowed — 215, Sept. 22 at Cincinnati  
 Total Plays Allowed — 56, Sept. 22 at Cincinnati  
 Total Yards Allowed — 297, Sept. 22 at Cincinnati

Defensive Most...  
 Takeaways — 4, Sept. 22 at Cincinnati  
 Interceptions — 1, two times, most recently Sept. 22 at Cincinnati  
 Fumbles Forced — 3, Sept. 22 at Cincinnati  
 Fumbles Recovered — 3, Sept. 22 at Cincinnati  
 Passes Defensed — 10, Sept. 15 vs. Washington  
 Sacks — 4, Sept. 22 at Cincinnati

	2013 regular season...			2012 regular season...			2011 regular season...			1992-present...		
	Home	Road	Overall	Home	Road	Overall	Home	Road	Overall	Home	Road	Overall
Overall	1-0	0-2	1-2	7-1	4-4	11-5	8-0	7-1	15-1	130-39	87-85	215-124
On Grass	1-0	0-1	1-1	7-1	2-0	9-1	8-0	3-1	11-1	130-39	48-33	178-72
On Artificial Surfaces	0-0	0-1	0-1	0-0	2-4	2-4	0-0	4-0	4-0	0-0	37-52	37-52
In Open-Air Stadiums	1-0	0-2	1-2	7-1	1-2	8-3	8-0	3-1	10-1	130-39	52-53	183-92
In Indoor Stadiums	0-0	0-0	0-0	0-0	3-2	3-2	0-0	3-0	3-0	0-0	32-31	32-31
vs. Division Opponents	0-0	0-0	0-0	3-0	2-1	5-1	3-0	3-0	6-0	59-13	39-34	98-47
vs. NFC	1-0	0-1	1-1	5-1	3-3	8-4	6-0	6-0	12-0	101-26	65-62	165-88
vs. AFC	0-0	0-1	0-1	2-0	1-1	3-1	2-0	1-1	3-1	29-13	20-23	49-36
When scoring first	1-0	0-0	1-0	5-0	1-1	6-1	6-0	2-0	8-0	89-15	52-33	141-48
When Opponent scored first	0-0	0-2	0-2	2-1	3-3	5-4	2-0	5-1	7-1	40-24	33-52	73-76
In overtime	0-0	0-0	0-0	0-0	0-0	0-0	0-0	0-0	0-0	5-3	1-5	6-8
When leading after first quarter	1-0	0-0	1-0	4-0	2-1	6-1	8-0	2-0	10-0	75-11	46-21	121-32
When leading at halftime	1-0	0-1	1-1	5-0	3-1	8-1	8-0	4-0	12-0	101-8	67-26	168-34
When leading after third quarter	1-0	0-1	1-1	5-0	3-1	8-1	8-0	7-0	15-0	107-5	78-22	185-27
When trailing after first quarter	0-0	0-1	0-1	1-1	1-2	2-3	0-0	3-1	3-1	25-21	15-40	40-61
When trailing at halftime	0-0	0-0	0-0	2-1	1-3	3-4	0-0	3-1	3-1	20-26	15-52	35-78
When trailing after third quarter	0-0	0-0	0-0	1-1	1-3	2-4	0-0	0-1	0-1	14-31	4-62	18-93
When tied at halftime	0-0	0-1	0-1	0-0	0-0	0-0	0-0	0-0	0-0	9-5	3-7	12-12
On Thursday	0-0	0-0	0-0	1-0	0-0	1-0	1-0	1-0	2-0	3-0	4-5	7-5
On Friday	0-0	0-0	0-0	0-0	0-0	0-0	0-0	0-0	0-0	0-0	1-0	1-0
On Saturday	0-0	0-0	0-0	0-0	0-0	0-0	0-0	0-0	0-0	1-0	2-0	3-0
On Sunday/Early Games	1-0	0-1	1-1	4-0	3-1	7-1	3-0	1-1	4-1	86-23	39-43	125-66
On Sunday/Late Afternoon Games	0-0	0-1	0-1	1-1	0-1	1-2	2-0	4-0	6-0	20-10	18-19	38-28
On Sunday/Night Games	0-0	0-0	0-0	1-0	1-1	2-1	1-0	1-0	2-0	11-2	9-3	20-5
On Monday	0-0	0-0	0-0	0-0	0-1	0-1	1-0	0-0	0-0	10-5	11-15	21-20
When Packers had 100-yard rusher	1-0	0-1	1-1	0-0	0-0	0-0	0-0	0-0	0-0	34-8	25-9	59-17
When Packers had 100-yard receiver	1-0	0-1	1-1	2-0	3-1	5-1	5-0	4-0	9-0	59-14	35-30	94-44
When Packers had 300-yard passer	1-0	0-1	1-1	2-1	2-1	4-2	4-0	5-0	9-0	30-12	27-17	57-29
When Opponent had 100-yard rusher	1-0	0-0	1-0	1-1	0-1	1-2	3-0	1-0	4-0	123-17	16-24	39-41
When Opponent had 100-yard receiver	1-0	0-1	1-1	3-0	1-1	4-1	4-0	4-0	8-0	40-13	24-30	64-43
When Opponent had 300-yard passer	1-0	0-1	1-1	3-0	0-1	3-1	4-0	4-0	8-0	20-7	13-16	33-23

## TRANSACTIONS BY DATE

3/16	Re-signed LB Robert Francois	7/25	Signed DE Datone Jones and S Ryan McMahon	9/2	Signed QB Seneca Wallace; Signed T Aaron Adams, G Bryan Collins, RB Michael Hill, WR Charles Johnson, CB James Nixon, TE Jake Stoneburner, QB Scott Tolzien and WR Myles White to practice squad; Waived QB B.J. Coleman
3/21	Re-signed LB Brad Jones	7/29	Signed S Chris Banjo and WR Omarius Hines; Waived S Ryan McMahon	9/23	Waived WR Jeremy Ross
3/26	Signed K Giorgio Tavecchio	8/6	Signed WR Justin Wilson and QB Vince Young	9/30	Signed RB Michael Hill to active roster; Signed WR Reggie Dunn to practice squad
4/2	Signed CB Loyce Means	8/7	Place WR Sederrick Cunningham (wrist) on injured reserve		
4/9	Signed TE Matthew Mulligan	8/26	Signed K Zach Ramirez; Waived WR Alex Gillett, QB Graham Harrell, WR Omarius Hines, RB Angelo Pease, DT Gilbert Peña, K Giorgio Tavecchio and WR Justin Wilson		
4/12	Re-signed C/G Evan Dietrich-Smith	8/27	Waived K Zach Ramirez; Placed S Sean Richardson (neck), T Derek Sherrod (leg), T JC Tretter (ankle) and DE Jerel Worthy (knee) on reserve/physically unable to perform; Placed T Bryan Bulaga (knee), WR Kevin Dorsey (toe), RB DuJuan Harris (knee) and LB Jarvis Reed (ankle) on injured reserve		
4/15	Signed WR Sederrick Cunningham				
4/17	Signed LB Clay Matthews to contract extension	8/31	Waived FB Jonathan Aмоса, G Andrew Datko, S David Fulton, C Garth Gerhart, RB Alex Green, T Kevin Hughes, WR Charles Johnson, G Patrick Lewis, LB Terrell Manning, CB Loyce Means, DT Jordan Miller, LB Dezman Moses, CB James Nixon, S Chaz Powell, LB Donte Savage, CB Brandon Smith, TE Jake Stoneburner, WR Tyrone Walker, WR Myles White and TE D.J. Williams; Released TE Matthew Mulligan and QB Vince Young		
4/24	Waived RB Brandon Saine and LB D.J. Smith				
4/26	Signed QB Aaron Rodgers to contract extension				
4/29	Waived G Joe Gibbs				
5/10	Signed T David Bakhtiari, LB Sam Barrington, DE Josh Boyd, QB Matt Brown, WR Kevin Dorsey, CB Micah Hyde, RB Johnathan Franklin, WR Charles Johnson, C Patrick Lewis, LB Andy Mulumba, LB Nate Palmer, RB Angelo Pease, DT Gilbert Peña, FB Ryan Roberson, TE Jake Stoneburner, G Lane Taylor, T JC Tretter and WR Myles White				
5/13	Signed FB Jonathan Aмоса, LB Jarvis Reed (Wilson), LB Donte Savage, CB Brandon Smith and WR Tyrone Walker; Waived LB Micah Johnson and FB Ryan Roberson				
5/22	Signed WR Alex Gillett				
5/28	Signed S David Fulton				
5/30	Signed RB Eddie Lacy				
6/3	Re-signed CB Sam Shields				
6/11	Signed WR Terrell Sinkfield				
6/17	Released LB Desmond Bishop				
7/19	Waived WR Terrell Sinkfield				
7/23	Waived QB Matt Brown				

## TRANSACTIONS BY PLAYER

<b>Adams, Aaron - T</b> 9/2/13 Signed to practice squad	<b>Hines, Omarius - WR</b> 7/29/13 Signed 8/26/13 Waived	<b>Roberson, Ryan - FB</b> 5/10/13 Signed 5/13/13 Waived
<b>Aмоса, Jonathan - FB</b> 5/13/13 Signed 8/31/13 Waived	<b>Hughes, Kevin - T</b> 8/31/13 Waived	<b>Ross, Jeremy - WR</b> 9/23/13 Waived
<b>Bakhtiari, David - T</b> 5/10/13 Signed	<b>Hyde, Micah - CB</b> 5/10/13 Signed	<b>Saine, Brandon - RB</b> 4/24/13 Waived
<b>Banjo, Chris - S</b> 7/29/13 Signed	<b>Johnson, Charles - WR</b> 5/10/13 Signed 8/31/13 Waived 9/2/13 Signed to practice squad	<b>Savage, Donte - LB</b> 5/13/13 Signed 8/31/13 Waived
<b>Barrington, Sam - LB</b> 5/10/13 Signed	<b>Johnson, Micah - LB</b> 5/13/13 Waived	<b>Sherrod, Derek - T</b> 8/27/13 Placed on reserve/physically unable to perform (leg)
<b>Bishop, Desmond - LB</b> 6/17/13 Released	<b>Jones, Brad - LB</b> 3/21/13 Re-signed	<b>Shields, Sam - CB</b> 6/3/13 Re-signed
<b>Boyd, Josh - DE</b> 5/10/13 Signed	<b>Jones, Datone - DE</b> 7/25/13 Signed	<b>Sinkfield, Terrell - WR</b> 6/11/13 Signed 7/19/13 Waived
<b>Brown, Matt - QB</b> 5/10/13 Signed 7/23/13 Waived	<b>Lacy, Eddie - RB</b> 5/30/13 Signed	<b>Smith, Brandon - CB</b> 5/13/13 Signed 8/31/13 Waived
<b>Bulaga, Bryan - T</b> 8/27/13 Placed on injured reserve (knee)	<b>Lewis, Patrick - C</b> 5/10/13 Signed	<b>Smith, D.J. - LB</b> 4/24/13 Waived
<b>Coleman, B.J. - QB</b> 9/2/13 Waived	<b>Manning, Terrell - LB</b> 8/31/13 Waived	<b>Stoneburner, Jake - TE</b> 5/10/13 Signed 8/31/13 Waived 9/2/13 Signed to practice squad
<b>Collins, Bryan - G</b> 9/2/13 Signed to practice squad	<b>McMahon, Ryan - S</b> 7/25/13 Signed 7/29/13 Waived	<b>Tavecchio, Giorgio - K</b> 3/26/13 Signed 8/26/13 Waived
<b>Cunningham, Sederrick - WR</b> 4/15/13 Signed 8/7/13 Placed on injured reserve (wrist)	<b>Means, Loyce - CB</b> 4/2/13 Signed 8/31/13 Waived	<b>Taylor, Lane - G</b> 5/10/13 Signed
<b>Datko, Andrew - G</b> 8/31/13 Waived	<b>Miller, Jordan - DT</b> 8/31/13 Waived	<b>Tolzien, Scott - QB</b> 9/2/13 Signed to practice squad
<b>Dietrich-Smith, Evan - C</b> 4/12/13 Re-signed	<b>Moses, Dezman - LB</b> 8/31/13 Waived	<b>Tretter, JC - T</b> 5/10/13 Signed 8/27/13 Placed on reserve/physically unable to perform (ankle)
<b>Dorsey, Kevin - WR</b> 5/10/13 Signed 8/27/13 Placed on injured reserve (toe)	<b>Mulligan, Matthew - TE</b> 4/9/13 Signed 8/31/13 Released	<b>Walker, Tyrone - WR</b> 5/13/13 Signed 8/31/13 Waived
<b>Dunn, Reggie - WR</b> 9/30/13 Signed to practice squad	<b>Mulumba, Andy - LB</b> 5/10/13 Signed	<b>Wallace, Seneca - QB</b> 9/2/13 Signed
<b>Francois, Robert - LB</b> 3/16/13 Re-signed	<b>Nixon, James - CB</b> 8/31/13 Waived 9/2/13 Signed to practice squad	<b>White, Myles - WR</b> 5/10/13 Signed 8/31/13 Waived 9/2/13 Signed to practice squad
<b>Franklin, Johnathan - RB</b> 5/10/13 Signed	<b>Palmer, Nate - LB</b> 5/10/13 Signed	<b>Williams, D.J. - TE</b> 8/31/13 Waived
<b>Fulton, David - S</b> 5/28/13 Signed 8/31/13 Waived	<b>Pease, Angelo - RB</b> 5/10/13 Signed 8/26/13 Waived	<b>Wilson, Justin - WR</b> 8/6/13 Signed 8/26/13 Waived
<b>Gerhart, Garth - C</b> 8/31/13 Waived	<b>Peña, Gilbert - DT</b> 5/10/13 Signed 8/26/13 Waived	<b>Worthy, Jerel - DE</b> 8/27/13 Place on reserve/physically unable to perform (knee)
<b>Gibbs, Joe - G</b> 4/29/13 Waived	<b>Powell, Chaz - S</b> 8/31/13 Waived	<b>Young, Vince - QB</b> 8/6/13 Signed 8/31/13 Released
<b>Gillett, Alex - WR</b> 5/22/13 Signed 8/26/13 Waived	<b>Ramirez, Zach - K</b> 8/26/13 Signed 8/27/13 Waived	
<b>Green, Alex - RB</b> 8/31/13 Waived	<b>Reed (Wilson), Jarvis - LB</b> 5/13/13 Signed 8/27/13 Placed on injured reserve (knee)	
<b>Harrell, Graham - QB</b> 8/26/13 Waived	<b>Richardson, Sean - S</b> 8/27/13 Placed on reserve/physically unable to perform (neck)	
<b>Harris, DuJuan - RB</b> 8/27/13 Placed on injured reserve (knee)		
<b>Hill, Michael - RB</b> 9/2/13 Signed to practice squad 9/30/13 Signed to active roster		



## THE LAST TIME

### Regular-Season Games Only

#### RUSHING

##### 200 Yards Rushing, Individual

BY PACKERS — Ahman Green, Dec. 28, 2003, vs. Denver (218 yards)  
BY OPPONENT — Adrian Peterson, Dec. 2, 2012, vs. Minnesota (210 yards)

##### 100 Yards Rushing, Individual

BY PACKERS — Johnathan Franklin, Sept. 22, 2013, at Cincinnati (103 yards)  
BY OPPONENT — Alfred Morris, Sept. 15, 2013, vs. Washington (107 yards)

##### 100 Yards Rushing, Individual, One Half

BY PACKERS — Johnathan Franklin, Sept. 22, 2013, at Cincinnati (103 yards in second half)  
BY OPPONENT — Adrian Peterson, Dec. 30, 2012, at Minnesota (108 yards in second half)

##### 100 Yards Rushing and Receiving, Individual

BY PACKERS — Never  
BY OPPONENT — Darrin Nelson, Nov. 13, 1983, at Minnesota (119 yards rushing, 137 receiving)

##### Two 100-Yard Rushers

BY PACKERS — Ryan Grant (106 yards) and DeShawn Wynn (106), Dec. 28, 2008, vs. Detroit  
BY OPPONENT — Tony Dorsett (149 yards) and Robert Newhouse (101), Nov. 12, 1978, vs. Dallas at Milw.

##### Two 100-Yard Rushers and Two 100-Yard Receivers

BY PACKERS — Ryan Grant (106 yards) and DeShawn Wynn (106), Dec. 28, 2008, vs. Detroit, Donald Driver (111 yards) and Greg Jennings (101 yards), Dec. 28, 2008, vs. Detroit\*  
BY OPPONENT — Never  
\*First time in NFL history

##### Four Touchdowns Rushing, Individual

BY PACKERS — Dorsey Levens, Jan. 2, 2000, vs. Arizona (8, 1, 5, 1 yards)  
BY OPPONENT — DeAngelo Williams, Nov. 30, 2008, vs. Carolina (1, 1, 1, 1 yards)

##### Three Touchdowns Rushing, Individual

BY PACKERS — Ahman Green, Oct. 20, 2002, vs. Washington (24, 2, 8 yards)  
BY OPPONENT — DeAngelo Williams, Nov. 30, 2008, vs. Carolina (1, 1, 1, 1 yards)

##### Two Touchdowns Rushing, Individual

BY PACKERS — Ryan Grant, Dec. 23, 2012, vs. Tennessee (7, 9 yards)  
BY OPPONENT — Arian Foster, Oct. 14, 2012, at Houston (1, 1 yards)

#### PASSING

##### 400 Yards Passing, Individual

BY PACKERS — Aaron Rodgers, Sept. 15, 2013, vs. Washington (480 yards)  
BY OPPONENT — Colin Kaepernick, Sept. 8, 2013, at San Francisco (412 yards)

##### 300 Yards Passing, Individual

BY PACKERS — Aaron Rodgers, Sept. 15, 2013, vs. Washington (480 yards)  
BY OPPONENT — Robert Griffin III, Sept. 15, 2013 vs. Washington (320 yards)

##### Six Touchdown Passes, Individual

BY PACKERS — Aaron Rodgers, Oct. 14, 2012, at Houston (41, 6, 21, 1, 48, 18 yards)  
BY OPPONENT — Tommy Kramer, Sept. 28, 1986, at Minnesota (23, 13, 36, 2, 17, 7 yards)

##### Five Touchdown Passes, Individual

BY PACKERS — Aaron Rodgers, Oct. 14, 2012, at Houston (41, 6, 21, 1, 48, 18 yards)  
BY OPPONENT — Matthew Stafford, Jan. 1, 2012, vs. Detroit (8, 13, 2, 5, 12 yards)

##### Four Touchdown Passes, Individual

BY PACKERS — Aaron Rodgers, Sept. 15, 2013, vs. Washington (35, 14, 3, 15 yards)  
BY OPPONENT — Matthew Stafford, Jan. 1, 2012, vs. Detroit (8, 13, 2, 5, 12 yards)

##### Three Touchdown Passes, Individual

BY PACKERS — Aaron Rodgers, Sept. 15, 2013, vs. Washington (35, 14, 3, 15 yards)  
BY OPPONENT — Robert Griffin III, Sept. 15, 2013, vs. Washington (6, 3, 9 yards)

##### Six Interceptions Thrown, Individual

BY PACKERS — Tom O'Malley, Sept. 17, 1950, vs. Detroit  
BY OPPONENT — Don Horn, Sept. 26, 1971, vs. Denver at Milw.

##### Five Interceptions Thrown, Individual

BY PACKERS — Brett Favre, Oct. 30, 2005, at Cincinnati  
BY OPPONENT — Rich Gannon, Oct. 28, 1990, vs. Minnesota at Milw.

##### Four Interceptions Thrown, Individual

BY PACKERS — Brett Favre, Dec. 25, 2005, vs. Chicago  
BY OPPONENT — Jay Cutler, Sept. 13, 2012, vs. Chicago

#### RECEIVING

##### 10 or More Receptions, Individual

BY PACKERS — James Jones, Sept. 15, 2013, vs. Washington (11 receptions)  
BY OPPONENT — Anquan Boldin, Sept. 8, 2013, at San Francisco (13 receptions)

##### 200 Yards Receiving, Individual

BY PACKERS — Javon Walker, Sept. 26, 2004, at Indianapolis (200 yards)  
BY OPPONENT — Anquan Boldin, Sept. 8, 2013, at San Francisco (208 yards)

##### 100 Yards Receiving, Individual

BY PACKERS — James Jones (178 yards) and Randall Cobb (128 yards), Sept. 15, 2013, vs. Washington  
BY OPPONENT — Pierre Garcon, Sept. 15, 2013, vs. Washington (143 yards)

##### 100 Yards Receiving, One Half, Individual

BY PACKERS — James Jones, Sept. 15, 2013, vs. Washington (152 yards in first half)  
BY OPPONENT — Anquan Boldin, Sept. 8, 2013, at San Francisco (135 yards in second half)

##### Two 100-Yard Receivers

BY PACKERS — James Jones (178 yards) and Randall Cobb (128 yards), Sept. 15, 2013, vs. Washington  
BY OPPONENT — Calvin Johnson (244 yards) and Brandon Pettigrew (116), Jan. 1, 2012, vs. Detroit

##### Four Touchdown Receptions, Individual

BY PACKERS — Sterling Sharpe, Nov. 24, 1994, at Dallas (1, 36, 30, 5 yards)  
BY OPPONENT — Never

##### Three Touchdown Receptions, Individual

BY PACKERS — James Jones, Dec. 16, 2012, at Chicago (29, 8, 6 yards)  
BY OPPONENT — Vincent Jackson, Nov. 6, 2011, at San Diego (23, 5, 29 yards)

##### Two Touchdown Receptions, Individual

BY PACKERS — Jordy Nelson, Sept. 15, 2013, vs. Washington (14, 15 yards)  
BY OPPONENT — Vernon Davis, Sept. 8, 2013, at San Francisco (20, 2 yards)

#### INTERCEPTIONS

##### Four Interceptions, Individual

BY PACKERS — Willie Buchanon, Sept. 24, 1978, at San Diego  
BY OPPONENT — Never

##### Three Interceptions, Individual

BY PACKERS — Tom Flynn, Oct. 28, 1984, vs. Detroit  
BY OPPONENT — Vencie Glenn, Dec. 27, 1992, at Minnesota

##### Two Interceptions, Individual

BY PACKERS — Morgan Burnett, Dec. 2, 2012, vs. Minnesota  
BY OPPONENT — Jason David, Nov. 24, 2008, at New Orleans

##### Interception Returned for Touchdown

BY PACKERS — M.D. Jennings, Nov. 18, 2012, at Detroit (72 yards)  
BY OPPONENT — Kyle Arrington, Dec. 19, 2010, at New England (36 yards)

#### TOUCHDOWNS

##### Five Touchdowns, Individual

BY PACKERS — Paul Hornung, Dec. 12, 1965, at Baltimore (2-, 9-, 3-yard runs; 50-, 65-yard receptions)  
BY OPPONENT — Never

##### Four Touchdowns, Individual

BY PACKERS — Dorsey Levens, Jan. 2, 2000, vs. Arizona (8-, 1-, 5-, 1-yard runs)  
BY OPPONENT — DeAngelo Williams, Nov. 30, 2008, vs. Carolina (1-, 1-, 1-, 1-yard runs)

##### Three Touchdowns, Individual

BY PACKERS — James Jones, Dec. 16, 2012, at Chicago (29-, 8-, 6-yard receptions)  
BY OPPONENT — Vincent Jackson, Nov. 6, 2011, at San Diego (23-, 5-, 29-yard receptions)

## THE LAST TIME

### **FIELD GOALS/PATS**

#### **Five Field Goals Made, Individual**

BY PACKERS — Ryan Longwell, Sept. 24, 2000, at Arizona (38, 47, 48, 37, 22 yards)

BY OPPONENT — Jason Hanson, Nov. 27, 2003, at Detroit (42, 28, 49, 46, 32 yards)

#### **Four Field Goals Made, Individual**

BY PACKERS — Mason Crosby, Dec. 11, 2011, vs. Oakland (34, 38, 49, 33 yards)

BY OPPONENT — Ryan Succop, Dec. 18, 2011, at Kansas City (19, 32, 46, 20 yards)

#### **60-Yard Field Goal**

BY PACKERS — Never

BY OPPONENT — David Akers, Sept. 9, 2012, vs. San Francisco (63 yards)

#### **50-Yard Field Goal**

BY PACKERS — Mason Crosby, Dec. 30, 2012, at Minnesota (51 yards)

BY OPPONENT — Blair Walsh, Dec. 30, 2012, at Minnesota (54 yards)

#### **Blocked Field-Goal Attempt**

BY PACKERS — Johnny Jolly, Sept. 27, 2009, at St. Louis (48-yard Josh Brown attempt)

BY OPPONENT — Jay Ratliff, Nov. 7, 2010, vs. Dallas (54-yard Mason Crosby attempt)

#### **Two-Point Conversion**

BY PACKERS — Jordy Nelson, Sept. 9, 2012, vs. San Francisco (pass from Aaron Rodgers)

BY OPPONENT — Donald Brown, Oct. 7, 2012, at Indianapolis (rush)

#### **Point After Touchdown Missed**

BY PACKERS — Mason Crosby, Dec. 11, 2011, vs. Oakland (blocked, fifth attempt)

BY OPPONENT — Mike Nugent, Sept. 22, 2013, at Cincinnati (blocked, fourth attempt)

#### **Blocked Point After Touchdown**

BY PACKERS — Datone Jones, Sept. 22, 2013, at Cincinnati (Mike Nugent, fourth attempt)

BY OPPONENT — Desmond Bryant, Dec. 11, 2011, vs. Oakland (Mason Crosby, fifth attempt)

### **PUNTING**

#### **70-Yard Punt**

BY PACKERS — Tim Masthay, Dec. 18, 2011, at Kansas City (71 yards)

BY OPPONENT — Jon Ryan, Sept. 24, 2012, at Seattle (73 yards)

#### **60-Yard Punt**

BY PACKERS — Tim Masthay, Oct. 28, 2012, vs. Jacksonville (65 yards)

BY OPPONENT — Dave Zastudil, Nov. 4, 2012, vs. Arizona (65 yards)

#### **Blocked Punt**

BY PACKERS — Davon House, Oct. 28, 2012, vs. Jacksonville (Bryan Anger, punter)

BY OPPONENT — Bryan Braman, Oct. 14, 2012, at Houston (Tim Masthay, punter)

#### **10 Punts, Individual**

BY PACKERS — Jon Ryan, Nov. 19, 2006, vs. New England (10 punts; 459 yards)

BY OPPONENT — Chris Kluwe, Dec. 21, 2006, vs. Minnesota (10 punts; 434 yards)

#### **No Punts**

BY PACKERS — Dec. 17, 1989, at Chicago

BY OPPONENT — Nov. 22, 1981, at Tampa Bay

### **OTHER SPECIAL TEAMS**

#### **Kickoff Returned for Touchdown**

BY PACKERS — Randall Cobb, Sept. 8, 2011, vs. New Orleans (108 yards)

BY OPPONENT — Jerry Azumah, Dec. 7, 2003, vs. Chicago (88 yards)

#### **Punt Returned for Touchdown**

BY PACKERS — Randall Cobb, Sept. 9, 2012, vs. San Francisco (75 yards)

BY OPPONENT — Darren Sproles, Sept. 8, 2011, vs. New Orleans (72 yards)

#### **Blocked (Opponent) Field Goal Returned for Touchdown**

BY PACKERS — Willie Buchanon, Dec. 17, 1972, at New Orleans (57 yards)

BY OPPONENT — Shawn Springs, Nov. 1, 1999, vs. Seattle (61 yards)

#### **Blocked Punt Returned for Touchdown**

BY PACKERS — Dezman Moses, Oct. 28, 2012, vs. Jacksonville (0 yards; Bryan Anger, punter)

BY OPPONENT — DeVier Posey, Oct. 14, 2012, at Houston (0 yards; Tim Masthay, punter)

#### **Recovered Own Onside Kick Attempt**

BY PACKERS — Jamari Lattimore, Oct. 21, 2012, at St. Louis (Mason Crosby, kicker)

BY OPPONENT — Darrell Stuckey, Nov. 6, 2011, at San Diego (Nick Novak, kicker)

### **OTHER DEFENSE**

#### **Shutout Posted**

BY PACKERS — Oct. 31, 2010, at N.Y. Jets (9-0)

BY OPPONENT — Nov. 19, 2006, vs. New England (35-0)

#### **Fumble Returned for Touchdown**

BY PACKERS — M.D. Jennings, Sept. 22, 2013, at Cincinnati (24 yards)

BY OPPONENT — Terence Newman, Sept. 22, 2013, at Cincinnati (58 yards)

#### **Safety Scored**

BY PACKERS — Team, Jan. 3, 2010, at Arizona (Reggie Wells penalized for holding in the end zone)

BY OPPONENT — Rolando McClain, Dec. 11, 2011, vs. Oakland (Matt Flynn tackled)

#### **Five Sacks, Individual**

BY PACKERS — Vonnie Holliday, Dec. 22, 2002, vs. Buffalo

BY OPPONENT — Antwan Odom, Sept. 20, 2009, vs. Cincinnati

#### **Four Sacks, Individual**

BY PACKERS — Kabeer Gbaja-Biamila, Jan. 2, 2005, at Chicago

BY OPPONENT — Chris Clemons, Sept. 24, 2012, at Seattle

#### **Three Sacks, Individual**

BY PACKERS — Clay Matthews, Sept. 13, 2012, vs. Chicago (3.5 sacks)

BY OPPONENT — Everson Griffen, Dec. 30, 2012, at Minnesota

### **MISCELLANEOUS**

#### **No Penalties**

BY PACKERS — Dec. 25, 2011, vs. Chicago

BY OPPONENT — Dec. 14, 1997, at Carolina

#### **Game Without Touchdown**

BY PACKERS — Dec. 12, 2010, at Detroit

BY OPPONENT — Oct. 16, 2011, vs. St. Louis

#### **50 Points, Game**

BY PACKERS — 55, Dec. 23, 2012, vs. Tennessee

BY OPPONENT — 51, Nov. 24, 2008, at New Orleans

#### **40 Points, Game**

BY PACKERS — 55, Dec. 23, 2012, vs. Tennessee

BY OPPONENT — 41, Jan. 1, 2012, vs. Detroit

#### **500 Yards Total Offense**

BY PACKERS — 580, Sept. 15, 2013, vs. Washington

BY OPPONENT — 575, Jan. 1, 2012, vs. Detroit

#### **Tie Game**

Green Bay 17, Denver 17, Sept. 20, 1987, at Milwaukee

# SAN FRANCISCO 34, GREEN BAY 28

# GAME 1

Attendance: 69,752. Time: 3:22. Weather: 69° F, Humidity: 67 percent. Wind: N 6 mph

**SAN FRANCISCO** — The Green Bay Packers found a way to keep Colin Kaepernick in the pocket and stop all those read-options runs that hurt them in the playoffs.

They just had no answer for his arm. Or his newest receiver.

Kaepernick threw for a career-high 412 yards and three touchdowns to outduel Aaron Rodgers, and the San Francisco 49ers held off the Packers 34-28 on Sunday in the season opener for both teams.

Rodgers threw for 333 yards and three touchdowns with one interception. Jordy Nelson caught seven passes for 130 yards, and Randall Cobb had seven for 108 yards.

The Packers lost to the 49ers for the third time in a year -- and eight months after that 45-31 defeat in a playoff game at Candlestick Park. Anquan Boldin caught 13 passes for 208 yards and a touchdown in his 49ers debut after coming over in a trade from the Super Bowl champion Baltimore Ravens in the offseason.

Tight end Vernon Davis had six catches for 98 yards and two touchdowns. And San Francisco finished with 494 yards of total offense. Frank Gore scored a go-ahead, 1-yard touchdown with 5:47 remaining as the 49ers made it three straight against Rodgers and Co., including a win at Green Bay to open last season.

Kaepernick led his team 80 yards on five plays to take the lead. The 49ers answered after Packers rookie Eddie Lacy put Green Bay ahead on a 2-yard run with 8:26 left.

The Packers tied the game at 21 in the third quarter when Rodgers connected with Jordy Nelson for an 8-yard touchdown pass. Davis made a pretty, reaching 37-yard catch on San Francisco's ensuing drive. Matthews sacked Kaepernick for a 6-yard loss and the Niners settled for a 27-yard field goal by Phil Dawson, who hooked a 48-yard attempt wide left earlier.

Rodgers rallied the Packers for a 76-yard drive that Lacy capped with a 2-yard TD run before Kaepernick and the 49ers came back one last time.

**OFFICIALS** — Referee: Bill Leavy (127); Umpire: Ruben Fowler (71); Head Linesman: John McGrath (5); Line Judge: Mark Peirman (9); Side Judge: Keith Parham (87); Field Judge: Jimmy Buchanan (68); Back Judge: Keith Ferguson (61); Replay Official: Larry Nemmers

## STARTING LINEUPS

Green Bay Packers		San Francisco 49ers	
Offense	Defense	Offense	Defense
WR 87 J.Nelson	LDE 90 B.Raji	WR 81 A.Boldin	LDT 91 R.McDonald
LT 69 D.Bakhtiari	NT 79 R.Pickett	LT 74 J.Staley	RT 94 J.Smith
LG 71 J.Siton	RDE 97 J.Jolly	LG 77 M.Lupat	OLB 55 A.Brooks
C 62 E.Dietrich-Smith	LOLB 53 M.Perry	C 59 J.Goodwin	ILB 52 P.Willis
RG 70 T.Lang	BLB 50 A.Hawk	RG 75 A.Boone	ILB 52 P.Willis
RT 67 D.Barclay	MLB 59 B.Jones	RT 76 A.Davis	OLB 99 A.Smith
TE 88 J.Finey	ROLB 52 C.Matthews	TE 85 V.Davis	COB 22 C.Rogers
WR 18 R.Cobb	LCB 38 T.Williams	WR 10 K.Williams	CB 25 T.Brown
WR 89 J.Jones	RCB 37 S.Shields	QB 7 C.Kaepernick	RB 28 M.Asomugha
QB 12 A.Rodgers	FS 43 M.Jennings	FB 49 B.Miller	SS 35 E.Reid
RB 27 E.Lacy	SS 22 J.McMillan	RB 21 F.Gore	SS 31 D.Whitner

**GREEN BAY SUBSTITUTIONS** — K 2 M.Crosby, P 8 T.Mashay, WR 11 J.Boykin, 23 J.Franklin, CB 24 J.Bush, FB 30 J.Kiun, CB 31 D.House, S 32 C.Banio, CB 33 M.Hyde, LB 44 J.Starks, LB 49 R.Francois, LB 55 A.Mulumba, LB 57 J.Lattimore, LS 61 B.Goode, G/C 64 G.Van Roten, T 74 M.Neurhouse, DE 76 M.Daniels, TE 81 A.Quarless, TE 82 R.Taylor, DE 95 D.Jones, DE 96 M.Neal, DE 98 C.Wilson. **DID NOT PLAY** — QB 9 S.Wallace. **INACTIVES** — CB 29 C.Hayward, S 42 M.Burnett, LB 51 N.Palmer, LB 58 S.Barrington, G 65 L.Taylor, TE 86 B.Bostick, DE 83 J.Boyde.

FIELD GOALS (made ( ) & missed)		48W/L (27) (33)	
Visitor	Home	Visitor	Home
P. Dawson			
1/7	2/7	3/7	4/13
OT			
0/28	0/34		

Qtr	Time	Play Description (Extra Point) (Drive Info)	Visitor	Home
1	2:52	V.Davis 20 yd. pass from C.Kaepernick (P.Dawson kick) (13-83, 6:59)	0	7
1	1:05	R.Cobb 5 yd. pass from A.Rodgers (M.Crosby kick) (6-80, 1:47)	7	7
2	8:57	A.Boldin 10 yd. pass from C.Kaepernick (P.Dawson kick) (3-14, 2:18)	7	14
2	0:16	J.Finley 12 yd. pass from A.Rodgers (M.Crosby kick) (8-62, 1:16)	14	14
3	9:46	V.Davis 2 yd. pass from C.Kaepernick (P.Dawson kick) (9-80, 5:14)	14	21
3	3:49	J.Nelson 8 yd. pass from A.Rodgers (M.Crosby kick) (7-69, 2:46)	21	21
4	14:17	P.Dawson 27 yd. Field Goal (10-71, 4:32)	21	24
4	8:26	E.Lacy 2 yd. run (M.Crosby kick) (8-76, 2:30)	28	24
4	5:47	F.Gore 1 yd. run (M.Crosby kick) (5-80, 2:39)	28	31
4	0:26	P.Dawson 33 yd. Field Goal (11-50, 4:26)	28	34

## GREEN BAY DEFENSIVE STATISTICS (official)

UT	A	TFL	TT	Sck	QBH	FF	FR	Int	PD
B.Jones	10	4	0	14	0	0	0	0	0
S.Shields	10	1	0	11	0	0	0	0	0
C.Matthews	8	2	3	10	1-6	4	0	0	0
A.Hawk	5	4	1	9	0-0	0	0	0	0
M.Jennings	8	0	1	7	0-0	0	0	0	0
J.McMillan	6	1	0	7	0-0	0	0	0	0
M.Neal	2	5	0	7	0-0	1	0	0	0
R.Pickett	2	3	0	5	0-0	0	0	0	0
M.Perry	3	1	0	4	0-0	0	0	0	0
<b>Totals</b>	<b>64</b>	<b>29</b>	<b>5</b>	<b>93</b>	<b>2-8</b>	<b>5</b>	<b>0</b>	<b>0</b>	<b>0</b>

**RUSHING**

Player	Att	Yds	AVG	LG	TD
E.Lacy	14	41	2.9	7	1
A.Rodgers	2	13	6.5	7	0
R.Cobb	2	6	3.0	3	0
J.Kuhn	1	3	3.0	3	0
Total	19	63	3.3	7	1

**PASSING**

Player	Att	Cmp	Yds	SK/YD	TD	LG	IN	RT
A.Rodgers	37	21	333	2/11	3	38	1	102.6
Total	37	21	333	2/11	3	38	1	102.6

**PASS RECEIVING**

Player	No	Yds	AVG	LG	TD
J.Nelson	7	130	18.6	37	1
R.Cobb	7	108	15.4	38	1
J.Finley	5	56	11.2	13	1
E.Lacy	1	31	31.0	31	0
J.Starks	1	8	8.0	8	0
Total	21	333	15.9	38	3

**INTERCEPTIONS**

Player	No	Yds	AVG	LG	TD
Total	0	0	0.0	0	0

**PUNTING**

Player	No	Yds	AVG	NET	TB	IN20	LG
T.Mashay	6	277	46.2	44.8	0	1	51
Total	6	277	46.2	44.8	0	1	51

**PUNT RETURNS**

Player	No	Yds	AVG	FC	LG	TD
R.Cobb	1	16	16.0	1	16	0
J.Ross	1	9	9.0	1	9	0
(f'back)	1	0	0.0	0	0	0
Returns	2	25	12.5	2	16	0

**KICK RETURNS**

Player	No	Yds	AVG	FC	LG	TD
J.Ross	3	40	13.3	0	17	0
(f'back)	4	0	0.0	0	0	0
Returns	3	40	13.3	0	17	0

**FUMBLES**

Player	Fum	Lost	Rec	Yds	TD	Opp	Out
E.Lacy	1	1	0	0	0	0	0
Total	1	1	0	0	0	0	0

**RUSHING**

Player	Att	Yds	AVG	LG	TD
F.Gore	21	44	2.1	8	1
K.Hunter	6	24	4.0	23	0
C.Kaepernick	7	22	3.1	15	0
Total	34	90	2.6	23	1

**PASSING**

Player	Att	Cmp	Yds	SK/YD	TD	LG	IN	RT
C.Kaepernick	39	27	412	2/8	3	43	1	129.4
Total	39	27	412	2/8	3	43	1	129.4

**PASS RECEIVING**

Player	No	Yds	AVG	LG	TD
A.Boldin	13	208	16.0	43	3
V.Davis	6	98	16.3	37	2
K.Williams	3	36	12.0	16	0
B.Miller	2	24	12.0	17	0
F.Gore	2	21	10.5	13	0
V.McDonald	1	25	25.0	25	0
Total	27	412	15.3	43	3

**INTERCEPTIONS**

Player	No	Yds	AVG	LG	TD
E.Reid	1	0	0.0	0	0
Total	1	0	0.0	0	0

**PUNTING**

Player	No	Yds	AVG	NET	TB	IN20	LG
A.Lee	5	236	47.2	38.2	1	1	56
Total	5	236	47.2	38.2	1	1	56

**PUNT RETURNS**

Player	No	Yds	AVG	FC	LG	TD
K.Williams	2	8	4.0	3	7	0
(out of bounds)	1	0	0.0	0	0	0
Returns	2	8	4.0	3	7	0

**KICK RETURNS**

Player	No	Yds	AVG	FC	LG	TD
P.Cox	1	30	30.0	0	30	0
A.Dixon	1	30	30.0	0	30	0
(f'back)	3	0	0.0	0	0	0
Returns	3	60	30.0	0	30	0

**FUMBLES**

Player	Fum	Lost	Rec	Yds	TD	Opp	Out
M.Rovman	0	0	0	0	0	1	0
T.Brown	0	0	0	0	0	1	0
Total	0	0	0	0	0	1	0

Player	FGs - PATs	Blocked	Net Punting	Return Yards	Not inc. kickoffs	Yds	Home
Total	4-4	0-0	44.8	44.8	38.2	0-0	0-0
No. and Yards Punt Returns	2-25				2-8		
No. and Yards Kickoff Returns	3-40				2-60		
No. and Yards Interception Returns	0-0				1-0		
PENALTIES Number and Yards	5-44				11-85		
FUMBLES Number and Lost	1-1				0-0		
TOUCHDOWNS	4				1		
Rushing	1				1		
Passing	3				3		
EXTRA POINTS Made-Attempts	4-4				4-4		
Kicking Made-Attempts	4-4				4-4		
FIELD GOALS Made-Attempts	0-0				2-3		
RED-ZONE EFFICIENCY	4-4-100%				3-5-60%		
GOAL-TO-GO EFFICIENCY	3-3-100%				2-3-67%		
SAFETIES	0				0		
FINAL SCORE	28				34		
TIME OF POSSESSION	21:25				38:35		







CINCINNATI — Green Bay went out and let one get away on Sunday. Terence Newman returned a fumble 58 yards for a touchdown with 3 minutes, 47 seconds left, rallying the Cincinnati Bengals to a 34-30 victory.

Each team gave it away four times. Each team returned a fumble for a touchdown — M.D. Jennings ran one back for Green Bay. The Bengals blew a 14-point lead, and the Packers let a 16-point lead get away in the second half. Green Bay scored 30 consecutive points and lost.

The second-half comeback completed an exhilarating week at Paul Brown Stadium for the Bengals, who beat AFC North rival Pittsburgh 20-10 on Monday night with an impressive defensive game.

The defense made the difference again against Aaron Rodgers and Green Bay's high-powered but injury-depleted offense. Rodgers was 26 of 43 for 244 yards, but was sacked four times and threw two interceptions.

Green Bay lost tight end Jeremiahae Finley to a concussion and ran out of running backs. Eddie Lacy was inactive with a concussion, James Starks hurt a knee in the first half, and rookie Johnathan Franklin ran for 103 yards and a touchdown before limping off at the start of the final series.

The Bengals were missing cornerback Dre Kirkpatrick, sidelined with a hamstring injury, but got plenty of pressure on Rodgers and made the deciding turnover.

Trying to put the game away, Green Bay went for it on fourth-and-1 at the Cincinnati 30-yard line. Franklin was stripped of the ball, Reggie Nelson picked it up and started to run, but fumbled and Newman scooped it up and went the rest of the way.

Cincinnati scored two touchdowns within a 12-second span in the first quarter, aided by a fumble on a kickoff, but wound up having to play catch-up as its offense bogged down.

Andy Dalton was 20 of 28 for 235 yards with two touchdowns, an interception and a fumble.

**OFFICIALS** — Referee: Clete Blakeman (34); Umpire: Garth DeFeice (53); Head Linesman: Tony Veteri (36); Line Judge: Ron Marinucci (107); Side Judge: Greg Meyer (78); Field Judge: David Meslow (118); Back Judge: Terrence Miles (111); Replay Official: Dick Creed

**STARTING LINEUPS**

Green Bay Packers		Cincinnati Bengals	
Offense	Defense	Offense	Defense
WR 87 J.Nelson	NT 79 R.Pickett	WR 12 M.Sanu	LDE 96 C.Dunlap
LT 69 D.Bakhtiari	LDE 90 B.Raji	LT 77 A.Whitworth	DT 94 D.Peko
LG 71 J.Siton	LB 53 M.Perry	LG 65 C.Boling	DT 97 G.Akins
C 62 E.Dietrich-Smith	BLB 50 A.Hawk	C 64 K.Cook	RDE 93 M.Johnson
RG 70 T.Lang	MLB 59 B.Jones	RT 68 K.Zeller	DB 24 A.Jones
RT 67 D.Barclay	ROLB 52 C.Matthews	RT 71 An.Smith	LB 58 R.Mauluga
TE 88 J.Finley	LCB 38 T.Williams	TE 84 J.Gresham	LB 55 V.Burfit
WR 18 R.Cobb	RCB 37 S.Shields	WR 18 A.Green	LCB 23 T.Newman
WR 89 J.Jones	CB 33 M.Hyde	QB 14 A.Dalton	RCB 29 L.Hall
QB 12 A.Rodgers	SS 32 C.Banio	RB 42 B.Green-Ellis	SS 43 G.Iloka
RB 44 J.Starks	FS 43 M.Jennings	TE 85 T.Eifert	FS 20 R.Nelson

**GREEN BAY SUBSTITUTIONS** — K 2 M.Crosby, P 8 T.Masthay, WR 11 J.Ross, WR 10 J.Franklin, RB 23 J.Franklin, CB 31 D.House, LB 49 R.Francois, LB 51 M.Palmer, LB 55 A.Mulumba, LB 57 J.Lattimore, LB 58 S.Barrington, LS 61 B.Goode, G/C 64 G.Van Roten, T 74 M.Newhouse, DE 76 M.Daniels, TE 81 A.Quarless, TE 82 R.Taylor, TE 86 B.Bostick, DE 95 D.Jones, DE 96 M.Neal, DT 97 J.Jolly, DE 98 C.Wilson.

**DID NOT PLAY** — 08 9 S.Wallace. **INACTIVES** — CB 24 J.Bush, RB 27 E.Lacy, CB 29 C.Hayward, FB J.Kuhn, S 42 M.Burnett, G 65 L.Taylor, DE 93 J.Boyd.

**FIELD GOALS (made / & missed)**  
 (41) (19) (26) M.Nugent 52/WL

Qtr	Time	Play Description (Extra Point) (Drive Info)	Int	PD
1	9:20	G.Bernard 3 yd. run (M.Nugent kick) (10-80, 5:40)	0	0
1	9:08	B.Green-Ellis 2 yd. run (M.Nugent kick) (1-2, 0:12)	0	0
2	14:57	M.Crosby 41 yd. Field Goal (4-3, 0:46)	3	14
2	11:22	M.Jennings 24 yd. fumble return (M.Crosby kick)	10	14
2	6:32	M.Crosby 19 yd. Field Goal (7-20, 3:11)	13	14
2	0:00	M.Crosby 26 yd. Field Goal (12-70, 5:35)	16	14
3	11:40	J.Franklin 2 yd. run (M.Crosby kick) (9-80, 3:20)	23	14
3	5:30	A.Green 7 yd. pass from A.Rodgers (M.Crosby kick) (5-92, 1:48)	30	14
3	3:50	A.Green 20 yd. pass from A.Dalton (M.Nugent kick) (4-65, 1:40)	30	21
4	10:55	M.Jones 11 yd. pass from A.Dalton (kick blocked) (7-95, 2:46)	30	27
4	3:47	T.Newman 58 yd. fumble recovery (M.Nugent kick)	30	34

UT	A	TEL	TI	Sk	QB	FF	ER	Int	PD
11	2	1	13	0-0	1	1	0-0	0	0
10	3	1	13	0-0	1	1	0-0	0	0
4	1	5	1-4	1	0	1	0-0	0	0
2	3	0	5	0-0	1	0	0-0	0	0
3	1	0	4	0-0	0	0	0-0	0	0
3	1	0	4	0-0	0	0	0-0	0	0
3	0	1	3	1-8	1	0	0-0	1	1
2	1	0	3	0-0	0	0	0-0	0	0
1	2	0	3	0-0	0	0	0-0	0	0
0	3	0	3	0-0	0	0	0-0	0	0
<b>Totals</b>	<b>45</b>	<b>25</b>	<b>7</b>	<b>70</b>	<b>4-20</b>	<b>8</b>	<b>3</b>	<b>3</b>	<b>1-1</b>

UT	A	TEL	TI	Sk	QB	FF	ER	Int	PD
11	2	0	1	2-3	1	0	0-0	0	0
10	3	0	2	0-0	0	0	0-0	0	0
4	1	5	1-4	1	0	1	0-0	0	0
2	3	0	2	1-5	2	2	0-0	0	0
3	1	0	2	0-0	0	0	0-0	0	0
3	1	0	4	0-0	0	0	0-0	0	0
3	1	0	4	0-0	0	0	0-0	0	0
3	0	1	3	1-8	1	0	0-0	1	1
2	1	0	3	0-0	0	0	0-0	0	0
1	2	0	3	0-0	0	0	0-0	0	0
0	3	0	3	0-0	0	0	0-0	0	0
<b>Totals</b>	<b>45</b>	<b>25</b>	<b>7</b>	<b>70</b>	<b>4-20</b>	<b>8</b>	<b>3</b>	<b>3</b>	<b>1-1</b>

**GREEN BAY DEFENSIVE STATISTICS (official)**

Team	UT	A	TEL	TI	Sk	QB	FF	ER	Int	PD
B.Jones	11	2	1	13	0-0	1	1	0-0	0	0
A.Hawk	10	3	1	13	0-0	1	1	0-0	0	0
M.Jennings	4	1	5	1-4	1	0	1	0-0	0	0
M.Perry	2	3	0	5	0-0	1	0	0-0	0	0
M.Hyde	3	1	0	4	0-0	0	0	0-0	0	0
S.Shields	3	1	0	4	0-0	0	0	0-0	0	0
T.Williams	3	0	1	3	1-8	1	0	0-0	1	1
C.Banio	2	1	0	3	0-0	0	0	0-0	0	0
R.Pickett	1	2	0	3	0-0	0	0	0-0	0	0
B.Raji	0	3	0	3	0-0	0	0	0-0	0	0

Green Bay Packers																
RUSHING	ATT	YDS	AVG	LG	TD	Cincinnati Bengals										
J.Franklin	13	103	7.9	51	1	RUSHING	ATT	YDS	AVG	LG	TD					
J.Starks	14	55	3.9	13	0	B.Bernard	10	50	5.0	17	1					
A.Rodgers	3	24	8.0	18	0	B.Green-Ellis	10	29	2.9	10	1					
Total	30	182	6.1	51	1	A.Dalton	4	3	0.8	4	0					
<b>PASSING</b>						<b>PASSING</b>										
A.Rodgers	43	26	244	4/27	1	30	2	64.5	ATT	CMP	YDS	SK/YD	TD	LG	IN	RT
Total	43	26	244	4/27	1	30	2	64.5	28	20	235	4/20	2	32	1	105.5
<b>PASS RECEIVING</b>						<b>PASS RECEIVING</b>										
J.Nelson	8	93	11.6	30	0	M.Sanu	4	68	17.0	32	0					
R.Cobb	5	54	10.8	26	0	G.Bernard	4	49	12.3	31	0					
J.Jones	4	34	8.5	13	1	A.Green	4	26	6.5	20	1					
J.Franklin	3	23	7.7	10	0	J.Gresham	4	47	11.5	21	0					
A.Quarless	3	21	7.0	10	0	M.Jones	3	38	12.7	22	1					
R.Taylor	2	11	5.5	8	0	T.Eifert	1	7	7.0	7	0					
J.Ross	1	8	8.0	8	0	Total	20	235	11.8	32	2					
Total	26	244	9.4	30	1	<b>INTERCEPTIONS</b>										
<b>INTERCEPTIONS</b>						<b>INTERCEPTIONS</b>										
S.Shields	1	1	1.0	1	0	NO	YDS	AVG	LG	TD						
Total	1	1	1.0	1	0	1	9	9.0	9	0						
<b>PUNTING</b>						<b>PUNTING</b>										
T.Masthay	3	130	43.3	43.3	0	3	131	43.7	43.7	0	1					
Total	3	130	43.3	43.3	0	3	131	43.7	43.7	0	1					
<b>PUNT RETURNS</b>						<b>PUNT RETURNS</b>										
J.Ross	0	0	0.0	0	0	NO	YDS	AVG	FC	LG	TD					
R.Cobb	0	0	0.0	1	0	0	0	0.0	1	0	0					
(out of bounds)	1	0	0.0	0	0	(downed)	1	0	0.0	0	0					
Returns	0	0	0.0	0	0	(out of bounds)	1	0	0.0	0	0					
<b>KICK RETURNS</b>						<b>KICK RETURNS</b>										
J.Ross	2	21	10.5	0	21	NO	YDS	AVG	FC	LG	TD					
(out of bounds)	1	0	0.0	0	0	0	4	111	27.8	0	0					
(back)	3	0	0.0	0	0	2	0	0.0	0	0	0					
Returns	2	21	10.5	0	21	0	4	111	27.8	0	0					
<b>FUMBLES</b>						<b>FUMBLES</b>										
J.Franklin	1	1	0	0	0	FumLost	Rec	Yds	TD	FF	Rec	Yds	TDBds			
J.Ross	1	1	0	0	0	0	0	0	0	0	0	0	0			
C.Matthews	0	0	0	0	0	0	0	0	0	0	0	0	0			
B.Jones	0	0	0	0	0	0	0	0	0	0	0	0	0			
R.Francois	0	0	0	0	0	0	0	0	0	0	0	0	0			
A.Hawk	0	0	0	0	0	0	0	0	0	0	0	0	0			
R.Cobb	0	0	0	0	0	0	0	0	0	0	0	0	0			
A.Hawk	0	0	0	0	0	0	0	0	0	0	0	0	0			
M.Jennings	0	0	0	0	0	0	0	0	0	0	0	0	0			
Total	2	2	0	0	0	5	3	27	1	0	0	0	0			

Cincinnati Bengals																
RUSHING	ATT	YDS	AVG	LG	TD	Green Bay Packers										
B.Bernard	10	50	5.0	17	1	RUSHING	ATT <td>YDS <td>AVG <td>LG <td>TD</td> </td></td></td>	YDS <td>AVG <td>LG <td>TD</td> </td></td>	AVG <td>LG <td>TD</td> </td>	LG <td>TD</td>	TD					
B.Green-Ellis	10	29	2.9	10	1	J.Franklin	13	103	7.9	51	1					
A.Dalton	4	3	0.8	4	0	J.Starks	14	55	3.9	13	0					
Total	24	82	3.4	17	2	A.Rodgers	3	24	8.0	18	0					
<b>PASSING</b>						<b>PASSING</b>										
A.Dalton	28	20	235	4/20	2	30	2	64.5	ATT <td>CMP <td>YDS <td>SK/YD <td>TD <td>LG <td>IN <td>RT</td> </td></td></td></td></td></td>	CMP <td>YDS <td>SK/YD <td>TD <td>LG <td>IN <td>RT</td> </td></td></td></td></td>	YDS <td>SK/YD <td>TD <td>LG <td>IN <td>RT</td> </td></td></td></td>	SK/YD <td>TD <td>LG <td>IN <td>RT</td> </td></td></td>	TD <td>LG <td>IN <td>RT</td> </td></td>	LG <td>IN <td>RT</td> </td>	IN <td>RT</td>	RT
Total	28	20	235	4/20	2	30	2	64.5	28	20	235	4/20	2	32	1	105.5
<b>PASS RECEIVING</b>						<b>PASS RECEIVING</b>										
M.Sanu	4	68	17.0	32	0	NO	YDS	AVG	LG	TD						
G.Bernard	4	49	12.3	31	0	1	9	9.0	9	0						
A.Green	4	26	6.5	20	1	0	0	0.0	0	0						
J.Gresham	4	47	11.5	21	0	0	0	0.0	0	0						
M.Jones	3	38	12.7	22	1	0	0	0.0	0	0						
T.Eifert	1	7	7.0	7	0	0	0	0.0	0	0						
Total	20	235	11.8	32	2	<b>INTERCEPTIONS</b>										
<b>INTERCEPTIONS</b>						<b>INTERCEPTIONS</b>										
T.Newman	1	9	9.0	9	0	NO	YDS	AVG	LG	TD						
L.Hall	1	0	0.0	0	0	1	9	9.0	9	0						
Total	2	9	4.5	9												



# 2013 BIOGRAPHIES

THROUGH WEEK 3

## 69 David Bakhtiari, T, Rookie, Colorado

- Drafted by the Packers with the first of three fourth-round selections (No. 129 overall) in 2013, he took over at left tackle with the No. 1 offense following a season-ending knee injury to veteran Bryan Bulaga in the team's Family Night scrimmage (Aug. 3).

- Earned second-team All-Pacific-12 honors from the conference's coaches each of his last two seasons (sophomore and junior seasons) at Colorado.

► **at San Francisco 49ers (9/8):** Became the first rookie to start at LT in a season opener for the Packers since Ken Ruettggers in 1985 and was matched regularly against Pro Bowlers LB Aldon Smith and DE Justin Smith for most of the game...Helped protect for an offense that produced four TD drives and 385 yards of offense behind a blocking unit that allowed just two sacks on the afternoon

► **vs. Washington Redskins (9/15):** Started at LT for an offensive line that helped produce the second-highest total-yardage output (580) in franchise history...Helped neutralize the pass-rush tandem of LBs Ryan Kerrigan and Brian Orakpo, allowing time for QB Aaron Rodgers to complete 34 of 42 attempts for 480 yards and four TDs with no INTs...Also helped to clear running lanes for RB James Starks to gain 132 yards on 20 carries (6.6 avg.), adding a TD of his own...The performance made Rodgers and Starks the first pair of teammates in NFL history to each to surpass the 450-yard passing and 125-yard rushing benchmarks in the same game...Pushed Orakpo past the play on Starks' 32-yard TD run in the third quarter, the longest scoring run by a Packer since Ryan Grant's 47-yarder vs. Oakland on Dec. 11, 2011.

► **at Cincinnati Bengals (9/22):** Part of a blocking unit that helped produce six scoring drives (three TDs, three FGs) and contributed to another successful day running the ball as the Packers gained 182 yards on 30 carries (6.1 avg.), the highest single-game total for the club since Oct. 25, 2009...Helped rookie RB Johnathan Franklin gain 103 yards on 13 carries (7.9 avg.), the first time the Packers produced back-to-back 100-yard rushers in consecutive games since Weeks 16-17 of the 2007 season...Made a good block to the outside on LB James Harrison on Franklin's 51-yard burst off the left side in the third quarter, the longest run by a Green Bay rookie since Samkon Gado's 64-yard TD vs. Detroit on Dec. 11, 2005.

## 32 Chris Banjo, S, Rookie, Southern Methodist

- One of three non-drafted rookie free agents to make the opening-day roster out of training camp in 2013, joining G Lane Taylor and LB Andy Mulumba.

- A late addition to the roster, he signed on July 29 after spending the 2013 offseason with the Jacksonville Jaguars prior to being waived on July 25.

- Made the club on the strength of a solid preseason that saw him finish fifth on the team with 10 tackles (nine solo) and a sack in the four games.

► **at San Francisco 49ers (9/8):** Made his NFL debut, appearing on special teams and also seeing three plays on defense.

► **vs. Washington Redskins (9/15):** Saw extended action on defense in a rotation with M.D. Jennings and Jerron McMillian, appearing on 27 plays and making two solo tackles...Also played on special teams, but did not record any statistics.

► **at Cincinnati Bengals (9/22):** With regular starter Morgan Burnett still sidelined by a hamstring injury, was elevated into the starting lineup, opening the game at SS with M.D. Jennings shifting to Burnett's FS post...Saw action on 54 defensive plays and finished with three tackles (two solo).

## 67 Don Barclay, T/G, 2nd Year, West Virginia

- Appeared in all 16 contests in 2012, the only Green Bay rookie on the offensive side of the ball to do so last season.

- Started the final four regular-season games and both playoff contests at right tackle and in his six starts (including postseason), was part of an offense that averaged 32.0 points and 370.3 yards per game and committed only six turnovers over that span.

► **at San Francisco 49ers (9/8):** Started at RT and contributed to a protection unit that yielded just two sacks (none charged to him) and amassed 385 yards of offense and four TD drives in a hostile road environment...

Matched mostly against LB Ahmad Brooks, who he limited to just one tackle and kept out of the sack column.

► **vs. Washington Redskins (9/15):** Started at RT for a unit that protected for one of the most prolific offensive performances in franchise history...The offense amassed 580 total yards on 70 plays (8.3 avg.), the second-highest single-game yardage total in team annals...Helped provide time for Rodgers to complete 34 of 42 passes for a career-high and franchise-record-tying 480 yards and four TDs with no INTs as he became just the second QB in NFL history to have 480-plus yards, four-plus TDs and no INTs in a game...Also helped clear lanes for RB James Starks to rush for 132 yards on 20 carries (6.6 avg.), making him and Rodgers the first pair of teammates in NFL history to surpass the 450-yard passing and 125-yard rushing plateaus in the same game.

► **at Cincinnati Bengals (9/22):** Started at RT for what was a challenging day up front against a deep and talented Bengals defensive line...Helped block for what was once again a productive running game as the offense netted 182 yards on 30 rushing attempts (6.1 avg.) and produced a 100-yard rusher for the second consecutive week (RB Johnathan Franklin, 103 yards).

## 58 Sam Barrington, LB, Rookie, South Florida

- Rookie inside LB who appeared in all four preseason contests, placing second on the defense with 12 tackles (10 solo), in addition to a sack and a pass defended.

- Drafted by the Packers with their own seventh-round choice (No. 232 overall), the last of three selections by the team in the final round of the 2013 NFL Draft.

- Played in 49 games with 36 starts during his four years at South Florida (2009-12) and registered 258 tackles (151 solo), 21½ tackles for a loss, 6½ sacks, five forced fumbles, one fumble recovery, one interception and nine passes defended.

► **at San Francisco 49ers (9/8):** Inactive.

► **vs. Washington Redskins (9/15):** Made his NFL debut, appearing on special teams and collecting a tackle on the kickoff coverage unit.

► **at Cincinnati Bengals (9/22):** Played on special teams, but did not record any statistics.

## 86 Brandon Bostick, TE, 1st Year, Newberry College

- Athletic TE with intriguing upside who made the opening-day roster after spending the 2012 season as a member of the Packers' practice squad.

- A converted WR who finished his collegiate career near the top of the school's record books in every major receiving category, posting 136 catches for 1,935 yards (14.2 avg.) and 19 TDs.

► **at San Francisco 49ers (9/8):** Inactive.

► **vs. Washington Redskins (9/15):** Made his NFL debut in the game on special teams and also briefly on offense, but did not record any statistics.

► **at Cincinnati Bengals (9/22):** Played on special teams.

## 93 Josh Boyd, DE, Rookie, Mississippi State

- Drafted by the Packers with the second of two fifth-round selections (No. 167 overall), the lone compensatory choice awarded to the team in 2013.

- Played in 51 games with 41 starts during his four seasons at Mississippi State (2009-12) and posted 125 tackles (45 solo), including 18 tackles for a loss, 8½ sacks and a fumble recovery.

► **at San Francisco 49ers (9/8):** Inactive.

► **vs. Washington Redskins (9/15):** Inactive.

► **at Cincinnati Bengals (9/22):** Inactive.

## 11 Jarrett Boykin, WR, 2nd Year, Virginia Tech

- Appeared in 10 contests as a rookie in 2012, catching five passes for 27 yards (5.4 avg.) and recording five tackles on special teams.

- Initially signed following his participation as a tryout player at the club's rookie orientation camp. Was one of four rookie free agents to make Green Bay's opening-day roster in 2012, joining T/G Don Barclay as the only non-drafted rookies on the offensive side of the ball to make the team.

► **at San Francisco 49ers (9/8):** Played on special teams, but did not record any statistics.

► **vs. Washington Redskins (9/15):** Tallied his first coverage tackle of the season, being credited with a solo stop as a member of the kickoff team.

► **at Cincinnati Bengals (9/22):** Played on special teams and also briefly on offense, but did not record any statistics.

## 42 Morgan Burnett, S, 4th Year, Georgia Tech

• One of the veteran leaders of a young secondary, he opened each of the team's 16 games (plus both playoff contests) for the second consecutive season in 2012.

• Finished second on the defense with his career-high 137 tackles (97 solo), a career-best two sacks, 13 passes defensed, two forced fumbles and a fumble recovery.

• Participated in all 1,088 plays for the Packers' defense in 2012, and, according to NFL participation statistics, was one of only four non-offensive linemen in the NFL to appear on 100 percent of his team's snaps.

► **at San Francisco 49ers (9/8):** Aggravated a hamstring injury during the practice week and was rendered inactive for the season opener, snapping a streak of 35 consecutive starts (including playoffs).

► **vs. Washington Redskins (9/15):** Inactive.

► **at Cincinnati Bengals (9/22):** Inactive.

## 24 Jarrett Bush, CB, 8th Year, Utah State

• Former non-drafted free agent and waiver-wire pickup who played in all 16 games for five straight seasons from 2008-12, continuing his role as a reserve DB and key contributor on special teams.

• Led the team in coverage tackles during the regular season in 2012, matching his career high of 17 set in 2008. Marked his seventh straight season with a double-digit tackle total on special teams, becoming the first Packer to accomplish the feat since the statistic began being recorded in 1976.

• Saw his games-played streak of 92 consecutive games come to an end in Week 2 of 2013 as he was forced to miss the game due to a hamstring injury.

• His 79 special teams tackles over the past five-plus seasons rank first on the team over that span.

► **at San Francisco 49ers (9/8):** Appeared both in his usual role on special teams and on defense, where he participated on 20 plays in the absence of regulars Morgan Burnett and Casey Hayward, who were sidelined with hamstring injuries...Finished with one solo tackle on defense.

► **vs. Washington Redskins (9/15):** Suffered a hamstring injury during the week of practice and was rendered inactive on gameday...Marked the first game he'd missed since Week 16 of 2007, snapping a streak of 92 consecutive games played (including playoffs).

► **at Cincinnati Bengals (9/22):** Missed the practice week as he continued to rehabilitate the hamstring injury and was again inactive for the game.

## 18 Randall Cobb, WR, 3rd Year, Kentucky

• Set a franchise single-season record with a league-high 2,342 combined net yards in 2012, topping the previous team mark of 2,250 yards by RB Ahman Green in 2003.

• Led the team in receptions (80) and receiving yards (954) in 2012 despite missing the season finale due to injury.

• With 954 receiving yards and 964 kickoff return yards in 2012, he became the first player in NFL history to post 900-plus yards in each category in the same season.

• Was named a first alternate for the Pro Bowl at kick returner in 2012. Averaged 25.4 yards on 38 kickoff returns and 9.4 yards on 31 punt returns.

► **at San Francisco 49ers (9/8):** Despite missing almost the entire preseason with an injury, started the regular season strong by tying for the team high with seven receptions for 108 yards (15.4 avg.) and a TD...Marked what was then the second-highest yardage total and fourth 100-yard receiving outing of his career...Scored the team's first points of the season late in the first quarter when he caught a quick out against CB Carlos Rogers inside the 5-yard line and dove to extend himself across the goal line to tie

the game at 7-7...Also carried twice out of the backfield for 6 yards (3.0 avg.) and contributed on special teams where his lone punt return went for 16 yards.

► **vs. Washington Redskins (9/15):** Had another outstanding outing, posting a new career high with 128 receiving yards on a career-high-tying nine catches and a TD...Scored his second TD in as many weeks on a 35-yard play late in the first quarter that started with the Packers facing fourth-and-3 from the Washington 35-yard line...Beat LB Perry Riley Jr. over the middle and then raced upfield past the remaining defenders to extend the Packers' lead to 10-0 (following PAT)...Helped contribute to the team's franchise-record 295 yards after the catch, the most ever in the NFL since STATS LLC began recording the statistic in 1993...Also marked the fourth time he has eclipsed the century mark in his last five regular-season games.

► **at Cincinnati Bengals (9/22):** Posted five catches for 54 yards (10.8 avg.)...Also had a hand in the game's deciding play in the fourth quarter...Following a fumble by RB Johnathan Franklin on a fourth-and-1 from the Cincinnati 30-yard line, tackled S Reggie Nelson from behind, dislodging the ball, but the fumble was recovered by CB Terence Newman, who returned it 58 yards for a TD to put Cincinnati ahead, 34-30 (following PAT).

## 2 Mason Crosby, K, 7th Year, Colorado

• Set an NFL record for the most points scored by a player in his first six seasons (2007-12) with 762, besting the previous mark held by Indianapolis K Mike Vanderjagt (755, 1998-2003).

• Ranks No. 4 in franchise history with 786 career points (318 extra points, 156 field goals). His 156 field goals rank No. 3 in team annals behind only Ryan Longwell (226) and Chris Jacke (173).

• Has posted six 100-point seasons. No. 2 in franchise history behind only Longwell's eight seasons (1997-2004).

• Has not missed a game in his career, playing in 109 straight contests (including postseason), the longest current streak on the team.

### Streaks & Milestones

• Has 14 FGs of 50 yards or more in his career, and 22 games with three or more FGs.

• Reached 700 points after 89 career games, the second-fastest player to hit the 700-mark in club history behind only RB Paul Hornung (87 contests).

• In his career, is 156 of 202 (77.2) on FGs, and 318 of 320 on PATs (99.4).

► **at San Francisco 49ers (9/8):** Converted all four of his PAT tries, but did not attempt a FG during the game.

► **vs. Washington Redskins (9/15):** Opened the game's scoring by converting his first FG attempt of the season, a 28-yard try that capped the offense's opening drive of the contest...Also converted all five of his PAT attempts.

► **at Cincinnati Bengals (9/22):** Tallied the 22nd game of his career with three-or-more FG conversions, making kicks from 19, 26 and 41 yards during the game...Also succeeded on each of his three PATs.

## 76 Mike Daniels, DE, 2nd Year, Iowa

• Appeared in 14 regular-season games and both playoff contests as a rookie in 2012, playing mostly in the defensive sub-packages as an interior pass rusher and also at times on special teams. Finished with 19 tackles (11 solo), two sacks, a team-leading two fumble recoveries and a pass defensed.

• Both of his fumble recoveries came in games against Detroit, the second of which he returned for a 43-yard TD in Week 14, the longest fumble return for a score by a rookie in franchise history.

► **at San Francisco 49ers (9/8):** Played on both special teams and defense...Appeared on 21 defensive plays, notching an assisted tackle.

► **vs. Washington Redskins (9/15):** Had an impactful performance, appearing on 30 plays and posting three tackles (two solo) and two QB hits...Also shared a tackle for loss with LB Clay Matthews on a run by RB Alfred Morris where the defenders dropped him for a 1-yard loss.

► **at Cincinnati Bengals (9/22):** Part of the defensive-line rotation once again, he performed well in 22 snaps of action, finishing with two tackles (both solo) and his first sack of the season...Sack came on a third down in the



third quarter when he hustled to fight off LG Clint Boling to drop QB Andy Dalton for a 3-yard loss...Loss on the play forced a 52-yard FG attempt for Cincinnati on fourth down that was unsuccessful.

## **62 Evan Dietrich-Smith, C/G, 4th Year, Idaho State**

- Appeared in all 32 games between 2011-12, joining T Marshall Newhouse as the only offensive linemen on the team to do so over that span.

- Took over as the starting center for the final two regular-season games and both postseason contests in 2012. Also opened four games at LG earlier in the season with the line shuffling due to T Bryan Bulaga's season-ending injury.

► **at San Francisco 49ers (9/8):** Opened the season as a starter for the first time in his career, contributing on all 62 offensive plays at C...Centered an offense that produced 385 total yards and four TD drives and did not have an errant snap during the game.

► **vs. Washington Redskins (9/15):** Part of an offensive line that protected for one of the most prolific offensive outputs in franchise history...The unit amassed 580 yards on 70 plays (8.3 avg.) and allowed QB Aaron Rodgers time to complete 34 of 42 attempts for a career-high and franchise-record-tying 480 yards and four TDs with no INTs...Also cleared holes for RB James Starks for rush for 132 yards and a TD on 20 carries (6.6 avg.), making him and Rodgers the first pair of teammates in franchise history to surpass the 400-yards passing and 100-yards rushing milestones in the same game...The tandem also became the first players in NFL history to eclipse the 450-yard passing and 125-yard rushing marks on a day that saw the Packers post the second-highest single-game yardage output in franchise annals...Had a number of good blocks during the game, highlighted by his combination block with G T.J. Lang on Redskins NT Barry Cofield, helping to seal the backside on Starks' 32-yard TD run in the third quarter.

► **at Cincinnati Bengals (9/22):** Helped key a running game that churned out 182 yards on 30 attempts (6.1 avg.), the highest regular-season total by the Packers since Oct. 25, 2009...Blocked for both Starks and rookie RB Johnathan Franklin, who made a rousing debut on offense by carrying 13 times for 103 yards (7.9 avg.) and a TD in the second half...Franklin's total marked the highest rushing-yardage total by a rookie in a game where he received his first rushing attempt in franchise history...Franklin's outing, combined with Starks the week prior, gave the Packers their first back-to-back 100-yard rushing games since Weeks 16-17 of the 2007 season...Flattened DT Devon Still on Franklin's game-long 51-yard carry in the third quarter, the longest run by a Packers rookie since RB Samkon Gado's 64-yard TD vs. Detroit on Dec. 11, 2005.

## **88 Jermichael Finley, TE, 6th Year, Texas**

- Ranks No. 2 in franchise history for the most career receiving yards by a tight end with 2,606 and No. 3 in team annals for the most receptions by a TE with 209. Trails Bubba Franks (256) for No. 2 all-time in TE receptions.

- Is the only tight end in Packers history to record three 55-catch seasons (2009, 2011-12) and holds three of the top seven single-season yardage totals by a TE in team annals (2009, 2011-12).

- Set a single-season franchise record for the most catches by a tight end with 61 in 2012.

► **at San Francisco 49ers (9/8):** Finished with five catches for 56 yards (11.2 avg.) and a TD...Scored the TD on a 12-yard play late in the second quarter, catching a quick out from QB Aaron Rodgers...Shed a tackle attempt by CB Perrish Cox near the sideline and then leapt over S Donte Whitner at the goal line, tying the game at 14-14 just before halftime...Marked his fourth straight regular season game with five-plus catches, the the longest such streak by a TE in team history.

► **vs. Washington Redskins (9/15):** Built off of his solid performance in the season opener by contributing six catches for 65 yards (10.8 avg.) and a TD against the Redskins...During the game, surpassed Ron Kramer (2,594) for No. 2 in franchise history for receiving yards by a TE...Made an excellent reactionary play on his TD in the second quarter...Was stalled on an initial fade route in the end zone, but spun away from CB DeAngelo Hall to work back to a scrambling Rodgers, leaping high in the air to pull down a 3-yard TD that extended the Packers' lead to 24-0 (following PAT)...Had

a memorable effort play in the third quarter when he caught a quick pass from Rodgers at the line of scrimmage before turning upfield, breaking a tackle by S Reed Doughty, shedding another attempt by CB Josh Wilson and then spinning off of S Baccari Rambo along the sideline and remaining in bounds, before finally being tackled after what went down as a 27-yard gain.

► **at Cincinnati Bengals (9/22):** Started the game, but was removed after the Packers' first offensive series after suffering a concussion on a hit by S George Iloka on an intended pass and did not return.

## **49 Robert Francois, LB, 4th Year, Boston College**

- Versatile backup linebacker and special teams performer who played in a career-high 16 games in 2012. Appeared exclusively on the coverage units and finished the season ranked second on the club with a career-best 13 coverage tackles.

- Spent the entire season on the active roster for the first time in 2011 and saw the most extensive playing time of his career late in the year. Played in 11 games with two starts, tallying 21 tackles (15 solo), two interceptions, three passes defensed and a forced fumble as an injury replacement for LB A.J. Hawk (calf).

► **at San Francisco 49ers (9/8):** Appeared in the game on special teams, but did not record any statistics.

► **vs. Washington Redskins (9/15):** Played on special teams and was credited with making a tackle on the kickoff coverage unit.

► **at Cincinnati Bengals (9/22):** Played on special teams and was credited with both a tackle and a forced fumble when he stripped WR Brandon Tate on the Packers' opening kickoff of the second half...The loose ball was recovered by Cincinnati RB Cedric Peerman.

## **23 Johnathan Franklin, RB, Rookie, UCLA**

- Rookie ballcarrier who looks to add depth in the backfield and also participate on special teams.

- Drafted by the Packers with the last of three fourth-round selections (No. 125 overall).

- Played in 53 games with 45 starts during his collegiate career and rushed for 4,403 yards and 31 TDs on 788 carries (5.6 avg.) and added 58 receptions for 517 yards (8.9 avg.) and three TDs.

► **at San Francisco 49ers (9/8):** Dressed for the game and made his NFL debut as part of the kickoff return unit late in the fourth quarter.

► **vs. Washington Redskins (9/15):** Played on special teams.

► **at Cincinnati Bengals (9/22):** As one of only two active RBs, came on in relief of an injured James Starks (knee) after halftime and delivered an impressive performance, carrying 13 times for 103 yards (7.9 avg.) and a TD over the final two quarters...His 103 yards were the most in franchise history by a rookie RB in his first game with a rushing attempt and he became the first Green Bay rookie to rush for 100 yards on 13 or fewer carries since Steve Atkins ran for 110 yards on 12 carries (9.2 avg.) vs. New Orleans on Sept. 9, 1979...He also became the first Packers rookie to rush for over 100 yards in a regular-season game since RB Brandon Jackson had 113 vs. Detroit on Dec. 30, 2007, and the first Green Bay player to run for 100 yards in a half since RB Ryan Grant did so at Cleveland, Oct. 25, 2009...The outing was highlighted by a 51-yard burst off left tackle in the third quarter, a play that marked the longest run by a Green Bay rookie since Samkon Gado's 64-yard TD vs. Detroit, Dec. 11, 2005...Also chipped in three receptions for 23 yards (7.7 avg.).

## **61 Brett Goode, LS, 6th Year, Arkansas**

- Reliable long snapper was a last-minute injury replacement for LS J.J. Jansen following the 2008 preseason and has performed the job almost flawlessly for the past five seasons.

- Was one of only three Packers (CB Jarrett Bush, K Mason Crosby) to appear in all 80 regular-season games from 2008-12.

- Has appeared in all 83 regular-season games and eight playoff contests since joining the club, having recorded 11 coverage tackles and a fumble recovery in his five-plus seasons, including a career-best five tackles in 2010.

► **at San Francisco 49ers (9/8):** Snapped for all four PATs and each of P Tim



Masthay's six punts.

- ▶**vs. Washington Redskins (9/15):** Delivered snaps for all five PAT tries in addition to K Mason Crosby's first FG attempt of the season, a 28-yard make in the first quarter...Also snapped for each of Masthay's three punts.
- ▶**at Cincinnati Bengals (9/22):** Snapped for all three of Crosby's successful FG attempts during the game, including makes of 19, 26 and 41 yards... Also centered each of the kicker's three PATs and Masthay's three punts.

### 50 A.J. Hawk, LB, 8th Year, Ohio State

- Productive, assignment-sure defender entering his eighth season, having played in 111 of a possible 113 regular-season games with 108 starts in his first seven years.
- Has posted 881 tackles (627 solo), 13½ sacks, eight interceptions, 34 passes defended, two forced fumbles and four fumble recoveries during his career, and has registered 100-plus tackles in six of his seven seasons in Green Bay.
- The lone constant in an ILB group beset by injuries in 2012, he started all 16 games for the first time since 2008 and led the defense with 142 tackles (105 solo), the second-highest total of his career. Also recorded three sacks, his most since 2008.
- ▶**at San Francisco 49ers (9/8):** Posted nine tackles (five solo, one for loss), helping to set the tone for a run defense that limited San Francisco to 90 yards on 34 rushing attempts (2.6 avg.) during the game.
- ▶**vs. Washington Redskins (9/15):** Finished with six tackles (three solo).
- ▶**at Cincinnati Bengals (9/22):** Tied for the team high with 13 tackles (10 solo, one for loss) and also added a fumble recovery in his first-ever regular-season game near his hometown...Tackle for loss came on a first-quarter bootleg pass to TE Jermaine Gresham, who he wrestled down for a 1-yard loss...Contributed to what were four consecutive turnover drives forced by the Packers' defense, recovering a fumble ripped from Gresham by LB Brad Jones in the second quarter...Marked the fifth fumble recovery of his career and first since the 2010 season.

### 29 Casey Hayward, CB, 2nd Year, Vanderbilt

- Demonstrated the playmaking ability that made him a standout at the college level, playing in all 16 games as a rookie, starting seven and finishing with 55 tackles (43 solo) and a forced fumble, while also leading the club with six INTs and 25 passes defended.
- His six INTs led all NFL rookies, ranked tied for fifth in the league among all players, and were the most by a Packers rookie since CB Mike McKenzie had six in 1999.
- Served as the team's nickel CB early in the season before entering the starting lineup in Week 7 at St. Louis as a replacement for the injured Sam Shields (shin/ankle). Reassumed the No. 3 CB role upon Shields' return to the lineup in Week 15, playing out the remainder of the regular season and both playoff games in that capacity.
- ▶**at San Francisco 49ers (9/8):** Sidelined with a hamstring injury that was aggravated during the preseason, he landed on the inactive list for the first time in his career.
- ▶**vs. Washington Redskins (9/15):** Inactive.
- ▶**at Cincinnati Bengals (9/22):** Inactive.

### 31 Davon House, CB, 3rd Year, New Mexico State

- Suffered a shoulder injury on special teams late in the 2012 preseason opener at San Diego (Aug. 9), a setback that sidelined him for the remainder of the summer and the first six weeks of the regular season.
- Following an injury to CB Sam Shields (shin/ankle), made his season debut in Week 7 at St. Louis and went on to start five of the next six contests, seeing the most extended action of his young career.
- Finished the season with 18 tackles (17 solo), a sack and tied for fourth on the club with 13 passes defended.
- ▶**at San Francisco 49ers (9/8):** Appeared in the game on special teams, recording a team and career-high three tackles on the coverage units, including two as a member of the punt team and one on the kickoff unit... One of his punt tackles came in the fourth quarter when he came from the opposite side of the field to take down WR Kyle Williams, limiting him to a 1-yard return.

- ▶**vs. Washington Redskins (9/15):** Earned a special teams game ball for his performance that featured a team-leading two tackles on the coverage units, one each on the kickoff and punt teams...Also saw extended action on defense, appearing on 26 plays and posting the second sack of his career and a pass defended...Came in unblocked on a CB blitz off the left edge in the second quarter, patiently waiting for QB Robert Griffin III to carry out a ball fake before taking him down for a 6-yard loss.
- ▶**at Cincinnati Bengals (9/22):** Saw action on 35 defensive plays as an extra CB in the various subpackages, finishing with two solo tackles.

### 33 Micah Hyde, CB, Rookie, Iowa

- Promising newcomer who turned in an impressive training camp and preseason. Appears primed for playing time as one of the defense's nickel/dime CBs, and may also look to contribute in the return game in 2013.
- Finished his time at Iowa having played in every game over the course of his career (51), recording 240 tackles (155 solo), including 5½ for a loss, 29 passes defended, eight INTs, four forced fumbles and three fumble recoveries.
- Earned first-team All-Big Ten honors from both the league's coaches and media following the 2012 season and was also honored as the second-ever recipient of the conference's Jack Tatum-Rod Woodson Defensive Back of the Year Award, now given annually to the league's most outstanding player in the secondary.
- ▶**at San Francisco 49ers (9/8):** Made his professional debut on both defense and special teams...Served as the team's nickel CB with Casey Hayward sidelined due to injury (hamstring)...Appeared on 25 defensive snaps and recorded three solo tackles.
- ▶**vs. Washington Redskins (9/15):** Saw time on 24 plays, but did not record any statistics.
- ▶**at Cincinnati Bengals (9/22):** Made his first professional start, opening the game as the third CB in the defense's nickel alignment...Finished with four tackles (three solo).

### 43 M.D. Jennings, S, 3rd Year, Arkansas State

- Appeared in all 16 games in 2012, seeing his role expanded when he became the primary injury replacement for veteran Charles Woodson (collarbone) and went on to start the final nine regular-season games at free safety.
- Registered the first defensive statistics of his career, finishing with 46 tackles (41 solo), six passes defended and an INT that he returned for a touchdown.
- Also factored on special teams for the second consecutive season, tallying a career-high 10 coverage tackles, a total that was tied for third on the club.
- ▶**at San Francisco 49ers (9/8):** Played the entire game in the absence of the injured Morgan Burnett (hamstring), finishing with eight tackles (all solo, one for loss)...TFL came late in the second quarter when he came up in run support to stop RB Frank Gore for a 2-yard loss.
- ▶**vs. Washington Redskins (9/15):** Started at FS and contributed six tackles (five solo).
- ▶**at Cincinnati Bengals (9/22):** Had an impactful performance, starting at FS and appearing on 51 plays, finishing with five tackles (four solo, one for loss), and notching both his first career sack and first fumble recovery... Returned the fumble 24 yards for his second career TD, becoming the first Green Bay safety to score on a fumble return since Darren Sharper vs. Jacksonville, Dec. 19, 2004...On the play, alertly picked up a ball that had been jarred loose from RB BenJarvus Green-Ellis' grasp by LB Clay Matthews in the backfield, got up off of the ground and went the rest of the way untouched for the Packers' first TD of the game, pulling them to within 14-10 early in the second quarter...On Cincinnati's next possession, blitzed off the left side of the defense and chased QB Andy Dalton down across the field, dropping him for a 4-yard loss.

### 97 Johnny Jolly, DE, 5th Year, Texas A&M

- Veteran defensive lineman who returns to the club following a three-year hiatus due to an NFL-issued suspension for violation of the league's substance-abuse policy. Had his suspension lifted by the commissioner on

March 4, 2013, and was legally cleared to rejoin the team for the conclusion of the offseason program in late May.

- Appeared in each of the team's four 2013 preseason games and showed glimpses of the production that made him a valuable contributor during the first part of his career. Finished the preseason with four tackles (all solo), a sack, an interception and two passes defended.

- ▶**at San Francisco 49ers (9/8):** Appeared in his first NFL game since 1/10/2010, starting at LDE and participating on 35 defensive plays... Finished with two tackles (one solo) and was credited with a 2-yard sack for pressuring QB Colin Kaepernick out of bounds behind the line of scrimmage in the second quarter.

- ▶**vs. Washington Redskins (9/15):** Once again started at LDE and finished with three tackles (two solo, one for loss) and a QB hit during the game.

- ▶**at Cincinnati Bengals (9/22):** Appeared on 19 defensive plays and posted two assisted tackles.

### **59 Brad Jones, LB, 5th Year, Colorado**

- Made the offseason transition from outside to inside LB in 2012, and ultimately assumed starting duties at the 'Mack' LB position following season-ending injuries to both Desmond Bishop (hamstring) and D.J. Smith (knee).

- Took over as the starter in Week 7 following the injury to Smith and went on to open the final 10 games, posting career highs in tackles (102), solo tackles (75), passes defended (six) and forced fumbles (one). His tackle total ranked No. 3 on the team and he also added two sacks.

- Also started both playoff games and tied for the team lead with 16 tackles (13 solo) in the postseason.

- Reached unrestricted free agency in the spring of 2013, but was quickly re-signed to a new contract by the Packers, March 21.

- ▶**at San Francisco 49ers (9/8):** Started at LB and rarely came off the field, finishing with a team-leading 14 tackles (10 solo).

- ▶**vs. Washington Redskins (9/15):** Posted six tackles (five solo) and QB hit.

- ▶**at Cincinnati Bengals (9/22):** Had an active game tying for the team lead with 13 tackles (11 solo, one for loss) and both a forced fumble and fumble recovery... Forced his second career fumble in the second quarter when he came off of his initial man to bring down TE Jermaine Gresham following a 9-yard gain, ripping the ball from his grasp on his way to the ground, where it was recovered by LB A.J. Hawk... Two possessions later, came off of his rush on a third-down play to recover a ball that had been jarred loose from QB Andy Dalton on a sack by LB Clay Matthews, the first fumble recovery of his career.

### **95 Datone Jones, DE, Rookie, UCLA**

- Drafted by the Packers with the No. 26 overall selection in the first round. Joined QB Ernie Case (No. 6 overall, 1947) as the only UCLA players to be drafted by the Packers in the first round.

- Appeared in 51 games with 43 starts during his Bruin career and finished with 148 tackles (90 solo), 36½ tackles for loss, 13½ sacks, five passes defended, four forced fumbles and one fumble recovery.

- Started all 14 games as a senior in 2012 and earned second-team All-Pacific-12 honors from the league's coaches.

- ▶**at San Francisco 49ers (9/8):** Made his NFL debut, appearing on 18 defensive plays and finishing with two assisted tackles.

- ▶**vs. Washington Redskins (9/15):** Appeared on 20 plays and posted one solo tackle.

- ▶**at Cincinnati Bengals (9/22):** Saw action on 10 defensive plays and notched an assisted tackle... Contributed on special teams by blocking an extra point following a Bengals TD in the fourth quarter, swatting K Mike Nugent's attempt cleanly to hold the Packers lead at 30-27... Marked the first blocked PAT by the Packers since DE Cullen Jenkins had one at Carolina, Oct. 3, 2005.

### **89 James Jones, WR, 7th Year, San Jose State**

- Led the NFL with 14 TD catches in 2012, the first Packer to lead the league in the category since WR Sterling Sharpe did so with his franchise-record 18 in 1994. The 14 TD grabs were tied for the fourth most in a season in franchise history.

- Recorded career highs in every category last season, hauling in 64 passes for 784 yards (12.3 avg.) and the 14 scores.

- Has played in all 16 games each of the past four seasons, one of only six NFL wide receivers to do so over that span, and in five of his six seasons as a pro.

- ▶**at San Francisco 49ers (9/8):** Started at WR, but did not record any statistics.

- ▶**vs. Washington Redskins (9/15):** Rebounded from a quiet first week, delivering an excellent performance that featured career highs in both catches (11) and receiving yards (178) and an impressive 16.2-yard average... Did the majority of his damage in the first half, collecting nine of his catches and 152 of the yards before halftime, helping to stake the Packers to a 24-0 lead at the intermission... Became the first Packer to have double-digit receptions since WR Donald Driver (10) at Detroit on Nov. 22, 2007, and his 11 were the most since Driver posted the same number at Minnesota, Dec. 24, 2004... The yardage total was the most by a Green Bay player since Driver had 191 at Minnesota, Sept. 12, 2006, and became the first Packer to have an 11-catch, 175-yard receiving game since Javon Walker had 11-200 at Indianapolis, Sept. 26, 2004... Ran past CB David Amerson on a go-route in the second quarter, taking advantage of a blown coverage that resulted in a 57-yard gain, his longest reception since a 65-yard TD at Detroit, Nov. 24, 2011... The primary contributor the team's yards after the catch total of 295, the highest single-game mark in franchise history and the most in the NFL since the statistic began being kept in 1993.

- ▶**at Cincinnati Bengals (9/22):** Finished with four catches for 34 yards (8.5 avg.) and his first TD of the season, scoring from 7 yards out in the third quarter to extend the Green Bay lead to 30-14 (following PAT)... Also drew a defensive holding call on CB Adam Jones in the end zone that ultimately led to a FG... On the next drive, drew an unnecessary roughness penalty against LB Vontaze Burfict on what was ultimately also a FG drive.

### **30 John Kuhn, FB, 8th Year, Shippensburg**

- Has played in 94 games with the Packers (2007-13), the most by an offensive player on the roster over that span.

- Has appeared in 94 of 99 games (104 of 109 including playoffs) during his six-plus seasons in Green Bay, including all 16 regular-season contests in four of those seasons.

- Has scored a touchdown each of the last four postseasons (2009-12), the only player in the NFL to accomplish that feat over that span. Joined RB Dorsey Levens (five straight, 1994-98) and WR Antonio Freeman (1995-98) as the only players in team history to score a TD in four or more consecutive postseasons.

- ▶**at San Francisco 49ers (9/8):** Played on both offense and special teams... Had one carry for 3 yards on offense and was credited with a special teams tackle as a member of the punt coverage unit.

- ▶**vs. Washington Redskins (9/15):** Started at FB and saw time on both special teams and on offense, but did not record any statistics... Suffered a hamstring injury during the game and did not return.

- ▶**at Cincinnati Bengals (9/22):** Missed the practice week while rehabilitating the hamstring injury he suffered the week before and was inactive for the game... Marked just the third game he'd missed due to injury in his career.

### **27 Eddie Lacy, RB, Rookie, Alabama**

- Selected by the Packers in the second round (No. 61 overall) of the 2013 NFL Draft following a productive three-year playing career at Alabama.

- Was a member of three national championship teams during his four years on campus, during which time the program posted a 49-5 record (.907).

- Ended his career with a 6.8-yard per carry average that ranked No. 1 in school history among players with a minimum of 300 career attempts.

- ▶**at San Francisco 49ers (9/8):** Had an up-and-down performance in his NFL debut, carrying 14 times for 41 yards (2.9 avg.) and a TD... Added a 31-yard reception on the offense's first TD drive in the first quarter, taking the ball all the way to San Francisco's 5-yard line on a screen pass from QB Aaron Rodgers... Rebounded from a costly second-quarter fumble to drive the running game in the second half, highlighted by a fourth-quarter drive in which he carried five times for 20 yards (4.0 avg.) and capped it with his

first NFL TD, a 2-yard score that gave the Packers their first lead, 28-24... Became the third rookie to start the season opener at RB for Green Bay since the AFL-NFL merger in 1970, joining John Brockington (1971) and Brandon Jackson (2007).

►vs. **Washington Redskins (9/15)**: Started at RB, but suffered a concussion on the tail end of his first carry - a 10-yard gain - when S Brandon Meriweather's helmet made contact with his...Was removed from the game and did not return.

►at **Cincinnati Bengals (9/22)**: Was sidelined during the practice week as he progressed through the NFL's concussion-testing protocol and was inactive for the game.

### **70 T.J. Lang, G, 5th Year, Eastern Michigan**

• His 34 starts over the past two-plus seasons are the most by a Green Bay offensive lineman.

• Has started 37 games in his first four-plus seasons as a pro, opening contests at four different positions (27 at LG, five at RT, three at RG, two at LT).

• In his first two seasons as a full-time starter (2011-12), helped the Packers rank No. 3 in the NFL in scoring (31.0 ppg) and No. 4 in overall offense (382.3 yards per game) over that span.

►at **San Francisco 49ers (9/8)**: Opened the season making his first career start at his new RG position, and helped the offense to four TD drives and 385 total yards, while surrendering just two sacks to the 49ers' attacking front.

►vs. **Washington Redskins (9/15)**: Started at RG for a protection unit that bounced back from a rocky start to contribute to what was a record-setting day for the offense...Allowed QB Aaron Rodgers time to complete 34 of 42 attempts for a franchise-record-tying 480 yards and four TDs with no INTs...Also helped establish a strong running game that saw RB James Starks carry 20 times for 132 yards (6.6 avg.) and a TD, making him and Rodgers the first pair of teammates in NFL history to eclipse the 450-yard passing and 125-yard rushing marks in the same game.

►at **Cincinnati Bengals (9/22)**: Started at RG and split duty facing the talented DT tandem of Geno Atkins and Domata Peko for much of the game...Helped the offense produce another impressive rushing performance that yielded 182 yards on 30 attempts (6.1 avg.), the most in a game by the Packers since Oct. 25, 2009, at Cleveland (a game he started at LT)...Blocked for the second 100-yard rusher in as many weeks, as rookie RB Johnathan Franklin carried 13 times for 103 yards (7.9 avg.) and a TD, the first time the Packers have had back-to-back 100-yard rushers in consecutive games since Weeks 16-17 of the 2007 season...Made a good second-level block on LB Rey Mauluga on Franklin's 51-yard run in the third quarter, the longest by a Packers rookie since Dec. 11, 2005.

### **57 Jamari Lattimore, LB, 3rd Year, Middle Tennessee State**

• A core special teams player who was voted by teammates as one of six playoff captains prior to the 2012 postseason, serving as one of two representatives for the special teams.

• Originally made the team as an outside linebacker in 2011, but spent his first offseason transitioning to the inside positions, where he played in 2012.

• Played in a career-high 14 games in 2012, tying for fourth on the club with a career-best 10 special teams tackles, also recovering an onside kick.

►at **San Francisco 49ers (9/8)**: Played on special teams, but did not record any statistics.

►vs. **Washington Redskins (9/15)**: Played on special teams, but did not record any statistics.

►at **Cincinnati Bengals (9/22)**: Tallied a team-high two tackles on special teams, making a pair of stops on the kickoff coverage unit.

### **8 Tim Masthay, P, 4th Year, Kentucky**

• Bested his own franchise record by posting a 38.9-yard net average in 2012, improving upon that number for the second consecutive season as he now holds the top three single-season marks in club history (since 1976).

• Also spearheaded a stingy punting unit that ranked No. 5 in the NFL in

opponent return average (7.5) in 2012 and allowed the third-fewest return yards in the league with 179, the second-lowest total in franchise history (113 in 2007).

• After clearing the 150-career punt mark in 2012, his 44.2-yard gross average now qualifies for No. 1 in franchise history.

►at **San Francisco 49ers (9/8)**: Started the season strong with a six-punt outing that featured a gross average of 46.2 yards and a net of 44.8...Allowed just two returns for 8 yards (4.0 avg.)...Also undertook kickoff responsibilities for the first time in his career, netting three touchbacks in five attempts and making a solo tackle of CB Perrish Cox on a first-quarter return.

►vs. **Washington Redskins (9/15)**: Punted three times for 121 yards (40.3 avg., 37.3 net), landing one inside the 20-yard line...Also had seven kick-offs, booming four into the end zone for touchbacks.

►at **Cincinnati Bengals (9/22)**: Finished with three punts for 130 yards (43.3 avg. 43.3 net), landing all three inside the 20-yard line and not allowing a return...Also boomed two touchbacks on kickoffs and held for all three of K Mason Crosby's successful FG attempts and all three PATs during the game.

### **52 Clay Matthews, LB, 5th Year, Southern California**

• Became the first player in franchise history to earn Pro Bowl recognition in each of his first four seasons in the NFL (2009-12).

• Returned to the ROLB position for the 2012 campaign and was en route to what would have been his finest statistical season when a hamstring injury suffered in Week 10 sidelined him for Weeks 11-14 and caused him to miss four full games.

• Finished the 2012 season having started all 12 games in which he appeared, registering 60 tackles (45 solo), 13 sacks, four passes defended and a forced fumble, earning his fourth consecutive bid to the Pro Bowl.

►at **San Francisco 49ers (9/8)**: Delivered an impactful performance, seeing time on 71 defensive plays and posting a career-high 10 tackles (eight solo), including three for loss and a sack...First TFL came on San Francisco's second drive when he shot inside of FB Bruce Miller and buried RB Kendall Hunter for a 7-yard loss...First sack of the season came late in the second quarter when he rushed to the inside of the protection and beat LG Mike Lupati to take down QB Colin Kaepernick for a 6-yard loss...Dropped Kaepernick again in the third quarter when he once again exploded off the ball unblocked and stopped him for a 7-yard loss in the backfield on a designed QB run.

►vs. **Washington Redskins (9/15)**: Appeared on 55 plays and finished with four tackles (one solo, one for loss) and two QB hits...Tackle for loss came when he chased RB Alfred Morris from the backside on a running play and teamed with DE Mike Daniels to drop him for a 1-yard loss.

►at **Cincinnati Bengals (9/22)**: Rebounded from an unusually quiet outing the previous week to make a significant impact in a performance that was shortened due to injury...Finished with two tackles (both solo, both for loss), a sack and a career-high two forced fumbles (that were recovered by the Packers) despite exiting the game just before halftime with a hamstring injury...First forced fumble came on a third-and-1 play with the Packers trailing 14-3 in the second quarter...The Bengals attempted a running play to the opposite side off of RT, but Matthews read the play and exploded down the line unblocked, flying in to nail RB BenJarvus Green-Ellis and jar the ball loose, where it was recovered by S M.D. Jennings and returned 24-yards for a TD...Triggered his first sack-fumble of the season on the Bengals' next drive when he surged upfield against LT Andrew Whitworth before coming back toward the pocket to drill QB Andy Dalton and knock the ball out, where it was recovered by LB Brad Jones...His pair of turnovers resulted in 10 points amidst a 30-point unanswered stretch by Green Bay in the second and third quarters.

### **22 Jerron McMillian, S, 2nd Year, Maine**

• Made marked contributions in his first season in 2012, becoming one of four rookies to appear in all 16 games, playing extensively on both special teams and defense.

• Defensively, amassed 30 tackles (21 solo), an INT, a fumble recovery and tied for fourth on the club with 13 passes defended.

• Flashed playmaking ability at different points during the season, joining



fellow S Morgan Burnett as the only two players on the team to record both an INT and a fumble recovery in 2012.

► **at San Francisco 49ers (9/8):** With regular starter Morgan Burnett sidelined by a hamstring injury, started at SS with M.D. Jennings shifting to FS and appeared on all 75 defensive plays, tallying seven tackles (six solo) during the game.

► **vs. Washington Redskins (9/15):** Started at SS in the continued absence of Burnett and finished with five tackles (all solo).

► **at Cincinnati Bengals (9/22):** Appeared on 12 defensive plays and finished with one assisted tackle and one pass defended...Broke up a third-down pass intended for TE Jermaine Gresham in the second quarter to force a punt.

### **55 Andy Mulumba, LB, Rookie, Eastern Michigan**

• One of three non-drafted free agents to make the opening-day roster in 2013, joining S Chris Banjo and G Lane Taylor.

• A collegiate DE who has undertaken the conversion to OLB in the Packers' 3-4 defensive front, he finished the preseason with seven tackles (five solo) and a sack.

• Played in all 48 games with 31 starts during his four-year college career, totaling 143 tackles (46 solo), 4½ sacks, four forced fumbles and a fumble recovery.

► **at San Francisco 49ers (9/8):** Made his professional debut on special teams, but did not record any statistics.

► **vs. Washington Redskins (9/15):** Played on special teams, recording his first career coverage tackle on the punt team...Also saw his first action from scrimmage, appearing on eight defensive plays in the second half and recording an assisted tackle.

► **at Cincinnati Bengals (9/22):** Participated on special teams, recording a solo tackle as a member of the kickoff coverage unit.

### **96 Mike Neal, DE, 4th Year, Purdue**

• Powerful defensive end and inside pass rusher who enters the 2013 campaign in a DE/OLB hybrid role that will see him line up in multiple positions across the defensive front.

• Appeared in a career-high 11 games in 2012, finishing with 18 tackles (10 solo) and ranking second on the team behind LB Clay Matthews with a career-best 4½ sacks.

• Was limited to just nine games over the course of his first two seasons, missing all but two games of his rookie campaign with abdominal/shoulder injuries and then suffering a knee sprain in training camp that sidelined him until midseason in 2011.

► **at San Francisco 49ers (9/8):** Saw split action in his debut role as a hybrid OLB/DE, ultimately appearing on 45 defensive plays and finishing with a career-high seven tackles (two solo).

► **vs. Washington Redskins (9/15):** Saw 33 snaps split almost evenly between the two positions and finished with three tackles (two solo) and also posted the first INT of his career...INT of QB Robert Griffin III came late in the second quarter when he carried TE Logan Paulsen down the seam before passing him to the safety...Turned back to see a ball carrom off of the hands of WR Joshua Morgan and into the air where he collected it and returned it 5 yards.

► **at Cincinnati Bengals (9/22):** Saw action on 35 plays between the two positions and finished with two tackles (one solo).

### **87 Jordy Nelson, WR, 6th Year, Kansas State**

• Sixth-year veteran wideout seeking to bounce back from an injury-plagued 2012 season that saw him miss four full games and extended parts of others with a hamstring injury.

• Underwent a minor knee surgery during training camp and did not make his preseason debut until the Week 4 finale at Kansas City (Aug. 29).

• Ranks No. 2 in the NFL with 25 TD catches since 2011, trailing only Patriots TE Rob Gronkowski (28) over that span.

• Has an average of 17.0 yards per catch since 2011, No. 4 in the NFL over that span among players with 100 or more receptions.

► **at San Francisco 49ers (9/8):** Despite missing all but one series of the preseason due to injury, he opened the regular season in stride, tying

for a team high with seven catches for 130 yards (18.6 avg.) and a TD...Marked his 10th career 100-yard receiving game and the yardage output was his second highest ever in the regular season...Scored on an 8-yard slant from QB Aaron Rodgers late in the third quarter to tie the game at 21-21...Highlight catch came in the fourth quarter when he extended out over the sideline and kept both feet in bounds to secure a 37-yard pass from Rodgers at the San Francisco 13-yard line...The offense would score a TD four plays later to give Green Bay its first lead, 28-24.

► **vs. Washington Redskins (9/15):** Had an efficient and impactful performance, contributing three catches for 66 yards (22.0 avg.) and two TDs in the 38-20 victory...Caught his first TD in the second quarter when he beat CB DeAngelo Hall on a skinny post to the end zone on a third-and-goal play from the 14-yard line...Second TD came in the third quarter when he twisted his body in the air to leap and secure a high back-shoulder throw by Rodgers in the end zone from 15 yards out, extended the Packers' lead to 31-0 (following PAT)...Also had his game-long 37-yard catch in the third quarter when he beat CB David Amerson down the sideline and hauled in the pass despite a defensive pass interference penalty on the play, setting up RB James Starks' 32-yard TD run on the ensuing play.

► **at Cincinnati Bengals (9/22):** Had another productive day, finishing with team highs in both receptions (eight) and receiving yards (93)...Made another acrobatic sideline catch, this time on a 30-yard pass from Rodgers in the third quarter after getting behind CB Terence Newman and twisting his body to get both feet down in bounds...Set up a 7-yard TD pass from Rodgers to WR James Jones two plays later that extended the Green Bay lead to 30-14.

### **74 Marshall Newhouse, T, 4th Year, Texas Christian**

• Opens the season as the top backup at both tackle positions on the offensive line, offering depth and experience after two seasons as a member of the starting lineup.

• Has played in all 32 regular-season games with 29 starts over the past two seasons, opening 26 at LT and three at RT.

• Started every game at left tackle in 2012, one of only two offensive linemen (Josh Sitton) to open all 16 contests last season.

► **at San Francisco 49ers (9/8):** Played in the game on special teams.

► **vs. Washington Redskins (9/15):** Played on special teams.

► **at Cincinnati Bengals (9/22):** Played on special teams.

### **51 Nate Palmer, LB, Rookie, Illinois State**

• Newcomer seeking to make the transition from collegiate DE to professional OLB in the Packers' 3-4 defensive front.

• Was selected with the team's lone choice in the sixth round (193rd overall) of the 2013 NFL Draft, becoming the 12th player in Illinois State history to be drafted and the first since 2007 (WR Laurent Robinson, Atlanta).

• After transferring from Illinois, finished his career having started all 24 games over his two seasons for the Redbirds, amassing 117 tackles (50 solo), including 25½ for loss, 17 sacks, five forced fumbles and two fumble recoveries.

► **at San Francisco 49ers (9/8):** Inactive.

► **vs. Washington Redskins (9/15):** Inactive.

► **at Cincinnati Bengals (9/22):** Made his NFL debut on special teams, but did not record any statistics.

### **53 Nick Perry, LB, 2nd Year, Southern California**

• Top draft choice in 2012 that made the difficult transition from playing defensive end in college to stand-up outside linebacker at the pro level. Opened five of the first six contests of his rookie season, collecting 29 tackles (18 solo) and two sacks from the LOLB position.

• A true power player who showed little difficulty physically adjusting to the NFL before suffering a knee injury in Week 6 at Houston (Oct. 14), and later having surgery on a lingering wrist ailment that ultimately ended his season. Placed on injured reserve, Nov. 7.

► **at San Francisco 49ers (9/8):** Returned to action and started his second consecutive season opener at LOLB, participating on 51 plays and posting four tackles (three solo).

► **vs. Washington Redskins (9/15):** Posted four tackles (two solo) and the first



pass defended of his career...Capped a second-quarter rush by deflecting on a pass at the line of scrimmage that fell incomplete on third down and forced a Redskins punt.

▶**at Cincinnati Bengals (9/22):** Started at LOLB and participated on 47 plays, finishing with five tackles (two solo).

### **79 Ryan Pickett, DE, 13th Year, Ohio State**

- In his 13th NFL season and eighth in Green Bay as a primary run-stuffer and unsung veteran leader on the defensive line.

- Has unselfishly rotated between both nose tackle and left defensive end since the Packers' implementation of the 3-4 alignment in 2009.

- Was impressively available and reliable during what was his 12th season in 2012, starting all 16 games for the first time since 2008 and ranking fourth on the club with 75 tackles (27 solo), his highest total since 2008.

▶**at San Francisco 49ers (9/8):** Started at NT and helped set the tone for what was a strong showing up front for the run defense...Contributed five tackles (two solo) and consistently tied up blockers as the Packers' front limited San Francisco to 90 yards rushing on 34 attempts (2.6 avg.) during the game.

▶**vs. Washington Redskins (9/15):** Started and appeared on 16 plays...Tallied his first pass defended of the season when he deflected a ball at the line of scrimmage in the first quarter.

▶**at Cincinnati Bengals (9/22):** Appeared on 25 plays and posted three tackles (one solo) and his second pass defended in as many weeks...Batted a QB Andy Dalton pass down at the line of scrimmage, giving him more pass break-ups in three games of 2013 than he had in all of 2012.

### **81 Andrew Quarless, TE, 4th Year, Penn State**

- Has returned to action after missing the entire 2012 season as he continued his rehabilitation from a significant knee injury sustained at the N.Y. Giants in Week 13 of the 2011 season.

- Played in 23 games with five starts in his first two seasons (2010-11), catching 24 passes for 274 yards (11.4 avg.) and one TD.

▶**at San Francisco 49ers (9/8):** Played in the game on both offense and special teams, but did not record any statistics.

▶**vs. Washington Redskins (9/15):** Started the game as the lone TE and appeared on 33 plays, contributing in both the running and passing games...Made a 7-yard reception in the second quarter, his first reception since Dec. 4, 2011, at the N.Y. Giants...Also made a key block on James Starks' 32-yard TD run in the third quarter...On the play, lined up in the backfield and lead through the hole, clearing LB Perry Riley Jr. and freeing Starks to the second level on a TD that would extend the Green Bay lead to 38-7.

▶**at Cincinnati Bengals (9/22):** Saw extended action after starter Jermichael Finley departed following the opening offensive series with a concussion, appearing on 43 plays and making three catches for 21 yards (7.0 avg.).

### **90 B.J. Raji, DT, 5th Year, Boston College**

- Has emerged as one of the top players in the league at his position over the past three seasons, and earned his first trip to the Pro Bowl in 2011, the first Packers defensive tackle since Bob Brown in 1972 to receive the honor.

- Earned Pro Bowl alternate status for his performance in 2012 after starting all 14 games in which he appeared and posting 46 tackles (26 solo) and a pass defended.

▶**at San Francisco 49ers (9/8):** Contributed to a run defense that delivered a strong debut performance against the 49ers...Posted four tackles (three solo) in helping to limit San Francisco to 90 yards on 34 carries (2.6 avg.).

▶**vs. Washington Redskins (9/15):** Posted two tackles (both solo).

▶**at Cincinnati Bengals (9/22):** Started and appeared on a defensive-line-leading 31 plays, collecting three assisted tackles.

### **28 Sean Richardson, S, 2nd Year, Vanderbilt**

- Opens the 2013 season on the reserve/physically unable to perform list as he continues to recovery from offseason surgery on his neck.

- One of four non-drafted free agents to emerge from training camp to make the team's opening-day roster in 2012.

- Battled a hamstring injury early in the 2012 regular season before appearing in five games, but then suffered the neck injury that landed him on injured reserve, Dec. 1.

### **12 Aaron Rodgers, QB, 9th Year, California**

- Ranks No. 1 in NFL history (min. 1,500 attempts) with a career passer rating of 104.9, more than eight points ahead of No. 2 Steve Young (96.8).

- Also ranks No. 1 in league history in career INT percentage (1.76) and TD/INT ratio (3.65, 179/49) and ranks No. 2 in career completion percentage (65.8).

- In 81 career regular-season starts (53-28 record), has posted 30 games with 300-plus passing yards, 44 without an interception and 48 with a 100-plus passer rating.

- Has been selected to the Pro Bowl three of the last four seasons (2009, 2011-12) and was named the NFC's starting QB each of the past two seasons.

▶**at San Francisco 49ers (9/8):** Despite seeing limited action in the preseason, got the offense off to a strong start in the season opener on the road, completing 21 of 37 passes for 333 yards and three TDs with one INT...

The yardage total tied a franchise record for a Packers QB in a season opener, equaling the mark reached by both Lynn Dickey (1983) and Brett Favre (1999)...Passing efforts produced a pair of 100-yard WRs as both Randall Cobb and Jordy Nelson eclipsed the century mark...INT came after an on-target throw was mishandled by TE Jermichael Finley and collected by S Eric Reid...Also rushed twice for 13 yards (6.5 avg.), including a key 6-yard keeper off of left end to convert a third-and-1 and extend a tying TD drive in the third quarter.

▶**vs. Washington Redskins (9/15):** Had what was statistically one of the most dominating performances of his career, throwing for a career-high and franchise-record-tying 480 yards on 34-of-42 passing with four TDs and no INTs...Guided an offense that overcame a rocky start to mount three consecutive TD drives in the first half en route to a 24-0 halftime lead...His 335 yards and 26 completions in the first half were both career highs for a half and he became the first QB since New England's Tom Brady in 2009 to throw for 335-plus yards and three-plus TDs in the first half...Directed a balanced attack that also featured a 132-yard rushing performance by RB James Starks, making him and Rodgers the first pair of teammates in NFL history to eclipse the 450-yard passing and 125-yard rushing benchmarks in the same game...Became just the second QB in NFL history to throw for 480-plus yards, four-plus TDs and zero INTs in a game (Y.A. Tittle, Oct. 28, 1962)...The completion total tied his personal best and his 81.0 completion percentage set a franchise record for a QB with more than 40 attempts in a game...The offense's 580-yard output was the second-highest single-game effort in franchise history and the game marked his franchise-record third with more than 400 yards passing.

▶**at Cincinnati Bengals (9/22):** Had a statistically off day by his standards, completing 26 of 43 attempts for 244 yards a TD and two INTs during the game...Marked the first regular-season game in which he'd thrown more than one INT since Oct. 24, 2010...Lost Finley to a concussion following the first offensive series and also saw the only two active RBs, Starks (knee) and rookie Johnathan Franklin (ankle) depart with injuries of their own at different points during the game...Still managed to lead three TD drives and mount a 30-14 lead, but was beset by the pair of second-half INTs and a fourth-quarter fumble by Franklin that was returned for a score.

### **78 Derek Sherrod, T, 3rd Year, Mississippi State**

- Opens the 2013 season on the reserve/physically unable to perform list, having spent the last year and a half rehabilitating a broken leg suffered in Week 15 of 2011.

- Appeared in five games as a rookie in 2011, seeing time at tackle with injuries to veteran LT Chad Clifton and second-year RT Bryan Bulaga.

- Saw his most significant action in Week 5 at Atlanta when he played RT for most of the game with Bulaga sidelined and Clifton exiting on the second series.

- Was a first-team All-America selection by CBSSports.com and Rivals.com in 2010 and earned first-team All-SEC honors from the coaches and the media.

### **37 Sam Shields, CB, 4th Year, Miami**

- Enters 2013 as a solidified starter on the outside for the Green Bay defense.
- Worked his way into the starting lineup after the beginning of the regular season in 2012, taking over as the No. 2 CB in the team's base defense following veteran Charles Woodson's transition to safety.
- Started Weeks 2-6 at RCB before suffering a shin/ankle injury at Houston (Oct. 14) that sidelined him for the next six games. For the season, appeared in 10 games with eight starts and registered career highs with 38 tackles (27 solo) and 16 passes defended, also ranking second on the club with three interceptions, in addition to his first career sack.
- ▶**at San Francisco 49ers (9/8):** Started at RCB and appeared on all 75 defensive plays, posting a career-high 11 tackles (10 solo) and a team-leading three passes defended...Used his noted speed to recover and break up a deep third-down throw to WR Kyle Williams along the sideline in the fourth quarter, swatting the ball away as it arrived to force a San Francisco punt.
- ▶**vs. Washington Redskins (9/15):** Was awarded one of the defense's game balls after finishing with a team-high nine tackles (eight solo) and a career-high four passes defended.
- ▶**at Cincinnati Bengals (9/22):** Met the challenge of facing one of the NFL's elite WRs in Bengals standout A.J. Green and was part of a concerted effort that limited him to just four catches for 46 yards (11.5 avg.) during the game...Contributed four tackles (three solo) and made his first INT of the young season...Made the pick at a critical time with the Packers trailing 14-0 late in the first quarter...Was matched in man-coverage with Green along the sideline, playing the WR perfectly on a quick-out to the sideline, before stepping in front of QB Andy Dalton's throw and being pushed out of bounds...The turnover led to a K Mason Crosby FG and the first three of the Packers' 30 unanswered points.

### **71 Josh Sitton, G, 6th Year, Central Florida**

- Was named to his first career Pro Bowl in 2012, becoming the first Green Bay guard to be selected since Marco Rivera in 2004.
- One of only two linemen (T Marshall Newhouse) to start all 16 games in 2012 and joined Newhouse as the only players on the team to play every offensive snap last season.
- Was selected as a Pro Bowl alternate in both 2010 and 2011 and was named the Offensive Lineman of the Year by the NFL Alumni Association in 2010.
- ▶**at San Francisco 49ers (9/8):** Made his first career start at LG, after spending his first five seasons at RG...Faced with the difficult challenge of blocking All-Pro DE Justin Smith for the bulk of the game...Helped contribute to an offense that put together four TD drives and 385 yards of offense, and surrendered just two sacks during the game...Made a key block on LB NaVorro Bowman in the open field on a screen pass to RB Eddie Lacy in the first quarter, igniting what was eventually a 31-yard gain to the 49ers' 5-yard line.
- ▶**vs. Washington Redskins (9/15):** Despite being limited during the practice week by a back injury, started the game and participated on all 70 offensive plays...Part of a line that quickly rebounded from a challenging start to produce an overall dominating performance in the home opener...Helped block for an offense that rolled up 580 total yards, the second-highest single-game total in franchise history...Allowed QB Aaron Rodgers time to complete 34 of 42 attempts for a career-high 480 yards and four TDs, while also clearing lanes for RB James Starks to gain 132 yards on 20 carries (6.6 avg.), making the tandem the first pair of teammates in NFL history to eclipse the 450-yard passing and 125-yard rushing plateaus in the same game...Made an excellent drive-block on DE Stephen Bowen on Starks' 32-yard TD run in the third quarter, clearing the path for a scoring play that was sparked directly by his effort.
- ▶**at Cincinnati Bengals (9/22):** Started at RG and faced the task of blocking the talented DT tandem of Geno Atkins and Domata Peko for much of the game, helping to limit the standout Atkins to zero tackles...Blocked for an offense that once again found success running the ball, with 30 attempts for 182 yards (6.1 avg.) and a TD...Opened holes for rookie RB Johnathan Franklin to become the Packers' second 100-yard rusher in as many weeks as he carried 13 times for 103 yards (7.9 avg.) and a TD in the second half,

the first time the Packers had back-to-back 100-yard rushers since Weeks 16-17 of the 2007 season.

### **44 James Starks, RB, 4th Year, Buffalo**

- Posted a combined 833 rushing yards in 2011-12, the most by a Packer over that span, despite being limited to just six games because of injuries in 2012.
- Led the team with 578 rushing yards on 133 carries (4.3 avg.) in 2011, while also leading the running backs with 29 receptions for 216 yards (7.4 avg.).
- ▶**at San Francisco 49ers (9/8):** Spelled starter Eddie Lacy in the first half, appearing on two series in the second quarter and recording one catch for 8 yards.
- ▶**vs. Washington Redskins (9/15):** Came off the bench in the first quarter in relief of an injured Lacy (head), to deliver the strongest performance of his career...Carried 20 times for a career-high 132 yards (6.6 avg.) and a TD, snapping a streak of 45 games without a 100-yard rusher for the Packers...Joined QB Aaron Rodgers (480 passing yards) and the first pair of teammates in NFL history to eclipse the 450-yard passing and 125-yard rushing marks in the same game...Also became the first pair of Packers teammates to ever surpass the 400-yard passing and 100-yard rushing thresholds...Rushing yardage total was the most by a Packer since RB Ryan Grant had 137 on Dec. 13, 2009, at Chicago...Exploded for a 32-yard TD run in the third quarter that extended the Packers lead to 38-7, following his blocks near the line of scrimmage before breaking a pair of tackles in the secondary on his way to the end zone...Also fared well in the passing game, making four catches for 36 yards (9.0 avg.) and assisting in protection, where his pickup of a S Reed Doughty blitz in the third quarter allowed Rodgers time to find WR Jordy Nelson in the end zone for a 15-yard TD.
- ▶**at Cincinnati Bengals (9/22):** Picked up where he left off the previous week running the football, carrying 14 times for 55 yards (3.9 avg.) in the first half...Suffered a knee injury just before halftime and was held out for the remainder of the game.

### **65 Lane Taylor, G, Rookie, Oklahoma State**

- One of three non-drafted rookie free agents to make the opening-day roster in 2013.
- Joined the Packers following an impressive college career that saw him start 47 games over the course of four seasons for the Cowboys.
- Blocked for an offense that ranked in the top 3 nationally in scoring each of his final three seasons and was voted a unanimous first-team All-Big 12 selection by the league's coaches in 2012.
- ▶**at San Francisco 49ers (9/8):** Inactive.
- ▶**vs. Washington Redskins (9/15):** Inactive.
- ▶**at Cincinnati Bengals (9/22):** Inactive.

### **82 Ryan Taylor, TE, 3rd Year, North Carolina**

- Appeared in 31 regular-season games during his first two seasons and registered 18 tackles on special teams as one of the team's top contributors in the third phase.
- His two-year tackle total ranked No. 3 on the team over that span behind only CB Jarrett Bush (29) and S M.D. Jennings (19).
- Played in all 16 contests in 2012 and finished fifth on the team with eight special teams tackles.
- ▶**at San Francisco 49ers (9/8):** Played in the game on special teams, but did not record any statistics.
- ▶**vs. Washington Redskins (9/15):** Played on special teams and saw time on six offensive plays, but did not record any statistics.
- ▶**at Cincinnati Bengals (9/22):** Saw the most extended action of his career from scrimmage after starting TE Jermichael Finley exited after the first offensive series with a concussion...Appeared on 34 plays and made a career-high two catches for 11 yards (5.5 avg.).

### **73 JC Tretter, T, Rookie, Cornell**

- Rookie OL who will begin the season on the reserve/physically unable to perform list after suffering a significant ankle injury in the first practice of the Organized Team Activities in the spring.

- Chosen by Green Bay with the second of three fourth-round draft picks in 2013. Selected with 122nd overall pick.
- A four-year letterman and two-year starter for the Big Red who grew from a 238-pound freshman tight end to a 300-pound All-American left tackle during his time on campus and appeared in 40 games during his career.
- Earned unanimous first-team All-Ivy League honors, and was a first-team All-American (Football Championship Subdivision) selection by the *NFL Draft Report* as a senior in 2012.

### **64 Greg Van Roten, G/C, 2nd Year, Pennsylvania**

- Top backup along the interior who added the center position to his repertoire during the offseason program this spring.
- Signed by Green Bay as a non-drafted free agent on July 25, 2012, and spent the opening five games on the Packers' practice squad.
- Was later signed to the active roster on Oct. 13 and appeared in seven regular-season games and both playoff contests.
- As a rookie in 2012, saw time on special teams and as an extra blocker on offense.
- ▶ **at San Francisco 49ers (9/8):** Played on special teams.
- ▶ **vs. Washington Redskins (9/15):** Played on special teams.
- ▶ **at Cincinnati Bengals (9/22):** Played on special teams.

### **9 Seneca Wallace, QB, 10th Year, Iowa State**

- Signed by Green Bay on Sept. 2 to serve as the primary backup to QB Aaron Rodgers.
- Spent time with both New Orleans and San Francisco during the 2013 preseason after sitting out the 2012 regular season.
- Appeared in 62 games with 21 starts over the course of his first nine seasons in the league, spending his first seven seasons as a member of the Seattle Seahawks (2003-09) and an additional two years with the Cleveland Browns (2010-11).
- For his career, has completed 452 of 764 passes (59.2 percent) for 4,808 yards and 31 TDs with and 18 INTs for a 81.3 passer rating.
- ▶ **at San Francisco 49ers (9/8):** Dressed for the game as the team's No. 2 QB, but did not play.
- ▶ **vs. Washington Redskins (9/15):** Did not play.
- ▶ **at Cincinnati Bengals (9/22):** Did not play.

### **38 Tramon Williams, CB, 7th Year, Louisiana Tech**

- Former non-drafted free agent and practice-squad player who has gone on to appear in nearly 100 games for the Packers since 2007.
- Battled a knee injury during the 2013 training camp and made his pre-season debut in the finale at Kansas City, making an INT on the game's opening play before exiting the game (coaches' decision).
- Started all 16 games for the second time in his career in 2012, tallying 61 tackles (51 solo), two INTs and a career-high-tying 24 passes defended.
- ▶ **at San Francisco 49ers (9/8):** Joined fellow CB Sam Shields by appearing on all 75 defensive plays, starting at LCB and posting three tackles (two solo) and a pass defended...Jumped an out pattern by TE Vernon Davis on the 49ers' second offensive play of the game, breaking up the throw and nearly collecting his first INT of the season.
- ▶ **vs. Washington Redskins (9/15):** Started at CB and finished with eight tackles (six solo), two passes defended and a QB hit...Rotated between playing on the outside and also in the slot in the continued absence of regular nickel CB Casey Hayward (hamstring).
- ▶ **at Cincinnati Bengals (9/22):** Appeared on all 56 defensive plays and finished with three tackles (all solo, one for loss) and a sack...Part of a concerted effort by the secondary to limit Pro Bowl WR A.J. Green, who finished the game with just four catches for 46 yards (11.5 avg.)...Made the third sack of his career in the third quarter when he blitzed from the slot, crashing between RT and RG to drop QB Andy Dalton for an 8-yard loss...Marked his first sack since Sept. 27, 2010, at Chicago.

### **98 C.J. Wilson, DE, 4th Year, East Carolina**

- Dealt with injuries for the first time as a pro in 2012, missing five games to groin and knee injuries during the regular season. Was productive when available, appearing in 11 games with a career-high seven starts and set-

ting new career bests with 37 tackles (18 solo) and 2½ sacks.

- Played in 31 of 32 possible games in his first two professional seasons (2010-11).
- ▶ **at San Francisco 49ers (9/8):** Saw 20 snaps as a part of the defensive-line rotation...Part of a concerted effort to stop the 49ers' powerful running game, an outing that saw them finish with just 90 yards on 34 carries (2.6 avg.).
- ▶ **vs. Washington Redskins (9/15):** Inactive.
- ▶ **at Cincinnati Bengals (9/22):** Returned to the gameday lineup, appearing on 11 defensive plays and posting an assisted tackle.

### **99 Jerel Worthy, DE, 2nd Year, Michigan State**

- Opens the 2013 season on the reserve/physically unable to perform list after suffering a significant knee injury late in the fourth quarter of the team's 2012 regular-season finale at Minnesota.
- Became a regular part of the defensive-line rotation early on in 2012, playing extensively in the sub-defenses and also contributing as a defensive end in the base 3-4.
- Appeared in 14 games with four starts and made 23 tackles (11 solo), in addition to 2½ sacks and a forced fumble.

# National Football League Game Summary

NFL Copyright © 2013 by The National Football League. All rights reserved. This summary and play-by-play is for the express purpose of assisting media in their coverage of the game; any other use of this material is prohibited without the written permission of the National Football League. Updated: 9/23/2013

Date: Sunday, 9/22/2013

## Green Bay Packers at Cincinnati Bengals

Start Time: 1:03 PM EST

at Paul Brown Stadium, Cincinnati, Ohio

### Game Day Weather

Game Weather: Partly Cloudy

Temp: 63° F (17.2° C) Humidity: 52%, Wind: NNE 13 mph

Played Outdoor on Turf: UBU Sports Speed S5-M

### Officials

Referee: Blakeman, Clete (34)

Umpire: DeFelice, Garth (53)

Head Linesman: Veteri, Tony (36)

Line Judge: Marinucci, Ron (107)

Side Judge: Meyer, Greg (78)

Field Judge: Meslow, David (118)

Back Judge: Miles, Terrence (111)

Replay Official: Creed, Dick

### Lineups

#### Green Bay Packers

Offense		Defense	
WR 87	J.Nelson	NT 79	R.Pickett
LT 69	D.Bakhtiari	RDE 90	B.Raji
LG 71	J.Sitton	LOLB 53	N.Perry
C 62	E.Dietrich-Smith	BLB 50	A.Hawk
RG 70	T.Lang	MLB 59	B.Jones
RT 67	D.Barclay	ROLB 52	C.Matthews
TE 88	J.Finley	LCB 38	T.Williams
WR 18	R.Cobb	RCB 37	S.Shields
QB 12	A.Rodgers	CB 33	M.Hyde
RB 44	J.Starks	SS 32	C.Banjo
WR 89	J.Jones	FS 43	M.Jennings

#### Cincinnati Bengals

Offense		Defense	
WR 12	M.Sanu	LDE 96	C.Dunlap
LT 77	A.Whitworth	NT 94	D.Peko
LG 65	C.Boling	DT 97	G.Atkins
C 64	K.Cook	RDE 93	M.Johnson
RG 68	K.Zeitler	DB 24	A.Jones
RT 71	An.Smith	LB 58	R.Mauualuga
TE 84	J.Gresham	LB 55	V.Burfict
WR 18	A.Green	LCB 23	T.Newman
QB 14	A.Dalton	RCB 29	L.Hall
HB 42	B.Green-Ellis	SS 43	G.Iloka
TE 85	T.Eifert	FS 20	R.Nelson

### Substitutions

K 2 M.Crosby, P 8 T.Masthay, WR 10 J.Ross, WR 11 J.Boykin, S 22 J.McMillian, RB 23 J.Franklin, CB 31 D.House, LB 49 R.Francois, LB 51 N.Palmer, LB 55 A.Mulumba, LB 57 J.Lattimore, LB 58 S.Barrington, LS 61 B.Goode, G/C 64 G.Van Roten, T 74 M.Newhouse, DE 76 M.Daniels, TE 81 A.Quarless, TE 82 R.Taylor, TE 86 B.Bostick, DE 95 D.Jones, DE 96 M.Neal, DT 97 J.Jolly, DE 98 C.Wilson

### Substitutions

K 2 M.Nugent, P 10 K.Huber, WR 11 D.Sanzenbacher, WR 19 B.Tate, CB 22 C.Marsh, HB 25 G.Bernard, S 26 T.Mays, HB 30 C.Peerman, CB 37 C.Lewis-Harris, S 40 S.Williams, LS 46 C.Harris, LB 51 J.DiManche, LB 57 V.Rey, OT 74 D.Roland, DT 75 D.Still, H-B 80 O.Charles, TE 81 Al.Smith, WR 82 M.Jones, LB 92 J.Harrison, DE 95 W.Gilberry, DT 98 B.Thompson

### Did Not Play

QB 9 S.Wallace

### Did Not Play

QB 8 J.Johnson, C 66 T.Robinson, G 72 T.Hawkinson

### Not Active

CB 24 J.Bush, RB 27 E.Lacy, CB 29 C.Hayward, FB 30 J.Kuhn, S 42 M.Burnett, G 65 L.Taylor, DE 93 J.Boyd

### Not Active

CB 21 B.Ghee, CB 27 D.Kirkpatrick, HB 33 R.Burkhead, G 67 M.Pollak, OT 73 A.Collins, WR 88 R.Whalen, DE 99 M.Hunt

### Field Goals (made ( ) & missed)

M.Crosby (41) (19) (26)

M.Nugent 52WL

		1	2	3	4	OT	Total
VISITOR:	Green Bay Packers	0	16	14	0	0	30
HOME:	Cincinnati Bengals	14	0	7	13	0	34

### Scoring Plays

Team	Qtr	Time	Play Description (Extra Point) (Drive Info)	Visitor	Home
Bengals	1	9:20	G.Bernard 3 yd. run (M.Nugent kick) (10-80, 5:40)	0	7
Bengals	1	9:08	B.Green-Ellis 2 yd. run (M.Nugent kick) (1-2, 0:12)	0	14
Packers	2	14:57	M.Crosby 41 yd. Field Goal (4-3, 0:46)	3	14
Packers	2	11:22	M.Jennings 24 yd. fumble return (M.Crosby kick)	10	14
Packers	2	6:32	M.Crosby 19 yd. Field Goal (7-20, 3:11)	13	14
Packers	2	0:00	M.Crosby 26 yd. Field Goal (12-70, 5:35)	16	14
Packers	3	11:40	J.Franklin 2 yd. run (M.Crosby kick) (9-80, 3:20)	23	14
Packers	3	5:30	J.Jones 7 yd. pass from A.Rodgers (M.Crosby kick) (5-92, 1:48)	30	14
Bengals	3	3:50	A.Green 20 yd. pass from A.Dalton (M.Nugent kick) (4-65, 1:40)	30	21



# National Football League Game Summary

NFL Copyright © 2013 by The National Football League. All rights reserved. This summary and play-by-play is for the express purpose of assisting media in their coverage of the game; any other use of this material is prohibited without the written permission of the National Football League. Updated: 9/23/2013

---

Bengals	4	10:55	M.Jones 11 yd. pass from A.Dalton (kick blocked) (7-95, 2:46)	30	27
Bengals	4	3:47	T.Newman 58 yd. fumble recovery (M.Nugent kick)	30	34
Paid Attendance: 64,633				Time: 3:17	



Green Bay Packers vs Cincinnati Bengals  
9/22/2013 at Paul Brown Stadium

## Final Individual Statistics

J.Gresham	1	1	0	0	0	0	0	0	0	0
B.Tate	1	0	0	0	0	0	0	0	0	0
T.Newman	0	0	1	58	1	0	0	0	0	0
C.Peerman	0	0	1	0	0	0	0	0	0	0
M.Johnson	0	0	0	0	0	1	0	0	0	0
T.Mays	0	0	0	0	0	0	1	0	0	0
Total	5	3	2	58	1	1	2	6	0	0

## Final Team Statistics

	Visitor Packers	Home Bengals
<b>TOTAL FIRST DOWNS</b>	27	19
By Rushing	11	5
By Passing	12	12
By Penalty	4	2
<b>THIRD DOWN EFFICIENCY</b>	4-13-31%	4-11-36%
<b>FOURTH DOWN EFFICIENCY</b>	0-2-0%	0-0-0%
<b>TOTAL NET YARDS</b>	399	297
Total Offensive Plays (inc. times thrown passing)	77	56
Average gain per offensive play	5.2	5.3
<b>NET YARDS RUSHING</b>	182	82
Total Rushing Plays	30	24
Average gain per rushing play	6.1	3.4
Tackles for a loss-number and yards	2-5	0-0
<b>NET YARDS PASSING</b>	217	215
Times thrown - yards lost attempting to pass	4-27	4-20
Gross yards passing	244	235
<b>PASS ATTEMPTS-COMPLETIONS-HAD INTERCEPTED</b>	43-26-2	28-20-1
Avg gain per pass play (inc.# thrown passing)	4.6	6.7
<b>KICKOFFS Number-In End Zone-Touchbacks</b>	6-5-2	6-4-3
<b>PUNTS Number and Average</b>	3-43.3	3-43.7
Had Blocked	0	0
<b>FGs - PATs Had Blocked</b>	0-0	0-1
<b>Net Punting Average</b>	43.3	43.7
<b>TOTAL RETURN YARDAGE (Not Including Kickoffs)</b>	1	9
No. and Yards Punt Returns	0-0	0-0
No. and Yards Kickoff Returns	2-21	4-111
No. and Yards Interception Returns	1-1	2-9
<b>PENALTIES Number and Yards</b>	4-55	5-43
<b>FUMBLES Number and Lost</b>	2-2	5-3
<b>TOUCHDOWNS</b>	3	5
Rushing	1	2
Passing	1	2
Fumbles	1	1
<b>EXTRA POINTS Made-Attempts</b>	3-3	4-5
Kicking Made-Attempts	3-3	4-5
<b>FIELD GOALS Made-Attempts</b>	3-3	0-1
<b>RED ZONE EFFICIENCY</b>	2-4-50%	3-3-100%
<b>GOAL TO GO EFFICIENCY</b>	2-4-50%	2-2-100%
<b>SAFETIES</b>	0	0
<b>FINAL SCORE</b>	30	34
<b>TIME OF POSSESSION</b>	31:51	28:09



## Ball Possession And Drive Chart

### Green Bay Packers

#	Time Recd	Time Lost	Time Poss	How Ball Obtained	Drive Began	# Play	Yds Gain	Yds Pen	Net Yds	1st Down	Last Scrm	How Given Up
1	9:08	6:43	2:25	Kickoff	GB 20	6	34	0	34	2	CIN 46	Punt
2	5:09	3:53	1:16	Punt	GB 42	3	-2	0	-2	0	GB 40	Punt
3	0:43	14:57	0:46	Interception	CIN 26	4	3	0	3	0	CIN 23	Field Goal
4	14:01	12:40	1:21	Fumble	CIN 37	3	-5	-10	-15	0	GB 48	Punt
5	9:43	6:32	3:11	Fumble	CIN 21	7	15	5	20	2	* CIN 1	Field Goal
6	5:35	0:00	5:35	Punt	GB 22	12	55	15	70	5	* CIN 8	Field Goal
7	15:00	11:40	3:20	Kickoff	GB 20	9	60	20	80	6	* CIN 2	Touchdown
8	7:18	5:30	1:48	Punt	GB 8	5	92	0	92	3	* CIN 7	Touchdown
9	3:50	3:01	0:49	Kickoff	GB 40	3	7	0	7	0	GB 47	Interception
10	0:27	13:41	1:46	Missed FG	GB 42	4	31	0	31	2	CIN 27	Interception
11	10:55	3:47	7:08	Kickoff	GB 21	11	49	0	49	3	CIN 30	Fumble
12	3:47	1:21	2:26	Kickoff	GB 20	13	60	0	60	4	CIN 20	Downs

(451) Average GB 38

### Cincinnati Bengals

#	Time Recd	Time Lost	Time Poss	How Ball Obtained	Drive Began	# Play	Yds Gain	Yds Pen	Net Yds	1st Down	Last Scrm	How Given Up
1	15:00	9:20	5:40	Kickoff	CIN 20	10	80	0	80	5	* GB 3	Touchdown
2	9:20	9:08	0:12	Muffed Kickoff	GB 2	1	2	0	2	1	* GB 2	Touchdown
3	6:43	5:09	1:34	Punt	CIN 8	3	4	0	4	0	CIN 12	Punt
4	3:53	0:43	3:10	Punt	CIN 2	6	14	0	14	1	CIN 16	Interception
5	14:57	14:01	0:56	Kickoff	CIN 25	2	10	0	10	0	CIN 26	Fumble
6	12:40	11:22	1:18	Punt	CIN 15	3	9	0	9	0	CIN 24	Fumble
7	11:22	9:43	1:39	Kickoff	CIN 27	3	-3	0	-3	0	CIN 29	Fumble
8	6:32	5:35	0:57	Kickoff	CIN 20	3	3	0	3	0	CIN 23	Punt
9	11:40	7:18	4:22	Kickoff	CIN 24	8	38	0	38	2	GB 38	Punt
10	5:30	3:50	1:40	Kickoff	CIN 35	4	50	15	65	4	GB 20	Touchdown
11	3:01	0:27	2:34	Interception	GB 46	5	12	0	12	1	GB 34	Missed FG
12	13:41	10:55	2:46	Interception	CIN 5	7	80	15	95	5	* GB 11	Touchdown
13	1:21	0:00	1:21	Downs	CIN 20	2	-2	0	-2	0	CIN 20	End of Game

(353) Average CIN 27

\* inside opponent's 20

### Time of Possession by Quarter

Visitor	Green Bay Packers	1st	2nd	3rd	4th	OT	Total
Home	Cincinnati Bengals	4:24	10:10	6:24	10:53		31:51
		10:36	4:50	8:36	4:07		28:09

### Kickoff Drive No.-Start Average

Packers: 5 - GB 24

Bengals: 6 - CIN 25

**Green Bay Packers vs Cincinnati Bengals**  
**9/22/2013 at Paul Brown Stadium**

## Final Defensive Statistics

Green Bay Packers	Regular Defensive Plays											Special Teams					Misc			
	TKL	AST	COMB	SK	/ YDS	TFL	Q	IN	PD	FF	FR	TKL	AST	FF	FR	BL	TKL	AST	FF	FR
B.Jones	9	2	11	0	0	1	0	0	0	1	1	0	0	0	0	0	0	0	0	0
A.Hawk	6	3	9	0	0	1	0	0	0	0	1	0	0	0	0	0	0	0	0	0
T.Williams	3	3	6	1	8	1	2	0	0	0	0	0	0	0	0	0	0	0	0	0
M.Jennings	3	1	4	1	4	1	1	0	0	0	1	0	0	0	0	0	0	0	0	0
S.Shields	3	1	4	0	0	0	0	1	1	0	0	0	0	0	0	0	0	0	0	0
N.Perry	2	1	3	0	0	0	0	0	0	0	0	0	0	0	0	0	0	0	0	0
M.Daniels	2	0	2	1	3	1	1	0	0	0	0	0	0	0	0	0	0	0	0	0
C.Matthews	2	0	2	1	5	0	0	0	0	2	0	0	0	0	0	0	0	0	0	0
C.Banjo	2	0	2	0	0	0	0	0	0	0	0	0	0	0	0	0	0	0	0	0
M.Hyde	1	1	2	0	0	0	0	0	0	0	0	0	0	0	0	0	0	0	0	0
R.Pickett	1	0	1	0	0	0	0	0	1	0	0	0	0	0	0	0	0	0	0	0
J.Jolly	1	0	1	0	0	0	0	0	0	0	0	0	0	0	0	0	0	0	0	0
D.House	1	0	1	0	0	0	0	0	0	0	0	0	0	0	0	0	0	0	0	0
J.McMillian	0	0	0	0	0	0	0	0	1	0	0	0	0	0	0	0	0	0	0	0
A.Mulumba	0	0	0	0	0	0	0	0	0	0	0	1	1	0	0	0	0	0	0	0
J.Lattimore	0	0	0	0	0	0	0	0	0	0	0	1	1	0	0	0	0	0	0	0
R.Francois	0	0	0	0	0	0	0	0	0	0	0	1	0	1	0	0	0	0	0	0
J.Franklin	0	0	0	0	0	0	0	0	0	0	0	1	0	0	0	0	0	0	0	0
T.Masthay	0	0	0	0	0	0	0	0	0	0	0	1	0	0	0	0	0	0	0	0
D.Jones	0	0	0	0	0	0	0	0	0	0	0	0	0	0	1	0	0	0	0	0
J.Boykin	0	0	0	0	0	0	0	0	0	0	0	0	0	0	0	1	0	0	0	0
R.Cobb	0	0	0	0	0	0	0	0	0	0	0	0	0	0	0	1	0	0	0	0
A.Quarless	0	0	0	0	0	0	0	0	0	0	0	0	0	0	0	1	0	1	0	0
<b>Total</b>	<b>36</b>	<b>12</b>	<b>48</b>	<b>4</b>	<b>20</b>	<b>5</b>	<b>4</b>	<b>1</b>	<b>3</b>	<b>3</b>	<b>3</b>	<b>5</b>	<b>2</b>	<b>1</b>	<b>0</b>	<b>1</b>	<b>3</b>	<b>0</b>	<b>1</b>	<b>0</b>

**TKL = Tackle AST = Assist COMB = Combined QH=QB Hit IN = Interception PD = Pass Defense FF = Forced Fumble FR = Fumble Recovery**

Cincinnati Bengals	Regular Defensive Plays											Special Teams					Misc			
	TKL	AST	COMB	SK	/ YDS	TFL	QH	IN	PD	FF	FR	TKL	AST	FF	FR	BL	TKL	AST	FF	FR
V.Burfict	10	1	11	0	0	0	0	0	0	0	0	0	0	0	0	0	0	0	0	0
R.Mauluga	8	0	8	0	0	0	0	0	0	0	0	0	0	0	0	0	0	0	0	0
C.Dunlap	6	1	7	1	8	2	2	0	2	0	0	0	0	0	0	0	0	0	0	0
M.Johnson	5	2	7	1.5	9	1	4	0	1	1	0	0	0	0	0	0	0	0	0	0
T.Newman	6	0	6	0	0	1	0	1	1	0	1	0	0	0	0	0	0	0	0	0
A.Jones	4	0	4	0	0	0	0	0	0	0	0	0	0	0	0	0	0	0	0	0
L.Hall	3	1	4	0	0	0	0	1	3	0	0	0	0	0	0	0	0	0	0	0
W.Gilberry	2	1	3	0.5	4	0	1	0	0	0	0	0	0	0	0	0	0	0	0	0
G.Iloka	2	1	3	0	0	0	0	0	1	0	0	0	0	0	0	0	0	0	0	0
R.Nelson	1	2	3	0	0	0	0	0	0	0	1	0	0	0	0	0	0	0	0	0
D.Peko	2	0	2	1	6	1	1	0	0	0	0	0	0	0	0	0	0	0	0	0
T.Mays	2	0	2	0	0	0	0	0	0	0	0	0	0	0	1	0	0	0	0	0
B.Thompson	1	0	1	0	0	0	0	0	0	0	0	0	0	0	0	0	0	0	0	0
D.Still	1	0	1	0	0	0	0	0	0	0	0	0	0	0	0	0	0	0	0	0
J.DiManche	0	0	0	0	0	0	0	0	0	0	0	1	0	0	0	0	0	0	0	0
C.Peerman	0	0	0	0	0	0	0	0	0	0	0	0	0	0	1	0	0	0	0	0
A.Green	0	0	0	0	0	0	0	0	0	0	0	0	0	0	0	1	0	0	0	0
J.Gresham	0	0	0	0	0	0	0	0	0	0	0	0	0	0	0	1	0	0	0	0
K.Zeitler	0	0	0	0	0	0	0	0	0	0	0	0	0	0	0	1	0	0	0	0
<b>Total</b>	<b>53</b>	<b>9</b>	<b>62</b>	<b>4</b>	<b>27</b>	<b>5</b>	<b>8</b>	<b>2</b>	<b>8</b>	<b>1</b>	<b>2</b>	<b>1</b>	<b>0</b>	<b>0</b>	<b>2</b>	<b>0</b>	<b>3</b>	<b>0</b>	<b>0</b>	<b>0</b>

**Green Bay Packers vs Cincinnati Bengals**  
**9/22/2013 at Paul Brown Stadium**

# First Half Summary

PERIOD SCORES

Packers	0	16 = 16
Bengals	14	0 = 14

TIME OF POSSESSION

Packers	14:34
Bengals	15:26

**Scoring Plays**

Team	Qtr	Time	Play Description (Extra Point) (Drive Info)	Visitor	Home
Bengals	1	9:20	G.Bernard 3 yd. run (M.Nugent kick) (10-80, 5:40)	0	7
Bengals	1	9:08	B.Green-Ellis 2 yd. run (M.Nugent kick) (1-2, 0:12)	0	14
Packers	2	14:57	M.Crosby 41 yd. Field Goal (4-3, 0:46)	3	14
Packers	2	11:22	M.Jennings 24 yd. fumble return (M.Crosby kick)	10	14
Packers	2	6:32	M.Crosby 19 yd. Field Goal (7-20, 3:11)	13	14
Packers	2	0:00	M.Crosby 26 yd. Field Goal (12-70, 5:35)	16	14

	Green Bay Packers	Cincinnati Bengals
<b>TOTAL FIRST DOWNS</b>	9	7
First Downs Rushing-Passing-by Penalty	4 - 3 - 2	4 - 3 - 0
<b>THIRD DOWN EFFICIENCY</b>	1-7-14%	2-7-29%
<b>TOTAL NET YARDS</b>	100	119
Total Offensive Plays	32	31
<b>NET YARDS RUSHING</b>	57	61
<b>NET YARDS PASSING</b>	43	58
Gross Yards Passing	64	67
Times thrown-yards lost attempting to pass	3-21	2-9
<b>Pass Attempts-Completions-Had Intercepted</b>	14 - 7 - 0	12 - 7 - 1
<b>Punts-Number and Average</b>	3 - 43.3	2 - 50.5
<b>Penalties-Number and Yards</b>	1 - 10	3 - 23
<b>Fumbles-Number and Lost</b>	1 - 1	3 - 3
<b>Red Zone Efficiency</b>	0-2-0%	2-2-100%
<b>Average Drive Start</b>	50	CIN 27

Green Bay Packers										Cincinnati Bengals									
RUSHING										RUSHING									
	ATT	YDS	AVG	LG	TD		ATT	YDS	AVG	LG	TD								
J.Starks	14	55	3.9	13	0	G.Bernard	7	29	4.1	8	1								
A.Rodgers	1	2	2.0	2	0	B.Green-Ellis	8	27	3.4	10	1								
						A.Dalton	2	5	2.5	4	0								
<b>Total</b>	<b>15</b>	<b>57</b>	<b>3.8</b>	<b>13</b>	<b>0</b>	<b>Total</b>	<b>17</b>	<b>61</b>	<b>3.6</b>	<b>10</b>	<b>2</b>								
PASSING										PASSING									
	ATT	CMP	YDS	SK/YD	TD	LG	IN	RT		ATT	CMP	YDS	SK/YD	TD	LG	IN	RT		
A.Rodgers	14	7	64	3/21	0	22	0	62.8	A.Dalton	12	7	67	2/9	0	32	1	39.2		
<b>Total</b>	<b>14</b>	<b>7</b>	<b>64</b>	<b>3/21</b>	<b>0</b>	<b>22</b>	<b>0</b>	<b>62.8</b>	<b>Total</b>	<b>12</b>	<b>7</b>	<b>67</b>	<b>2/9</b>	<b>0</b>	<b>32</b>	<b>1</b>	<b>39.2</b>		
PASS RECEIVING										PASS RECEIVING									
	TAR	REC	YDS	AVG	LG	TD		TAR	REC	YDS	AVG	LG	TD						
J.Nelson	3	2	26	13.0	22	0	M.Sanu	3	3	45	15.0	32	0						
J.Jones	2	2	22	11.0	13	0	J.Gresham	4	3	16	5.3	9	0						
A.Quarless	3	1	10	10.0	10	0	G.Bernard	1	1	6	6.0	6	0						
R.Cobb	3	1	3	3.0	3	0	A.Green	2	0	0	0.0	0	0						
R.Taylor	1	1	3	3.0	3	0	M.Jones	1	0	0	0.0	0	0						
J.Finley	1	0	0	0.0	0	0	T.Eifert	1	0	0	0.0	0	0						
<b>Total</b>	<b>13</b>	<b>7</b>	<b>64</b>	<b>9.1</b>	<b>22</b>	<b>0</b>	<b>Total</b>	<b>12</b>	<b>7</b>	<b>67</b>	<b>9.6</b>	<b>32</b>	<b>0</b>						

Green Bay Packers	Regular Defensive Plays											Special Teams					Misc			
	TKL	AST	COMB	SK	YDS	TFL	Q	IN	PD	FF	FR	TKL	AST	FF	FR	BL	TKL	AST	FF	FR
B.Jones	6	2	8	0	0	1	0	0	0	1	1	0	0	0	0	0	0	0	0	0
A.Hawk	5	3	8	0	0	1	0	0	0	0	1	0	0	0	0	0	0	0	0	0
M.Jennings	2	1	3	1	4	1	1	0	0	0	1	0	0	0	0	0	0	0	0	0
C.Matthews	2	0	2	1	5	0	0	0	0	2	0	0	0	0	0	0	0	0	0	0
<b>Total</b>	<b>15</b>	<b>6</b>	<b>21</b>	<b>2</b>	<b>9</b>	<b>3</b>	<b>1</b>	<b>0</b>	<b>0</b>	<b>3</b>	<b>3</b>	<b>0</b>	<b>0</b>	<b>0</b>	<b>0</b>	<b>0</b>	<b>0</b>	<b>0</b>	<b>0</b>	<b>0</b>





## First Quarter

9/22/2013

## Play By Play

GB wins the coin toss and elects to defer. CIN elects to Receive, and GB elects to defend the north goal.

T.Masthay kicks 65 yards from GB 35 to end zone, Touchback.

## Cincinnati Bengals at 15:00

1-10-CIN 20	(15:00) (Shotgun) A.Dalton scrambles up the middle to CIN 21 for 1 yard (B.Jones).	
2-9-CIN 21	(14:18) B.Green-Ellis right tackle to CIN 31 for 10 yards (A.Hawk; B.Jones).	R1
<u>1-10-CIN 31</u>	(13:44) (Shotgun) B.Green-Ellis right guard to CIN 35 for 4 yards (R.Pickett).	
2-6-CIN 35	(13:19) A.Dalton pass short right to J.Gresham to CIN 43 for 8 yards (T.Williams; M.Jennings).	P2
<u>1-10-CIN 43</u>	(12:38) A.Dalton pass short right to M.Sanu pushed ob at GB 25 for 32 yards (M.Jennings).	P3
<u>1-10-GB 25</u>	(11:59) B.Green-Ellis right tackle to GB 23 for 2 yards (B.Jones).	
2-8-GB 23	(11:14) (Shotgun) A.Dalton scrambles up the middle to GB 19 for 4 yards (N.Perry).	
3-4-GB 19	(10:31) (Shotgun) A.Dalton pass short middle to M.Sanu to GB 5 for 14 yards (M.Hyde).	P4
	<i>Penalty on GB-C.Matthews, Defensive Holding, declined.</i>	
<u>1-5-GB 5</u>	(10:06) G.Bernard left guard to GB 3 for 2 yards (A.Hawk; S.Shields).	
2-3-GB 3	<b>(9:27) G.Bernard right end for 3 yards, TOUCHDOWN.</b>	R5
	M.Nugent extra point is GOOD, Center-C.Harris, Holder-K.Huber.	

<b>GB 0 CIN 7, 10 plays, 80 yards, 5:40 drive, 5:40 elapsed</b>
---

M.Nugent kicks 57 yards from CIN 35 to GB 8. J.Ross MUFFS catch, RECOVERED by CIN-T.Mays at GB 2. T.Mays to GB 2 for no gain (J.Franklin).

## Cincinnati Bengals at 9:20, (1st play from scrimmage 9:12)

1-2-GB 2	<b>(9:12) B.Green-Ellis right guard for 2 yards, TOUCHDOWN.</b>	R6
	M.Nugent extra point is GOOD, Center-C.Harris, Holder-K.Huber.	

<b>GB 0 CIN 14, 1 plays, 2 yards, 0:12 drive, 5:52 elapsed</b>
--

M.Nugent kicks 65 yards from CIN 35 to end zone, Touchback.

## Green Bay Packers at 9:08

1-10-GB 20	(9:08) J.Starks up the middle to GB 33 for 13 yards (R.Nelson).	R1
<u>1-10-GB 33</u>	(8:40) (Shotgun) A.Rodgers pass incomplete short left to R.Cobb (L.Hall).	
2-10-GB 33	(8:36) A.Rodgers pass deep right to J.Nelson to CIN 45 for 22 yards (T.Newman) [M.Johnson].	P2
<u>1-10-CIN 45</u>	(8:13) J.Starks right end to CIN 49 for -4 yards (C.Dunlap).	
2-14-CIN 49	(7:32) (Shotgun) A.Rodgers pass short left to R.Cobb to CIN 46 for 3 yards (A.Jones).	
3-11-CIN 46	(6:57) (Shotgun) A.Rodgers pass incomplete deep middle to J.Finley (G.Iloka). GB-J.Finley was injured during the play.	
4-11-CIN 46	(6:50) T.Masthay punts 38 yards to CIN 8, Center-B.Goode, fair catch by B.Tate.	

## Cincinnati Bengals at 6:43

1-10-CIN 8	(6:43) B.Green-Ellis right tackle to CIN 13 for 5 yards (B.Jones).	
2-5-CIN 13	(6:07) (Shotgun) A.Dalton pass short middle to M.Sanu to CIN 12 for -1 yards (B.Jones). {shovel pass}	
3-6-CIN 12	(5:21) (Shotgun) A.Dalton pass incomplete short right to M.Jones.	
4-6-CIN 12	(5:16) K.Huber punts 46 yards to GB 42, Center-C.Harris, fair catch by J.Ross.	

## Green Bay Packers at 5:09

1-10-GB 42	(5:09) (Shotgun) J.Starks up the middle to GB 45 for 3 yards (R.Mauluga).	
2-7-GB 45	(4:42) (Shotgun) A.Rodgers pass incomplete short right to J.Nelson.	
3-7-GB 45	(4:36) (Shotgun) A.Rodgers sacked at GB 40 for -5 yards (M.Johnson).	
4-12-GB 40	(4:02) T.Masthay punts 55 yards to CIN 5, Center-B.Goode, out of bounds.	
	<i>PENALTY on CIN-C.Peerman, Defensive Holding, 3 yards, enforced at CIN 5.</i>	

## Cincinnati Bengals at 3:53

1-10-CIN 2	(3:53) (Shotgun) A.Dalton pass incomplete short right to T.Eifert (R.Pickett).	
2-10-CIN 2	(3:49) (Shotgun) G.Bernard left guard to CIN 10 for 8 yards (A.Hawk).	
	Timeout #1 by CIN at 03:03.	
3-2-CIN 10	(3:03) (Shotgun) G.Bernard left tackle to CIN 13 for 3 yards (M.Hyde; T.Williams).	R7
<u>1-10-CIN 13</u>	(2:13) (Shotgun) G.Bernard right guard to CIN 17 for 4 yards (N.Perry).	
2-6-CIN 17	(1:36) A.Dalton pass short right to J.Gresham to CIN 16 for -1 yards (A.Hawk).	
3-7-CIN 16	(:51) (Shotgun) A.Dalton pass short left intended for A.Green INTERCEPTED by S.Shields at CIN 27. S.Shields pushed ob at CIN 26 for 1 yard (A.Green).	
	<i>Penalty on CIN-K.Cook, Offensive Holding, declined.</i>	

**Green Bay Packers vs Cincinnati Bengals at Paul Brown Stadium**

**Green Bay Packers at 0:43**

- 1-10-CIN 26 (:43) A.Rodgers pass incomplete short middle to A.Quarless.
- 2-10-CIN 26 (:38) J.Starks right guard to CIN 23 for 3 yards (C.Dunlap).
- 3-7-CIN 23 (:04) (Shotgun) A.Rodgers pass incomplete deep left to R.Cobb.

**END OF QUARTER**

	Score	Time Poss	First Downs				Efficiencies	
			R	P	X	T	3 Down	4 Down
<b>Green Bay Packers</b>	<b>0</b>	<b>4:24</b>	<b>1</b>	<b>1</b>	<b>0</b>	<b>2</b>	<b>0/3</b>	<b>0/0</b>
<b>Cincinnati Bengals</b>	<b>14</b>	<b>10:36</b>	<b>4</b>	<b>3</b>	<b>0</b>	<b>7</b>	<b>2/4</b>	<b>0/0</b>

## Second Quarter

9/22/2013

## Play By Play

Green Bay Packers continued.

4-7-CIN 23 (15:00) M.Crosby 41 yard field goal is GOOD, Center-B.Goode, Holder-T.Masthay.

GB 3 CIN 14, 4 plays, 3 yards, 0:46 drive, 0:03 elapsed

T.Masthay kicks 70 yards from GB 35 to CIN -5. B.Tate to CIN 25 for 30 yards (A.Mulumba).

## Cincinnati Bengals at 14:57, (1st play from scrimmage 14:51)

1-10-CIN 25 (14:51) B.Green-Ellis left guard to CIN 26 for 1 yard (B.Jones).

2-9-CIN 26 (14:12) (Shotgun) A.Dalton pass short middle to J.Gresham to CIN 35 for 9 yards (B.Jones). FUMBLES (B.Jones), RECOVERED by GB-A.Hawk at CIN 37. A.Hawk to CIN 37 for no gain (J.Gresham).

## Green Bay Packers at 14:01

1-10-CIN 37 (14:01) (Shotgun) J.Starks right end to CIN 34 for 3 yards (R.Mauluga).

2-7-CIN 34 (13:32) (Shotgun) A.Rodgers pass incomplete short right to A.Quarless.

3-7-CIN 34 (13:28) (Shotgun) A.Rodgers pass incomplete deep left to J.Jones [M.Johnson].

*PENALTY on GB-D.Bakhtiari, Offensive Holding, 10 yards, enforced at CIN 34 - No Play.*

3-17-CIN 44 (13:21) (Shotgun) A.Rodgers sacked at GB 48 for -8 yards (sack split by M.Johnson and W.Gilberry).

4-25-GB 48 (12:50) T.Masthay punts 37 yards to CIN 15, Center-B.Goode, downed by GB-R.Taylor.

## Cincinnati Bengals at 12:40

1-10-CIN 15 (12:40) G.Bernard left guard to CIN 20 for 5 yards (A.Hawk).

2-5-CIN 20 (12:10) G.Bernard right guard to CIN 24 for 4 yards (A.Hawk).

3-1-CIN 24 (11:31) B.Green-Ellis right guard to CIN 22 for -2 yards (C.Matthews). FUMBLES (C.Matthews), RECOVERED by GB-M.Jennings at CIN 24. M.Jennings for 24 yards, TOUCHDOWN. {Green-Ellis credited with 0 rushing yards due to where fumble was recovered}

## Green Bay Packers at 11:22

M.Crosby extra point is GOOD, Center-B.Goode, Holder-T.Masthay.

GB 10 CIN 14, 0 plays, 24 yards, 0:00 drive, 3:38 elapsed

T.Masthay kicks 70 yards from GB 35 to CIN -5. B.Tate to CIN 27 for 32 yards (J.Lattimore).

## Cincinnati Bengals at 11:22, (1st play from scrimmage 11:14)

1-10-CIN 27 (11:14) A.Dalton pass short right to G.Bernard to CIN 33 for 6 yards (A.Hawk).

2-4-CIN 33 (10:37) (Shotgun) A.Dalton sacked at CIN 29 for -4 yards (M.Jennings).

3-8-CIN 29 (9:53) (Shotgun) A.Dalton sacked at CIN 25 for -4 yards (C.Matthews). FUMBLES (C.Matthews), RECOVERED by GB-B.Jones at CIN 24. B.Jones to CIN 21 for 3 yards (K.Zeitler).

## Green Bay Packers at 9:43

1-10-CIN 21 (9:43) J.Starks left end to CIN 13 for 8 yards (V.Burfict).

2-2-CIN 13 (9:12) (Shotgun) J.Starks left end to CIN 11 for 2 yards (D.Peko). R3

1-10-CIN 11 (8:27) J.Starks left tackle to CIN 10 for 1 yard (C.Dunlap).

2-9-CIN 10 (7:48) A.Rodgers pass incomplete short left to J.Jones.

*PENALTY on CIN-A.Jones, Defensive Holding, 5 yards, enforced at CIN 10 - No Play.* X41-5-CIN 5 (7:41) A.Rodgers pass incomplete short right [C.Dunlap]. {thrown away}

2-5-CIN 5 (7:33) (Shotgun) J.Starks right tackle to CIN 3 for 2 yards (C.Dunlap).

3-3-CIN 3 (6:50) (Shotgun) A.Rodgers scrambles right end pushed ob at CIN 1 for 2 yards (L.Hall; R.Nelson).

4-1-CIN 1 (6:36) M.Crosby 19 yard field goal is GOOD, Center-B.Goode, Holder-T.Masthay.

GB 13 CIN 14, 7 plays, 20 yards, 1 penalty, 3:11 drive, 8:28 elapsed

T.Masthay kicks 65 yards from GB 35 to end zone, Touchback.

## Cincinnati Bengals at 6:32

1-10-CIN 20 (6:32) B.Green-Ellis left tackle to CIN 23 for 3 yards (B.Jones; A.Hawk).

2-7-CIN 23 (5:55) (Shotgun) A.Dalton pass incomplete deep right to A.Green.

3-7-CIN 23 (5:48) (Shotgun) A.Dalton pass incomplete short right to J.Gresham (J.McMillian).

4-7-CIN 23 (5:42) K.Huber punts 55 yards to GB 22, Center-C.Harris, out of bounds.

## Green Bay Packers at 5:35

1-10-GB 22 (5:35) (Shotgun) J.Starks right tackle to GB 29 for 7 yards (B.Thompson).

2-3-GB 29 (5:08) J.Starks left guard to GB 31 for 2 yards (M.Johnson).

3-1-GB 31 (4:37) (Shotgun) A.Rodgers pass short middle to J.Jones to GB 44 for 13 yards (V.Burfict). P5

*PENALTY on CIN-V.Burfict, Unnecessary Roughness, 15 yards, enforced at GB 44.* X61-10-CIN 41 (4:15) (Shotgun) A.Rodgers pass short left to R.Taylor to CIN 38 for 3 yards (L.Hall).

**Green Bay Packers vs Cincinnati Bengals at Paul Brown Stadium**

2-7-CIN 38 (3:40) J.Starks right end to CIN 27 for 11 yards (G.Iloka) R7  
1-10-CIN 27 (3:04) (Shotgun) A.Rodgers pass short right to A.Quarless to CIN 17 for 10 yards (V.Burfict) P8  
1-10-CIN 17 (2:34) (Shotgun) A.Rodgers pass short right to J.Jones to CIN 8 for 9 yards (V.Burfict).  
 2-1-CIN 8 (2:04) (Shotgun) J.Starks right end to CIN 5 for 3 yards (M.Johnson). R9

Two-Minute Warning

1-5-CIN 5 (2:00) (Shotgun) J.Starks right guard to CIN 4 for 1 yard (M.Johnson; V.Burfict).  
 2-4-CIN 4 (1:18) (Shotgun) A.Rodgers sacked at CIN 12 for -8 yards (C.Dunlap).  
 Timeout #1 by GB at 00:30.  
 3-12-CIN 12 (:30) (Shotgun) A.Rodgers pass short right to J.Nelson to CIN 8 for 4 yards (T.Newman).  
 Timeout #2 by GB at 00:03.  
 Timeout #2 by CIN at 00:03.  
 4-8-CIN 8 (:03) **M.Crosby 26 yard field goal is GOOD, Center-B.Goode, Holder-T.Masthay.**

<b>GB 16 CIN 14, 12 plays, 70 yards, 1 penalty, 5:35 drive, 15:00 elapsed</b>
---

**END OF QUARTER**

	Score	Time Poss	First Downs				Efficiencies	
			R	P	X	T	3 Down	4 Down
<b>Green Bay Packers</b>	<b>16</b>	<b>10:10</b>	<b>3</b>	<b>2</b>	<b>2</b>	<b>7</b>	<b>1/4</b>	<b>0/0</b>
<b>Cincinnati Bengals</b>	<b>14</b>	<b>4:50</b>	<b>0</b>	<b>0</b>	<b>0</b>	<b>0</b>	<b>0/3</b>	<b>0/0</b>

## Third Quarter

9/22/2013

## Play By Play

GB elects to Receive, and CIN elects to defend the South goal.

M.Nugent kicks 65 yards from CIN 35 to end zone, Touchback.

## Green Bay Packers at 15:00

1-10-GB 20	(15:00) (Shotgun) A.Rodgers pass deep middle to R.Cobb to GB 46 for 26 yards (G.Iloka).	P10
<u>1-10-GB 46</u>	(14:29) (Shotgun) A.Rodgers pass short left to J.Nelson pushed ob at CIN 47 for 7 yards (A.Jones).	
2-3-CIN 47	(14:12) (Shotgun) J.Franklin left guard to CIN 42 for 5 yards (V.Burfict).	R11
<u>1-10-CIN 42</u>	(13:31) (Shotgun) A.Rodgers pass incomplete short middle to R.Cobb (L.Hall).	
2-10-CIN 42	(13:27) (Shotgun) A.Rodgers pass incomplete short left to R.Taylor.	
3-10-CIN 42	(13:22) (Shotgun) A.Rodgers pass incomplete short left to R.Taylor [R.Nelson]. <i>PENALTY on CIN-R.Nelson, Roughing the Passer, 15 yards, enforced at CIN 42 - No Play.</i>	X12
<u>1-10-CIN 27</u>	(13:18) (Shotgun) A.Rodgers pass incomplete short left to A.Quarless. <i>PENALTY on CIN-V.Burfict, Defensive Holding, 5 yards, enforced at CIN 27 - No Play.</i>	X13
<u>1-10-CIN 22</u>	(13:13) J.Franklin right guard to CIN 17 for 5 yards (V.Burfict).	
2-5-CIN 17	(12:46) (Shotgun) J.Franklin right end to CIN 9 for 8 yards (R.Nelson; G.Iloka).	R14
<u>1-9-CIN 9</u>	(12:19) (Shotgun) A.Rodgers pass short left to J.Franklin to CIN 2 for 7 yards (V.Burfict).	
2-2-CIN 2	<b>(11:44) J.Franklin left end for 2 yards, TOUCHDOWN.</b> M.Crosby extra point is GOOD, Center-B.Goode, Holder-T.Masthay.	R15

**GB 23 CIN 14, 9 plays, 80 yards, 2 penalties, 3:20 drive, 3:20 elapsed**

T.Masthay kicks 68 yards from GB 35 to CIN -3. B.Tate to CIN 24 for 27 yards (R.Francois). FUMBLES (R.Francois), recovered by CIN-C.Peerman at CIN 24. C.Peerman to CIN 24 for no gain (T.Masthay).

## Cincinnati Bengals at 11:40, (1st play from scrimmage 11:32)

1-10-CIN 24	(11:32) (Shotgun) A.Dalton pass short right to G.Bernard to CIN 24 for no gain (T.Williams).	
2-10-CIN 24	(10:52) (Shotgun) A.Dalton pass short middle to T.Eifert to CIN 31 for 7 yards (B.Jones).	
3-3-CIN 31	(10:08) (Shotgun) A.Dalton pass short right to A.Green to CIN 37 for 6 yards (S.Shields).	P8
<u>1-10-CIN 37</u>	(9:31) B.Green-Ellis left tackle to CIN 37 for no gain (M.Daniels).	
2-10-CIN 37	(8:54) (Shotgun) A.Dalton pass short right to M.Sanu to GB 40 for 23 yards (N.Perry; T.Williams).	P9
<u>1-10-GB 40</u>	(8:18) (Shotgun) B.Green-Ellis right guard to GB 38 for 2 yards (J.Jolly).	
2-8-GB 38	(7:38) (Shotgun) A.Dalton pass incomplete deep right to A.Green [T.Williams].	
3-8-GB 38	(7:31) (Shotgun) A.Dalton pass incomplete short right to M.Sanu.	
4-8-GB 38	(7:26) K.Huber punts 30 yards to GB 8, Center-C.Harris, fair catch by R.Cobb.	

## Green Bay Packers at 7:18

1-10-GB 8	(7:18) (Shotgun) A.Rodgers pass short left to J.Jones to GB 13 for 5 yards (A.Jones).	
2-5-GB 13	(6:45) (Shotgun) J.Franklin left end to CIN 36 for 51 yards (L.Hall).	R16
<u>1-10-CIN 36</u>	(6:16) (Shotgun) A.Rodgers pass deep right to J.Nelson ran ob at CIN 6 for 30 yards.	P17
<u>1-6-CIN 6</u>	(6:00) J.Franklin right end to CIN 7 for -1 yards (T.Newman).	
2-7-CIN 7	<b>(5:36) A.Rodgers pass short left to J.Jones for 7 yards, TOUCHDOWN [M.Johnson].</b> <i>Penalty on CIN-J.Harrison, Defensive Offside, declined.</i> M.Crosby extra point is GOOD, Center-B.Goode, Holder-T.Masthay. <i>PENALTY on GB-R.Taylor, Personal Foul, 15 yards, enforced between downs.</i>	P18

**GB 30 CIN 14, 5 plays, 92 yards, 1:48 drive, 9:30 elapsed**

T.Masthay kicks 67 yards from GB 20 to CIN 13. B.Tate to CIN 35 for 22 yards (J.Lattimore; A.Mulumba).

## Cincinnati Bengals at 5:30, (1st play from scrimmage 5:19)

1-10-CIN 35	(5:19) (Shotgun) A.Dalton pass short left to M.Jones to CIN 40 for 5 yards (D.House).	
2-5-CIN 40	(4:44) (Shotgun) A.Dalton pass short right to A.Green to CIN 48 for 8 yards (S.Shields). <i>PENALTY on GB-N.Perry, Unnecessary Roughness, 15 yards, enforced at CIN 48.</i>	P10 X11
<u>1-10-GB 37</u>	(4:21) (Shotgun) G.Bernard right guard to GB 20 for 17 yards (C.Banjo).	R12
<u>1-10-GB 20</u>	<b>(3:55) A.Dalton pass deep right to A.Green for 20 yards, TOUCHDOWN.</b> M.Nugent extra point is GOOD, Center-C.Harris, Holder-K.Huber.	P13

**GB 30 CIN 21, 4 plays, 65 yards, 1 penalty, 1:40 drive, 11:10 elapsed**

M.Nugent kicks 64 yards from CIN 35 to GB 1, out of bounds.

## Green Bay Packers at 3:50



**Green Bay Packers vs Cincinnati Bengals at Paul Brown Stadium**

- 1-10-GB 40 (3:50) (Shotgun) J.Franklin left end to GB 47 for 7 yards (R.Mauluga).
- 2-3-GB 47 (3:19) (Shotgun) A.Rodgers pass incomplete deep right to J.Jones.
- 3-3-GB 47 (3:10) (Shotgun) A.Rodgers pass short middle intended for J.Jones INTERCEPTED by T.Newman at CIN 45. T.Newman to GB 46 for 9 yards (J.Boykin).

**Cincinnati Bengals at 3:01**

- 1-10-GB 46 (3:01) (Shotgun) A.Dalton pass short left to J.Gresham pushed ob at GB 35 for 11 yards (B.Jones). P14
- 1-10-GB 35 (2:32) (Shotgun) A.Dalton sacked at GB 43 for -8 yards (T.Williams).
- 2-18-GB 43 (1:58) (Shotgun) A.Dalton pass short right to G.Bernard to GB 31 for 12 yards (M.Jennings).
- 3-6-GB 31 (1:10) (Shotgun) A.Dalton sacked at GB 34 for -3 yards (M.Daniels).
- Timeout #1 by CIN at 00:32.
- 4-9-GB 34 (:32) M.Nugent 52 yard field goal is No Good, Wide Left, Center-C.Harris, Holder-K.Huber.

**Green Bay Packers at 0:27**

- 1-10-GB 42 (:27) A.Rodgers scrambles left end ran ob at CIN 40 for 18 yards (R.Mauluga). R19

**END OF QUARTER**

		<b>Time Poss</b>	<b>First Downs</b>				<b>Efficiencies</b>	
	<b>Score</b>		<b>R</b>	<b>P</b>	<b>X</b>	<b>T</b>	<b>3 Down</b>	<b>4 Down</b>
<b>Green Bay Packers</b>	<b>30</b>	<b>6:24</b>	<b>5</b>	<b>3</b>	<b>2</b>	<b>10</b>	<b>0/1</b>	<b>0/0</b>
<b>Cincinnati Bengals</b>	<b>21</b>	<b>8:36</b>	<b>1</b>	<b>5</b>	<b>1</b>	<b>7</b>	<b>1/3</b>	<b>0/0</b>

## Fourth Quarter

9/22/2013

## Play By Play

Green Bay Packers continued.

1-10-CIN 40 (15:00) (Shotgun) A.Rodgers pass short right to R.Cobb to CIN 33 for 7 yards (M.Johnson).  
 2-3-CIN 33 (14:29) A.Rodgers pass short middle to J.Franklin to CIN 27 for 6 yards (R.Mauluga). P20  
1-10-CIN 27 (13:48) (Shotgun) A.Rodgers pass deep right intended for R.Cobb INTERCEPTED by L.Hall at CIN 5. L.Hall to CIN 5 for no gain (R.Cobb).

## Cincinnati Bengals at 13:41

1-10-CIN 5 (13:41) (Shotgun) A.Dalton pass short left to G.Bernard pushed ob at CIN 36 for 31 yards (C.Banjo). P15  
1-10-CIN 36 (13:13) (Shotgun) G.Bernard up the middle to CIN 38 for 2 yards (A.Hawk).  
 2-8-CIN 38 (12:35) (Shotgun) A.Dalton pass incomplete deep right to A.Green.  
 3-8-CIN 38 (12:29) (Shotgun) A.Dalton pass short left to M.Jones pushed ob at GB 40 for 22 yards (T.Williams). P16  
*PENALTY on GB-T.Williams, Unnecessary Roughness, 15 yards, enforced at GB 40.* X17  
1-10-GB 25 (12:14) (Shotgun) G.Bernard right tackle to GB 23 for 2 yards (B.Jones).  
 2-8-GB 23 (11:38) (Shotgun) A.Dalton pass short right to A.Green pushed ob at GB 11 for 12 yards (S.Shields). P18  
1-10-GB 11 (11:04) (Shotgun) A.Dalton pass short left to M.Jones for 11 yards, TOUCHDOWN. P19  
 M.Nugent extra point is Blocked (D.Jones), Center-C.Harris, Holder-K.Huber.

<b>GB 30 CIN 27, 7 plays, 95 yards, 1 penalty, 2:46 drive, 4:05 elapsed</b>
---

M.Nugent kicks 65 yards from CIN 35 to GB 0. J.Ross to GB 21 for 21 yards (J.DiManche).

## Green Bay Packers at 10:55, (1st play from scrimmage 10:49)

1-10-GB 21 (10:49) J.Franklin right guard to GB 33 for 12 yards (V.Burfict). R21  
1-10-GB 33 (10:06) J.Franklin up the middle to GB 36 for 3 yards (R.Mauluga).  
 2-7-GB 36 (9:24) A.Rodgers scrambles right guard to GB 40 for 4 yards (W.Gilberry).  
 3-3-GB 40 (8:48) (Shotgun) A.Rodgers pass short left to J.Franklin to 50 for 10 yards (A.Jones). P22  
1-10-50 (8:14) A.Rodgers pass short right to A.Quarless to CIN 46 for 4 yards (R.Mauluga).  
 2-6-CIN 46 (7:31) (Shotgun) A.Rodgers pass short right to J.Nelson to CIN 44 for 2 yards (T.Newman).  
 3-4-CIN 44 (6:47) (Shotgun) A.Rodgers pass short right to J.Nelson to CIN 39 for 5 yards (T.Newman). P23  
1-10-CIN 39 (6:01) J.Franklin left end to CIN 35 for 4 yards (D.Still).  
 Timeout #1 by GB at 05:14.  
 2-6-CIN 35 (5:14) A.Rodgers sacked at CIN 41 for -6 yards (D.Peko, C.Dunlap).  
 3-12-CIN 41 (4:34) (Shotgun) A.Rodgers pass short right to R.Cobb to CIN 29 for 12 yards (L.Hall).  
 Cincinnati challenged the runner was down by contact ruling, and the play was REVERSED.  
 (Shotgun) A.Rodgers pass short right to R.Cobb to CIN 30 for 11 yards (L.Hall).  
 4-1-CIN 30 (4:01) J.Franklin right guard to CIN 30 for no gain (M.Johnson). FUMBLES (M.Johnson), RECOVERED by CIN-R.Nelson at CIN 29.  
 R.Nelson to CIN 35 for 6 yards (A.Quarless). FUMBLES (A.Quarless), recovered by CIN-T.Newman at CIN 42. T.Newman for 58 yards,  
 TOUCHDOWN.

## Cincinnati Bengals at 3:47

M.Nugent extra point is GOOD, Center-C.Harris, Holder-K.Huber.

<b>GB 30 CIN 34, 0 plays, 71 yards, 0:00 drive, 11:13 elapsed</b>
---

M.Nugent kicks 65 yards from CIN 35 to end zone, Touchback.

## Green Bay Packers at 3:47

1-10-GB 20 (3:47) (Shotgun) A.Rodgers pass short right to R.Cobb to GB 27 for 7 yards (T.Mays).  
 2-3-GB 27 (3:21) (Shotgun) J.Franklin right tackle to GB 32 for 5 yards (R.Mauluga). R24  
1-10-GB 32 (2:50) (Shotgun) A.Rodgers pass short right to A.Quarless to GB 39 for 7 yards (V.Burfict).  
 2-3-GB 39 (2:21) (Shotgun) A.Rodgers pass short right to R.Taylor pushed ob at GB 47 for 8 yards (C.Dunlap). P25  
1-10-GB 47 (2:15) (Shotgun) J.Franklin right guard to GB 49 for 2 yards (W.Gilberry).

## Two-Minute Warning

2-8-GB 49 (2:00) (Shotgun) A.Rodgers pass incomplete short right to R.Cobb (C.Dunlap). {knocked down at the line of scrimmage}  
 3-8-GB 49 (1:56) (Shotgun) A.Rodgers pass short right to J.Ross to CIN 43 for 8 yards (V.Burfict). P26  
1-10-CIN 43 (1:50) (Shotgun) A.Rodgers pass incomplete short left to J.Ross.  
 2-10-CIN 43 (1:46) (Shotgun) A.Rodgers pass deep right to J.Nelson pushed ob at CIN 25 for 18 yards (T.Newman). P27  
1-10-CIN 25 (1:40) (Shotgun) A.Rodgers pass incomplete deep left to J.Jones.  
 2-10-CIN 25 (1:34) (Shotgun) A.Rodgers pass short left to J.Nelson pushed ob at CIN 20 for 5 yards (T.Mays).  
 3-5-CIN 20 (1:29) (Shotgun) A.Rodgers pass incomplete short right to R.Cobb (C.Dunlap). {knocked down at the line of scrimmage}  
 Timeout #2 by GB at 01:25.

**Green Bay Packers vs Cincinnati Bengals at Paul Brown Stadium**

Timeout #2 by CIN at 01:25.

4-5-CIN 20 (1:25) (Shotgun) A.Rodgers pass incomplete short left to J.Jones (M.Johnson). {tipped at the line of scrimmage}

**Cincinnati Bengals at 1:21**

1-10-CIN 20 (1:21) A.Dalton kneels to CIN 20 for no gain.

2-10-CIN 20 (:40) A.Dalton kneels to CIN 18 for -2 yards.

**END OF QUARTER**

	Score	Time Poss	First Downs				Efficiencies	
			R	P	X	T	3 Down	4 Down
<b>Green Bay Packers</b>	<b>30</b>	<b>10:53</b>	<b>2</b>	<b>6</b>	<b>0</b>	<b>8</b>	<b>3/5</b>	<b>0/2</b>
<b>Cincinnati Bengals</b>	<b>34</b>	<b>4:07</b>	<b>0</b>	<b>4</b>	<b>1</b>	<b>5</b>	<b>1/1</b>	<b>0/0</b>

# Miscellaneous Statistics Report

Green Bay Packers vs Cincinnati Bengals  
9/22/2013 at Paul Brown Stadium

## Ten Longest Plays for Green Bay Packers

Yards	Qtr	Play Start	Play Description
51	3	2-5-GB 13	(6:45) (Shotgun) J.Franklin left end to CIN 36 for 51 yards (L.Hall).
30	3	1-10-CIN 36	(6:16) (Shotgun) A.Rodgers pass deep right to J.Nelson ran ob at CIN 6 for 30 yards.
28	2	3-1-GB 31	(4:37) (Shotgun) A.Rodgers pass short middle to J.Jones to GB 44 for 13 yards (V.Burfict). PENALTY on CIN-V.Burfict, Unnecessary Roughness, 15 yards, enforced at GB 44.
26	3	1-10-GB 20	(15:00) (Shotgun) A.Rodgers pass deep middle to R.Cobb to GB 46 for 26 yards (G.Iloka).
22	1	2-10-GB 33	(8:36) A.Rodgers pass deep right to J.Nelson to CIN 45 for 22 yards (T.Newman) [M.Johnson].
18	3	1-10-GB 42	(:27) A.Rodgers scrambles left end ran ob at CIN 40 for 18 yards (R.Mauluga).
18	4	2-10-CIN 43	(1:46) (Shotgun) A.Rodgers pass deep right to J.Nelson pushed ob at CIN 25 for 18 yards (T.Newman).
13	1	1-10-GB 20	(9:08) J.Starks up the middle to GB 33 for 13 yards (R.Nelson).
12	4	1-10-GB 21	(10:49) J.Franklin right guard to GB 33 for 12 yards (V.Burfict).
11	2	2-7-CIN 38	(3:40) J.Starks right end to CIN 27 for 11 yards (G.Iloka).

## Ten Longest Plays for Cincinnati Bengals

Yards	Qtr	Play Start	Play Description
37	4	3-8-CIN 38	(12:29) (Shotgun) A.Dalton pass short left to M.Jones pushed ob at GB 40 for 22 yards (T.Williams).
32	1	1-10-CIN 43	(12:38) A.Dalton pass short right to M.Sanu pushed ob at GB 25 for 32 yards (M.Jennings).
31	4	1-10-CIN 5	(13:41) (Shotgun) A.Dalton pass short left to G.Bernard pushed ob at CIN 36 for 31 yards (C.Banjo).
23	3	2-10-CIN 37	(8:54) (Shotgun) A.Dalton pass short right to M.Sanu to GB 40 for 23 yards (N.Perry; T.Williams).
23	3	2-5-CIN 40	(4:44) (Shotgun) A.Dalton pass short right to A.Green to CIN 48 for 8 yards (S.Shields).
20	3	1-10-GB 20	(3:55) A.Dalton pass deep right to A.Green for 20 yards, TOUCHDOWN.
17	3	1-10-GB 37	(4:21) (Shotgun) G.Bernard right guard to GB 20 for 17 yards (C.Banjo).
14	1	3-4-GB 19	(10:31) (Shotgun) A.Dalton pass short middle to M.Sanu to GB 5 for 14 yards (M.Hyde).
12	3	2-18-GB 43	(1:58) (Shotgun) A.Dalton pass short right to G.Bernard to GB 31 for 12 yards (M.Jennings).
12	4	2-8-GB 23	(11:38) (Shotgun) A.Dalton pass short right to A.Green pushed ob at GB 11 for 12 yards (S.Shields).

## Touchdown Scoring Information

		Offense	Defense	Special Teams
<b>VISITOR</b>	Green Bay Packers	2	1	0
<b>HOME</b>	Cincinnati Bengals	4	1	0

## Player Scoring Information

Club	Player	TD	Rush TD	Rec TD	KO TD	Punt TD	Int TD	Fum TD	Misc TD	FG	XP	2Pt Rush	2Pt Rec	Sfty	Points
GB	M.Crosby	0	0	0	0	0	0	0	0	3	3	0	0	0	12
GB	J.Franklin	0	1	0	0	0	0	0	0	0	0	0	0	0	6
GB	J.Jones	0	0	1	0	0	0	0	0	0	0	0	0	0	6
CIN	B.Green-Ellis	0	1	0	0	0	0	0	0	0	0	0	0	0	6
CIN	G.Bernard	0	1	0	0	0	0	0	0	0	0	0	0	0	6
CIN	M.Jones	0	0	1	0	0	0	0	0	0	0	0	0	0	6
CIN	A.Green	0	0	1	0	0	0	0	0	0	0	0	0	0	6
CIN	T.Newman	0	0	0	0	0	0	1	0	0	0	0	0	0	6
CIN	M.Nugent	0	0	0	0	0	0	0	0	0	4	0	0	0	4

## Possession Detail

	First Half		Second Half		Game	
	Visitor	Home	Visitor	Home	Visitor	Home
Largest Lead	2	14	16	4	16	14
Drives Leading	0	7	5	1	5	8
Time of Possession Leading	0:00	9:46	14:51	1:21	14:51	11:07
Largest Deficit	-14	-2	-4	-16	-14	-16
Drives Trailing	6	0	1	4	7	4
Time of Possession Trailing	14:34	0:00	2:26	11:22	17:00	11:22
Times Score Tied Up		0		0		0
Lead Changes		2		1		3

# Playtime Percentage

Percent of playtime per player on offense, defense and special teams

## Green Bay Packers

## Cincinnati Bengals

		Offense	Defense	Special Teams				Offense	Defense	Special Teams	
T Lang	G	81	100%	6	20%	C Boling	G	56	100%	6	20%
J Sitton	G	81	100%	6	20%	K Zeitler	G	56	100%	6	20%
D Barclay	T	81	100%	6	20%	A Smith	T	56	100%	6	20%
D Bakhtiari	T	81	100%	6	20%	A Whitworth	T	56	100%	6	20%
E Dietrich-Smith	C	81	100%			K Cook	C	56	100%		
A Rodgers	QB	81	100%			A Dalton	QB	56	100%		
J Jones	WR	81	100%			A Green	WR	55	98%		
J Nelson	WR	80	99%			J Gresham	TE	53	95%	6	20%
R Cobb	WR	79	98%	2	7%	M Sanu	WR	53	95%		
J Franklin	RB	43	53%	10	33%	M Jones	WR	30	54%	10	33%
A Quarless	TE	43	53%	6	20%	T Eifert	TE	30	54%	6	20%
R Taylor	TE	34	42%	17	57%	G Bernard	RB	30	54%		
J Starks	RB	32	40%			B Green-Ellis	RB	23	41%		
J Finley	TE	6	7%			B Tate	WR	3	5%	9	30%
J Ross	WR	4	5%	9	30%	A Smith	TE	2	4%	18	60%
J Boykin	WR	3	4%	17	57%	D Peko	NT	1	2%	41	51%
B Jones	LB		56 100%	3	10%	T Newman	CB		81 100%	12	40%
T Williams	CB		56 100%			R Nelson	FS		81 100%	11	37%
C Banjo	FS		54 96%	12	40%	V Burfict	LB		81 100%	6	20%
S Shields	CB		53 95%			G Iloka	SS		81 100%		
M Jennings	SS		52 93%	6	20%	A Jones	CB		80 99%		
N Perry	LB		48 86%	7	23%	C Dunlap	DE		71 88%	6	20%
A Hawk	LB		48 86%	1	3%	M Johnson	DE		70 86%	6	20%
D House	CB		35 62%	21	70%	R Maualuga	LB		69 85%		
M Neal	DE		35 62%	7	23%	L Hall	CB		68 84%	6	20%
B Raji	DT		32 57%	1	3%	G Atkins	DT		68 84%		
C Matthews	LB		26 46%			W Gilberry	DE		42 52%	12	40%
R Pickett	NT		25 45%	1	3%	T Mays	SS		25 31%	18	60%
M Daniels	DE		22 39%	12	40%	B Thompson	NT		15 19%		
J Jolly	DE		18 32%	7	23%	D Still	DT		13 16%		
M Hyde	CB		15 27%	21	70%	J Harrison	LB		5 6%	6	20%
J McMillian	SS		14 25%	10	33%	V Rey	LB			24	80%
C Wilson	DE		11 20%			S Williams	SS			24	80%
D Jones	DE		10 18%	6	20%	O Charles	TE			18	60%
A Mulumba	LB		6 11%	17	57%	C Peerman	RB			18	60%
R Francois	LB			23	77%	J DiManche	LB			18	60%
J Lattimore	LB			20	67%	M Nugent	K			12	40%
S Barrington	LB			17	57%	C Lewis-Harris	DB			11	37%
T Masthay	P			15	50%	K Huber	P			9	30%
G Van Roten	G			12	40%	C Harris	LS			9	30%
B Goode	LS			9	30%	D Sanzenbacher	WR			7	23%
M Newhouse	T			6	20%	C Marsh	CB			6	20%
M Crosby	K			6	20%	D Roland	T			6	20%
B Bostick	TE			4	13%						
N Palmer	LB			1	3%						