



PACKERS



BALTIMORE
RAVENS

PACKERS WEEKLY MEDIA INFORMATION PACKET

GREEN BAY PACKERS VS BALTIMORE RAVENS
SUNDAY, OCTOBER 13, 2013 @ 12 NOON CDT - M&T BANK STADIUM



THE DOPE SHEET

OFFICIAL PROGRAM AND PUBLICATION, ACME-PACKERS FOOTBALL TEAM.

Packers Public Relations • Lambeau Field Atrium • 1265 Lombardi Avenue • Green Bay, WI 54304 • 920/569-7500 • 920/569-7201 fax
Jason Wahlers, Aaron Popkey, Sarah Quick, Tom Fanning, Jonathan Butnick

VOL. XV; NO. 12

GREEN BAY, OCT. 8, 2013

WEEK 6

GREEN BAY (2-2) AT BALTIMORE (3-2)
Sunday, Oct. 13 • M&T Bank Stadium • Noon CDT

GREEN BAY HEADS EAST TO TAKE ON THE RAVENS

The Packers will travel to Baltimore in Week 6 to face the Ravens, only the second time (also 2005) that the teams have met in Baltimore in the history of the series.



- ▶ Green Bay improved to 2-2 on the season with a 22-9 victory over the Lions at Lambeau Field in Week 5, the Packers' 22nd straight regular-season win against Detroit in the state of Wisconsin (an NFL record). It was Green Bay's ninth consecutive home win in the regular season and its 22nd victory in its last 23 at home.
- ▶ This marks the seventh consecutive season (2007-13) that the Packers have had a .500 record or better through four games.
- ▶ Sunday will be just the fifth meeting between the clubs since the Ravens, who moved to Baltimore from Cleveland following the 1995 season, launched their franchise in 1996.
- ▶ The Packers and Ravens last met in December 2009 in a *Monday Night Football* contest at Lambeau Field. The teams also squared off in 1998 and 2001 in Green Bay.
- ▶ Sunday's meeting will feature two of the three teams in the NFL to earn a playoff berth each of the last four seasons (2009-12), with New England the only other club to accomplish the feat over that span. Green Bay is tied for No. 2 in the NFL with 49 regular-season wins since '09 and Baltimore is tied for No. 4 in the league over that span with 46 victories.
- ▶ This will be the fourth time in the opening five contests that the Packers have faced a 2012 playoff team (San Francisco, Washington, Cincinnati).
- ▶ For Green Bay, it will mark the second consecutive season that it has faced the defending Super Bowl champions away from Lambeau Field. In 2012, the Packers traveled to take on the N.Y. Giants in Week 12.
- ▶ When the Packers hosted Baltimore in 2001, the Ravens were also the defending Super Bowl champions. Green Bay beat the Ravens, 31-23, in that meeting.
- ▶ This will be Green Bay's 22nd game against the defending Super Bowl champions in franchise history (two contests vs. Chicago in 1986). Nine of the last 10 games have been road contests for the Packers.
- ▶ With the Packers having already faced San Francisco in Week 1, this will mark the 10th time that Green Bay has played both Super Bowl participants from the previous season.
- ▶ For Green Bay, this will be the first of back-to-back games against an AFC North club, with the Packers hosting the Browns in Week 7. When the Packers face Cleveland next week, it will be their third AFC North contest in a four-game span (Week 3 at Cincinnati).
- ▶ Including their meeting with Pittsburgh in Super Bowl XLV, the Packers have won seven of their last 10 games against AFC foes.
- ▶ Green Bay enters Sunday's game having won 11 of its last 18 regular-season road games. The Packers will be facing a Baltimore club that has emerged victorious in 26 of its last 29 regular-season contests at home.

WITH THE CALL

FOX Sports, now in its 20th season as an NFL network television partner, will broadcast the game to a regional audience.



- ▶ Play-by-play man **Kenny Albert** and color analyst **Daryl Johnston** will have the call from the broadcast booth with **Tony Siragusa** reporting from the sidelines.
- ▶ Milwaukee's WTMJ (620 AM), airing Green Bay games since 1929, heads up the 50-station Packers Radio Network, with **Wayne Larrivee** (play-by-play) and two-time Packers Pro Bowler **Larry McCarren** (color) calling the action. The duo is in its 15th season of broadcasts together across the Packers Radio Network, which covers 42 markets in six states.
- ▶ WestwoodOne Sports will air the game across the country. **Dave Sims** (play-by-play) and **Mark Malone** (analyst) will call the action with **Scott Graham** hosting the pregame and halftime shows.
- ▶ The broadcast is also available on SiriusXM Satellite Radio (WTMJ feed) as part of the network's NFL Sunday Drive.
- ▶ DIRECTV subscribers can watch the game in HD on Channel 704.

REGULAR SEASON

Date	Opponent	Time (CT)	TV
Sun., Sept. 8	at San Francisco 49ers	L, 28-34	(69,732)
Sun., Sept. 15	WASHINGTON REDSKINS	.W, 38-20	(78,020)
Sun., Sept. 22	at Cincinnati Bengals	L, 30-34	(64,633)
Sun., Sept. 29	Open Date		
Sun., Oct. 6	DETROIT LIONS (Gold Pkg.)	.W, 22-9	(78,200)
Sun., Oct. 13	at Baltimore Ravens	12 p.m.	FOX
Sun., Oct. 20	CLEVELAND BROWNS	3:25 p.m.	CBS
Sun., Oct. 27	at Minnesota Vikings	7:30 p.m.	NBC
Mon., Nov. 4	CHICAGO BEARS	7:40 p.m.	ESPN
Sun., Nov. 10	PHILADELPHIA EAGLES (Gold Pkg.)	12 p.m.	FOX
Sun., Nov. 17	at New York Giants	*7:30 p.m.	NBC
Sun., Nov. 24	MINNESOTA VIKINGS	*12 p.m.	FOX
Thu., Nov. 28	at Detroit Lions	11:30 a.m.	FOX
Sun., Dec. 8	ATLANTA FALCONS	*7:30 p.m.	NBC
Sun., Dec. 15	at Dallas Cowboys	*3:25 p.m.	FOX
Sun., Dec. 22	PITTSBURGH STEELERS	*3:25 p.m.	CBS
Sun., Dec. 29	at Chicago Bears	*12 p.m.	FOX

*—Start time and broadcast may shift due to NFL flexible scheduling

NFL POSTSEASON DATES

Jan. 4-5	AFC and NFC Wild Card Playoffs
Jan. 11-12	AFC and NFC Divisional Playoffs
Jan. 19	AFC and NFC Championship Games
Jan. 26	AFC-NFC Pro Bowl
Feb. 2	Super Bowl XLVIII, MetLife Stadium, New York/New Jersey





PACKERS AT RAVENS – WEEK 6

GROUND GAME COMING AROUND

Green Bay rushed for 180 yards on 33 carries (5.5 avg.) vs. Detroit, the Packers' third straight game with at least 135 rushing yards. It marked the first time they had accomplished that feat since Weeks 13-15 of 2006.

► It was also the first time Green Bay posted back-to-back 180-yard games since it registered four straight in Weeks 9-12 of 2003. Two of the Packers' top three rushing performances since 2009 have come in the last two games:

<u>Opponent</u>	<u>Rushing Yards</u>
1. at Cleveland, 10/25/09	202
2. at Cincinnati, 9/22/13	182
3. vs. Detroit, 10/6/13	180

► In four games this season, the Packers have rushed for 564 yards on 106 carries (5.32 avg). Green Bay ranks No. 5 in the NFL through Week 5 in rushing yards per game:

<u>Team</u>	<u>Rushing Yards (Per Game)</u>
1. Philadelphia	186.6
2. Seattle	159.0
3. Buffalo	152.6
4. Indianapolis	142.0
5. Green Bay	141.0

► For the Packers, it marks the first time that they have ranked in the top five in the league in rushing at any point in the season since they finished the 2003 season ranked No. 3 in the league.

► Since Week 2, Green Bay has averaged 167.0 yards per game on the ground, No. 3 in the league over that span:

<u>Team</u>	<u>Rushing Yards (Per Game)</u>
1. Seattle	181.3
2. Philadelphia	167.5
3. Green Bay	167.0

► Green Bay's average of 5.32 yards per carry this season ranks No. 2 in the NFL through Week 5:

<u>Team</u>	<u>Rushing Avg.</u>
1. Philadelphia	5.59
2. Green Bay	5.32
3. Washington	4.76
4. Oakland	4.74
5. Indianapolis	4.70

► Rookie RB **Eddie Lacy** had 99 yards on 23 carries (4.3 avg.) on Sunday vs. Detroit, as the Packers just missed having a different RB rush for 100 yards in three consecutive games.

► RB **James Starks** posted 132 yards vs. Washington in Week 2 and RB **Johnathan Franklin** recorded 103 yards at Cincinnati in Week 3. The Packers have had three RBs rush for 100 yards in a game in a season only four times in their franchise history (1961, 1979, 1985, 2006).

RACKING UP YARDS

Green Bay posted 580 yards of total offense in Week 2 against the Redskins, the second-best performance in team history behind only a 628-yard effort at Philadelphia on Nov. 11, 1962.

► Through Week 5, the Packers have generated 1,813 yards of total offense, an average of 453.3 yards per game that ranks No. 3 in the NFL:

<u>Team</u>	<u>Yards Per Game</u>
1. Denver	489.8
2. Philadelphia	454.8
3. Green Bay	453.3

► The Packers' 1,813 yards of offense this season are the **most through four games in franchise history**. A look at the top yardage totals in team annals through the first four contests:

<u>Season</u>	<u>Yards (First Four Games)</u>
1. 2013	1,813
2. 2011	1,717
3. 1989	1,701

► The Packers have posted at least 385 yards of total offense in seven consecutive regular-season games, which is tied for the longest streak in franchise history (2011, Weeks 1-7).

► Green Bay is averaging 312.3 passing yards per game this season, good for No. 4 in the league:

<u>Team</u>	<u>Passing Yards Per Game</u>
1. Denver	373.8
2. New Orleans	326.8
3. Atlanta	316.5
4. Green Bay	312.3

► Combined with a ground game that ranks No. 5 in the NFL through Week 5, the Packers are the only team in the NFL to rank in the top 10 in both passing and rushing offense this season.

STAT OF THE WEEK

► In Sunday's 22-9 victory vs. Detroit, the Packers got a spark from a pair of big plays from wide receivers, an 83-yard TD catch by **James Jones** and a 67-yard run by **Randall Cobb**.

► According to the Elias Sports Bureau, the Packers became the first NFL team to register an 80-yard pass and a 65-yard run in the same game since the Los Angeles Raiders did so vs. Cincinnati on Nov. 5, 1989 (RB Bo Jackson, 92-yard TD run; WR Willie Gault, 82-yard TD catch).

► For the Packers, it marked the **first time in the Super Bowl era** that they had accomplished that feat in a game.

► Cobb's run was the longest by a Green Bay wide receiver since James Lofton's 83-yard TD run at the N.Y. Giants on Sept. 20, 1982. It was the longest by an NFL wide receiver since Oakland's Jacoby Ford scored on a 71-yard run vs. Denver on Dec. 19, 2010.

► With the 67-yard run, Cobb joined Bears RB Gale Sayers as the **only players in NFL history** to register a 60-yard run, a 60-yard catch, a 100-yard kickoff return and an 80-yard punt return in their first three seasons in the league.



PACKERS AT RAVENS – WEEK 6

YAC FOR THE PACK

In QB **Aaron Rodgers'** franchise-record-tying 480-yard passing day against the Redskins in Week 2 at Lambeau Field, 295 of those yards came after the catch.

- ▶ According to STATS LLC, it was the most yards after catch registered in a game by an NFL team since STATS began recording the statistic in 1993.
- ▶ A look at the top five single-game performances when it comes to yards after the catch in the NFL since 1993:

<u>Team</u>	<u>Yards After Catch</u>
1. Green Bay, vs. Was. (9/15/13)	295
2. New Orleans, at Dal. (12/23/12)	281
3. Pittsburgh, vs. Den. (11/5/06)	273
4. Minnesota, vs. Ari. (11/7/10)	271
5t. Denver, vs. Bal. (9/15/13)	270
5t. Detroit, at Phi. (9/23/07)	270

- ▶ Three of the top five single-game performances by the Packers since 1992 (according to STATS) have come in the last five seasons:

<u>Opponent</u>	<u>Yards After Catch</u>
1. vs. Washington, 9/15/13	295
2. at Minnesota, 10/5/09	262
3. vs. Miami, 9/11/94	228
4t. vs. Tampa Bay, 9/25/94	226
4t. vs. Detroit, 1/1/12	226

- ▶ Green Bay ranks No. 5 in the league in yards after the catch this season and No. 5 in the category since 2008:

<u>Team</u>	<u>YAC/Game (2013)</u>
1. Denver	196.6
2. Atlanta	185.4
3. Detroit	178.0
4. New Orleans	177.8
5. Green Bay	164.3

<u>Team</u>	<u>Yards After Catch (Since 2008)</u>
1. New Orleans	12,339
2. New England	12,155
3. Dallas	11,424
4. San Diego	11,241
5. Green Bay	11,222

- ▶ A look at the Packers' YAC totals each season since 2008 and where that ranked in the NFL. It includes four straight top-six finishes:

<u>Season</u>	<u>Yards (Game) /Ranking</u>
2008	103.5 (14th)
2009	136.9 (6th)
2010	133.3 (5th)
2011	150.6 (3rd)
2012	136.1 (4th)

HITTING TRIPLE DIGITS

In the Packers' Week 2 victory vs. Washington, WRs **James Jones** (178 yards) and **Randall Cobb** (128 yards) both registered single-game career highs for receiving yards.

- ▶ It was the second straight week that the offense featured a pair of 100-yard receivers, with Cobb (108) and WR **Jordy Nelson** (130) each eclipsing the 100-yard mark at San Francisco in Week 1.
- ▶ It marked the **first time in franchise history** that the Packers had a pair of 100-yard receivers in back-to-back games.
- ▶ With five 100-yard receivers so far this season, the Packers are **tied for No. 2 in the league** in the category:

<u>Team</u>	<u>100-Yard Receivers (2013)</u>
1. N.Y. Giants	6
2t. Green Bay	5
2t. New Orleans	5
2t. San Diego	5

- ▶ Since 2008, the Packers have had a 100-yard receiver 48 times, with a season high of 10 in 2010. Green Bay had eight in 2008, nine in 2009, 10 in 2010, nine in 2011 and seven in 2012.

- ▶ The Packers rank No. 3 in the NFL in 100-yard receivers since 2008:

<u>Team</u>	<u>100-Yard Receivers (2008-13)</u>
1. New England	58
2. New Orleans	49
3. Green Bay	48
4. Atlanta	46
5. Houston	44

- ▶ A look at top seasons in franchise history as far as the number of 100-yard receivers:

<u>Season</u>	<u>100-Yard Receivers</u>
1. 1995	11
2. 2010	10
3t. Six seasons	9

- ▶ Green Bay has three wide receivers with 325-plus yards receiving this season, with Nelson leading the way (371) and Jones (339) and Cobb (325) behind him. The Packers are the **only team in the NFL** to have three WRs with 325-plus receiving yards this season.

- ▶ The Packers' WRs have accounted for 1,043 yards, an average of 260.8 yards per game that ranks **No. 1 in the NFL** through Week 5:

<u>Team</u>	<u>Receiving Yards/Game (WRs)</u>
1. Green Bay	260.8
2. Denver	252.2
3. Pittsburgh	229.5

- ▶ Green Bay set a single-season franchise record in 2011 with 3,667 receiving yards from its wide receivers, an average of 229.2 yards per game. That also led the NFL that season.



PACKERS AT RAVENS – WEEK 6

ROLLING ON THE ROAD

Since taking over as the starter in 2008, QB **Aaron Rodgers** has been one of the most effective signal-callers in the league away from home.

► A look at where Rodgers ranks in several categories on the road in the regular season since '08 (min. 600 attempts):

<u>Quarterback</u>	<u>Passer Rating</u>
1. Aaron Rodgers, GB	101.8
2. Peyton Manning, IND/DEN	99.4
3. Tom Brady, NE	98.3

<u>Quarterback</u>	<u>TD/INT Ratio</u>
1. Aaron Rodgers, GB	3.27 (85/26)
2. Tom Brady, NE	2.96 (74/25)
3. Tony Romo, DAL	2.24 (56/25)

<u>Quarterback</u>	<u>Yards/Attempt</u>
1. Aaron Rodgers, GB	8.09
2. Philip Rivers, SD	8.07
3. Tom Brady, NE	7.84

► From 2011-12, Rodgers completed 369 of 550 passes (67.1 percent) for 43 TDs and five INTs for a 116.2 passer rating on the road. That passer rating is the **best by a QB in NFL history** on the road over a two-season span (min. 300 attempts).

► A look at the top two-season passer ratings on the road in league annals:

<u>Quarterback</u>	<u>Road Passer Rating</u>
1. Aaron Rodgers, GB, 2011-12	116.2
2. Peyton Manning, IND, 2004-05	115.3
3. Tom Brady, NE, 2006-07	114.3

► A look at where Rodgers' career rating (min. 700 attempts) on the road ranks in NFL history:

<u>Quarterback</u>	<u>Career Passer Rating</u>
1. Aaron Rodgers, GB	101.2
2. Tom Brady, NE	95.8
3. Joe Montana, SF/KC	95.2

► In his last 21 regular-season road starts, Rodgers has completed 471 of 707 passes (66.6 percent) for 6,011 yards and 52 TDs with nine INTs for a **112.2 passer rating**. He has posted a 100-plus passer rating in **16 of those 21 games** and 11 games with 300-plus passing yards.

► A look at where Rodgers ranks since 2011 on the road in 100-rating games and three-TD games:

<u>Quarterback</u>	<u>100-Rating Games</u>
1. Aaron Rodgers, GB	14
2. Tom Brady, NE	13
3. Drew Brees, NO	10

<u>Quarterback</u>	<u>3-TD Games</u>
1. Aaron Rodgers, GB	10
2. Tom Brady, NE	8
3. Matt Ryan, ATL	7

MR. OCTOBER

In Sunday's 22-9 win over Detroit, QB **Aaron Rodgers** completed 20 of 30 passes (66.7 percent) for 274 yards and a TD with no INTs for a 106.8 passer rating.

► For Rodgers, it marked the eighth time in his last nine starts in the month of October that he has registered a passer rating of at least 100. He has posted four 130-rating games over that span and his only sub-100-rating game was his 95.7 rating vs. Jacksonville in 2012.

► Over his last nine October starts, Rodgers has completed 213 of 307 passes (69.4 percent) for 2,830 yards and 27 TDs with just three INTs for a 123.6 passer rating.

► A look at where Rodgers ranks in several categories in the month of October since taking over as the starter in 2008 (min. 300 attempts):

<u>Quarterback</u>	<u>Passer Rating</u>
1. Aaron Rodgers, GB	110.7
2. Peyton Manning, IND/DEN	103.5
3. Ben Roethlisberger, PIT	99.6

<u>Quarterback</u>	<u>TD/INT Ratio</u>
1. Aaron Rodgers, GB	3.92 (47/12)
2. Tom Brady, NE	3.20 (32/10)
3. Matthew Stafford, DET	3.00 (21/7)

<u>Quarterback</u>	<u>Yards/Attempt</u>
1. Aaron Rodgers, GB	8.75
2. Ben Roethlisberger, PIT	8.14
3. Philip Rivers, SD	7.97

<u>Quarterback</u>	<u>Touchdowns</u>
1. Aaron Rodgers, GB	47
2. Drew Brees, NO	44
3. Ben Roethlisberger, PIT	36

LONG-DISTANCE DEDICATION

When QB **Aaron Rodgers** connected with WR **James Jones** on an 83-yard TD pass in the third quarter of the Packers' 22-9 victory over Detroit this past Sunday, it marked his 12th career TD pass of 70-plus yards.

► With the 12 TD passes of 70-plus yards since 2008, Rodgers **ranks No. 1** among NFL quarterbacks in the category over that span:

<u>Quarterback</u>	<u>70-Yard TDs (Since 2008)</u>
1. Aaron Rodgers, GB	12
2. Eli Manning, NYG	10
3t. Drew Brees, NO; Tony Romo, DAL	7
5. Matt Ryan, ATL	6

► Rodgers ranks No. 2 in franchise history in 70-yard TD passes behind only QB Brett Favre (15).

► Rodgers posted a career-high four TD passes of 70-plus yards in 2011 and three in 2009. He recorded one in 2008, two in 2010 and one last season.

► Rodgers is the **only quarterback in the league** to have at least one 70-yard TD pass each of the last six seasons (2008-13).



PACKERS AT RAVENS – WEEK 6

AGAINST THE CHAMPS

This Sunday's game at Baltimore will mark the 22nd time the Packers have played the defending Super Bowl champions (two meetings with the Bears in 1986).

- ▶ Green Bay has a 6-15 mark (.286) against the defending champions, but has won three of its last five games vs. the most recent Super Bowl winner.
- ▶ A look at the Packers' 21 previous meetings against the defending Super Bowl champions:

<u>Season</u>	<u>Opponent/Result</u>
2012	at N.Y. Giants, L, 38-10
2009	at Pittsburgh, L, 37-36
2003	at Tampa Bay, W, 20-13
2002	at New England, W, 28-10
2001	vs. Baltimore, W, 31-23
1999	at Denver, L, 31-10
1996	at Dallas, L, 21-6
1994	at Dallas, L, 42-31
1993	at Dallas, L, 36-14
1990	vs. San Francisco, L, 24-20
1989	at San Francisco, W, 21-17
1988	vs. Washington, L, 20-17
1987	at N.Y. Giants, L, 20-10
1986	vs. Chicago, L, 25-12
	at Chicago, L, 12-10
1984	at L.A. Raiders, L, 28-7
1983	vs. Washington, W, 48-47
1980	at Pittsburgh, L, 22-20
1978	vs. Dallas, L, 42-14
1975	vs. Pittsburgh, L, 16-13
1972	vs. Dallas, W, 16-13

- ▶ The Packers visited the defending NFC champion 49ers in Week 1 this season. This will be the 10th time that Green Bay has played both Super Bowl participants from the previous season:

<u>Season</u>	<u>Opponents</u>
2013	San Francisco (L, 34-28), Baltimore
2009	Pittsburgh (L, 37-36), Arizona (W, 33-7)
2003	Tampa Bay (W, 20-13), Oakland (W, 41-7)
2001	Baltimore (W, 30-23), N.Y. Giants (W, 34-25)
1994	Dallas (L, 42-31), Buffalo (L, 29-20)
1990	San Francisco (L, 24-20), Denver (L, 22-13)
1987	N.Y. Giants (L, 20-10), Denver (T, 17-17)
1980	Pittsburgh (L, 22-20), L.A. Rams (L, 51-21)
1978	Dallas, (L, 42-14), Denver (L, 16-3)
1975	Pittsburgh, (L, 16-13), Min. (L, 28-17, 24-3)

- ▶ This will be the fifth time that the Packers have played both Super Bowl participants away from Lambeau Field, with the other instances coming in 1980, 1994, 2003 and 2009.

STREAKING AT HOME

The Packers' win on Sunday vs. Detroit was their ninth consecutive regular-season victory at Lambeau Field.

- ▶ Green Bay's home winning streak is tied for the second-longest current home streak in the NFL:

<u>Team</u>	<u>Home Winning Streak</u>
1. Seattle	10
2t. Green Bay	9
2t. Denver	9

- ▶ During the Packers' nine-game home winning streak, they have out-scored their opponents 271-139 and have a plus-5 turnover ratio.
- ▶ Green Bay's lone regular-season loss at home over the past 22 games came in the 2012 season opener vs. San Francisco. That loss snapped a 13-game home winning streak for the Packers, which was tied for the fourth longest in franchise history:

<u>Seasons</u>	<u>Home Winning Streak</u>
1. 1995-98	25
2. 1929-32	20
3. 1923-26	14
4t. 1961-62, 2010-11	13

WHAT TO WATCH FOR ON SUNDAY

- ▶ In his last seven regular-season games, QB **Aaron Rodgers** has completed 179 of 266 passes (67.3 percent) for 2,329 yards (332.8 per game) and 19 TDs with three INTs for a 113.8 passer rating.
- ▶ In his last 10 games against AFC foes (including Super Bowl XLV vs. Pittsburgh), Rodgers has posted a 110.4 passer rating, connecting on 227 of 353 passes (64.3 percent) for 2,820 yards and 29 TDs with five INTs. He has posted a passer rating of 95-plus in eight of those 10 contests.
- ▶ WR **Randall Cobb** has gone over the 100-yard receiving mark in four of his last seven regular-season games, posting 41 receptions for 604 yards (14.7 avg.) and three TDs over that span.
- ▶ WR **James Jones** has eclipsed the 100-yard receiving plateau in four of his last six regular-season games. He has caught 32 passes for 501 yards (15.7 avg.) and four TDs over that span. Jones has 19 catches for 339 yards (17.8 avg.) and two TDs over the last three games.
- ▶ WR **Jordy Nelson** has posted an 18.6-yard receiving average over his last seven regular-season games, catching 29 passes for 539 yards and five TDs.
- ▶ P **Tim Masthay** needs to place two punts inside the 20 to move ahead of Josh Bidwell (85) for the No. 2 spot in franchise history (since 1976).
- ▶ The Packers have posted at least 385 yards of offense in seven consecutive regular-season games, which matches the franchise record set in 2011 (Weeks 1-7). Green Bay has averaged 438.4 yards per game over that span, which ranks No. 2 in the NFL behind only Denver (468.0).
- ▶ Green Bay has scored 207 points over its last six regular-season games, an average of 34.5 points per contest.
- ▶ The Packers have had a 50-yard run in each of the last two games, the first time they have done so in the same season since 2001 (Weeks 6, 8).
- ▶ The Packers have held their opponent to 90 or fewer rushing yards in five of their last seven games.
- ▶ Green Bay has registered nine sacks over its last two games.



THE DOPE ON THIS WEEK'S OPPONENT:

Packers vs. Ravens:

All-time, regular season:

3-1-0

All-time, in Baltimore:

0-1-0

Streaks: The Packers have won three of the four meetings between the clubs.

Last meeting, regular season:

Dec. 7, 2009, at Lambeau Field; Packers won, 27-14



COACHES CAPSULES

Mike McCarthy: 82-44, .651, (incl. 6-4 postseason); 8th NFL season

John Harbaugh: 66-32, .673, (incl. 9-4 postseason); 6th NFL season

Head to Head: McCarthy 1-0

vs. Opponent: McCarthy 1-0 vs. Ravens; Harbaugh 0-1 vs. Packers

MIKE MCCARTHY...Is in his eighth year as the Packers' 14th head coach.

- ▶ Joined Vince Lombardi and Mike Holmgren as the only coaches to guide the Packers to a Super Bowl title with a win over Pittsburgh in Super Bowl XLV.
- ▶ Has led the Packers to playoff appearances in five of his seven seasons at the helm, and the team's five postseason berths over the past six seasons are the most by an NFC team.
- ▶ Led Green Bay to 47 regular-season victories from 2009-12, the second most in the NFL over that span and the second most in franchise history over a four-year period.
- ▶ His .651 winning percentage (including playoffs) ranks No. 4 among active NFL coaches (min. 50 games).
- ▶ Was named Packers head coach on Jan. 12, 2006, his first head-coaching job after 13 years as an NFL assistant.
- ▶ Became the first Packers coach since Lombardi to lead the team to a championship game in his second season (2007).

JOHN HARBAUGH...Is in his sixth year as the Ravens' third head coach.

- ▶ Has guided the Ravens to a playoff berth in each of his first five seasons with the club, helping Baltimore become the only team in the NFL to do so over that span (2008-12).
- ▶ Is the only NFL head coach since the 1970 AFL-NFL merger to win a playoff game in each of his first five seasons.
- ▶ Led the Ravens to their second straight AFC North title in 2012 and capped the season by capturing the club's second Super Bowl title.
- ▶ Spent his first 10 NFL seasons with Philadelphia (1998-2007). Also coached collegiately at Western Michigan (1984-86), Pittsburgh (1987), Morehead State (1988), Cincinnati (1989-96) and Indiana (1997).

THE PACKERS-RAVENS SERIES

- ▶ This Sunday will mark just the fifth meeting between Green Bay and the Ravens, who moved to Baltimore from Cleveland following the 1995 season. Two of the games have been *Monday Night Football* contests.
- ▶ The Packers won a pair of October clashes at Lambeau Field in 1998 and 2001 as well as a *MMF* contest at Lambeau in December 2009, the last meeting between the clubs. The Ravens' lone win in the series came in a December 2005 meeting in Baltimore on *MMF*.
- ▶ As the NFL's Cleveland Browns, these franchises first met in 1953 and played 15 times, including the 1965 NFL Championship at Lambeau Field, RB Jim Brown's last game. Once the team moved to Baltimore

before the 1996 season, the NFL kept the Browns' records and history in a trust until the Cleveland franchise could return as an expansion team in 1999. Officially, the Baltimore Ravens launched their franchise history in 1996.

NOTABLE CONNECTIONS

Packers strength and conditioning assistant Zac Woodfin played for the Ravens in 2005...Packers director of player development Rob Davis played for the Baltimore Stallions of the CFL in 1995 and attended Eleanor Roosevelt High School in Greenbelt, Md. ...Packers defensive coordinator Dom Capers coached on the staff of the USFL's Philadelphia/Baltimore Stars from 1984-85...Ravens FB Vonta Leach entered the league with Green Bay in 2004 and went on to appear in 23 games for the Packers from 2004-06...Ravens S Anthony Levine entered the NFL with the Packers as a non-drafted free agent in 2010 and spent time on Green Bay's practice squad in 2010 and 2011...Ravens G/T Rick Wagner played at the University of Wisconsin and is a native of West Allis, Wis. ...Ravens offensive coordinator Jim Caldwell is a native of Beloit, Wis. ... Packers head coach Mike McCarthy coached with Ravens wide receivers coach Jim Hostler with the New Orleans Saints and the San Francisco 49ers...Hostler also coached with Packers offensive coordinator Tom Clements with the Kansas City Chiefs...Packers defensive line coach Mike Trgovac and Ravens head coach John Harbaugh coached on the staff in Philadelphia together in 1998...Trgovac and Clements coached on the Notre Dame staff with Ravens inside linebackers coach Don Martindale and defensive coordinator Dean Pees...Martindale coached with Packers secondary-safeties coach Darren Perry in Oakland...Perry was Ravens S Michael Huff's position coach for two seasons (2007-08)...Packers tight ends coach Jerry Fontenot played for the Bears when Ravens defensive line coach Clarence Brooks and senior offensive assistant Craig Ver Steeg were on Chicago's staff...Ravens assistant offensive line coach Todd Washington played for the Houston Texans when Capers was the head coach there...Packers secondary-cornerbacks coach Joe Whitt Jr. and Ravens special teams coordinator/asst. head coach Jerry Rosburg both coached on the Atlanta staff in 2007...Whitt was on the staff at Louisville when Ravens LB Elvis Dumervil played for the Cardinals...Packers defensive quality control coach Scott McCurley was a graduate assistant at the University of Pittsburgh (2003-05), where he ran the scout-team offense quarterbacked by Ravens QB Joe Flacco in 2004...Former college teammates include Packers TE Jermichael Finley and Ravens CB Chykie Brown and S Michael Huff (Texas), Packers RB Eddie Lacy and Ravens NT Terrence Cody and LB Courtney Upshaw (Alabama), Packers G Josh Sitton and Ravens G/T Jah Reid (Central Florida), Packers TE Andrew Quarless and Ravens C A.Q. Shipley (Penn State), Packers LB Brad Jones and T David Bakhtiari and Ravens CB Jimmy Smith (Colorado), and Packers WR Jarrett Boykin and Ravens QB Tyrod Taylor (Virginia Tech).

LAST MEETING, REGULAR SEASON

Dec. 7, 2009, at Lambeau Field; Packers won, 27-14.

- ▶ The Packers never trailed in the *Monday Night Football* victory, getting out to a 17-0 halftime lead behind TD passes from QB Aaron Rodgers to TE Jermichael Finley and WR Donald Driver.
- ▶ After Baltimore cut Green Bay's lead to 17-14, Rodgers found Finley (seven catches, 79 yards) again for a score, this time on a 19-yard TD pass early in the fourth quarter.
- ▶ Rodgers connected on 26 of 40 passes for 263 yards and three TDs with two INTs.
- ▶ Green Bay's defense intercepted QB Joe Flacco three times on the evening, with S Nick Collins, LB A.J. Hawk and CB Tramon Williams all registering picks. LB Clay Matthews posted a team-high two sacks.

PACKERS AT RAVENS – WEEK 6

FIRST THINGS FIRST

Through Week 5, Green Bay has averaged 453.3 yards per game, good for No. 3 in the league. Some of that success can be attributed to the Packers' production on first down.

- ▶ The Packers have averaged 6.99 yards on first down this season, good for **No. 1 in the league**:

<u>Team</u>	<u>Avg. On First Down</u>
1. Green Bay	6.99
2. Philadelphia	6.82
3. San Diego	6.76
4. Chicago	6.67
5. Denver	6.60

- ▶ The Packers finished No. 9 in the NFL in the category in 2010 (5.75 avg.), No. 6 in 2011 (6.29 avg.) and No. 30 last season (4.79 avg.).
- ▶ Of Green Bay's 125 first-down plays this season, 65 of them have resulted in gains of at least 4 yards, a 52.0 percentage that ranks No. 6 in the NFL:

<u>Team</u>	<u>4-Plus Yards On 1st Down</u>
1. San Diego	58.97
2. Washington	56.45
3. New Orleans	53.69
4. Denver	52.78
5. Dallas	52.03
6. Green Bay	52.00

- ▶ Green Bay has posted 93 first downs in its first four games, an average of 23.5 per game that ranks No. 4 in the league this season:

<u>Team</u>	<u>First Downs/Game</u>
1. Denver	29.4
2. San Diego	24.0
3. Philadelphia	23.6
4. Green Bay	23.5
5. Houston	23.0

- ▶ The Packers posted at least 23 first downs in five straight regular-season games (Week 16, 2012-Week 3, 2013), the **longest streak by the club in franchise history**.
- ▶ Green Bay has finished in the top 10 in the league in total first downs each of the last two seasons, checking in at No. 5 in the NFL in 2011 with 353 and tied for No. 7 in 2012 with 341.
- ▶ The Packers rank No. 7 in the league in total first downs since 2011:

<u>Team</u>	<u>First Downs (Since 2011)</u>
1. New England	935
2. New Orleans	874
3. Detroit	841
4. Denver	813
5. Philadelphia	806
6. Atlanta	804
7. Green Bay	788

DIVISIONAL DRIVE

The Packers' game vs. Detroit this past Sunday kicked off a stretch of three NFC North contests over a five-week span for Green Bay.

- ▶ The Packers have won 19 of 22 NFC North games at home under Head Coach **Mike McCarthy**, which is tied for the **No. 1 home divisional mark** in the NFL over that span:

<u>Team</u>	<u>W-L Record</u>	<u>Pct.</u>
1t. Green Bay	19-3	.863
1t. New England	19-3	.863
3. Indianapolis	17-4	.810

- ▶ Green Bay has won 10 straight home games against divisional foes, its longest winning streak since a 10-game streak from 2000-02.
- ▶ A look at the top home divisional winning streaks by Green Bay in the regular season since the league went to a divisional format in 1967:

<u>Seasons</u>	<u>Home Div. Winning Streak</u>
1. 1994-98	18
2t. 2010-current	10
2t. 2000-02	10

- ▶ The Packers have a 33-10 (.762) overall regular-season record against NFC North opponents under Head Coach **Mike McCarthy**, a divisional mark that ranks **No. 2 in the NFL** since 2006:

<u>Team</u>	<u>W-L Record</u>	<u>Pct.</u>
1. New England	36-8	.818
2. Green Bay	33-10	.767
3. San Diego	30-13	.698
4. Indianapolis	29-14	.674
5t. Baltimore, Pittsburgh	28-15	.651

- ▶ In the Packers' 43 divisional games under McCarthy, they have registered a plus-26 turnover differential and have outscored their opponents 1,099 to 766. Green Bay has held NFC North foes to 20 points or less in 27 of those contests and to 10 points or less in 12 of the games.
- ▶ Green Bay's 37-34 loss at Minnesota last season in Week 17 snapped the Packers' 12-game winning streak in regular-season NFC North games, which was the longest divisional winning streak in team history since the league went to a divisional format in 1967:

<u>Seasons</u>	<u>Divisional Winning Streak</u>
1. 2010-2012	12
2t. 1996-97, 2001-02	8
4. 1997-98	7

- ▶ The Packers' 12-game divisional winning streak was tied for the longest by an NFL team since realignment in 2002, matching Indianapolis' streak from 2004-06 and Baltimore's from 2010-12.



PACKERS AT RAVENS – WEEK 6

BREAKING DOWN THE ROSTER

The Packers' current 53-man roster is composed of 23 offensive players, 27 defensive players and three specialists.

- ▶ Of the 53 players on Green Bay's roster, 33 of them (62.3 percent) were drafted by the Packers.
- ▶ With nine non-drafted free agents on the roster having entered the league with Green Bay, 42 of the 53 players (79.2 percent) began their pro careers with the Packers.
- ▶ Nearly half of the players (26 of 53, 49.1 percent) on Green Bay's roster entered the league as a sixth-round or seventh-round pick or as an undrafted player. More than a third of the players (18, 34.0 percent) on the roster were not drafted.
- ▶ Only 15 of the 53 players on the roster (28.3 percent) were selected in the first three rounds of the draft.
- ▶ Of the 53 players on the roster, 44 of them (83.0 percent) are 28 years old or younger.

GREEN BAY'S ROSTER ...			
<u>BY AGE (as of Oct. 13)</u>			
21-24	23 players	29-32	7 players
25-28	21 players	33-plus	2 players
<u>BY EXPERIENCE</u>			
R-1	14 players	6-9	11 players
2-3	12 players	10-plus	2 players
4-5	14 players		
<u>BY DRAFT ROUND</u>			
1st	7 players	6th/7th	8 players
2nd/3rd	8 players	Undrafted	18 players
4th/5th	12 players		

- ▶ Of the 53 players on the Packers' Week 1 roster, 50 of them had never seen regular-season action with another NFL team. According to the Elias Sports Bureau, that ranked **No. 1 in the league** this season:

<u>Team</u>	<u>Week 1 Roster</u>
1. Green Bay	50
2. Atlanta	44
3. Dallas	41
4t. Houston, New England, St. Louis	40

- ▶ The Packers had three rookie free agents make the Week 1 roster (S **Chris Banjo**, LB **Andy Mulumba**, G **Lane Taylor**), one that features 11 rookies overall. Green Bay has had at least three non-drafted free agents make the opening-day roster each of the last four seasons.
- ▶ With the three rookie free agents on the opening-day roster this season, it brought the Packers' four-year total (2010-13) to 13 undrafted free agents on the Week 1 roster. According to Elias, that is tied for the third most in the NFL over that span:

<u>Team</u>	<u>Rookie FAs/Week 1 Roster (2010-13)</u>
1. St. Louis	17
2. Cleveland	16
3t. Green Bay	13
3t. Jacksonville	13
3t. New England	13

HOME COOKING

The Packers have won 22 of their last 23 and 28 of their last 30 games at Lambeau Field in the regular season.

- ▶ Green Bay's .933 winning percentage (28-2) at home since Week 10 of 2009 ranks **No. 1 in the NFL** over that span:

<u>Team</u>	<u>W-L Record</u>	<u>Pct.</u>
1. Green Bay	28-2	.933
2. New England	26-3	.897
3. Baltimore	26-4	.867

- ▶ The Packers have averaged 31.7 points per game at home since 2009, **No. 2 in the league** over that span. Green Bay has posted 30-plus points in 16 of 33 home games since '09 and nine 40-point games.

<u>Team</u>	<u>Points Per Game/Home (Since 2009)</u>
1. New England	31.8
2. Green Bay	31.7
3. New Orleans	31.1

- ▶ The defense has done its part as well at home since 2009, generating 79 turnovers at Lambeau Field. With Green Bay's offense posting only 34 giveaways over that span, the Packers have a plus-45 turnover ratio at home, **No. 1 in the league** since '09.

<u>Team</u>	<u>TO Differential/Home (Since 2009)</u>
1. Green Bay	plus-45
2. San Francisco	plus-43
3. New England	plus-42

- ▶ With the 79 takeaways at home since 2009, the Packers rank **No. 1 in the league** in that category:

<u>Team</u>	<u>Takeaways/Home (Since 2009)</u>
1. Green Bay	79
2. Chicago	78
3. San Francisco	77

- ▶ Green Bay has generated at least two takeaways in 23 of 34 home games since 2009. The Packers have a 22-1 mark (.956) in those games. The Packers have posted four or more takeaways at Lambeau Field in nine of those contests.
- ▶ The Packers' win over Tennessee last year in Week 16 gave the team its third straight season with at least seven wins at home. It marked the second-longest streak in franchise history behind only a span of five straight seasons (1994-98) with seven or more victories at home.
- ▶ A look at the most home victories over a three-season span in franchise history:

<u>Seasons</u>	<u>Home Wins</u>
1t. 1995-97, 1996-98	23
3t. 1994-96, 2010-12	22
5t. 2000-02, 2009-11	21



PACKERS AT RAVENS – WEEK 6

PUT IT ON THE BOARD

The Packers have scored 118 points in the opening four games, a 29.5-point average that ranks No. 3 in the NFL.

► For Green Bay, it marks the second time in the past three seasons that it has scored at least 115 points in the opening four games of the season. The Packers scored 148 in the first four contests of 2011.

► A look at the top scoring averages in the league through Week 5:

<u>Team</u>	<u>Points/Game (2013)</u>
1. Denver	46.0
2. Dallas	30.4
3. Green Bay	29.5

► Green Bay ranked No. 5 in scoring in 2012 (27.1), the sixth consecutive campaign (2007-12) that it finished in the top 10 in the league in scoring. The Packers were joined by New England as the only teams to accomplish that feat over the past six seasons:

<u>Team</u>	<u>Points/Game (2012)</u>
1. New England	34.8
2. Denver	30.1
3. New Orleans	28.8
4. Washington	27.3
5. Green Bay	27.1

► The Packers' scoring average from 2011-12 was the best in franchise history over a two-year span since the team entered the NFL in 1921:

<u>Seasons</u>	<u>Points/Game</u>
1. 2011-12	31.0
2. 2010-11	29.6
3. 1961-62	28.8

CONSISTENCY IN FRONT OF THE HOME CROWD

The Packers have scored at least 22 points in every regular-season game at Lambeau Field since 2011, a stretch of 18 games that is the longest current streak in the league.

► A look at the longest current home streaks in the NFL:

<u>Team</u>	<u>22-Plus Points (Consec. Games)</u>
1. Green Bay	18
2. Denver	11
3. Dallas	9

► The Packers' streak of 18 straight games with at least 22 points at home is the **longest in franchise history** and the longest in the league since New Orleans posted a 20-game streak at home from 2007-09.

► Green Bay has posted a league-high nine games with 35-plus points at home since 2011:

<u>Team</u>	<u>35-Point Games/Home</u>
1. Green Bay	9
2. New Orleans	7
3. N.Y. Giants	6

PROLIFIC PACKERS

Over the past three-plus seasons, Green Bay has been one of the most productive offenses in the NFL.

► A glance at where the Packers rank in several offensive categories **since 2010**:

<u>Team</u>	<u>Points Per Game</u>
1. New England	31.75
2. Green Bay	28.83
3. New Orleans	28.79

<u>Team</u>	<u>30-Point Games</u>
1. New England	34
2. New Orleans	26
3. Green Bay	23

<u>Team</u>	<u>40-Point Games</u>
1t. Green Bay	10
1t. New England	10
3. New Orleans	7

<u>Team</u>	<u>Total Touchdowns</u>
1. New England	201
2t. Green Bay	182
2t. New Orleans	182

<u>Team</u>	<u>Passing Touchdowns</u>
1. New Orleans	134
2. Green Bay	131
3. New England	117

<u>Team</u>	<u>Net Yards Per Game</u>
1. New Orleans	415.7
2. New England	400.6
3. Philadelphia	387.8
4. Detroit	381.2
5. Green Bay	380.3

<u>Team</u>	<u>Net Passing Yards/Game</u>
1. New Orleans	309.8
2. Detroit	283.2
3. New England	277.9
4. Green Bay	275.9
5. Dallas	271.6

► A look at Green Bay's regular-season record **since 2006** by point total:

<u>Points Scored</u>	<u>GB Record Since 2006</u>
30-plus	44-4 (.917)
21-29	24-16 (.600)
11-20	5-12 (.294)
10 or less	3-8 (.273)



PACKERS AT RAVENS – WEEK 6

LIMITING RETURNS

Through the first four games this season, the Packers have allowed their opponents an average of 4.3 yards per punt return (17 yards on four returns), which ranks No. 4 in the NFL through Week 5:

Team	Opp. Punt Return Avg. (2013)
1. Seattle	1.33
2. Atlanta	1.63
3. St. Louis	2.17
4. Green Bay	4.30
5. Philadelphia	4.33

► The Packers allowed just 179 yards on punt returns in 2012, the second fewest by Green Bay in a season since the NFL went to a 16-game schedule in 1978:

Season	Opponent Punt Return Yards
1. 2007	113
2. 2012	179
3. 2000	205

► Green Bay is tied for No. 2 in the league in opponent punt return yards since 2012:

Team	Opp. Punt Return Yards (Since 2012)
1. Chicago	160
2t. Green Bay	196
2t. New England	196
4. Denver	250
5. Seattle	260

PRODUCTION APLENTY INSIDE THE 20

Green Bay's offense is tied for No. 13 in the NFL this season in the red zone, scoring TDs on 9 of 16 opportunities (56.3 percent).

► Green Bay ranked No. 3 in the NFL red-zone TD percentage (68.1) in 2012, converting on 32 of 47 opportunities:

Team	Red-Zone TD Efficiency (2012)
1. New England	70.0 (49-70)
2. New Orleans	68.4 (39-57)
3. Green Bay	68.1 (32-47)

► According to STATS LLC, it was the Packers' best red-zone season since 1995. Since 1995, four of the top six season marks have come under Head Coach **Mike McCarthy's** direction:

Season	Red-Zone TD Efficiency
1. 2012	68.09 (32-47)
2. 1995	66.67 (40-60)
3. 2004	65.38 (34-52)
4. 2011	65.15 (43-66)
5. 2008	60.42 (29-48)
6. 2010	60.38 (32-53)

► Including its two playoff contests in 2012, Green Bay has scored touchdowns on **26 of its last 36 trips** (72.2 percent) inside the red zone over its last nine games.

► In 2011, the Packers ranked **No. 1 in the NFC** and **No. 3 in the NFL** in red-zone efficiency:

Team	Red-Zone TD Efficiency (2011)
1. N.Y. Jets	65.5 (36-55)
2. New England	65.3 (47-72)
3. Green Bay	65.2 (43-66)

► Last season marked the fifth straight top-10 finish in the category for the Packers. In 2010, Green Bay checked in at No. 6 in the NFL at 60.4. The team finished No. 9 in 2009 (54.8) and No. 6 in 2008 (60.4).

► Green Bay was the **only team in the NFL** to finish in the top 10 in red-zone efficiency each year from 2008-12.

► A look at the top red-zone percentages in the league **since 2008**:

Team	Red-Zone TD Efficiency
1. Green Bay	61.3 (179-292)
2. Indianapolis	60.9 (159-261)
3. Detroit	59.7 (145-243)

BIG GAINS

In Sunday's win vs. Detroit, WR **Randall Cobb** recorded a 67-yard run in the third quarter, the longest by a Packer since RB Brandon Jackson's 71-yard run at Washington on Oct. 10, 2010.

► For the Packers, it marked the second straight game that they had a run of 50-plus yards. In the Week 3 contest at Cincinnati, rookie RB **Johnathan Franklin** registered a 51-yard run in the third quarter, the longest by a Green Bay rookie since RB Samkon Gado's 64-yard TD run vs. Detroit on Dec. 11, 2005.

► With Cobb's 67-yard run on Sunday against the Lions, it marked the first time since 2001 that the Packers posted a run of 50-plus yards in back-to-back games in the same season.

► In 2001, RB Ahman Green registered a 61-yard run at Minnesota in Week 6 and then followed that up with a 63-yard TD run in the Packers' next game vs. Tampa Bay in Week 8.

► The Packers are tied for the NFL lead with the two runs of 50-plus yards this season:

Team	50-Yard Runs
1t. Green Bay	2
1t. Buffalo	2
1t. Chicago	2
1t. Minnesota	2

► Green Bay's two runs of 50-plus yards through four games are already the most in a season since the team posted two 50-yarders in 2009. That season, RB Ryan Grant posted a 62-yard TD run at Chicago in Week 14 and a 62-yard TD run vs. Seattle in Week 16.

► The last time the Packers had more than two runs of 50-plus yards in a season came in 2003 when they finished tied for No. 3 in the NFL with four runs of 50-plus yards on the season.



PACKERS AT RAVENS – WEEK 6

NOT IN A GIVING MOOD

Since 2009, Green Bay has turned the ball over only 75 times, which ranks **No. 2 in the NFL** over that span:

<u>Team</u>	<u>Total Giveaways Since 2009</u>
1. New England	71
2. Green Bay	75
3. San Francisco	82
4. Atlanta	87
5. Baltimore	92

►The three best giveaway seasons in franchise history have come under Head Coach **Mike McCarthy's** direction:

<u>Season</u>	<u>Total Giveaways</u>
1. 2011	14
2t. 2009, 2012	16
4. 1972	19

►Green Bay has registered 23 zero-turnover games since 2009, No. 3 in the NFL over that span:

<u>Team</u>	<u>Zero-Turnover Games Since 2009</u>
1. New England	29
2. San Francisco	25
3. Green Bay	23
4. Baltimore	20
5. Atlanta	19

►The Packers and the 49ers were the only teams in the NFL to have at least four zero-turnover games each of the past four seasons (2009-12).

►The Packers' 52 giveaways from 2010-12 matched the franchise record for the fewest over a three-year span in franchise history, tying the mark set from 2009-11.

►Green Bay turned the ball over just 16 times last season, which was **tied for No. 2 in the league**:

<u>Team</u>	<u>Total Giveaways (2012)</u>
1. Washington	14
2t. Green Bay	16
2t. Baltimore	16
2t. New England	16
2t. San Francisco	16

►Green Bay is 54-16 (.771) in the regular season under McCarthy when it doesn't have a giveaway or turns it over just once. A look at the Packers' record by the number of giveaways they have in a game since 2006:

<u>Giveaways In Game</u>	<u>GB Record Since 2006</u>
None	28-5 (.848)
One	26-11 (.703)
Two	17-13 (.567)
Three-plus	5-11 (.313)

OUTSIDE THE ZONE

In addition to their red-zone success last season, the Packers also displayed a high level of production outside that area in 2012.

►Green Bay ranked **No. 1 in the league** for the second straight season in scoring and total TDs outside the red zone:

<u>Team</u>	<u>Pts. Outside Red Zone (2012)</u>
1. Green Bay	155
2. Washington	151
3. Tampa Bay	144

<u>Team</u>	<u>TDs Outside Red Zone (2012)</u>
1. Green Bay	17
2. Washington	16
3t. Carolina, New Orleans	14

►The Packers have scored 33 points outside the red zone this season, which is tied for No. 10 in the league through Week 5.

►In 2011, the Packers led the NFL in both scoring outside the red zone (154 points) and TDs outside the red zone (20).

►By doing so in 2011 and 2012, the Packers became the **first NFL team** to register back-to-back 150-point seasons outside the red zone since the statistic began to be recorded by STATS LLC in 1995.

►Green Bay ranks **No. 1 in the NFL** with 342 points outside the red zone since 2011:

<u>Team</u>	<u>Pts. Outside Red Zone (Since 2011)</u>
1. Green Bay	342
2. New Orleans	314
3t. Denver	280
3t. Dallas	280
5. San Francisco	265

►The Packers have finished in the top 10 in the league in scoring outside the red zone in five of the last six seasons, checking in at No. 2 in 2007 (150 points), tied for No. 10 in 2008 (103 points) and No. 3 in 2009 (134 points).

►A look at the top scoring seasons outside the red zone recorded by the Packers **since 1995** (according to STATS LLC):

<u>Season</u>	<u>Points Outside Red Zone</u>
1. 2012	155
2. 2011	154
3. 2007	150
4. 2001	145
5. 1998	141

<u>Season</u>	<u>TDs Outside Red Zone</u>
1. 2011	20
2. 2012	17
3t. 1998, 2001, 2003, 2007, 2009	16



PACKERS AT RAVENS – WEEK 6

AT THE HELM

Having led Green Bay to the playoffs in five of his seven seasons as head coach, **Mike McCarthy** is joined by Vince Lombardi and Mike Holmgren as the only coaches to guide the Packers to a Super Bowl win with a victory over Pittsburgh in Super Bowl XLV.

- ▶ McCarthy joined Pittsburgh's Bill Cowher (2005) as the only Super Bowl-winning coaches to lead their respective teams to three road wins as the No. 6 seed in the postseason en route to a world title.
- ▶ Including playoffs, McCarthy has an 82-44 record since taking over as head coach in 2006, a .651 winning percentage that ranks **No. 4 among current NFL head coaches** (minimum 50 games):

<u>Coach</u>	<u>Winning Pct.</u>
1. John Harbaugh, BAL	.673 (66-32)
2. Sean Payton, NO	.661 (72-37)
3. Bill Belichick, CLE/NE	.655 (209-110)
4. Mike McCarthy, GB	.651 (82-44)
5. Mike Smith, ATL	.644 (58-32)

- ▶ McCarthy's .600 winning percentage in the playoffs (6-4) ranks No. 3 in franchise history:

<u>Coach</u>	<u>Playoff Winning Pct.</u>
1. Vince Lombardi, 1959-67	.900 (9-1)
2. Mike Holmgren, 1992-98	.643 (9-5)
3. Mike McCarthy, 2006-13	.600 (6-4)

- ▶ With 82 overall wins, McCarthy ranks No. 4 in team history:

<u>Coach</u>	<u>Overall Wins</u>
1. Curly Lambeau, 1921-49	212
2. Vince Lombardi, 1959-67	98
3. Mike Holmgren, 1992-98	84
4. Mike McCarthy, 2006-13	82
5. Mike Sherman, 2000-05	59

- ▶ McCarthy won his 75th career game (including playoffs) at Detroit in Week 11 of 2012, tying Kansas City's Andy Reid for the fastest to 75 wins among active NFL head coaches. It is the third fastest in team history:

<u>Coach</u>	<u>Games Needed For 75 Wins</u>
1t. Mike McCarthy, GB	114
1t. Andy Reid, PHI/KC	114
3. Mike Shanahan, OAK/DEN/WAS	119
4. Tom Coughlin, JAX/NYG	140

<u>Coach</u>	<u>Games Needed For 75 Wins</u>
1. Vince Lombardi	102
2. Mike Holmgren	111
3. Mike McCarthy	114
4. Curly Lambeau	117

- ▶ McCarthy has guided the Packers to four seasons with 11-plus wins (2007, 2009, 2011-12). That is tied with Lombardi (1961-63, 1966) and Holmgren (1995-98) for the **most by a coach in franchise history**.

- ▶ Since McCarthy took over in 2006, the Packers rank **No. 3 in the NFL** in regular-season winning percentage:

<u>Team</u>	<u>Winning Pct.</u>
1. New England	.786 (92-25)
2. Indianapolis	.667 (78-39)
3. Green Bay	.655 (76-40)
4. Baltimore	.641 (75-42)
5. New Orleans	.632 (74-43)

WINNING WAYS

With a win in Week 15 at Chicago in 2012, Green Bay posted its fourth straight 10-win season, tying a franchise record (1929-32, 1995-98, 2001-04).

- ▶ A victory vs. Tennessee in Week 16 brought the Packers' win total from 2009-12 to 47, which ranks second in franchise history:

<u>Seasons</u>	<u>Regular-Season Wins</u>
1. 1995-98	48
2. 2009-12	47
3. 1994-97	46

- ▶ Green Bay and New England were the only two teams in the league to win at least 10 regular-season games each of the last four seasons (2009-12).

- ▶ A look at the top regular-season win totals in the league since 2009:

<u>Team</u>	<u>Regular-Season Wins (Since 2009)</u>
1. New England	52
2t. Green Bay , New Orleans	49
4t. Atlanta, Baltimore	46

MAKING GAINS

In the first four games this season, Green Bay's offense has been effective when it comes to generating big gains, with 24 plays of 20-plus yards (20 passes/four runs) and 60 of 10-plus yards (47 passes/13 runs).

- ▶ Green Bay is **No. 2 in the league** in plays of 20-plus yards per game and is **tied for No. 3 in the NFL** in plays of 10-plus yards per game:

<u>Team</u>	<u>Plays of 20-Plus Yards/Game</u>
1. Philadelphia	7.6
2. Green Bay	6.0
3. Pittsburgh	5.5

<u>Team</u>	<u>Plays of 10-Plus Yards/Game</u>
1. Denver	19.4
2. Houston	16.6
3t. Green Bay , Philadelphia	16.0

- ▶ The big plays have helped the Packers average 6.74 yards per play so far this season, which ranks **No. 2 in the NFL**:

<u>Team</u>	<u>Yards Per Play (2013)</u>
1. Denver	6.86
2. Green Bay	6.74
3. Philadelphia	6.61



PACKERS AT RAVENS – WEEK 6

STOUT UP FRONT

The Packers have held their opponents to less than 110 net rushing yards in all four games this season, allowing an average of 86.0 yards per game on the ground.

► Green Bay checks in at **No. 5 in the league** in rushing defense through Week 5:

Team	Rushing Yards Allowed/Game
1. Denver	69.6
2. N.Y. Jets	76.2
3. Arizona	79.0
4. Dallas	82.8
5. Green Bay	86.0

► The Packers have allowed 3.66 yards per carry (344 yards on 94 attempts), good for **No. 8 in the NFL** this season:

Team	Opp. Yards Per Carry
1. N.Y. Jets	3.00
2. Denver	3.28
3. Arizona	3.32
4. Cleveland	3.34
5. Baltimore	3.40
6. Carolina	3.58
7. Oakland	3.66
8. Green Bay	3.66
9. San Francisco	3.66
10. Chicago	3.69

► Green Bay's defense has limited the number of explosive gains this season, allowing just eight runs of 10-plus yards in the opening four games:

Team	10-Yard Runs
1. N.Y. Jets, Pittsburgh	7
3t. Green Bay , Atlanta, Baltimore, Cleveland	8
7t. Denver, Tampa Bay	9

► The Packers led the league in rushing defense in 2009 by allowing an average of 83.3 yards per game that set a franchise record. Green Bay ranked No. 18 in 2010 (114.9 ypg), No. 14 in 2011 (111.8 ypg) and No. 17 last season (118.5 ypg).

► A look at Green Bay's regular-season record since 2009 by rushing yards allowed:

Rushing Yards Allowed	GB Record Since 2009
Less than 75	15-3 (.833)
75-99	12-4 (.750)
100-124	14-4 (.778)
125-149	4-3 (.571)
150-plus	4-5 (.444)

► The Packers have a 41-11 mark (.788) since 2009 when they allow less than 125 yards rushing.

KEEPING THEM OUT

Since defensive coordinator **Dom Capers** joined the staff in 2009, the Packers have been one of the best defenses in the league when it comes to points and touchdowns allowed.

► The Packers rank **No. 5 in the league** in scoring defense and **No. 4** in overall touchdowns allowed **since 2009**:

Team	Points Allowed/Game
1. Pittsburgh	17.75
2. San Francisco	17.78
3. Baltimore	18.13
4. New England	19.43
5. Green Bay	19.54

Team	Overall TDs Allowed
1. Baltimore	124
2. Pittsburgh	127
3. San Francisco	128
4. Green Bay	151
5. Chicago	154

► Green Bay's defense has been particularly stingy when it comes to rushing TDs given up, ranking No. 2 in the NFL in that category since '09:

Team	Rushing TDs Allowed
1. Pittsburgh	34
2. Green Bay	36
3. San Francisco	37
4t. Baltimore	39
4t. Minnesota	39

► The Packers have allowed an average of 24.3 points per game this season, which ranks **No. 17 in the league**.

► The Packers allowed 101 touchdowns from 2009-11, the **fewest allowed by the team over a three-year span** since Green Bay gave up 99 touchdowns from 2001-03.

► Green Bay ranked No. 11 in 2012 (21.0 ppg) and No. 19 in 2011 (22.4 ppg).

► That came on the heels of a 2010 Super Bowl campaign that saw Green Bay finish No. 2 in the NFL at 15.0 points per game, the team's best scoring-defense mark since its Super Bowl title team of 1996 (13.1 ppg.).

► It was the second consecutive top-10 finish in scoring defense for the Packers after they ranked No. 7 in the league in 2009 at 18.6 ppg.

► Green Bay is 54-9 (.857) under Head Coach **Mike McCarthy** when it allows 20 or fewer points and 72-18 (.800) when it allows less than 30 points. A look at the Packers' regular-season record **since 2006** by points allowed:

Points Allowed	GB Record Since 2006
10 or less	21-1 (.955)
11-20	33-8 (.805)
21-29	18-9 (.667)
30-plus	4-22 (.154)



PACKERS AT RAVENS – WEEK 6

DIFFERENTIAL MAKES A DIFFERENCE

Green Bay has finished in the top 10 in the league in turnover differential each of the past six seasons (2007-12), the only team in the NFL to accomplish that feat over that span. The Packers are tied for No. 23 in the NFL this season with a turnover differential of minus-2.

► A look at where Green Bay ranks in the category since 2009:

<u>Team</u>	<u>Turnover Margin (Since 2009)</u>
1. New England	plus-80
2. Green Bay	plus-63
3. San Francisco	plus-45

► Green Bay has won the turnover battle or come out even in 32 of its last 38 games (Week 1 vs. San Francisco, Week 4 vs. New Orleans, Week 12 at the N.Y. Giants, Week 15 at Chicago, Week 17 at Minnesota last season, Week 1 at San Francisco this season the lone exceptions over that span).

► The Packers were the **only team in the NFL in 2011** to either win the turnover battle or come out even in the category in every game.

► Green Bay ranked **No. 2 in the league** in 2011 with a plus-24 turnover differential, trailing only San Francisco (plus-28). That mark was tied for No. 2 in franchise history. Two of the top five ratios have come under Head Coach **Mike McCarthy**:

<u>Season</u>	<u>Turnover Margin</u>
1. 1943	plus-26
2t. 1941	plus-24
2t. 1965	plus-24
2t. 2009	plus-24
2t. 2011	plus-24

► During McCarthy's tenure, the Packers have a 56-6 (.903) regular-season record when they come out ahead in the game in turnover ratio, and a 8-24 (.250) mark when they lose the takeaway battle:

<u>Turnover Margin</u>	<u>GB Record Since 2006</u>
minus-3 or worse	0-2 (.000)
minus-2	2-9 (.182)
minus-1	6-13 (.316)
even	12-10 (.545)
plus-1	25-3 (.893)
plus-2	14-1 (.933)
plus-3 or better	17-2 (.895)

PICKING PACK

The Packers have finished in the top eight in the league in INTs every season under Head Coach **Mike McCarthy** (2006-12), the **only team in the league** to do so over that span. Green Bay has two INTs in the first three games this season, which is tied for No. 23 in the NFL.

► The Packers lead the NFL with 51 interceptions since 2011:

<u>Team</u>	<u>Interceptions (Since 2011)</u>
1. Green Bay	51
2. Chicago	50
3. New England	49

► In 2011, the Packers led the league in interceptions (31) for the second time in three seasons (2009).

► Green Bay's interception total in 2011 was the best by the team since the 1970 AFL-NFL merger and the most since the Packers also recorded 31 INTs in 1962. A look at the best team totals since 1970:

<u>Season</u>	<u>Interceptions</u>
1. 2011	31
2t. 1981	30
2t. 2009	30

► The Packers' two INTs for touchdowns in Week 9 at San Diego in 2011 gave them three for the season, their franchise-record fourth straight season recording at least three interception returns for TDs. The last NFL team to register four straight seasons with at least three INT returns for TDs was the Los Angeles Rams from 1983-86.

► The Packers' 1,948 INT return yards from 2008-11 were the **most by an NFL team over a four-year period since the merger**. A look at where Green Bay ranks in several interception categories **since 2008**:

<u>Team</u>	<u>Interceptions</u>
1. Green Bay	127
2t. Chicago	106
2t. New England	106

<u>Team</u>	<u>Interception TDs</u>
1t. Green Bay	17
1t. Chicago	17
3. Tampa Bay	15

<u>Team</u>	<u>INT Return Yardage</u>
1. Green Bay	2,200
2. Tampa Bay	1,719
3. Tennessee	1,617

► During McCarthy's tenure, the Packers have a 43-7 (.860) regular-season record when they post at least two INTs. A look at Green Bay's record since 2006 by the number of interceptions they had in the game:

<u>Interceptions</u>	<u>GB Record Since 2006</u>
Zero	7-19 (.269)
One	26-14 (.650)
Two	25-4 (.862)
Three	11-3 (.786)
Four-plus	7-0 (1.000)

2013 HONOR ROLL

QB Aaron Rodgers
 NFC Offensive Player of the Week – Week 2 (vs. Washington)
 FedEx Air NFL Player of the Week – Week 2 (vs. Washington)

RB James Starks
 FedEx Ground NFL Player of the Week – Week 2 (vs. Washington)



PACKERS AT RAVENS – WEEK 6

TAKE IT AWAY NOW

Since Head Coach **Mike McCarthy** took over in 2006, Green Bay has been one of the most productive teams in the league when it comes to taking the ball away from its opponents.

- ▶ Last season, Green Bay recorded 23 takeaways (tied for No. 18 in the NFL). The Packers have generated 227 takeaways since '06, **No. 3 in the league** over that span:

<u>Team</u>	<u>Total Takeaways Since 2006</u>
1. Chicago	261
2. New England	239
3. Green Bay	227
4. Arizona	214
5. Baltimore	213

- ▶ Since **Dom Capers** took over as defensive coordinator in 2009, the Packers have posted at least 32 takeaways in three of four seasons (2009-11):

<u>Team</u>	<u>Total Takeaways Since 2009</u>
1. Chicago	152
2. New England	151
3. Green Bay	138
4. N.Y. Giants	136
5. San Francisco	127

- ▶ Green Bay's takeaway total of 110 from 2009-11 was the best three-year mark by the club since it generated 116 turnovers from 2001-03.
- ▶ The Packers have a **55-13 record** (.809) when they record **at least two takeaways** in a game under McCarthy. A look at the Packers' record by the number of takeaways they have in a game since 2006:

<u>Takeaways In Game</u>	<u>GB Record Since 2006</u>
None	2-14 (.125)
One	19-13 (.594)
Two	24-7 (.774)
Three-plus	31-6 (.838)

- ▶ Since 2008, the Packers have registered at least 100 takeaway points in four of five seasons. The lone exception was in 2012, when Green Bay registered 53 takeaway points.
- ▶ A glance at the top takeaway point totals in the league since 2008:

<u>Team</u>	<u>Takeaway Points (Since 2008)</u>
1. New England	587
2. Green Bay	560
3. Baltimore	542
4. New Orleans	541
5. Chicago	525

- ▶ The Packers have finished in the top five in the league in takeaway points in four of the last five seasons, checking in at No. 1 in 2008 (124 points), tied for No. 1 in 2009 (141 points), No. 5 in 2010 (111 points) and No. 5 in 2011 (118 points).

SELECT COMPANY

By starting against the 49ers in the season opener at San Francisco, **David Bakhtiari** became just the fourth Green Bay rookie to start at left tackle in Week 1 since the AFL-NFL merger in 1970 and the first to do so since 1985.

- ▶ A look at the four Green Bay rookies who have started at LT in the season opener since the 1970 merger:

<u>Player</u>	<u>Date/Opponent</u>
Bill Bain	Sept. 21, 1975, vs. Detroit
Mark Koncar	Sept. 12, 1976, vs. San Francisco
Ken Ruettggers	Sept. 8, 1985, at New England
David Bakhtiari	Sept. 8, 2013, at San Francisco

- ▶ Bakhtiari was drafted by the Packers in the fourth round (109th overall) out of the University of Colorado. Of the four players to start at LT in Week 1 for the Packers since the merger, he is the only one not to be drafted in the first two rounds. Ruettggers (No. 7 overall) and Koncar (No. 23 overall) were first-round picks and Bain was a second-round selection (No. 47 overall).
- ▶ Bakhtiari was the **only rookie in the league** to start at left tackle in Week 1 this season.

GETTING THE CALL

When RB **Eddie Lacy** got the start in Week 1 at San Francisco, he became just the third Green Bay rookie to start at running back in a season opener since the 1970 AFL-NFL merger.

- ▶ A look at the three Green Bay rookies who have started at RB in the season opener since the 1970 merger:

<u>Player</u>	<u>Date/Opponent</u>
John Brockington	Sept. 19, 1971, vs. N.Y. Giants
Brandon Jackson	Sept. 9, 2007, vs. Philadelphia
Eddie Lacy	Sept. 8, 2013, at San Francisco

- ▶ Lacy posted an even more rare feat when he scored on a 2-yard run in the fourth quarter. According to the Elias Sports Bureau, he became the first Packer running back to record a rushing touchdown in his first career game since RB Ralph Earhart did so on a 72-yard run against the Boston Yanks on Sept. 17, 1948.
- ▶ The last Green Bay player at any position to register a rushing TD in his first career game was QB Mark Brunell, who scored on a 5-yard run at Minnesota on Oct. 20, 1994.
- ▶ Lacy finished the game at San Francisco with 41 rushing yards on 14 carries (2.9 avg.) and added a 31-yard reception. The last Packer to have at least 40 rushing yards and 30 receiving yards in his first career game was Jackson (40 rushing/35 receiving vs. Philadelphia, Sept. 9, 2007).
- ▶ Lacy rushed for a career-high 99 yards on 23 carries (4.3 avg.) in the win over the Lions this past Sunday.
- ▶ Lacy ranks No. 2 among rookies in the NFL in rushing yards, despite appearing in only three games this season:

<u>Rookie</u>	<u>Rushing Yards</u>
1. Giovani Bernard, CIN	209
2. Eddie Lacy, GB	150
3. Montee Ball, DEN	124



PACKERS AT RAVENS – WEEK 6

AMONG THE LEADERS

Through Week 5 this season, QB **Aaron Rodgers** once again finds himself among the league leaders in several categories:

<u>Quarterback</u>	<u>Passer Rating</u>
1. Peyton Manning, DEN	136.4
2. Tony Romo, DAL	114.3
3. Philip Rivers, SD	110.5
4. Drew Brees, NO	107.4
5. Aaron Rodgers, GB	105.5

<u>Quarterback</u>	<u>Passing TDs</u>
1. Peyton Manning, DEN	20
2t. Philip Rivers, SD; Tony Romo, DAL	13
4. Drew Brees, NO	12
5t. Sam Bradford, STL; Jay Cutler, CHI; Matt Ryan, ATL	10
8. Aaron Rodgers, GB	9

<u>Quarterback</u>	<u>Passing Yards/Game</u>
1. Peyton Manning, DEN	376.8
2. Drew Brees, NO	344.4
3. Aaron Rodgers, GB	332.8

<u>Quarterback</u>	<u>Yards/Attempt</u>
1. Peyton Manning, DEN	9.52
2. Michael Vick, PHI	8.98
3. Aaron Rodgers, GB	8.76

<u>Quarterback</u>	<u>Touchdown Pct.</u>
1. Peyton Manning, DEN	10.1
2. Tony Romo, DAL	6.9
3. Philip Rivers, SD	6.8
4. Russell Wilson, SEA	6.3
5. Drew Brees, NO	6.0
6. Aaron Rodgers, GB	5.9

<u>Quarterback</u>	<u>25-Yard Passes</u>
1. Michael Vick, PHI	16
2t. Aaron Rodgers, GB	15
2t. Drew Brees, NO	15
2t. Peyton Manning, DEN	15
2t. Geno Smith, NYJ	15

▶ Rodgers' passing-yardage total is the most by a quarterback in franchise history through the first four games of the season:

<u>Quarterback</u>	<u>Passing Yards/First 4</u>
1. Aaron Rodgers, 2013	1,331
2. Aaron Rodgers, 2011	1,325
3. Brett Favre, 1999	1,315

▶ Rodgers led the league in passer rating (108.0) for the second consecutive season in 2012, becoming the first QB to do so since Peyton Manning led the NFL in the category in three straight seasons (2004-06).

▶ Rodgers' combined passer rating of 114.9 from 2011-12 was the best **two-season passer rating in NFL history** (min. 700 att.):

<u>Quarterback</u>	<u>Passer Rating</u>
1. Aaron Rodgers, GB, 2011-12	114.9
2. Peyton Manning, IND, 2004-05	113.0
3. Aaron Rodgers, 2010-11	112.1

▶ With 39 TD passes on the season in 2012, Rodgers now has two of the top three single-season totals in franchise annals:

<u>Quarterback</u>	<u>Passing TDs</u>
1. Aaron Rodgers, 2011	45
2t. Aaron Rodgers, 2012	39
2t. Brett Favre, 1996	39

▶ Rodgers threw 25 TD passes in the first nine games last season, the second straight year he had thrown 25-plus TDs in the opening nine contests. He is the **only quarterback in NFL history** to post 25-plus TD passes in his team's first nine games in two different seasons (28 TD passes in 2011).

▶ The Packers have averaged 28.13 points per game in Rodgers' 82 career regular-season starts, **No. 1 among QBs** since 1950 (min. 50 starts):

<u>Quarterback</u>	<u>Points Per Game</u>
1. Aaron Rodgers, GB	28.13
2. Tom Brady, NE	27.76
3. Norm Van Brocklin, LA/PHI	27.14

▶ A look at where Rodgers ranks in several categories **since 2011** (min. 800 attempts):

<u>Quarterback</u>	<u>Passer Rating</u>
1. Aaron Rodgers, GB	113.7
2. Drew Brees, NO	103.9
3. Tom Brady, NE	99.1

<u>Quarterback</u>	<u>Touchdowns</u>
1. Drew Brees, NO	101
2. Aaron Rodgers, GB	93
3. Tom Brady, NE	80

<u>Quarterback</u>	<u>Yards/Attempt</u>
1. Aaron Rodgers, GB	8.51
2. Drew Brees, NO	8.10
3. Tony Romo, DAL	7.81

<u>Quarterback</u>	<u>Completion Pct.</u>
1. Aaron Rodgers, GB	67.6
2. Drew Brees, NO	67.4
3. Tony Romo, DAL	66.7

<u>Quarterback</u>	<u>TD/INT Ratio</u>
1. Aaron Rodgers, GB	5.47 (93/17)
2. Tom Brady, NE	3.48 (80/23)
3. Alex Smith, SF/KC	2.85 (37/13)

PACKERS AT RAVENS – WEEK 6

A RATINGS SUCCESS

Since taking over as the starter in 2008 (82 starts), **QB Aaron Rodgers** has posted more 100-plus passer rating games (min. 15 attempts) than any other quarterback in the league:

<u>Quarterback</u>	<u>100-Rating Games (Since '08)</u>
1. Aaron Rodgers, GB	49
2. Drew Brees, NO	47
3. Philip Rivers, SD	42
4. Tom Brady, NE	40
5t. Peyton Manning, DEN/IND; Tony Romo, DAL	35

► Rodgers' 43 games with a 100-plus rating in his first 75 career starts **set an NFL record** among QBs whose careers started since 1970:

<u>Quarterback</u>	<u>100-Rating Games (First 75 Starts)</u>
1. Aaron Rodgers, GB	43
2. Tony Romo, DAL	40
3. Philip Rivers, SD	36

► Rodgers posted a 100-plus passer rating in each of the first 12 games in 2011, a streak that **topped the NFL single-season mark** of nine set by Colts QB Peyton Manning in 2004.

► A look at where Rodgers' ranks in the NFL **since 2011**:

<u>Quarterback</u>	<u>100-rating games</u>
1. Aaron Rodgers, GB	24
2. Drew Brees, NO	23
3. Tom Brady, NE	22

<u>Quarterback</u>	<u>130-rating games</u>
1. Aaron Rodgers, GB	10
2t. Peyton Manning, IND/DEN; Drew Brees, NO; Tony Romo, DAL	6

400 CLUB

With his 480-yard passing effort in Week 2 vs. Washington, **QB Aaron Rodgers** tied the single-game franchise mark as he matched QB Matt Flynn's effort vs. Detroit in the 2011 season finale.

► Rodgers now holds three of the top six franchise marks for passing yards in a single game:

<u>Quarterback</u>	<u>Passing Yards</u>
1t. Aaron Rodgers, vs. Was., 9/15/13	480
1t. Matt Flynn, vs. Det., 1/1/12	480
3. Lynn Dickey, at TB, 10/12/80	418
4. Don Horn, vs. StLC, 12/21/69	410
5. Aaron Rodgers, vs. Den., 10/2/11	408
6. Aaron Rodgers, vs. NYG, 12/26/10	404

► Rodgers now has three 400-yard passing games during his career in the regular season, the most in franchise history. No other quarterback in team annals has more than one 400-yard passing effort.

► Rodgers threw for 480 yards and four TDs with no INTs in Week 2 as he joined Giants QB Y.A. Tittle (505/7/0, vs. Washington, Oct. 28, 1962) as the only two QBs in NFL history to throw for 480-plus yards, four-plus TDs and zero INTs in a game.

TAKING HIS PLACE AMONG THE GAME'S BEST

Rodgers surpassed the 1,500-attempt plateau for his career in 2010, the benchmark to qualify for passer rating in the NFL record book.

► Rodgers has completed 1,853 of 2,817 passes (65.8 percent) in his career for 22,992 yards and 180 touchdowns with 49 interceptions for a 105.0 passer rating in the regular season, **No. 1 in NFL history**:

<u>Quarterback</u>	<u>Career Passer Rating</u>
1. Aaron Rodgers, GB	105.0
2. Steve Young, TB/SF	96.8
3. Peyton Manning, IND/DEN	96.7
4. Tony Romo, DAL	96.6
5. Tom Brady, NE	96.1

► With his league-leading 108.0 passer rating last season, Rodgers became only the **second quarterback in NFL history** to register four straight 100-plus passer rating seasons, joining 49ers QB Steve Young (1991-94).

► With 4,295 passing yards in 2012, Rodgers brought his total in five seasons as a starter to 21,332. That ranks **No. 1 in NFL history** for the most passing yards by a QB in his first five seasons as a starter, topping the previous mark held by Peyton Manning (20,618, 1998-2002).

► In 82 career regular-season starts, Rodgers has eclipsed the century mark in passer rating 49 times and recorded 30 games of 300-plus yards.

► Where Rodgers ranks among active NFL quarterbacks **since he took over as the starter in 2008** (min. 1,000 attempts):

<u>Quarterback</u>	<u>Passing Yards</u>
1. Drew Brees, NO	26,452
2. Philip Rivers, SD	22,813
3. Aaron Rodgers, GB	22,663

<u>Quarterback</u>	<u>Passing TDs</u>
1. Drew Brees, NO	202
2. Aaron Rodgers, GB	179
3. Philip Rivers, SD	158

<u>Quarterback</u>	<u>Passer Rating</u>
1. Aaron Rodgers, GB	105.6
2. Peyton Manning, IND/DEN	100.9
3. Drew Brees, NO	100.8

<u>Quarterback</u>	<u>Yards/Attempt</u>
1. Aaron Rodgers, GB	8.22
2. Philip Rivers, SD	8.13
3. Drew Brees, NO	7.93

<u>Quarterback</u>	<u>INT Percentage</u>
1. Tom Brady, NE	1.6
2. Aaron Rodgers, GB	1.7
3. Sam Bradford, STL	2.2

<u>Quarterback</u>	<u>25-Yard Passes</u>
1. Drew Brees, NO	208
2. Aaron Rodgers, GB	199
3t. Eli Manning, NYG; Philip Rivers, SD	179

<u>Quarterback</u>	<u>Rushing Yards</u>
1. Michael Vick, PHI	1,999
2. Cam Newton, CAR	1,570
3. Aaron Rodgers, GB	1,437



PACKERS AT RAVENS – WEEK 6

TAKING CARE OF THE BALL

Since taking over as the starter in 2008, QB **Aaron Rodgers** has been one of the best in the league when it comes to limiting interceptions.

- ▶ Rodgers has thrown just 48 interceptions as a starter. His career INT percentage of 1.74 (49 INTs on 2,817 attempts) ranks **No. 1 in NFL history** (min. 1,500 attempts):

<u>Quarterback</u>	<u>Career INT Pct.</u>
1. Aaron Rodgers, GB	1.74
2. Tom Brady, NE	2.05
3. Neil O'Donnell, PIT/NYJ/CIN/TEN	2.11

- ▶ Rodgers also ranks **No. 1 in league annals** in career TD/INT ratio:

<u>Quarterback</u>	<u>TD/INT Ratio</u>
1. Aaron Rodgers, GB	3.67 (180/49)
2. Tom Brady, NE	2.71 (341/126)
3. Peyton Manning, IND/DEN	2.17 (456/210)

- ▶ At the time of Rodgers' 150th career TD pass (Week 7 last season), he had thrown just 42 career INTs. That easily bested Dolphins QB Dan Marino's **NFL record** of 69 INTs at the time of his 150th career TD pass.

- ▶ Rodgers holds two of the three lowest interception percentage marks (min. 200 attempts) in a season in team history:

<u>Quarterback</u>	<u>Season INT Pct.</u>
1t. Aaron Rodgers, 2011	1.20 (6 INTs, 502 att.)
1t. Bart Starr, 1966	1.20 (3 INTs, 251 att.)
3. Aaron Rodgers, 2009	1.29 (7 INTs, 541 att.)

- ▶ Rodgers **leads the league** with 45 zero-interception games since 2008:

<u>Quarterback</u>	<u>Zero-INT Games</u>
1. Aaron Rodgers, GB	45
2. Tom Brady, NE	42
3. Joe Flacco, BAL	41

- ▶ Rodgers saw his streak of 41 straight regular-season starts without a two-INT game come to an end in Week 3 at Cincinnati, the **longest streak by an NFL QB since the 1970 AFL-NFL merger**. The previous record was 27 straight games by QB Neil O'Donnell from 1997-99.

- ▶ In Week 1 at San Francisco, Rodgers' streak of 159 consecutive passing attempts in the regular season without an interception came to an end. It is tied for the fourth-longest streak in team history.

HITTING HIS MARK

QB **Aaron Rodgers** completed 371 of 552 passes last season, a 67.2 completion percentage that ranked **No. 3 in the league**.

- ▶ Rodgers set a single-season franchise record with his 68.3 completion percentage (343-502) in 2011. He holds the top two and three of the top four single-season marks in team annals:

<u>Quarterback</u>	<u>Completion Pct.</u>
1. Aaron Rodgers, 2011	68.3
2. Aaron Rodgers, 2012	67.2
3. Brett Favre, 2007	66.5
4. Aaron Rodgers, 2010	65.7
5. Brett Favre, 2003	65.3

- ▶ Rodgers ranks **No. 2 in NFL history** in career completion percentage (min. 1,500 attempts), connecting on 1,853 of 2,817 attempts:

<u>Quarterback</u>	<u>Career Completion Pct.</u>
1. Chad Pennington, NYJ/MIA	66.0
2. Aaron Rodgers, GB	65.8
3. Drew Brees, SD/NO	65.7

- ▶ Rodgers finished last season with 371 completions, one shy of the single-season franchise mark:

<u>Quarterback</u>	<u>Completions</u>
1. Brett Favre, 2005	372
2. Aaron Rodgers, 2012	371
3. Brett Favre, 1994	363

- ▶ In Week 3 at Cincinnati, Rodgers moved past Bart Starr (1,808) for **No. 2** on the all-time franchise list behind only Brett Favre (5,377).

THIRD DOWN IS THE CHARM

- ▶ A glance at where QB **Aaron Rodgers** ranks on third down in several categories since 2009 (min. 250 attempts):

<u>Quarterback</u>	<u>Passer Rating</u>
1. Aaron Rodgers, GB	111.6
2. Tom Brady, NE	106.5
3. Drew Brees, NO	103.6

<u>Quarterback</u>	<u>TD/INT Ratio</u>
1. Tom Brady, NE	8.17 (49/6)
2. Aaron Rodgers, GB	4.89 (44/9)
3. Matt Ryan, ATL	2.87 (43/15)

<u>Quarterback</u>	<u>Yards/Attempt</u>
1. Aaron Rodgers, GB	9.11
2. Drew Brees, NO	8.39
3. Philip Rivers, SD	8.31

<u>Quarterback</u>	<u>25-Yard Passes</u>
1. Eli Manning, NYG	56
2. Aaron Rodgers, GB	55
3. Philip Rivers, SD	49

- ▶ Rodgers has completed 22 of 39 passes for 284 yards and a TD with one INT for a 77.3 passer rating on third down this season.

- ▶ In 2012, Rodgers threw for 1,298 yards and nine TDs with one INT on 92-of-144 passing (63.9 percent) on third down. He ranked No. 1 in the league in third-down passer rating (110.8), No. 1 in yards per attempt (9.01) on third down and No. 2 in 25-yard passes (15) on third down.

- ▶ He connected on 80 of 122 passes (65.6 percent) for 1,136 yards and nine TDs with two INTs on third down in 2011. His passer rating of 113.3 on third down ranked **No. 2 in the NFL** in 2011.

- ▶ In '09, Rodgers ranked No. 1 in the NFL with a 133.5 rating. No other quarterback in the league threw for as many yards (1,710) or touchdowns (14) on third down as Rodgers, and his passer rating was the best in the NFL since Kurt Warner's 137.3 rating in 1999 with St. Louis.

- ▶ In 82 career regular-season starts, Rodgers has posted a 100-plus passer rating on third down in 46 of those contests.



PACKERS AT RAVENS – WEEK 6

COOL UNDER FIRE

QB **Aaron Rodgers** was once again one of the most effective passers in the league against the blitz last season.

- ▶ In 2012, Rodgers completed 82 of 127 passes (64.6 percent) for 1,056 yards and 14 TDs with three INTs against the blitz (when a defender not lined up on the line of scrimmage rushes the QB, or more than four players rush the QB) for a 117.4 passer rating.
- ▶ A look at where he ranked in three categories against the blitz in 2012 (min. 60 attempts):

<u>Quarterback</u>	<u>Passer Rating</u>
1. Robert Griffin III, WAS	142.9
2. Alex Smith, SF	127.4
3. Tom Brady, NE	119.5
4. Aaron Rodgers, GB	117.4

<u>Quarterback</u>	<u>Passing TDs</u>
1. Tom Brady, NE	15
2. Aaron Rodgers, GB	14
3t. Andy Dalton, CIN; Peyton Manning, DEN	11

<u>Quarterback</u>	<u>TD Percentage</u>
1. Robert Griffin III, WAS	12.9
2. Aaron Rodgers, GB	11.0
3. Alex Smith, SF	10.3

- ▶ In 82 career starts, Rodgers has posted a 100-plus passer rating against the blitz 40 times (29-11 record in those games). That includes 22 games with a 125-plus rating (149.3 vs. Washington in Week 2).
- ▶ In four games this season, Rodgers has an 80.7 rating against the blitz, connecting on 17 of 35 passes for 260 yards and two TDs with one INT.
- ▶ A glance at where some of Rodgers' numbers against the blitz rank among active quarterbacks **since 2009** (according to STATS LLC, min. 300 attempts):

<u>Quarterback</u>	<u>Passer Rating</u>
1. Aaron Rodgers, GB	112.3
2. Tom Brady, NE	104.6
3. Peyton Manning, DEN/IND	102.5

<u>Quarterback</u>	<u>TD Percentage</u>
1. Aaron Rodgers, GB	7.6
2. Eli Manning, NYG	6.9
3. Tom Brady, NE	6.5

<u>Quarterback</u>	<u>Yards/Attempt</u>
1. Aaron Rodgers, GB	9.43
2. Philip Rivers, SD	8.87
3. Drew Brees, NO	8.37

<u>Quarterback</u>	<u>25-Yard Passes</u>
1. Aaron Rodgers, GB	66
2. Philip Rivers, SD	64
3. Eli Manning, NYG	61

- ▶ In 2011, Rodgers ranked **No. 1 in the NFL** against the blitz with a 131.4 passer rating (85 of 125, 1,500 yards, 11 TDs, two INTs). He also led the league with an average of 12.0 yards per attempt vs. the blitz.

- ▶ The top seasons against the blitz in the NFL since 1993 (according to STATS LLC):

<u>Quarterback</u>	<u>Passer Rating</u>
1. Robert Griffin III, WAS, 2012	142.9
2. Peyton Manning, IND, 2004	136.8
3. Aaron Rodgers, GB, 2011	131.4

<u>Quarterback</u>	<u>Yards/Attempt</u>
1. Aaron Rodgers, GB, 2011	12.00
2. Robert Griffin III, WAS, 2012	10.57
3. Ben Roethlisberger, PIT, 2004	10.48

IN THE ZONE

QB **Aaron Rodgers** has been one of the most efficient signal-callers in the league in the red zone since taking over as the starter, and he is off to another strong start in 2013 in that area (17-24, 123 yards, seven TDs).

- ▶ A glance at where some of Rodgers' numbers inside the 20 rank through Week 5 (min. 10 attempts):

<u>Quarterback</u>	<u>Red-Zone Rating</u>
1. Peyton Manning, DEN	129.4
2. Aaron Rodgers, GB	122.0
3. Ryan Tannehill, MIA	120.1

<u>Quarterback</u>	<u>Completion Pct.</u>
1. Peyton Manning, DEN	87.1
2. Terrelle Pryor, OAK	71.4
3. Aaron Rodgers	70.8

<u>Quarterback</u>	<u>Yards/Attempt</u>
1. Peyton Manning, DEN	5.55
2. Aaron Rodgers, GB	5.13
3. Ryan Tannehill, MIA	5.06

- ▶ Among QBs with 50-plus attempts, Rodgers ranked No. 2 in the NFL in red-zone rating last season (109.9), No. 2 in 2011 (107.0), No. 3 in 2010 (107.4), No. 4 in 2009 (107.7) and No. 2 in 2008 (106.8).
- ▶ A look at where Rodgers ranks among active quarterbacks (min. 150 attempts) in three red-zone categories **since 2008**:

<u>Quarterback</u>	<u>Red-Zone Rating</u>
1. Aaron Rodgers, GB	108.6
2. Peyton Manning, IND/DEN	106.4
3. Drew Brees, NO	101.2

<u>Quarterback</u>	<u>Red-Zone TDs</u>
1. Drew Brees, NO	133
2. Aaron Rodgers, GB	115
3. Peyton Manning, DEN	108

<u>Quarterback</u>	<u>TD/INT Ratio (min. 30 TDs)</u>
1. Aaron Rodgers, GB	57.50 (115/2)
2. Peyton Manning, IND/DEN	27.00 (108/4)
3. Jason Campbell, WAS/OAK/CHI/CLE	21.50 (43/2)



PACKERS AT RAVENS – WEEK 6

BIG-PLAY WAYS

WR **Jordy Nelson** is off to another good start this season with a team-high 371 receiving yards, a 92.8-yard average that ranks No. 7 in the NFL:

<u>Player</u>	<u>Receiving Yards/Game</u>
1. Jimmy Graham, NO	118.6
2. Julio Jones, ATL	116.0
3. Torrey Smith, BAL	111.2
4. DeSean Jackson, PHI	105.0
5. Antonio Brown, PIT	103.0
6. Victor Cruz, NYG	94.6
7. Jordy Nelson, GB	92.8

- ▶ Nelson led the team with 15 TD receptions in 2011, a total that also ranked No. 3 in the NFL. His TD total ranks No. 3 in franchise history behind only Sterling Sharpe (18 in 1994) and Don Hutson (17 in 1942).
- ▶ A look at where Nelson ranks in the NFL in TD catches **since 2011**:

<u>Player</u>	<u>Receiving TDs</u>
1. Rob Gronkowski, NE	28
2. Dez Bryant, DAL	27
3. Jimmy Graham, NO	26
4t. Jordy Nelson, GB	25
4t. Calvin Johnson, DET	25

- ▶ Nelson's 22 TD catches in 2011-12 were the most by a Packer over a two-year span since WR Antonio Freeman posted 26 from 1997-98.
- ▶ Nelson matched his career high with three TD catches last season at Houston in Week 6, becoming the first NFL player to register two three-TD grab games over a seven-game span since Washington WR Santana Moss (2005-06). The last Packer to accomplish the feat was Sharpe in 1994.
- ▶ Nelson is tied for No. 2 in the league in TD catches at home since 2011:

<u>Player</u>	<u>Receiving TDs (Home)</u>
1. Jimmy Graham, NO	18
2t. Jordy Nelson, GB	16
2t. Dez Bryant, DAL	16
2t. Rob Gronkowski, NE	16

- ▶ In Week 6 of 2011 vs. St. Louis, Nelson moved into a tie for the No. 2 spot in team history for the most 80-yard TD catches with the third of his career. WR Greg Jennings holds the career franchise mark with four.
- ▶ With three TD grabs of 80-plus yards during his career, Nelson is tied for No. 2 among active NFL players:

<u>Player</u>	<u>80-Yard TD Catches</u>
1. Greg Jennings, GB/MIN	4
2t. Jordy Nelson, GB ; Mike Wallace, PIT/MIA	3

- ▶ Nelson has an average of 17.0 yards per catch since 2011, **No. 3 in the league** over that span among players with 120-plus receptions:

<u>Player</u>	<u>Receiving Avg.</u>
1. Vincent Jackson, SD/TB	18.7
2. Torrey Smith, BAL	17.9
3. Jordy Nelson, GB	17.0

VERSATILITY ON DISPLAY

In four of his last seven regular-season games, WR **Randall Cobb** has eclipsed the 100-yard receiving mark. He has posted a team-high 25 receptions for 325 yards (13.0 avg.) and two TDs this season.

- ▶ Cobb ranks No. 11 in the NFL this season in receptions per game:

<u>Player</u>	<u>Receptions/Game</u>
1. Julio Jones, ATL	8.2
2. Antonio Brown, PIT	8.0
3t. Jimmy Graham, NO; Andre Johnson, HOU	7.4
5. Pierre Garcon, WAS	7.3
6. Julian Edelman, NE	7.2
7. Demaryius Thomas, DEN	6.8
8t. Jordan Cameron, CLE; Tony Gonzalez, ATL	6.6
10. Antonio Gates, SD	6.4
11. Randall Cobb, GB	6.3

- ▶ Over his last 16 regular-season games, Cobb has caught 94 passes for 1,183 yards (12.6 avg.) and 10 TDs.
- ▶ In 2012, Cobb set the franchise record for the most combined net yards (rushing, receiving, interception returns, punt returns, kickoff returns, fumble returns):

<u>Player</u>	<u>Combined Net Yards</u>
1. Randall Cobb, 2012	2,342
2. Ahman Green, 2003	2,250
3. Ahman Green, 2001	1,981

- ▶ Cobb led the NFL with 2,342 combined net yards (156.1 per game) last season despite missing the season finale due to injury:

<u>Player</u>	<u>Combined Net Yards</u>
1. Randall Cobb, GB	2,342
2. Adrian Peterson, MIN	2,314
3. Calvin Johnson, DET	1,964

- ▶ Cobb became the **first Packer to lead the league** in combined net yards since Travis Williams in 1969 (1,517 yards).
- ▶ With 954 receiving yards and 964 kickoff return yards in 2012, Cobb became the **first player in NFL history** to post 900-plus receiving yards and 900-plus kickoff return yards in the same season.
- ▶ When Cobb returned a fourth-quarter punt 75 yards for a TD vs. San Francisco in the 2012 season opener, it marked the second consecutive season that he scored on a kick return in Week 1.
- ▶ In 2011, Cobb made a splash in his pro debut vs. New Orleans with a 108-yard kickoff return for a TD that matched the NFL record.
- ▶ According to Elias, Cobb is the **only player in NFL history** to score on a kick return (punt or kickoff) in Week 1 each of his first two seasons.
- ▶ Cobb now has three kick return scores in 34 career regular-season games, which already **ties him for No. 2 in franchise history**:

<u>Player</u>	<u>Total Kick Return TDs</u>
1. Travis Williams	6
2t. Randall Cobb , six other players	3



PACKERS AT RAVENS – WEEK 6

JONES JOINS SELECT COMPANY

WR **James Jones** led the league with 14 touchdown catches last season, becoming the first Packer to lead the NFL in TD catches in a season since WR Sterling Sharpe did so with a franchise-record 18 in 1994.

► A look at the top receiving-TD totals in the league last season:

Player	Receiving TDs
1. James Jones, GB	14
2. Eric Decker, DEN	13
3. Dez Bryant, DAL	12
4t. A.J. Green, CIN	11
4t. Rob Gronkowski, NE	11
4t. Brandon Marshall, CHI	11

► Jones' 2012 season total is tied for No. 4 in franchise history:

Player	Receiving TDs
1. Sterling Sharpe, 1994	18
2. Don Hutson, 1942	17
3. Jordy Nelson, 2011	15
4t. Antonio Freeman, 1998	14
4t. James Jones, 2012	14

► Since the start of 2012, Jones has caught 16 TD passes, which ranks **No. 2 in the league** over that span:

Player	Receiving TDs
1. Dez Bryant, DAL	18
2. James Jones, GB	16
3t. Eric Decker, DEN; Jimmy Graham, NO	15

► In Green Bay's Week 6 win last season at Houston, Jones caught two TD passes for the third consecutive game. By doing so, he joined WR Don Hutson (Nov. 14-Dec. 5, 1943) as the **only two players in franchise history** to catch two TD passes in three straight games, according to the Elias Sports Bureau.

► Jones' seven TD catches through the first six games last season were the most by a Packer in the opening six games since WR Billy Howton caught eight TD passes in the first six games in 1956.

► In the Packers' win over the Redskins in Week 2, Jones posted career highs in catches (11) and receiving yards (178), including nine receptions for 152 yards in the first half alone.

► Jones became just the **fifth player in franchise history** to post 11-plus catches and 175-plus receiving yards in a game (Don Hutson did so twice):

Player	Catches/Yards
Don Hutson, vs. CleR, 10/18/42	13/209
Don Hutson, vs. Card-Pitt, 10/8/44	11/207
James Lofton, at Den., 10/15/84	11/206
Don Beebe, vs. SF, 10/14/96	11/220
Javon Walker, at Ind., 9/26/04	11/200
James Jones, vs. Was., 9/15/13	11/178

FINDING FINLEY

With his season-high eight receptions last season in Week 17 at Minnesota, TE **Jermichael Finley** brought his season total to 61 receptions, the most by a tight end in franchise history. He is the only Green Bay TE to register three 55-catch seasons:

Tight End	Receptions
1. Jermichael Finley, 2012	61
2. Paul Coffman, 1979	56
3t. Paul Coffman, 1981	55
3t. Jermichael Finley, 2009, 2011	55

► Finley finished third on the team with the 61 catches for 667 yards (10.9 avg.) and two TDs. He now holds three of the top seven single-season yardage totals by a tight end in team annals:

Tight End	Receiving Yards
1. Paul Coffman, 1983	814
2. Jermichael Finley, 2011	767
3. Paul Coffman, 1979	711
4. Paul Coffman, 1981	687
5. Mark Chmura, 1995	679
6. Jermichael Finley, 2009	676
7. Jermichael Finley, 2012	667

► Since Week 11 last season, Finley has caught 49 passes for 549 yards (11.2 avg.) and three TDs. His reception total over that span is tied for No. 6 among NFL tight ends:

Tight End	Rec. (Since Week 11, 2012)
1. Jimmy Graham, NO	77
2. Jason Witten, DAL	72
3. Tony Gonzalez, ATL	65
4t. Antonio Gates, SD	53
4t. Brandon Myers, OAK/NYG	53
6t. Jermichael Finley, GB	49
6t. Owen Daniels, HOU	49
6t. Jermaine Gresham, CIN	49

► Finley had five-plus catches in five straight regular-season games (Weeks 15-17, 2012; Weeks 1-2 in 2013), a franchise-record streak for TEs.

► A look at where Finley ranks among Green Bay tight ends in career receiving yards and receptions (games played in parentheses):

Tight End	Receiving Yards
1. Paul Coffman, 1978-85	4,223 (119)
2. Jermichael Finley, 2008-13	2,638 (68)
3. Ron Kramer, 1957-64	2,594 (89)

Tight End	Receptions
1. Paul Coffman, 1978-85	322 (119)
2. Bubba Franks, 2000-07	256 (114)
3. Jermichael Finley, 2008-13	215 (68)



PACKERS AT RAVENS – WEEK 6

MASTERFUL PERFORMANCES

P **Tim Masthay** was one of the most effective punters in the league over the final 10 games in 2011, and he continued his solid effort last season.

► Masthay had a 43.5-yard gross average, a 38.9-yard net average and placed 30 of his 70 punts inside the 20 (tied for No. 7 in the NFL) in 2012.

► Masthay matched the team record for the most punts inside the 20 in a season (since 1976):

<u>Player</u>	<u>Punts Inside 20</u>
1t. Tim Masthay, 2012	30
1t. Sean Landeta, 1998	30
3. Craig Hentrich, 1996	28
4t. Craig Hentrich, 1995, 1997	26
4t. Josh Bidwell, 2002	26

► Masthay also set a team record last season for net punting average (since 1976). He now holds the top three marks in franchise history:

<u>Player</u>	<u>Net Punting Avg.</u>
1. Tim Masthay, 2012	38.93
2. Tim Masthay, 2011	38.56
3. Tim Masthay, 2010	37.65
4. Jon Ryan, 2007	37.60
5. Sean Landeta, 1998	37.09

► Masthay had just five touchbacks last season, tied for the second fewest among Green Bay punters with 70-plus punts since 1959:

<u>Player</u>	<u>Touchbacks</u>
1. Louie Aguiar, 1999	4
2t. Tim Masthay, 2010, 2012	5
2t. David Beverly, 1976	5
2t. Don Bracken, 1987	5
2t. Josh Bidwell, 2000	5

► By clearing the 150-punt mark for his career in 2012, Masthay qualified in the franchise record books for career gross punting average. He ranks **No. 1 in team history**:

<u>Player</u>	<u>Career Punting Avg.</u>
1. Tim Masthay, 2010-13	44.2
2. Craig Hentrich, 1994-97	42.8
3. Dick Deschaine, 1955-57	42.6

► With one punt inside the 20 vs. Washington in Week 2, Masthay moved into sole possession of the No. 3 spot in franchise history for the most career punts inside the 20 (since 1976). He is two shy of moving into the No. 2 spot:

<u>Player</u>	<u>Punts Inside 20</u>
1. Craig Hentrich, 1994-97	104
2. Josh Bidwell, 2000-03	85
3. Tim Masthay, 2010-13	84
4. David Beverly, 1975-80	79

RACKING UP POINTS

K **Mason Crosby** has connected on all nine of his field-goal attempts thus far this season, which is **tied for No. 1 in the NFL**:

<u>Player</u>	<u>Field-Goal Pct.</u>
1t. Mason Crosby, GB	100.0 (9-9)
1t. Nick Folk, NYJ	100.0 (11-11)
1t. Graham Gano, CAR	100.0 (6-6)
1t. Robbie Gould, CHI	100.0 (8-8)
1t. Matt Prater, DEN	100.0 (9-9)
1t. Josh Scobee, JAX	100.0 (5-5)
1t. Shaun Suisham, PIT	100.0 (6-6)

► Dating back to 2012, Crosby has made 13 consecutive field goals in the regular season, which is tied for the sixth-longest streak in team history:

<u>Player</u>	<u>Consec. FGs Made</u>
1. Mason Crosby, 2010-11	23
2. Chris Jacke, 1993	17
3. Chris Jacke, 1989-90	15
4t. Ryan Longwell, 2002	14
4t. Ryan Longwell, 2002-03	14
6t. Mason Crosby, 2012-current	13
6t. Ryan Longwell, 1997-98	13
6t. Ryan Longwell, 2000	13

► Crosby tied a single-game franchise record with five made FGs vs. Detroit this past Sunday, matching Jacke (two games with five FGs) and Longwell (one game).

► Crosby currently has 802 career points, which ranks No. 4 in team history:

<u>Player</u>	<u>Career Points</u>
1. Ryan Longwell, 1997-2004	1,054
2. Don Hutson, 1935-45	823
3. Chris Jacke, 1989-96	820
4. Mason Crosby, 2007-13	802
5. Paul Hornung, 1957-62, 1964-66	760

► Crosby reached the 800-point mark for his career in his 100th regular-season game (Week 5 vs. Detroit), the **fastest to 800 points in franchise history** (Longwell, 107 games).

► Crosby ranks No. 2 in franchise annals for 100-point seasons:

<u>Player</u>	<u>100-Point Seasons</u>
1. Ryan Longwell, 1997-2004	8
2. Mason Crosby, 2007-13	6
3t. Paul Hornung, 1960-61, 1964	3
3t. Chris Jacke, 1989, 1993, 1996	3

► Crosby's 762 points from 2007-12 **set an NFL record** for the most scored by a player in his **first six seasons in the league**:

<u>Player</u>	<u>Points (First 6 Seasons)</u>
1. Mason Crosby, GB, 2007-12	762
2. Mike Vanderjagt, IND, 1998-2003	755
3. Nate Kaeding, SD, 2004-09	753



PACKERS AT RAVENS – WEEK 6

CLAY FINDS HIS WAY TO THE QUARTERBACK

LB **Clay Matthews** ranked No. 5 in the league last season with 13.0 sacks, despite missing four games due to a hamstring injury:

<u>Player</u>	<u>Sacks (2012)</u>
1. J.J. Watt, HOU	20.5
2. Aldon Smith, SF	19.5
3. Von Miller, DEN	18.5
4. Cameron Wake, MIA	15.0
5. Clay Matthews, GB	13.0

- ▶ Matthews has finished in the top five in the league in sacks in two of the last three seasons (No. 4 in 2010 with 13.5 sacks).
- ▶ Matthews has registered 45.5 sacks since entering the NFL in 2009, which is **tied for No. 5 in the league** over that span:

<u>Player</u>	<u>Sacks (Since 2009)</u>
1. Jared Allen, MIN	63.0
2. DeMarcus Ware, DAL	61.5
3. Tamba Hali, KC	48.0
4. Robert Mathis, IND	47.5
5t. Clay Matthews, GB	45.5
5t. Cameron Wake, MIA	45.5

- ▶ Matthews ranks No. 3 in team history in 10-sack seasons and No. 5 in two-sack games:

<u>Player</u>	<u>10-Sack Seasons</u>
1t. Reggie White, 1993, 1995, 1997-98	4
1t. Kabeer Gbaja-Biamila, 2001-04	4
3. Clay Matthews, 2009-10, 2012	3

<u>Player</u>	<u>Two-Sack Games</u>
1. Reggie White, 1993-98	16
2. Kabeer Gbaja-Biamila, 2000-08	15
3. Tim Harris, 1986-90	14
4. Aaron Kampman, 2002-09	10
5. Clay Matthews, 2009-13	9

- ▶ Matthews ranks No. 5 in team history with 45.5 career sacks (games played in parentheses):

<u>Player</u>	<u>Career Sacks</u>
1. Kabeer Gbaja-Biamila, 2000-08	74.5 (124)
2. Reggie White, 1993-98	68.5 (95)
3. Tim Harris, 1986-90	55.0 (76)
4. Aaron Kampman, 2002-09	54.0 (112)
5. Clay Matthews, 2009-13	45.5 (62)

- ▶ Matthews registered three sacks in the 2012 postseason, giving him 7.5 career sacks in the playoffs. That ranks No. 2 in team history:

<u>Player</u>	<u>Playoff Sacks</u>
1. Reggie White	8.0
2. Clay Matthews	7.5
3. Keith McKenzie; Sean Jones	4.0

- ▶ Matthews' three sacks in last season's playoffs tied him for No. 2 in franchise history for the most in a single postseason (since 1982), trailing only his 2010 postseason total of 3.5 sacks:

<u>Player</u>	<u>Sacks (Playoffs)</u>
1. Clay Matthews, 2010	3.5
2t. Clay Matthews, 2012	3.0
2t. Tony Bennett, 1993	3.0
2t. Reggie White, 1996	3.0
2t. Keith McKenzie, 1997	3.0
2t. Aaron Kampman, 2003	3.0

- ▶ Matthews has 7.5 career postseason sacks in eight playoff games. Among active players, that total ranks No. 2 in the league for the most sacks by a player in his first eight postseason contests:

<u>Player</u>	<u>Sacks</u>
1. LaMarr Woodley, PIT	11.0
2. Clay Matthews, GB	7.5
3. Terrell Suggs, BAL	7.0

- ▶ Since entering the NFL in 2009, Matthews has registered 148.0 quarterback knockdowns/hurries, which is good for No. 6 in the NFL over that span (according to STATS LLC):

<u>Player</u>	<u>QB Knockdowns/Hurries</u>
1. DeMarcus Ware, DAL	174.0
2. Tamba Hali, KC	168.0
3. Jared Allen, MIN	160.0
4. Trent Cole, PHI	153.5
5. Cameron Wake, MIA	151.0
6. Clay Matthews, GB	148.0

- ▶ When Matthews intercepted Giants QB Eli Manning at New York in Week 13 of 2011 and returned the pick 38 yards for a score, it marked the third straight season that he had scored a defensive TD.
- ▶ Matthews is the **only player in franchise history** to score a defensive TD in each of his first three seasons in the league (2009-11).
- ▶ Matthews was named to his fourth straight Pro Bowl in 2012, becoming the **first Packer** to earn Pro Bowl recognition in each of his first four seasons in the league.
- ▶ He received first-team All-Pro honors from *The Associated Press* in 2010, the first Packer LB to earn that recognition since Tim Harris in 1989. Matthews finished second to only Pittsburgh S Troy Polamalu in the AP Defensive Player of the Year voting in 2010.
- ▶ In 2009, Matthews set a Packers rookie record with 10 sacks on his way to earning Pro Bowl honors, the first Green Bay rookie to be named to the all-star game since Hall of Fame WR James Lofton in 1978.
- ▶ A look at where Matthews' sack total in his first 20 pro games ranks in NFL history (since 1982):

<u>Player</u>	<u>Sacks</u>
1. Aldon Smith, SF	18.5
2. Clay Matthews, GB	17.0
3t. L. O'Neal, SD; J. Abraham, NYJ; V. Miller DEN	16.5



PACKERS AT RAVENS – WEEK 6

M.D. WITH THE TD

In the Packers' loss to Cincinnati in Week 3, S **M.D. Jennings** scored on a 24-yard fumble return, his second touchdown in the last 10 regular-season games.

► Jennings' first career score came on a 72-yard interception return last season at Detroit in Week 11. Since Week 11 last season, Jennings is **tied for No. 2 in the NFL** with the two defensive touchdowns:

<u>Player</u>	<u>Defensive TDs</u>
1. Janoris Jenkins, STL	4 (3 INT, 1 FR)
2t. M.D. Jennings, GB	2 (1 INT, 1 FR)
2t. Zach Brown, TEN	2 (2 INT, 0 FR)
2t. Darius Butler, IND	2 (2 INT, 0 FR)
2t. DeAngelo Hall, WAS	2 (1 INT, 1 FR)
2t. Richard Sherman, SEA	2 (2 INT, 0 FR)

► Since 2012, Jennings is **tied for No. 1 in the NFL** in defensive touchdowns among safeties and the **only safety in the league** to score on both an interception return and a fumble return over that span:

<u>Safety</u>	<u>Defensive TDs</u>
1t. M.D. Jennings, GB	2 (1 INT, 1 FR)
1t. Harrison Smith, MIN	2 (2 INT, 0 FR)
1t. Major Wright, CHI	2 (2 INT, 0 FR)

► With the fumble return for a TD at Cincinnati in Week 3, Jennings became the first Green Bay safety to score on a fumble return since Darren Sharper posted a 15-yard return for a TD vs. Jacksonville on Dec. 19, 2004.

► Among current Packers on the roster, Jennings' is tied with CB **Tramon Williams** (two) for No. 2 on the team in career defensive TDs behind only LB **Clay Matthews** (three TDs).

SACKS FROM THE BACKS

Of the Packers' 12 sacks this season, three have come from their defensive backfield, with S M.D. Jennings and CBs Davon House and Tramon Williams each recording one this season:

► Green Bay ranks No. 2 in the NFL through Week 5 as far as defensive backs with at least one full sack this season:

<u>Team</u>	<u>DBs/Full Sack</u>
1. Oakland	5
2. Green Bay	3
3t. Six teams	2

► Since sacks became an official individual statistic in 1982, the single-season franchise record for the Packers is four different defensive backs with at least one full sack (1986, 2003, 2009, 2012).

► Green Bay's DBs have generated 21.0 sacks since 2009, No. 3 in the NFL over that span:

<u>Team</u>	<u>Sacks by DBs</u>
1. N.Y. Jets	26.5
2. Oakland	23.0
3. New Orleans	22.5
4. Green Bay	21.0

STIFLING SIGNAL-CALLERS

Under defensive coordinator **Dom Capers**, Green Bay's defense has been one of the best in the league in opponent passer rating.

► **Since 2009**, opposing quarterbacks have completed 1,391 of 2,419 passes (57.5 percent) for 16,908 yards and 107 touchdowns with 105 interceptions against the Packers. The 75.8 passer rating registered by opposing signal-callers over that span ranks **No. 2 in the NFL**:

<u>Team</u>	<u>Opp. Passer Rating (Since 2009)</u>
1. N.Y. Jets	72.7
2. Green Bay	75.8
3. Baltimore	76.0

► Green Bay has held its opponents to a passer rating less than 80 in 38 of 68 games since 2009. The Packers have a **36-2 mark (.947)** in those games:

<u>Team</u>	<u><80-Rating Games (Since 2009)</u>
1. N.Y. Jets	42 (28-14)
2. Baltimore	39 (32-7)
3. Green Bay	38 (36-2)

► A look at the Packers' record by opponent passer rating since 2009:

<u>Passer Rating</u>	<u>GB Record Since 2009</u>
Less than 70	26-1 (.963)
71-79	10-1 (.909)
80-89	7-4 (.636)
90-99	1-2 (.333)
100-plus	5-11 (.313)

YOUTH IS SERVED

Based on Week 1 rosters, the Packers checked in as the ninth-youngest team in the NFL this season.

► Green Bay's opening-day roster had an average age of 25.64, which was the fourth youngest in the NFC behind Seattle (24.98), San Francisco (25.43) and Dallas (25.58). AFC squads with younger rosters were Cleveland (25.25), Jacksonville (25.28), Buffalo (25.45), Kansas City (25.57) and the N.Y. Jets (25.58).

► Since General Manager **Ted Thompson** took over in 2005, the Packers' Week 1 roster has been among the 10 youngest in the league each season. That included a string of four straight seasons (2006-09) where Green Bay either had or were tied for the youngest roster in the NFL.

► A look at the average ages of the Packers' Week 1 rosters since 2005:

<u>Season</u>	<u>Average Age/League Ranking</u>
2005	26.19 (9th-tied)
2006	25.57 (1st)
2007	25.72 (1st)
2008	25.57 (1st-tied)
2009	25.70 (1st)
2010	25.92 (5th)
2011	25.74 (3rd-tied)
2012	25.70 (6th)
2013	25.64 (9th)

PACKERS AT RAVENS – WEEK 6

ON THE ROAD AGAIN

Green Bay went 7-1 away from Lambeau Field in 2011, with the seven road wins setting a single-season franchise record.

- ▶ The Packers have been able to stay above the .500 mark on the road during Head Coach **Mike McCarthy's** tenure, a notable achievement in the National Football League.
- ▶ Since 2006, McCarthy's first season as the head coach in Green Bay, only 11 of 32 NFL teams have regular-season road records above .500.

Team	W-L Record	Pct.
1. New England	43-16-0	.729
2. New Orleans	35-23-0	.603
3. Indianapolis	34-24-0	.586
4. N.Y. Giants	34-25-0	.576
5. Philadelphia	33-25-1	.568
6. Green Bay	32-26-0	.552
7. Dallas	31-27-0	.534
8. San Diego	31-28-0	.525
9t. Chicago, Pittsburgh	30-28-0	.517
11. Denver	29-29-0	.500

313 AND COUNTING

Another packed house at Lambeau Field against the Lions in Week 5 brought the stadium's consecutive-sellouts streak to 313 games (295 regular season, 18 playoffs).

- ▶ The league's longest-tenured stadium, Lambeau Field is hosting its 57th season of football in 2013. A total of 635,610 fans made their way through the turnstiles for the nine home contests in 2012.
- ▶ Across American professional sports, only Boston's Fenway Park (1912) and Chicago's Wrigley Field (1914) have longer tenures.

THE LAMBEAU ADVANTAGE

The crown jewel of the National Football League, Lambeau Field has long been known as one of the tougher venues to play in, particularly during the harsh Wisconsin winter.

- ▶ Re-establishing home-field advantage after a 4-4 mark in 2008 was one of the goals of 2009, and with the Packers finishing 6-2 at home, they accomplished that goal. Green Bay followed that up with a 7-1 mark at Lambeau Field in 2010, a perfect 8-0 record in 2011, the first undefeated home mark since 2002, and a 7-1 mark last season.
- ▶ Head Coach **Mike McCarthy** stated consistently upon his arrival in Green Bay that one of the team's goals would be to reclaim the mystique of playing at Lambeau Field. Mission accomplished. The team is 43-9 (.827) at home over its past 52 regular-season games.
- ▶ Since **Ron Wolf** and **Mike Holmgren** began the revitalization of the franchise in 1992, Green Bay owns the best home record in the NFL. A look at the top regular-season home W-L records since the '92 season:

Team	W-L Record	Pct.
1. Green Bay	131-39-0	.771
2. Pittsburgh	121-48-1	.715
3. New England	119-51-0	.700
4. Baltimore (since '96)	96-41-1	.697
5. Denver	119-52-0	.696

HOT AT HOME

The Packers' win over Dallas at Lambeau in Week 10 of 2009 was the first step to a 7-1 finish and a playoff berth for Green Bay.

- ▶ Since that win, the Packers have been one of the best teams in the league at home. Green Bay's lone regular-season defeats since then came to Miami in 2010 (Week 6) and in the 2012 season opener vs. San Francisco:

Team	W-L Record	Pct.
1. Green Bay	28-2	.933
2. New England	26-3	.897
3. Baltimore	26-4	.867

IN THE FREE-AGENCY ERA

Talk of unrestricted free agency in the early '90s led many to forecast tough times for the small-town Green Bay Packers.

- ▶ However, Green Bay has remained among the most successful teams since the advent of free agency in 1993. The Packers have won 10 or more games 13 times since '93 and captured nine division crowns.
- ▶ A look at the most successful teams in the free-agency era:

Team	W-L Since '93	Pct.	Playoff Berths
1. New England	214-111-0	.658	14
2. Green Bay	207-117-0	.639	15
3. Pittsburgh	201-122-1	.622	13
4. Denver	192-133-0	.591	10
5. Indianapolis	191-134-0	.588	14

IN THE LEAGUE RANKINGS, 2013
















GREEN BAY (Team)			BALTIMORE (Team)		
Category	NFC	NFL	Category	AFC	NFL
Turnover Margin (-2)	14T	23T	Turnover Margin (-4)	11	26
Points Scored (29.5)	2	3	Points Scored (23.4)	5	14
Points Allowed (24.3)	7	17	Points Allowed (22.0)	8	14
Total Offense (453.3)	2	3	Total Offense (330.8)	10	21
Rushing (141.0)	3	5	Rushing (77.8)	13	27
Passing (312.3)	3	4	Passing (253.0)	5	14
Total Defense (374.8)	8	19	Total Defense (335.4)	9	14
vs. Rush (86.0)	3	5	vs. Rush (89.8)	3	6
vs. Pass (288.8)	12	26	vs. Pass (245.6)	11	16
Third-Down Offense (38.8%) . . .	6	12	Third-Down Offense (38.4%) . . .	7	14
Third-Down Defense (41.8%) . . .	11	26	Third-Down Defense (30.3%) . . .	3	4
Red-Zone Offense (56.3%)	6T	13T	Red-Zone Offense (52.9%)	9T	19T
Red-Zone Defense (83.3%)	16	32	Red-Zone Defense (33.3%)	2	3T

GREEN BAY (Individual)			BALTIMORE (Individual)		
Category	NFC	NFL	Category	AFC	NFL
Passing: Rodgers (105.5)	3	5	Passing: Flacco (70.1)	16	28
Rushing: Starks (187)	14	32	Rushing: Pierce (197)	18	31
Receptions: Cobb (25)	15T	31T	Receptions: T.Smith (27)	11T	25T
Rec. Yds.: Nelson (371)	10	18	Rec. Yds.: T.Smith (556)	1	3
Interceptions: Neal/Shields (1) . .	19T	32T	Interceptions: D.Smith (2)	4T	5T
Sacks: Matthews (3.0)	9T	24T	Sacks: Suggs (7.0)	4	4



2013 SCHEDULE NOTES

2013 OPPONENTS

		NFL Rank (2013)	
	Record	Offense	Defense
 Atlanta Falcons.....(1-4)	(1-4)	6	18
 at Baltimore Ravens...(3-2)	(3-2)	21	14
 Chicago Bears.....(3-2)	(3-2)	11	20
 at Cincinnati Bengals...(3-2)	(3-2)	22T	8
 Cleveland Browns.....(3-2)	(3-2)	27	4
 at Dallas Cowboys.....(2-3)	(2-3)	10	28
 Detroit Lions.....(3-2)	(3-2)	9	24
 Minnesota Vikings.....(1-3)	(1-3)	15	30
 at New York Giants.....(0-5)	(0-5)	20	26
 Philadelphia Eagles.....(2-3)	(2-3)	2	31
 Pittsburgh Steelers.....(0-4)	(0-4)	19	10
 at San Francisco 49ers...(3-2)	(3-2)	25	5
 Washington Redskins...(1-3)	(1-3)	8	32

A LOOK AT THE SCHEDULE

The Green Bay Packers' 93rd NFL regular-season schedule is headlined by four prime-time games (subject to flexible scheduling) and a Thanksgiving contest at Detroit.

- ▶ Green Bay's schedule includes seven games against 2012 playoff teams, with three of those contests (Atlanta, Minnesota, Washington) at Lambeau Field and four on the road (Baltimore, Cincinnati, Minnesota, San Francisco). The Packers will travel to play both of the teams that played in Super Bowl XLVII (Baltimore and San Francisco).
- ▶ The Packers have two prime-time contests at home (vs. Chicago on *Monday Night Football* in Week 9 and vs. Atlanta on Sunday night in Week 14) and two on the road (Sunday night contests at Minnesota in Week 8 and at the N.Y. Giants in Week 11). Green Bay plays at Detroit on Thanksgiving in a nationally televised contest.
- ▶ The Packers' bye was in Week 4, the earliest their open date has come on the schedule since they had a Week 4 bye in 1999.
- ▶ For the first time since entering the National Football League in 1921, Green Bay does not have back-to-back road games on its schedule.
- ▶ The Packers have 14 games on Sunday, including seven straight to start the season, one Monday night game and the Thursday game on Thanksgiving.
- ▶ For just the second time in eight seasons under Head Coach **Mike McCarthy** (also 2010), the Packers opened the season on the road, this year against San Francisco on Sunday, Sept. 8. Green Bay opened its season against the 49ers for the second straight year and at San Francisco for the first time in franchise history.
- ▶ In Week 2, the Packers opened their home slate against the Redskins for the first time since 1933, when they hosted the Boston Redskins in the season opener.
- ▶ Green Bay headed into its Week 4 bye with a road contest at Cincinnati in Week 3, and then hosted Detroit in Week 5, the third time in the past five seasons that the Lions have visited Lambeau Field in October.
- ▶ The Packers travel to Baltimore in Week 6 to take on the Ravens, the second straight season that Green Bay has visited the defending Super Bowl champions (N.Y. Giants in 2012).
- ▶ Green Bay's Week 8 trip to Minnesota for a Sunday night contest kicks off a stretch of three prime-time games in four weeks for the Packers.
- ▶ In Week 9, the Packers will host the Bears in a Monday night game, the 21st consecutive season that Green Bay has appeared on *Monday Night Football* (1993-2013). It marks the eighth straight season (2006-13) that the division rivals have squared off in a prime-time contest.
- ▶ Green Bay stays home on a short week to host the Eagles in Week 10 before traveling to New York for the second straight season to play the Giants in a Sunday night contest.
- ▶ The Packers visit Detroit on Thanksgiving (Week 13) for the fourth time in seven seasons (2007, 2009, 2011) and then return home for their final scheduled prime-time contest against Atlanta in Week 14 on Sunday night.
- ▶ The Packers' lone NFC North contest in the final month of the season comes in Week 17 at Chicago, the second time under McCarthy (also 2006) that Green Bay has closed out the regular season at Soldier Field. The Packers visit Dallas in Week 15 and host Pittsburgh in the home finale in Week 16.



STREAKS & MILESTONES – REGULAR SEASON

18 RANDALL COBB

- ▶ Set a single-season franchise record with a league-high 2,342 combined net yards in 2012, topping the previous team mark of 2,250 yards by RB Ahman Green in 2003.
- ▶ Has three kick return scores (two punts, one kickoff) in his career, which ties him for No. 2 in franchise history behind only RB Travis Williams' six return TDs (one punt, five kickoffs).
- ▶ Is tied for No. 4 in the NFL with the three total kick return TDs since 2011.

2 MASON CROSBY

- ▶ His 762 points from 2007-12 rank No. 1 in NFL history for the most points scored by a player in his first six seasons, topping the mark of Indianapolis K Mike Vanderjagt (755, 1998-2003).
- ▶ In 2011, set a franchise record with a 58-yard field goal in Week 7 at Minnesota, eclipsing the mark of 56 yards he held (Week 1 at Philadelphia, 2010; Week 5 at Atlanta, 2011).
- ▶ Ranks No. 4 in team annals with 802 career points, having surpassed Paul Hornung (760) last season at Minnesota in Week 17. Needs 19 points to surpass No. 3 Chris Jacke (820).
- ▶ Reached the 800-point mark for his career in his 100th game, the fastest in franchise history ahead of Longwell (107 games).
- ▶ Ranks No. 2 in team history for the most 100-point seasons with six, trailing only K Ryan Longwell (eight).
- ▶ Made 23 straight field goals from Week 13 of 2010 through Week 10 of 2011, the longest regular-season streak in franchise history as he eclipsed Chris Jacke's mark of 17 (1993).
- ▶ For his career, has hit 105 of 116 field goals (90.5 percent) from 39 yards and closer.
- ▶ Has hit 41 of 57 field goals (71.9 percent) from 40-49 yards.
- ▶ Has hit 15 of 34 field goals (44.1 percent) from 50-plus yards.

88 JERMICHAEL FINLEY

- ▶ Set a single-season franchise record for the most catches by a tight end with 61 in 2012.
- ▶ Is the only tight end in franchise history to register three 55-catch seasons (2009, 2011, 2012).
- ▶ Ranks No. 2 all-time among Green Bay tight ends with three 100-yard receiving games in his career, trailing only Paul Coffman (six).
- ▶ Ranks No. 2 among TEs in team history with 2,638 receiving yards, having surpassed Ron Kramer (2,594) in Week 2 vs. Washington.
- ▶ Is No. 3 among TEs in team annals with 215 receptions. Needs 42 more catches to move past No. 2 Bubba Franks (256).
- ▶ In Week 4 vs. New Orleans last season, surpassed 2,000 career receiving yards in his 52nd career game, fastest among tight ends in franchise history (Coffman, 66 games).

50 A.J. HAWK

- ▶ Is tied for No. 2 in franchise history for the most seasons leading the team in tackles with four (2006, 2008, 2010, 2012). He trails only LB Nick Barnett, who led the team in tackles five times (2003-05, 2007, 2009).
- ▶ Has either led the team or finished second in tackles in six of his seven seasons in Green Bay. Has posted 100-plus tackles in six of seven seasons.
- ▶ Currently has 912 career tackles and is 41 tackles shy of moving into the top five in team history (since defensive stats began to be recorded by coaches in 1975). Trails No. 5 LeRoy Butler (953 career tackles) by 41 tackles.

89 JAMES JONES

- ▶ Led the NFL with 14 TD catches in 2012, the first Packer to lead the league in the category since WR Sterling Sharpe did so with a franchise-record 18 in 1994.
- ▶ Caught at least two TD passes in three straight games in 2012 (Weeks 4-6), joining Don Hutson (1943) as the only players in franchise history to accomplish that feat.
- ▶ Has caught at least five TD passes each of the past four seasons (2009-12), the first Packer to do so since WR Antonio Freeman accomplished the feat in six consecutive seasons (1996-2001).
- ▶ Is the only offensive player on the Packers to play in every regular-season game since the start of the 2009 season.
- ▶ Ranks No. 11 in franchise history with 36 career TD catches. Needs four more TD grabs to move past Paul Coffman (39) for the No. 10 spot.

8 TIM MASTHAY

- ▶ Ranks No. 1 in franchise history (min. 150 punts) with a 44.2-yard gross punting average.
- ▶ Set a single-season franchise record with his 45.6-yard gross average in 2011, surpassing Craig Hentrich's 45.0-yard mark in 1997.
- ▶ Tied Sean Landeta's single-season franchise record (1998) by placing 30 punts inside the 20-yard line in 2012.
- ▶ Holds the top three single-season marks for net punting average in franchise history (since 1976) with a 38.93 average in 2012, a 38.56 average in 2011 and a 37.65 average in 2010.
- ▶ Ranks No. 3 in franchise annals (since 1976) for the most punts inside the 20 with 84 in his career, trailing only Craig Hentrich (104) and Josh Bidwell (85).

Two years after he co-founded the Packers with Curly Lambeau, George Calhoun began writing a piece called The Dope Sheet, which served as the official press release and game program from 1921-24.





STREAKS & MILESTONES – REGULAR SEASON

52 CLAY MATTHEWS

- ▶ Only player in franchise history to be named to the Pro Bowl each of his first four seasons in the league (2009-12).
- ▶ Only player in team history to score a defensive TD in each of his first three seasons in the league (2009-11).
- ▶ His 17 sacks in his first 20 games were the most by an NFL player to start his career at the time, eclipsing the mark of 16.5 set by Leslie O'Neal (1986, 1988) and John Abraham (2000-01).
- ▶ Is the first NFL player since sacks became an official stat in 1982 to post a double-digit sack total and a defensive TD in each of his first two seasons in the league.
- ▶ First player in franchise annals to post 10-plus sacks in each of his first two years in the NFL.
- ▶ Ranks No. 5 in team history with 45.5 career sacks.
- ▶ His 29.5 sacks from 2009-11 were tied for No. 1 in team history with Tony Bennett for the most sacks by a Packer in his first three seasons in the league.
- ▶ Is tied for No. 5 in the NFL with 45.5 sacks since 2009.
- ▶ Set a franchise rookie record with 10 sacks in 2009.

87 JORDY NELSON

- ▶ Is tied for No. 4 in the NFL with 25 TD catches since 2011 and is tied for No. 2 in the league with 16 TD grabs at home over that span.
- ▶ His 22 TD grabs from 2011-12 were the most by a Packer over a two-year span since WR Antonio Freeman posted 26 TDs from 1997-98.
- ▶ Caught 15 TD passes in 2011, joining WRs Sterling Sharpe (18 in 1994) and Don Hutson (17 in 1942) as the only players in franchise annals to catch 15-plus TD passes in a season.
- ▶ Is tied for No. 2 among active players with three career TD catches of 80-plus yards.

12 AARON RODGERS

- ▶ Ranks No. 1 in NFL history with a 105.0 career passer rating.
- ▶ Set an NFL single-season record in 2011 with a 122.5 passer rating and set team marks for TD passes (45), passing yards (4,643), completion percentage (68.3), yards per attempt (9.25), TD/INT ratio (7.50) and 300-yard games (eight).
- ▶ Posted 21,332 passing yards from 2008-12, the most in NFL history by a quarterback in his first five seasons as a starter.
- ▶ Threw a TD pass in 35 straight regular-season games at Lambeau Field from 2008-12, a team record (previous mark was 25 by Brett Favre, 1992-96). It was the second-longest home streak in NFL history behind Dan Marino's 39-game streak from 1983-88.
- ▶ Tied a single-game franchise record with six TD passes at Houston in Week 6 of 2012, matching Matt Flynn's mark (Jan. 1, 2012, vs. Detroit).
- ▶ In 82 regular-season starts, has 30 career 300-yard games, 34 three-TD games and 45 zero-INT games.
- ▶ Has posted a 100-plus passer rating 49 times. Set an NFL record for quarterbacks whose careers started since 1970 with 43 games with a 100-plus passer rating in his first 75 starts.
- ▶ Posted a 100-plus passer rating in four straight seasons (2009-12), one of only two QBs in league history to accomplish that feat (Steve Young, 1991-94).
- ▶ Is the only QB in team history with three 400-yard passing games, including a 480-yard effort vs. Washington in Week 2 this season that

tied a franchise record.

- ▶ When he hit the 150-TD mark for his career, he had thrown just 42 INTs to that point, the fewest in NFL history as he surpassed Dan Marino's mark of 69 INTs at the time of his 150th TD pass.
- ▶ In 2009, became first QB in NFL history to throw 30 or more TDs, seven or fewer INTs, and rush for five TDs in the same season.
- ▶ Has registered a passer rating over 110.0 in four or more consecutive games three times in his career (Weeks 3-7, 2009; Week 9, Weeks 11-13, 2010; Weeks 1-7, 9-12, 2011), one of only two quarterbacks in franchise history (Bart Starr, 1966) to accomplish the feat in a single season.
- ▶ Is the only NFL QB since the 1970 merger to post four straight 110-plus rating games in three straight seasons (2009-11).
- ▶ Posted four or more rushing TDs in three straight seasons (2008-10), becoming only the second Packers QB to accomplish that feat (Tobin Rote, 1954-56), and eclipsed 300 rushing yards in back-to-back seasons (2009-10), the first since Rote in 1954-56.
- ▶ Ranks No. 2 in team history with 180 TD passes, having surpassed Bart Starr (152) in Week 8 of 2012.
- ▶ With 18 career rushing TDs, ranks No. 2 in team history among QBs behind only Tobin Rote (29).

		NFL Offense			NFL Defense			
		Total	Rush	Pass	Total	Rush	Pass	
After	Week ...	Opp.						
	1	at SF	11	26T	8	31	20T	30
	2	WAS	1	16	2	29	17	30
	3	at Cin	3	10	3	27	11	27
	4	(bye)	3	9	3	28	8	28
	5	DET	3	5	4	19	5	26
	6	at Bal						
	7	CLE						
	8	at Min						
	9	CHI						
	10	PHI						
	11	at NYG						
	12	MIN						
	13	at Det						
	14	ATL						
	15	at Dal						
	16	PIT						
	17	at Chi						
	Packers in 2012		13	20	9	11	17	11
	Packers in 2011		3	27	3	32	14	32
	Packers in 2010		9	24	5	5	18	5
	Packers in 2009		6	14	7	2	1	5
	Packers in 2008		8	17	8	20	26	12
	Packers in 2007		2	21	2	11	14	12
	Packers in 2006		9	23	8	12	13	17
	Packers in 2005		18	30	7	7	23	1
	Packers in 2004		3	10	3	25	14	25
	Packers in 2003		4	3	16	17	10	23
	Packers in 2002		12	12	10	12	21	3
	Packers in 2001		6	21	3	12	16	15
	Packers in 2000		15	23	8	15	8	19
	Packers in 1999		9	21	7	19	22	18
	Packers in 1998		5	25	3	4	4	10
	Packers in 1997		4	12	3	7	20	8
	Packers in 1996		5	11	5	1	4	1
	Packers in 1995		7	26	3	14	7	21
	Packers in 1994		9	19	9	6	3	15
	Packers in 1993		19	22	18	2	8	7

PACKERS STARTERS – OFFENSE

WR Jordy Nelson, 6th Year, Kansas State, D2a-08

- ▶ Is tied for No. 4 in the NFL with 25 TD catches since 2011 and is tied for No. 2 in the league with 16 TD grabs at home over that span.
- ▶ Caught 49 passes for 745 yards (15.2 avg.) and seven TDs last season despite missing four full games and most of two others due to injury.
- ▶ With 15 TD catches in 2011, became only the third player in franchise history to catch 15 or more TDs in a season, joining WRs Sterling Sharpe (18 in 1994) and Don Hutson (17 in 1942).
- ▶ Became the first player since the 1970 AFL-NFL merger to post three 80-yard TD grabs over an eight-game span in the regular season (Week 16, 2010-Week 6, 2011).

LT David Bakhtiari, Rookie, Colorado, D4a-13

- ▶ Became just the fourth Green Bay rookie to start at LT in the season opener since the 1970 AFL-NFL merger and the first since 1985.
- ▶ Earned second-team All-Pacific-12 honors from the conference's coaches each of his last two seasons (sophomore and junior) at Colorado.
- ▶ Was named to the watch lists for both the Outland Trophy and the Lombardi Award in 2012.
- ▶ Opened 22 games at LT over his final two seasons after starting at right tackle as a redshirt freshman in 2010.

LG Josh Sitton, 6th Year, Central Florida, D4b-08

- ▶ Has started 66 games since 2009, the most by an offensive lineman in a Green Bay uniform over that span.
- ▶ Was named to his first career Pro Bowl in 2012, becoming the first Green Bay guard to be selected since Marco Rivera in 2004.
- ▶ Was named 2010 Offensive Lineman of the Year by the NFL Alumni Association.
- ▶ According to STATS LLC, allowed only 7.5 sacks in his first four seasons as a starter (2009-12).
- ▶ Was the only Packer on either side of the ball to not miss a snap from 2009-10.

C Evan Dietrich-Smith, 4th Year, Idaho State, FA-10

- ▶ Appeared in all 16 games last season with a career-high six starts (four at LG, two at C).
- ▶ Has started games at three different positions during his career (six at C, five at LG, two at RG).
- ▶ Rejoined the Packers in Week 17 of 2010 after being released at the end of training camp that season; spent the first four weeks of the season with Seattle.
- ▶ Was the only non-drafted rookie to make the Packers' opening-day roster in 2009.
- ▶ Set an Idaho State record with 44 starts on the offensive line, playing all five positions in his college career, including the last two years at LT.

RG T.J. Lang, 5th Year, Eastern Michigan, D4-09

- ▶ Started 15 of 16 games last season (12 at LG, three at RT) and has started 34 contests since 2011.
- ▶ Has started games at four different positions on the line as a pro (27 at LG, five at RT, four at RG, two at LT).
- ▶ Started games at both tackle spots in his first season (2009) and became the first Packers rookie to start consecutive games at left tackle since Chad Clifton in 2000.
- ▶ Began his college career as a defensive lineman, but converted to the offensive line as a sophomore and started 36 straight games (10 at RT, 26 at LT) over his final three years.

RT Don Barclay, 2nd Year, West Virginia, FA-12

- ▶ Appeared in all 16 games in 2012, the only Green Bay rookie on the offensive side of the ball to do so last season.
- ▶ Including playoffs, has started 10 consecutive games at RT.
- ▶ Was one of four rookie free agents to make the Packers' opening-day roster in 2012.
- ▶ Started three years at LT for West Virginia and tied a school record by playing in 52 career games, including 39 consecutive contests.

TE Jermichael Finley, 6th Year, Texas, D3-08

- ▶ Played in all 32 contests over the last two seasons and ranked No. 3 on the team last season with 61 catches, the most ever by a Green Bay tight end, for 667 yards (10.9 avg.) and two TDs.
- ▶ Is the only tight end in team history to register three 55-catch seasons.
- ▶ Set a career high with 767 receiving yards in 2011, the No. 2 mark in franchise annals behind only Paul Coffman's 814 yards in 1983.
- ▶ Ranks No. 2 on the all-time franchise list among tight ends for receiving yards (2,638) and No. 3 for receptions (215).

WR Randall Cobb, 3rd Year, Kentucky, D2-11

- ▶ Has gone over the 100-yard receiving mark in two games this season and ranks No. 11 in the league in receptions per game (6.3).
- ▶ Set a franchise single-season record with a league-high 2,342 combined net yards in 2012, topping the previous team mark of 2,250 yards by RB Ahman Green in 2003.
- ▶ With 954 receiving yards and 964 kickoff return yards in 2012, he became the first player in NFL history to post 900-plus yards in each category in the same season.
- ▶ Led the team in receptions (80) and receiving yards (954) in 2012 and finished second on the squad in TD catches (eight).

QB Aaron Rodgers, 9th Year, California, D1-05

- ▶ His career passer rating of 105.0 ranks No. 1 in NFL history.
- ▶ Ranks No. 3 in the NFL this season in passing yards/game (332.8), No. 5 in passer rating (105.5), No. 3 in yards per attempt (8.76) and No. 8 in TD passes (nine).
- ▶ Posted 21,332 passing yards from 2008-12, which ranks No. 1 in league history for the most passing yards by a QB in his first five seasons as a starter (previous record was Peyton Manning, 20,618, 1998-2002).
- ▶ In 82 regular-season starts (54-28 record), has posted 30 games with 300-plus passing yards, 45 without an interception and 49 with a 100-plus passer rating.
- ▶ In 2011, set an NFL record with a 122.5 passer rating and set franchise marks for TD passes (45), passing yards (4,643), completion percentage (68.3), yards per attempt (9.25) and 300-yard games (eight) on his way to earning NFL Most Valuable Player honors from *The Associated Press*.

RB Eddie Lacy, Rookie, Alabama, D2-13

- ▶ Became just the third Green Bay rookie since the merger to start the season opener at RB, joining Brandon Jackson (2007) and John Brockington (1971).
- ▶ Ranks No. 2 in the league among rookies with 150 rushing yards this season, despite appearing in just three games.
- ▶ Earned first-team All-Southeastern Conference following his first full season as the starter in 2012, rushing for 1,322 yards and 17 TDs on 204 carries (6.5 avg.). The 17 rushing TDs were a single-season school record and his yardage total was the sixth highest in school annals.
- ▶ A member of national championship teams in three of his four years on campus at Alabama, he finished with the highest yards-per-carry average (6.8) in school history for players with 300-plus attempts.

FB John Kuhn, 8th Year, Shippensburg, W-07 (Pit)

- ▶ Has played in 95 of 100 games (102 of 107 including playoffs) during his six seasons in Green Bay, appearing in all 16 regular-season contests in four of those seasons.
- ▶ Selected to the Pro Bowl in 2011, becoming the first Green Bay fullback to be honored since William Henderson in 2004.
- ▶ Only player on the team to have a rushing and receiving touchdown each season from 2008-11, and was the first Packer to achieve that feat since RB Ahman Green (2001-04).
- ▶ Led the team with four rushing TDs in 2011 and led the running backs with six total TDs.



PACKERS STARTERS – DEFENSE

LDE B.J. Raji, 5th Year, Boston College, D1a-09

- ▶ Earned his first bid to the Pro Bowl in 2011, becoming the first Green Bay defensive tackle since Bob Brown in 1972 to be voted to the all-star team.
- ▶ Has played in 57 games since 2010 (including playoffs), tied for the fourth most in the NFL by a defensive lineman over that span.
- ▶ Led all NFL nose tackles with 6½ sacks in 2010, the third most recorded by a nose tackle since 1990 (according to STATS LLC).
- ▶ Named to the *Pro Football Weekly*/PFWA All-Rookie team in 2009, the first Green Bay defensive lineman to be selected since DE Vonnie Holliday in 1998.

NT Ryan Pickett, 13th Year, Ohio State, UFA-06 (StL)

- ▶ Has played in 182 of a possible 196 regular-season games during his career, missing just nine contests due to injury.
- ▶ Was the only Green Bay defensive lineman to start all 16 games last season and led the line with 75 tackles (27 solo).
- ▶ Key component of Packers' No. 1-ranked rushing defense in 2009 (franchise-record 83.3 yards allowed per game), the first time in team history that Green Bay led the league in that category.
- ▶ Signed with Green Bay as an unrestricted free agent in 2006 after spending five seasons with St. Louis (2001-05). Led all NFL defensive linemen with 115 tackles in 2005.

RDE Johnny Jolly, 5th Year, Texas A&M, D6a-06

- ▶ Returned to the team this season following a three-year hiatus due to an NFL-issued suspension for violation of the league's substance-abuse policy.
- ▶ Posted a career-high 11 passes defended in 2009, the most by a Green Bay defensive lineman since the team began recording the statistic in 1980.
- ▶ Has played in 52 career games for the Packers with 41 starts and has recorded 201 tackles (105 solo), three sacks, an interception, 22 passes defended, four fumble recoveries and one forced fumble.
- ▶ Had a blocked FG, an interception and a fumble recovery in 2009, becoming the first Packer since CB Doug Evans (1993) to record all three in the same season.

LOLB Nick Perry, 2nd Year, Southern California, D1-12

- ▶ Held the starting role at LOLB for the first six games of his rookie campaign in 2012 before succumbing to a wrist injury that ended his season.
- ▶ Registered 29 tackles (18 solo) and two sacks in 2012.
- ▶ Earned first-team All-Pacific-12 recognition as a junior at Southern California in 2011, registering a team-high and career-best 9.5 sacks. His sack total led the Pac-12 and was tied for No. 14 nationally.
- ▶ Was one of six finalists for the Hendricks Award in 2011, which is given to the nation's top defensive end.

BLB A.J. Hawk, 8th Year, Ohio State, D1-06

- ▶ Has either led the team or finished second in tackles in six of his seven seasons in Green Bay. Led the team with 142 tackles (105 solo) in 2012.
- ▶ Has appeared in 114 of a possible 116 regular-season games in his career, starting 111 of them.
- ▶ Tied for No. 1 among NFL linebackers in 2010 with a career-high three interceptions. Earned first career Pro Bowl selection in 2010.
- ▶ Has posted 912 tackles (649 solo), 13½ sacks, eight interceptions, 34 passes defended, two forced fumbles and five fumble recoveries during his career.

MLB Brad Jones, 5th Year, Colorado, D7-09

- ▶ Ranks No. 2 on the team with 38 tackles (28 solo) this season and has added a sack, a forced fumble and a fumble recovery.
- ▶ Came on in relief of D.J. Smith, who sustained a season-ending knee injury in 2012 in Week 6 at Houston, and made his first career start on the inside (13 starts at OLB) at St. Louis in Week 7. Registered 99 tackles (69 solo), two sacks and a forced fumble in his 10 starts last season.

- ▶ Became a core member on special teams in 2011, appearing in a career-high 15 games and recording a career-best 11 coverage tackles.
- ▶ Worked at OLB for his first three seasons, including his rookie campaign of 2009 that saw him start seven games and register a career-high four sacks.

ROLB Clay Matthews, 5th Year, Southern California, D1b-09

- ▶ Is tied for No. 5 in the NFL since entering the league in 2009 with 45.5 sacks.
- ▶ Became the first Packer in team history to earn Pro Bowl recognition in each of his first four seasons in the NFL (2009-12).
- ▶ Is the only player in franchise history to score a defensive TD (interception or fumble return) in each of his first three seasons in the NFL (2009-11).
- ▶ Named first-team All-Pro by *The Associated Press* in 2010, the first Green Bay LB to earn that honor since Tim Harris in 1989. Finished second to Pittsburgh safety Troy Polamalu in the AP's Defensive Player of the Year voting.

LCB Tramon Williams, 7th Year, Louisiana Tech, FA-06

- ▶ Is tied for No. 2 in the league in interceptions (15) and ranks No. 3 in the NFL in INT return yards (296) since 2010 (including playoffs).
- ▶ Ranked No. 2 on the team with 24 passes defended last season, which matched his career high set in 2011.
- ▶ Despite suffering a shoulder injury in the 2011 season opener, went on to start 15 games that season and post career highs for tackles (65) and passes defended (24). Also added four interceptions.
- ▶ With three interceptions during the 2010 playoffs, tied Joe Laws (1944) and Craig Newsome (1996) for the franchise single-postseason record.

RCB Sam Shields, 4th Year, Miami, FA-10

- ▶ Was limited to 10 games with eight starts last season due to injury, but registered 38 tackles (28 solo), three interceptions, 15 passes defended (No. 3 on the team) and a sack.
- ▶ Made an impact in 2010 after making the team as a non-drafted rookie, earning the nickel CB job despite playing the position only one season in college.
- ▶ In Green Bay's NFC Championship win over Chicago in the 2010 season, became the first rookie in NFL history to record two INTs and a sack in a postseason contest.
- ▶ Played primarily wide receiver and special teams during his first three seasons at Miami.

SS Morgan Burnett, 4th Year, Georgia Tech, D3-10

- ▶ Ranked No. 2 on the team with a career-high 137 tackles (95 solo) in 2012 and was the only player on the club with a sack (two), an interception (two), a fumble recovery and a forced fumble.
- ▶ Participated in all 1,088 plays for Green Bay's defense in 2012, one of only four non-offensive linemen in the NFL to appear in 100 percent of his team's snaps.
- ▶ Enjoyed his first full season as a pro in 2011, joining DT B.J. Raji as the only two Green Bay defensive players to start all 16 regular-season games.
- ▶ Started the first four games of the 2010 season at SS before sustaining a season-ending knee injury vs. Detroit in Week 4.

FS M.D. Jennings, 3rd Year, Arkansas State, FA-11

- ▶ Saw the first scrimmage action of his career in 2012, appearing in all 16 contests with 10 starts. Moved into the starting lineup permanently in Week 8 after veteran Charles Woodson sustained a broken collarbone.
- ▶ Started the final nine games at FS and finished the season with 46 tackles (41 solo), six passes defended and an INT that he returned for a TD.
- ▶ Also contributed regularly on special teams in 2012, finishing with a career-high 10 tackles (tied for No. 3 on the team).
- ▶ Joined LBs Jamari Lattimore and Vic So'oto as the three non-drafted rookies to make Green Bay's opening-day roster in 2011.

2013 REGULAR-SEASON STATISTICS

	Packers	Opponent
TOTAL FIRST DOWNS	94	79
Rushing	29	19
Passing	57	56
Penalty	8	4
3rd Down: Made/Att.	19/49	23/55
3rd Down Pct.	38.8	41.8
4th Down: Made/Att.	1/3	2/4
4th Down Pct.	33.3	50.0
POSSESSION AVG.	29:31	30:29
TOTAL NET YARDS	1813	1499
Avg. Per Game	453.3	374.8
Total Plays	269	253
Avg. Per Play	6.7	5.9
NET YARDS RUSHING	564	344
Avg. Per Game	141.0	86.0
Total Rushes	106	94
NET YARDS PASSING	1249	1155
Avg. Per Game	312.3	288.8
Sacked/Yards Lost	11/82	12/74
Gross Yards	1331	1229
Att./Completions	152/101	147/98
Completion Pct.	66.4	66.7
HAD INTERCEPTED	3	2
PUNTS/AVERAGE	15/44.6	19/45.4
Net Punting Avg.	15/40.8	19/39.6
PENALTIES/YARDS	23/211	30/256
FUMBLES/BALL LOST	6/4	6/3
TOUCHDOWNS	13	13
Rushing	3	3
Passing	9	9
Returns	1	1

SCORE BY PERIODS

	Q1	Q2	Q3	Q4	OT	PTS
PACKERS	20	40	45	13	0	118
OPPONENTS	21	10	21	45	0	97

SCORING

	TD	-Ru	-Pa	-Rt	K-PAT	FG	S	PTS
Mason Crosby	0	0	0	0	13/13	9/9	0	40
Jordy Nelson	3	0	3	0			0	18
Randall Cobb	2	0	2	0			0	12
Jermichael Finley	2	0	2	0			0	12
James Jones	2	0	2	0			0	12
Johnathan Franklin	1	1	0	0			0	6
M.D. Jennings	1	0	0	1			0	6
Eddie Lacy	1	1	0	0			0	6
James Starks	1	1	0	0			0	6
PACKERS	13	3	9	1	13/13	9/9	0	118
OPPONENTS	13	3	9	1	10/11	3/6	0	97

2-Pt Conversions: Packers 0-0, Opponents 0-2

SACKS: Clay Matthews 3, Nick Perry 2, Mike Daniels 1, Davon House 1, M.D. Jennings 1, Johnny Jolly 1, Brad Jones 1, Mike Neal 1, Tramon Williams 1, PACKERS 12, OPPONENTS 11

RUSHING

	No	Yds	Avg	Long	TD
James Starks	34	187	5.5	32t	1
Eddie Lacy	38	150	3.9	13	1
Johnathan Franklin	16	104	6.5	51	1
Randall Cobb	4	78	19.5	67	0
Aaron Rodgers	13	42	3.2	18	0
John Kuhn	1	3	3.0	3	0
PACKERS	106	564	5.3	67	3
OPPONENTS	94	344	3.7	32	3

PASSING

	Att	Cmp	Yds	Cmp%	Yds/Att	TD	TD%	Int	Int%	Long	Sack/Lost	Rating
Aaron Rodgers	152	101	1331	66.4	8.76	9	5.9	3	2.0	83t	11/82	105.5
PACKERS	152	101	1331	66.4	8.76	9	5.9	3	2.0	83t	11/82	105.5
OPPONENTS	147	98	1229	66.7	8.36	9	6.1	2	1.4	44	12/74	107.2

RECEIVING

	No	Yds	Avg	Long	TD
Randall Cobb	25	325	13.0	38	2
Jordy Nelson	23	371	16.1	37	3
James Jones	19	339	17.8	83t	2
Jermichael Finley	17	153	9.0	27	2
James Starks	5	44	8.8	15	0
Andrew Quarless	4	28	7.0	10	0
Johnathan Franklin	3	23	7.7	10	0
Eddie Lacy	2	29	14.5	31	0
Ryan Taylor	2	11	5.5	8	0
Jeremy Ross	1	8	8.0	8	0
PACKERS	101	1331	13.2	83t	9
OPPONENTS	98	1229	12.5	44	9

INTERCEPTIONS

	No	Yds	Avg	Long	TD
Mike Neal	1	5	5.0	5	0
Sam Shields	1	1	1.0	1	0
PACKERS	2	6	3.0	5	0
OPPONENTS	3	9	3.0	9	0

PUNTING

	No	Yds	Avg	Net	TB	In 20	LG	Bik
Tim Masthay	15	669	44.6	40.8	2	6	60	0
PACKERS	15	669	44.6	40.8	2	6	60	0
OPPONENTS	19	862	45.4	39.6	3	7	58	0

PUNT RETURNS

	Ret	FC	Yds	Avg	Long	TD
Randall Cobb	3	4	23	7.7	16	0
Micah Hyde	2	0	7	3.5	5	0
Jeremy Ross	2	2	20	10.0	11	0
PACKERS	7	6	50	7.1	16	0
OPPONENTS	4	5	17	4.3	7	0

KICKOFF RETURNS

	No	Yds	Avg	Long	TD
Jeremy Ross	6	75	12.5	21	0
Randall Cobb	1	10	10.0	10	0
PACKERS	7	85	12.1	21	0
OPPONENTS	11	270	24.5	32	0

FIELD GOALS

	1-19	20-29	30-39	40-49	50+
Mason Crosby	1/1	3/3	1/1	3/3	1/1
PACKERS	1/1	3/3	1/1	3/3	1/1
OPPONENTS	0/0	1/1	1/1	0/1	1/3

Crosby: () (28G) (41G, 19G, 26G) (26G, 52G, 31G, 42G, 45G)
Opponents: (48N, 27G, 33G) (50N) (52N) (53G)



2013 REGULAR-SEASON DEFENSIVE STATISTICS

Official totals - based on coaches' film review, through Oct. 6 vs. Detroit

SPECIAL TEAMS

Player	Total			Sacks/ Yards	Int/ Yards	Fum Rec	For Fum	Pass Def
	Tackles	Solo	Asst					
A.J. Hawk	40	27	13	0.0/0.0	0/0	1	0	0
Brad Jones	38	28	10	1.0/6.0	0/0	1	1	1
Sam Shields	27	24	3	0.0/0.0	1/1	0	0	10
M.D. Jennings	22	20	2	1.0/4.0	0/0	1	0	2
Clay Matthews	22	14	8	3.0/23.0	0/0	0	2	1
Tramon Williams	22	13	9	1.0/8.0	0/0	0	0	5
Mike Neal	20	9	11	1.0/4.0	1/5	0	0	1
Nick Perry	18	10	8	2.0/18.0	0/0	0	1	1
Jerron McMillian	15	13	2	0.0/0.0	0/0	0	0	1
B.J. Raji	11	5	6	0.0/0.0	0/0	0	0	0
Ryan Pickett	11	4	7	0.0/0.0	0/0	0	0	2
Davon House	9	9	0	1.0/6.0	0/0	0	0	2
Mike Daniels	9	5	4	1.0/3.0	0/0	0	0	0
Johnny Jolly	9	5	4	1.0/2.0	0/0	0	0	0
Micah Hyde	7	6	1	0.0/0.0	0/0	0	0	0
Morgan Burnett	6	4	2	0.0/0.0	0/0	0	0	2
Chris Banjo	5	4	1	0.0/0.0	0/0	0	0	0
Datone Jones	5	2	3	0.0/0.0	0/0	0	0	0
Andy Mulumba	5	2	3	0.0/0.0	0/0	0	0	0
C.J. Wilson	3	0	3	0.0/0.0	0/0	0	0	0
Robert Francois	2	0	2	0.0/0.0	0/0	0	0	0
Jarrett Bush	1	1	0	0.0/0.0	0/0	0	0	0
Jamari Lattimore	1	1	0	0.0/0.0	0/0	0	0	0
Totals	308	206	102	12.0/74.0	2/6	3	4	28

Player	TT	FR	FF
Davon House	5	0	0
Jamari Lattimore	3	0	0
Andy Mulumba	3	0	0
Robert Francois	2	0	1
Sam Barrington	1	0	0
Jarrett Boykin	1	0	0
John Kuhn	1	0	0
Tim Masthay	1	0	0
Jerron McMillian	1	0	0
Totals	18	0	1

DEFENSIVE SCORING

Player	TD	Int Fum		Safeties
		Ret	Ret	
M.D. Jennings	1	0	1	0
Totals	1	0	1	0

MISCELLANEOUS TACKLES

Player	Tackles
Randall Cobb	2
Jarrett Boykin	1
Jermichael Finley	1
Totals	4

Defensive touchdowns (1):

Jennings — 24-yard fumble return at Cincinnati (9/22)



No	ALPHABETICAL ROSTER	Pos	Ht	Wt	NFL		College	High School	Hometown
					Exp				
69	Bakhtiari, David	T	6-4	300	9/30/91	R	Colorado		San Mateo, Calif.
32	Banjo, Chris	S	5-10	207	2/26/90	R	SMU		Sugar Land, Texas
67	Barclay, Don	T/G	6-4	305	4/18/89	2	West Virginia		Harmony, Pa.
58	Barrington, Sam	LB	6-1	235	10/5/90	R	South Florida		Jacksonville, Fla.
86	Bostick, Brandon	TE	6-3	250	5/3/89	1	Newberry		Florence, S.C.
93	Boyd, Josh	DE	6-3	310	8/3/89	R	Mississippi State		Philadelphia, Miss.
11	Boykin, Jarrett	WR	6-2	218	11/4/89	2	Virginia Tech		Matthews, N.C.
42	Burnett, Morgan	S	6-1	209	1/13/89	4	Georgia Tech		College Park, Ga.
24	Bush, Jarrett	CB	6-0	200	5/21/84	8	Utah State		Vacaville, Calif.
18	Cobb, Randall	WR	5-10	192	8/22/90	3	Kentucky		Alcoa, Tenn.
2	Crosby, Mason	K	6-1	207	9/3/84	7	Colorado		Georgetown, Texas
76	Daniels, Mike	DE	6-0	300	5/5/89	2	Iowa		Blackwood, N.J.
62	Dietrich-Smith, Evan	C/G	6-2	308	7/19/86	4	Idaho State		Salinas, Calif.
88	Finley, Jermichael	TE	6-5	247	3/26/87	6	Texas		Diboll, Texas
23	Franklin, Johnathan	RB	5-10	205	10/23/89	R	UCLA		Los Angeles, Calif.
61	Goode, Brett	LS	6-1	255	11/2/84	6	Arkansas		Fort Smith, Ark.
50	Hawk, A.J.	LB	6-1	247	1/6/84	8	Ohio State		Centerville, Ohio
29	Hayward, Casey	CB	5-11	192	9/9/89	2	Vanderbilt		Perry, Ga.
34	Hill, Michael	RB	5-10	210	8/14/89	R	Missouri Western		St. Joseph, Mo.
31	House, Davon	CB	6-0	195	7/10/89	3	New Mexico State		Palmdale, Calif.
33	Hyde, Micah	CB	6-0	197	12/31/90	R	Iowa		Fostoria, Ohio
43	Jennings, M.D.	S	6-0	187	7/25/88	3	Arkansas State		Calhoun City, Miss.
97	Jolly, Johnny	DT	6-3	325	2/21/83	5	Texas A&M		Houston, Texas
59	Jones, Brad	LB	6-3	242	4/1/86	5	Colorado		East Lansing, Mich.
95	Jones, Datone	DE	6-4	285	7/24/90	R	UCLA		Compton, Calif.
89	Jones, James	WR	6-1	208	3/31/84	7	San Jose State		San Jose, Calif.
30	Kuhn, John	FB	6-0	250	9/9/82	8	Shippensburg		York, Pa.
27	Lacy, Eddie	RB	5-11	230	6/2/90	R	Alabama		Geismar, La.
70	Lang, T.J.	G	6-4	318	9/20/87	5	Eastern Michigan		Birmingham, Mich.
57	Lattimore, Jamari	LB	6-2	230	10/6/88	3	Middle Tennessee State		Hialeah, Fla.
8	Masthay, Tim	P	6-1	200	3/16/87	4	Kentucky		Murray, Ky.
52	Matthews, Clay	LB	6-3	255	5/14/86	5	Southern California		Agoura Hills, Calif.
22	McMillian, Jerron	S	5-11	203	4/2/89	2	Maine		Hillside, N.J.
55	Mulumba, Andy	LB	6-3	260	1/30/90	R	Eastern Michigan		Montreal, Quebec
96	Neal, Mike	DE/LB	6-3	285	6/26/87	4	Purdue		Merrillville, Ind.
87	Nelson, Jordy	WR	6-3	217	5/31/85	6	Kansas State		Riley, Kan.
74	Newhouse, Marshall	T	6-4	319	9/29/88	4	Texas Christian		Dallas, Texas
25	Nixon, James	CB	6-0	186	2/2/88	1	California (Pa.)		Hamden, Conn.
51	Palmer, Nate	LB	6-2	248	9/23/89	R	Illinois State		Chicago, Ill.
53	Perry, Nick	LB	6-3	265	4/12/90	2	Southern California		Detroit, Mich.
79	Pickett, Ryan	DT	6-2	340	10/8/79	13	Ohio State		Zephyrhills, Fla.
81	Quarless, Andrew	TE	6-4	252	10/6/88	4	Penn State		Uniondale, N.Y.
90	Raji, B.J.	DT	6-2	337	7/11/86	5	Boston College		Washington Township, N.J.
12	Rodgers, Aaron	QB	6-2	225	12/2/83	9	California		Chico, Calif.
37	Shields, Sam	CB	5-11	184	12/8/87	4	Miami		Sarasota, Fla.
71	Sitton, Josh	G	6-3	318	6/16/86	6	Central Florida		Pensacola, Fla.
44	Starks, James	RB	6-2	218	2/25/86	4	Buffalo		Niagara Falls, N.Y.
65	Taylor, Lane	G	6-3	324	11/22/89	R	Oklahoma State		Arlington, Texas
82	Taylor, Ryan	TE	6-3	254	11/16/87	3	North Carolina		Winston-Salem, N.C.
64	Van Roten, Greg	G/C	6-3	303	2/26/90	2	Pennsylvania		Mineola, N.Y.
9	Wallace, Seneca	QB	5-11	205	8/6/80	10	Iowa State		Rancho Cordova, Calif.
38	Williams, Tramon	CB	5-11	191	3/16/83	7	Louisiana Tech		Napoleonville, La.
98	Wilson, C.J.	DE	6-3	306	3/30/87	4	East Carolina		Pinetown, N.C.

Practice Squad

77	Adams, Aaron	T	6-5	303	5/16/89	R	Eastern Kentucky		Greenacres, Fla.
68	Collins, Bryan	G	6-3	301	11/7/90	R	SMU		Keller, Texas
13	Dunn, Reggie	WR	5-9	178	1/5/89	R	Utah		Los Angeles, Calif.
17	Johnson, Charles	WR	6-2	215	2/27/89	R	Grand Valley State		Erlanger, Ky.
45	Stoneburner, Jake	TE	6-3	249	8/25/89	R	Ohio State		Dublin, Ohio
16	Tolzien, Scott	QB	6-2	213	9/4/87	3	Wisconsin		Palatine, Ill.
19	White, Myles	WR	6-0	182	3/30/90	R	Louisiana Tech		Livonia, Mich.

Reserve/Physically Unable to Perform

28	Richardson, Sean	S	6-2	216	1/21/90	2	Vanderbilt		Aug. 27 (neck)
78	Sherrrod, Derek	T	6-5	321	4/23/89	3	Mississippi State		Aug. 27 (leg)
73	Tretter, JC	T	6-4	307	2/12/91	R	Cornell		Aug. 27 (ankle)
99	Worthy, Jerel	DE	6-2	308	4/26/90	2	Michigan State		Aug. 27 (knee)

Injured Reserve

75	Bulaga, Bryan	T	6-5	314	3/21/89	4	Iowa		Aug. 27 (knee)
16	Dorsey, Kevin	WR	6-1	207	2/23/90	R	Maryland		Aug. 27 (toe)
13	Cunningham, Sederrick	WR	5-11	192	7/14/89	R	Furman		Aug. 6 (wrist)
49	Francois, Robert	LB	6-2	255	5/14/85	4	Boston College		Oct. 7 (Achilles)
26	Harris, DuJuan	RB	5-8	203	9/3/88	1	Troy		Aug. 27 (knee)



No	NUMERICAL ROSTER	Pos	Ht	Wt	Age	NFL		College	How Acquired	Reg. season GP/GS/DNP/IA
						Exp				
2	Mason Crosby	K	6-1	207	29	7		Colorado	D6c-07	4/0/0/0
8	Tim Masthay	P	6-1	200	26	4		Kentucky	FA-10	4/0/0/0
9	Seneca Wallace	QB	5-11	205	33	10		Iowa State	FA-13	0/0/4/0
11	Jarrett Boykin	WR	6-2	218	23	2		Virginia Tech	FA-12	4/0/0/0
12	Aaron Rodgers	QB	6-2	225	29	9		California	D1-05	4/4/0/0
18	Randall Cobb	WR	5-10	192	23	3		Kentucky	D2-11	4/3/0/0
22	Jerron McMillian	S	5-11	203	24	2		Maine	D4b-12	4/2/0/0
23	Johnathan Franklin	RB	5-10	205	23	R		UCLA	D4c-13	4/0/0/0
24	Jarrett Bush	CB	6-0	200	29	8		Utah State	W-06 (Car)	2/0/0/2
25	James Nixon	CB	6-0	186	25	1		California (Pa.)	FA-12	0/0/0/0
27	Eddie Lacy	RB	5-11	230	23	R		Alabama	D2-13	3/3/0/1
29	Casey Hayward	CB	5-11	192	24	2		Vanderbilt	D2b-12	0/0/0/4
30	John Kuhn	FB	6-0	250	31	8		Shippensburg	W-07 (Pit)	3/1/0/1
31	Davon House	CB	6-1	195	24	3		New Mexico State	D4-11	4/1/0/0
32	Chris Banjo	S	5-10	207	23	R		SMU	FA-13	4/1/0/0
33	Micah Hyde	CB	6-0	197	22	R		Iowa	D5a-13	4/1/0/0
34	Michael Hill	RB	5-10	210	24	R		Missouri Western	FA-13	1/0/0/0
37	Sam Shields	CB	5-11	184	25	4		Miami	FA-10	4/4/0/0
38	Tramon Williams	CB	5-11	191	30	7		Louisiana Tech	FA-06	4/4/0/0
42	Morgan Burnett	S	6-1	209	24	4		Georgia Tech	D3-10	1/1/0/3
43	M.D. Jennings	S	6-0	195	25	3		Arkansas State	FA-11	4/4/0/0
44	James Starks	RB	6-2	218	27	4		Buffalo	D6-10	3/1/0/1
50	A.J. Hawk	LB	6-1	242	29	8		Ohio State	D1-06	4/4/0/0
51	Nate Palmer	LB	6-2	248	24	R		Illinois State	D6-13	1/0/0/3
52	Clay Matthews	LB	6-3	255	27	5		Southern California	D1b-09	4/4/0/0
53	Nick Perry	LB	6-3	265	23	2		Southern California	D1-12	4/3/0/0
55	Andy Mulumba	LB	6-3	260	23	R		Eastern Michigan	FA-13	4/0/0/0
57	Jamari Lattimore	LB	6-2	237	25	3		Middle Tennessee State	FA-11	4/0/0/0
58	Sam Barrington	LB	6-1	235	23	R		South Florida	D7c-13	3/0/0/1
59	Brad Jones	LB	6-3	242	27	5		Colorado	D7-09	4/4/0/0
61	Brett Goode	LS	6-1	255	28	6		Arkansas	FA-08	4/0/0/0
62	Evan Dietrich-Smith	C/G	6-2	308	27	4		Idaho State	FA-10	4/4/0/0
64	Greg Van Roten	G/C	6-3	303	23	2		Pennsylvania	FA-12	3/0/0/1
65	Lane Taylor	G	6-3	324	23	R		Oklahoma State	FA-13	1/0/0/3
67	Don Barclay	T/G	6-4	305	24	2		West Virginia	FA-12	4/4/0/0
69	David Bakhtiari	T	6-4	300	22	R		Colorado	D4a-13	4/4/0/0
70	T.J. Lang	G	6-4	318	26	5		Eastern Michigan	D4-09	4/4/0/0
71	Josh Sitton	G	6-3	318	27	6		Central Florida	D4b-08	4/4/0/0
74	Marshall Newhouse	T	6-4	319	25	4		Texas Christian	D5b-10	4/0/0/0
76	Mike Daniels	DE	6-0	300	24	2		Iowa	D4a-12	4/0/0/0
79	Ryan Pickett	DT	6-2	338	34	13		Ohio State	UFA-06 (STL)	4/4/0/0
81	Andrew Quarless	TE	6-4	252	25	4		Penn State	D5a-10	4/1/0/0
82	Ryan Taylor	TE	6-3	254	25	3		North Carolina	D7a-11	4/0/0/0
86	Brandon Bostick	TE	6-3	250	24	1		Newberry	FA-12	2/0/0/2
87	Jordy Nelson	WR	6-3	217	28	6		Kansas State	D2a-08	4/4/0/0
88	Jermichael Finley	TE	6-5	247	26	6		Texas	D3-08	4/3/0/0
89	James Jones	WR	6-1	208	29	7		San Jose State	D3a-07	4/4/0/0
90	B.J. Raji	DT	6-2	337	27	5		Boston College	D1a-09	4/4/0/0
93	Josh Boyd	DE	6-3	310	24	R		Mississippi State	D5b-13	0/0/0/4
95	Datone Jones	DE	6-4	285	23	R		UCLA	D1-13	4/0/0/0
96	Mike Neal	DE/LB	6-3	285	26	4		Purdue	D2-10	4/1/0/0
97	Johnny Jolly	DT	6-3	325	30	5		Texas A&M	D6a-06	4/2/0/0
98	C.J. Wilson	DE	6-3	305	26	4		East Carolina	D7-10	2/0/0/2

Practice Squad

13	Reggie Dunn	WR	5-9	178	24	R		Utah	FA-13	0/0/0/0
16	Scott Tolzien	QB	6-2	213	26	3		Wisconsin	FA-13	0/0/0/0
17	Charles Johnson	WR	6-2	215	24	R		Grand Valley State	D7a-13	0/0/0/0
19	Myles White	WR	6-0	182	23	R		Louisiana Tech	FA-13	0/0/0/0
45	Jake Stoneburner	TE	6-3	249	24	R		Ohio State	FA-13	0/0/0/0
68	Bryan Collins	G	6-3	301	22	R		SMU	FA-13	0/0/0/0
77	Aaron Adams	T	6-5	303	24	R		Eastern Kentucky	FA-13	0/0/0/0

Reserve/Physically Unable to Perform

28	Sean Richardson	S	6-2	216	23	2		Vanderbilt	FA-12	0/0/0/0
73	JC Tretter	T	6-4	307	22	R		Cornell	D4b-13	0/0/0/0
78	Derek Sherrod	T	6-6	321	24	3		Mississippi State	D1-11	0/0/0/0
99	Jerel Worthly	DE	6-2	304	23	2		Michigan State	D2a-12	0/0/0/0

Injured Reserve

13	Sederrick Cunningham	WR	5-11	192	24	R		Furman	FA-13	0/0/0/0
16	Kevin Dorsey	WR	6-1	207	23	R		Maryland	D7b-13	0/0/0/0
26	DuJuan Harris	RB	5-8	203	25	1		Troy	FA-12	0/0/0/0
49	Robert Francois	LB	6-2	250	28	4		Boston College	FA-09	4/0/0/0
75	Bryan Bulaga	T	6-5	314	24	4		Iowa	D1-10	0/0/0/0



ROSTER BY POSITION

QUARTERBACK (2)

Aaron Rodgers
Seneca Wallace

FULLBACK (1)

John Kuhn

RUNNING BACK (4)

Johnathan Franklin

Michael Hill

Eddie Lacy

James Starks

WIDE RECEIVER (4)

Jarrett Boykin

Randall Cobb

James Jones

Jordy Nelson

TIGHT END (4)

Brandon Bostick

Jermichael Finley

Andrew Quarless

Ryan Taylor

OFFENSIVE LINE (8)

David Bakhtiari

Don Barclay

Evan Dietrich-Smith

T.J. Lang

Marshall Newhouse

Josh Sitton

Lane Taylor

Greg Van Roten

DEFENSIVE LINE (7)

Josh Boyd

Mike Daniels

Johnny Jolly

Datone Jones

Ryan Pickett

B.J. Raji

C.J. Wilson

LINEBACKER (9)

Sam Barrington

A.J. Hawk

Brad Jones

Jamari Lattimore

Clay Matthews

Andy Mulumba

Mike Neal (also DE)

Nate Palmer

Nick Perry

CORNERBACK (7)

Jarrett Bush

Casey Hayward

Davon House

Micah Hyde

James Nixon

Sam Shields

Tramon Williams

SAFETY (4)

Chris Banjo

Morgan Burnett

M.D. Jennings

Jerron McMillian

SPECIALIST (3)

Mason Crosby

Brett Goode

Tim Masthay

Rookies and first-year players are underlined

PRONUNCIATION GUIDE

David Bakhtiari bock-tee-R-ee

Don Barclay BAR-clay

Brett Goode GEWD

Datone Jones DAY-tone

John Kuhn KOON

Tim Masthay MASS-tay

Jerron McMillian juh-RON mick-MILL-in

Andy Mulumba moo-LOOM-bah

Ryan Pickett PICK-ett

Andrew Quarless QUAR-liss

B.J. Raji RAH-jee

Josh Sitton SITT-en

Greg Van Roten van RO-ten

Tramon Williams trah-MAHN



OFFENSE

WR: 87	Jordy Nelson	89	James Jones		
LT: <u>69</u>	<u>David Bakhtiari</u>	74	Marshall Newhouse		
LG: 71	Josh Sitton	<u>65</u>	<u>Lane Taylor</u>		
C: 62	Evan Dietrich-Smith	64	Greg Van Roten		
RG: 70	T.J. Lang	64	Greg Van Roten	<u>65</u>	<u>Lane Taylor</u>
RT: 67	Don Barclay	74	Marshall Newhouse		
TE: 88	Jermichael Finley	81	Andrew Quarless	82	Ryan Taylor
				<u>86</u>	<u>Brandon Bostick</u>
WR: 18	Randall Cobb	11	Jarrett Boykin		
QB: 12	Aaron Rodgers	9	Seneca Wallace		
RB: <u>27</u>	<u>Eddie Lacy</u>	44	James Starks	<u>23</u>	<u>Johnathan Franklin</u>
				<u>34</u>	<u>Michael Hill</u>
FB: 30	John Kuhn				

DEFENSE

LDE: 90	B.J. Raji	98	C.J. Wilson	<u>95</u>	<u>Datone Jones</u>
NT: 79	Ryan Pickett	<u>93</u>	<u>Josh Boyd</u>		
RDE: 97	Johnny Jolly	76	Mike Daniels	96	Mike Neal
LOLB: 53	Nick Perry	<u>55</u>	<u>Andy Mulumba</u>		
BLB: 50	A.J. Hawk	<u>58</u>	<u>Sam Barrington</u>		
MLB: 59	Brad Jones	57	Jamari Lattimore		
ROLB: 52	Clay Matthews	96	Mike Neal	<u>51</u>	<u>Nate Palmer</u>
LCB: 38	Tramon Williams	31	Davon House	<u>33</u>	<u>Micah Hyde</u>
RCB: 37	Sam Shields	29	Casey Hayward	24	Jarrett Bush
				25	James Nixon
SS: 42	Morgan Burnett	22	Jerron McMillian		
FS: 43	M.D. Jennings	<u>32</u>	<u>Chris Banjo</u>		

SPECIAL TEAMS

K: 2	Mason Crosby	8	Tim Masthay		
P: 8	Tim Masthay	2	Mason Crosby		
H: 8	Tim Masthay	18	Randall Cobb		
PR: 18	Randall Cobb	<u>33</u>	<u>Micah Hyde</u>	<u>23</u>	<u>Johnathan Franklin</u>
KR: 18	Randall Cobb	<u>23</u>	<u>Johnathan Franklin</u>		
LS: 61	Brett Goode	82	Ryan Taylor		

Rookies and first-year players are underlined

COACH LOCATIONS

- ▶ **Coaches' Box:** Dom Capers (defensive coordinator), Joel Hilgenberg (assistant offensive line), Ben McAdoo (quarterbacks), Scott McCurley (defensive quality control), John Rushing (offensive assistant/special teams) and Joe Whitt (secondary - cornerbacks).
- ▶ **Sideline:** Edgar Bennett (wide receivers), James Campen (offensive line), Tom Clements (offensive coordinator), Mike Eayrs (research and development), Jerry Fontenot (tight ends), Kevin Greene (outside linebackers), Chad Morton (special teams assistant), Winston Moss (inside linebackers/asst. head coach), Darren Perry (secondary - safeties), Shawn Slocum (special teams coordinator), Mike Trgovac (defensive line) and Alex Van Pelt (running backs).



HOW THE PACKERS WERE BUILT

Year	Record	Draft (33)	Waivers (2)	Free Agents (18)
2005	4-12	QB Aaron Rodgers D1		
2006	8-8	LB A.J. Hawk D1 DT Johnny Jolly D6a	CB Jarrett Bush (Car)	DT Ryan Pickett (UFA) CB Tramon Williams
2007	13-3	WR James Jones D3a K Mason Crosby D6c	FB John Kuhn (Pit)	
2008	6-10	WR Jordy Nelson D2a TE Jermichael Finley D3 G Josh Sitton D4b		LS Brett Goode
2009	11-5	DT B.J. Raji D1a LB Clay Matthews D1b G T.J. Lang D4 LB Brad Jones D7		
2010	10-6	DE/LB Mike Neal D2 S Morgan Burnett D3 TE Andrew Quarless D5a T Marshall Newhouse D5b RB James Starks D6 DE C.J. Wilson D7		C/G Evan Dietrich-Smith P Tim Masthay CB Sam Shields
2011	15-1	WR Randall Cobb D2 CB Davon House D4 TE Ryan Taylor D7a		S M.D. Jennings LB Jamari Lattimore
2012	11-5	LB Nick Perry D1 CB Casey Hayward D2b DE Mike Daniels D4a S Jerron McMillian D4b		T/G Don Barclay TE Brandon Bostick WR Jarrett Boykin CB James Nixon G/C Greg Van Roten
2013	2-2	DE Datone Jones D1 RB Eddie Lacy D2 T David Bakhtiari D4a RB Johnathan Franklin D4c CB Micah Hyde D5a DE Josh Boyd D5b LB Nate Palmer D6 LB Sam Barrington D7c		S Chris Banjo RB Michael Hill LB Andy Mulumba G Lane Taylor QB Seneca Wallace

INDIVIDUAL STATISTICS, OFFENSE

RUSHING

			E.Lacy					J.Franklin					J.Starks					A.Rodgers					J.Kuhn					R.Cobb				
			No	Yds	Avg	Lg	TD	No	Yds	Avg	Lg	TD	No	Yds	Avg	Lg	TD	No	Yds	Avg	Lg	TD	No	Yds	Avg	Lg	TD	No	Yds	Avg	Lg	TD
9/8	at	SF	14	41	2.9	7	1	0	0	0.0	0	0	0	0	0	0	2	13	6.5	7	0	1	3	3.0	3	0	2	6	3.0	3	0	
9/15		Was	1	10	10.0	10	0	0	0	0.0	0	0	20	132	6.6	32t	1	3	-3	-1.0	-1	0	0	0	0.0	0	0	0	0.0	0	0	
9/22	at	Cin	(Inactive)					13	103	7.9	51	1	14	55	3.9	13	0	3	24	8.0	18	0	(Inactive)					0	0	0.0	0	0
10/6		Det	23	99	4.3	13	0	3	1	0.3	3	0	(Inactive)					5	8	1.6	6	0	0	0	0.0	0	0	2	72	36.0	67	0
10/13	at	Bal																														
10/20		Cle																														
10/27	at	Min																														
11/4		Chi																														
11/10		Phi																														
11/17	at	NYG																														
11/24		Min																														
11/28	at	Det																														
12/8		Atl																														
12/15	at	Dal																														
12/22		Pit																														
12/29	at	Chi																														
SEASON			38	150	3.9	13	1	16	104	6.5	51	1	34	187	5.5	32t	1	13	42	3.2	18	0	1	3	3.0	3	0	4	78	19.5	67	0
CAREER			38	150	3.9	13	1	16	104	6.5	51	1	267	1121	4.2	40	3	316	1484	4.7	35	18	156	471	3.0	18	11	16	215	13.4	67	0

PASSING

			A.Rodgers							S.Wallace										
			Att	Com	Pct	Yds	Sk/Yd	TD	Lg	Int	Rtng	Att	Com	Pct	Yds	Sk/Yd	TD	Lg	Int	Rtng
9/8	at	SF	37	21	56.8	333	2/11	3	38	1	102.6									
9/15		Was	42	34	81.0	480	4/39	4	57	0	146.0									
9/22	at	Cin	43	26	60.5	244	4/27	1	30	2	64.5									
10/6		Det	30	20	66.7	274	1/5	1	83t	0	106.8									
10/13	at	Bal																		
10/20		Cle																		
10/27	at	Min																		
11/4		Chi																		
11/10		Phi																		
11/17	at	NYG																		
11/24		Min																		
11/28	at	Det																		
12/8		Atl																		
12/15	at	Dal																		
12/22		Pit																		
12/29	at	Chi																		
SEASON			152	101	66.4	1331	11/82	9	83t	3	105.5	0	0	0.0	0	0/0	0	0	0	0.0
CAREER			2817	1853	65.8	22992	222/1394	180	93t	49	105.0	764	452	59.2	4808	55/314	31	90t	18	81.3

RECEIVING

			R.Cobb					J.Finley					J.Jones					J.Nelson					J.Boykin					A. Quarless				
			No	Yds	Avg	Lg	TD	No	Yds	Avg	Lg	TD	No	Yds	Avg	Lg	TD	No	Yds	Avg	Lg	TD	No	Yds	Avg	Lg	TD	No	Yds	Avg	Lg	TD
9/8	at	SF	7	108	15.4	38	1	5	56	11.2	13	1	0	0	0.0	0	7	130	18.6	37	1	0	0	0.0	0	0	0	0	0.0	0	0	
9/15		Was	9	128	14.2	35t	1	6	65	10.8	27	1	11	178	16.2	57	0	3	66	22.0	37	2	0	0	0.0	0	0	0	0.0	0	0	
9/22	at	Cin	5	54	10.8	26	0	0	0	0.0	0	0	4	34	8.5	13	1	8	93	11.6	30	0	0	0	0.0	0	0	0	0.0	0	0	
10/6		Det	4	35	8.8	22	0	6	32	5.3	10	0	4	127	31.8	83t	1	5	82	16.4	31	0	0	0	0.0	0	0	0	0.0	0	0	
10/13	at	Bal																														
10/20		Cle																														
10/27	at	Min																														
11/4		Chi																														
11/10		Phi																														
11/17	at	NYG																														
11/24		Min																														
11/28	at	Det																														
12/8		Atl																														
12/15	at	Dal																														
12/22		Pit																														
12/29	at	Chi																														
SEASON			25	325	13.0	38	2	17	153	9.0	27	2	19	339	17.8	83t	2	23	371	16.1	37	3	0	0	0.0	0	0	0	0	0	0	
CAREER			130	1654	12.7	61	11	215	2638	12.3	62t	19	270	3827	14.2	83t	36	240	3647	15.2	93t	31	5	27	5.4	9	0	28	302	10.8	23	1

INDIVIDUAL STATISTICS, OFFENSE

		RECEIVING J.Ross					R.Taylor					B.Bostick					E.Lacy					J.Franklin					J.Starks					
		No	Yds	Avg	Lg	TD	No	Yds	Avg	Lg	TD	No	Yds	Avg	Lg	TD	No	Yds	Avg	Lg	TD	No	Yds	Avg	Lg	TD	No	Yds	Avg	Lg	TD	
9/8	at SF	0	0	0.0	0	0	0	0	0.0	0	0	(Inactive)					1	31	31.0	31	0	0	0	0.0	0	0	1	8	8.0	8	0	
9/15	Was	0	0	0.0	0	0	0	0	0.0	0	0	0	0	0.0	0	0	0	0	0.0	0	0	0	0	0	0.0	0	0	4	36	9.0	15	0
9/22	at Cin	1	8	8.0	8	0	2	11	5.5	8	0	0	0	0.0	0	0	(Inactive)					3	23	7.7	10	0	0	0	0.0	0	0	
10/6	Det	(Not With Team)					0	0	0.0	0	0	(Inactive)					1	-2	-2.0	-2	0	0	0	0.0	0	0	(Inactive)					
10/13	at Bal																															
10/20	Cle																															
10/27	at Min																															
11/4	Chi																															
11/10	Phi																															
11/17	at NYG																															
11/24	Min																															
11/28	at Det																															
12/8	Atl																															
12/15	at Dal																															
12/22	Pit																															
12/29	at Chi																															
SEASON		1	8	8.0	8	0	2	11	5.5	8	0	0	0	0.0	0	0	2	29	14.5	31	0	3	23	7.7	10	0	5	44	8.8	15	0	
CAREER		1	8	8.0	8	0	4	26	6.5	11	1	0	0	0.0	0	0	2	29	14.5	31	0	3	23	7.7	10	0	40	306	7.7	17	0	

		RECEIVING J.Kuhn				
		No	Yds	Avg	Lg	TD
9/8	at SF	0	0	0.0	0	0
9/15	Was	0	0	0.0	0	0
9/22	at Cin	(Inactive)				
10/6	Det	0	0	0.0	0	0
10/13	at Bal					
10/20	Cle					
10/27	at Min					
11/4	Chi					
11/10	Phi					
11/17	at NYG					
11/24	Min					
11/28	at Det					
12/8	Atl					
12/15	at Dal					
12/22	Pit					
12/29	at Chi					
SEASON		0	0	0.0	0	0
CAREER		59	412	7.0	32	8

INDIVIDUAL STATISTICS, OFFENSE

RUSHING

		E.Lacy										J.Starks										A.Rodgers																			
		First Half					Second Half					First Half					Second Half					First Half					Second Half														
		No	Yds	Avg	Lg	TD	No	Yds	Avg	Lg	TD	No	Yds	Avg	Lg	TD	No	Yds	Avg	Lg	TD	No	Yds	Avg	Lg	TD	No	Yds	Avg	Lg	TD	No	Yds	Avg	Lg	TD					
9/8	at SF	5	4	0.8	3	0	9	37	4.1	7	1	0	0	--	0	0	0	0	0.0	0	0	0	0	0.0	0	0	0	0	0.0	0	0	2	13	6.5	7	0	0	0	0.0	0	0
9/15	Was	1	10	10.0	10	0	0	0	0.0	0	0	8	55	6.9	20	0	12	77	6.4	32t	1	0	0	0.0	0	0	0	0	0.0	0	0	3	-3	-1.0	-1	0	0	0	0.0	0	0
9/22	at Cin	(Inactive)										14	55	3.9	13	0	0	0	0.0	0	0	0	0	0.0	0	0	1	2	2.0	2	0	2	22	11.0	18	0	0	0	0.0	0	0
10/6	Det	13	53	4.1	8	0	10	46	4.6	13	0	(Inactive)										1	1	1.0	1	0	4	7	1.8	6	0	0	0	0.0	0	0					
10/13	at Bal																																								
10/20	Cle																																								
10/27	at Min																																								
11/4	Chi																																								
11/10	Phi																																								
11/17	at NYG																																								
11/24	Min																																								
11/28	at Det																																								
12/8	Atl																																								
12/15	at Dal																																								
12/22	Pit																																								
12/29	at Chi																																								
SEASON		19	67	3.5	10	0	19	83	4.4	13	1	22	110	5.0	20	0	12	77	6.4	32t	1	2	3	1.5	2	0	11	39	3.5	18	0										

RUSHING

		J.Franklin									
		First Half					Second Half				
		No	Yds	Avg	Lg	TD	No	Yds	Avg	Lg	TD
9/8	at SF	0	0	0.0	0	0	0	0	0.0	0	0
9/15	Was	0	0	0.0	0	0	0	0	0.0	0	0
9/22	at Cin	0	0	0.0	0	0	13	103	7.9	51	1
10/6	Det	3	1	0.3	3	0	0	0	0.0	0	0
10/13	at Bal										
10/20	Cle										
10/27	at Min										
11/4	Chi										
11/10	Phi										
11/17	at NYG										
11/24	Min										
11/28	at Det										
12/8	Atl										
12/15	at Dal										
12/22	Pit										
12/29	at Chi										
SEASON		3	1	0.3	3	0	13	103	7.9	51	1

PASSING

		A.Rodgers																			
		First Half					Second Half														
		Att	Com	Pct	Yds	Sk/Yd	TD	Lg	Int	Rtng	Att	Com	Pct	Yds	Sk/Yd	TD	Lg	Int	Rtng		
9/8	at SF	23	14	60.9	203	1/8	2	31	1	100.5	14	7	50.0	130	1/3	1	38	0	106.3		
9/15	Was	31	26	83.9	335	3/27	3	57	0	144.0	11	8	72.7	145	1/12	1	37	0	145.1		
9/22	at Cin	14	7	50.0	64	3/21	0	22	0	62.8	29	19	65.5	180	1/6	1	30	2	65.3		
10/6	Det	17	11	64.7	88	1/5	0	25	0	77.6	13	9	69.2	186	0/0	1	83t	0	137.5		
10/13	at Bal																				
10/20	Cle																				
10/27	at Min																				
11/4	Chi																				
11/10	Phi																				
11/17	at NYG																				
11/24	Min																				
11/28	at Det																				
12/8	Atl																				
12/15	at Dal																				
12/22	Pit																				
12/29	at Chi																				
SEASON		85	58	68.2	690	8/61	5	57	1	107.5	67	43	64.2	641	3/21	4	83t	2	102.9		

INDIVIDUAL STATISTICS, OFFENSE

RECEIVING J.Nelson

J.Jones

R.Cobb

		First Half					Second Half					First Half					Second Half					First Half					Second Half														
		No	Yds	Avg	Lg	TD	No	Yds	Avg	Lg	TD	No	Yds	Avg	Lg	TD	No	Yds	Avg	Lg	TD	No	Yds	Avg	Lg	TD	No	Yds	Avg	Lg	TD	No	Yds	Avg	Lg	TD					
		9/8	at SF	5	85	17.0	31	0	2	45	22.5	37	1	0	0	0.0	0	0	0	0	0.0	0	0	3	36	12.0	18	1	4	72	18.0	38	0	7	96	13.7	35t	1	2	32	11.0
9/15	Was	1	14	14.0	14	1	2	52	26.0	37	1	9	152	16.9	57	0	2	26	13.0	14	0	7	96	13.7	35t	1	2	32	11.0	18	0	7	96	13.7	35t	1	2	32	11.0	18	0
9/22	at Cin	2	26	13.0	22	0	6	67	11.2	30	0	2	22	11.0	13	0	2	12	6.0	7t	1	1	3	3.0	3	0	4	51	12.8	26	0	4	51	12.8	26	0	4	51	12.8	26	0
10/6	Det	3	44	14.7	25	0	2	38	19.0	31	0	2	5	2.5	4	0	2	122	61.0	83t	1	3	30	10.0	22	0	1	5	5.0	5	0	3	30	10.0	22	0	1	5	5.0	5	0
10/13	at Bal																																								
10/20	Cle																																								
10/27	at Min																																								
11/4	Chi																																								
11/10	Phi																																								
11/17	at NYG																																								
11/24	Min																																								
11/28	at Det																																								
12/8	Atl																																								
12/15	at Dal																																								
12/22	Pit																																								
12/29	at Chi																																								
SEASON		11	169	15.4	31	1	12	202	16.8	37	2	13	179	13.8	57	0	6	160	26.7	83t	2	14	165	11.8	35t	2	11	160	14.5	38	0	0	0	0.0	0	0					

RECEIVING J.Finley

A.Quarless

J.Starks

		First Half					Second Half					First Half					Second Half					First Half					Second Half																			
		No	Yds	Avg	Lg	TD	No	Yds	Avg	Lg	TD	No	Yds	Avg	Lg	TD	No	Yds	Avg	Lg	TD	No	Yds	Avg	Lg	TD	No	Yds	Avg	Lg	TD	No	Yds	Avg	Lg	TD										
		9/8	at SF	4	43	10.8	13	1	1	13	13.0	13	0	0	0	0.0	0	0	0	0	0.0	0	0	1	8	8.0	8	0	0	0	0.0	0	0	4	36	9.0	15	0	0	0	0.0	0	0	0	0	0.0
9/15	Was	4	30	7.5	14	1	2	35	17.5	27	0	1	7	7.0	7	0	0	0	0.0	0	0	0	0	0.0	0	0	0	0	0.0	0	0	4	36	9.0	15	0	0	0	0.0	0	0	0	0	0.0	0	0
9/22	at Cin	0	0	0.0	0	0	0	0	0.0	0	0	1	10	10.0	10	0	2	11	5.5	7	0	0	0	0.0	0	0	0	0	0.0	0	0	0	0	0.0	0	0	0	0	0.0	0	0	0	0	0.0	0	0
10/6	Det	2	11	5.5	10	0	4	21	5.3	7	0	0	0	0.0	0	0	0	0	0.0	0	0	0	0	0.0	0	0	0	0	0.0	0	0	(Inactive)														
10/13	at Bal																																													
10/20	Cle																																													
10/27	at Min																																													
11/4	Chi																																													
11/10	Phi																																													
11/17	at NYG																																													
11/24	Min																																													
11/28	at Det																																													
12/8	Atl																																													
12/15	at Dal																																													
12/22	Pit																																													
12/29	at Chi																																													
SEASON		10	84	8.4	14	2	7	69	9.9	27	0	2	17	8.5	10	0	2	11	5.5	7	0	5	44	8.8	15	0	0	0	0.0	0	0	0	0	0.0	0	0										

RECEIVING J.Franklin

E.Lacy

		First Half					Second Half					First Half					Second Half					
		No	Yds	Avg	Lg	TD	No	Yds	Avg	Lg	TD	No	Yds	Avg	Lg	TD	No	Yds	Avg	Lg	TD	
		9/8	at SF	0	0	0.0	0	0	0	0	0.0	0	0	1	31	31.0	31	0	0	0	0.0	0
9/15	Was	0	0	0.0	0	0	0	0	0.0	0	0	0	0	0.0	0	0	0	0	0.0	0	0	
9/22	at Cin	0	0	0.0	0	0	3	23	7.7	10	0						(Inactive)					
10/6	Det	0	0	0.0	0	0	0	0	0.0	0	0	1	-2	-2.0	-2	0	0	0	0.0	0	0	
10/13	at Bal																					
10/20	Cle																					
10/27	at Min																					
11/4	Chi																					
11/10	Phi																					
11/17	at NYG																					
11/24	Min																					
11/28	at Det																					
12/8	Atl																					
12/15	at Dal																					
12/22	Pit																					
12/29	at Chi																					
SEASON		0	0	0.0	0	0	3	23	7.7	10	0	2	29	14.5	31	0	0	0	0.0	0	0	

INDIVIDUAL STATISTICS, DEFENSE

	M.Burnett					J.Bush					M.Daniels					R.Francois					A.Hawk					C.Hayward						
	UT	A	Sk	Int	PD	UT	A	Sk	Int	PD	UT	A	Sk	Int	PD	UT	A	Sk	Int	PD	UT	A	Sk	Int	PD	UT	A	Sk	Int	PD		
9/8			(Inactive)			1	0	0-0	0-0	0	0	1	0-0	0-0	0	0	0	0-0	0	0	5	4	0-0	0	0			(Inactive)				
9/15	at	SF	(Inactive)					(Inactive)			2	1	0-0	0-0	0	0	0	0-0	0	0	3	3	0-0	0	0			(Inactive)				
9/22		Was	(Inactive)					(Inactive)			2	0	1-3	0-0	0	0	0	0-0	0	0	10	3	0-0	0	0			(Inactive)				
10/6	at	Cin	(Inactive)			0	0	0-0	0-0	0	1	2	0-0	0-0	0	0	2	0-0	0	0	9	3	0-0	0	0			(Inactive)				
10/13		Det		2																												
10/13	at	Bal																														
10/20		Cle																														
10/27	at	Min																														
11/4		Chi																														
11/10		Phi																														
11/17	at	NYG																														
11/24		Min																														
11/28	at	Det																														
12/8		Atl																														
12/15	at	Dal																														
12/22		Pit																														
12/29	at	Chi																														
SEASON			4	2	0-0	0-0	2	1	0	0-0	0-0	0	5	4	1-3	0-0	0	0	2	0-0	0	0	27	13	0-0	0	0	0				
CAREER			196	69	3-28	6-1	30	70	22	1.5-13	3-42	26	16	12	3-14	0-0	1	15	10	0-0	2-1	3	649	263	135-106	58-114	34	43	12	0-0	6-81	25

	D.House					M.Jennings					B.Jones					J.Lattimore					A.Mulumba					C.Matthews						
	UT	A	Sk	Int	PD	UT	A	Sk	Int	PD	UT	A	Sk	Int	PD	UT	A	Sk	Int	PD	UT	A	Sk	Int	PD	UT	A	Sk	Int	PD		
9/8	at	SF	0	0	0-0	0-0	0	8	0	0-0	0-0	0	10	4	0-0	0-0	0	0	0	0-0	0-0	0	0	0	0-0	0-0	0	8	2	1-6	0-0	0
9/15		Was	1	0	1-6	0-0	1	5	1	0-0	0-0	0	5	1	0-0	0-0	0	0	0	0-0	0-0	0	0	1	0-0	0-0	0	1	3	0-0	0-0	0
9/22	at	Cin	2	0	0-0	0-0	0	4	1	1-4	0-0	0	11	2	0-0	0-0	0	0	0	0-0	0-0	0	0	1	0-0	0-0	0	2	0	1-5	0-0	0
10/6		Det	6	0	0-0	0-0	1	3	0	0-0	0-0	2	2	3	1-6	0-0	1	1	0	0-0	0-0	0	2	1	0-0	0-0	0	3	3	1-12	0-0	1
10/13	at	Bal																														
10/20		Cle																														
10/27	at	Min																														
11/4		Chi																														
11/10		Phi																														
11/17	at	NYG																														
11/24		Min																														
11/28	at	Det																														
12/8		Atl																														
12/15	at	Dal																														
12/22		Pit																														
12/29	at	Chi																														
SEASON			9	0	1-6	0-0	2	20	2	1-4	0-0	2	28	10	1-6	0-0	1	1	0	0-0	0-0	0	2	3	0-0	0-0	0	14	8	3-23	0-0	1
CAREER			26	1	2-9	0-0	15	61	7	1-4	1-72	8	152	68	8-52	0-0	7	1	0	0-0	0-0	0	2	3	0-0	0-0	0	205	87	45.5-292	4-109	24

	J.McMillan					D.Jones					J.Jolly					M.Neal					N.Perry					M.Hyde						
	UT	A	Sk	Int	PD	UT	A	Sk	Int	PD	UT	A	Sk	Int	PD	UT	A	Sk	Int	PD	UT	A	Sk	Int	PD	UT	A	Sk	Int	PD		
9/8	at	SF	6	1	0-0	0-0	0	0	2	0-0	0-0	0	1	1	1-2	0-0	0	2	5	0-0	0-0	0	3	1	0-0	0-0	0	3	0	0-0	0-0	0
9/15		Was	5	0	0-0	0-0	0	1	0	0-0	0-0	0	2	1	0-0	0-0	0	2	1	0-0	1-5	1	2	2	0-0	0-0	1	0	0	0-0	0-0	0
9/22	at	Cin	0	1	0-0	0-0	1	0	1	0-0	0-0	0	0	2	0-0	0-0	0	0	2	0-0	0-0	0	2	3	0-0	0-0	0	3	1	0-0	0-0	0
10/6		Det	2	0	0-0	0-0	0	1	0	0-0	0-0	0	2	0	0-0	0-0	0	5	3	1-4	0-0	0	3	2	2-18	0-0	0	0	0	0-0	0-0	0
10/13	at	Bal																														
10/20		Cle																														
10/27	at	Min																														
11/4		Chi																														
11/10		Phi																														
11/17	at	NYG																														
11/24		Min																														
11/28	at	Det																														
12/8		Atl																														
12/15	at	Dal																														
12/22		Pit																														
12/29	at	Chi																														
SEASON			13	2	0-0	0-0	1	2	3	0-0	0-0	0	5	4	1-2	0-0	0	9	11	1-4	1-5	1	10	8	2-18	0-0	1	6	1	0-0	0-0	0
CAREER			34	11	0-0	1-0	14	2	3	0-0	0-0	0	105	96	3-13	1-2	22	24	24	6.5-48.5	1-5	1	28	19	4-45	0-0	1	6	1	0-0	0-0	0

INDIVIDUAL STATISTICS, DEFENSE

	R.Pickett						B.Raji					C.Banjo					S.Shields					T.Williams					C.Wilson								
	UT	A	Sk	Int	PD		UT	A	Sk	Int	PD		UT	A	Sk	Int	PD		UT	A	Sk	Int	PD		UT	A	Sk	Int	PD		UT	A	Sk	Int	PD
9/8	at	SF	2	3	0-0	0-0	0	3	1	0-0	0	0	0	0	0-0	0-0	0	10	1	0-0	0-0	3	3	2	1	0-0	0-0	1	0	2	0-0	0-0	0		
9/15		Was	0	0	0-0	0-0	1	2	0	0-0	0	0	2	0	0-0	0-0	0	8	1	0-0	0-0	4	6	2	0-0	0-0	2					0			
9/22	at	Cin	1	2	0-0	0-0	1	0	3	0-0	0	0	2	1	0-0	0-0	0	3	1	0-0	1-1	1	3	0	1-8	0-0	0	0	1	0-0	0-0	0			
10/6		Det	1	2	0-0	0-0	0	0	2	0-0	0	0	0	0	0-0	0-0	0	3	0	0-0	0-0	2	2	6	0-0	0-0	2					0			
10/13	at	Bal																																	
10/20		Cle																																	
10/27	at	Min																																	
11/4		Chi																																	
11/10		Phi																																	
11/17	at	NYG																																	
11/24		Min																																	
11/28	at	Det																																	
12/8		Atl																																	
12/15	at	Dal																																	
12/22		Pit																																	
12/29	at	Chi																																	
SEASON			4	7	0-0	0-0	2	5	6	0-0	0	0	4	1	0-0	0-0	0	24	3	0-0	1-1	10	13	9	1-8	0-0	5	0	3	0-0	0-0	0			
CAREER			423	461	95-45.5	0-0	36	110	92	10.5-65.5	0-0	7	4	1	0-0	0-0	0	105	23	1-8	10-91	49	253	63	3-21	22-411	116	51	45	3.5-10	0-0	1			

	N.Palmer						S.Barrington					J.Boyd																				
	UT	A	Sk	Int	PD		UT	A	Sk	Int	PD		UT	A	Sk	Int	PD															
9/8	at	SF			(Inactive)					(Inactive)											(Inactive)											
9/15		Was			(Inactive)		0	0	0-0	0-0	0										(Inactive)											
9/22	at	Cin	0	0	0-0	0-0	0	0	0	0-0	0-0	0									(Inactive)											
10/6		Det			(Inactive)		0	0	0-0	0-0	0										(Inactive)											
10/13	at	Bal																														
10/20		Cle																														
10/27	at	Min																														
11/4		Chi																														
11/10		Phi																														
11/17	at	NYG																														
11/24		Min																														
11/28	at	Det																														
12/8		Atl																														
12/15	at	Dal																														
12/22		Pit																														
12/29	at	Chi																														
SEASON			0	0	0-0	0-0	0	0	0	0-0	0-0	0	0	0	0-0	0-0	0	0	0	0-0	0-0	0	0	0	0-0	0-0	0	0	0	0	0	
CAREER			0	0	0-0	0-0	0	0	0	0-0	0-0	0	0	0	0-0	0-0	0	0	0	0-0	0-0	0	0	0	0-0	0-0	0	0	0	0	0	

DEFENSIVE FUMBLE STATISTICS

FORCED FUMBLES (4)

B.Jones — (1) at Cincinnati, Sept. 22 (J.Gresham)
 C.Matthews — (2) at Cincinnati, Sept. 22 (B.Green-Ellis, A.Dalton)
 N.Perry — (1) vs. Detroit, Oct. 6 (M.Stafford)

FUMBLE RECOVERIES (3)

A.Hawk — (1) at Cincinnati, Sept. 22 (J.Gresham)
 M.Jennings — (1) at Cincinnati, Sept. 22 (B.Green-Ellis)
 B.Jones — (1) at Cincinnati, Sept. 22 (A.Dalton)

INDIVIDUAL STATISTICS, DEFENSE

QUARTERBACK SACKS (12-74)

9/8	at	San Francisco:	(2-8)	J.Jolly 1-2, C.Matthews 1-6
9/15		Washington:	(1-6)	D.House 1-6
9/22	at	Cincinnati:	(4-20)	M.Daniels 1-3, M.Jennings 1-4, C.Matthews 1-5, T.Williams 1-8
10/6		Detroit:	(5-40)	N.Perry 2-18, B.Jones 1-6, C.Matthews 1-12, M.Neal 1-4
10/13	at	Baltimore:		
10/20		Cleveland:		
10/27	at	Minnesota:		
11/4		Chicago:		
11/10		Philadelphia:		
11/17	at	N.Y. Giants:		
11/24		Minnesota:		
11/28	at	Detroit:		
12/8		Atlanta:		
12/15	at	Dallas:		
12/22		Pittsburgh:		
12/29	at	Chicago:		

SEASON TOTALS: (12-74) C.Matthews 3-23, N.Perry 2-18, M.Daniels 1-3, D.House 1-6, M.Jennings 1-4, J.Jolly 1-2, B.Jones 1-6, M.Neal 1-4, T.Williams 1-8

QUARTERBACK HITS (28)

9/8	at	San Francisco:	(5)	C.Matthews 4, M.Neal 1
9/15		Washington:	(8)	M.Daniels 2, C.Matthews 2, J.Jolly 1, B.Jones 1, M.Neal 1, T.Williams 1
9/22	at	Cincinnati:	(8)	C.Matthews 2, M.Daniels 1, A.Hawk 1, M.Jennings 1, B.Jones 1, D.Jones 1, T.Williams 1
10/6		Detroit:	(7)	N.Perry 3, B.Jones 1, C.Matthews 1, J.McMillian 1, M.Neal 1
10/13	at	Baltimore:		
10/20		Cleveland:		
10/27	at	Minnesota:		
11/4		Chicago:		
11/10		Philadelphia:		
11/17	at	N.Y. Giants:		
11/24		Minnesota:		
11/28	at	Detroit:		
12/8		Atlanta:		
12/15	at	Dallas:		
12/22		Pittsburgh:		
12/29	at	Chicago:		

SEASON TOTALS: (28) C.Matthews 9, M.Daniels 3, B.Jones 3, M.Neal 3, N.Perry 3, T.Williams 2, A.Hawk 1, M.Jennings 1, J.Jolly 1, D.Jones 1, J.McMillian 1

PASSES DEFENSED (28)

9/8	at	San Francisco:	(4)	S.Shields 3, T.Williams 1
9/15		Washington:	(10)	S.Shields 4, T.Williams 2, D.House 1, M.Neal 1, N.Perry 1, R.Pickett 1
9/22	at	Cincinnati:	(3)	J.McMillian 1, R.Pickett 1, S.Shields 1
10/6		Detroit:	(11)	M.Burnett 2, M.Jennings 2, S.Shields 2, T.Williams 2, D.House 1, B.Jones 1, C.Matthews 1
10/13	at	Baltimore:		
10/20		Cleveland:		
10/27	at	Minnesota:		
11/4		Chicago:		
11/10		Philadelphia:		
11/17	at	N.Y. Giants:		
11/24		Minnesota:		
11/28	at	Detroit:		
12/8		Atlanta:		
12/15	at	Dallas:		
12/22		Pittsburgh:		
12/29	at	Chicago:		

SEASON TOTALS: (28) S.Shields 10, T.Williams 5, M.Burnett 2, D.House 2, M.Jennings 2, R.Pickett 2, B.Jones 1, C.Matthews 1, J.McMillian 1, M.Neal 1, N.Perry 1

INDIVIDUAL STATISTICS, SPECIAL TEAMS

PUNTING

		T.Masthay							
		No	Yds	Avg	TB	In20	Lg	Bk	Net
9/8	at SF	6	277	46.2	0	1	51	0	44.8
9/15	Was	3	121	40.3	0	1	51	0	37.3
9/22	at Cin	3	130	43.3	0	3	55	0	43.3
10/6	Det	3	141	47.0	2	1	60	0	33.7
10/13	at Bal								
10/20	Cle								
10/27	at Min								
11/4	Chi								
11/10	Phi								
11/17	at NYG								
11/24	Min								
11/28	at Det								
12/8	Atl								
12/15	at Dal								
12/22	Pit								
12/29	at Chi								
SEASON		15	669	44.6	2	6	60	0	40.8
CAREER		211	9332	44.2	16	84	71	0	38.5

KICKING

		M.Crosby			Kickoffs		
		FG	PAT	Pts	No. Ret	TB	TB Pct
9/8	at SF	0/0	4/4	4	-	-	-
9/15	Was	1/1	5/5	8	-	-	-
9/22	at Cin	3/3	3/3	12	-	-	-
10/6	Det	5/5	1/1	16	-	-	-
10/13	at Bal						
10/20	Cle						
10/27	at Min						
11/4	Chi						
11/10	Phi						
11/17	at NYG						
11/24	Min						
11/28	at Det						
12/8	Atl						
12/15	at Dal						
12/22	Pit						
12/29	at Chi						
SEASON		9/9	13/13	40	-	-	-
CAREER		161/207	319/321	802	407	131	23.9

T.Masthay

		Kickoffs					
		FG	PAT	Pts	No. Ret	TB	TB Pct
9/8	at SF	0/0	0/0	0	2	3	60.0
9/15	Was	0/0	0/0	0	3	4	57.1
9/22	at Cin	0/0	0/0	0	4	2	33.3
10/6	Det	0/0	0/0	0	2	5	71.4
10/13	at Bal						
10/20	Cle						
10/27	at Min						
11/4	Chi						
11/10	Phi						
11/17	at NYG						
11/24	Min						
11/28	at Det						
12/8	Atl						
12/15	at Dal						
12/22	Pit						
12/29	at Chi						
SEASON		0/0	0/0	0	11	14	56.0
CAREER		0/0	0/0	0	13	14	51.9

ONSIDE KICK RECOVERIES

OWN KICKS (0/0)

OPPONENT KICKS (0/1)

Failed - J.Nelson vs. Detroit (Oct. 6)

BLOCKED KICKS

BLOCKED PUNTS

PACKERS (1)

BLOCKED FIELD GOALS

BLOCKED PATs

(1) at Cincinnati, Sept. 22 (D.Jones)

OPPONENTS (0)

KICKOFF

		J.Ross					R.Cobb				
		No	Yds	Avg	Lg	TD	No	Yds	Avg	Lg	TD
9/8	at SF	3	40	13.3	17	0	0	0	0.0	0	0
9/15	Was	1	14	14.0	14	0	1	10	10.0	10	0
9/22	at Cin	2	21	10.5	21	0	0	0	0.0	0	0
10/6	Det						0	0	0.0	0	0
10/13	at Bal										
10/20	Cle										
10/27	at Min										
11/4	Chi										
11/10	Phi										
11/17	at NYG										
11/24	Min										
11/28	at Det										
12/8	Atl										
12/15	at Dal										
12/22	Pit										
12/29	at Chi										
SEASON		6	75	12.5	21	0	1	10	10.0	10	0
CAREER		9	161	17.9	44	0	73	1915	26.2	108t	1

PUNT RETURNS

		R.Cobb						J.Ross					
		No	Yds	Avg	FC	Lg	TD	No	Yds	Avg	FC	Lg	TD
9/8	at SF	1	16	16.0	1	16	0	1	9	9.0	1	9	0
9/15	Was	0	0	0.0	2	0	0	1	11	11.0	0	11	0
9/22	at Cin	0	0	0.0	1	0	0	0	0	0.0	1	0	0
10/6	Det	2	7	3.5	0	7	0						
10/13	at Bal												
10/20	Cle												
10/27	at Min												
11/4	Chi												
11/10	Phi												
11/17	at NYG												
11/24	Min												
11/28	at Det												
12/8	Atl												
12/15	at Dal												
12/22	Pit												
12/29	at Chi												
SEASON		3	23	7.7	4	16	0	2	20	10.0	2	11	0
CAREER		60	610	10.2	43	80t	2	6	123	20.5	3	58	0

PUNT RETURNS

		M.Hyde					
		No	Yds	Avg	FC	Lg	TD
9/8	at SF	0	0	0.0	0	0	0
9/15	Was	0	0	0.0	0	0	0
9/22	at Cin	0	0	0.0	0	0	0
10/6	Det	2	7	3.5	0	5	0
10/13	at Bal						
10/20	Cle						
10/27	at Min						
11/4	Chi						
11/10	Phi						
11/17	at NYG						
11/24	Min						
11/28	at Det						
12/8	Atl						
12/15	at Dal						
12/22	Pit						
12/29	at Chi						
SEASON		2	7	3.5	0	5	0
CAREER		2	7	3.5	0	5	0

SPECIAL TEAMS FUMBLE STATISTICS

FORCED FUMBLES (1)

R.Francois — at Cin., Sept. 22 (B.Tate)

FUMBLE RECOVERIES (0)

DRIVE STATISTICS

PACKERS SCORING DRIVES (game-by-game)

Date	Opponent	Plays	Yards	Time	Result	Qtr	Scoring Play	Quarterback
9/8	at San Francisco	6	80	1:47	TD	1	A.Rodgers 5 pass to R.Cobb	A.Rodgers
9/8	at San Francisco	8	62	1:16	TD	2	A.Rodgers 12 pass to J.Finley	A.Rodgers
9/8	at San Francisco	7	69	2:48	TD	3	A.Rodgers 8 pass to J.Nelson	A.Rodgers
9/8	at San Francisco	8	76	2:30	TD	4	E.Lacy 2 run	A.Rodgers
9/15	Washington	14	70	6:58	FG	1	M.Crosby 28 field goal	A.Rodgers
9/15	Washington	4	42	0:41	TD	1	A.Rodgers 35 pass to R.Cobb	A.Rodgers
9/15	Washington	8	75	3:13	TD	2	A.Rodgers 14 pass to J.Nelson	A.Rodgers
9/15	Washington	6	90	2:57	TD	2	A.Rodgers 3 pass to J.Finley	A.Rodgers
9/15	Washington	4	60	1:53	TD	3	A.Rodgers 15 pass to J.Nelson	A.Rodgers
9/15	Washington	4	80	1:34	TD	3	J.Starks 32 run	A.Rodgers
9/22	at Cincinnati	4	3	0:46	FG	2	M.Crosby 41 field goal	A.Rodgers
9/22	at Cincinnati	7	20	3:11	FG	2	M.Crosby 19 field goal	A.Rodgers
9/22	at Cincinnati	12	70	5:35	FG	2	M.Crosby 26 field goal	A.Rodgers
9/22	at Cincinnati	9	80	3:20	TD	3	J.Franklin 2 run	A.Rodgers
9/22	at Cincinnati	5	92	1:48	TD	3	A.Rodgers 7 pass to J.Jones	A.Rodgers
10/6	Detroit	15	72	7:50	FG	1	M.Crosby 26 field goal	A.Rodgers
10/6	Detroit	12	36	3:55	FG	2	M.Crosby 52 field goal	A.Rodgers
10/6	Detroit	5	76	2:20	FG	3	M.Crosby 31 field goal	A.Rodgers
10/6	Detroit	2	78	0:54	TD	3	A.Rodgers 83 pass to J.Jones	A.Rodgers
10/6	Detroit	9	56	4:35	FG	4	M.Crosby 42 field goal	A.Rodgers
10/6	Detroit	7	43	3:11	FG	4	M.Crosby 45 field goal	A.Rodgers

Scoring-Drive Length, Regular Season

Length (minus)	Packers		Opponent	
	TD	FG	TD	FG
0—9	0	0	0	0
10—19	0	1	1	0
20—29	0	0	1	0
30—39	0	1	0	0
40—49	1	1	1	0
50—59	0	1	0	2
60—69	3	0	1	0
70—79	3	4	0	1
80—89	3	0	7	0
90—99	2	0	1	0
SEASON	12	9	12	3

Possessions at a glance

Reg. Season	No.	Avg. Snaps	*3-Plays & Out	Snaps/TD
Packers	46	5.8	10	22.4
Opponent	47	5.4	9	21.1

*—less if turnover, no first downs or score

Game-Opening Drives

Game		Packers			Opponent		
		Pts	FD	Yds	Pts	FD	Yds
9/8	at SF	0	0	2	0	0	8
9/15	Was	3	4	70	0	1	20
9/22	at Cin	0	2	34	7	5	80
10/6	Det	3	5	72	0	3	35
10/13	at Bal						
10/20	Cle						
10/27	at Min						
11/4	Chi						
11/10	Phi						
11/17	at NYG						
11/24	Min						
11/28	at Det						
12/8	Atl						
12/15	at Dal						
12/22	Pit						
12/29	at Chi						
SEASON		6	11	178	7	9	143

Second-Half Opening Drives

Game		Packers			Opponent		
		Pts	FD	Yds	Pts	FD	Yds
9/8	at SF	0	0	5	7	5	85
9/15	Was	0	0	-12	0	0	8
9/22	at Cin	7	6	80	0	2	38
10/6	Det	0	1	20	0	2	19
10/13	at Bal						
10/20	Cle						
10/27	at Min						
11/4	Chi						
11/10	Phi						
11/17	at NYG						
11/24	Min						
11/28	at Det						
12/8	Atl						
12/15	at Dal						
12/22	Pit						
12/29	at Chi						
SEASON		7	7	93	7	9	150

DRIVE STATISTICS

YARDS-GAINED ANALYSIS

	1st Down			2nd Down			3rd Down			4th Down			Season			By Quarter				By Half		
	Att	Yds	Avg	Att	Yds	Avg	Att	Yds	Avg	Att	Yds	Avg	Att	Yds	Avg	1st	2nd	3rd	4th	1st	2nd	OT
Packers	125	874	7.0	92	626	6.8	49	278	5.9	3	35	11.7	269	1813	6.7	334	482	553	444	816	997	0
Opponents	111	672	6.1	83	481	6.0	55	328	6.0	4	18	4.5	253	1499	5.9	295	278	462	464	573	926	0

DRIVE ENGINEERING

QB	Drives Started		Drives ended by				BLK	DOWN	TO	SAF	CLK	Points Yielded
	Att	Yds	TD	FG	MFG	PUNT						
A.Rodgers	46	12	9	0	15	0	1	6	0	3	111	
Packers	46	12	9	0	15	0	1	6	0	3	111	
Opponents	47	12	3	3	19	0	1	5	0	4	90	

RED-ZONE EFFICIENCY

	Regular Season	
	Packers	Opponent
Times Penetrated Opponent 20	16	12
Total Scores	14	12
Touchdowns	9	10
Field Goals-Attempts	5-5	2-2
Touchdown Percentage563	.833
Scoring Percentage875	1.000
Turnovers	1	0
Downs	0	0
Missed Field Goals	0	0
Time Ran Out	0	0
Ended Not Trying To Score	1	0
Scores From Outside/At 20	7	3
Touchdowns	3	2
Field Goals	4	1

AVERAGE FIELD POSITION

	Regular Season	
	Packers	Opponent
Drives Started	46	47
Average Field Position	GB27	OPP26
Drives Started in Plus Territory	5	4
Scores	3	3
Touchdowns	1	3
Field Goals	2	0
Missed Field Goals	0	1
Punts	2	0
Turnovers	0	0
Turnover on Downs	0	0
Ran Out Clock	0	0
Did Not Attempt to Score	0	0
Drives Started Inside Own 20	10	11

GOAL-TO-GO SITUATIONS, REGULAR SEASON

	Summary									GTG Plays		Pct
	Total	TD	Pct	FG	MFG	TO	CLK	DOWN	Plays	TD		
Packers	12	7	.583	4	0	0	1	0	33	7	.212	
Opponents	7	6	.857	1	0	0	0	0	16	6	.375	

2013 SUPERLATIVES

LONGEST RETURNS

Packers

Type	Yards	Opp. Date	Player
Fumble	24	at Cin, Sept. 22	M.Jennings
Kickoff	21	at Cin, Sept. 22	J.Ross
Kickoff	17	at SF, Sept. 8	J.Ross
Punt	16	at SF, Sept. 8	R.Cobb
Kickoff	14	vs. Was, Sept. 15	J.Ross
Kickoff	13	at SF, Sept. 8	J.Ross
Punt	11	vs. Was, Sept. 15	J.Ross
Kickoff	10	at SF, Sept. 8	J.Ross
Kickoff	10	vs. Was, Sept. 15	R.Cobb
Punt	9	at SF, Sept. 8	J.Ross

No. of returns 20-plus yards in length: 2
 No. of returns 40-plus yards in length: 0

Opponent

Type	Yards	Opp. Date	Player
Fumble	58	at Cin, Sept. 22	T.Newman
Kickoff	32	at Cin, Sept. 22	B.Tate
Kickoff	30	at Cin, Sept. 22	B.Tate
Kickoff	30	at SF, Sept. 8	A.Dixon
Kickoff	30	at SF, Sept. 8	P.Cox
Kickoff	28	vs. Was, Sept. 15	C.Thompson
Kickoff	27	at Cin, Sept. 22	B.Tate
Kickoff	23	vs. Det, Oct. 6	M.Spurlock
Kickoff	22	at Cin, Sept. 22	B.Tate
Kickoff	20	vs. Was, Sept. 15	C.Thompson

No. of returns 20-plus yards in length: 10
 No. of returns 40-plus yards in length: 1

LONGEST PLAYS FROM SCRIMMAGE

Packers

Yards	Opp.	Play
83t	vs. Det	A.Rodgers to J.Jones
67	vs. Det	R.Cobb run
57	vs. Was	A.Rodgers to J.Jones
51	at Cin	J.Franklin run
39	vs. Det	A.Rodgers to J.Jones
38	at SF	A.Rodgers to R.Cobb
37	at SF	A.Rodgers to J.Nelson
37	vs. Was	A.Rodgers to J.Nelson
35t	vs. Was	A.Rodgers to R.Cobb
32	vs. Was	J.Starks run
31	at SF	A.Rodgers to J.Nelson
31	at SF	A.Rodgers to E.Lacy
31	vs. Det	A.Rodgers to J.Nelson

Long run:

67	vs. Det	R.Cobb
51	at Cin	J.Franklin
32t	vs. Was	J.Starks
20	vs. Was	J.Starks

No. plays 20-plus yards: 24
 No. plays 40-plus yards: 4

Opponent

Yards	Opp.	Play
44	vs. Was	R.Griffin to P.Garcon
43	at SF	C.Kaepernick to A.Boldin
37	at SF	C.Kaepernick to V.Davis
32	at Cin	A.Dalton to M.Sanu
32	vs. Was	A.Morris run
32	vs. Was	A.Morris run
31	at Cin	A.Dalton to G.Bernard
30	at SF	C.Kaepernick to A.Boldin
25	vs. Det	M.Stafford to B.Pettigrew
25	vs. Was	R.Griffin to P.Garcon
25	at SF	C.Kaepernick to V.McDonald

Long run:

32	vs. Was	A.Morris
32	vs. Was	A.Morris
20	vs. Was	R.Bush

No. plays 20-plus yards: 22
 No. plays 40-plus yards: 2

MISCELLANEOUS

WEEKLY INACTIVES

9/8	at San Francisco:	S.Barrington, B.Bostick, J.Boyd, M.Burnett, C.Hayward, N.Palmer, L.Taylor
9/15	Washington:	J.Boyd, M.Burnett, J.Bush, C.Hayward, N.Palmer, L.Taylor, C.Wilson
9/22	at Cincinnati:	J.Boyd, M.Burnett, J.Bush, C.Hayward, J.Kuhn, E.Lacy, L.Taylor
10/6	Detroit:	B.Bostick, J.Boyd, C.Hayward, N.Palmer, J.Starks, G.Van Roten, C.Wilson
10/13	at Baltimore:	
10/20	Cleveland:	
10/27	at Minnesota:	
11/4	Chicago:	
11/10	Philadelphia:	
11/17	at N.Y. Giants:	
11/24	Minnesota:	
11/28	at Detroit:	
12/8	Atlanta:	
12/15	at Dallas:	
12/22	Pittsburgh:	
12/29	at Chicago:	

SEASON TOTALS: J.Boyd (4), C.Hayward (4), M.Burnett (3), N.Palmer (3), L.Taylor (3), J.Bush (2), B.Bostick (2), C.Wilson (2), S.Barrington (1), J.Kuhn (1), E.Lacy (1), J.Starks (1), G.Van Roten (1)

TIME SPENT IN THE LEAD

Opponent	Packers	
	In Lead	Trailing
9/8 at SF	2:39	28:03
9/15 Was	53:02	0:00
9/22 at Cin	26:13	28:07
10/6 Det	52:10	0:00
11/13 at Bal		
10/20 Cle		
10/27 at Min		
11/4 Chri		
11/10 Phi		
11/17 at NYG		
11/24 Min		
11/28 at Det		
12/8 Atl		
12/15 at Dal		
12/22 Pit		
12/29 at Chi		
SEASON	2:14:04	56:10
SEASON AVG	33:31	14:03

NON-OFFENSIVE SCORES

Packers (1): M.Jennings 24-yard fumble return at Cin, Sept. 22

Opponent (1): T.Newman 58-yard fumble return at Cin, Sept. 22

TWO-POINT CONVERSIONS

Packers (0-0):

Opponent (0-2):

PENALTIES AND REPLAY CHALLENGES

PENALTY STATISTICS

	<u>Packers</u>	<u>Opponent</u>
Times Penalized after Offensive Gain	5	4
Gains Wiped Out, Offensive Penalties	41	22
Touchdowns Cost	1	0
Field Goals Cost	0	0
First Downs Lost	1	1
Intentional Grounding Penalties	0	0
Defensive Pass Interference, Times Flagged	0	2
Yards Given Up	0	0
Defensive 3rd/4th Down Flags (kept drive alive)	0	4
Kick/Punt Return Penalties	3	4
Return Yards Wiped Out	6	4

Touchdowns nullified — GREEN BAY (1): A.Rodgers 10-yard pass to J.Nelson vs. Was (Sept. 15)
OPPONENTS (0):

2013 REPLAY CHALLENGES

PACKERS (0/0)

<u>Date, Opp.</u>	<u>Initial Ruling</u>	<u>Ruling</u>
OPPONENTS (3/3)		
<u>Date, Opp.</u>	<u>Initial Ruling</u>	<u>Ruling</u>
9/15 vs. Was	R.Griffin 5 pass to P.Garcon, short of goal line	Reversed, TD
9/15 vs. Was	R.Griffin incomplete pass to S.Moss	Reversed, TD
9/22 at Cin	A.Rodgers 12 pass to R.Cobb, first down	Reversed, short of line to gain

OPPONENTS (3/3)

REPLAY ASSISTANT (2/2)

Last two minutes of the half, overtime, turnovers and scoring plays

<u>Date, Opp.</u>	<u>Initial Ruling</u>	<u>Ruling</u>
9/15 vs. Was	A.Robinson fumble recovered by B.Jones	Reversed, A.Robinson down by contact
10/6 vs. Det	A.Rodgers 27 pass to J.Jones TD	Reversed, J.Jones out of bounds

2013 PENALTIES ACCEPTED (23)

OFFENSE (12)

Holding (7) — J.Sitton (2) at SF (Sept. 8); D.Bakhtiari vs. Was (Sept. 15), at Cin (Sept. 22), vs. Det (Oct. 6); E.Dietrich-Smith vs. Was (Sept. 15); J.Boykin vs. Det (Oct. 6)

False Start (3) — D.Barclay vs. Was (Sept. 15), vs. Det (Oct. 6); R.Cobb vs. Det (Oct. 6)

Delay Of Game (1) — A.Rodgers vs. Det (Oct. 6)

Illegal Use of Hands (1) — J.Sitton at SF (Sept. 8)

DEFENSE (4)

Unnecessary Roughness (3) — N.Perry at Cin (Sept. 22); T.Williams at Cin (Sept. 22); J.McMillian vs. Det (Oct. 6)

Illegal Contact (1) — S.Shields vs. Det (Oct. 6)

SPECIAL TEAMS (7)

Holding (3) — Team at SF (Sept. 8); D.House vs. Det (Oct. 6); A.Mulumba vs. Det (Oct. 6)

Unnecessary Roughness (2) — R.Francois vs. Was (Sept. 15); R.Taylor at Cin (Sept. 22)

Illegal Block (1) — M.Daniels at SF (Sept. 8)

Illegal Formation (1) — M.Jennings vs. Det (Oct. 6)

TURNOVER STATISTICS AND NOTES

TAKEAWAY ANALYSIS

	Packers Take Aways			Packers Give Aways			Diff	Cum	NFC Rank	NFL Rank
	Int	Fum	Tot	Int	Fum	Tot				
SF	0	0	0	1	1	2	-2	-2	14t	25t
WAS	1	0	1	0	1	1	0	-2	14t	25t
Cin	1	3	4	2	2	4	0	-2	12t	22t
BYE	-	-	-	-	-	-	-	-	13t	21t
DET	0	0	0	0	0	0	0	-2	14t	23t
Bal	0	0	0	0	0	0	0	0	0	0
CLE	0	0	0	0	0	0	0	0	0	0
Min	0	0	0	0	0	0	0	0	0	0
CHI	0	0	0	0	0	0	0	0	0	0
PHI	0	0	0	0	0	0	0	0	0	0
NYG	0	0	0	0	0	0	0	0	0	0
MIN	0	0	0	0	0	0	0	0	0	0
Det	0	0	0	0	0	0	0	0	0	0
ATL	0	0	0	0	0	0	0	0	0	0
Dal	0	0	0	0	0	0	0	0	0	0
PIT	0	0	0	0	0	0	0	0	0	0
Chi	0	0	0	0	0	0	0	0	0	0
Total	2	3	5	3	4	7	-2	-2	14t	23t

HOME GAMES UPPERCASED IN BOLD

Takeaway Breakdown

	Packers	Opponent
Total	5	7
Interceptions	2	3
Fumble Rec.	3	2
Fumble resulting in t'back	0	1
Muffed Punt Rec.	0	1
Points off Turnovers	13	28
Touchdowns	1	4
Field Goals	2	0
Didn't attempt score	0	1

TOUCHDOWN RETURNS

Packers (1): M.Jennings 24-yard fumble return at Cin, Sept. 22

Opponent (1): T.Newman 58-yard fumble return at Cin, Sept. 22

2013 RECORD WHEN...

When...	Record
+4 turnover margin	0-0
+3 turnover margin	0-0
+2 turnover margin	0-0
+1 turnover margin	0-0
even turnover margin	2-1
-1 turnover margin	0-0
-2 turnover margin	0-1
-3 turnover margin	0-0
-4 turnover margin	0-0
recording 0 takeaways	1-1
recording 1 takeaway	1-0
recording 2 takeaways	0-0
recording 3 takeaways	0-0
recording 4 takeaways	0-1
recording 5 takeaways	0-0
recording 0 giveaways	1-0
recording 1 giveaway	1-0
recording 2 giveaways	0-1
recording 3 giveaways	0-0
recording 4 giveaways	0-1
recording 5 giveaways	0-0
recording 0 interceptions	1-1
recording 1 interception	1-1
recording 2 interceptions	0-0
recording 3 interceptions	0-0
recording 4 interceptions	0-0
surrendering 0 interceptions	2-0
surrendering 1 interception	0-1
surrendering 2 interceptions	0-1
surrendering 3 interceptions	0-0
recovering 0 fumbles	2-1
recovering 1 fumble	0-0
recovering 2 fumbles	0-0
recovering 3 fumbles	0-1
losing 0 fumbles	1-0
losing 1 fumble	1-1
losing 2 fumbles	0-1
losing 3 fumbles	0-0

TAKEAWAY SUMMARY (5)

9/8	at San Francisco:	None
9/15	Washington:	M.Neal (interception)
9/22	at Cincinnati:	A.Hawk (fumble recovery), M.Jennings (fumble recovery), B.Jones (fumble recovery), S.Shields (interception)
10/6	Detroit:	None
10/13	at Baltimore:	
10/20	Cleveland:	
10/27	at Minnesota:	
11/4	Chicago:	
11/10	Philadelphia:	
11/17	at N.Y. Giants:	
11/24	Minnesota:	
11/28	at Detroit:	
12/8	Atlanta:	
12/15	at Dallas:	
12/22	Pittsburgh:	
12/29	at Chicago:	
SEASON TOTALS: A.Hawk 1 (fumble recovery), M.Jennings 1 (fumble recovery), B.Jones 1 (fumble recovery), M.Neal 1 (interception), S.Shields 1 (interception)		

Note: Only fumbles lost are credited. Fumbles in which the team maintained possession are not included.

GIVEAWAY SUMMARY (7)

9/8	at San Francisco:	E.Lacy (fumble), A.Rodgers (interception)
9/15	Washington:	J.Jones (fumble)
9/22	at Cincinnati:	A.Rodgers 2 (two interceptions), J.Franklin (fumble), J.Ross (muffed kickoff)
10/6	Detroit:	None
10/13	at Baltimore:	
10/20	Cleveland:	
10/27	at Minnesota:	
11/4	Chicago:	
11/10	Philadelphia:	
11/17	at N.Y. Giants:	
11/24	Minnesota:	
11/28	at Detroit:	
12/8	Atlanta:	
12/15	at Dallas:	
12/22	Pittsburgh:	
12/29	at Chicago:	
SEASON TOTALS: A.Rodgers 3 (three interceptions), J.Franklin 1 (fumble), J.Jones 1 (fumble), E.Lacy 1 (fumble), J.Ross 1 (muffed kickoff)		

Note: Only fumbles lost are credited. Fumbles in which the team maintained possession are not included.

TAKEAWAY POINTS

Packers (13)

Date	Opp.	Turnover	Result	Points
9/22	at Cin	Interception	FG	3
9/22	at Cin	Fumble	TD	7
9/22	at Cin	Fumble	FG	3

Opponent (28)

Date	Opp.	Turnover	Result	Points
9/8	at SF	Fumble	TD	7
9/22	at Cin	Muffed Kickoff	TD	7
9/22	at Cin	Interception	TD	7
9/22	at Cin	Fumble	TD	7

REGULAR-SEASON PLAYER PARTICIPATION

NFL WEEK	1	2	3	5	6	7	8	9	10	11	12	13	14	15	16	17	— Season Totals —			
Player	at SF	WAS	at CIN	DET	at BAL	CLE	at MIN	CHI	PHI	at NYG	MIN	at DET	ATL	at DAL	PIT	at CHI	GP	GS	DNP	INA
Adams, Aaron	PS	PS	PS	PS													-	-	-	-
Bakhtiari, David	LT	LT	LT	LT													4	4	0	0
Banjo, Chris	SUB	SUB	SS	SUB													4	1	0	0
Barclay, Don	RT	RT	RT	RT													4	4	0	0
Barrington, Sam	INA	SUB	SUB	SUB													3	0	0	1
Bostick, Brandon	INA	SUB	SUB	INA													2	0	0	2
Boyd, Josh	INA	INA	INA	INA													0	0	0	4
Boykin, Jarrett	SUB	SUB	SUB	SUB													4	0	0	0
Bulaga, Bryan	IR	IR	IR	IR													-	-	-	-
Burnett, Morgan	INA	INA	INA	SS													1	1	0	3
Bush, Jarrett	SUB	INA	INA	SUB													2	0	0	2
Cobb, Randall	WR	SUB	WR	WR													4	3	0	0
Collins, Bryan	PS	PS	PS	PS													-	-	-	-
Crosby, Mason	SUB	SUB	SUB	SUB													4	0	0	0
Cunningham, Sederrick	IR	IR	IR	IR													-	-	-	-
Daniels, Mike	SUB	SUB	SUB	SUB													4	0	0	0
Dietrich-Smith, Evan	C	C	C	C													4	4	0	0
Dorsey, Kevin	IR	IR	IR	IR													-	-	-	-
Dunn, Reggie	-	-	-	PS													-	-	-	-
Finley, Jermichael	TE	SUB	TE	TE													4	3	0	0
Francois, Robert	SUB	SUB	SUB	SUB													4	0	0	0
Franklin, Johnathan	SUB	SUB	SUB	SUB													4	0	0	0
Goode, Brett	SUB	SUB	SUB	SUB													4	0	0	0
Harris, DuJuan	IR	IR	IR	IR													-	-	-	-
Hawk, A.J.	BLB	BLB	BLB	BLB													4	4	0	0
Hayward, Casey	INA	INA	INA	INA													0	0	0	4
Hill, Michael	PS	PS	PS	SUB													1	0	-	-
House, Davon	SUB	SUB	SUB	3CB													4	1	0	0
Hyde, Micah	SUB	SUB	3CB	SUB													4	1	0	0
Jennings, M.D.	FS	FS	FS	SS													4	4	0	0
Johnson, Charles	PS	PS	PS	PS													-	-	-	-
Jolly, Johnny	RDE	RDE	SUB	SUB													4	2	0	0
Jones, Brad	MLB	MLB	MLB	MLB													4	4	0	0
Jones, Datone	SUB	SUB	SUB	SUB													4	0	0	0
Jones, James	3WR	WR	3WR	3WR													4	4	0	0
Kuhn, John	SUB	FB	INA	SUB													3	1	0	1
Lacy, Eddie	RB	RB	INA	RB													3	3	0	1
Lang, T.J.	RG	RG	RG	RG													4	4	0	0
Lattimore, Jamari	SUB	SUB	SUB	SUB													4	0	0	0
Masthay, Tim	SUB	SUB	SUB	SUB													4	0	0	0
Matthews, Clay	ROLB	ROLB	ROLB	ROLB													4	4	0	0
McMillian, Jerron	SS	SS	SUB	SUB													4	2	0	0
Mulumba, Andy	SUB	SUB	SUB	SUB													4	0	0	0
Neal, Mike	SUB	SUB	SUB	LOLB													4	1	0	0
Nelson, Jordy	WR	WR	WR	WR													4	4	0	0
Newhouse, Marshall	SUB	SUB	SUB	SUB													4	0	0	0
Nixon, James	PS	PS	PS	PS													-	-	-	-
Palmer, Nate	INA	INA	SUB	INA													1	0	0	3
Perry, Nick	LOLB	LOLB	LOLB	SUB													4	3	0	0
Pickett, Ryan	NT	NT	NT	NT													4	4	0	0
Quarless, Andrew	SUB	TE	SUB	SUB													4	1	0	0
Raji, B.J.	LDE	LDE	LDE	LDE													4	4	0	0
Richardson, Sean	PUP	PUP	PUP	PUP													-	-	-	-
Rodgers, Aaron	QB	QB	QB	QB													4	4	0	0
Ross, Jeremy	SUB	SUB	SUB	-													3	0	0	0
Sherrrod, Derek	PUP	PUP	PUP	PUP													-	-	-	-
Shields, Sam	RCB	RCB	RCB	RCB													4	4	0	0
Sitton, Josh	LG	LG	LG	LG													4	4	0	0
Starks, James	SUB	SUB	RB	INA													3	1	0	1
Stoneburner, Jake	PS	PS	PS	PS													-	-	-	-
Taylor, Lane	INA	INA	INA	SUB													1	0	0	3
Taylor, Ryan	SUB	SUB	SUB	SUB													4	0	0	0
Tolzien, Scott	PS	PS	PS	PS													-	-	-	-
Tretter, JC	PUP	PUP	PUP	PUP													-	-	-	-
Van Roten, Greg	SUB	SUB	SUB	INA													3	0	0	1
Wallace, Seneca	DNP	DNP	DNP	DNP													0	0	3	0
White, Myles	PS	PS	PS	PS													-	-	-	-
Williams, Tramon	LCB	LCB	LCB	LCB													4	4	0	0
Wilson, C.J.	SUB	INA	SUB	INA													2	0	0	2
Worthy, Jerel	PUP	PUP	PUP	PUP													-	-	-	-

STARTERS IN BOLD AT POSITION; DNP — Did not play; INA — Inactive; IR — Injured reserve; PUP — Reserve/Physically unable to perform; PS — Practice squad; SUB — Substitute; 3WR — Started as third wide receiver; 3CB — Started as third cornerback

SEASON-HIGHS/W-L BREAKDOWN

INDIVIDUAL

Longest Scoring Run — 32, J.Starks, Sept. 15 vs. Washington
 Longest Non-Scoring Run — 67, R.Cobb, Oct. 6 vs. Detroit

Longest Scoring Pass — 83, A.Rodgers to J.Jones, Oct. 6 vs. Detroit
 Longest Non-Scoring Pass — 57, A. Rodgers to J.Jones, Sept. 15 vs. Washington

Longest Kickoff Return — 21, J.Ross, Sept. 22 at Cincinnati
 Longest Punt Return — 16, R.Cobb, Sept. 8 at San Francisco
 Longest Interception Return — 5, M.Neal, Sept. 15 vs. Washington
 Longest Fumble Return — 24t, M.Jennings, Sept. 22 at Cincinnati

Longest Punt — 60, T.Masthay, Oct. 6 vs. Detroit

Longest Field Goal — 52, M.Crosby, Oct. 6 vs. Detroit
 Most Field Goals Attempted — 5, M.Crosby, Oct. 6 vs. Detroit
 Most Field Goals Made — 5, M.Crosby, Oct. 6 vs. Detroit

Most Touchdowns — 2, J.Nelson, Sept. 15 vs. Washington

Most Rushing Attempts — 23, E.Lacy, Oct. 6 vs. Detroit
 Most Rushing Yards — 132, J.Starks, Sept. 15 vs. Washington

Most Passing Attempts — 43, A.Rodgers, Sept. 22 at Cincinnati
 Most Completions — 34, A.Rodgers, Sept. 15 vs. Washington
 Most Passing Yards — 480, A.Rodgers, Sept. 15 vs. Washington
 Most Touchdown Passes — 4, A.Rodgers, Sept. 15 vs. Washington

Most Receptions — 11, J.Jones, Sept. 15 vs. Washington
 Most Receiving Yards — 178, J.Jones, Sept. 15 vs. Washington

Most Total Yards from Scrimmage — 178, J.Jones, Sept. 15 vs. Washington

Most Defensive Interceptions — 1, twice, most recently S.Shields, Sept. 22 at Cincinnati
 Most Tackles — 14, B.Jones, Sept. 8 at San Francisco
 Most Solo Tackles — 10, twice, most recently B.Jones, Sept. 22 at Cincinnati
 Most Sacks — 2, N.Perry, Oct. 6 vs. Detroit
 Most Passes Defensed — 4, S.Shields, Sept. 15 vs. Washington

TEAM

Offensive Most...
 First Downs — 28, Sept. 15 vs. Washington
 Rushing Attempts — 33, Oct. 6 vs. Detroit
 Rushing Yards — 182, Sept. 22 at Cincinnati
 Pass Attempts — 43, Sept. 22 at Cincinnati
 Completions — 34, Sept. 15 vs. Washington
 TDs Thrown — 4, Sept. 15 vs. Washington
 Ints. Thrown — 2, Sept. 22 at Cincinnati
 Net Passing Yards — 441, Sept. 15 vs. Washington
 Offensive Plays — 77, Sept. 22 at Cincinnati
 Total Offense — 580, Sept. 15 vs. Washington
 Time of Possession — 32:29, Sept. 15 vs. Washington
 Turnovers — 4, Sept. 22 at Cincinnati
 Fumbles — 2, twice, most recently Oct. 6 vs. Detroit
 Fumbles Lost — 2, Sept. 22 at Cincinnati

Longest Scoring Drives
 Plays — 15, Oct. 6 vs. Detroit
 Yards — 92, Sept. 22 at Cincinnati
 Time — 7:50, Oct. 6 vs. Detroit

Shortest Scoring Drives
 Plays — 2, Oct. 6 vs. Detroit
 Yards — 3, Sept. 22 at Cincinnati
 Time — 0:41, Sept. 15 vs. Washington

Defensive Fewest...
 First Downs Allowed — 18, Sept. 15 vs. Washington
 Rushing Att. Allowed — 17, Sept. 15 vs. Washington
 Rushing Yards Allowed — 64, Oct. 6 vs. Detroit
 Pass Att. Allowed — 28, Sept. 22 at Cincinnati
 Pass Comp. Allowed — 20, Sept. 22 at Cincinnati
 Net Passing Yards Allowed — 215, Sept. 22 at Cincinnati
 Total Plays Allowed — 56, Sept. 22 at Cincinnati
 Total Yards Allowed — 286, Oct. 6 vs. Detroit

Defensive Most...
 Takeaways — 4, Sept. 22 at Cincinnati
 Interceptions — 1, two times, most recently Sept. 22 at Cincinnati
 Fumbles Forced — 3, Sept. 22 at Cincinnati
 Fumbles Recovered — 3, Sept. 22 at Cincinnati
 Passes Defensed — 11, Oct. 6 vs. Detroit
 Sacks — 5, Oct. 6 vs. Detroit

	2013 regular season...			2012 regular season...			2011 regular season...			1992-present...		
	Home	Road	Overall	Home	Road	Overall	Home	Road	Overall	Home	Road	Overall
Overall	2-0	0-2	2-2	7-1	4-4	11-5	8-0	7-1	15-1	131-39	87-85	216-124
On Grass	2-0	0-1	2-1	7-1	2-0	9-1	8-0	3-1	11-1	131-39	48-33	179-72
On Artificial Surfaces	0-0	0-1	0-1	0-0	2-4	2-4	0-0	4-0	4-0	0-0	37-52	37-52
In Open-Air Stadiums	2-0	0-2	2-2	7-1	1-2	8-3	8-0	3-1	10-1	131-39	52-53	184-92
In Indoor Stadiums	0-0	0-0	0-0	0-0	3-2	3-2	0-0	3-0	3-0	0-0	32-31	32-31
vs. Division Opponents	1-0	0-0	1-0	3-0	2-1	5-1	3-0	3-0	6-0	60-13	39-34	99-47
vs. NFC	2-0	0-1	2-1	5-1	3-3	8-4	6-0	6-0	12-0	102-26	65-62	166-88
vs. AFC	0-0	0-1	0-1	2-0	1-1	3-1	2-0	1-1	3-1	29-13	20-23	49-36
When scoring first	2-0	0-0	2-0	5-0	1-1	6-1	6-0	2-0	8-0	90-15	52-33	142-48
When Opponent scored first	0-0	0-2	0-2	2-1	3-3	5-4	2-0	5-1	7-1	40-24	33-52	73-76
In overtime	0-0	0-0	0-0	0-0	0-0	0-0	0-0	0-0	0-0	5-3	1-5	6-8
When leading after first quarter	2-0	0-0	2-0	4-0	2-1	6-1	8-0	2-0	10-0	76-11	46-21	122-32
When leading at halftime	2-0	0-1	2-1	5-0	3-1	8-1	8-0	4-0	12-0	102-8	67-26	169-34
When leading after third quarter	2-0	0-1	2-1	5-0	3-1	8-1	8-0	7-0	15-0	108-5	78-22	186-27
When trailing after first quarter	0-0	0-1	0-1	1-1	1-2	2-3	0-0	3-1	3-1	25-21	15-40	40-61
When trailing at halftime	0-0	0-0	0-0	2-1	1-3	3-4	0-0	3-1	3-1	20-26	15-52	35-78
When trailing after third quarter	0-0	0-0	0-0	1-1	1-3	2-4	0-0	0-1	0-1	14-31	4-62	18-93
When tied at halftime	0-0	0-1	0-1	0-0	0-0	0-0	0-0	0-0	0-0	9-5	3-7	12-12
On Thursday	0-0	0-0	0-0	1-0	0-0	1-0	1-0	1-0	2-0	3-0	4-5	7-5
On Friday	0-0	0-0	0-0	0-0	0-0	0-0	0-0	0-0	0-0	0-0	1-0	1-0
On Saturday	0-0	0-0	0-0	0-0	0-0	0-0	0-0	0-0	0-0	1-0	2-0	3-0
On Sunday/Early Games	2-0	0-1	2-1	4-0	3-1	7-1	3-0	1-1	4-1	87-23	39-43	126-66
On Sunday/Late Afternoon Games	0-0	0-1	0-1	1-1	0-1	1-2	2-0	4-0	6-0	20-10	18-19	38-28
On Sunday/Night Games	0-0	0-0	0-0	1-0	1-1	2-1	1-0	1-0	2-0	11-2	9-3	20-5
On Monday	0-0	0-0	0-0	0-0	0-1	0-1	1-0	0-0	0-0	10-5	11-15	21-20
When Packers had 100-yard rusher	1-0	0-1	1-1	0-0	0-0	0-0	0-0	0-0	0-0	34-8	25-9	59-17
When Packers had 100-yard receiver	2-0	0-1	2-1	2-0	3-1	5-1	5-0	4-0	9-0	60-14	35-30	95-44
When Packers had 300-yard passer	1-0	0-1	1-1	2-1	2-1	4-2	4-0	5-0	9-0	30-12	27-17	57-29
When Opponent had 100-yard rusher	1-0	0-0	1-0	1-1	0-1	1-2	3-0	1-0	4-0	123-17	16-24	39-41
When Opponent had 100-yard receiver	1-0	0-1	1-1	3-0	1-1	4-1	4-0	4-0	8-0	40-13	24-30	64-43
When Opponent had 300-yard passer	1-0	0-1	1-1	3-0	0-1	3-1	4-0	4-0	8-0	20-7	13-16	33-23

TRANSACTIONS BY DATE

3/16	Re-signed LB Robert Francois	7/25	Signed DE Datone Jones and S Ryan McMahon	9/2	Signed QB Seneca Wallace; Signed T Aaron Adams, G Bryan Collins, RB Michael Hill, WR Charles Johnson, CB James Nixon, TE Jake Stoneburner, QB Scott Tolzien and WR Myles White to practice squad; Waived QB B.J. Coleman
3/21	Re-signed LB Brad Jones	7/29	Signed S Chris Banjo and WR Omarius Hines; Waived S Ryan McMahon	9/23	Waived WR Jeremy Ross
3/26	Signed K Giorgio Tavecchio	8/6	Signed WR Justin Wilson and QB Vince Young	9/30	Signed RB Michael Hill to active roster; Signed WR Reggie Dunn to practice squad
4/2	Signed CB Loyce Means	8/7	Place WR Sederrick Cunningham (wrist) on injured reserve	10/7	Signed CB James Nixon to active roster; Placed LB Robert Francois (Achilles) on injured reserve
4/9	Signed TE Matthew Mulligan	8/26	Signed K Zach Ramirez; Waived WR Alex Gillett, QB Graham Harrell, WR Omarius Hines, RB Angelo Pease, DT Gilbert Peña, K Giorgio Tavecchio and WR Justin Wilson		
4/12	Re-signed C/G Evan Dietrich-Smith	8/27	Waived K Zach Ramirez; Placed S Sean Richardson (neck), T Derek Sherrod (leg), T JC Tretter (ankle) and DE Jerel Worthy (knee) on reserve/physically unable to perform; Placed T Bryan Bulaga (knee), WR Kevin Dorsey (toe), RB DuJuan Harris (knee) and LB Jarvis Reed (ankle) on injured reserve		
4/15	Signed WR Sederrick Cunningham				
4/17	Signed LB Clay Matthews to contract extension	8/31	Waived FB Jonathan Aмосa, G Andrew Datko, S David Fulton, C Garth Gerhart, RB Alex Green, T Kevin Hughes, WR Charles Johnson, G Patrick Lewis, LB Terrell Manning, CB Loyce Means, DT Jordan Miller, LB Dezman Moses, CB James Nixon, S Chaz Powell, LB Donte Savage, CB Brandon Smith, TE Jake Stoneburner, WR Tyrone Walker, WR Myles White and TE D.J. Williams; Released TE Matthew Mulligan and QB Vince Young		
4/24	Waived RB Brandon Saine and LB D.J. Smith				
4/26	Signed QB Aaron Rodgers to contract extension				
4/29	Waived G Joe Gibbs				
5/10	Signed T David Bakhtiari, LB Sam Barrington, DE Josh Boyd, QB Matt Brown, WR Kevin Dorsey, CB Micah Hyde, RB Johnathan Franklin, WR Charles Johnson, C Patrick Lewis, LB Andy Mulumba, LB Nate Palmer, RB Angelo Pease, DT Gilbert Peña, FB Ryan Roberson, TE Jake Stoneburner, G Lane Taylor, T JC Tretter and WR Myles White				
5/13	Signed FB Jonathan Aмосa, LB Jarvis Reed (Wilson), LB Donte Savage, CB Brandon Smith and WR Tyrone Walker; Waived LB Micah Johnson and FB Ryan Roberson				
5/22	Signed WR Alex Gillett				
5/28	Signed S David Fulton				
5/30	Signed RB Eddie Lacy				
6/3	Re-signed CB Sam Shields				
6/11	Signed WR Terrell Sinkfield				
6/17	Released LB Desmond Bishop				
7/19	Waived WR Terrell Sinkfield				
7/23	Waived QB Matt Brown				

TRANSACTIONS BY PLAYER

Adams, Aaron - T 9/2/13 Signed to practice squad	Hines, Omarius - WR 7/29/13 Signed 8/26/13 Waived	Richardson, Sean - S 8/27/13 Placed on reserve/physically unable to perform (neck)
Aмосa, Jonathan - FB 5/13/13 Signed 8/31/13 Waived	Hughes, Kevin - T 8/31/13 Waived	Roberson, Ryan - FB 5/10/13 Signed 5/13/13 Waived
Bakhtiari, David - T 5/10/13 Signed	Hyde, Micah - CB 5/10/13 Signed	Ross, Jeremy - WR 9/23/13 Waived
Banjo, Chris - S 7/29/13 Signed	Johnson, Charles - WR 5/10/13 Signed 8/31/13 Waived 9/2/13 Signed to practice squad	Saine, Brandon - RB 4/24/13 Waived
Barrington, Sam - LB 5/10/13 Signed	Johnson, Micah - LB 5/13/13 Waived	Savage, Donte - LB 5/13/13 Signed 8/31/13 Waived
Bishop, Desmond - LB 6/17/13 Released	Jones, Brad - LB 3/21/13 Re-signed	Sherrod, Derek - T 8/27/13 Placed on reserve/physically unable to perform (leg)
Boyd, Josh - DE 5/10/13 Signed	Jones, Datone - DE 7/25/13 Signed	Shields, Sam - CB 6/3/13 Re-signed
Brown, Matt - QB 5/10/13 Signed 7/23/13 Waived	Lacy, Eddie - RB 5/30/13 Signed	Sinkfield, Terrell - WR 6/11/13 Signed 7/19/13 Waived
Bulaga, Bryan - T 8/27/13 Placed on injured reserve (knee)	Lewis, Patrick - C 5/10/13 Signed 8/31/13 Waived	Smith, Brandon - CB 5/13/13 Signed 8/31/13 Waived
Coleman, B.J. - QB 9/2/13 Waived	Manning, Terrell - LB 8/31/13 Waived	Smith, D.J. - LB 4/24/13 Waived
Collins, Bryan - G 9/2/13 Signed to practice squad	McMahon, Ryan - S 7/25/13 Signed 7/29/13 Waived	Stoneburner, Jake - TE 5/10/13 Signed 8/31/13 Waived 9/2/13 Signed to practice squad
Cunningham, Sederrick - WR 4/15/13 Signed 8/7/13 Placed on injured reserve (wrist)	Means, Loyce - CB 4/2/13 Signed 8/31/13 Waived	Tavecchio, Giorgio - K 3/26/13 Signed 8/26/13 Waived
Datko, Andrew - G 8/31/13 Waived	Miller, Jordan - DT 8/31/13 Waived	Taylor, Lane - G 5/10/13 Signed
Dietrich-Smith, Evan - C 4/12/13 Re-signed	Moses, Dezman - LB 8/31/13 Waived	Tolzien, Scott - QB 9/2/13 Signed to practice squad
Dorsey, Kevin - WR 5/10/13 Signed 8/27/13 Placed on injured reserve (toe)	Mulligan, Matthew - TE 4/9/13 Signed 8/31/13 Released	Tretter, JC - T 5/10/13 Signed 8/27/13 Placed on reserve/physically unable to perform (ankle)
Dunn, Reggie - WR 9/30/13 Signed to practice squad	Mulumba, Andy - LB 5/10/13 Signed	Walker, Tyrone - WR 5/13/13 Signed 8/31/13 Waived
Francois, Robert - LB 3/16/13 Re-signed 10/7/13 Placed on injured reserve (Achilles)	Nixon, James - CB 8/31/13 Waived 9/2/13 Signed to practice squad 10/7/13 Signed to active roster	Wallace, Seneca - QB 9/2/13 Signed
Franklin, Johnathan - RB 5/10/13 Signed	Palmer, Nate - LB 5/10/13 Signed	White, Myles - WR 5/10/13 Signed 8/31/13 Waived 9/2/13 Signed to practice squad
Fulton, David - S 5/28/13 Signed 8/31/13 Waived	Pease, Angelo - RB 5/10/13 Signed 8/26/13 Waived	Williams, D.J. - TE 8/31/13 Waived
Gerhart, Garth - C 8/31/13 Waived	Peña, Gilbert - DT 5/10/13 Signed 8/26/13 Waived	Wilson, Justin - WR 8/6/13 Signed 8/26/13 Waived
Gibbs, Joe - G 4/29/13 Waived	Powell, Chaz - S 8/31/13 Waived	Worthy, Jerel - DE 8/27/13 Placed on reserve/physically unable to perform (knee)
Gillett, Alex - WR 5/22/13 Signed 8/26/13 Waived	Ramirez, Zach - K 8/26/13 Signed 8/27/13 Waived	Young, Vince - QB 8/6/13 Signed 8/31/13 Released
Green, Alex - RB 8/31/13 Waived	Reed (Wilson), Jarvis - LB 5/13/13 Signed 8/27/13 Placed on injured reserve (knee)	
Harrell, Graham - QB 8/26/13 Waived		
Harris, DuJuan - RB 8/27/13 Placed on injured reserve (knee)		
Hill, Michael - RB 9/2/13 Signed to practice squad 9/30/13 Signed to active roster		

THE LAST TIME

Regular-Season Games Only

RUSHING

200 Yards Rushing, Individual

BY PACKERS — Ahman Green, Dec. 28, 2003, vs. Denver (218 yards)
BY OPPONENT — Adrian Peterson, Dec. 2, 2012, vs. Minnesota (210 yards)

100 Yards Rushing, Individual

BY PACKERS — Johnathan Franklin, Sept. 22, 2013, at Cincinnati (103 yards)
BY OPPONENT — Alfred Morris, Sept. 15, 2013, vs. Washington (107 yards)

100 Yards Rushing, Individual, One Half

BY PACKERS — Johnathan Franklin, Sept. 22, 2013, at Cincinnati (103 yards in second half)
BY OPPONENT — Adrian Peterson, Dec. 30, 2012, at Minnesota (108 yards in second half)

100 Yards Rushing and Receiving, Individual

BY PACKERS — Never
BY OPPONENT — Darrin Nelson, Nov. 13, 1983, at Minnesota (119 yards rushing, 137 receiving)

Two 100-Yard Rushers

BY PACKERS — Ryan Grant (106 yards) and DeShawn Wynn (106), Dec. 28, 2008, vs. Detroit
BY OPPONENT — Tony Dorsett (149 yards) and Robert Newhouse (101), Nov. 12, 1978, vs. Dallas at Milw.

Two 100-Yard Rushers and Two 100-Yard Receivers

BY PACKERS — Ryan Grant (106 yards) and DeShawn Wynn (106), Dec. 28, 2008, vs. Detroit, Donald Driver (111 yards) and Greg Jennings (101 yards), Dec. 28, 2008, vs. Detroit*
BY OPPONENT — Never
*First time in NFL history

Four Touchdowns Rushing, Individual

BY PACKERS — Dorsey Levens, Jan. 2, 2000, vs. Arizona (8, 1, 5, 1 yards)
BY OPPONENT — DeAngelo Williams, Nov. 30, 2008, vs. Carolina (1, 1, 1, 1 yards)

Three Touchdowns Rushing, Individual

BY PACKERS — Ahman Green, Oct. 20, 2002, vs. Washington (24, 2, 8 yards)
BY OPPONENT — DeAngelo Williams, Nov. 30, 2008, vs. Carolina (1, 1, 1, 1 yards)

Two Touchdowns Rushing, Individual

BY PACKERS — Ryan Grant, Dec. 23, 2012, vs. Tennessee (7, 9 yards)
BY OPPONENT — Arian Foster, Oct. 14, 2012, at Houston (1, 1 yards)

PASSING

400 Yards Passing, Individual

BY PACKERS — Aaron Rodgers, Sept. 15, 2013, vs. Washington (480 yards)
BY OPPONENT — Colin Kaepernick, Sept. 8, 2013, at San Francisco (412 yards)

300 Yards Passing, Individual

BY PACKERS — Aaron Rodgers, Sept. 15, 2013, vs. Washington (480 yards)
BY OPPONENT — Robert Griffin III, Sept. 15, 2013 vs. Washington (320 yards)

Six Touchdown Passes, Individual

BY PACKERS — Aaron Rodgers, Oct. 14, 2012, at Houston (41, 6, 21, 1, 48, 18 yards)
BY OPPONENT — Tommy Kramer, Sept. 28, 1986, at Minnesota (23, 13, 36, 2, 17, 7 yards)

Five Touchdown Passes, Individual

BY PACKERS — Aaron Rodgers, Oct. 14, 2012, at Houston (41, 6, 21, 1, 48, 18 yards)
BY OPPONENT — Matthew Stafford, Jan. 1, 2012, vs. Detroit (8, 13, 2, 5, 12 yards)

Four Touchdown Passes, Individual

BY PACKERS — Aaron Rodgers, Sept. 15, 2013, vs. Washington (35, 14, 3, 15 yards)
BY OPPONENT — Matthew Stafford, Jan. 1, 2012, vs. Detroit (8, 13, 2, 5, 12 yards)

Three Touchdown Passes, Individual

BY PACKERS — Aaron Rodgers, Sept. 15, 2013, vs. Washington (35, 14, 3, 15 yards)
BY OPPONENT — Robert Griffin III, Sept. 15, 2013, vs. Washington (6, 3, 9 yards)

Six Interceptions Thrown, Individual

BY PACKERS — Tom O'Malley, Sept. 17, 1950, vs. Detroit
BY OPPONENT — Don Horn, Sept. 26, 1971, vs. Denver at Milw.

Five Interceptions Thrown, Individual

BY PACKERS — Brett Favre, Oct. 30, 2005, at Cincinnati
BY OPPONENT — Rich Gannon, Oct. 28, 1990, vs. Minnesota at Milw.

Four Interceptions Thrown, Individual

BY PACKERS — Brett Favre, Dec. 25, 2005, vs. Chicago
BY OPPONENT — Jay Cutler, Sept. 13, 2012, vs. Chicago

RECEIVING

10 or More Receptions, Individual

BY PACKERS — James Jones, Sept. 15, 2013, vs. Washington (11 receptions)
BY OPPONENT — Anquan Boldin, Sept. 8, 2013, at San Francisco (13 receptions)

200 Yards Receiving, Individual

BY PACKERS — Javon Walker, Sept. 26, 2004, at Indianapolis (200 yards)
BY OPPONENT — Anquan Boldin, Sept. 8, 2013, at San Francisco (208 yards)

100 Yards Receiving, Individual

BY PACKERS — James Jones, Oct. 6, 2013, vs. Detroit (127 yards)
BY OPPONENT — Pierre Garcon, Sept. 15, 2013, vs. Washington (143 yards)

100 Yards Receiving, One Half, Individual

BY PACKERS — James Jones, Oct. 6, 2013, vs. Detroit (122 yards in second half)
BY OPPONENT — Anquan Boldin, Sept. 8, 2013, at San Francisco (135 yards in second half)

Two 100-Yard Receivers

BY PACKERS — James Jones (178 yards) and Randall Cobb (128 yards), Sept. 15, 2013, vs. Washington
BY OPPONENT — Calvin Johnson (244 yards) and Brandon Pettigrew (116), Jan. 1, 2012, vs. Detroit

Four Touchdown Receptions, Individual

BY PACKERS — Sterling Sharpe, Nov. 24, 1994, at Dallas (1, 36, 30, 5 yards)
BY OPPONENT — Never

Three Touchdown Receptions, Individual

BY PACKERS — James Jones, Dec. 16, 2012, at Chicago (29, 8, 6 yards)
BY OPPONENT — Vincent Jackson, Nov. 6, 2011, at San Diego (23, 5, 29 yards)

Two Touchdown Receptions, Individual

BY PACKERS — Jordy Nelson, Sept. 15, 2013, vs. Washington (14, 15 yards)
BY OPPONENT — Vernon Davis, Sept. 8, 2013, at San Francisco (20, 2 yards)

INTERCEPTIONS

Four Interceptions, Individual

BY PACKERS — Willie Buchanon, Sept. 24, 1978, at San Diego
BY OPPONENT — Never

Three Interceptions, Individual

BY PACKERS — Tom Flynn, Oct. 28, 1984, vs. Detroit
BY OPPONENT — Vencie Glenn, Dec. 27, 1992, at Minnesota

Two Interceptions, Individual

BY PACKERS — Morgan Burnett, Dec. 2, 2012, vs. Minnesota
BY OPPONENT — Jason David, Nov. 24, 2008, at New Orleans

Interception Returned for Touchdown

BY PACKERS — M.D. Jennings, Nov. 18, 2012, at Detroit (72 yards)
BY OPPONENT — Kyle Arrington, Dec. 19, 2010, at New England (36 yards)

TOUCHDOWNS

Five Touchdowns, Individual

BY PACKERS — Paul Hornung, Dec. 12, 1965, at Baltimore (2-, 9-, 3-yard runs; 50-, 65-yard receptions)
BY OPPONENT — Never

Four Touchdowns, Individual

BY PACKERS — Dorsey Levens, Jan. 2, 2000, vs. Arizona (8-, 1-, 5-, 1-yard runs)
BY OPPONENT — DeAngelo Williams, Nov. 30, 2008, vs. Carolina (1-, 1-, 1-, 1-yard runs)

Three Touchdowns, Individual

BY PACKERS — James Jones, Dec. 16, 2012, at Chicago (29-, 8-, 6-yard receptions)
BY OPPONENT — Vincent Jackson, Nov. 6, 2011, at San Diego (23-, 5-, 29-yard receptions)

THE LAST TIME

FIELD GOALS/PATS

Five Field Goals Made, Individual

BY PACKERS — Mason Crosby, Oct. 6, 2013, vs. Detroit (26, 52, 31, 42, 45 yards)

BY OPPONENT — Jason Hanson, Nov. 27, 2003, at Detroit (42, 28, 49, 46, 32 yards)

Four Field Goals Made, Individual

BY PACKERS — Mason Crosby, Oct. 6, 2013, vs. Detroit (26, 52, 31, 42, 45 yards)

BY OPPONENT — Ryan Succop, Dec. 18, 2011, at Kansas City (19, 32, 46, 20 yards)

60-Yard Field Goal

BY PACKERS — Never

BY OPPONENT — David Akers, Sept. 9, 2012, vs. San Francisco (63 yards)

50-Yard Field Goal

BY PACKERS — Mason Crosby, Oct. 6, 2013, vs. Detroit (52 yards)

BY OPPONENT — David Akers, Oct. 6, 2013, vs. Detroit (53 yards)

Blocked Field-Goal Attempt

BY PACKERS — Johnny Jolly, Sept. 27, 2009, at St. Louis (48-yard Josh Brown attempt)

BY OPPONENT — Jay Ratliff, Nov. 7, 2010, vs. Dallas (54-yard Mason Crosby attempt)

Two-Point Conversion

BY PACKERS — Jordy Nelson, Sept. 9, 2012, vs. San Francisco (pass from Aaron Rodgers)

BY OPPONENT — Donald Brown, Oct. 7, 2012, at Indianapolis (rush)

Point After Touchdown Missed

BY PACKERS — Mason Crosby, Dec. 11, 2011, vs. Oakland (blocked, fifth attempt)

BY OPPONENT — Mike Nugent, Sept. 22, 2013, at Cincinnati (blocked, fourth attempt)

Blocked Point After Touchdown

BY PACKERS — Datone Jones, Sept. 22, 2013, at Cincinnati (Mike Nugent, fourth attempt)

BY OPPONENT — Desmond Bryant, Dec. 11, 2011, vs. Oakland (Mason Crosby, fifth attempt)

PUNTING

70-Yard Punt

BY PACKERS — Tim Masthay, Dec. 18, 2011, at Kansas City (71 yards)

BY OPPONENT — Jon Ryan, Sept. 24, 2012, at Seattle (73 yards)

60-Yard Punt

BY PACKERS — Tim Masthay, Oct. 6, 2013, vs. Detroit (60 yards)

BY OPPONENT — Dave Zastudil, Nov. 4, 2012, vs. Arizona (65 yards)

Blocked Punt

BY PACKERS — Davon House, Oct. 28, 2012, vs. Jacksonville (Bryan Anger, punter)

BY OPPONENT — Bryan Braman, Oct. 14, 2012, at Houston (Tim Masthay, punter)

10 Punts, Individual

BY PACKERS — Jon Ryan, Nov. 19, 2006, vs. New England (10 punts; 459 yards)

BY OPPONENT — Chris Kluwe, Dec. 21, 2006, vs. Minnesota (10 punts; 434 yards)

No Punts

BY PACKERS — Dec. 17, 1989, at Chicago

BY OPPONENT — Nov. 22, 1981, at Tampa Bay

OTHER SPECIAL TEAMS

Kickoff Returned for Touchdown

BY PACKERS — Randall Cobb, Sept. 8, 2011, vs. New Orleans (108 yards)

BY OPPONENT — Jerry Azumah, Dec. 7, 2003, vs. Chicago (88 yards)

Punt Returned for Touchdown

BY PACKERS — Randall Cobb, Sept. 9, 2012, vs. San Francisco (75 yards)

BY OPPONENT — Darren Sproles, Sept. 8, 2011, vs. New Orleans (72 yards)

Blocked (Opponent) Field Goal Returned for Touchdown

BY PACKERS — Willie Buchanon, Dec. 17, 1972, at New Orleans (57 yards)

BY OPPONENT — Shawn Springs, Nov. 1, 1999, vs. Seattle (61 yards)

Blocked Punt Returned for Touchdown

BY PACKERS — Dezman Moses, Oct. 28, 2012, vs. Jacksonville (0 yards; Bryan Anger, punter)

BY OPPONENT — DeVier Posey, Oct. 14, 2012, at Houston (0 yards; Tim Masthay, punter)

Recovered Own Onside Kick Attempt

BY PACKERS — Jamari Lattimore, Oct. 21, 2012, at St. Louis (Mason Crosby, kicker)

BY OPPONENT — Darrell Stuckey, Nov. 6, 2011, at San Diego (Nick Novak, kicker)

OTHER DEFENSE

Shutout Posted

BY PACKERS — Oct. 31, 2010, at N.Y. Jets (9-0)

BY OPPONENT — Nov. 19, 2006, vs. New England (35-0)

Fumble Returned for Touchdown

BY PACKERS — M.D. Jennings, Sept. 22, 2013, at Cincinnati (24 yards)

BY OPPONENT — Terence Newman, Sept. 22, 2013, at Cincinnati (58 yards)

Safety Scored

BY PACKERS — Team, Jan. 3, 2010, at Arizona (Reggie Wells penalized for holding in the end zone)

BY OPPONENT — Rolando McClain, Dec. 11, 2011, vs. Oakland (Matt Flynn tackled)

Five Sacks, Individual

BY PACKERS — Vonnie Holliday, Dec. 22, 2002, vs. Buffalo

BY OPPONENT — Antwan Odom, Sept. 20, 2009, vs. Cincinnati

Four Sacks, Individual

BY PACKERS — Kabeer Gbaja-Biamila, Jan. 2, 2005, at Chicago

BY OPPONENT — Chris Clemons, Sept. 24, 2012, at Seattle

Three Sacks, Individual

BY PACKERS — Clay Matthews, Sept. 13, 2012, vs. Chicago (3.5 sacks)

BY OPPONENT — Everson Griffen, Dec. 30, 2012, at Minnesota

MISCELLANEOUS

No Penalties

BY PACKERS — Dec. 25, 2011, vs. Chicago

BY OPPONENT — Dec. 14, 1997, at Carolina

Game Without Touchdown

BY PACKERS — Dec. 12, 2010, at Detroit

BY OPPONENT — Oct. 16, 2011, vs. St. Louis

50 Points, Game

BY PACKERS — 55, Dec. 23, 2012, vs. Tennessee

BY OPPONENT — 51, Nov. 24, 2008, at New Orleans

40 Points, Game

BY PACKERS — 55, Dec. 23, 2012, vs. Tennessee

BY OPPONENT — 41, Jan. 1, 2012, vs. Detroit

500 Yards Total Offense

BY PACKERS — 580, Sept. 15, 2013, vs. Washington

BY OPPONENT — 575, Jan. 1, 2012, vs. Detroit

Tie Game

Green Bay 17, Denver 17, Sept. 20, 1987, at Milwaukee

SAN FRANCISCO 34, GREEN BAY 28

Candlestick Park, Sunday, Sept. 8, 2013. Attendance: 69,752. Time: 3:22. Weather: 69° F, Humidity: 67 percent. Wind: N 6 mph

GAME 1

SAN FRANCISCO — The Green Bay Packers found a way to keep Colin Kaepernick in the pocket and stop all those read-options runs that hurt them in the playoffs.

They just had no answer for his arm.

Or his newest receiver.

Kaepernick threw for a career-high 412 yards and three touchdowns to outduel Aaron Rodgers, and the San Francisco 49ers held off the Packers 34-28 on Sunday in the season opener for both teams.

Rodgers threw for 333 yards and three touchdowns with one interception. Jordy Nelson caught seven passes for 130 yards, and Randall Cobb had seven for 108 yards.

The Packers lost to the 49ers for the third time in a year -- and eight months after that 45-31 defeat in a playoff game at Candlestick Park. Anquan Boldin caught 13 passes for 208 yards and a touchdown in his 49ers debut after coming over in a trade from the Super Bowl champion Baltimore Ravens in the offseason.

Tight end Vernon Davis had six catches for 98 yards and two touchdowns. And San Francisco finished with 494 yards of total offense.

Frank Gore scored a go-ahead, 1-yard touchdown with 5:47 remaining as the 49ers made it three straight against Rodgers and Co., including a win at Green Bay to open last season.

Kaepernick led his team 80 yards on five plays to take the lead. The 49ers answered after Packers rookie Eddie Lacy put Green Bay ahead on a 2-yard run with 8:26 left.

The Packers tied the game at 21 in the third quarter when Rodgers connected with Jordy Nelson for an 8-yard touchdown pass.

Davis made a pretty, reaching 37-yard catch on San Francisco's ensuing drive. Matthews sacked Kaepernick for a 6-yard loss and the Niners settled for a 27-yard field goal by Phil Dawson, who hooked a 48-yard attempt wide left earlier.

Rodgers rallied the Packers for a 76-yard drive that Lacy capped with a 2-yard TD run before Kaepernick and the 49ers came back one last time.

OFFICIALS — Referee: Bill Leavy (127); Umpire: Ruben Fowler (71); Head Linesman: John McGrath (5); Line Judge: Mark Peirman (9); Side Judge: Keith Parham (87); Field Judge: Jimmy Buchanan (68); Back Judge: Keith Ferguson (61); Replay Official: Larry Nemmers

STARTING LINEUPS

Green Bay Packers

	Offense	Defense
WR	87 J.Nelson	LDE
LT	69 D.Bakhtiari	NT
LG	71 J.Siton	RDE
C	62 E.Dietrich-Smith	OLB
RG	70 T.Lang	BLB
RT	67 D.Barclay	MLB
TE	88 J.Finey	ROLB
WR	18 R.Cobb	COLB
WR	89 J.Jones	CB
QB	12 A.Rodgers	FS
RB	27 E.Lacy	SS

San Francisco 49ers

	Offense	Defense
WR	81 A.Boldin	LDT
LT	74 J.Staley	ROT
LG	77 M.Lupati	OLB
C	59 J.Goodwin	ILB
RG	75 A.Boone	ILB
RT	76 A.Davis	OLB
TE	85 V.Davis	COLB
WR	10 K.Williams	CB
WR	7 C.Kaepernick	RB
QB	49 B.Miller	FS
RB	22 J.McMillan	SS

GREEN BAY SUBSTITUTIONS — K 2 M.Crosby, P 8 T.Mashay, WR 11 J.Boykin, CB 24 J.Bush, FB 30 J.Kiinn, CB 31 D.House, S 32 C.Banio, CB 33 M.Hyde, LB 44 J.Starks, LB 49 R.Francois, LB 55 A.Mulumba, LB 57 J.Lattimore, LS 61 B.Goode, G/C 64 G.Van Roten, T 74 M.Neurhouse, DE 76 M.Daniels, TE 81 A.Quarless, TE 82 R.Taylor, DE 95 D.Jones, DE 96 M.Neal, DE 98 C.Wilson. **DID NOT PLAY** — QB 9 S.Wallace. **INACTIVES** — CB 29 C.Hayward, S 42 M.Burnett, LB 51 N.Palmer, LB 58 S.Barrington, G 65 L.Taylor, TE 86 B.Bostick, DE 93 J.Boyd.

FIELD GOALS (made () & missed)

	Green Bay Packers	San Francisco 49ers
VISITOR:	1	2
HOME:	7	7

Qtr Time

Qtr	Time	Play Description (Extra Point) (Drive Info)	Home	Visitor
1	2:52	V.Davis 20 yd. pass from C.Kaepernick (P.Dawson kick) (13-83, 6:59)	0	7
1	1:05	R.Cobb 5 yd. pass from A.Rodgers (M.Crosby kick) (6-80, 1:47)	7	7
2	8:57	A.Boldin 10 yd. pass from C.Kaepernick (P.Dawson kick) (9-14, 2:18)	7	14
2	0:16	J.Finey 12 yd. pass from A.Rodgers (M.Crosby kick) (8-62, 1:16)	14	14
3	9:46	V.Davis 2 yd. pass from C.Kaepernick (P.Dawson kick) (9-80, 5:14)	14	21
3	3:49	J.Nelson 8 yd. pass from A.Rodgers (M.Crosby kick) (7-69, 2:46)	21	21
4	14:17	P.Dawson 27 yd. Field Goal (10-71, 4:32)	21	24
4	8:26	E.Lacy 2 yd. run (M.Crosby kick) (8-76, 2:30)	28	24
4	5:47	F.Gore 1 yd. run (M.Crosby kick) (5-80, 2:39)	28	31
4	0:26	P.Dawson 33 yd. Field Goal (11-50, 4:26)	28	34

GREEN BAY DEFENSIVE STATISTICS (official)

UT	A	TFL	TI	Sck	QBH	FF	FR	Int	PD
B.Jones	10	4	0	14	0	0	0	0	0
S.Shields	10	1	0	11	0	0	0	0	0
C.Matthews	8	2	3	10	1-6	4	0	0	0
A.Hawk	5	4	1	9	0-0	0	0	0	0
M.Jennings	8	0	1	7	0-0	0	0	0	0
J.McMillan	6	1	0	7	0-0	0	0	0	0
M.Neal	2	5	0	7	0-0	1	0	0	0
R.Pickett	2	3	0	5	0-0	0	0	0	0
M.Perry	3	1	0	4	0-0	0	0	0	0
Totals	64	29	5	93	2-8	5	0	0	0-0

Green Bay Packers

	RUSHING	ATT	YDS	AVG	LG	TD
E.Lacy	14	41	2.9	7	1	1
A.Rodgers	2	13	6.5	7	0	0
R.Cobb	2	6	3.0	3	0	0
J.Kuhn	1	3	3.0	3	0	0
Total	19	63	3.3	7	1	1

PASSING

	ATT	CMP	YDS	SKYD	TD	LG	IN	RT
A.Rodgers	37	21	333	2/11	3	38	1	102.6
Total	37	21	333	2/11	3	38	1	102.6

PASS RECEIVING

	NO	YDS	AVG	LG	TD
J.Nelson	7	130	18.6	37	1
R.Cobb	7	108	15.4	38	1
J.Finey	5	56	11.2	13	1
E.Lacy	1	31	31.0	31	0
J.Starks	1	8	8.0	8	0
Total	21	333	15.9	38	3

INTERCEPTIONS

	NO	YDS	AVG	LG	TD
Total	0	0	0.0	0	0

PUNTING

	NO	YDS	AVG	NET	TB	IN20	LG
T.Mashay	6	277	46.2	44.8	0	1	51
Total	6	277	46.2	44.8	0	1	51

PUNT RETURNS

	NO	YDS	AVG	FC	LG	TD
R.Cobb	1	16	16.0	1	16	0
J.Ross	1	9	9.0	1	9	0
(f'back)	1	0	0.0	0	0	0
Returns	2	25	12.5	2	16	0

KICK RETURNS

	NO	YDS	AVG	FC	LG	TD
J.Ross	3	40	13.3	0	17	0
(f'back)	4	0	0.0	0	0	0
Returns	3	40	13.3	0	17	0

FUMBLES

	Fum	Lost	Rec	Yds	TD	FF	Rec	Yds	TD	Btds
E.Lacy	1	1	0	0	0	0	0	0	0	0
Total	1	1	0	0	0	0	0	0	0	0

San Francisco 49ers

	RUSHING	ATT	YDS	AVG	LG	TD
F.Gore	21	44	2.1	8	1	1
K.Hunter	6	24	4.0	23	0	0
C.Kaepernick	7	22	3.1	15	0	0
Total	34	90	2.6	23	1	1

PASSING

	ATT	CMP	YDS	SKYD	TD	LG	IN	RT
C.Kaepernick	39	27	412	2/8	3	43	1	129.4
Total	39	27	412	2/8	3	43	1	129.4

PASS RECEIVING

	NO	YDS	AVG	LG	TD
A.Boldin	13	208	16.0	43	1
V.Davis	6	98	16.3	37	2
K.Williams	3	36	12.0	16	0
B.Miller	2	24	12.0	17	0
F.Gore	2	21	10.5	13	0
V.McDonald	1	25	25.0	25	0
Total	27	412	15.3	43	3

INTERCEPTIONS

	NO	YDS	AVG	LG	TD
E.Reid	1	0	0.0	0	0
Total	1	0	0.0	0	0

PUNTING

	NO	YDS	AVG	NET	TB	IN20	LG
A.Lee	5	236	47.2	38.2	1	1	56
Total	5	236	47.2	38.2	1	1	56

PUNT RETURNS

	NO	YDS	AVG	FC	LG	TD
K.Williams	2	8	4.0	3	7	0
(out of bounds)	1	0	0.0	0	0	0
Returns	2	8	4.0	3	7	0

KICK RETURNS

	NO	YDS	AVG	FC	LG	TD
P.Cox	1	30	30.0	0	30	0
A.Dixon	1	30	30.0	0	30	0
(f'back)	3	0	0.0	0	0	0
Returns	3	60	30.0	0	30	0

FUMBLES

	Fum	Lost	Rec	Yds	TD	FF	Rec	Yds	TD	Btds
M.Rowman	0	0	0	0	1	0	0	0	0	0
T.Brown	0	0	0	0	0	1	0	0	0	0
Total	0	0	0	0	0	1	0	0	0	0

	Visitor	Home
FGs - PATs had blocked	0-0	0-0
Net Punting Average	44.8	38.2
TOTAL RETURN YARDS (not inc. kickoffs)	25	8
No. and Yards Punt Returns	2-25	2-8
No. and Yards Kickoff Returns	3-40	2-60
No. and Yards Interception Returns	0-0	1-85
PENALTIES Number and Yards	5-44	11-85
FUMBLES Number and Lost	1-1	0-0
TOUCHDOWNS	4	1
Rushing	1	1
Passing	3	3
EXTRA POINTS Made-Attempts	4-4	4-4
Kicking Made-Attempts	4-4	4-4
FIELD GOALS Made-Attempts	0-0	2-3
RED-ZONE EFFICIENCY	4-4-100%	3-5-60%
GOAL-TO-GO EFFICIENCY	3-3-100%	2-3-67%
SAFETIES	0	0
FINAL SCORE	28	34
TIME OF POSSESSION	21:25	38:35

	Visitor	Home
TOTAL FIRST DOWNS	23	23
By Rushing	5	6
By Passing	16	17
By Penalty	2	0
THIRD-DOWN EFFICIENCY	4-10-40%	9-18-50%
FOURTH-DOWN EFFICIENCY	0-0-0%	1-1-100%
TOTAL NET YARDS	385	494
Total Offensive Plays	58	75
Average gain per offensive play	6.6	6.6
NET YARDS RUSHING	63	90
Total Rushing Plays	19	34
Average gain per rushing play	3.3	2.6
Tackles for a loss-number and yards	1-3	6-21
NET YARDS PASSING	322	404
Times thrown - yards lost att. to pass	2-11	2-8
Gross yards passing	333	412
PASS ATT-COMP-INT	37-21-1	39-27-0
Average gain per pass play	8.3	9.9
KICKOFFS Number-In Ez-Touchbacks	5-4-3	7-6-4
PUNTS Number and Average	6-46.2	5-47.2
Had Blocked	0	0

GREEN BAY 38, WASHINGTON 20

GREEN BAY, Wis. — Aaron Rodgers led the Green Bay Packers' offense to a record-setting day. Rodgers was 34 for 42 for a career-high 480 yards and four touchdowns, wide receiver James Jones had a career-best 178 yards and James Starks ran for 132 yards and a score in a 38-20 win over the Washington Redskins.

GREEN BAY 38, WASHINGTON 20

According to the Packers, it was the first time in NFL history that any team had a 450-yard passer and 125-yard rusher in the same game and Rodgers' 480 yards passing tied a franchise record set by former teammate Matt Flynn on Jan. 1, 2012, against the Lions. Sunday was also the first time that the Packers had a 400-yard passer and 100-yard rusher in the same game.

The Packers started sluggish, allowing three sacks of Rodgers in the first 9 minutes, then responded with touchdowns on three straight drives. Rodgers began the torrid stretch by hitting Randall Cobb for a 35-yard score late in the first quarter and then connected with Jordy Nelson on a 14-yard strike early in the second period to give the Packers a 17-0 lead.

The Packers defense forced a quick punt on Washington's next possession and Rodgers once again marched the Packers' offense down the field, capping the 90-yard drive with a 3-yard strike to Jermichael Finley.

Washington's offense struggled to get on track throughout the remainder of the half, as Redskins quarterback Robert Griffin III threw an interception deep in Green Bay territory, and the Packers headed to the locker room with a 24-0 lead. By the time the team hit the tunnel, Rodgers had already racked up 335 yards passing and three touchdowns, both career highs for a single half.

Rodgers and the offense continued their assault in the second half, as Nelson hauled in his second score of the day, a 15-yard reception from Rodgers, and Starks dashed 32 yards for his first touchdown of the season.

Griffin, in the second game of his much-anticipated return from right knee surgery, looked OK but didn't resemble the quarterback who confounded defenses last year.

OFFICIALS — Referee: Tony Corrente (99); Umpire: Fred Bryan (11); Head Linesman: George Hayward (54); Line Judge: Darryll Lewis (130); Side Judge: Ronald Torbert (62); Field Judge: Gary Cavaletto (60); Back Judge: Gregory Wilson (119); Replay Official: Howard Slavin.

STARTING LINEUPS

Washington Redskins		Green Bay Packers	
Offense	Defense	Offense	Defense
WR 88 P.Garcon	LDE 64 G.Golston	WR 87 J.Nelson	LDE 90 B.Rajil
LT 71 T.Williams	NT 96 B.Coifield	LT 69 D.Bakhtiari	NT 79 R.Pickett
LG 78 K.Lichtensteiger	RDE 72 S.Bowen	LG 71 J.Sitton	RDE 97 J.Jolly
C 63 W.Montgomery	LOB 91 R.Kerigan	C 62 E.Dietrich-Smith	LOB 53 N.Perry
RG 66 C.Chester	MLB 59 L.Fletcher	RG 70 T.Lang	MLB 50 A.Hawk
RT 74 T.Polumbus	JLB 56 P.Riley	RT 67 D.Barclay	MLB 59 B.Jones
TE 83 F.Davis	ROLB 98 B.Orakpo	TE 81 A.Quarless	ROLB 52 C.Matthews
WR 85 L.Hankerson	LCB 23 D.Hall	WR 89 J.Jones	LCB 37 S.Shields
OB 10 R.Griffin	RCB 26 J.Wilson	OB 12 A.Rodgers	RCB 37 S.Shields
FB 36 D.Young	SS 31 B.Meriwether	FB 27 E.Lacy	SS 22 J.McMillan
RB 46 A.Morris	FS 24 B.Rambo	FB 30 J.Kuhn	FS 43 M.Jennings

GREEN BAY SUBSTITUTIONS — K 2 M.Crosby, P 8 T.Mashay, WR 11 J.Boykin, WR 18 R.Cobb, RB 23 J.Franklin, CB 31 D.House, S 32 C.Banjo, CB 33 M.Hyde, RB 44 J.Starks, LB 49 R.Francois, LB 55 A.Mulumba, LB 57 J.Lattimore, LB 58 S.Barrington, LS 61 B.Crode, S/C 64 G.Van Roten, T 74 M.Daniels, TE 82 P.Taylor, TE 86 B.Boatck, TE 88 J.Finley, DE 95 D.Jones, DE 96 M.Neil.

DID NOT PLAY — OB 9 S.Wallace, **INACTIVES** — CB 24 J.Bush, CB 29 C.Hayward, S 42 M.Burnett, LB 51 M.Palmer, G 65 L.Taylor, DE 93 J.Boyd, DE 98 C.Wilson.

FIELD GOALS (made () & missed)

Team	Qtr	Time	Player	Yards	Result
Washington Redskins	1	10:00	M.Crosby	38	Missed
Green Bay Packers	2	11:45	M.Crosby	37	Missed

GREEN BAY DEFENSIVE STATISTICS (official)

UT	A	TFL	TT	Sck	QBH	FF	FR	Int	PD
S.Shields	8	1	0	9	0-0	0	0	0-0	0
T.Williams	6	2	0	6	0-0	1	0	0-0	2
M.Jennings	5	1	0	6	0-0	0	0	0-0	0
B.Jones	5	1	0	6	0-0	1	0	0-0	0
A.Hawk	3	3	0	5	0-0	0	0	0-0	0
J.McMillan	5	0	0	5	0-0	0	0	0-0	0
N.Perry	2	2	0	4	0-0	0	0	0-0	0
C.Matthews	1	3	1	4	0-0	2	0	0-0	0
M.Daniels	2	1	0	3	0-0	2	0	0-0	0
Totals	47	17	3	64	1-6	8	0	0	1-5

GREEN BAY OFFENSIVE STATISTICS (official)

UT	A	TFL	TT	Sck	QBH	FF	FR	Int	PD
J.Jolly	2	1	1	3	0-0	1	0	0-0	0
M.Neal	2	1	0	3	0-0	1	0	0-0	1-5
C.Banjo	2	0	0	2	0-0	0	0	0-0	0
B.Rajil	2	0	0	2	0-0	0	0	0-0	0
D.House	1	0	1	1	1-6	0	0	0-0	0
D.Jones	1	0	1	1	0-0	0	0	0-0	0
A.Mulumba	0	1	0	1	0-0	0	0	0-0	0
R.Pickett	0	1	0	1	0-0	0	0	0-0	0
Totals	47	17	3	64	1-6	8	0	0	1-5

DRIVE INFO

Qtr	Time	Play Description (Extra Point) (Drive Info)
1	8:02	M.Crosby 28 yd. Field Goal (14-70, 6:58)
1	2:27	R.Cobb 35 yd. pass from A.Rodgers (M.Crosby kick) (4-42, 0:41)
2	11:40	J.Nelson 14 yd. pass from A.Rodgers (M.Crosby kick) (8-75, 3:13)
2	7:07	J.Finley 3 yd. pass from A.Rodgers (M.Crosby kick) (6-90, 2:57)
3	8:16	J.Nelson 15 yd. pass from A.Rodgers (M.Crosby kick) (4-60, 1:53)
3	4:15	P.Garcon 6 yd. pass from R.Griffin (J.Potter kick) (6-83, 4:01)
3	2:41	J.Starks 32 yd. run (M.Crosby kick) (4-80, 1:34)
4	11:02	J.Reed 3 yd. pass from R.Griffin (J.Potter kick) (12-80, 6:39)
4	7:36	S.Moss 9 yd. pass from R.Griffin (pass failed) (6-45, 1:38)

GREEN BAY 38, WASHINGTON 20

GREEN BAY, Wis. — Aaron Rodgers led the Green Bay Packers' offense to a record-setting day. Rodgers was 34 for 42 for a career-high 480 yards and four touchdowns, wide receiver James Jones had a career-best 178 yards and James Starks ran for 132 yards and a score in a 38-20 win over the Washington Redskins.

According to the Packers, it was the first time in NFL history that any team had a 450-yard passer and 125-yard rusher in the same game and Rodgers' 480 yards passing tied a franchise record set by former teammate Matt Flynn on Jan. 1, 2012, against the Lions. Sunday was also the first time that the Packers had a 400-yard passer and 100-yard rusher in the same game.

The Packers started sluggish, allowing three sacks of Rodgers in the first 9 minutes, then responded with touchdowns on three straight drives. Rodgers began the torrid stretch by hitting Randall Cobb for a 35-yard score late in the first quarter and then connected with Jordy Nelson on a 14-yard strike early in the second period to give the Packers a 17-0 lead.

The Packers defense forced a quick punt on Washington's next possession and Rodgers once again marched the Packers' offense down the field, capping the 90-yard drive with a 3-yard strike to Jermichael Finley.

Washington's offense struggled to get on track throughout the remainder of the half, as Redskins quarterback Robert Griffin III threw an interception deep in Green Bay territory, and the Packers headed to the locker room with a 24-0 lead. By the time the team hit the tunnel, Rodgers had already racked up 335 yards passing and three touchdowns, both career highs for a single half.

Rodgers and the offense continued their assault in the second half, as Nelson hauled in his second score of the day, a 15-yard reception from Rodgers, and Starks dashed 32 yards for his first touchdown of the season.

Griffin, in the second game of his much-anticipated return from right knee surgery, looked OK but didn't resemble the quarterback who confounded defenses last year.

OFFICIALS — Referee: Tony Corrente (99); Umpire: Fred Bryan (11); Head Linesman: George Hayward (54); Line Judge: Darryll Lewis (130); Side Judge: Ronald Torbert (62); Field Judge: Gary Cavaletto (60); Back Judge: Gregory Wilson (119); Replay Official: Howard Slavin.

STARTING LINEUPS

GREEN BAY SUBSTITUTIONS — K 2 M.Crosby, P 8 T.Mashay, WR 11 J.Boykin, WR 18 R.Cobb, RB 23 J.Franklin, CB 31 D.House, S 32 C.Banjo, CB 33 M.Hyde, RB 44 J.Starks, LB 49 R.Francois, LB 55 A.Mulumba, LB 57 J.Lattimore, LB 58 S.Barrington, LS 61 B.Crode, S/C 64 G.Van Roten, T 74 M.Daniels, TE 82 P.Taylor, TE 86 B.Boatck, TE 88 J.Finley, DE 95 D.Jones, DE 96 M.Neil.

DID NOT PLAY — OB 9 S.Wallace, **INACTIVES** — CB 24 J.Bush, CB 29 C.Hayward, S 42 M.Burnett, LB 51 M.Palmer, G 65 L.Taylor, DE 93 J.Boyd, DE 98 C.Wilson.

FIELD GOALS (made () & missed)

Team	Qtr	Time	Player	Yards	Result
Washington Redskins	1	10:00	M.Crosby	38	Missed
Green Bay Packers	2	11:45	M.Crosby	37	Missed

GREEN BAY DEFENSIVE STATISTICS (official)

UT	A	TFL	TT	Sck	QBH	FF	FR	Int	PD
S.Shields	8	1	0	9	0-0	0	0	0-0	0
T.Williams	6	2	0	6	0-0	1	0	0-0	2
M.Jennings	5	1	0	6	0-0	0	0	0-0	0
B.Jones	5	1	0	6	0-0	1	0	0-0	0
A.Hawk	3	3	0	5	0-0	0	0	0-0	0
J.McMillan	5	0	0	5	0-0	0	0	0-0	0
N.Perry	2	2	0	4	0-0	0	0	0-0	0
C.Matthews	1	3	1	4	0-0	2	0	0-0	0
M.Daniels	2	1	0	3	0-0	2	0	0-0	0
Totals	47	17	3	64	1-6	8	0	0	1-5

GREEN BAY OFFENSIVE STATISTICS (official)

UT	A	TFL	TT	Sck	QBH	FF	FR	Int	PD
J.Jolly	2	1	1	3	0-0	1	0	0-0	0
M.Neal	2	1	0	3	0-0	1	0	0-0	1-5
C.Banjo	2	0	0	2	0-0	0	0	0-0	0
B.Rajil	2	0	0	2	0-0	0	0	0-0	0
D.House	1	0	1	1	1-6	0	0	0-0	0
D.Jones	1	0	1	1	0-0	0	0	0-0	0
A.Mulumba	0	1	0	1	0-0	0	0	0-0	0
R.Pickett	0	1	0	1	0-0	0	0	0-0	0
Totals	47	17	3	64	1-6	8	0	0	1-5

DRIVE INFO

Qtr	Time	Play Description (Extra Point) (Drive Info)
1	8:02	M.Crosby 28 yd. Field Goal (14-70, 6:58)
1	2:27	R.Cobb 35 yd. pass from A.Rodgers (M.Crosby kick) (4-42, 0:41)
2	11:40	J.Nelson 14 yd. pass from A.Rodgers (M.Crosby kick) (8-75, 3:13)
2	7:07	J.Finley 3 yd. pass from A.Rodgers (M.Crosby kick) (6-90, 2:57)
3	8:16	J.Nelson 15 yd. pass from A.Rodgers (M.Crosby kick) (4-60, 1:53)
3	4:15	P.Garcon 6 yd. pass from R.Griffin (J.Potter kick) (6-83, 4:01)
3	2:41	J.Starks 32 yd. run (M.Crosby kick) (4-80, 1:34)
4	11:02	J.Reed 3 yd. pass from R.Griffin (J.Potter kick) (12-80, 6:39)
4	7:36	S.Moss 9 yd. pass from R.Griffin (pass failed) (6-45, 1:38)

GREEN BAY 38, WASHINGTON 20

GREEN BAY, Wis. — Aaron Rodgers led the Green Bay Packers' offense to a record-setting day. Rodgers was 34 for 42 for a career-high 480 yards and four touchdowns, wide receiver James Jones had a career-best 178 yards and James Starks ran for 132 yards and a score in a 38-20 win over the Washington Redskins.

According to the Packers, it was the first time in NFL history that any team had a 450-yard passer and 125-yard rusher in the same game and Rodgers' 480 yards passing tied a franchise record set by former teammate Matt Flynn on Jan. 1, 2012, against the Lions. Sunday was also the first time that the Packers had a 400-yard passer and 100-yard rusher in the same game.

The Packers started sluggish, allowing three sacks of Rodgers in the first 9 minutes, then responded with touchdowns on three straight drives. Rodgers began the torrid stretch by hitting Randall Cobb for a 35-yard score late in the first quarter and then connected with Jordy Nelson on a 14-yard strike early in the second period to give the Packers a 17-0 lead.

The Packers defense forced a quick punt on Washington's next possession and Rodgers once again marched the Packers' offense down the field, capping the 90-yard drive with a 3-yard strike to Jermichael Finley.

Washington's offense struggled to get on track throughout the remainder of the half, as Redskins quarterback Robert Griffin III threw an interception deep in Green Bay territory, and the Packers headed to the locker room with a 24-0 lead. By the time the team hit the tunnel, Rodgers had already racked up 335 yards passing and three touchdowns, both career highs for a single half.

Rodgers and the offense continued their assault in the second half, as Nelson hauled in his second score of the day, a 15-yard reception from Rodgers, and Starks dashed 32 yards for his first touchdown of the season.

Griffin, in the second game of his much-anticipated return from right knee surgery, looked OK but didn't resemble the quarterback who confounded defenses last year.

OFFICIALS — Referee: Tony Corrente (99); Umpire: Fred Bryan (11); Head Linesman: George Hayward (54); Line Judge: Darryll Lewis (130); Side Judge: Ronald Torbert (62); Field Judge: Gary Cavaletto (60); Back Judge: Gregory Wilson (119); Replay Official: Howard Slavin.

STARTING LINEUPS

GREEN BAY SUBSTITUTIONS — K 2 M.Crosby, P 8 T.Mashay, WR 11 J.Boykin, WR 18 R.Cobb, RB 23 J.Franklin, CB 31 D.House, S 32 C.Banjo, CB 33 M.Hyde, RB 44 J.Starks, LB 49 R.Francois, LB 55 A.Mulumba, LB 57 J.Lattimore, LB 58 S.Barrington, LS 61 B.Crode, S/C 64 G.Van Roten, T 74 M.Daniels, TE 82 P.Taylor, TE 86 B.Boatck, TE 88 J.Finley, DE 95 D.Jones, DE 96 M.Neil.

DID NOT PLAY — OB 9 S.Wallace, **INACTIVES** — CB 24 J.Bush, CB 29 C.Hayward, S 42 M.Burnett, LB 51 M.Palmer, G 65 L.Taylor, DE 93 J.Boyd, DE 98 C.Wilson.

FIELD GOALS (made () & missed)

Team	Qtr	Time	Player	Yards	Result
Washington Redskins	1	10:00	M.Crosby	38	Missed
Green Bay Packers	2	11:45	M.Crosby	37	Missed

GREEN BAY DEFENSIVE STATISTICS (official)

UT	A	TFL	TT	Sck	QBH	FF	FR	Int	PD
S.Shields	8	1	0	9	0-0	0	0	0-0	0
T.Williams	6	2	0	6	0-0	1	0	0-0	2
M.Jennings	5	1	0	6	0-0	0	0	0-0	0
B.Jones	5	1	0	6	0-0	1	0	0-0	0
A.Hawk	3	3	0	5	0-0	0	0	0-0	0
J.McMillan	5	0	0	5	0-0	0	0	0-0	0
N.Perry	2	2	0	4	0-0	0	0	0-0	0
C.Matthews	1	3	1	4	0-0	2	0	0-0	0
M.Daniels	2	1	0	3	0-0	2	0	0-0	0
Totals	47	17	3	64	1-6	8	0	0	1-5

GREEN BAY OFFENSIVE STATISTICS (official)

UT	A	TFL	TT	Sck	QBH	FF	FR	Int	PD
J.Jolly	2	1	1	3	0-0	1	0	0-0	0
M.Neal	2	1	0	3	0-0	1	0	0-0	1-5
C.Banjo	2	0	0	2	0-0	0	0	0-0	0
B.Rajil	2	0	0	2	0-0	0	0	0-0	0
D.House	1	0	1	1	1-6	0	0	0-0	0
D.Jones	1	0	1	1	0-0	0	0	0-0	0
A.Mulumba	0	1	0	1</					

GREEN BAY 22, DETROIT 9

Attendance: 78,200. Time: 3:08. Weather: 59° F. Humidity: 59 percent. Wind: W 10 mph

GAME 4

GREEN BAY, Wis. (AP)—James Jones' 83-yard touchdown reception late in the third quarter was just the big-play spark the Packers needed to live on an offense that otherwise settled for field goals in a 22-9 win Sunday over the undermanned Detroit Lions.

Mason Crosby kicked a franchise-tying five field goals, while the defense contained Reggie Bush and took advantage of an offense playing without star receiver Calvin Johnson, who had missed a couple days of practice during the week with a knee injury.

With Johnson out, Jones stole the show with a highlight-reel catch. Jones had a step on his man down the left sideline, and Aaron Rodgers delivered a perfectly timed throw. With another defensive back closing in around the 15, Jones turned right about 45 degrees to get into the end zone for a 16-3 lead with 3:12 left in the third quarter. Jones, who finished with four catches for 127 yards, barely missed another long score after his foot grazed the sideline in the end zone late in the fourth quarter.

Rodgers was 20 for 30 for 274 yards, and Eddie Lacy ran for 99 yards on 23 carries in his return from a Week 2 concussion, as the Packers (2-2) extended their winning streak in Wisconsin over the Lions (3-2) to 23.

Randall Cobb set up Crosby's 31-yard field goal in the third quarter with a 67-yard dash into Lions territory after lining up in the backfield. Crosby also was good from 26 and 52 yards in the first half and added makes from 42 and 45 in the fourth quarter.

The defense set the pace for Green Bay before the offense caught up, as the Packers recorded five sacks, all from their linebackers, including one from Clay Matthews before he left with a thumb injury.

Bush was held to 44 yards on 13 carries and four catches for 25 yards. The Packers' improved run defense mostly contained the dangerous Bush on first-down runs, leaving the Lions with long second- and third-down situations.

Matthew Stafford finished 25 for 40 for 262 yards and the Lions' only touchdown came late when Stafford found Kris Durham for a 13-yard score.

OFFICIALS — Referee: Jerome Boger (23); Umpire: Tony Michalek (115); Head Linesman: Ed Camp (134); Line Judge: Tom Stephan (68); Side Judge: Allen Baynes (56); Field Judge: Dyrrol Piroleau (109); Back Judge: Tony Staretore (112); Replay Official: Carl Maassen

STARTING LINEUPS

Detroit Lions		Green Bay Packers	
Offense	Defense	Offense	Defense
WR 11 J. Fox	DE 94 E. Anash	WR 87 J. Nelson	LDE 90 B. Raji
RB 21 R. Bush	DT 98 M. Fairley	LT 69 D. Bakhtiani	NT 79 R. Pickett
TE 87 B. Pettigrew	DE 79 W. Young	LG 71 J. Sitton	LOLB 96 M. Neal
WR 84 R. Broyles	MLB 55 S. Tulloch	C 62 E. Dietrich-Smith	BLB 50 A. Hawk
WR 21 R. Bush	OLB 54 D. Levy	RG 70 T. Lang	MLB 59 B. Jones
FB 35 J. Bell	RCB 31 R. Matthews	RT 67 D. Barclay	POLB 52 C. Matthews
	TE 88 J. Rife	LB 38 T. Williams	LCB 38 T. Williams
	WR 89 J. Jones	RCB 37 S. Shields	SS 42 M. Burnett
	SS 27 G. Quinn	RB 12 A. Rodgers	FS 43 M. Jennings
	FS 26 L. Delmas	OB 12 A. Rodgers	CB 31 D. House
	CB 28 D. Bentley	RB 27 J. McMillan	

GREEN BAY SUBSTITUTIONS — K 2 M. Crosby, P 8 T. Mashay, WR 11 J. Boykin, S 22 J. Franklin, RB 23 J. Franklin, CB 24 J. Bush, FB 30 J. Kuhn, S 32 C. Banjo, CB 33 M. Hyde, RB 34 M. Hill, LB 49 R. Francois, LB 53 M. Perry, LB 55 A. Mulumba, LB 57 J. Lattimore, LB 58 S. Barrington, LS 61 B. Goode, G 65 L. Taylor, T 74 M. Newhouse, DE 76 M. Daniels, TE 81 A. Quarless, TE 82 R. Taylor, DE 95 D. Jones, DT 97 J. Jolly. **DID NOT PLAY** — QB 9 S. Wallace. **INACTIVES** — CB 29 C. Hayward, RB 44 J. Starks, LB 51 N. Palmer, G/C 64 G. Van Roten, TE 86 B. Bostick, DE 93 J. Boyd, DE 98 C. Wilson.

Qtr	Time	Play Description (Extra Point) (Drive Info)	Home
1	1:24	M. Crosby 26 yd. Field Goal (15-72, 7:50)	0
2	11:19	M. Crosby 52 yd. Field Goal (12-36, 3:55)	0
3	5:04	D. Akers 53 yd. Field Goal (13-54, 3:32)	3
3	3:12	M. Crosby 31 yd. Field Goal (5-76, 2:20)	6
4	10:16	J. Jones 83 yd. pass from A. Rodgers (M. Crosby kick) (2-78, 0:54)	3
4	3:50	M. Crosby 42 yd. Field Goal (9-56, 4:35)	9
4	2:06	M. Crosby 45 yd. Field Goal (7-43, 3:11)	22
		K. Durham 13 yd. pass from M. Stafford (pass failed) (8-80, 1:44)	22

FIELD GOALS (made / & missed)		(26) (52) (31) (42) (45)	
M. Crosby	1 / 0	3 / 0	4 / 0
D. Akers	0 / 3	10 / 6	0 / 0

Team	UT	A	TFL	TT	Sck	QBH	FF	FR	Int	PD
A. Hawk	9	3	0	12	0-0	0	0	0	0	0-0
M. Neal	5	3	3	8	1-4	1	0	0	0-0	0
T. Williams	6	0	0	0	0-0	0	0	0	0-0	0
D. House	6	0	0	0	0-0	0	0	0	0-0	0
M. Burnett	4	2	0	6	0-0	1	0	0	0-0	0
C. Matthews	3	3	1	6	1-12	1	0	0	0-0	0
N. Perry	3	2	2	5	2-18	3	1	0	0-0	0
B. Jones	3	0	1	3	1-6	1	0	0	0-0	0
M. Jennings	3	0	1	3	0-0	0	0	0	0-0	0
S. Shields	3	0	0	3	0-0	0	0	0	0-0	1
Totals	50	31	9	81	5-40	7	1	0	0-0	11

GREEN BAY DEFENSIVE STATISTICS (official)

UT	A	TFL	TT	Sck	QBH	FF	FR	Int	PD
A. Mulumba	2	1	0	3	0-0	0	0	0	0-0
M. Daniels	1	2	1	3	0-0	0	0	0	0-0
R. Pickett	1	2	0	3	0-0	0	0	0	0-0
J. Jolly	2	0	0	2	0-0	0	0	0	0-0
J. McMillan	2	0	0	2	0-0	1	0	0	0-0
R. Francois	0	2	0	2	0-0	0	0	0	0-0
B. Raji	0	2	0	2	0-0	0	0	0	0-0
D. Jones	1	0	0	1	0-0	0	0	0	0-0
J. Lattimore	1	0	0	1	0-0	0	0	0	0-0
Totals	50	31	9	81	5-40	7	1	0	0-0

Detroit Lions											
RUSHING	ATT	YDS	AVG	LG	TD	PASSING	ATT	CMP	YDS	SK/YD	TD
R. Bush	13	44	3.4	20	0	A. Rodgers	40	25	262	5/40	1
J. Bell	5	21	4.2	9	0	M. Stafford	40	25	262	5/40	1
M. Stafford	1	-1	-1.0	-1	0	Total	40	25	262	5/40	1
Total	19	64	3.4	20	0	PASS RECEIVING	NO	YDS	AVG	LG	TD
						B. Pettigrew	4	59	14.8	25	0
						T. Scheffler	4	55	13.8	19	0
						J. Bell	4	30	7.5	16	0
						R. Bush	4	25	6.3	10	0
						K. Durham	3	30	10.0	13	1
						R. Broyles	2	27	13.5	22	0
						K. Ogletree	2	20	10.0	11	0
						P. Edwards	2	16	8.0	8	0
						Total	25	262	10.5	25	1
						INTERCEPTIONS	NO	YDS	AVG	LG	TD
						Total	0	0	0.0	0	0

Green Bay Packers											
RUSHING	ATT	YDS	AVG	LG	TD	PASSING	ATT	CMP	YDS	SK/YD	TD
E. Lacy	30	274	9.1	83	1	A. Rodgers	30	20	274	1/5	1
J. Franklin	3	180	60.0	67	0	M. Stafford	30	20	274	1/5	1
Total	33	180	5.5	67	0	Total	30	20	274	1/5	1
						PASS RECEIVING	NO	YDS	AVG	LG	TD
						J. Finley	6	32	5.3	10	0
						J. Nelson	5	82	16.4	31	0
						J. Jones	4	127	31.8	83	1
						R. Cobb	4	35	8.8	22	0
						E. Lacy	1	-2	-2.0	-2	0
						Total	20	274	13.7	83	1
						INTERCEPTIONS	NO	YDS	AVG	LG	TD
						Total	0	0	0.0	0	0

Detroit Lions										
PUNTING	NO	YDS	AVG	NET	TB	IN20	LG	TD		
T. Masthay	3	141	47.0	33.7	2	1	60	0		
Total	3	141	47.0	33.7	2	1	60	0		

Green Bay Packers										
PUNTING	NO	YDS	AVG	NET	TB	IN20	LG	TD		
T. Masthay	3	141	47.0	33.7	2	1	60	0		
Total	3	141	47.0	33.7	2	1	60	0		

Detroit Lions										
TOTAL FIRST DOWNS	By Rushing	By Passing	By Penalty	THIRD-DOWN EFFICIENCY	FOURTH-DOWN EFFICIENCY	TOTAL NET YARDS	Total Offensive Plays	Average gain per offensive play	NET YARDS RUSHING	Total Rushing Plays
16	5	12	2	7-15-47%	0-1-0%	286	64	4.5	64	19
16	5	12	2	7-16-44%	0-0-0%	449	64	7.0	180	33
3	3	11	2	0-0-0%	0-0-0%	64	64	1.0	180	33
5.5	2.7	2.6	2.6	4.9	3.2	7.5	8.7	6.5	1.9	3.4
269	289	274	30-20-0	4.9	3-2-2	7-7-5	8.7	6.5	1.9	3.4
2.7	2.6	2.6	4.9	3.2	7.5	8.7	6.5	1.9	3.4	3.4
5.4	5.4	5.4	4.9	3.2	7.5	8.7	6.5	1.9	3.4	3.4
262	262	262	4.9	3.2	7.5	8.7	6.5	1.9	3.4	3.4
40-25-0	40-25-0	40-25-0	4.9	3.2	7.5	8.7	6.5	1.9	3.4	3.4
30-20-0	30-20-0	30-20-0	4.9	3.2	7.5	8.7	6.5	1.9	3.4	3.4
8.7	8.7	8.7	4.9	3.2	7.5	8.7	6.5	1.9	3.4	3.4
64	64	64	4.9	3.2	7.5	8.7	6.5	1.9	3.4	3.4
180	180	180	4.9	3.2	7.5	8.7	6.5	1.9	3.4	3.4
33	33	33	4.9	3.2	7.5	8.7	6.5	1.9	3.4	3.4
5.5	5.5	5.5	4.9	3.2	7.5	8.7	6.5	1.9	3.4	3.4
2.6	2.6	2.6	4.9	3.2	7.5	8.7	6.5	1.9	3.4	3.4
269	269	269	4.9	3.2	7.5	8.7	6.5	1.9	3.4	3.4
274	274	274	4.9	3.2	7.5	8.7	6.5	1.9	3.4	3.4
30-20-0	30-20-0	30-20-0	4.9	3.2	7.5	8.7	6.5	1.9	3.4	3.4
8.7	8.7	8.7	4.9	3.2	7.5	8.7	6.5	1.9	3.4	3.4
64	64	64	4.9	3.2	7.5	8.7	6.5	1.9	3.4	3.4
180	180	180	4.9	3.2	7.5	8.7	6.5	1.9	3.4	3.4
33	33	33	4.9	3.2	7.5	8.7	6.5	1.9	3.4	3.4
5.5	5.5	5.5	4.9	3.2	7.5	8.7	6.5	1.9	3.4	3.4
2.6	2.6	2.6	4.9	3.2	7.5	8.7	6.5	1.9	3.4	3.4
269	269	269	4.9	3.2	7.5	8.7	6.5	1.9	3.4	3.4
274	274	274	4.9	3.2	7.5	8.7	6.5	1.9	3.4	3.4
30-20-0	30-20-0	30-20-0	4.9	3.2	7.5	8.7	6.5	1.9	3.4	3.4
8.7	8.7	8.7	4.9	3.2	7.5	8.7	6.5	1.9	3.4	3.4
64	64	64	4.9	3.2	7.5	8.7	6.5	1.9	3.4	3.4
180	180	180	4.9	3.2	7.5	8.7	6.5	1.9	3.4	3.4
33	33	33	4.9	3.2	7.5	8.7	6.5	1.9	3.4	3.4
5.5	5.5	5.5	4.9	3.2	7.5	8.7	6.5	1.9	3.4	3.4
2.6	2.6	2.6	4.9	3.2	7.5	8.7	6.5	1.9	3.4	3.4</



2013 BIOGRAPHIES

THROUGH WEEK 5

69 David Bakhtiari, T, Rookie, Colorado

- Drafted by the Packers with the first of three fourth-round selections (No. 129 overall) in 2013, he took over at left tackle with the No. 1 offense following a season-ending knee injury to veteran Bryan Bulaga in the team's Family Night scrimmage (Aug. 3).

- Earned second-team All-Pacific-12 honors from the conference's coaches each of his last two seasons (sophomore and junior seasons) at Colorado.

► **at San Francisco 49ers (9/8):** Became the first rookie to start at LT in a season opener for the Packers since Ken Ruettggers in 1985 and was matched regularly against Pro Bowlers LB Aldon Smith and DE Justin Smith for most of the game...Helped protect for an offense that produced four TD drives and 385 yards of offense behind a blocking unit that allowed just two sacks on the afternoon

► **vs. Washington Redskins (9/15):** Started at LT for an offensive line that helped produce the second-highest total-yardage output (580) in franchise history...Helped neutralize the pass-rush tandem of LBs Ryan Kerrigan and Brian Orakpo, allowing time for QB Aaron Rodgers to complete 34 of 42 attempts for 480 yards and four TDs with no INTs...Also helped to clear running lanes for RB James Starks to gain 132 yards on 20 carries (6.6 avg.), adding a TD of his own...The performance made Rodgers and Starks the first pair of teammates in NFL history to each to surpass the 450-yard passing and 125-yard rushing benchmarks in the same game...Pushed Orakpo past the play on Starks' 32-yard TD run in the third quarter, the longest scoring run by a Packer since Ryan Grant's 47-yarder vs. Oakland on Dec. 11, 2011.

► **at Cincinnati Bengals (9/22):** Part of a blocking unit that helped produce six scoring drives (three TDs, three FGs) and contributed to another successful day running the ball as the Packers gained 182 yards on 30 carries (6.1 avg.), the highest single-game total for the club since Oct. 25, 2009...Helped rookie RB Johnathan Franklin gain 103 yards on 13 carries (7.9 avg.), the first time the Packers produced back-to-back 100-yard rushers in consecutive games since Weeks 16-17 of the 2007 season...Made a good block to the outside on LB James Harrison on Franklin's 51-yard burst off the left side in the third quarter, the longest run by a Green Bay rookie since Samkon Gado's 64-yard TD vs. Detroit on Dec. 11, 2005.

► **vs. Detroit Lions (10/6):** Started at LT and helped protect for an offense that produced 449 yards and six scoring drives (five FGs, one TD) during the game...Had a key block on WR Randall Cobb's 67-yard run off of his side in the third quarter, pinning DE Ezekiel Ansah to the inside and creating the lane used by Cobb to break into the second level...Marked the longest run by a Packer since RB Brandon Jackson's 71-yard run at Washington, Oct. 10, 2010...Also had a good pass set against DE Devin Taylor on Rodgers' 83-yard TD pass to WR James Jones later in the third quarter, the Packers' longest completion since Oct. 16, 2011.

32 Chris Banjo, S, Rookie, Southern Methodist

- One of three non-drafted rookie free agents to make the opening-day roster out of training camp in 2013, joining G Lane Taylor and LB Andy Mulumba.

- A late addition to the roster, he signed on July 29 after spending the 2013 offseason with the Jacksonville Jaguars prior to being waived on July 25.

► **at San Francisco 49ers (9/8):** Made his NFL debut, appearing on special teams and also seeing three plays on defense.

► **vs. Washington Redskins (9/15):** Saw extended action on defense in a rotation with M.D. Jennings and Jerron McMillian, appearing on 27 plays and making two solo tackles...Also played on special teams, but did not record any statistics.

► **at Cincinnati Bengals (9/22):** With regular starter Morgan Burnett still sidelined by a hamstring injury, was elevated into the starting lineup, opening the game at SS with M.D. Jennings shifting to Burnett's FS post...Saw action on 54 defensive plays and finished with three tackles (two solo).

► **vs. Detroit Lions (10/6):** Was relegated to special teams duty upon Burnett's return to action...Played on the various coverage teams, but did not record any statistics.

67 Don Barclay, T/G, 2nd Year, West Virginia

- Appeared in all 16 contests in 2012, the only Green Bay rookie on the offensive side of the ball to do so last season.

- Started the final four regular-season games and both playoff contests at right tackle and in his six starts (including postseason), was part of an offense that averaged 32.0 points and 370.3 yards per game and committed only six turnovers over that span.

► **at San Francisco 49ers (9/8):** Started at RT and contributed to a protection unit that yielded just two sacks (none charged to him) and amassed 385 yards of offense and four TD drives in a hostile road environment...Matched mostly against LB Ahmad Brooks, who he limited to just one tackle and kept out of the sack column.

► **vs. Washington Redskins (9/15):** Started at RT for a unit that protected for one of the most prolific offensive performances in franchise history...The offense amassed 580 total yards on 70 plays (8.3 avg.), the second-highest single-game yardage total in team annals...Helped provide time for Rodgers to complete 34 of 42 passes for a career-high and franchise-record-tying 480 yards and four TDs with no INTs as he became just the second QB in NFL history to have 480-plus yards, four-plus TDs and no INTs in a game...Also helped clear lanes for RB James Starks to rush for 132 yards on 20 carries (6.6 avg.), making him and Rodgers the first pair of teammates in NFL history to surpass the 450-yard passing and 125-yard rushing plateaus in the same game.

► **at Cincinnati Bengals (9/22):** Started at RT for what was a challenging day up front against a deep and talented Bengals defensive line...Helped block for what was once again a productive running game as the offense netted 182 yards on 30 rushing attempts (6.1 avg.) and produced a 100-yard rusher for the second consecutive week (RB Johnathan Franklin, 103 yards).

► **vs. Detroit Lions (10/6):** Started at RT on what was an overall productive day for the offense...Part of a protection unit that allowed just one sack during the game and cleared the way for a ground game that rang up 180 yards on 33 attempts (5.5 avg.) and narrowly missed its third consecutive game with a different 100-yard rusher as RB Eddie Lacy finished with 99 yards on 23 attempts (4.3 avg.).

58 Sam Barrington, LB, Rookie, South Florida

- Rookie inside LB who appeared in all four preseason contests, placing second on the defense with 12 tackles (10 solo), in addition to a sack and a pass defended.

- Drafted by the Packers with their own seventh-round choice (No. 232 overall), the last of three selections by the team in the final round of the 2013 NFL Draft.

- Played in 49 games with 36 starts during his four years at South Florida (2009-12) and registered 258 tackles (151 solo), 21½ tackles for a loss, 6½ sacks, five forced fumbles, one fumble recovery, one interception and nine passes defended.

► **at San Francisco 49ers (9/8):** Inactive.

► **vs. Washington Redskins (9/15):** Made his NFL debut, appearing on special teams and collecting a tackle on the kickoff coverage unit.

► **at Cincinnati Bengals (9/22):** Played on special teams, but did not record any statistics.

► **vs. Detroit Lions (10/6):** Played on special teams, but did not record any statistics.

86 Brandon Bostick, TE, 1st Year, Newberry College

- Athletic TE with intriguing upside who made the opening-day roster after spending the 2012 season as a member of the Packers' practice squad.

- A converted WR who finished his collegiate career near the top of the school's record books in every major receiving category, posting 136 catches for 1,935 yards (14.2 avg.) and 19 TDs.

► **at San Francisco 49ers (9/8):** Inactive.

► **vs. Washington Redskins (9/15):** Made his NFL debut in the game on special teams and also briefly on offense, but did not record any statistics.

► **at Cincinnati Bengals (9/22):** Played on special teams.

►vs. **Detroit Lions (10/6)**: Inactive.

93 Josh Boyd, DE, Rookie, Mississippi State

- Drafted by the Packers with the second of two fifth-round selections (No. 167 overall), the lone compensatory choice awarded to the team in 2013.
- Played in 51 games with 41 starts during his four seasons at Mississippi State (2009-12) and posted 125 tackles (45 solo), including 18 tackles for a loss, 8½ sacks and a fumble recovery.

►at **San Francisco 49ers (9/8)**: Inactive.

►vs. **Washington Redskins (9/15)**: Inactive.

►at **Cincinnati Bengals (9/22)**: Inactive.

►vs. **Detroit Lions (10/6)**: Inactive.

11 Jarrett Boykin, WR, 2nd Year, Virginia Tech

- Appeared in 10 contests as a rookie in 2012, catching five passes for 27 yards (5.4 avg.) and recording five tackles on special teams.

- Initially signed following his participation as a tryout player at the club's rookie orientation camp. Was one of four rookie free agents to make Green Bay's opening-day roster in 2012, joining T/G Don Barclay as the only non-drafted rookies on the offensive side of the ball to make the team.

►at **San Francisco 49ers (9/8)**: Played on special teams, but did not record any statistics.

►vs. **Washington Redskins (9/15)**: Tallied his first coverage tackle of the season, being credited with a solo stop as a member of the kickoff team.

►at **Cincinnati Bengals (9/22)**: Played on special teams and also briefly on offense, but did not record any statistics.

►vs. **Detroit Lions (10/6)**: Played on special teams and also in spot duty on offense, but did not record any statistics.

42 Morgan Burnett, S, 4th Year, Georgia Tech

- One of the veteran leaders of a young secondary, he opened each of the team's 16 games (plus both playoff contests) for the second consecutive season in 2012.

- Finished second on the defense with his career-high 137 tackles (97 solo), a career-best two sacks, 13 passes defensed, two forced fumbles and a fumble recovery.

- Participated in all 1,088 plays for the Packers' defense in 2012, and, according to NFL participation statistics, was one of only four non-offensive linemen in the NFL to appear on 100 percent of his team's snaps.

►at **San Francisco 49ers (9/8)**: Aggravated a hamstring injury during the practice week and was rendered inactive for the season opener, snapping a streak of 35 consecutive starts (including playoffs).

►vs. **Washington Redskins (9/15)**: Inactive.

►at **Cincinnati Bengals (9/22)**: Inactive.

►vs. **Detroit Lions (10/6)**: Returned to the practice field following the team's bye week and was a full participant in the preparation...Started the game at SS and appeared on all 67 defensive plays, posting six tackles (four solo) and two passes defensed...One of his passes defensed came late in the third quarter when he deflected a would-be TD pass from QB Matthew Stafford to WR Patrick Edwards in the end zone.

24 Jarrett Bush, CB, 8th Year, Utah State

- Former non-drafted free agent and waiver-wire pickup who played in all 16 games for five straight seasons from 2008-12, continuing his role as a reserve DB and key contributor on special teams.

- Led the team in coverage tackles during the regular season in 2012, matching his career high of 17 set in 2008. Marked his seventh straight season with a double-digit tackle total on special teams, becoming the first Packer to accomplish the feat since the statistic began being recorded in 1976.

- Saw his games-played streak of 92 consecutive games come to an end in Week 2 of 2013 as he was forced to miss the game due to a hamstring injury.

- His 79 special teams tackles over the past five-plus seasons rank first on the team over that span.

►at **San Francisco 49ers (9/8)**: Appeared both in his usual role on special teams and on defense, where he participated on 20 plays in the absence

of regulars Morgan Burnett and Casey Hayward, who were sidelined with hamstring injuries...Finished with one solo tackle on defense.

►vs. **Washington Redskins (9/15)**: Suffered a hamstring injury during the week of practice and was rendered inactive on gameday...Marked the first game he'd missed since Week 16 of 2007, snapping a streak of 92 consecutive games played (including playoffs).

►at **Cincinnati Bengals (9/22)**: Missed the practice week as he continued to rehabilitate the hamstring injury and was again inactive for the game.

►vs. **Detroit Lions (10/6)**: Returned to action after missing the Week 3 contest, and appeared on special teams.

18 Randall Cobb, WR, 3rd Year, Kentucky

- Set a franchise single-season record with a league-high 2,342 combined net yards in 2012, topping the previous team mark of 2,250 yards by RB Ahman Green in 2003.

- Led the team in receptions (80) and receiving yards (954) in 2012 despite missing the season finale due to injury.

- With 954 receiving yards and 964 kickoff return yards in 2012, he became the first player in NFL history to post 900-plus yards in each category in the same season.

- Was named a first alternate for the Pro Bowl at kick returner in 2012. Averaged 25.4 yards on 38 kickoff returns and 9.4 yards on 31 punt returns.

►at **San Francisco 49ers (9/8)**: Despite missing almost the entire preseason with an injury, started the regular season strong by tying for the team high with seven receptions for 108 yards (15.4 avg.) and a TD...Marked what was then the second-highest yardage total and fourth 100-yard receiving outing of his career...Scored the team's first points of the season late in the first quarter when he caught a quick out against CB Carlos Rogers inside the 5-yard line and dove to extend himself across the goal line to tie the game at 7-7...Also carried twice out of the backfield for 6 yards (3.0 avg.) and contributed on special teams where his lone punt return went for 16 yards.

►vs. **Washington Redskins (9/15)**: Had another outstanding outing, posting a new career high with 128 receiving yards on a career-high-tying nine catches and a TD...Scored his second TD in as many weeks on a 35-yard play late in the first quarter that started with the Packers facing fourth-and-3 from the Washington 35-yard line...Beat LB Perry Riley Jr. over the middle and then raced upfield past the remaining defenders to extend the Packers' lead to 10-0 (following PAT)...Helped contribute to the team's franchise-record 295 yards after the catch, the most ever in the NFL since STATS LLC began recording the statistic in 1993...Also marked the fourth time he has eclipsed the century mark in his last five regular-season games.

►at **Cincinnati Bengals (9/22)**: Posted five catches for 54 yards (10.8 avg.)...Also had a hand in the game's deciding play in the fourth quarter...Following a fumble by RB Johnathan Franklin on a fourth-and-1 from the Cincinnati 30-yard line, tackled S Reggie Nelson from behind, dislodging the ball, but the fumble was recovered by CB Terence Newman, who returned it 58 yards for a TD to put Cincinnati ahead, 34-30 (following PAT).

►vs. **Detroit Lions (10/6)**: Delivered one of the game's highlight plays with a career-long 67-yard burst off of left tackle in the third quarter...The gain marked the longest carry by a Packer since RB Brandon Jackson's 71-yarder at Washington, Oct. 10, 2010, and was the longest run by a Green Bay WR since James Lofton's 83-yard TD at the N.Y. Giants on Sept. 20, 1982...His carry, combined with WR James Jones' 83-yard TD, made the Packers the first team to have both a 65-yard run and an 80-yard reception in the same game since the L.A. Raiders did so on Nov. 5, 1989...On the play, took a handoff from Rodgers off of the left edge, following a pulling C Evan Dietrich-Smith...Jumped through a tackle attempt by S Louis Delmas and darted up the sideline before being dragged down at the Detroit 22-yard line, setting up a 26-yard FG by K Mason Crosby that increased the Packers' lead to 9-3...Also had four catches for 35 yards (8.8 avg.) and returned a pair of punts for 7 yards (3.5 avg.).

2 Mason Crosby, K, 7th Year, Colorado

- Set an NFL record for the most points scored by a player in his first six seasons (2007-12) with 762, besting the previous mark held by Indianapolis K Mike Vanderjagt (755, 1998-2003).
- Ranks No. 4 in franchise history with 802 career points (319 extra points, 161 field goals). His 161 field goals rank No. 3 in team annals behind only Ryan Longwell (226) and Chris Jacke (173).
- Has posted six 100-point seasons, No. 2 in franchise history behind only Longwell's eight seasons (1997-2004).
- Has not missed a game in his career, playing in 109 straight contests (including postseason), the longest current streak on the team.

Streaks & Milestones

- Has 15 FGs of 50 yards or more in his career, and 23 games with three or more FGs.
- Reached 800 points after 100 career games, the fastest player to hit the 800-mark in club history ahead of Longwell (107 contests).
- In his career, is 161 of 207 (77.8) on FGs, and 319 of 321 on PATs (99.4).
- ▶ **at San Francisco 49ers (9/8):** Converted all four of his PAT tries, but did not attempt a FG during the game.
- ▶ **vs. Washington Redskins (9/15):** Opened the game's scoring by converting his first FG attempt of the season, a 28-yard try that capped the offense's opening drive of the contest...Also converted all five of his PAT attempts.
- ▶ **at Cincinnati Bengals (9/22):** Tallied the 22nd game of his career with three-or-more FG conversions, making kicks from 19, 26 and 41 yards during the game...Also succeeded on each of his three PATs.
- ▶ **vs. Detroit Lions (10/6):** Tied a franchise record with his career-high five successful FG attempts during the game, boasting makes of 26, 52, 31, 42 and 45 yards in helping to power a victory over the Lions...The five FGs tied the record initially set by Chris Jacke on Nov. 11, 1990, that was later matched by Jacke again (Oct. 14, 1996) and Longwell on Sept. 24, 2000.

76 Mike Daniels, DE, 2nd Year, Iowa

- Appeared in 14 regular-season games and both playoff contests as a rookie in 2012, playing mostly in the defensive sub-packages as an interior pass rusher and also at times on special teams. Finished with 19 tackles (11 solo), two sacks, a team-leading two fumble recoveries and a pass defended.
- Both of his fumble recoveries came in games against Detroit, the second of which he returned for a 43-yard TD in Week 14, the longest fumble return for a score by a rookie in franchise history.
- ▶ **at San Francisco 49ers (9/8):** Played on both special teams and defense... Appeared on 21 defensive plays, notching an assisted tackle.
- ▶ **vs. Washington Redskins (9/15):** Had an impactful performance, appearing on 30 plays and posting three tackles (two solo) and two QB hits...Also shared a tackle for loss with LB Clay Matthews on a run by RB Alfred Morris where the defenders dropped him for a 1-yard loss.
- ▶ **at Cincinnati Bengals (9/22):** Part of the defensive-line rotation once again, he performed well in 22 snaps of action, finishing with two tackles (both solo) and his first sack of the season...Sack came on a third down in the third quarter when he hustled to fight off LG Clint Boling to drop QB Andy Dalton for a 3-yard loss...Loss on the play forced a 52-yard FG attempt for Cincinnati on fourth down that was unsuccessful.
- ▶ **vs. Detroit Lions (10/6):** Played extensively with the team employing its nickel and dime defensive alignments for much of the game...Saw action on 30 plays and finished with three tackles (one solo, one for loss).

62 Evan Dietrich-Smith, C/G, 4th Year, Idaho State

- Appeared in all 32 games between 2011-12, joining T Marshall Newhouse as the only offensive linemen on the team to do so over that span.
- Took over as the starting center for the final two regular-season games and both postseason contests in 2012. Also opened four games at LG earlier in the season with the line shuffling due to T Bryan Bulaga's season-ending injury.
- ▶ **at San Francisco 49ers (9/8):** Opened the season as a starter for the first time in his career, contributing on all 62 offensive plays at C...Centered an offense that produced 385 total yards and four TD drives and did not have an errant snap during the game.

▶ **vs. Washington Redskins (9/15):** Part of an offensive line that protected for one of the most prolific offensive outputs in franchise history...The unit amassed 580 yards on 70 plays (8.3 avg.) and allowed QB Aaron Rodgers time to complete 34 of 42 attempts for a career-high and franchise-record-tying 480 yards and four TDs with no INTs...Also cleared holes for RB James Starks for rush for 132 yards and a TD on 20 carries (6.6 avg.), making him and Rodgers the first pair of teammates in franchise history to surpass the 400-yards passing and 100-yards rushing milestones in the same game...The tandem also became the first players in NFL history to eclipse the 450-yard passing and 125-yard rushing marks on a day that saw the Packers post the second-highest single-game yardage output in franchise annals...Had a number of good blocks during the game, highlighted by his combination block with G T.J. Lang on Redskins NT Barry Cofield, helping to seal the backside on Starks' 32-yard TD run in the third quarter.

▶ **at Cincinnati Bengals (9/22):** Helped key a running game that churned out 182 yards on 30 attempts (6.1 avg.), the highest regular-season total by the Packers since Oct. 25, 2009...Blocked for both Starks and rookie RB Johnathan Franklin, who made a rousing debut on offense by carrying 13 times for 103 yards (7.9 avg.) and a TD in the second half...Franklin's total marked the highest rushing-yardage total by a rookie in a game where he received his first rushing attempt in franchise history...Franklin's outing, combined with Starks the week prior, gave the Packers their first back-to-back 100-yard rushing games since Weeks 16-17 of the 2007 season...Flattened DT Devon Still on Franklin's game-long 51-yard carry in the third quarter, the longest run by a Packers rookie since RB Samkon Gado's 64-yard TD vs. Detroit on Dec. 11, 2005.

▶ **vs. Detroit Lions (10/6):** A key cog in an offensive gameplan that focused on containing the powerful Detroit interior combo of DTs Ndamukong Suh and Nick Fairley...Helped both guards throughout the game as part of a protection unit that cleared the way for 449 yards on 64 plays (7.0 avg.) and six scoring drives (five FGs, one TD)...Had a key block on WR Randall Cobb's 67-yard run off of LT in the third quarter, the longest run by a Packer since Oct. 10, 2010...On the play, kicked to the outside and blocked LB DeAndre Levy, helping to create the lane used by Cobb to break into the secondary.

88 Jermichael Finley, TE, 6th Year, Texas

- Ranks No. 2 in franchise history for the most career receiving yards by a tight end with 2,638 and No. 3 in team annals for the most receptions by a TE with 215. Trails Bubba Franks (256) for No. 2 all-time in TE receptions.
- Is the only tight end in Packers history to record three 55-catch seasons (2009, 2011-12) and holds three of the top seven single-season yardage totals by a TE in team annals (2009, 2011-12).
- Set a single-season franchise record for the most catches by a tight end with 61 in 2012.
- ▶ **at San Francisco 49ers (9/8):** Finished with five catches for 56 yards (11.2 avg.) and a TD...Scored the TD on a 12-yard play late in the second quarter, catching a quick out from QB Aaron Rodgers...Shed a tackle attempt by CB Perrish Cox near the sideline and then leapt over S Donte Whitner at the goal line, tying the game at 14-14 just before halftime...Marked his fourth straight regular season game with five-plus catches, the longest such streak by a TE in team history.
- ▶ **vs. Washington Redskins (9/15):** Built off of his solid performance in the season opener by contributing six catches for 65 yards (10.8 avg.) and a TD against the Redskins...During the game, surpassed Ron Kramer (2,594) for No. 2 in franchise history for receiving yards by a TE...Made an excellent reactionary play on his TD in the second quarter...Was stalled on an initial fade route in the end zone, but spun away from CB DeAngelo Hall to work back to a scrambling Rodgers, leaping high in the air to pull down a 3-yard TD that extended the Packers' lead to 24-0 (following PAT)...Had a memorable effort play in the third quarter when he caught a quick pass from Rodgers at the line of scrimmage before turning upfield, breaking a tackle by S Reed Doughty, shedding another attempt by CB Josh Wilson and then spinning off of S Baccari Rambo along the sideline and remaining in bounds, before finally being tackled after what went down as a 27-yard gain.

► **at Cincinnati Bengals (9/22):** Started the game, but was removed after the Packers' first offensive series after suffering a concussion on a hit by S George Iloka on an intended pass and did not return.

► **vs. Detroit Lions (10/6):** Returned to practice following the team's bye week and started at TE...Finished with a team-high six catches for 32 yards (5.3 avg.).

49 Robert Francois, LB, 4th Year, Boston College

• Versatile backup linebacker and special teams performer who played in a career-high 16 games in 2012. Appeared exclusively on the coverage units and finished the season ranked second on the club with a career-best 13 coverage tackles.

• Spent the entire season on the active roster for the first time in 2011 and saw the most extensive playing time of his career late in the year. Played in 11 games with two starts, tallying 21 tackles (15 solo), two interceptions, three passes defended and a forced fumble as an injury replacement for LB A.J. Hawk (calf).

► **at San Francisco 49ers (9/8):** Appeared in the game on special teams, but did not record any statistics.

► **vs. Washington Redskins (9/15):** Played on special teams and was credited with making a tackle on the kickoff coverage unit.

► **at Cincinnati Bengals (9/22):** Played on special teams and was credited with both a tackle and a forced fumble when he stripped WR Brandon Tate on the Packers' opening kickoff of the second half...The loose ball was recovered by Cincinnati RB Cedric Peerman.

► **vs. Detroit Lions (10/6):** Saw his first action from scrimmage since Dec. 11, 2011, when he came on in relief of an injured Brad Jones late in the first half...Appeared on 12 defensive plays, registering two solo tackles, but suffered an injury to his Achilles tendon in the third quarter and did not return.

23 Johnathan Franklin, RB, Rookie, UCLA

• Rookie ballcarrier who looks to add depth in the backfield and also participate on special teams.

• Drafted by the Packers with the last of three fourth-round selections (No. 125 overall).

• Played in 53 games with 45 starts during his collegiate career and rushed for 4,403 yards and 31 TDs on 788 carries (5.6 avg.) and added 58 receptions for 517 yards (8.9 avg.) and three TDs.

► **at San Francisco 49ers (9/8):** Dressed for the game and made his NFL debut as part of the kickoff return unit late in the fourth quarter.

► **vs. Washington Redskins (9/15):** Played on special teams.

► **at Cincinnati Bengals (9/22):** As one of only two active RBs, came on in relief of an injured James Starks (knee) after halftime and delivered an impressive performance, carrying 13 times for 103 yards (7.9 avg.) and a TD over the final two quarters...His 103 yards were the most in franchise history by a rookie RB in his first game with a rushing attempt and he became the first Green Bay rookie to rush for 100 yards on 13 or fewer carries since Steve Atkins ran for 110 yards on 12 carries (9.2 avg.) vs. New Orleans on Sept. 9, 1979...He also became the first Packers rookie to rush for over 100 yards in a regular-season game since RB Brandon Jackson had 113 vs. Detroit on Dec. 30, 2007, and the first Green Bay player to run for 100 yards in a half since RB Ryan Grant did so at Cleveland, Oct. 25, 2009...The outing was highlighted by a 51-yard burst off left tackle in the third quarter, a play that marked the longest run by a Green Bay rookie since Samkon Gado's 64-yard TD vs. Detroit, Dec. 11, 2005...Also chipped in three receptions for 23 yards (7.7 avg.).

► **vs. Detroit Lions (10/6):** Served as the No. 2 RB behind fellow rookie Eddie Lacy with Starks sidelined due to the knee injury...Appeared on just seven offensive plays, carrying three times for 1 yard (0.3 avg.).

61 Brett Goode, LS, 6th Year, Arkansas

• Reliable long snapper was a last-minute injury replacement for LS J.J. Jansen following the 2008 preseason and has performed the job almost flawlessly for the past five seasons.

• Was one of only three Packers (CB Jarrett Bush, K Mason Crosby) to appear in all 80 regular-season games from 2008-12.

• Has appeared in all 83 regular-season games and eight playoff contests

since joining the club, having recorded 11 coverage tackles and a fumble recovery in his five-plus seasons, including a career-best five tackles in 2010.

► **at San Francisco 49ers (9/8):** Snapped for all four PATs and each of P Tim Masthay's six punts.

► **vs. Washington Redskins (9/15):** Delivered snaps for all five PAT tries in addition to K Mason Crosby's first FG attempt of the season, a 28-yard make in the first quarter...Also snapped for each of Masthay's three punts.

► **at Cincinnati Bengals (9/22):** Snapped for all three of Crosby's successful FG attempts during the game, including makes of 19, 26 and 41 yards...Also centered each of the kicker's three PATs and Masthay's three punts.

► **vs. Detroit Lions (10/6):** Centered all five of Crosby's franchise-record-tying FG conversions, marking just the fourth time in club history the number had been reached...Crosby was successful on attempts of 26, 52, 31, 42 and 45 yards, joining Chris Jacke (twice) and Ryan Longwell as the only two kickers in franchise history to achieve the feat.

50 A.J. Hawk, LB, 8th Year, Ohio State

• Productive, assignment-sure defender who has played in 114 of a possible 116 regular-season games with 111 starts in his first eight-plus seasons.

• Has posted 912 tackles (649 solo), 13½ sacks, eight interceptions, 34 passes defended, two forced fumbles and five fumble recoveries during his career, and has registered 100-plus tackles in six of his seven seasons in Green Bay.

• The lone constant in an ILB group beset by injuries in 2012, he started all 16 games for the first time since 2008 and led the defense with 142 tackles (105 solo), the second-highest total of his career. Also recorded three sacks, his most since 2008.

► **at San Francisco 49ers (9/8):** Posted nine tackles (five solo, one for loss), helping to set the tone for a run defense that limited San Francisco to 90 yards on 34 rushing attempts (2.6 avg.) during the game.

► **vs. Washington Redskins (9/15):** Finished with six tackles (three solo).

► **at Cincinnati Bengals (9/22):** Tied for the team high with 13 tackles (10 solo, one for loss) and also added a fumble recovery in his first-ever regular-season game near his hometown...Tackle for loss came on a first-quarter bootleg pass to TE Jermaine Gresham, who he wrestled down for a 1-yard loss...Contributed to what were four consecutive turnover drives forced by the Packers' defense, recovering a fumble ripped from Gresham by LB Brad Jones in the second quarter...Marked the fifth fumble recovery of his career and first since the 2010 season.

► **vs. Detroit Lions (10/6):** Played extensively after injuries struck the ILB position, forcing opposite starter Brad Jones (hamstring) and top reserve Robert Francois (Achilles) from the game...Appeared on 60 plays and finished with a team-high 12 tackles (nine solo).

29 Casey Hawyard, CB, 2nd Year, Vanderbilt

• Demonstrated the playmaking ability that made him a standout at the college level, playing in all 16 games as a rookie, starting seven and finishing with 55 tackles (43 solo) and a forced fumble, while also leading the club with six INTs and 25 passes defended.

• His six INTs led all NFL rookies, ranked tied for fifth in the league among all players, and were the most by a Packers rookie since CB Mike McKenzie had six in 1999.

• Served as the team's nickel CB early in the season before entering the starting lineup in Week 7 at St. Louis as a replacement for the injured Sam Shields (shin/ankle). Reassumed the No. 3 CB role upon Shields' return to the lineup in Week 15, playing out the remainder of the regular season and both playoff games in that capacity.

► **at San Francisco 49ers (9/8):** Sidelined with a hamstring injury that was aggravated during the preseason, he landed on the inactive list for the first time in his career.

► **vs. Washington Redskins (9/15):** Inactive.

► **at Cincinnati Bengals (9/22):** Inactive.

► **vs. Detroit Lions (10/6):** Inactive.

31 Davon House, CB, 3rd Year, New Mexico State

- Suffered a shoulder injury on special teams late in the 2012 preseason opener at San Diego (Aug. 9), a setback that sidelined him for the remainder of the summer and the first six weeks of the regular season.
- Following an injury to CB Sam Shields (shin/ankle), made his season debut in Week 7 at St. Louis and went on to start five of the next six contests, seeing the most extended action of his young career.
- Finished the season with 18 tackles (17 solo), a sack and tied for fourth on the club with 13 passes defended.
- ▶**at San Francisco 49ers (9/8):** Appeared in the game on special teams, recording a team and career-high three tackles on the coverage units, including two as a member of the punt team and one on the kickoff unit... One of his punt tackles came in the fourth quarter when he came from the opposite side of the field to take down WR Kyle Williams, limiting him to a 1-yard return.
- ▶**vs. Washington Redskins (9/15):** Earned a special teams game ball for his performance that featured a team-leading two tackles on the coverage units, one each on the kickoff and punt teams...Also saw extended action on defense, appearing on 26 plays and posting the second sack of his career and a pass defended...Came in unblocked on a CB blitz off the left edge in the second quarter, patiently waiting for QB Robert Griffin III to carry out a ball fake before taking him down for a 6-yard loss.
- ▶**at Cincinnati Bengals (9/22):** Saw action on 35 defensive plays as an extra CB in the various subpackages, finishing with two solo tackles.
- ▶**vs. Detroit Lions (10/6):** Started as the team's No. 3 CB and went on to see action on 62 defensive plays, finishing with a career-high six tackles (all solo) and a pass defended.

33 Micah Hyde, CB, Rookie, Iowa

- Promising newcomer who turned in an impressive training camp and preseason. Appears primed for playing time as one of the defense's nickel/dime CBs, and may also look to contribute in the return game in 2013.
- Finished his time at Iowa having played in every game over the course of his career (51), recording 240 tackles (155 solo), including 5½ for a loss, 29 passes defended, eight INTs, four forced fumbles and three fumble recoveries.
- Earned first-team All-Big Ten honors from both the league's coaches and media following the 2012 season and was also honored as the second-ever recipient of the conference's Jack Tatum-Rod Woodson Defensive Back of the Year Award, now given annually to the league's most outstanding player in the secondary.
- ▶**at San Francisco 49ers (9/8):** Made his professional debut on both defense and special teams...Served as the team's nickel CB with Casey Hayward sidelined due to injury (hamstring)...Appeared on 25 defensive snaps and recorded three solo tackles.
- ▶**vs. Washington Redskins (9/15):** Saw time on 24 plays, but did not record any statistics.
- ▶**at Cincinnati Bengals (9/22):** Made his first professional start, opening the game as the third CB in the defense's nickel alignment...Finished with four tackles (three solo).
- ▶**vs. Detroit Lions (10/6):** Saw brief action on defense and also played on special teams, where he attempted the first punt returns of his career, gaining 7 yards on a pair of returns (3.5 avg.).

43 M.D. Jennings, S, 3rd Year, Arkansas State

- Appeared in all 16 games in 2012, seeing his role expanded when he became the primary injury replacement for veteran Charles Woodson (collarbone) and went on to start the final nine regular-season games at free safety.
- Registered the first defensive statistics of his career, finishing with 46 tackles (41 solo), six passes defended and an INT that he returned for a touchdown.
- Also factored on special teams for the second consecutive season, tallying a career-high 10 coverage tackles, a total that was tied for third on the club.
- ▶**at San Francisco 49ers (9/8):** Played the entire game in the absence of the injured Morgan Burnett (hamstring), finishing with eight tackles (all solo,

one for loss)...TFL came late in the second quarter when he came up in run support to stop RB Frank Gore for a 2-yard loss.

- ▶**vs. Washington Redskins (9/15):** Started at FS and contributed six tackles (five solo).
- ▶**at Cincinnati Bengals (9/22):** Had an impactful performance, starting at FS and appearing on 51 plays, finishing with five tackles (four solo, one for loss), and notching both his first career sack and first fumble recovery... Returned the fumble 24 yards for his second career TD, becoming the first Green Bay safety to score on a fumble return since Darren Sharper vs. Jacksonville, Dec. 19, 2004...On the play, alertly picked up a ball that had been jarred loose from RB BenJarvus Green-Ellis' grasp by LB Clay Matthews in the backfield, got up off the ground and went the rest of the way untouched for the Packers' first TD of the game, pulling them to within 14-10 early in the second quarter...On Cincinnati's next possession, blitzed off the left side of the defense and chased QB Andy Dalton down across the field, dropping him for a 4-yard loss.
- ▶**vs. Detroit Lions (10/6):** Started at FS with Burnett returning to the starting lineup at the SS position...Appeared on all 67 defensive plays and posted three tackles (all solo) and two passes defended.

97 Johnny Jolly, DE, 5th Year, Texas A&M

- Veteran defensive lineman who returns to the club following a three-year hiatus due to an NFL-issued suspension for violation of the league's substance-abuse policy. Had his suspension lifted by the commissioner on March 4, 2013, and was legally cleared to rejoin the team for the conclusion of the offseason program in late May.
- Appeared in each of the team's four 2013 preseason games and showed glimpses of the production that made him a valuable contributor during the first part of his career. Finished the preseason with four tackles (all solo), a sack, an interception and two passes defended.
- ▶**at San Francisco 49ers (9/8):** Appeared in his first NFL game since 1/10/2010, starting at LDE and participating on 35 defensive plays... Finished with two tackles (one solo) and was credited with a 2-yard sack for pressuring QB Colin Kaepernick out of bounds behind the line of scrimmage in the second quarter.
- ▶**vs. Washington Redskins (9/15):** Once again started at LDE and finished with three tackles (two solo, one for loss) and a QB hit during the game.
- ▶**at Cincinnati Bengals (9/22):** Appeared on 19 defensive plays and posted two assisted tackles.
- ▶**vs. Detroit Lions (10/6):** Talled two tackles (both solo).

59 Brad Jones, LB, 5th Year, Colorado

- Made the offseason transition from outside to inside LB in 2012, and ultimately assumed starting duties at the 'Mack' LB position following season-ending injuries to both Desmond Bishop (hamstring) and D.J. Smith (knee).
- Took over as the starter in Week 7 following the injury to Smith and went on to open the final 10 games, posting career highs in tackles (102), solo tackles (75), passes defended (six) and forced fumbles (one). His tackle total ranked No. 3 on the team and he also added two sacks.
- Also started both playoff games and tied for the team lead with 16 tackles (13 solo) in the postseason.
- Reached unrestricted free agency in the spring of 2013, but was quickly re-signed to a new contract by the Packers, March 21.
- ▶**at San Francisco 49ers (9/8):** Started at LB and rarely came off the field, finishing with a team-leading 14 tackles (10 solo).
- ▶**vs. Washington Redskins (9/15):** Posted six tackles (five solo) and QB hit.
- ▶**at Cincinnati Bengals (9/22):** Had an active game tying for the team lead with 13 tackles (11 solo, one for loss) and both a forced fumble and fumble recovery...Forced his second career fumble in the second quarter when he came off of his initial man to bring down TE Jermaine Gresham following a 9-yard gain, ripping the ball from his grasp on his way to the ground, where it was recovered by LB A.J. Hawk...Two possessions later, came off of his rush on a third-down play to recover a ball that had been jarred loose from QB Andy Dalton on a sack by LB Clay Matthews, the first fumble recovery of his career.
- ▶**vs. Detroit Lions (10/6):** Started at ILB and recorded five tackles (two solo)

and his first sack of the season before departing just before halftime with a hamstring injury...On the sack, came through on a blitz and battled past a block by TE Brandon Pettigrew in the backfield, dropping QB Matthew Stafford for a 6-yard loss.

95 Datone Jones, DE, Rookie, UCLA

- Drafted by the Packers with the No. 26 overall selection in the first round. Joined QB Ernie Case (No. 6 overall, 1947) as the only UCLA players to be drafted by the Packers in the first round.

- Appeared in 51 games with 43 starts during his Bruin career and finished with 148 tackles (90 solo), 36½ tackles for loss, 13½ sacks, five passes defensed, four forced fumbles and one fumble recovery.

- Started all 14 games as a senior in 2012 and earned second-team All-Pacific-12 honors from the league's coaches.

- ▶**at San Francisco 49ers (9/8):** Made his NFL debut, appearing on 18 defensive plays and finishing with two assisted tackles.

- ▶**vs. Washington Redskins (9/15):** Appeared on 20 plays and posted one solo tackle.

- ▶**at Cincinnati Bengals (9/22):** Saw action on 10 defensive plays and notched an assisted tackle...Contributed on special teams by blocking an extra point following a Bengals TD in the fourth quarter, swatting K Mike Nugent's attempt cleanly to hold the Packers lead at 30-27...Marked the first blocked PAT by the Packers since DE Cullen Jenkins had one at Carolina, Oct. 3, 2005.

- ▶**vs. Detroit Lions (10/6):** Appeared on 23 defensive plays and finished with one solo tackle.

89 James Jones, WR, 7th Year, San Jose State

- Led the NFL with 14 TD catches in 2012, the first Packer to lead the league in the category since WR Sterling Sharpe did so with his franchise-record 18 in 1994. The 14 TD grabs were tied for the fourth most in a season in franchise history.

- Recorded career highs in every category last season, hauling in 64 passes for 784 yards (12.3 avg.) and the 14 scores.

- Has played in all 16 games each of the past four seasons, one of only six NFL wide receivers to do so over that span, and in five of his six seasons as a pro.

- ▶**at San Francisco 49ers (9/8):** Started at WR, but did not record any statistics.

- ▶**vs. Washington Redskins (9/15):** Rebounded from a quiet first week, delivering an excellent performance that featured career highs in both catches (11) and receiving yards (178) and an impressive 16.2-yard average...Did the majority of his damage in the first half, collecting nine of his catches and 152 of the yards before halftime, helping to stake the Packers to a 24-0 lead at the intermission...Became the first Packer to have double-digit receptions since WR Donald Driver (10) at Detroit on Nov. 22, 2007, and his 11 were the most since Driver posted the same number at Minnesota, Dec. 24, 2004...The yardage total was the most by a Green Bay player since Driver had 191 at Minnesota, Sept. 12, 2006, and became the first Packer to have an 11-catch, 175-yard receiving game since Javon Walker had 11-200 at Indianapolis, Sept. 26, 2004...Ran past CB David Amerson on a go-route in the second quarter, taking advantage of a blown coverage that resulted in a 57-yard gain, his longest reception since a 65-yard TD at Detroit, Nov. 24, 2011...The primary contributor the team's yards after the catch total of 295, the highest single-game mark in franchise history and the most in the NFL since the statistic began being kept in 1993.

- ▶**at Cincinnati Bengals (9/22):** Finished with four catches for 34 yards (8.5 avg.) and his first TD of the season, scoring from 7 yards out in the third quarter to extend the Green Bay lead to 30-14 (following PAT)...Also drew a defensive holding call on CB Adam Jones in the end zone that ultimately led to a FG...On the next drive, drew an unnecessary roughness penalty against LB Vontaze Burfict on what was ultimately also a FG drive.

- ▶**vs. Detroit Lions (10/6):** Had another impactful performance that saw him contribute a game-high 127 receiving yards and a TD on four catches, a 31.8-yard average...The outing was highlighted by his career-long 83-yard catch-and-run TD in the third quarter that extending the Green Bay lead to 16-3 (following PAT)...On the play, ran a go-route on the outside against

CB Chris Houston, and when S Louis Delmas played the middle of the field against WR Randall Cobb, Jones streaked past Houston, catching the ball at the Green Bay 46-yard line and outrunning the CB the rest of the way for the score...The catch bested his previous career long, a 79-yarder at Denver on Oct. 29, 2007, and the performance marked the ninth 100-yard receiving game of his career...Combined with Cobb's 67-yard run earlier in the quarter, the two became the first pair of teammates to have an 80-yard reception and 65-yard run in the same game since the Los Angeles Raiders accomplished the feat on Nov. 5, 1989...Directly contributed to Cobb's long run with a strong seal block on the outside against Houston that helped create the lane at the start of the run...Later beat Houston again on another contested ball, leaping to haul in a 39-yard pass despite a defensive pass interference flag.

30 John Kuhn, FB, 8th Year, Shippensburg

- Has played in 95 games with the Packers (2007-13), the most by an offensive player on the roster over that span.

- Has appeared in 95 of 100 games (105 of 110 including playoffs) during his six-plus seasons in Green Bay, including all 16 regular-season contests in four of those seasons.

- Has scored a touchdown each of the last four postseasons (2009-12), the only player in the NFL to accomplish that feat over that span. Joined RB Dorsey Levens (five straight, 1994-98) and WR Antonio Freeman (1995-98) as the only players in team history to score a TD in four or more consecutive postseasons.

- ▶**at San Francisco 49ers (9/8):** Played on both offense and special teams...Had one carry for 3 yards on offense and was credited with a special teams tackle as a member of the punt coverage unit.

- ▶**vs. Washington Redskins (9/15):** Started at FB and saw time on both special teams and on offense, but did not record any statistics...Suffered a hamstring injury during the game and did not return.

- ▶**at Cincinnati Bengals (9/22):** Missed the practice week while rehabilitating the hamstring injury he suffered the week before and was inactive for the game...Marked just the third game he'd missed due to injury in his career.

- ▶**vs. Detroit Lions (10/6):** Played on special teams, but did not record any statistics.

27 Eddie Lacy, RB, Rookie, Alabama

- Selected by the Packers in the second round (No. 61 overall) of the 2013 NFL Draft following a productive three-year playing career at Alabama.

- Was a member of three national championship teams during his four years on campus, during which time the program posted a 49-5 record (.907).

- Ended his career with a 6.8-yard per carry average that ranked No. 1 in school history among players with a minimum of 300 career attempts.

- ▶**at San Francisco 49ers (9/8):** Had an up-and-down performance in his NFL debut, carrying 14 times for 41 yards (2.9 avg.) and a TD...Added a 31-yard reception on the offense's first TD drive in the first quarter, taking the ball all the way to San Francisco's 5-yard line on a screen pass from QB Aaron Rodgers...Rebounded from a costly second-quarter fumble to drive the running game in the second half, highlighted by a fourth-quarter drive in which he carried five times for 20 yards (4.0 avg.) and capped it with his first NFL TD, a 2-yard score that gave the Packers their first lead, 28-24...Became the third rookie to start the season opener at RB for Green Bay since the AFL-NFL merger in 1970, joining John Brockington (1971) and Brandon Jackson (2007).

- ▶**vs. Washington Redskins (9/15):** Started at RB, but suffered a concussion on the tail end of his first carry - a 10-yard gain - when S Brandon Meriweather's helmet made contact with his...Was removed from the game and did not return.

- ▶**at Cincinnati Bengals (9/22):** Was sidelined during the practice week as he progressed through the NFL's concussion-testing protocol and was inactive for the game.

- ▶**vs. Detroit Lions (10/6):** Returned to action during the week of preparation and started the game at RB...Carried 23 times for 99 yards (4.3 avg.), finding consistent running lanes against a stout defensive front.

70 T.J. Lang, G, 5th Year, Eastern Michigan

- His 35 starts over the past two-plus seasons are the most by a Green Bay offensive lineman.
- Has started 38 games in his first four-plus seasons as a pro, opening contests at four different positions (27 at LG, five at RT, four at RG, two at LT).

- In his first two seasons as a full-time starter (2011-12), helped the Packers rank No. 3 in the NFL in scoring (31.0 ppg) and No. 4 in overall offense (382.3 yards per game) over that span.

► **at San Francisco 49ers (9/8):** Opened the season making his first career start at his new RG position, and helped the offense to four TD drives and 385 total yards, while surrendering just two sacks to the 49ers' attacking front.

► **vs. Washington Redskins (9/15):** Started at RG for a protection unit that bounced back from a rocky start to contribute to what was a record-setting day for the offense...Allowed QB Aaron Rodgers time to complete 34 of 42 attempts for a franchise-record-tying 480 yards and four TDs with no INTs...Also helped establish a strong running game that saw RB James Starks carry 20 times for 132 yards (6.6 avg.) and a TD, making him and Rodgers the first pair of teammates in NFL history to eclipse the 450-yard passing and 125-yard rushing marks in the same game.

► **at Cincinnati Bengals (9/22):** Started at RG and split duty facing the talented DT tandem of Geno Atkins and Domata Peko for much of the game...Helped the offense produce another impressive rushing performance that yielded 182 yards on 30 attempts (6.1 avg.), the most in a game by the Packers since Oct. 25, 2009, at Cleveland (a game he started at LT)...Blocked for the second 100-yard rusher in as many weeks, as rookie RB Johnathan Franklin carried 13 times for 103 yards (7.9 avg.) and a TD, the first time the Packers have had back-to-back 100-yard rushers in consecutive games since Weeks 16-17 of the 2007 season...Made a good second-level block on LB Rey Mauluga on Franklin's 51-yard run in the third quarter, the longest by a Packers rookie since Dec. 11, 2005.

► **vs. Detroit Lions (10/6):** Received one of the offense's game balls for his performance against the talented Lions' interior DL...Helped create consistent running lanes for a ground game that piled up 180 yards on 33 attempts (5.5 avg.) and consistently found holes up front...Made a pair of blocks on the backside of WR Randall Cobb's 67-yard run off of left tackle in the third quarter, the longest run by a Packer since Oct. 10, 2010... At the start of the play, started on DT Nick Fairley, before moving to the second level to get just enough of LB Stephen Tulloch to free Cobb into the secondary.

57 Jamari Lattimore, LB, 3rd Year, Middle Tennessee State

- A core special teams player who was voted by teammates as one of six playoff captains prior to the 2012 postseason, serving as one of two representatives for the special teams.

- Originally made the team as an outside linebacker in 2011, but spent his first offseason transitioning to the inside positions, where he played in 2012.

- Played in a career-high 14 games in 2012, tying for fourth on the club with a career-best 10 special teams tackles, also recovering an onside kick.

► **at San Francisco 49ers (9/8):** Played on special teams, but did not record any statistics.

► **vs. Washington Redskins (9/15):** Played on special teams, but did not record any statistics.

► **at Cincinnati Bengals (9/22):** Tallied a team-high two tackles on special teams, making a pair of stops on the kickoff coverage unit.

► **vs. Detroit Lions (10/6):** Saw the first scrimmage action of his career, coming on in relief during the second half after both Brad Jones (hamstring) and Robert Francois (Achilles) departed with injuries...Appeared on 17 plays at ILB and finished with one solo tackle.

8 Tim Masthay, P, 4th Year, Kentucky

- Bested his own franchise record by posting a 38.9-yard net average in 2012, improving upon that number for the second consecutive season as he now holds the top three single-season marks in club history (since 1976).

- Also spearheaded a stingy punting unit that ranked No. 5 in the NFL in opponent return average (7.5) in 2012 and allowed the third-fewest return yards in the league with 179, the second-lowest total in franchise history (113 in 2007).

- After clearing the 150-career punt mark in 2012, his 44.2-yard gross average now qualifies for No. 1 in franchise history.

► **at San Francisco 49ers (9/8):** Started the season strong with a six-punt outing that featured a gross average of 46.2 yards and a net of 44.8...Allowed just two returns for 8 yards (4.0 avg.)...Also undertook kickoff responsibilities for the first time in his career, netting three touchbacks in five attempts and making a solo tackle of CB Perrish Cox on a first-quarter return.

► **vs. Washington Redskins (9/15):** Punted three times for 121 yards (40.3 avg., 37.3 net), landing one inside the 20-yard line...Also had seven kickoffs, booming four into the end zone for touchbacks.

► **at Cincinnati Bengals (9/22):** Finished with three punts for 130 yards (43.3 avg. 43.3 net), landing all three inside the 20-yard line and not allowing a return...Also boomed two touchbacks on kickoffs and held for all three of K Mason Crosby's successful FG attempts and all three PATs during the game.

► **vs. Detroit Lions (10/6):** Had three punts for 141 yards (47.0 avg., 33.7 net), landing one inside the 20-yard line...Drilled a career-high five kickoffs into the end zone for touchbacks...Also held for each of K Mason Crosby's franchise-record-tying five FGs, featuring makes from 26, 52, 31, 42 and 45 yards.

52 Clay Matthews, LB, 5th Year, Southern California

- Became the first player in franchise history to earn Pro Bowl recognition in each of his first four seasons in the NFL (2009-12).

- Returned to the ROLB position for the 2012 campaign and was en route to what would have been his finest statistical season when a hamstring injury suffered in Week 10 sidelined him for Weeks 11-14 and caused him to miss four full games.

- Finished the 2012 season having started all 12 games in which he appeared, registering 60 tackles (45 solo), 13 sacks, four passes defended and a forced fumble, earning his fourth consecutive bid to the Pro Bowl.

► **at San Francisco 49ers (9/8):** Delivered an impactful performance, seeing time on 71 defensive plays and posting a career-high 10 tackles (eight solo), including three for loss and a sack...First TFL came on San Francisco's second drive when he shot inside of FB Bruce Miller and buried RB Kendall Hunter for a 7-yard loss...First sack of the season came late in the second quarter when he rushed to the inside of the protection and beat LG Mike Lupati to take down QB Colin Kaepernick for a 6-yard loss...Dropped Kaepernick again in the third quarter when he once again exploded off the ball unblocked and stopped him for a 7-yard loss in the backfield on a designed QB run.

► **vs. Washington Redskins (9/15):** Appeared on 55 plays and finished with four tackles (one solo, one for loss) and two QB hits...Tackle for loss came when he chased RB Alfred Morris from the backside on a running play and teamed with DE Mike Daniels to drop him for a 1-yard loss.

► **at Cincinnati Bengals (9/22):** Rebounded from an unusually quiet outing the previous week to make a significant impact in a performance that was shortened due to injury...Finished with two tackles (both solo, both for loss), a sack and a career-high two forced fumbles (that were recovered by the Packers) despite exiting the game just before halftime with a hamstring injury...First forced fumble came on a third-and-1 play with the Packers trailing 14-3 in the second quarter...The Bengals attempted a running play to the opposite side off of RT, but Matthews read the play and exploded down the line unblocked, flying in to nail RB BenJarvus Green-Ellis and jar the ball loose, where it was recovered by S M.D. Jennings and returned 24-yards for a TD...Triggered his first sack-fumble of the season on the Bengals' next drive when he surged upfield against LT Andrew Whitworth before coming back toward the pocket to drill QB Andy Dalton and knock the ball out, where it was recovered by LB Brad Jones...His pair of turnovers resulted in 10 points amidst a 30-point unanswered stretch by Green Bay in the second and third quarters.

► **vs. Detroit Lions (10/6):** Started and appeared on 42 defensive plays before departing in the third quarter with a thumb injury...Finished with six tackles

(three solo), his third sack of the season and a pass defended...Suffered the injury on the sack play when he came free off the edge and dropped QB Matthew Stafford for a 12-yard loss.

22 Jerron McMillian, S, 2nd Year, Maine

- Made marked contributions in his first season in 2012, becoming one of four rookies to appear in all 16 games, playing extensively on both special teams and defense.

- Defensively, amassed 30 tackles (21 solo), an INT, a fumble recovery and tied for fourth on the club with 13 passes defended.

- Flashed playmaking ability at different points during the season, joining fellow S Morgan Burnett as the only two players on the team to record both an INT and a fumble recovery in 2012.

- ▶**at San Francisco 49ers (9/8):** With regular starter Morgan Burnett sidelined by a hamstring injury, started at SS with M.D. Jennings shifting to FS and appeared on all 75 defensive plays, tallying seven tackles (six solo) during the game.

- ▶**vs. Washington Redskins (9/15):** Started at SS in the continued absence of Burnett and finished with five tackles (all solo).

- ▶**at Cincinnati Bengals (9/22):** Appeared on 12 defensive plays and finished with one assisted tackle and one pass defended...Broke up a third-down pass intended for TE Jermaine Gresham in the second quarter to force a punt.

- ▶**vs. Detroit Lions (10/6):** Relegated to reserve duty with Burnett returning to action...Appeared on 20 defensive plays and posted two solo tackles...Also added a tackle as a member of the kickoff coverage team, dropping WR Micheal Spurlock at the Detroit 16-yard line in the first quarter.

55 Andy Mulumba, LB, Rookie, Eastern Michigan

- One of three non-drafted free agents to make the opening-day roster in 2013, joining S Chris Banjo and G Lane Taylor.

- A collegiate DE who has undertaken the conversion to OLB in the Packers' 3-4 defensive front, he finished the preseason with seven tackles (five solo) and a sack.

- Played in all 48 games with 31 starts during his four-year college career, totaling 143 tackles (46 solo), 4½ sacks, four forced fumbles and a fumble recovery.

- ▶**at San Francisco 49ers (9/8):** Made his professional debut on special teams, but did not record any statistics.

- ▶**vs. Washington Redskins (9/15):** Played on special teams, recording his first career coverage tackle on the punt team...Also saw his first action from scrimmage, appearing on eight defensive plays in the second half and recording an assisted tackle.

- ▶**at Cincinnati Bengals (9/22):** Participated on special teams, recording a solo tackle as a member of the kickoff coverage unit.

- ▶**vs. Detroit Lions (10/6):** Appeared on both defense and special teams...Entered the OLB rotation in the second half after LB Clay Matthews suffered a thumb injury and did not return...Appeared on 17 defensive plays and finished with a season-high three tackles (two solo)...Also tallied another special teams tackle as a member of the kickoff coverage unit.

96 Mike Neal, DE/LB, 4th Year, Purdue

- Powerful defensive end and inside pass rusher who enters the 2013 campaign in a DE/OLB hybrid role that will see him line up in multiple positions across the defensive front.

- Appeared in a career-high 11 games in 2012, finishing with 18 tackles (10 solo) and ranking second on the team behind LB Clay Matthews with a career-best 4½ sacks.

- Was limited to just nine games over the course of his first two seasons, missing all but two games of his rookie campaign with abdominal/shoulder injuries and then suffering a knee sprain in training camp that sidelined him until midseason in 2011.

- ▶**at San Francisco 49ers (9/8):** Saw split action in his debut role as a hybrid OLB/DE, ultimately appearing on 45 defensive plays and finishing with a career-high seven tackles (two solo).

- ▶**vs. Washington Redskins (9/15):** Saw 33 snaps split almost evenly between the two positions and finished with three tackles (two solo) and also

posted the first INT of his career...INT of QB Robert Griffin III came late in the second quarter when he carried TE Logan Paulsen down the seam before passing him to the safety...Turned back to see a ball carrom off of the hands of WR Joshua Morgan and into the air where he collected it and returned it 5 yards.

- ▶**at Cincinnati Bengals (9/22):** Saw action on 35 plays between the two positions and finished with two tackles (one solo).

- ▶**vs. Detroit Lions (10/6):** Had his finest performance as a pro, earning a defensive game ball after making his first career start at OLB and posting a career-high eight tackles (five solo, three for loss) and his first sack of the season...Beat RT Jason Fox on the Lions' two-minute drive before halftime, dropping QB Matthew Stafford for a 4-yard loss.

87 Jordy Nelson, WR, 6th Year, Kansas State

- Sixth-year veteran wideout seeking to bounce back from an injury-plagued 2012 season that saw him miss four full games and extended parts of others with a hamstring injury.

- Underwent a minor knee surgery during training camp and did not make his preseason debut until the Week 4 finale at Kansas City (Aug. 29).

- Ranks No. 2 in the NFL with 25 TD catches since 2011, trailing only Patriots TE Rob Gronkowski (28) over that span.

- Has an average of 17.0 yards per catch since 2011, No. 3 in the NFL over that span among players with more than 125 receptions.

- ▶**at San Francisco 49ers (9/8):** Despite missing all but one series of the preseason due to injury, he opened the regular season in stride, tying for a team high with seven catches for 130 yards (18.6 avg.) and a TD...Marked his 10th career 100-yard receiving game and the yardage output was his second highest ever in the regular season...Scored on an 8-yard slant from QB Aaron Rodgers late in the third quarter to tie the game at 21-21...Highlight catch came in the fourth quarter when he extended out over the sideline and kept both feet in bounds to secure a 37-yard pass from Rodgers at the San Francisco 13-yard line...The offense would score a TD four plays later to give Green Bay its first lead, 28-24.

- ▶**vs. Washington Redskins (9/15):** Had an efficient and impactful performance, contributing three catches for 66 yards (22.0 avg.) and two TDs in the 38-20 victory...Caught his first TD in the second quarter when he beat CB DeAngelo Hall on a skinny post to the end zone on a third-and-goal play from the 14-yard line...Second TD came in the third quarter when he twisted his body in the air to leap and secure a high back-shoulder throw by Rodgers in the end zone from 15 yards out, extended the Packers' lead to 31-0 (following PAT)...Also had his game-long 37-yard catch in the third quarter when he beat CB David Amerson down the sideline and hauled in the pass despite a defensive pass interference penalty on the play, setting up RB James Starks' 32-yard TD run on the ensuing play.

- ▶**at Cincinnati Bengals (9/22):** Had another productive day, finishing with team highs in both receptions (eight) and receiving yards (93)...Made another acrobatic sideline catch, this time on a 30-yard pass from Rodgers in the third quarter after getting behind CB Terence Newman and twisting his body to get both feet down in bounds...Set up a 7-yard TD pass from Rodgers to WR James Jones two plays later that extended the Green Bay lead to 30-14.

- ▶**vs. Detroit Lions (10/6):** Posted five catches for 82 yards (16.4 avg.)...Four of his catches moved the chains for first downs and his long grab of 31 yards came in the fourth quarter and was yet another acrobatic play along the sideline that saw him get both feet down in bounds in front of CB Rashean Mathis.

74 Marshall Newhouse, T, 4th Year, Texas Christian

- Opens the season as the top backup at both tackle positions on the offensive line, offering depth and experience after two seasons as a member of the starting lineup.

- Has played in all 32 regular-season games with 29 starts over the past two seasons, opening 26 at LT and three at RT.

- Started every game at left tackle in 2012, one of only two offensive linemen (Josh Sitton) to open all 16 contests last season.

- ▶**at San Francisco 49ers (9/8):** Played in the game on special teams.

- ▶**vs. Washington Redskins (9/15):** Played on special teams.

► **at Cincinnati Bengals (9/22):** Played on special teams.

► **vs. Detroit Lions (10/6):** Played on special teams, including the FG protection unit that helped block for K Mason Crosby's franchise-record-tying five FGs during the game.

25 James Nixon, CB, 1st Year, California (Pa.)

• Signed to the active roster from the Green Bay practice squad, Oct. 7, 2013.

• Spent the final 14 weeks of the 2012 regular season plus both playoff contests as a member of the Packers practice squad.

• Was initially a three-year letterman at Temple University before transferring to California (Pa.) to play out his senior season. Entered the NFL as a non-drafted free agent with the Arizona Cardinals in 2012, but was released as the final roster reduction and signed to the Packers practice squad, Sept. 20, 2012.

51 Nate Palmer, LB, Rookie, Illinois State

• Newcomer seeking to make the transition from collegiate DE to professional OLB in the Packers' 3-4 defensive front.

• Was selected with the team's lone choice in the sixth round (193rd overall) of the 2013 NFL Draft, becoming the 12th player in Illinois State history to be drafted and the first since 2007 (WR Laurent Robinson, Atlanta).

• After transferring from Illinois, finished his career having started all 24 games over his two seasons for the Redbirds, amassing 117 tackles (50 solo), including 25½ for loss, 17 sacks, five forced fumbles and two fumble recoveries.

► **at San Francisco 49ers (9/8):** Inactive.

► **vs. Washington Redskins (9/15):** Inactive.

► **at Cincinnati Bengals (9/22):** Made his NFL debut on special teams, but did not record any statistics.

► **vs. Detroit Lions (10/6):** Inactive.

53 Nick Perry, LB, 2nd Year, Southern California

• Top draft choice in 2012 that made the difficult transition from playing defensive end in college to stand-up outside linebacker at the pro level. Opened five of the first six contests of his rookie season, collecting 29 tackles (18 solo) and two sacks from the LOLB position.

• A true power player who showed little difficulty physically adjusting to the NFL before suffering a knee injury in Week 6 at Houston (Oct. 14), and later having surgery on a lingering wrist ailment that ultimately ended his season. Placed on injured reserve, Nov. 7.

► **at San Francisco 49ers (9/8):** Returned to action and started his second consecutive season opener at LOLB, participating on 51 plays and posting four tackles (three solo).

► **vs. Washington Redskins (9/15):** Posted four tackles (two solo) and the first pass defensed of his career...Capped a second-quarter rush by deflecting on a pass at the line of scrimmage that fell incomplete on third down and forced a Redskins punt.

► **at Cincinnati Bengals (9/22):** Started at LOLB and participated on 47 plays, finishing with five tackles (two solo).

► **vs. Detroit Lions (10/6):** Appeared on 39 defensive plays and delivered his most impactful performance as a pro, earning one of the defensive game balls after tallying five tackles (three solo, two for loss), a career-high two sacks and a forced fumble during the game...On his first sack, ripped his way underneath LT Riley Reiff, fighting his way through to drop QB Matthew Stafford for a 7-yard loss...Second sack included the forced fumble when he again fought past Reiff and stripped Stafford, though the ball was recovered by the Lions for a 9-yard loss.

79 Ryan Pickett, DE, 13th Year, Ohio State

• In his 13th NFL season and eighth in Green Bay as a primary run-stuffer and unsung veteran leader on the defensive line.

• Has unselfishly rotated between both nose tackle and left defensive end since the Packers' implementation of the 3-4 alignment in 2009.

• Was impressively available and reliable during what was his 12th season in 2012, starting all 16 games for the first time since 2008 and ranking fourth on the club with 75 tackles (27 solo), his highest total since 2008.

► **at San Francisco 49ers (9/8):** Started at NT and helped set the tone for what was a strong showing up front for the run defense...Contributed five tackles (two solo) and consistently tied up blockers as the Packers' front limited San Francisco to 90 yards rushing on 34 attempts (2.6 avg.) during the game.

► **vs. Washington Redskins (9/15):** Started and appeared on 16 plays...Tallied his first pass defensed of the season when he deflected a ball at the line of scrimmage in the first quarter.

► **at Cincinnati Bengals (9/22):** Appeared on 25 plays and posted three tackles (one solo) and his second pass defensed in as many weeks...Batted a QB Andy Dalton pass down at the line of scrimmage, giving him more pass break-ups in three games of 2013 than he had in all of 2012.

► **vs. Detroit Lions (10/6):** Started and saw time on 21 plays, finishing with three tackles (one solo).

81 Andrew Quarless, TE, 4th Year, Penn State

• Has returned to action after missing the entire 2012 season as he continued his rehabilitation from a significant knee injury sustained at the N.Y. Giants in Week 13 of the 2011 season.

• Played in 23 games with five starts in his first two seasons (2010-11), catching 24 passes for 274 yards (11.4 avg.) and one TD.

► **at San Francisco 49ers (9/8):** Played in the game on both offense and special teams, but did not record any statistics.

► **vs. Washington Redskins (9/15):** Started the game as the lone TE and appeared on 33 plays, contributing in both the running and passing games...Made a 7-yard reception in the second quarter, his first reception since Dec. 4, 2011, at the N.Y. Giants...Also made a key block on James Starks' 32-yard TD run in the third quarter...On the play, lined up in the backfield and lead through the hole, clearing LB Perry Riley Jr. and freeing Starks to the second level on a TD that would extend the Green Bay lead to 38-7.

► **at Cincinnati Bengals (9/22):** Saw extended action after starter Jermichael Finley departed following the opening offensive series with a concussion, appearing on 43 plays and making three catches for 21 yards (7.0 avg.).

► **vs. Detroit Lions (10/6):** Played on both offense and special teams, but did not record any statistics.

90 B.J. Raji, DT, 5th Year, Boston College

• Has emerged as one of the top players in the league at his position over the past three seasons, and earned his first trip to the Pro Bowl in 2011, the first Packers defensive tackle since Bob Brown in 1972 to receive the honor.

• Earned Pro Bowl alternate status for his performance in 2012 after starting all 14 games in which he appeared and posting 46 tackles (26 solo) and a pass defensed.

► **at San Francisco 49ers (9/8):** Contributed to a run defense that delivered a strong debut performance against the 49ers...Posted four tackles (three solo) in helping to limit San Francisco to 90 yards on 34 carries (2.6 avg.).

► **vs. Washington Redskins (9/15):** Posted two tackles (both solo).

► **at Cincinnati Bengals (9/22):** Started and appeared on a defensive-line-leading 31 plays, collecting three assisted tackles.

► **vs. Detroit Lions (10/6):** Started and participated on a defensive-line-leading 34 plays, finishing with two assisted tackles and helping to key a run defense that limited the Lions to just 64 yards on 19 attempts (3.4 avg.).

28 Sean Richardson, S, 2nd Year, Vanderbilt

• Opens the 2013 season on the reserve/physically unable to perform list as he continues to recovery from offseason surgery on his neck.

• One of four non-drafted free agents to emerge from training camp to make the team's opening-day roster in 2012.

• Battled a hamstring injury early in the 2012 regular season before appearing in five games, but then suffered the neck injury that landed him on injured reserve, Dec. 1.

12 Aaron Rodgers, QB, 9th Year, California

• Ranks No. 1 in NFL history (min. 1,500 attempts) with a career passer rating of 105.0, more than eight points ahead of No. 2 Steve Young (96.8).

- Also ranks No. 1 in league history in career INT percentage (1.74) and TD/INT ratio (3.67, 180/49) and ranks No. 2 in career completion percentage (65.8).
- In 82 career regular-season starts (54-28 record), has posted 30 games with 300-plus passing yards, 45 without an interception and 49 with a 100-plus passer rating.
- Has been selected to the Pro Bowl three of the last four seasons (2009, 2011-12) and was named the NFC's starting QB each of the past two seasons.

▶**at San Francisco 49ers (9/8):** Despite seeing limited action in the preseason, got the offense off to a strong start in the season opener on the road, completing 21 of 37 passes for 333 yards and three TDs with one INT... The yardage total tied a franchise record for a Packers QB in a season opener, equaling the mark reached by both Lynn Dickey (1983) and Brett Favre (1999)...Passing efforts produced a pair of 100-yard WRs as both Randall Cobb and Jordy Nelson eclipsed the century mark...INT came after an on-target throw was mishandled by TE Jermichael Finley and collected by S Eric Reid...Also rushed twice for 13 yards (6.5 avg.), including a key 6-yard keeper off of left end to convert a third-and-1 and extend a tying TD drive in the third quarter.

▶**vs. Washington Redskins (9/15):** Had what was statistically one of the most dominating performances of his career, throwing for a career-high and franchise-record-tying 480 yards on 34-of-42 passing with four TDs and no INTs...Guided an offense that overcame a rocky start to mount three consecutive TD drives in the first half en route to a 24-0 halftime lead...His 335 yards and 26 completions in the first half were both career highs for a half and he became the first QB since New England's Tom Brady in 2009 to throw for 335-plus yards and three-plus TDs in the first half...Directed a balanced attack that also featured a 132-yard rushing performance by RB James Starks, making him and Rodgers the first pair of teammates in NFL history to eclipse the 450-yard passing and 125-yard rushing benchmarks in the same game...Became just the second QB in NFL history to throw for 480-plus yards, four-plus TDs and zero INTs in a game (Y.A. Tittle, Oct. 28, 1962)...The completion total tied his personal best and his 81.0 completion percentage set a franchise record for a QB with more than 40 attempts in a game...The offense's 580-yard output was the second-highest single-game effort in franchise history and the game marked his franchise-record third with more than 400 yards passing.

▶**at Cincinnati Bengals (9/22):** Had a statistically off day by his standards, completing 26 of 43 attempts for 244 yards a TD and two INTs during the game...Marked the first regular-season game in which he'd thrown more than one INT since Oct. 24, 2010...Lost Finley to a concussion following the first offensive series and also saw the only two active RBs, Starks (knee) and rookie Johnathan Franklin (ankle) depart with injuries of their own at different points during the game...Still managed to lead three TD drives and mount a 30-14 lead, but was beset by the pair of second-half INTs and a fourth-quarter fumble by Franklin that was returned for a score.

▶**vs. Detroit Lions (10/6):** Guided the offense to a steady performance that included six scoring drives (one TD, five FGs)...Completed 20 of 30 attempts for 274 yards and a TD with no INTs...Yardage mark brought his season total to 1,331 yards, setting a new franchise record for the most by a Green Bay QB in the first four games of the season...Connected with WR James Jones on an 83-yard TD pass in the third quarter, hitting him in stride at the 46-yard line along the left side and watching the WR go the rest of the way for the TD, extending the Packers lead to 16-3 (following PAT)...Marked his 12th TD pass of 70-plus yards since 2008, the most in the NFL over that span and the second most in team history (Brett Favre - 15).

78 Derek Sherrod, T, 3rd Year, Mississippi State

- Opens the 2013 season on the reserve/physically unable to perform list, having spent the last year and a half rehabilitating a broken leg suffered in Week 15 of 2011.
- Appeared in five games as a rookie in 2011, seeing time at tackle with injuries to veteran LT Chad Clifton and second-year RT Bryan Bulaga.
- Saw his most significant action in Week 5 at Atlanta when he played RT for most of the game with Bulaga sidelined and Clifton exiting on the

second series.

- Was a first-team All-America selection by CBSSports.com and Rivals.com in 2010 and earned first-team All-SEC honors from the coaches and the media.

37 Sam Shields, CB, 4th Year, Miami

- Enters 2013 as a solidified starter on the outside for the Green Bay defense.

• Worked his way into the starting lineup after the beginning of the regular season in 2012, taking over as the No. 2 CB in the team's base defense following veteran Charles Woodson's transition to safety.

• Started Weeks 2-6 at RCB before suffering a shin/ankle injury at Houston (Oct. 14) that sidelined him for the next six games. For the season, appeared in 10 games with eight starts and registered career highs with 38 tackles (27 solo) and 16 passes defended, also ranking second on the club with three interceptions, in addition to his first career sack.

▶**at San Francisco 49ers (9/8):** Started at RCB and appeared on all 75 defensive plays, posting a career-high 11 tackles (10 solo) and a team-leading three passes defended...Used his noted speed to recover and break up a deep third-down throw to WR Kyle Williams along the sideline in the fourth quarter, swatting the ball away as it arrived to force a San Francisco punt.

▶**vs. Washington Redskins (9/15):** Was awarded one of the defense's game balls after finishing with a team-high nine tackles (eight solo) and a career-high four passes defended.

▶**at Cincinnati Bengals (9/22):** Met the challenge of facing one of the NFL's elite WRs in Bengals standout A.J. Green and was part of a concerted effort that limited him to just four catches for 46 yards (11.5 avg.) during the game...Contributed four tackles (three solo) and made his first INT of the young season...Made the pick at a critical time with the Packers trailing 14-0 late in the first quarter...Was matched in man-coverage with Green along the sideline, playing the WR perfectly on a quick-out to the sideline, before stepping in front of QB Andy Dalton's throw and being pushed out of bounds...The turnover led to a K Mason Crosby FG and the first three of the Packers' 30 unanswered points.

▶**vs. Detroit Lions (10/6):** Started and was on the field for all 67 defensive plays, finishing with three tackles (all solo) and a pair of passes defended.

71 Josh Sitton, G, 6th Year, Central Florida

• Was named to his first career Pro Bowl in 2012, becoming the first Green Bay guard to be selected since Marco Rivera in 2004.

• One of only two linemen (T Marshall Newhouse) to start all 16 games in 2012 and joined Newhouse as the only players on the team to play every offensive snap last season.

• Was selected as a Pro Bowl alternate in both 2010 and 2011 and was named the Offensive Lineman of the Year by the NFL Alumni Association in 2010.

▶**at San Francisco 49ers (9/8):** Made his first career start at LG, after spending his first five seasons at RG...Faced with the difficult challenge of blocking All-Pro DE Justin Smith for the bulk of the game...Helped contribute to an offense that put together four TD drives and 385 yards of offense, and surrendered just two sacks during the game...Made a key block on LB NaVorro Bowman in the open field on a screen pass to RB Eddie Lacy in the first quarter, igniting what was eventually a 31-yard gain to the 49ers' 5-yard line.

▶**vs. Washington Redskins (9/15):** Despite being limited during the practice week by a back injury, started the game and participated on all 70 offensive plays...Part of a line that quickly rebounded from a challenging start to produce an overall dominating performance in the home opener...Helped block for an offense that rolled up 580 total yards, the second-highest single-game total in franchise history...Allowed QB Aaron Rodgers time to complete 34 of 42 attempts for a career-high 480 yards and four TDs, while also clearing lanes for RB James Starks to gain 132 yards on 20 carries (6.6 avg.), making the tandem the first pair of teammates in NFL history to eclipse the 450-yard passing and 125-yard rushing plateaus in the same game...Made an excellent drive-block on DE Stephen Bowen on Starks' 32-yard TD run in the third quarter, clearing the path for a scoring play that was sparked directly by his effort.

► **at Cincinnati Bengals (9/22):** Started at RG and faced the task of blocking the talented DT tandem of Geno Atkins and Domata Peko for much of the game, helping to limit the standout Atkins to zero tackles...Blocked for an offense that once again found success running the ball, with 30 attempts for 182 yards (6.1 avg.) and a TD...Opened holes for rookie RB Johnathan Franklin to become the Packers' second 100-yard rusher in as many weeks as he carried 13 times for 103 yards (7.9 avg.) and a TD in the second half, the first time the Packers had back-to-back 100-yard rushers since Weeks 16-17 of the 2007 season.

► **vs. Detroit Lions (10/6):** Was the recipient of one of the offensive game balls for his dominating performance against the Lions' talented interior DL...Part of an offense that produced 449 yards on 64 plays (7.0 average) and put together six scoring drives (five FGs, one TD)...Offensive performance was highlighted by a running game that churned out 180 yards on 33 attempts (5.5 avg.)...Had a key block on DT Ndamukong Suh on WR Randall Cobb's game-long 67-yard burst off of LT in the third quarter, keeping Suh inside to create the lane used by Cobb to escape into the secondary.

44 James Starks, RB, 4th Year, Buffalo

• Posted a combined 833 rushing yards in 2011-12, the most by a Packer over that span, despite being limited to just six games because of injuries in 2012.

• Led the team with 578 rushing yards on 133 carries (4.3 avg.) in 2011, while also leading the running backs with 29 receptions for 216 yards (7.4 avg.).

► **at San Francisco 49ers (9/8):** Spelled starter Eddie Lacy in the first half, appearing on two series in the second quarter and recording one catch for 8 yards.

► **vs. Washington Redskins (9/15):** Came off the bench in the first quarter in relief of an injured Lacy (head), to deliver the strongest performance of his career...Carried 20 times for a career-high 132 yards (6.6 avg.) and a TD, snapping a streak of 45 games without a 100-yard rusher for the Packers...Joined QB Aaron Rodgers (480 passing yards) and the first pair of teammates in NFL history to eclipse the 450-yard passing and 125-yard rushing marks in the same game...Also became the first pair of Packers teammates to ever surpass the 400-yard passing and 100-yard rushing thresholds...Rushing yardage total was the most by a Packer since RB Ryan Grant had 137 on Dec. 13, 2009, at Chicago...Exploded for a 32-yard TD run in the third quarter that extended the Packers lead to 38-7, following his blocks near the line of scrimmage before breaking a pair of tackles in the secondary on his way to the end zone...Also fared well in the passing game, making four catches for 36 yards (9.0 avg.) and assisting in protection, where his pickup of a S Reed Doughty blitz in the third quarter allowed Rodgers time to find WR Jordy Nelson in the end zone for a 15-yard TD.

► **at Cincinnati Bengals (9/22):** Picked up where he left off the previous week running the football, carrying 14 times for 55 yards (3.9 avg.) in the first half...Suffered a knee injury just before halftime and was held out for the remainder of the game.

► **vs. Detroit Lions (10/6):** Missed the week of practice due to the knee injury and was inactive on gameday.

65 Lane Taylor, G, Rookie, Oklahoma State

• One of three non-drafted rookie free agents to make the opening-day roster in 2013.

• Joined the Packers following an impressive college career that saw him start 47 games over the course of four seasons for the Cowboys.

• Blocked for an offense that ranked in the top 3 nationally in scoring each of his final three seasons and was voted a unanimous first-team All-Big 12 selection by the league's coaches in 2012.

► **at San Francisco 49ers (9/8):** Inactive.

► **vs. Washington Redskins (9/15):** Inactive.

► **at Cincinnati Bengals (9/22):** Inactive.

► **vs. Detroit Lions (10/6):** Made his NFL debut on special teams.

82 Ryan Taylor, TE, 3rd Year, North Carolina

• Appeared in 31 regular-season games during his first two seasons and registered 18 tackles on special teams as one of the team's top contribu-

tors in the third phase.

• His two-year tackle total ranked No. 3 on the team over that span behind only CB Jarrett Bush (29) and S M.D. Jennings (19).

• Played in all 16 contests in 2012 and finished fifth on the team with eight special teams tackles.

► **at San Francisco 49ers (9/8):** Played in the game on special teams, but did not record any statistics.

► **vs. Washington Redskins (9/15):** Played on special teams and saw time on six offensive plays, but did not record any statistics.

► **at Cincinnati Bengals (9/22):** Saw the most extended action of his career from scrimmage after starting TE Jermichael Finley exited after the first offensive series with a concussion...Appeared on 34 plays and made a career-high two catches for 11 yards (5.5 avg.).

► **vs. Detroit Lions (10/6):** Appeared on both offense and special teams, but did not record any statistics.

73 JC Tretter, T, Rookie, Cornell

• Rookie OL who will begin the season on the reserve/physically unable to perform list after suffering a significant ankle injury in the first practice of the Organized Team Activities in the spring.

• Chosen by Green Bay with the second of three fourth-round draft picks in 2013. Selected with 122nd overall pick.

• A four-year letterman and two-year starter for the Big Red who grew from a 238-pound freshman tight end to a 300-pound All-American left tackle during his time on campus and appeared in 40 games during his career.

• Earned unanimous first-team All-Ivy League honors, and was a first-team All-American (Football Championship Subdivision) selection by the *NFL Draft Report* as a senior in 2012.

64 Greg Van Roten, G/C, 2nd Year, Pennsylvania

• Top backup along the interior who added the center position to his repertoire during the offseason program this spring.

• Signed by Green Bay as a non-drafted free agent on July 25, 2012, and spent the opening five games on the Packers' practice squad.

• Was later signed to the active roster on Oct. 13 and appeared in seven regular-season games and both playoff contests.

• As a rookie in 2012, saw time on special teams and as an extra blocker on offense.

► **at San Francisco 49ers (9/8):** Played on special teams.

► **vs. Washington Redskins (9/15):** Played on special teams.

► **at Cincinnati Bengals (9/22):** Played on special teams.

► **vs. Detroit Lions (10/6):** Suffered a foot injury in practice during the week and was inactive on gameday.

9 Seneca Wallace, QB, 10th Year, Iowa State

• Signed by Green Bay on Sept. 2 to serve as the primary backup to QB Aaron Rodgers.

• Spent time with both New Orleans and San Francisco during the 2013 preseason after sitting out the 2012 regular season.

• Appeared in 62 games with 21 starts over the course of his first nine seasons in the league, spending his first seven seasons as a member of the Seattle Seahawks (2003-09) and an additional two years with the Cleveland Browns (2010-11).

• For his career, has completed 452 of 764 passes (59.2 percent) for 4,808 yards and 31 TDs with and 18 INTs for a 81.3 passer rating.

► **at San Francisco 49ers (9/8):** Dressed for the game as the team's No. 2 QB, but did not play.

► **vs. Washington Redskins (9/15):** Did not play.

► **at Cincinnati Bengals (9/22):** Did not play.

► **vs. Detroit Lions (10/6):** Did not play.

38 Tramon Williams, CB, 7th Year, Louisiana Tech

• Former non-drafted free agent and practice-squad player who has gone on to appear in nearly 100 games for the Packers since 2007.

• Battled a knee injury during the 2013 training camp and made his pre-season debut in the finale at Kansas City, making an INT on the game's opening play before exiting the game (coaches' decision).

- Started all 16 games for the second time in his career in 2012, tallying 61 tackles (51 solo), two INTs and a career-high-tying 24 passes defended.
- ▶ **at San Francisco 49ers (9/8):** Joined fellow CB Sam Shields by appearing on all 75 defensive plays, starting at LCB and posting three tackles (two solo) and a pass defended...Jumped an out pattern by TE Vernon Davis on the 49ers' second offensive play of the game, breaking up the throw and nearly collecting his first INT of the season.
- ▶ **vs. Washington Redskins (9/15):** Started at CB and finished with eight tackles (six solo), two passes defended and a QB hit...Rotated between playing on the outside and also in the slot in the continued absence of regular nickel CB Casey Hayward (hamstring).
- ▶ **at Cincinnati Bengals (9/22):** Appeared on all 56 defensive plays and finished with three tackles (all solo, one for loss) and a sack...Part of a concerted effort by the secondary to limit Pro Bowl WR A.J. Green, who finished the game with just four catches for 46 yards (11.5 avg.)...Made the third sack of his career in the third quarter when he blitzed from the slot, crashing between RT and RG to drop QB Andy Dalton for an 8-yard loss...Marked his first sack since Sept. 27, 2010, at Chicago.
- ▶ **vs. Detroit Lions (10/6):** Started and appeared on all 67 defensive plays, finishing with eight tackles (two solo) and two passes defended.

98 C.J. Wilson, DE, 4th Year, East Carolina

- Dealt with injuries for the first time as a pro in 2012, missing five games to groin and knee injuries during the regular season. Was productive when available, appearing in 11 games with a career-high seven starts and setting new career bests with 37 tackles (18 solo) and 2½ sacks.
- Played in 31 of 32 possible games in his first two professional seasons (2010-11).
- ▶ **at San Francisco 49ers (9/8):** Saw 20 snaps as a part of the defensive-line rotation...Part of a concerted effort to stop the 49ers' powerful running game, an outing that saw them finish with just 90 yards on 34 carries (2.6 avg.).
- ▶ **vs. Washington Redskins (9/15):** Inactive.
- ▶ **at Cincinnati Bengals (9/22):** Returned to the gameday lineup, appearing on 11 defensive plays and posting an assisted tackle.
- ▶ **vs. Detroit Lions (10/6):** Inactive.

99 Jerel Worthy, DE, 2nd Year, Michigan State

- Opens the 2013 season on the reserve/physically unable to perform list after suffering a significant knee injury late in the fourth quarter of the team's 2012 regular-season finale at Minnesota.
- Became a regular part of the defensive-line rotation early on in 2012, playing extensively in the sub-defenses and also contributing as a defensive end in the base 3-4.
- Appeared in 14 games with four starts and made 23 tackles (11 solo), in addition to 2½ sacks and a forced fumble.

National Football League Game Summary

NFL Copyright © 2013 by The National Football League. All rights reserved. This summary and play-by-play is for the express purpose of assisting media in their coverage of the game; any other use of this material is prohibited without the written permission of the National Football League. Updated: 10/7/2013

Date: Sunday, 10/6/2013

Detroit Lions at Green Bay Packers

Start Time: 12:02 PM CDT

at Lambeau Field, Green Bay, WI

Game Day Weather

Game Weather: Sunny

Temp: 59° F (15.0° C) Humidity: 59%, Wind: West 10 mph

Played Outdoor on Turf: DD GrassMaster

Officials

Referee: Boger, Jerome (23)
Line Judge: Stephan, Tom (68)
Back Judge: Steratore, Tony (112)

Umpire: Michalek, Tony (115)
Side Judge: Baynes, Allen (56)
Replay Official: Madsen, Carl ()

Head Linesman: Camp, Ed (134)
Field Judge: Prioleau, Dyrol (109)

Lineups

Detroit Lions

Offense		Defense	
WR 18	K.Durham	DE 94	E.Ansah
LT 71	R.Reiff	DT 98	N.Fairley
LG 67	R.Sims	DT 90	N.Suh
C 51	D.Raiola	DE 79	W.Young
RG 75	L.Warford	MLB 55	S.Tulloch
RT 70	J.Fox	OLB 54	D.Levy
TE 87	B.Pettigrew	RCB 31	R.Mathis
WR 84	R.Broyles	LCB 23	C.Houston
QB 9	M.Stafford	SS 27	G.Quin
RB 21	R.Bush	FS 26	L.Delmas
FB 35	J.Bell	CB 28	D.Bentley

Green Bay Packers

Offense		Defense	
WR 87	J.Nelson	LDE 90	B.Raji
LT 69	D.Bakhtiari	NT 79	R.Pickett
LG 71	J.Sitton	RDE 96	M.Neal
C 62	E.Dietrich-Smith	BLB 50	A.Hawk
RG 70	T.Lang	MLB 59	B.Jones
RT 67	D.Barclay	ROLB 52	C.Matthews
TE 88	J.Finley	LCB 38	T.Williams
WR 18	R.Cobb	RCB 37	S.Shields
WR 89	J.Jones	SS 42	M.Burnett
QB 12	A.Rodgers	FS 43	M.Jennings
RB 27	E.Lacy	CB 31	D.House

Substitutions

K 2 D.Akers, P 6 S.Martin, WR 11 K.Ogletree, QB 14 S.Hill, WR 15 M.Spurlock, S 24 D.Gomes, S 29 J.Wendling, CB 30 D.Slay, S 32 D.Carey, RB 41 T.Riddick, LS 48 D.Muhlbach, LB 50 Tr.Lewis, LB 52 R.McIntosh, LB 58 A.Palmer, LB 59 T.Whitehead, G 65 D.Gandy, DE 77 I.Idonije, T 78 C.Hilliard, TE 80 J.Fauria, WR 83 P.Edwards, TE 85 T.Scheffler, DE 92 D.Taylor, DT 96 A.Fluellen, DT 99 C.Mosley

Substitutions

K 2 M.Crosby, P 8 T.Masthay, QB 9 S.Wallace, WR 11 J.Boykin, S 22 J.McMillian, RB 23 J.Franklin, CB 24 J.Bush, FB 30 J.Kuhn, S 32 C.Banjo, CB 33 M.Hyde, RB 34 M.Hill, LB 49 R.Francois, LB 53 N.Perry, LB 55 A.Mulumba, LB 57 J.Lattimore, LB 58 S.Barrington, LS 61 B.Goode, G 65 L.Taylor, T 74 M.Newhouse, DE 76 M.Daniels, TE 81 A.Quarless, TE 82 R.Taylor, DE 95 D.Jones, DT 97 J.Jolly

Did Not Play

Did Not Play

Not Active

WR 13 N.Burleson, QB 17 K.Moore, RB 25 M.Leshoure, CB 36 J.Green, G 64 L.Harris, T 66 L.Waddle, WR 81 C.Johnson

Not Active

CB 29 C.Hayward, RB 44 J.Starks, LB 51 N.Palmer, G/C 64 G.Van Roten, TE 86 B.Bostick, DE 93 J.Boyd, DE 98 C.Wilson

Field Goals (made () & missed)

		M.Crosby						
		(53)	(26)	(52)	(31)	(42)	(45)	
			1	2	3	4	OT	Total
VISITOR:	Detroit Lions		0	3	0	6	0	9
HOME:	Green Bay Packers		3	3	10	6	0	22

Scoring Plays

Team	Qtr	Time	Play Description (Extra Point) (Drive Info)	Visitor	Home
Packers	1	1:24	M.Crosby 26 yd. Field Goal (15-72, 7:50)	0	3
Packers	2	11:19	M.Crosby 52 yd. Field Goal (12-36, 3:55)	0	6
Lions	2	0:15	D.Akers 53 yd. Field Goal (13-54, 3:32)	3	6
Packers	3	5:04	M.Crosby 31 yd. Field Goal (5-76, 2:20)	3	9
Packers	3	3:12	J.Jones 83 yd. pass from A.Rodgers (M.Crosby kick) (2-78, 0:54)	3	16
Packers	4	10:16	M.Crosby 42 yd. Field Goal (9-56, 4:35)	3	19
Packers	4	3:50	M.Crosby 45 yd. Field Goal (7-43, 3:11)	3	22
Lions	4	2:06	K.Durham 13 yd. pass from M.Stafford (pass failed) (8-80, 1:44)	9	22

Paid Attendance: 78,200

Time: 3:08

Detroit Lions vs Green Bay Packers
10/6/2013 at Lambeau Field

Final Individual Statistics

Detroit Lions

Green Bay Packers

RUSHING							RUSHING						
	ATT	YDS	AVG	LG	TD		ATT	YDS	AVG	LG	TD		
R.Bush	13	44	3.4	20	0	E.Lacy	23	99	4.3	13	0		
J.Bell	5	21	4.2	9	0	R.Cobb	2	72	36.0	67	0		
M.Stafford	1	-1	-1.0	-1	0	A.Rodgers	5	8	1.6	6	0		
						J.Franklin	3	1	0.3	3	0		
Total	19	64	3.4	20	0	Total	33	180	5.5	67	0		

PASSING									PASSING								
	ATT	CMP	YDS	SK/YD	TD	LG	IN	RT		ATT	CMP	YDS	SK/YD	TD	LG	IN	RT
M.Stafford	40	25	262	5/40	1	25	0	89.8	A.Rodgers	30	20	274	1/5	1	83	0	106.8
Total	40	25	262	5/40	1	25	0	89.8	Total	30	20	274	1/5	1	83	0	106.8

PASS RECEIVING								PASS RECEIVING							
	TAR	REC	YDS	AVG	LG	TD		TAR	REC	YDS	AVG	LG	TD		
B.Pettigrew	5	4	59	14.8	25	0	J.Finley	6	6	32	5.3	10	0		
T.Scheffler	7	4	55	13.8	19	0	J.Nelson	7	5	82	16.4	31	0		
J.Bell	4	4	30	7.5	16	0	J.Jones	6	4	127	31.8	83	1		
R.Bush	6	4	25	6.3	10	0	R.Cobb	8	4	35	8.8	22	0		
K.Durham	8	3	30	10.0	13	1	E.Lacy	1	1	-2	-2.0	-2	0		
R.Broyles	2	2	27	13.5	22	0	R.Taylor	1	0	0	0.0	0	0		
K.Ogletree	3	2	20	10.0	11	0									
P.Edwards	5	2	16	8.0	8	0									
Total	40	25	262	10.5	25	1	Total	29	20	274	13.7	83	1		

INTERCEPTIONS							INTERCEPTIONS						
	NO	YDS	AVG	LG	TD		NO	YDS	AVG	LG	TD		
Total	0	0	0	0	0	Total	0	0	0	0	0		

PUNTING								PUNTING							
	NO	YDS	AVG	NET	TB	IN20	LG		NO	YDS	AVG	NET	TB	IN20	LG
S.Martin	6	311	51.8	42.8	2	2	58	T.Masthay	3	141	47.0	33.7	2	1	60
Total	6	311	51.8	42.8	2	2	58	Total	3	141	47.0	33.7	2	1	60

PUNT RETURNS								PUNT RETURNS							
	NO	YDS	AVG	FC	LG	TD		NO	YDS	AVG	FC	LG	TD		
M.Spurlock	0	0	0.0	1	0	0	M.Hyde	2	7	3.5	0	5	0		
[TOUCHBACK]	2	0	0.0	0	0	0	R.Cobb	2	7	3.5	0	7	0		
							[TOUCHBACK]	2	0	0.0	0	0	0		
Total	0	0	0.0	1	0	0	Total	4	14	3.5	0	7	0		

KICKOFF RETURNS								KICKOFF RETURNS							
	NO	YDS	AVG	FC	LG	TD		NO	YDS	AVG	FC	LG	TD		
M.Spurlock	2	40	20.0	0	23	0	[TOUCHBACK]	2	0	0.0	0	0	0		
[TOUCHBACK]	5	0	0.0	0	0	0	Total	0	0	0.0	0	0	0		
Total	2	40	20.0	0	23	0									

Detroit Lions

FUMBLES	FUM	LOST	OWN-REC	YDS	TD	FORCED	OPP-REC	YDS	TD	OUT-BDS
M.Stafford	1	0	0	0	0	0	0	0	0	0
R.Reiff	0	0	1	0	0	0	0	0	0	0
E.Ansah	0	0	0	0	0	1	0	0	0	0
Total	1	0	1	0	0	1	0	0	0	0

Green Bay Packers

FUMBLES	FUM	LOST	OWN-REC	YDS	TD	FORCED	OPP-REC	YDS	TD	OUT-BDS
A.Rodgers	1	0	1	-6	0	0	0	0	0	0
J.Franklin	1	0	0	0	0	0	0	0	0	0
E.Lacy	0	0	1	0	0	0	0	0	0	0
N.Perry	0	0	0	0	0	1	0	0	0	0
Total	2	0	2	-6	0	1	0	0	0	0

Detroit Lions vs Green Bay Packers
10/6/2013 at Lambeau Field

Final Team Statistics

	Visitor Lions	Home Packers
TOTAL FIRST DOWNS	19	16
By Rushing	5	3
By Passing	12	11
By Penalty	2	2
THIRD DOWN EFFICIENCY	7-15-47%	7-16-44%
FOURTH DOWN EFFICIENCY	0-1-0%	0-0-0%
TOTAL NET YARDS	286	449
Total Offensive Plays (inc. times thrown passing)	64	64
Average gain per offensive play	4.5	7.0
NET YARDS RUSHING	64	180
Total Rushing Plays	19	33
Average gain per rushing play	3.4	5.5
Tackles for a loss-number and yards	2-7	2-6
NET YARDS PASSING	222	269
Times thrown - yards lost attempting to pass	5-40	1-5
Gross yards passing	262	274
PASS ATTEMPTS-COMPLETIONS-HAD INTERCEPTED	40-25-0	30-20-0
Avg gain per pass play (inc.# thrown passing)	4.9	8.7
KICKOFFS Number-In End Zone-Touchbacks	3-2-2	7-7-5
PUNTS Number and Average	6-51.8	3-47.0
Had Blocked	0	0
FGs - PATs Had Blocked	0-0	0-0
Net Punting Average	42.8	33.7
TOTAL RETURN YARDAGE (Not Including Kickoffs)	0	14
No. and Yards Punt Returns	0-0	4-14
No. and Yards Kickoff Returns	2-40	0-0
No. and Yards Interception Returns	0-0	0-0
PENALTIES Number and Yards	7-50	10-72
FUMBLES Number and Lost	1-0	2-0
TOUCHDOWNS	1	1
Rushing	0	0
Passing	1	1
EXTRA POINTS Made-Attempts	0-1	1-1
Kicking Made-Attempts	0-0	1-1
Passing Made-Attempts	0-1	0-0
FIELD GOALS Made-Attempts	1-1	5-5
RED ZONE EFFICIENCY	1-1-100%	0-2-0%
GOAL TO GO EFFICIENCY	0-0-0%	0-1-0%
SAFETIES	0	0
FINAL SCORE	9	22
TIME OF POSSESSION	27:41	32:19

Detroit Lions vs Green Bay Packers
10/6/2013 at Lambeau Field

Ball Possession And Drive Chart

Detroit Lions

#	Time Recd	Time Lost	Time Poss	How Ball Obtained	Drive Began	# Play	Yds Gain	Yds Pen	Net Yds	1st Down	Last Scrm	How Given Up
1	15:00	9:14	5:46	Kickoff	DET 20	9	35	0	35	3	GB 45	Punt
2	1:24	0:14	1:10	Kickoff	DET 21	3	-4	0	-4	0	DET 17	Punt
3	11:19	8:52	2:27	Kickoff	DET 20	4	19	-5	14	1	DET 34	Punt
4	3:47	0:15	3:32	Punt	DET 11	13	64	-10	54	3	GB 35	Field Goal
5	12:35	7:24	5:11	Punt	DET 20	8	24	-5	19	2	DET 39	Punt
6	5:04	4:06	0:58	Kickoff	DET 20	3	3	0	3	0	DET 23	Punt
7	3:12	14:51	3:21	Kickoff	DET 20	6	29	5	34	3	GB 46	Punt
8	10:16	7:01	3:15	Kickoff	DET 20	10	50	0	50	3	GB 30	Downs
9	3:50	2:06	1:44	Kickoff	DET 20	8	67	13	80	4	* GB 13	Touchdown
10	0:17	0:00	0:17	Punt	DET 10	1	-1	0	-1	0	DET 10	End of Game

(182) Average DET 18

Green Bay Packers

#	Time Recd	Time Lost	Time Poss	How Ball Obtained	Drive Began	# Play	Yds Gain	Yds Pen	Net Yds	1st Down	Last Scrm	How Given Up
1	9:14	1:24	7:50	Punt	GB 20	15	62	10	72	5	* DET 8	Field Goal
2	0:14	11:19	3:55	Punt	GB 30	12	31	5	36	3	DET 34	Field Goal
3	8:52	3:47	5:05	Punt	GB 4	9	44	0	44	2	GB 48	Punt
4	0:15	0:00	0:15	Kickoff	GB 20	1	1	0	1	0	GB 20	End of Half
5	15:00	12:35	2:25	Kickoff	GB 20	5	25	-5	20	1	GB 40	Punt
6	7:24	5:04	2:20	Punt	GB 11	5	76	0	76	1	* DET 13	Field Goal
7	4:06	3:12	0:54	Punt	GB 22	2	88	-10	78	1	GB 17	Touchdown
8	14:51	10:16	4:35	Punt	GB 20	9	56	0	56	2	DET 24	Field Goal
9	7:01	3:50	3:11	Downs	GB 30	7	48	-5	43	1	DET 27	Field Goal
10	2:06	0:17	1:49	Kickoff	DET 42	4	12	-10	2	0	DET 40	Punt

(235) Average GB 24

* inside opponent's 20

Time of Possession by Quarter

	1st	2nd	3rd	4th	OT	Total
Visitor Detroit Lions	6:56	5:59	9:21	5:25		27:41
Home Green Bay Packers	8:04	9:01	5:39	9:35		32:19

Kickoff Drive No.-Start Average

Lions: 7 - DET 20 Packers: 2 - GB 20

First Quarter

10/6/2013

Play By Play

GB wins the coin toss and elects to defer. DET elects to Receive, and GB elects to defend the south goal.

T.Masthay kicks 68 yards from GB 35 to DET -3. M.Spurlock to DET 20 for 23 yards (A.Mulumba).

Detroit Lions at 15:00, (1st play from scrimmage 14:55)

1-10-DET 20	(14:55) (Shotgun) J.Bell left guard to DET 29 for 9 yards (A.Hawk, M.Burnett).	
2-1-DET 29	(14:12) (Shotgun) M.Stafford pass short right to R.Bush to DET 35 for 6 yards (D.House).	P1
<u>1-10-DET 35</u>	(13:37) (Shotgun) M.Stafford pass short left to P.Edwards pushed ob at DET 43 for 8 yards (M.Burnett).	
2-2-DET 43	(13:01) (Shotgun) R.Bush up the middle to DET 43 for no gain (A.Hawk).	
3-2-DET 43	(12:14) J.Bell right tackle to DET 47 for 4 yards (B.Jones).	R2
<u>1-10-DET 47</u>	(11:33) (Shotgun) M.Stafford pass short right to K.Ogletree to GB 42 for 11 yards (D.House).	P3
<u>1-10-GB 42</u>	(10:51) (Shotgun) M.Stafford sacked at GB 48 for -6 yards (B.Jones).	
2-16-GB 48	(10:11) (Shotgun) M.Stafford pass incomplete short middle to R.Bush.	
3-16-GB 48	(10:08) (Shotgun) M.Stafford pass short right to J.Bell to GB 45 for 3 yards (N.Perry).	
4-13-GB 45	(9:22) S.Martin punts 45 yards to end zone, Center-D.Muhlbach, Touchback.	

Green Bay Packers at 9:14

1-10-GB 20	(9:14) (Shotgun) A.Rodgers pass short middle to R.Cobb to GB 31 for 11 yards (G.Quin).	P1
<u>1-10-GB 31</u>	(8:51) (No Huddle, Shotgun) E.Lacy left tackle to GB 35 for 4 yards (D.Levy, W.Young).	
2-6-GB 35	(8:21) (No Huddle, Shotgun) E.Lacy left guard to GB 39 for 4 yards (L.Delmas; S.Tulloch).	
3-2-GB 39	(7:46) (No Huddle, Shotgun) PENALTY on GB-R.Cobb, False Start, 5 yards, enforced at GB 39 - No Play.	
3-7-GB 34	(7:26) (Shotgun) A.Rodgers pass incomplete deep middle to J.Nelson. <i>PENALTY on DET-N.Suh, Tripping, 10 yards, enforced at GB 34 - No Play.</i>	X2
<u>1-10-GB 44</u>	(7:17) A.Rodgers pass short right to R.Cobb to GB 41 for -3 yards (D.Bentley).	
2-13-GB 41	(6:51) E.Lacy up the middle to GB 46 for 5 yards (G.Quin).	
3-8-GB 46	(6:19) (No Huddle, Shotgun) PENALTY on DET-E.Ansah, Neutral Zone Infraction, 5 yards, enforced at GB 46 - No Play.	
3-3-DET 49	(5:55) (Shotgun) A.Rodgers pass short right to J.Jones pushed ob at DET 45 for 4 yards (C.Houston).	P3
<u>1-10-DET 45</u>	(5:32) (No Huddle, Shotgun) A.Rodgers pass short middle to J.Finley to DET 44 for 1 yard (D.Bentley).	
2-9-DET 44	(5:03) (No Huddle, Shotgun) E.Lacy left tackle to DET 41 for 3 yards (D.Taylor).	
3-6-DET 41	(4:25) (No Huddle, Shotgun) A.Rodgers pass deep right to R.Cobb to DET 19 for 22 yards (G.Quin).	P4
<u>1-10-DET 19</u>	(3:45) (No Huddle, Shotgun) E.Lacy up the middle to DET 12 for 7 yards (D.Levy).	
2-3-DET 12	(3:18) (No Huddle, Shotgun) A.Rodgers pass short middle to J.Nelson to DET 4 for 8 yards (R.Mathis).	P5
<u>1-4-DET 4</u>	(2:45) (No Huddle, Shotgun) A.Rodgers sacked at DET 9 for -5 yards (E.Ansah).	
2-9-DET 9	(2:14) (No Huddle, Shotgun) A.Rodgers pass short left to J.Jones pushed ob at DET 8 for 1 yard (D.Levy).	
3-8-DET 8	(1:35) (No Huddle, Shotgun) A.Rodgers pass incomplete short right to R.Cobb.	
4-8-DET 8	(1:28) M.Crosby 26 yard field goal is GOOD, Center-B.Goode, Holder-T.Masthay.	

DET 0 GB 3, 15 plays, 72 yards, 2 penalties, 7:50 drive, 13:36 elapsed

T.Masthay kicks 66 yards from GB 35 to DET -1. M.Spurlock to DET 16 for 17 yards (J.McMillian).

PENALTY on GB-M.Jennings, Illegal Formation, 5 yards, enforced at DET 16.

Detroit Lions at 1:24, (1st play from scrimmage 1:18)

1-10-DET 21	(1:18) R.Bush left end to DET 17 for -4 yards (B.Jones, M.Neal).
2-14-DET 17	(:35) (Shotgun) M.Stafford pass incomplete short left to P.Edwards.
3-14-DET 17	(:31) (Shotgun) M.Stafford pass incomplete deep right to T.Scheffler.
4-14-DET 17	(:25) S.Martin punts 58 yards to GB 25, Center-D.Muhlbach. M.Hyde to GB 30 for 5 yards (D.Gomes).

Green Bay Packers at 0:14

1-10-GB 30	(:14) (Shotgun) E.Lacy right tackle to GB 33 for 3 yards (S.Tulloch; D.Levy).
------------	---

END OF QUARTER

	Score	Time Poss	First Downs				Efficiencies	
			R	P	X	T	3 Down	4 Down
Detroit Lions	0	6:56	1	2	0	3	1/3	0/0
Green Bay Packers	3	8:04	0	4	1	5	2/3	0/0

Second Quarter

10/6/2013

Play By Play

Green Bay Packers continued.

2-7-GB 33	(15:00) (Shotgun) E.Lacy left tackle to GB 37 for 4 yards (S.Tulloch; D.Levy).	
3-3-GB 37	(14:31) (No Huddle, Shotgun) E.Lacy left tackle to GB 41 for 4 yards (S.Tulloch, C.Houston).	R6
<u>1-10-GB 41</u>	(13:57) (No Huddle, Shotgun) E.Lacy left end to GB 44 for 3 yards (L.Delmas).	
2-7-GB 44	(13:30) (No Huddle, Shotgun) A.Rodgers pass short left to J.Finley to DET 46 for 10 yards (D.Levy).	P7
<u>1-10-DET 46</u>	(12:55) (No Huddle) E.Lacy left guard to DET 40 for 6 yards (D.Taylor).	
2-4-DET 40	(12:23) (No Huddle, Shotgun) A.Rodgers pass incomplete short right to R.Cobb.	
3-4-DET 40	(12:18) (No Huddle, Shotgun) A.Rodgers pass incomplete deep right to J.Jones.	
4-4-DET 40	(12:13) (No Huddle, Shotgun) A.Rodgers pass incomplete short middle to J.Finley. <i>PENALTY on DET-D.Bentley, Defensive Holding, 5 yards, enforced at DET 40 - No Play.</i>	X8
<u>1-10-DET 35</u>	(12:07) (No Huddle, Shotgun) J.Franklin left guard to DET 34 for 1 yard (S.Tulloch).	
2-9-DET 34	(11:34) (No Huddle, Shotgun) A.Rodgers pass incomplete deep middle to R.Taylor.	
3-9-DET 34	(11:29) (No Huddle, Shotgun) A.Rodgers pass incomplete deep middle to R.Cobb.	
4-9-DET 34	(11:24) M.Crosby 52 yard field goal is GOOD, Center-B.Goode, Holder-T.Masthay.	

DET 0 GB 6, 12 plays, 36 yards, 1 penalty, 3:55 drive, 3:41 elapsed
--

T.Masthay kicks 74 yards from GB 35 to DET -9. M.Spurlock, Touchback.

Detroit Lions at 11:19

1-10-DET 20	(11:19) M.Stafford pass short right to T.Scheffler to DET 35 for 15 yards (S.Shields).	P4
<u>1-10-DET 35</u>	(10:42) R.Bush up the middle to DET 35 for no gain (M.Daniels; A.Hawk).	
2-10-DET 35	(9:59) (Shotgun) R.Bush left guard to DET 39 for 4 yards (C.Matthews; J.Jolly).	
3-6-DET 39	(9:13) (Shotgun) M.Stafford pass incomplete short middle to K.Ogletree.	
4-6-DET 39	<i>(9:04) (Punt formation) PENALTY on DET-S.Martin, Delay of Game, 5 yards, enforced at DET 39 - No Play.</i>	
4-11-DET 34	(9:04) S.Martin punts 58 yards to GB 8, Center-D.Muhlbach. R.Cobb to GB 8 for no gain (D.Carey). DET-A.Palmer was injured during the play. <i>PENALTY on GB-A.Mulumba, Offensive Holding, 4 yards, enforced at GB 8.</i>	

Green Bay Packers at 8:52

1-10-GB 4	(8:52) A.Rodgers scrambles right guard to GB 5 for 1 yard (C.Mosley).	
2-9-GB 5	(8:14) J.Franklin left end to GB 8 for 3 yards (L.Delmas).	
3-6-GB 8	(7:36) (Shotgun) A.Rodgers pass short right to J.Nelson to GB 19 for 11 yards (R.Mathis).	P9
<u>1-10-GB 19</u>	(7:06) (No Huddle, Shotgun) J.Franklin up the middle to GB 18 for -1 yards (E.Ansah). FUMBLES (E.Ansah), recovered by GB-A.Rodgers at GB 12. A.Rodgers to GB 16 for 4 yards (D.Levy).	
2-13-GB 16	(6:34) (No Huddle, Shotgun) A.Rodgers pass short right to E.Lacy to GB 14 for -2 yards (D.Levy).	
3-15-GB 14	(5:53) (No Huddle, Shotgun) A.Rodgers pass deep right to J.Nelson to GB 39 for 25 yards (G.Quin).	P10
<u>1-10-GB 39</u>	(5:12) (No Huddle, Shotgun) E.Lacy right end to GB 47 for 8 yards (S.Tulloch).	
2-2-GB 47	(4:44) (No Huddle, Shotgun) E.Lacy right tackle to GB 48 for 1 yard (C.Mosley).	
3-1-GB 48	(3:59) (Shotgun) A.Rodgers pass incomplete short left to R.Cobb (D.Levy).	
4-1-GB 48	(3:55) T.Masthay punts 41 yards to DET 11, Center-B.Goode, fair catch by M.Spurlock.	

Detroit Lions at 3:47

1-10-DET 11	(3:47) (Shotgun) M.Stafford pass short left to R.Bush to DET 15 for 4 yards (T.Williams; M.Burnett).	
2-6-DET 15	(3:04) R.Bush up the middle to DET 20 for 5 yards (C.Matthews).	
3-1-DET 20	(2:22) J.Bell left guard to DET 23 for 3 yards (M.Neal, A.Hawk).	R5

Two-Minute Warning

<u>1-10-DET 23</u>	(2:00) (Shotgun) R.Bush right tackle to DET 27 for 4 yards (A.Hawk). Timeout #1 by GB at 01:54.	
2-6-DET 27	(1:54) (Shotgun) M.Stafford sacked at DET 23 for -4 yards (M.Neal). Timeout #2 by GB at 01:48.	
3-10-DET 23	(1:48) (Shotgun) M.Stafford pass deep middle to R.Broyles to DET 45 for 22 yards (M.Burnett).	P6
<u>1-10-DET 45</u>	(1:24) (No Huddle, Shotgun) M.Stafford pass incomplete short middle to R.Bush.	
2-10-DET 45	(1:19) (Shotgun) M.Stafford pass incomplete short middle to P.Edwards.	
3-10-DET 45	(1:15) (Shotgun) M.Stafford pass short left to B.Pettigrew to GB 30 for 25 yards (D.House). Timeout #1 by DET at 01:05.	P7
<u>1-10-GB 30</u>	(1:05) (Shotgun) M.Stafford pass short left to R.Broyles to GB 25 for 5 yards (J.McMillian).	

Detroit Lions vs Green Bay Packers at Lambeau Field

- 2-5-GB 25 (:39) (No Huddle, Shotgun) M.Stafford pass incomplete deep middle to K.Durham.
- 3-5-GB 25 (:35) (Shotgun) M.Stafford left end pushed ob at GB 15 for 10 yards (A.Hawk).
PENALTY on DET-R.Reiff, Offensive Holding, 10 yards, enforced at GB 25 - No Play.
- 3-15-GB 35 (:27) (Shotgun) M.Stafford pass incomplete deep right to K.Durham (T.Williams) [J.McMillian].
- 4-15-GB 35 (:20) **D.Akers 53 yard field goal is GOOD, Center-D.Muhlbach, Holder-S.Martin.**

DET 3 GB 6, 13 plays, 54 yards, 3:32 drive, 14:45 elapsed
--

S.Martin kicks 65 yards from DET 35 to end zone, Touchback.

Green Bay Packers at 0:15

- 1-10-GB 20 (:15) (Shotgun) E.Lacy left guard to GB 21 for 1 yard (N.Suh).

END OF QUARTER

	Score	Time Poss	First Downs				Efficiencies	
			R	P	X	T	3 Down	4 Down
Detroit Lions	3	5:59	1	3	0	4	3/5	0/0
Green Bay Packers	6	9:01	1	3	1	5	3/6	0/0

Third Quarter

10/6/2013

Play By Play

GB elects to Receive, and DET elects to defend the South goal.

S.Martin kicks 65 yards from DET 35 to end zone, Touchback.

Green Bay Packers at 15:00

- 1-10-GB 20 (15:00) E.Lacy up the middle to GB 29 for 9 yards (L.Delmas).
- 2-1-GB 29 (14:28) (No Huddle, Shotgun) A.Rodgers pass short left to J.Finley to GB 36 for 7 yards (L.Delmas). P11
- 1-10-GB 36 (14:01) (No Huddle, Shotgun) E.Lacy up the middle to GB 39 for 3 yards (D.Levy; N.Suh).
- 2-7-GB 39 (14:01) (No Huddle, Shotgun) *PENALTY on GB-D.Barclay, False Start, 5 yards, enforced at GB 39 - No Play.*
- 2-12-GB 34 (13:16) (No Huddle, Shotgun) A.Rodgers pass short right to J.Finley to GB 40 for 6 yards (G.Quin).
- 3-6-GB 40 (12:48) (No Huddle, Shotgun) A.Rodgers pass incomplete short right.
- 4-6-GB 40 (12:43) T.Masthay punts 60 yards to end zone, Center-B.Goode, Touchback.

Detroit Lions at 12:35

- 1-10-DET 20 (12:35) (Shotgun) M.Stafford pass short left to K.Ogletree to DET 29 for 9 yards (D.House).
- 2-1-DET 29 (11:59) (Shotgun) R.Bush right tackle to DET 31 for 2 yards (C.Matthews). R8
- 1-10-DET 31 (11:14) (Shotgun) M.Stafford pass short left to T.Scheffler to DET 35 for 4 yards (M.Burnett).
- 2-6-DET 35 (10:35) (Shotgun) J.Bell right tackle to DET 37 for 2 yards (M.Neal).
- 3-4-DET 37 (9:50) (Shotgun) M.Stafford pass short right to R.Bush pushed ob at DET 47 for 10 yards (J.McMillian). P9
- 1-10-DET 47 (9:20) R.Bush left guard to DET 47 for no gain (C.Matthews).
- 2-10-DET 47 (8:32) (Shotgun) *PENALTY on DET-M.Stafford, Delay of Game, 5 yards, enforced at DET 47 - No Play.*
- 2-15-DET 42 (8:12) (Shotgun) M.Stafford sacked at DET 35 for -7 yards (N.Perry).
- 3-22-DET 35 (7:40) (Shotgun) M.Stafford pass short middle to J.Bell to DET 39 for 4 yards (A.Hawk).
Penalty on DET-J.Fox, Ineligible Downfield Pass, declined.
- 4-18-DET 39 (7:34) S.Martin punts 57 yards to GB 4, Center-D.Muhlbach. R.Cobb to GB 11 for 7 yards (T.Whitehead; J.Wendling).

Green Bay Packers at 7:24

- 1-10-GB 11 (7:24) (Shotgun) R.Cobb left end to DET 22 for 67 yards (S.Tulloch). R12
- 1-10-DET 22 (6:32) (No Huddle, Shotgun) R.Cobb right end to DET 17 for 5 yards (R.Mathis).
- 2-5-DET 17 (5:58) (No Huddle, Shotgun) A.Rodgers pass short right to J.Finley to DET 13 for 4 yards (G.Quin).
Timeout #1 by GB at 05:13.
- 3-1-DET 13 (5:13) A.Rodgers pass incomplete short right to J.Nelson.
- 4-1-DET 13 (5:07) **M.Crosby 31 yard field goal is GOOD, Center-B.Goode, Holder-T.Masthay.**

DET 3 GB 9, 5 plays, 76 yards, 2:20 drive, 9:56 elapsed

T.Masthay kicks 65 yards from GB 35 to end zone, Touchback.

Detroit Lions at 5:04

- 1-10-DET 20 (5:04) R.Bush right tackle to DET 23 for 3 yards (N.Perry).
- 2-7-DET 23 (4:23) (Shotgun) M.Stafford pass incomplete short middle to B.Pettigrew.
- 3-7-DET 23 (4:19) (Shotgun) M.Stafford pass incomplete short middle to K.Durham.
- 4-7-DET 23 (4:15) S.Martin punts 47 yards to GB 30, Center-D.Muhlbach. M.Hyde to GB 32 for 2 yards (D.Carey).
PENALTY on GB-D.House, Offensive Holding, 10 yards, enforced at GB 32.

Green Bay Packers at 4:06

- 1-10-GB 22 (4:06) (Shotgun) A.Rodgers pass incomplete deep right to J.Jones.
PENALTY on GB-D.Bakhtiari, Offensive Holding, 10 yards, enforced at GB 22 - No Play.
- 1-20-GB 12 (3:58) (Shotgun) A.Rodgers pass short right to R.Cobb to GB 17 for 5 yards (D.Levy).
- 2-15-GB 17 (3:23) (No Huddle, Shotgun) **A.Rodgers pass deep left to J.Jones for 83 yards, TOUCHDOWN.** P13
M.Crosby extra point is GOOD, Center-B.Goode, Holder-T.Masthay.

DET 3 GB 16, 2 plays, 78 yards, 0:54 drive, 11:48 elapsed

T.Masthay kicks 65 yards from GB 35 to end zone, Touchback.

Detroit Lions at 3:12

- 1-10-DET 20 (3:12) (Shotgun) R.Bush left end to DET 40 for 20 yards (M.Jennings). R10
- 1-10-DET 40 (2:25) (Shotgun) M.Stafford pass short right to K.Durham to DET 48 for 8 yards (T.Williams).
- 2-2-DET 48 (1:52) (Shotgun) R.Bush right end to GB 40 for 12 yards (M.Neal). GB-R.Francois was injured during the play. R11
- 1-10-GB 40 (1:16) M.Stafford pass incomplete deep right to K.Ogletree.

Detroit Lions vs Green Bay Packers at Lambeau Field

PENALTY on GB-S.Shields, Illegal Contact, 5 yards, enforced at GB 40 - No Play.

- 1-10-GB 35 (1:10) R.Bush left guard to GB 34 for 1 yard (J.Jolly).
- 2-9-GB 34 (:30) (Shotgun) M.Stafford pass incomplete deep middle to P.Edwards (M.Burnett).
- 3-9-GB 34 (:24) (Shotgun) M.Stafford sacked at GB 46 for -12 yards (C.Matthews).

END OF QUARTER

	Score	Time Poss	First Downs				Efficiencies	
			R	P	X	T	3 Down	4 Down
Detroit Lions	3	9:21	3	1	1	5	1/4	0/0
Green Bay Packers	16	5:39	1	2	0	3	0/2	0/0

Fourth Quarter

10/6/2013

Play By Play

Detroit Lions continued.

4-21-GB 46 (15:00) S.Martin punts 46 yards to end zone, Center-D.Muhlbach, Touchback.

Green Bay Packers at 14:51

1-10-GB 20 (14:51) E.Lacy right guard to GB 27 for 7 yards (D.Levy, S.Tulloch).

2-3-GB 27 (14:15) (No Huddle) A.Rodgers pass deep right to J.Nelson ran ob at DET 42 for 31 yards (R.Mathis). P14

1-10-DET 42 (13:58) E.Lacy right end to DET 39 for 3 yards (R.Mathis).

2-7-DET 39 (13:22) (No Huddle, Shotgun) A.Rodgers up the middle to DET 37 for 2 yards (W.Young).

3-5-DET 37 (12:39) (No Huddle, Shotgun) A.Rodgers right end to DET 31 for 6 yards (S.Tulloch). R15

1-10-DET 31 (11:51) (No Huddle) E.Lacy right tackle to DET 28 for 3 yards (S.Tulloch, I.Idonije).

Timeout #2 by GB at 11:03.

2-7-DET 28 (11:03) (Shotgun) A.Rodgers pass incomplete short right to J.Nelson.

3-7-DET 28 (11:00) (No Huddle, Shotgun) A.Rodgers pass short right to J.Finley to DET 24 for 4 yards (D.Levy).

4-3-DET 24 **(10:19) M.Crosby 42 yard field goal is GOOD, Center-B.Goode, Holder-T.Masthay.**

DET 3 GB 19, 9 plays, 56 yards, 4:35 drive, 4:44 elapsed

T.Masthay kicks 74 yards from GB 35 to DET -9. M.Spurlock, Touchback.

Detroit Lions at 10:16

1-10-DET 20 (10:16) (Shotgun) R.Bush right end to DET 17 for -3 yards (M.Jennings, M.Neal).

2-13-DET 17 (9:49) (No Huddle, Shotgun) M.Stafford pass short right to R.Bush pushed ob at DET 22 for 5 yards (D.House).

3-8-DET 22 (9:18) (No Huddle, Shotgun) M.Stafford pass short right to K.Durham to DET 31 for 9 yards (D.House). P13

1-10-DET 31 (8:49) (No Huddle, Shotgun) M.Stafford pass deep middle to B.Pettigrew to 50 for 19 yards (A.Hawk). P14

Penalty on GB-M.Daniels, Defensive Offside, declined.

1-10-50 (8:30) (No Huddle, Shotgun) J.Bell right tackle to GB 47 for 3 yards (J.Lattimore).

2-7-GB 47 (8:04) (No Huddle, Shotgun) M.Stafford pass short right to B.Pettigrew pushed ob at GB 37 for 10 yards (M.Jennings). P15

1-10-GB 37 (7:45) (No Huddle, Shotgun) M.Stafford pass short middle to J.Bell to GB 30 for 7 yards (T.Williams).

2-3-GB 30 (7:16) (No Huddle, Shotgun) M.Stafford pass incomplete deep right to K.Durham.

3-3-GB 30 (7:11) (Shotgun) M.Stafford pass incomplete short right to T.Scheffler.

4-3-GB 30 (7:05) (Shotgun) M.Stafford pass incomplete short middle to K.Durham.

Green Bay Packers at 7:01

1-10-GB 30 (7:01) E.Lacy left tackle to GB 30 for no gain (N.Suh).

2-10-GB 30 (6:22) A.Rodgers pass short right to J.Nelson to GB 37 for 7 yards (R.Mathis).

3-3-GB 37 (5:39) (No Huddle, Shotgun) A.Rodgers pass deep right to J.Jones to DET 24 for 39 yards (C.Houston). P16

Penalty on DET-C.Houston, Defensive Pass Interference, declined.

1-10-DET 24 (5:12) (Shotgun) *PENALTY on GB-A.Rodgers, Delay of Game, 5 yards, enforced at DET 24 - No Play.*

1-15-DET 29 (4:50) (Shotgun) E.Lacy right end to DET 21 for 8 yards (S.Tulloch).

2-7-DET 21 (4:05) A.Rodgers FUMBLES (Aborted) at DET 27, recovered by GB-E.Lacy at DET 27. E.Lacy to DET 27 for no gain (D.Levy).

Timeout #1 by DET at 03:59.

3-13-DET 27 (3:59) (Shotgun) A.Rodgers pass deep left to J.Jones for 27 yards, TOUCHDOWN.

The Replay Assistant challenged the runner was in bounds ruling, and the play was REVERSED.

(Shotgun) A.Rodgers pass incomplete deep left to J.Jones.

4-13-DET 27 **(3:54) M.Crosby 45 yard field goal is GOOD, Center-B.Goode, Holder-T.Masthay.**

DET 3 GB 22, 7 plays, 43 yards, 3:11 drive, 11:10 elapsed

T.Masthay kicks 65 yards from GB 35 to end zone, Touchback.

Detroit Lions at 3:50

1-10-DET 20 (3:50) (Shotgun) M.Stafford pass short right to B.Pettigrew pushed ob at DET 25 for 5 yards (A.Hawk). GB-N.Perry was injured during the play.

2-5-DET 25 (3:43) (No Huddle, Shotgun) M.Stafford pass short middle to J.Bell to DET 41 for 16 yards (T.Williams, A.Mulumba). P16

1-10-DET 41 (3:18) (No Huddle, Shotgun) M.Stafford pass short left to P.Edwards to DET 49 for 8 yards (S.Shields).

2-2-DET 49 (2:56) (No Huddle, Shotgun) M.Stafford pass incomplete short middle to T.Scheffler (A.Hawk).

3-2-DET 49 (2:51) (Shotgun) M.Stafford pass short right to T.Scheffler to GB 34 for 17 yards (A.Mulumba; T.Williams). P17

1-10-GB 34 (2:24) (No Huddle, Shotgun) M.Stafford sacked at GB 43 for -9 yards (N.Perry). FUMBLES (N.Perry), recovered by DET-R.Reiff at GB 45. R.Reiff to GB 45 for no gain (N.Perry).

Timeout #2 by DET at 02:17.

2-21-GB 45 (2:17) (Shotgun) M.Stafford pass deep middle to T.Scheffler to GB 26 for 19 yards (A.Hawk).

Detroit Lions vs Green Bay Packers at Lambeau Field

PENALTY on GB-J.McMillian, Unnecessary Roughness, 13 yards, enforced at GB 26.

X18

1-10-GB 13

(2:10) (Shotgun) M.Stafford pass short middle to K.Durham for 13 yards, TOUCHDOWN.

P19

TWO-POINT CONVERSION ATTEMPT. M.Stafford pass to K.Durham is incomplete. ATTEMPT FAILS.

DET 9 GB 22, 8 plays, 80 yards, 1 penalty, 1:44 drive, 12:54 elapsed

(Onside Kick formation) D.Akers kicks onside 7 yards from DET 35 to DET 42. J.Nelson (didn't try to advance) to DET 42 for no gain.

Green Bay Packers at 2:06, (1st play from scrimmage 2:04)

1-10-DET 42 (2:04) E.Lacy right end pushed ob at DET 29 for 13 yards (D.Levy).

PENALTY on GB-J.Boykin, Offensive Holding, 10 yards, enforced at DET 29.

Two-Minute Warning

1-7-DET 39 (1:54) E.Lacy right end to DET 42 for -3 yards (N.Suh).

2-10-DET 42 (1:10) E.Lacy right guard to DET 39 for 3 yards (N.Fairley).

3-7-DET 39 (:26) A.Rodgers kneels to DET 40 for -1 yards.

Timeout #3 by DET at 00:24.

4-8-DET 40 (:24) T.Masthay punts 40 yards to end zone, Center-B.Goode, Touchback.

PENALTY on DET-T.Whitehead, Unnecessary Roughness, 10 yards, enforced at DET 20.

Detroit Lions at 0:17

1-10-DET 10 (:17) M.Stafford kneels to DET 9 for -1 yards.

END OF QUARTER

	Score	Time Poss	First Downs				Efficiencies	
			R	P	X	T	3 Down	4 Down
Detroit Lions	9	5:25	0	6	1	7	2/3	0/1
Green Bay Packers	22	9:35	1	2	0	3	2/5	0/0

Miscellaneous Statistics Report

Detroit Lions vs Green Bay Packers
10/6/2013 at Lambeau Field

Ten Longest Plays for Detroit Lions

Yards	Qtr	Play Start	Play Description
32	4	2-21-GB 45	(2:17) (Shotgun) M.Stafford pass deep middle to T.Scheffler to GB 26 for 19 yards (A.Hawk). PENALTY on GB-J.McMillian, Unnecessary Roughness, 13 yards, enforced at GB 26.
25	2	3-10-DET 45	(1:15) (Shotgun) M.Stafford pass short left to B.Pettigrew to GB 30 for 25 yards (D.House).
22	2	3-10-DET 23	(1:48) (Shotgun) M.Stafford pass deep middle to R.Broyles to DET 45 for 22 yards (M.Burnett).
20	3	1-10-DET 20	(3:12) (Shotgun) R.Bush left end to DET 40 for 20 yards (M.Jennings).
19	4	1-10-DET 31	(8:49) (No Huddle, Shotgun) M.Stafford pass deep middle to B.Pettigrew to 50 for 19 yards (A.Hawk). Penalty on GB-M.Daniels, Defensive Offside, declined.
17	4	3-2-DET 49	(2:51) (Shotgun) M.Stafford pass short right to T.Scheffler to GB 34 for 17 yards (A.Mulumba; T.Williams).
16	4	2-5-DET 25	(3:43) (No Huddle, Shotgun) M.Stafford pass short middle to J.Bell to DET 41 for 16 yards (T.Williams, A.Mulumba).
15	2	1-10-DET 20	(11:19) M.Stafford pass short right to T.Scheffler to DET 35 for 15 yards (S.Shields).
13	4	1-10-GB 13	(2:10) (Shotgun) M.Stafford pass short middle to K.Durham for 13 yards, TOUCHDOWN.
12	3	2-2-DET 48	(1:52) (Shotgun) R.Bush right end to GB 40 for 12 yards (M.Neal). GB-R.Francois was injured during the play.

Ten Longest Plays for Green Bay Packers

Yards	Qtr	Play Start	Play Description
83	3	2-15-GB 17	(3:23) (No Huddle, Shotgun) A.Rodgers pass deep left to J.Jones for 83 yards, TOUCHDOWN.
67	3	1-10-GB 11	(7:24) (Shotgun) R.Cobb left end to DET 22 for 67 yards (S.Tulloch).
39	4	3-3-GB 37	(5:39) (No Huddle, Shotgun) A.Rodgers pass deep right to J.Jones to DET 24 for 39 yards (C.Houston).
31	4	2-3-GB 27	(14:15) (No Huddle) A.Rodgers pass deep right to J.Nelson ran ob at DET 42 for 31 yards (R.Mathis).
25	2	3-15-GB 14	(5:53) (No Huddle, Shotgun) A.Rodgers pass deep right to J.Nelson to GB 39 for 25 yards (G.Quin).
22	1	3-6-DET 41	(4:25) (No Huddle, Shotgun) A.Rodgers pass deep right to R.Cobb to DET 19 for 22 yards (G.Quin).
11	1	1-10-GB 20	(9:14) (Shotgun) A.Rodgers pass short middle to R.Cobb to GB 31 for 11 yards (G.Quin).
11	2	3-6-GB 8	(7:36) (Shotgun) A.Rodgers pass short right to J.Nelson to GB 19 for 11 yards (R.Mathis).
10	2	2-7-GB 44	(13:30) (No Huddle, Shotgun) A.Rodgers pass short left to J.Finley to DET 46 for 10 yards (D.Levy).
9	3	1-10-GB 20	(15:00) E.Lacy up the middle to GB 29 for 9 yards (L.Delmas).

Touchdown Scoring Information

		Offense	Defense	Special Teams
VISITOR	Detroit Lions	1	0	0
HOME	Green Bay Packers	1	0	0

Player Scoring Information

Club	Player	TD	Rush TD	Rec TD	KO TD	Punt TD	Int TD	Fum TD	Misc TD	FG	XP	2Pt Rush	2Pt Rec	Sfty	Points
DET	K.Durham	0	0	1	0	0	0	0	0	0	0	0	0	0	6
DET	D.Akers	0	0	0	0	0	0	0	0	1	0	0	0	0	3
GB	M.Crosby	0	0	0	0	0	0	0	0	5	1	0	0	0	16
GB	J.Jones	0	0	1	0	0	0	0	0	0	0	0	0	0	6

Possession Detail

	First Half		Second Half		Game	
	Visitor	Home	Visitor	Home	Visitor	Home
Largest Lead	0	6	0	19	0	19
Drives Leading	0	3	0	6	0	9
Time of Possession Leading	0:00	9:15	0:00	15:14	0:00	24:29
Largest Deficit	-6	0	-19	0	-19	0
Drives Trailing	3	0	6	0	9	0
Time of Possession Trailing	7:09	0:00	14:46	0:00	21:55	0:00
Times Score Tied Up		0		0		0
Lead Changes		1		0		1

Playtime Percentage

Percent of playtime per player on offense, defense and special teams

Detroit Lions					Green Bay Packers								
		Offense	Defense	Special Teams			Offense	Defense	Special Teams				
D Raiola	C	67	100%	1	4%	J Sitton	G	67	100%	6	23%		
R Reiff	T	67	100%	1	4%	T Lang	G	67	100%	6	23%		
L Warford	G	67	100%	1	4%	D Barclay	T	67	100%	6	23%		
M Stafford	QB	67	100%			D Bakhtiari	T	67	100%	6	23%		
R Sims	G	67	100%			E Dietrich-Smith	C	67	100%				
K Durham	WR	66	99%			A Rodgers	QB	67	100%				
B Pettigrew	TE	64	96%	1	4%	R Cobb	WR	64	96%	5	19%		
P Edwards	WR	58	87%			J Nelson	WR	63	94%	1	4%		
R Bush	RB	41	61%			J Jones	WR	61	91%	1	4%		
J Fox	T	37	55%	1	4%	E Lacy	RB	54	81%				
J Bell	RB	32	48%	10	38%	J Finley	TE	45	67%				
T Scheffler	TE	31	46%			A Quarless	TE	27	40%	7	27%		
C Hilliard	T	30	45%	1	4%	R Taylor	TE	8	12%	17	65%		
R Broyles	WR	27	40%			J Franklin	RB	7	10%	3	12%		
J Fauria	TE	9	13%	2	8%	J Boykin	WR	6	9%	15	58%		
K Ogletree	WR	6	9%			M Jennings	SS		67	100%	17	65%	
D Gandy	G	1	1%	8	31%	T Williams	CB		67	100%	1	4%	
S Tulloch	LB		67	100%	7	27%	M Burnett	FS		67	100%		
D Levy	LB		67	100%	7	27%	S Shields	CB		67	100%		
G Quin	SS		67	100%	1	4%	D House	CB	62	93%	9	35%	
C Houston	CB		67	100%	1	4%	A Hawk	LB	62	93%	1	4%	
R Mathis	CB		67	100%	1	4%	M Neal	DE	45	67%	1	4%	
L Delmas	FS		67	100%			C Matthews	LB	42	63%			
D Bentley	CB	60	90%	11	42%	N Perry	LB	39	58%	1	4%		
N Suh	DT	51	76%	4	15%	B Raji	DT	35	52%				
N Fairley	DT	48	72%	5	19%	M Daniels	DE	30	45%	4	15%		
E Ansah	DE	48	72%			D Jones	DE	23	34%	1	4%		
W Young	DE	45	67%	6	23%	B Jones	LB	23	34%				
I Idonije	DE	24	36%	14	54%	J McMillian	SS	21	31%	14	54%		
C Mosley	DT	20	30%	4	15%	R Pickett	NT	21	31%				
D Taylor	DE	17	25%	6	23%	A Mulumba	LB	17	25%	18	69%		
A Fluellen	DT	15	22%	1	4%	J Jolly	DE	17	25%	2	8%		
A Palmer	LB	6	9%	23	88%	J Lattimore	LB	16	24%	18	69%		
R McIntosh	LB	1	1%	18	69%	R Francois	LB	12	18%	13	50%		
J Wendling	SS			24	92%	M Hyde	CB	4	6%	11	42%		
D Gomes	SS			23	88%	S Barrington	LB			18	69%		
M Spurlock	WR			19	73%	J Bush	CB			17	65%		
D Carey	FS			18	69%	T Masthay	P			16	62%		
T Whitehead	LB			18	69%	C Banjo	FS			11	42%		
T Lewis	LB			18	69%	M Hill	RB			10	38%		
S Martin	P			10	38%	B Goode	LS			9	35%		
D Slay	CB			8	31%	M Newhouse	T			6	23%		
D Muhlbach	LS			7	27%	M Crosby	K			6	23%		
T Riddick	RB			3	12%	L Taylor	G			6	23%		
D Akers	K			2	8%								

