



BROWNS



PACKERS

PACKERS WEEKLY MEDIA INFORMATION PACKET

CLEVELAND BROWNS VS GREEN BAY PACKERS
SUNDAY, OCTOBER 20, 2013 @ 3:25 PM CDT - LAMBEAU FIELD



THE DOPE SHEET

OFFICIAL PROGRAM AND PUBLICATION, ACME-PACKERS FOOTBALL TEAM.

Packers Public Relations • Lambeau Field Atrium • 1265 Lombardi Avenue • Green Bay, WI 54304 • 920/569-7500 • 920/569-7201 fax
Jason Wahlers, Aaron Popkey, Sarah Quick, Tom Fanning, Jonathan Butnick

VOL. XV; NO. 13

GREEN BAY, OCT. 15, 2013

WEEK 7

CLEVELAND (3-3) AT GREEN BAY (3-2)
Sunday, Oct. 20 • Lambeau Field • 3:25 p.m. CDT

GREEN BAY TO HOST BROWNS FOR FIRST TIME SINCE 2005

The Packers will host the Cleveland Browns this Sunday at 3:25 p.m. at Lambeau Field, the Browns' first visit to Green Bay since a Week 2 contest in 2005.



- ▶ The Packers improved to 3-2 on the season with a 19-17 victory over the defending Super Bowl champion Baltimore Ravens this past Sunday. Green Bay became the first NFC club to emerge victorious at M&T Bank Stadium since the Carolina Panthers won there in Week 6 of 2006.
- ▶ This will be just the third time that the Packers and Browns have squared off at Lambeau Field in the regular season, with the other meetings coming in 2001 and 2005. From 1953-83, the Packers played host to the Browns in Milwaukee five times during the regular season.
- ▶ The series includes one postseason meeting, the 1965 NFL Championship played at Lambeau Field and won by the Packers, 23-12. Green Bay holds a 10-7-0 edge in the all-time regular-season series.
- ▶ The last meeting between the clubs also came in Week 7, a 2009 contest in Cleveland that the Packers won, 31-3.
- ▶ The two franchises have produced some of the greatest teams and players the league has ever seen. The Packers rank second among all teams with players enshrined in the Pro Football Hall of Fame with 22, while the Browns are sixth with 16. Green Bay has won 13 NFL championships, while Cleveland has four titles.
- ▶ For Green Bay, this will be the third contest against an AFC North foe in its last four games. The Packers played at Cincinnati in Week 3 and at Baltimore in Week 6. Green Bay rounds out its AFC North games in Week 16 vs. Pittsburgh, the Packers' regular-season home finale.
- ▶ Including their meeting with the Steelers in Super Bowl XLV, the Packers have won eight of their last 11 games against AFC foes.
- ▶ Green Bay enters Sunday's contest having won six of its last seven games at Lambeau Field against teams from the AFC.
- ▶ The Packers have won nine straight regular-season games at home and 22 of their last 23 (.957). Green Bay's current home winning streak ranks No. 3 in the NFL behind Seattle (11 games) and Denver (10).
- ▶ Including playoffs, Green Bay has held its opponent to 20 points or less in nine of its last 10 games at Lambeau Field, allowing an average of 14.9 points per game over that span at home.
- ▶ On Sunday, the Packers will be wearing a third jersey that is a recreation of the team's uniform from 1929, the year of Green Bay's first world title. Green Bay last wore the uniforms in 2011 vs. St. Louis in Week 6, a 24-3 Packers win (see page 4 for a breakdown of the previous games with a third jersey in franchise history).
- ▶ This week's game is one of only two currently scheduled for 3:25 p.m. at Lambeau Field this season, with the other one slated for Week 16 vs. Pittsburgh.

WITH THE CALL

The Packers will make their first of two scheduled appearances this season on CBS. The network will air the contest to a regional audience.



- ▶ Play-by-play man **Kevin Harlan** and color analyst **Solomon Wilcotts** will have the call from the broadcast booth.
- ▶ Milwaukee's WTMJ (620 AM), airing Green Bay games since 1929, heads up the 50-station Packers Radio Network, with **Wayne Larrivee** (play-by-play) and two-time Packers Pro Bowler **Larry McCarren** (color) calling the action. The duo is in its 15th season of broadcasts together across the Packers Radio Network, which covers 42 markets in six states.
- ▶ Compass Media Networks will broadcast the game to a national audience with **Matt Smith** (play-by-play) and **Tony Hill** (analyst) handling the call.
- ▶ The broadcast is also available on SiriusXM Satellite Radio (WTMJ feed) as part of the network's NFL Sunday Drive.
- ▶ DIRECTV subscribers can watch the game in HD on Channel 713.

REGULAR SEASON

Date	Opponent	Time (CT)	TV
Sun., Sept. 8	at San Francisco 49ers	L, 28-34	(69,732)
Sun., Sept. 15	WASHINGTON REDSKINS	.W, 38-20	(78,020)
Sun., Sept. 22	at Cincinnati Bengals	L, 30-34	(64,633)
Sun., Sept. 29	Open Date		
Sun., Oct. 6	DETROIT LIONS (Gold Pkg.)	.W, 22-9	(78,200)
Sun., Oct. 13	at Baltimore Ravens	.W, 19-17	(71,319)
Sun., Oct. 20	CLEVELAND BROWNS	3:25 p.m.	CBS
Sun., Oct. 27	at Minnesota Vikings	7:30 p.m.	NBC
Mon., Nov. 4	CHICAGO BEARS	7:40 p.m.	ESPN
Sun., Nov. 10	PHILADELPHIA EAGLES (Gold Pkg.)	.12 p.m.	FOX
Sun., Nov. 17	at New York Giants	*7:30 p.m.	NBC
Sun., Nov. 24	MINNESOTA VIKINGS	*12 p.m.	FOX
Thu., Nov. 28	at Detroit Lions	11:30 a.m.	FOX
Sun., Dec. 8	ATLANTA FALCONS	*7:30 p.m.	NBC
Sun., Dec. 15	at Dallas Cowboys	*3:25 p.m.	FOX
Sun., Dec. 22	PITTSBURGH STEELERS	*3:25 p.m.	CBS
Sun., Dec. 29	at Chicago Bears	*12 p.m.	FOX

*—Start time and broadcast may shift due to NFL flexible scheduling

NFL POSTSEASON DATES

Jan. 4-5	AFC and NFC Wild Card Playoffs
Jan. 11-12	AFC and NFC Divisional Playoffs
Jan. 19	AFC and NFC Championship Games
Jan. 26	AFC-NFC Pro Bowl
Feb. 2	Super Bowl XLVIII, MetLife Stadium, New York/New Jersey





BROWNS AT PACKERS – WEEK 7

GROUND GAME COMING AROUND

The Packers rushed for 140 yards on 30 carries (4.7 avg.) vs. Baltimore in Week 6, their fourth straight game with at least 135 rushing yards. It marked the first time they had accomplished that feat since Weeks 9-12 of 2003.

► Two of the Packers' top three rushing performances since 2009 have come in the last three games:

<u>Opponent</u>	<u>Rushing Yards</u>
1. at Cleveland, 10/25/09	202
2. at Cincinnati, 9/22/13	182
3. vs. Detroit, 10/6/13	180

► In five games this season, the Packers have rushed for 704 yards on 136 carries (5.18 avg). Green Bay ranks No. 5 in the NFL in rushing yards per game through Week 6:

<u>Team</u>	<u>Rushing Yards (Per Game)</u>
1. Philadelphia	178.5
2. Seattle	157.7
3. Buffalo	148.8
4. San Francisco	141.7
5. Green Bay	140.8

► The Packers' 704 rushing yards this season are the most by the team through five games since Green Bay posted 710 in 1989. A look at the top rushing totals through five games over the past 25 seasons:

<u>Season</u>	<u>Rushing Yards (First 5 Games)</u>
1. 1989	710
2. 2013	704
3. 2003	674

► For the Packers, their No. 5 ranking in rushing each of the last two weeks marks the first time that they have ranked in the top five in the league in rushing at any point in the season since they finished the 2003 season ranked No. 3 in the league.

► Since Week 2, Green Bay has averaged 160.3 yards per game on the ground, No. 3 in the league over that span:

<u>Team</u>	<u>Rushing Yards (Per Game)</u>
1. Seattle	175.2
2. Philadelphia	161.6
3. Green Bay	160.3

► Green Bay's average of 5.18 yards per carry this season ranks No. 3 in the NFL through Week 6:

<u>Team</u>	<u>Rushing Avg.</u>
1. Philadelphia	5.36
2. Washington	5.25
3. Green Bay	5.18
4. Oakland	4.72
5. Houston	4.72

RACKING UP YARDS

Green Bay posted 580 yards of total offense in Week 2 against the Redskins, the second-best performance in team history behind only a 628-yard effort at Philadelphia on Nov. 11, 1962.

► Through Week 6, the Packers have generated 2,251 yards of total offense, an average of 450.2 yards per game that ranks No. 2 in the NFL:

<u>Team</u>	<u>Yards Per Game</u>
1. Denver	476.0
2. Green Bay	450.2
3. Philadelphia	449.8

► The Packers' 2,251 yards of offense this season are the **most through five games in franchise history**. A look at the top yardage totals in team annals through the first five contests:

<u>Season</u>	<u>Yards (First Five Games)</u>
1. 2013	2,251
2. 1989	2,203
3. 2011	2,143

► The Packers registered 438 yards of offense in their win at Baltimore on Sunday, Green Bay's eighth straight game with 385-plus yards, which is a franchise record. The previous long was seven in 2011 (Weeks 1-7).

► Green Bay is averaging 309.4 passing yards per game this season, good for No. 4 in the league:

<u>Team</u>	<u>Passing Yards Per Game</u>
1. Denver	360.7
2. Atlanta	313.0
3. New Orleans	311.0
4. Green Bay	309.4
5. San Diego	297.2

► Combined with a ground game that ranks No. 5 in the NFL through Week 6, the Packers are the only team in the NFL that ranks in the top five in both passing and rushing offense this season.

STAT OF THE WEEK

- In Sunday's 19-17 victory at Baltimore, rookie RB **Eddie Lacy** posted a career-high 120 rushing yards on 23 carries (5.2 avg.).
- Lacy became the third Green Bay RB to top the 100-yard rushing mark in a game this season, joining **James Starks** (132 yards vs. Washington in Week 2) and **Johnathan Franklin** (103 yards at Cincinnati in Week 3).
- According to the Elias Sports Bureau, the Packers became the first NFL team since the 1989 Washington Redskins (Gerald Riggs, Jamie Morris, Earnest Byner) to have **three different running backs top the 100-yard mark in the first five games of a season**.
- With three different RBs already recording 100-yard games this season, the Packers have tied the single-season franchise mark for the most 100-yard rushers in a season.
- The only other seasons that saw Green Bay feature three different 100-yard rushers were 1961 (Paul Hornung, Tom Moore, Jim Taylor), 1979 (Steve Atkins, Terrell Middleton, Nate Simpson), 1985 (Jessie Clark, Gerry Ellis, Eddie Lee Ivery) and 2006 (Ahman Green, Noah Herron, Vernand Morency).

BROWNS AT PACKERS – WEEK 7

SACKING PACK

In Sunday's win at Baltimore, Green Bay's defense recorded five sacks, the team's third straight game with at least four sacks.

- ▶ For the Packers, it marked the first time they posted four-plus sacks in three consecutive games since the team did so in four straight contests in 2006 (Weeks 6-9).
- ▶ Green Bay's 14 sacks over its last three games are the most over a three-game span by the club since the Packers registered 15 sacks in the first three contests of the season in 2001.
- ▶ The Packers are tied for No. 9 in the NFL this season with 17 sacks. Their recent surge has helped propel them into the top five in the league in sacks per game through Week 6:

<u>Team</u>	<u>Sacks Per Game</u>
1. Kansas City	5.16
2. Baltimore	3.67
3. Buffalo	3.50
4. Green Bay	3.40
5t. New Orleans, N.Y. Jets	3.33

- ▶ Green Bay finished No. 4 in the league last season with 47 sacks, the second time they had finished in the top five in the NFL in the category in three seasons (also 2010).
- ▶ The Packers' sack total in 2012 was tied for the fifth best in franchise history since team sacks began to be recorded in 1963:

<u>Season</u>	<u>Sacks</u>
1. 2001	52
2. 1998	50
3t. 1978, 1985	48
5t. 1966, 2010, 2012	47

- ▶ Since 2010, Green Bay has registered 140 sacks, which ranks No. 3 in the NFL over that span:

<u>Team</u>	<u>Sacks (Since 2010)</u>
1. St. Louis	150
2. Cincinnati	141
3. Green Bay	140
4t. Miami, Minnesota	135

- ▶ The Packers have had 11 different players register at least one full sack this season, good for No. 3 in the NFL through Week 6:

<u>Team</u>	<u>Players With A Sack</u>
1. Cleveland	13
2. New Orleans	12
3. Green Bay	11

- ▶ Green Bay had 15 different players record a sack in 2012, No. 2 in the NFL behind only Cleveland (16). The Packers' 2012 total tied the single-season franchise record:

<u>Season</u>	<u>Packers With A Sack</u>
1t. 1987, 2012	15
3t. 2003, 2009, 2010	14

STREAKING AT HOME

The Packers' win in Week 5 vs. Detroit was their ninth consecutive regular-season victory at Lambeau Field.

- ▶ Green Bay's home winning streak is the third-longest current home streak in the NFL:

<u>Team</u>	<u>Home Winning Streak</u>
1. Seattle	11
2. Denver	10
3. Green Bay	9

- ▶ During the Packers' nine-game home winning streak, they have out-scored their opponents 271-139 and have a plus-5 turnover ratio.
- ▶ Green Bay's lone regular-season loss at home over the past 22 games came in the 2012 season opener vs. San Francisco. That loss snapped a 13-game home winning streak for the Packers, which was tied for the fourth longest in franchise history:

<u>Seasons</u>	<u>Home Winning Streak</u>
1. 1995-98	25
2. 1929-32	20
3. 1923-26	14
4t. 1961-62, 2010-11	13

WHAT TO WATCH FOR ON SUNDAY

- ▶ The Packers have posted at least 385 yards of offense in a franchise-record eight consecutive regular-season games. That is tied with Denver for the longest current streak in the league.
- ▶ Green Bay has rushed for 135-plus yards in four consecutive games, its first time doing so since 2003 (Weeks 9-12).
- ▶ The Packers have scored 22-plus points in 18 straight games at Lambeau Field, the longest streak in franchise history.
- ▶ The Packers have held their opponent to fewer than 85 rushing yards in each of the last three games.
- ▶ Green Bay has registered 14 sacks over its last three games, the most over a three-game span since the Packers posted 15 sacks in Weeks 1-3 of the 2001 season.
- ▶ The Packers have had at least one 100-yard receiver in four of five games this season. Green Bay is tied for No. 1 in the NFL this season with six 100-yard receivers.
- ▶ In his last eight regular-season games, QB **Aaron Rodgers** has completed 196 of 298 passes (65.8 percent) for 2,644 yards (332.8 per game) and 20 TDs with four INTs for a 110.6 passer rating.
- ▶ In his last 11 games against AFC foes (including Super Bowl XLV vs. Pittsburgh), Rodgers has posted a 108.3 passer rating, connecting on 244 of 385 passes (63.4 percent) for 3,135 yards and 30 TDs with six INTs. He has posted a passer rating of 95-plus in eight of those 11 contests.
- ▶ WR **Jordy Nelson** has posted a 19.8-yard receiving average over his last eight regular-season games, catching 33 passes for 652 yards and six TDs.
- ▶ WR **James Jones** has gone over the 100-yard receiving mark in three straight home games, catching 22 passes for 405 yards (18.4 avg.) and two TDs.
- ▶ P **Tim Masthay** needs to place two punts inside the 20 to move ahead of Josh Bidwell (85) for the No. 2 spot in franchise history (since 1976).
- ▶ K **Mason Crosby** needs six points to move past K Chris Jacke (820) for No. 3 on the team's all-time scoring list.



BROWNS AT PACKERS – WEEK 7

MR. OCTOBER

Since taking over as the starter in 2008, QB **Aaron Rodgers** has had some success in the month of October.

- ▶ In eight of his last 10 starts in October, Rodgers has registered a passer rating of at least 100. He has posted four 130-rating games over that span and his only sub-100-rating games were his 95.7 rating vs. Jacksonville in 2012 and his 84.8 rating at Baltimore this past Sunday.
- ▶ Over his last 10 October starts, Rodgers has completed 230 of 339 passes (67.8 percent) for 3,145 yards (314.5 ypg) and 28 TDs with just four INTs for a 119.9 passer rating. He has eclipsed the 300-yard mark in seven of those 10 games and thrown three or more TDs in six of them.
- ▶ A look at where Rodgers ranks in several categories in the month of October since taking over as the starter in 2008 (min. 300 attempts):

<u>Quarterback</u>	<u>Passer Rating</u>
1. Aaron Rodgers, GB	109.5
2. Peyton Manning, IND/DEN	102.7
3. Ben Roethlisberger, PIT	100.2

<u>Quarterback</u>	<u>TD/INT Ratio</u>
1. Aaron Rodgers, GB	3.69 (48/13)
2. Matthew Stafford, DET	3.13 (25/8)
3. Tom Brady, NE	3.00 (33/11)

<u>Quarterback</u>	<u>Yards/Attempt</u>
1. Aaron Rodgers, GB	8.80
2. Ben Roethlisberger, PIT	8.17
3. Matt Schaub, HOU	7.97

<u>Quarterback</u>	<u>Touchdowns</u>
1. Aaron Rodgers, GB	48
2. Drew Brees, NO	46
3. Ben Roethlisberger, PIT	37

LONG-DISTANCE DEDICATION

When QB **Aaron Rodgers** connected with WR **James Jones** on an 83-yard TD pass in the third quarter of the Packers' 22-9 victory over Detroit in Week 5, it marked Rodgers' 12th career TD pass of 70-plus yards.

- ▶ With the 12 TD passes of 70-plus yards since 2008, Rodgers **ranks No. 1** among NFL quarterbacks in the category over that span:

<u>Quarterback</u>	<u>70-Yard TDs (Since 2008)</u>
1. Aaron Rodgers, GB	12
2. Eli Manning, NYG	10
3t. Drew Brees, NO; Tony Romo, DAL	7
5. Matt Ryan, ATL	6

- ▶ Rodgers ranks No. 2 in franchise history in 70-yard TD passes behind only QB Brett Favre (15).
- ▶ Rodgers posted a career-high four TD passes of 70-plus yards in 2011 and three in 2009. He recorded one in 2008, two in 2010 and one last season.
- ▶ Rodgers is the **only quarterback in the league** to have at least one 70-yard TD pass each of the last six seasons (2008-13).

TURNING BACK THE CLOCK

When the Packers take the field Sunday in their third jerseys, it will be the ninth time in franchise history that the team has worn throwback jerseys and the fourth time ever at Lambeau Field.

- ▶ The jersey is navy blue with the number on the front inside a gold circle. The circle and number are enlarged a bit from their 1929 size to comply with NFL regulations regarding jersey numbers. An enlarged number is also on the back, with a nameplate above the number, another modification that was not present in 1929.
- ▶ Due to new NFL helmet guidelines, this year the team will utilize its regular gold helmet without the 'G' logo and stripes. The re-created 1929 uniform includes tan pants, navy blue socks and black shoes.
- ▶ The Packers last sported the uniforms in 2011 against the St. Louis Rams at Lambeau Field in Week 6, a 24-3 Green Bay win. Green Bay first wore the uniforms in 2010 vs. San Francisco in Week 13, a game the Packers also won, 34-16.
- ▶ Prior to that, Green Bay last wore a third jersey back in 2003 at Detroit on Thanksgiving. In that contest, the Packers paid tribute to the 1967 team with a re-creation of the uniforms from that season.
- ▶ The Packers also wore an alternate jersey on Thanksgiving Day at Detroit in 2001, sporting a look from 1939. In 1994, the team wore 1937 uniforms in four contests as part of the NFL's 75th anniversary season.
- ▶ Here is a look at the eight previous games in which the Packers sported a third jersey:

<u>Opponent/Date</u>	<u>Result</u>
at Philadelphia, Sept. 18, 1994	L, 13-7
vs. Tampa Bay, Sept. 25, 1994	W, 30-3
at New England, Oct. 2, 1994	L, 17-16
at Chicago, Oct. 31, 1994	W, 33-6
at Detroit, Nov. 22, 2001	W, 29-27
at Detroit, Nov. 27, 2003	L, 22-14
vs. San Francisco, Dec. 5, 2010	W, 34-16
vs. St. Louis, Oct. 16, 2011	W, 24-3

FLYING TO THE QUARTERBACK

LB **A.J. Hawk** registered a career-high three sacks in Sunday's win at Baltimore and finished the contest with five total tackles for loss.

- ▶ Hawk became the first inside linebacker in the league this season to register three sacks in a game and the fifth linebacker to do so, joining Chiefs LBs Justin Houston (twice) and Tamba Hali, Ravens LB Terrell Suggs and Colts LB Robert Mathis.
- ▶ Even more impressive, Hawk became just the second Green Bay inside linebacker to record three sacks in a game since sacks became an official statistic in 1982.
- ▶ A look at the only two inside linebackers to ever register a three-sack game for the Packers (position based on the official gamebook):

<u>Inside Linebacker</u>	<u>Sacks</u>
A.J. Hawk, at Bal., 10/13/13	3.0
Bryce Paup, vs. TB, 9/15/91	3.0

- ▶ Hawk leads the team with 52 tackles (36 solo) this season. With 924 career tackles, he needs only 29 more tackles to move into the top five in franchise history (No. 5 LeRoy Butler, 953). Hawk has either led the team or finished second in tackles in six of his seven seasons in Green Bay.



BROWNS AT PACKERS – WEEK 7

YAC FOR THE PACK

In QB **Aaron Rodgers'** franchise-record-tying 480-yard passing day against the Redskins in Week 2 at Lambeau Field, 295 of those yards came after the catch.

- ▶ According to STATS LLC, it was the most yards after catch registered in a game by an NFL team since STATS began recording the statistic in 1993.
- ▶ A look at the top five single-game performances when it comes to yards after the catch in the NFL since 1993:

<u>Team</u>	<u>Yards After Catch</u>
1. Green Bay, vs. Was. (9/15/13)	295
2. New Orleans, at Dal. (12/23/12)	281
3. Pittsburgh, vs. Den. (11/5/06)	273
4. Minnesota, vs. Ari. (11/7/10)	271
5t. Denver, vs. Bal. (9/15/13)	270
5t. Detroit, at Phi. (9/23/07)	270

- ▶ Three of the top five single-game performances by the Packers since 1992 (according to STATS) have come in the last five seasons:

<u>Opponent</u>	<u>Yards After Catch</u>
1. vs. Washington, 9/15/13	295
2. at Minnesota, 10/5/09	262
3. vs. Miami, 9/11/94	228
4t. vs. Tampa Bay, 9/25/94	226
4t. vs. Detroit, 1/1/12	226

- ▶ Green Bay ranks No. 3 in the league in yards after the catch this season and No. 4 in the category since 2008:

<u>Team</u>	<u>YAC/Game (2013)</u>
1. Denver	184.7
2. Atlanta	185.4
3. Green Bay	171.6
4. Detroit	170.5
5. New Orleans	168.3

<u>Team</u>	<u>Yards After Catch (Since 2008)</u>
1. New Orleans	12,460
2. New England	12,281
3. Dallas	11,530
4. Green Bay	11,423
5. San Diego	11,364

- ▶ A look at the Packers' YAC totals each season since 2008 and where that ranked in the NFL. It includes four straight top-six finishes:

<u>Season</u>	<u>Yards (Game) /Ranking</u>
2008	103.5 (14th)
2009	136.9 (6th)
2010	133.3 (5th)
2011	150.6 (3rd)
2012	136.1 (4th)

HITTING TRIPLE DIGITS

In the Packers' Week 2 victory vs. Washington, WRs **James Jones** (178 yards) and **Randall Cobb** (128 yards) both registered single-game career highs for receiving yards.

- ▶ It was the second straight week that the offense featured a pair of 100-yard receivers, with Cobb (108) and WR **Jordy Nelson** (130) each eclipsing the 100-yard mark at San Francisco in Week 1.
- ▶ It marked the **first time in franchise history** that the Packers had a pair of 100-yard receivers in back-to-back games.
- ▶ With six 100-yard receivers so far this season, the Packers are **tied for No. 1 in the league** in the category:

<u>Team</u>	<u>100-Yard Receivers (2013)</u>
1t. Green Bay	6
1t. N.Y. Giants	6
1t. San Diego	6
4t. New Orleans, Philadelphia	5

- ▶ Since 2008, the Packers have had a 100-yard receiver 49 times, with a season high of 10 in 2010. Green Bay had eight in 2008, nine in 2009, 10 in 2010, nine in 2011 and seven in 2012.
- ▶ The Packers are tied for No. 2 in the NFL in 100-yard receivers since 2008:

<u>Team</u>	<u>100-Yard Receivers (2008-13)</u>
1. New England	58
2t. Green Bay	49
2t. New Orleans	49
4. Atlanta	46
5. Houston	44

- ▶ A look at top seasons in franchise history as far as the number of 100-yard receivers:

<u>Season</u>	<u>100-Yard Receivers</u>
1. 1995	11
2. 2010	10
3t. Six seasons	9

- ▶ Green Bay has three wide receivers with 345-plus yards receiving this season, with Nelson leading the way (484) and Cobb (378) and Jones (349) behind him.
- ▶ The Packers' WRs have accounted for 1,262 yards, an average of 252.4 yards per game that ranks **No. 1 in the NFL** through Week 6:

<u>Team</u>	<u>Receiving Yards/Game (WRs)</u>
1. Green Bay	252.4
2. Denver	242.0
3. N.Y. Giants	223.7

- ▶ Green Bay set a single-season franchise record in 2011 with 3,667 receiving yards from its wide receivers, an average of 229.2 yards per game. That also led the NFL that season.



THE DOPE ON THIS WEEK'S OPPONENT:

Packers vs. Cleveland Browns:

All-time regular season:
10-7-0

All-time, in Green Bay:
2-1-0 (incl. 1965 NFL Championship)

All-time, postseason: 1-0

Streaks: Green Bay has won five of the last seven regular-season meetings.

Last meeting, regular season:

Oct. 25, 2009, at Cleveland Browns Stadium; Packers won, 31-3

Last meeting, regular season, in Green Bay:

Sept. 18, 2005, at Lambeau Field; Browns won, 26-24



COACHES CAPSULES

Mike McCarthy: 83-44, .654, (incl. 6-4 postseason); 8th NFL season

Rob Chudzinski: 3-3, .500; 1st NFL season

Head to Head: Never met

vs. Opponent: McCarthy 1-0 vs. Browns; Chudzinski 0-0 vs. Packers

MIKE MCCARTHY...Is in his eighth year as the Packers' 14th head coach.

- ▶ Joined Vince Lombardi and Mike Holmgren as the only coaches to guide the Packers to a Super Bowl title with a win over Pittsburgh in Super Bowl XLV.
- ▶ Has led the Packers to playoff appearances in five of his seven seasons at the helm, and the team's five postseason berths over the past six seasons are the most by an NFC team.
- ▶ Led Green Bay to 47 regular-season victories from 2009-12, the second most in the NFL over that span and the second most in franchise history over a four-year period.
- ▶ His .654 winning percentage (including playoffs) ranks No. 4 among active NFL coaches (min. 50 games).
- ▶ Was named Packers head coach on Jan. 12, 2006, his first head-coaching job after 13 years as an NFL assistant.
- ▶ Became the first Packers coach since Lombardi to lead the team to a championship game in his second season (2007).

ROB CHUDZINSKI...Is in his first year as the Browns' 14th head coach.

- ▶ Came to the Browns after spending the past two seasons as the offensive coordinator for the Carolina Panthers. Rejoined the Cleveland organization, having served as the Browns' tight ends coach in 2004 and the offensive coordinator in 2007-08.
- ▶ In 2007, he orchestrated Cleveland's best offense in terms of total yards (5,621), passing yards (3,726) and points scored (402) since the club's return to the league in 1999.
- ▶ With the Panthers in 2011, he tutored QB Cam Newton, who became the first rookie in NFL history to throw for 4,000 yards.
- ▶ Had two stints with the San Diego Chargers (2005-06 and 2009-10) and coached at the University of Miami from 1994-2003.

THE PACKERS-BROWNS SERIES

The two teams have met a total of 18 times dating back to 1953.

- ▶ That includes one postseason meeting, the 1965 NFL Championship played in Green Bay and won by the Packers, 23-12.
- ▶ The 1965 title game marked Cleveland's first and only trip to Green Bay until 2001. From 1953-83, the Packers played host to the Browns in Milwaukee five times.
- ▶ The Packers own the longest winning streak in the series, five straight

from 1961-67 (including 1965 title game).

- ▶ The Browns' win in 2005 was the franchise's first at Lambeau Field in three tries.

NOTABLE CONNECTIONS

Packers QB Seneca Wallace played for the Cleveland Browns from 2010-11...Packers LB A.J. Hawk was born in Kettering, Ohio, and attended Centerville (Ohio) High School...Packers CB Micah Hyde was born in Toledo, Ohio, and attended Fostoria (Ohio) High School...Packers defensive coordinator Dom Capers grew up in Buffalo, Ohio, where he attended Meadowbrook High School...Capers also attended Mount Union College in Alliance, Ohio...Packers defensive line coach Mike Trgovac was born in Youngstown, Ohio, and attended Fitch High School in Austintown, Ohio... Clay Matthews Jr., the father of Packers LB Clay Matthews III, played the first 16 of his 19 seasons in the NFL for the Browns (1978-93)...Packers vice president and general counsel Ed Policy is a native of Youngstown, Ohio...Browns WR Charles Johnson was drafted by the Packers in the seventh round in 2013 and spent time on Green Bay's practice squad this season...Browns K Billy Cundiff was with the Packers during the 2006 preseason...Browns OL Patrick Lewis entered the league with the Packers in May 2013 as a non-drafted free agent and was with the club during the preseason...Browns T Joe Thomas played collegiately at the University of Wisconsin and attended Brookfield (Wis.) Central High... Browns inside linebackers coach Ken Flajole was a defensive assistant/quality control coach with the Packers in 1998...Browns running backs coach John Settle coached at the University of Wisconsin from 2006-10...Packers head coach Mike McCarthy and quarterbacks coach Ben McAdoo coached on the San Francisco staff with Browns offensive line coach George Warhop in 2005...Packers outside linebackers coach Kevin Greene and Browns tight ends coach Jon Embree were teammates with the Los Angeles Rams...Greene also played for the Rams when Browns offensive coordinator Norv Turner was on the staff there...Packers T David Bakhtiari played for Embree at Colorado...Packers secondary-safeties coach Darren Perry coached with Browns defensive backs coach Louie Cioffi in Cincinnati and with Browns defensive coordinator Ray Horton in Pittsburgh...Packers offensive coordinator Tom Clements and running backs coach Alex Van Pelt coached in Buffalo with Browns strength and conditioning coach Brad Roll...Browns special teams coordinator Chris Tabor was on the staff at Utah State when Packers CB Jarrett Bush played there...Former college teammates include Packers LB Clay Matthews and Browns TE Jordan Cameron (Southern California), Packers CB Sam Shields and Browns WR Travis Benjamin (Miami), Packers T Marshall Newhouse and Browns LB Tank Carder (Texas Christian), Packers TE Ryan Taylor and Browns WR Greg Little (North Carolina), Packers TE Jermichael Finley and Browns FB Chris Ogbonnaya (Texas), Packers G Lane Taylor and Browns QB Brandon Weeden (Oklahoma State), and Packers DE Datone Jones and RB Johnathan Franklin and Browns LS Christian Yount (UCLA).

LAST MEETING, REGULAR SEASON

Oct. 25, 2009, at Cleveland Browns Stadium; Packers won, 31-3.

- ▶ QB Aaron Rodgers completed 15 of 20 passes for 246 yards and three TDs with no INTs for a 155.4 passer rating, the single-game franchise record (min. 20 attempts).
- ▶ Rodgers connected with TE Spencer Havner on a 45-yard TD pass, WR Donald Driver on a 71-yarder and WR James Jones on a 5-yard score.
- ▶ The Packers rushed for 202 yards on 41 attempts (4.9 avg.), with RB Ryan Grant leading the way with 148 yards and a TD on 27 attempts (5.5 avg.).
- ▶ Green Bay's defense limited the Browns to just 139 total net yards and 12 first downs. Cleveland rushed for 58 yards on 21 carries (2.8 avg.) and QB Derek Anderson completed 12 of 29 passes for 99 yards with an INT.

BROWNS AT PACKERS – WEEK 7

FIRST THINGS FIRST

Through Week 6, Green Bay has averaged 450.2 yards per game, good for No. 2 in the league. Some of that success can be attributed to the Packers' production on first down.

- ▶ The Packers have averaged 7.22 yards on first down this season, good for **No. 1 in the league**:

Team	Avg. On First Down
1. Green Bay	7.22
2. Chicago	6.78
3. Philadelphia	6.70
4. San Diego	6.51
5. Denver	6.23

- ▶ The Packers finished No. 9 in the NFL in the category in 2010 (5.75 avg.), No. 6 in 2011 (6.29 avg.) and No. 30 last season (4.79 avg.).
- ▶ Of Green Bay's 152 first-down plays this season, 77 of them have resulted in gains of at least 4 yards, a 50.66 percentage that ranks No. 7 in the NFL:

Team	4-Plus Yards On 1st Down
1. San Diego	58.29
2. New Orleans	54.49
3. Washington	53.16
4. Dallas	52.63
5. Denver	51.17
6. Atlanta	50.68
7. Green Bay	50.66

- ▶ Green Bay has posted nine plays of more than 30 yards on first down this season, tied for No. 1 in the NFL through Week 6:

Team	31-Plus-Yard Gains
1t. Green Bay	9
1t. Philadelphia	9
3. Chicago	8
4t. Buffalo	6
4t. Cleveland	6

- ▶ The Packers posted at least 23 first downs in five straight regular-season games (Week 16, 2012-Week 3, 2013), the **longest streak by the club in franchise history**.
- ▶ Green Bay has finished in the top 10 in the league in total first downs each of the last two seasons, checking in at No. 5 in the NFL in 2011 with 353 and tied for No. 7 in 2012 with 341.
- ▶ The Packers rank No. 8 in the league in total first downs since 2011:

Team	First Downs (Since 2011)
1. New England	961
2. New Orleans	894
3. Detroit	865
4. Denver	839
5. Philadelphia	827
6t. Atlanta, Houston	804
8. Green Bay	803

DIVISIONAL DRIVE

The Packers' game vs. Detroit in Week 5 kicked off a stretch of three NFC North contests over a five-week span for Green Bay.

- ▶ The Packers have won 19 of 22 NFC North games at home under Head Coach **Mike McCarthy**, which is tied for the **No. 1 home divisional mark** in the NFL over that span:

Team	W-L Record	Pct.
1t. Green Bay	19-3	.863
1t. New England	19-3	.863
3. Indianapolis	17-4	.810

- ▶ Green Bay has won 10 straight home games against divisional foes, its longest winning streak since a 10-game streak from 2000-02.
- ▶ A look at the top home divisional winning streaks by Green Bay in the regular season since the league went to a divisional format in 1967:

Seasons	Home Div. Winning Streak
1. 1994-98	18
2t. 2010-current	10
2t. 2000-02	10

- ▶ The Packers have a 33-10 (.767) overall regular-season record against NFC North opponents under Head Coach **Mike McCarthy**, a divisional mark that ranks **No. 2 in the NFL** since 2006:

Team	W-L Record	Pct.
1. New England	36-8	.818
2. Green Bay	33-10	.767
3. San Diego	30-13	.698
4. Indianapolis	29-14	.674
5t. Baltimore, Pittsburgh	28-15	.651

- ▶ In the Packers' 43 divisional games under McCarthy, they have registered a plus-26 turnover differential and have outscored their opponents 1,099 to 766. Green Bay has held NFC North foes to 20 points or less in 27 of those contests and to 10 points or less in 12 of the games.
- ▶ Green Bay's 37-34 loss at Minnesota last season in Week 17 snapped the Packers' 12-game winning streak in regular-season NFC North games, which was the longest divisional winning streak in team history since the league went to a divisional format in 1967:

Seasons	Divisional Winning Streak
1. 2010-2012	12
2t. 1996-97, 2001-02	8
4. 1997-98	7

- ▶ The Packers' 12-game divisional winning streak was tied for the longest by an NFL team since realignment in 2002, matching Indianapolis' streak from 2004-06 and Baltimore's from 2010-12.



BROWNS AT PACKERS – WEEK 7

BREAKING DOWN THE ROSTER

The Packers' current 53-man roster is composed of 23 offensive players, 27 defensive players and three specialists.

- ▶ Of the 53 players on Green Bay's roster, 33 of them (62.3 percent) were drafted by the Packers.
- ▶ With nine non-drafted free agents on the roster having entered the league with Green Bay, 42 of the 53 players (79.2 percent) began their pro careers with the Packers.
- ▶ Nearly half of the players (26 of 53, 49.1 percent) on Green Bay's roster entered the league as a sixth-round or seventh-round pick or as an undrafted player. More than a third of the players (18, 34.0 percent) on the roster were not drafted.
- ▶ Only 15 of the 53 players on the roster (28.3 percent) were selected in the first three rounds of the draft.
- ▶ Of the 53 players on the roster, 44 of them (83.0 percent) are 28 years old or younger.

GREEN BAY'S ROSTER ...			
<u>BY AGE (as of Oct. 20)</u>			
21-24	23 players	29-32	7 players
25-28	21 players	33-plus	2 players
<u>BY EXPERIENCE</u>			
R-1	14 players	6-9	11 players
2-3	12 players	10-plus	2 players
4-5	14 players		
<u>BY DRAFT ROUND</u>			
1st	7 players	6th/7th	8 players
2nd/3rd	8 players	Undrafted	18 players
4th/5th	12 players		

- ▶ Of the 53 players on the Packers' Week 1 roster, 50 of them had never seen regular-season action with another NFL team. According to the Elias Sports Bureau, that ranked **No. 1 in the league** this season:

<u>Team</u>	<u>Week 1 Roster</u>
1. Green Bay	50
2. Atlanta	44
3. Dallas	41
4t. Houston, New England, St. Louis	40

- ▶ The Packers had three rookie free agents make the Week 1 roster (S **Chris Banjo**, LB **Andy Mulumba**, G **Lane Taylor**), one that featured 11 rookies overall. Green Bay has had at least three non-drafted free agents make the opening-day roster each of the last four seasons.
- ▶ With the three rookie free agents on the opening-day roster this season, it brought the Packers' four-year total (2010-13) to 13 undrafted free agents on the Week 1 roster. According to Elias, that is tied for the third most in the NFL over that span:

<u>Team</u>	<u>Rookie FAs/Week 1 Roster (2010-13)</u>
1. St. Louis	17
2. Cleveland	16
3t. Green Bay	13
3t. Jacksonville	13
3t. New England	13

HOME COOKING

The Packers have won 22 of their last 23 and 28 of their last 30 games at Lambeau Field in the regular season.

- ▶ Green Bay's .933 winning percentage (28-2) at home since Week 10 of 2009 ranks **No. 1 in the NFL** over that span:

<u>Team</u>	<u>W-L Record</u>	<u>Pct.</u>
1. Green Bay	28-2	.933
2. New England	27-3	.900
3. Baltimore	26-5	.839

- ▶ The Packers have averaged 31.7 points per game at home since 2009, **No. 2 in the league** over that span. Green Bay has posted 30-plus points in 16 of 33 home games since '09 and nine 40-point games.

<u>Team</u>	<u>Points Per Game/Home (Since 2009)</u>
1. New England	31.8
2. Green Bay	31.7
3. New Orleans	31.1

- ▶ The defense has done its part as well at home since 2009, generating 79 turnovers at Lambeau Field. With Green Bay's offense posting only 34 giveaways over that span, the Packers have a plus-45 turnover ratio at home, **tied for No. 1 in the league** since '09.

<u>Team</u>	<u>TO Differential/Home (Since 2009)</u>
1t. Green Bay	plus-45
1t. San Francisco	plus-45
3. New England	plus-43

- ▶ With the 79 takeaways at home since 2009, the Packers rank **No. 3 in the league** in that category:

<u>Team</u>	<u>Takeaways/Home (Since 2009)</u>
1t. Chicago	81
1t. San Francisco	81
3. Green Bay	79

- ▶ Green Bay has generated at least two takeaways in 23 of 34 home games since 2009. The Packers have a 22-1 mark (.956) in those games. The Packers have posted four or more takeaways at Lambeau Field in nine of those contests.
- ▶ The Packers' win over Tennessee last year in Week 16 gave the team its third straight season with at least seven wins at home. It marked the second-longest streak in franchise history behind only a span of five straight seasons (1994-98) with seven or more victories at home.
- ▶ A look at the most home victories over a three-season span in franchise history:

<u>Seasons</u>	<u>Home Wins</u>
1t. 1995-97, 1996-98	23
3t. 1994-96, 2010-12	22
5t. 2000-02, 2009-11	21



BROWNS AT PACKERS – WEEK 7

PUT IT ON THE BOARD

The Packers have scored 137 points in the opening five games, a 27.4-point average that ranks No. 5 in the NFL.

► A look at the top scoring averages in the league through Week 6:

<u>Team</u>	<u>Points/Game (2013)</u>
1. Denver	44.2
2. Dallas	30.5
3. Chicago	28.7
4. Philadelphia	27.7
5. Green Bay	27.4

► Green Bay ranked No. 5 in scoring in 2012 (27.1), the sixth consecutive campaign (2007-12) that it finished in the top 10 in the league in scoring. The Packers were joined by New England as the only teams to accomplish that feat over the past six seasons:

<u>Team</u>	<u>Points/Game (2012)</u>
1. New England	34.8
2. Denver	30.1
3. New Orleans	28.8
4. Washington	27.3
5. Green Bay	27.1

► The Packers' scoring average from 2011-12 was the best in franchise history over a two-year span since the team entered the NFL in 1921:

<u>Seasons</u>	<u>Points/Game</u>
1. 2011-12	31.0
2. 2010-11	29.6
3. 1961-62	28.8

CONSISTENCY AT LAMBEAU

The Packers have scored at least 22 points in every regular-season game at Lambeau Field since 2011, a stretch of 18 games that is the longest current streak in the league.

► A look at the longest current home streaks in the NFL:

<u>Team</u>	<u>22-Plus Points (Consec. Games)</u>
1. Green Bay	18
2. Denver	12
3. Dallas	10

► The Packers' streak of 18 straight games with at least 22 points at home is the **longest in franchise history** and the longest in the league since New Orleans posted a 20-game streak at home from 2007-09.

► Green Bay has posted a league-high nine games with 35-plus points at home since 2011:

<u>Team</u>	<u>35-Point Games/Home</u>
1. Green Bay	9
2. New Orleans	7
3t. Denver, N.Y. Giants	6

PROLIFIC PACKERS

Over the past three-plus seasons, Green Bay has been one of the most productive offenses in the NFL.

► A glance at where the Packers rank in several offensive categories since 2010:

<u>Team</u>	<u>Points Per Game</u>
1. New England	31.7
2. New Orleans	28.8
3. Green Bay	28.6

<u>Team</u>	<u>30-Point Games</u>
1. New England	35
2. New Orleans	26
3. Green Bay	23

<u>Team</u>	<u>40-Point Games</u>
1t. Green Bay	10
1t. New England	10
3. New Orleans	7

<u>Team</u>	<u>Total Touchdowns</u>
1. New England	204
2. New Orleans	185
3. Green Bay	183

<u>Team</u>	<u>Passing Touchdowns</u>
1. New Orleans	136
2. Green Bay	132
3. New England	118

<u>Team</u>	<u>Net Yards Per Game</u>
1. New Orleans	414.7
2. New England	400.1
3. Philadelphia	388.5
4. Green Bay	381.4
5. Detroit	380.9

<u>Team</u>	<u>Net Passing Yards/Game</u>
1. New Orleans	308.4
2. Detroit	282.5
3. New England	277.1
4. Green Bay	276.3
5. Dallas	269.7

► A look at Green Bay's regular-season record since 2006 by point total:

<u>Points Scored</u>	<u>GB Record Since 2006</u>
30-plus	44-4 (.917)
21-29	24-16 (.600)
11-20	6-12 (.333)
10 or less	3-8 (.273)



BROWNS AT PACKERS – WEEK 7

GOING OVER 50

In the Week 5 win vs. Detroit, WR **Randall Cobb** recorded a 67-yard run in the third quarter, the longest by a Packer since RB Brandon Jackson's 71-yard run at Washington on Oct. 10, 2010.

- ▶ For the Packers, it marked the second straight game that they had a run of 50-plus yards. In the Week 3 contest at Cincinnati, rookie RB **Johnathan Franklin** registered a 51-yard run in the third quarter, the longest by a Green Bay rookie since RB Samkon Gado's 64-yard TD run vs. Detroit on Dec. 11, 2005.
- ▶ With Cobb's 67-yard run in Week 5 against the Lions, it marked the first time since 2001 that the Packers posted a run of 50-plus yards in back-to-back games in the same season.
- ▶ In 2001, RB Ahman Green registered a 61-yard run at Minnesota in Week 6 and then followed that up with a 63-yard TD run in the Packers' next game vs. Tampa Bay in Week 8.
- ▶ The Packers are tied for the NFL lead with the two runs of 50-plus yards this season:

<u>Team</u>	<u>50-Yard Runs</u>
1t. Green Bay	2
1t. Buffalo	2
1t. Chicago	2
1t. Minnesota	2

- ▶ Green Bay's two runs of 50-plus yards through five games are already the most in a season since the team posted two 50-yarders in 2009. That season, RB Ryan Grant posted a 62-yard TD run at Chicago in Week 14 and a 62-yard TD run vs. Seattle in Week 16.
- ▶ The last time the Packers had more than two runs of 50-plus yards in a season came in 2003 when they finished the season tied for No. 3 in the NFL with four runs of 50-plus yards.

MAKING GAINS

In the first five games this season, Green Bay's offense has been effective when it comes to generating big gains, with 29 plays of 20-plus yards (24 passes and five runs).

- ▶ Green Bay is **tied for No. 4 in the league** in total plays of 20-plus yards and **No. 2 in the NFL** in plays of 20-plus yards per game:

<u>Team</u>	<u>Plays of 20-Plus Yards</u>
1. Philadelphia	42
2t. Denver	30
2t. Seattle	30
4t. Green Bay	29
4t. Baltimore	29
4t. New Orleans	29

<u>Team</u>	<u>Plays of 20-Plus Yards/Game</u>
1. Philadelphia	7.0
2. Green Bay	5.8
3t. Denver	5.0
3t. Seattle	5.0
5t. Baltimore	4.8
5t. New Orleans	4.8

- ▶ The big plays have helped the Packers average 6.74 yards per play so far this season, which ranks **No. 1 in the NFL**:

<u>Team</u>	<u>Yards Per Play (2013)</u>
1. Green Bay	6.74
2. Denver	6.67
3. Philadelphia	6.60

- ▶ The Packers have finished in the top 10 in yards per play in four of seven seasons under Head Coach **Mike McCarthy**. A look at Green Bay's season average each year since 2006 and its league ranking:

<u>Season</u>	<u>Yards Per Play/Ranking</u>
2006	5.03 (19th)
2007	6.02 (2nd)
2008	5.55 (11th)
2009	5.82 (9th)
2010	5.73 (6th)
2011	6.56 (2nd)
2012	5.58 (14th)

100-YARD CLUB

After not having a 100-yard rusher over a 44-game span in the regular season (Week 6, 2010-Week 1, 2013), the Packers have had a running back eclipse the 100-yard mark in three of their last four games.

- ▶ With the three 100-yard rushers this season, Green Bay is **tied for No. 1 in the NFL** through Week 6:

<u>Team</u>	<u>100-Yard Rushers (2013)</u>
1t. Green Bay	3
1t. Philadelphia	3
3t. Houston	2
3t. Minnesota	2
3t. Oakland	2
3t. San Francisco	2

- ▶ For the Packers, it is their most 100-yard rushers in a season since they also had three in 2009.
- ▶ With three different RBs already recording 100-yard games this season, the Packers have tied the single-season franchise mark for the most 100-yard rushers in a season.
- ▶ The only other seasons that saw Green Bay feature three different 100-yard rushers were 1961 (Paul Hornung, Tom Moore, Jim Taylor), 1979 (Steve Atkins, Terdell Middleton, Nate Simpson), 1985 (Jessie Clark, Gerry Ellis, Eddie Lee Ivery) and 2006 (Ahman Green, Noah Herron, Vernand Morency).
- ▶ Green Bay's productivity running the ball has been aided by its performance on first down. The Packers have averaged 5.73 yards per carry on first down, **No. 1 in the NFL** this season:

<u>Team</u>	<u>Yards Per Carry (1st Down)</u>
1. Green Bay	5.73
2. Washington	5.64
3. Minnesota	5.63



BROWNS AT PACKERS – WEEK 7

NOT IN A GIVING MOOD

Since 2009, Green Bay has turned the ball over only 77 times, which ranks **No. 2 in the NFL** over that span:

<u>Team</u>	<u>Total Giveaways Since 2009</u>
1. New England	72
2. Green Bay	77
3. San Francisco	84
4. Atlanta	87
5. Baltimore	93

►The three best giveaway seasons in franchise history have come under Head Coach **Mike McCarthy's** direction:

<u>Season</u>	<u>Total Giveaways</u>
1. 2011	14
2t. 2009, 2012	16
4. 1972	19

►Green Bay has registered 23 zero-turnover games since 2009, No. 3 in the NFL over that span:

<u>Team</u>	<u>Zero-Turnover Games Since 2009</u>
1. New England	29
2. San Francisco	25
3. Green Bay	23
4. Baltimore	20
5. Atlanta	19

- The Packers and the 49ers were the only teams in the NFL to have at least four zero-turnover games each of the past four seasons (2009-12).
- The Packers' 52 giveaways from 2010-12 matched the franchise record for the fewest over a three-year span in franchise history, tying the mark set from 2009-11.
- Green Bay turned the ball over just 16 times last season, which was **tied for No. 2 in the league**:

<u>Team</u>	<u>Total Giveaways (2012)</u>
1. Washington	14
2t. Green Bay	16
2t. Baltimore	16
2t. New England	16
2t. San Francisco	16

►Green Bay is 54-16 (.771) in the regular season under McCarthy when it doesn't have a giveaway or turns it over just once. A look at the Packers' record by the number of giveaways they have in a game since 2006:

<u>Giveaways In Game</u>	<u>GB Record Since 2006</u>
None	28-5 (.848)
One	26-11 (.703)
Two	18-13 (.581)
Three-plus	5-11 (.313)

OUTSIDE THE ZONE

Through five games this season, the Packers once again find themselves among the league leaders in points outside the red zone.

►Green Bay is tied for No. 5 in the NFL in total points outside the red zone through Week 6:

<u>Team</u>	<u>Pts. Outside Red Zone (2013)</u>
1. Denver	77
2. Philadelphia	74
3. New Orleans	61
4. Buffalo	51
5t. Green Bay	46
5t. Cincinnati	46

- In 2012, the Packers ranked No. 1 in the league for the second straight season in scoring (155) and total TDs outside the red zone (17)
- In 2011, the Packers led the NFL in both scoring outside the red zone (154 points) and TDs outside the red zone (20).
- By doing so in 2011 and 2012, the Packers became the **first NFL team** to register back-to-back 150-point seasons outside the red zone since the statistic began to be recorded by STATS LLC in 1995.
- Green Bay ranks **No. 1 in the NFL** with 355 points outside the red zone since 2011:

<u>Team</u>	<u>Pts. Outside Red Zone (Since 2011)</u>
1. Green Bay	355
2. New Orleans	324
3. Denver	287
4. San Francisco	282
5. Dallas	280

- The Packers have finished in the top 10 in the league in scoring outside the red zone in five of the last six seasons, checking in at No. 2 in 2007 (150 points), tied for No. 10 in 2008 (103 points) and No. 3 in 2009 (134 points). Green Bay was tied for No. 14 in the league in 2010 with 100 points outside the red zone.
- The Packers were joined by the Dallas Cowboys as the **only two two teams in the league** to score 100-plus points outside the red zone each of the last six seasons (2007-12).
- A look at the top scoring seasons outside the red zone recorded by the Packers **since 1995** (according to STATS LLC):

<u>Season</u>	<u>Points Outside Red Zone</u>
1. 2012	155
2. 2011	154
3. 2007	150
4. 2001	145
5. 1998	141

<u>Season</u>	<u>TDs Outside Red Zone</u>
1. 2011	20
2. 2012	17
3t. 1998, 2001, 2003, 2007, 2009	16



BROWNS AT PACKERS – WEEK 7

AT THE HELM

Having led Green Bay to the playoffs in five of his seven seasons as head coach, **Mike McCarthy** is joined by Vince Lombardi and Mike Holmgren as the only coaches to guide the Packers to a Super Bowl win with a victory over Pittsburgh in Super Bowl XLV.

- ▶ McCarthy joined Pittsburgh's Bill Cowher (2005) as the only Super Bowl-winning coaches to lead their respective teams to three road wins as the No. 6 seed in the postseason en route to a world title.
- ▶ Including playoffs, McCarthy has an 83-44 record since taking over as head coach in 2006, a .654 winning percentage that ranks **No. 4 among current NFL head coaches** (minimum 50 games):

<u>Coach</u>	<u>Winning Pct.</u>
1. John Harbaugh, BAL	.667 (66-33)
2. Bill Belichick, CLE/NE	.656 (210-110)
3. Sean Payton, NO	.655 (72-38)
4. Mike McCarthy, GB	.654 (83-44)
5. Mike Smith, ATL	.644 (58-32)

- ▶ McCarthy's .600 winning percentage in the playoffs (6-4) ranks No. 3 in franchise history:

<u>Coach</u>	<u>Playoff Winning Pct.</u>
1. Vince Lombardi, 1959-67	.900 (9-1)
2. Mike Holmgren, 1992-98	.643 (9-5)
3. Mike McCarthy, 2006-13	.600 (6-4)

- ▶ With 83 overall wins, McCarthy ranks No. 4 in team annals. He is just one victory shy of tying Holmgren for the third-most wins in franchise history:

<u>Coach</u>	<u>Overall Wins</u>
1. Curly Lambeau, 1921-49	212
2. Vince Lombardi, 1959-67	98
3. Mike Holmgren, 1992-98	84
4. Mike McCarthy, 2006-13	83
5. Mike Sherman, 2000-05	59

- ▶ McCarthy won his 75th career game (including playoffs) at Detroit in Week 11 of 2012, tying Kansas City's Andy Reid for the fastest to 75 wins among active NFL head coaches. It is the third fastest in team history:

<u>Coach</u>	<u>Games Needed For 75 Wins</u>
1t. Mike McCarthy, GB	114
1t. Andy Reid, PHI/KC	114
3. Mike Shanahan, OAK/DEN/WAS	119
4. Tom Coughlin, JAX/NYG	140

<u>Coach</u>	<u>Games Needed For 75 Wins</u>
1. Vince Lombardi	102
2. Mike Holmgren	111
3. Mike McCarthy	114
4. Curly Lambeau	117

- ▶ McCarthy has guided the Packers to four seasons with 11-plus wins (2007, 2009, 2011-12). That is tied with Lombardi (1961-63, 1966) and Holmgren (1995-98) for the **most by a coach in franchise history**.
- ▶ Since McCarthy took over in 2006, the Packers rank **No. 3 in the NFL** in regular-season winning percentage:

<u>Team</u>	<u>Winning Pct.</u>
1. New England	.788 (93-25)
2. Indianapolis	.661 (78-40)
3. Green Bay	.658 (77-40)
4. Baltimore	.636 (75-43)
5. New Orleans	.627 (74-44)

WINNING WAYS

With a win in Week 15 at Chicago in 2012, Green Bay posted its fourth straight 10-win season, tying a franchise record that was done three other times in club annals (1929-32, 1995-98, 2001-04).

- ▶ A victory vs. Tennessee in Week 16 brought the Packers' win total from 2009-12 to 47, which ranks second in franchise history:

<u>Seasons</u>	<u>Regular-Season Wins</u>
1. 1995-98	48
2. 2009-12	47
3. 1994-97	46

- ▶ Green Bay and New England were the only two teams in the league to win at least 10 regular-season games each of the last four seasons (2009-12).
- ▶ A look at the top regular-season win totals in the league since 2009:

<u>Team</u>	<u>Regular-Season Wins (Since 2009)</u>
1. New England	54
2. Green Bay	50
3. New Orleans	49
4t. Atlanta	46
4t. Baltimore	46

- ▶ The Packers were the only NFC team and one of three teams in the league (Baltimore, New England) to make the playoffs each of the past four seasons (2009-12).
- ▶ Including playoffs, the Packers have won 55 games since 2009, No. 2 in the league over that span:

<u>Team</u>	<u>Total Wins (Since 2009)</u>
1. New England	57
2. Green Bay	55
3t. Baltimore	53
3t. New Orleans	53
5. Atlanta	47



BROWNS AT PACKERS – WEEK 7

STOUT UP FRONT

The Packers have held their opponents to less than 110 net rushing yards in all five games this season, allowing an average of 78.2 yards per game on the ground. Green Bay is the **only team in the NFL** that hasn't given up 110-plus yards in a game this season.

► Green Bay checks in at **No. 3 in the league** and **No. 1 in the NFC** in rushing defense through Week 6:

Team	Rushing Yards Allowed/Game
1. Denver	69.8
2. N.Y. Jets	75.7
3. Green Bay	78.2
4. Carolina	88.8
5. Arizona	90.7

► Over its last three games, Green Bay has allowed 193 rushing yards on 65 carries (3.0 avg.), an average of 64.3 yards per game that ranks No. 1 in the league since Week 3:

Team	Rushing Yards/Game (Since Week 3)
1. Green Bay	64.3
2. Washington	71.7
3. Carolina	75.0

► The Packers have allowed 3.37 yards per carry (391 yards on 116 attempts), good for **No. 3 in the NFL** this season:

Team	Opp. Yards Per Carry
1. N.Y. Jets	2.97
2. Denver	3.15
3. Green Bay	3.37

► Green Bay's defense has limited the number of explosive gains this season, allowing just 11 runs of 10-plus yards in the opening five games:

Team	10-Yard Runs
1. Atlanta	8
2t. Cleveland, N.Y. Jets, Pittsburgh	9
5. Denver	10
6t. Green Bay , Miami	11

► The Packers led the league in rushing defense in 2009 by allowing an average of 83.3 yards per game that set a franchise record. Green Bay ranked No. 18 in 2010 (114.9 ypg), No. 14 in 2011 (111.8 ypg) and No. 17 last season (118.5 ypg).

► A look at Green Bay's regular-season record since 2009 by rushing yards allowed:

Rushing Yards Allowed	GB Record Since 2009
Less than 75	16-3 (.842)
75-99	12-4 (.750)
100-124	14-4 (.778)
125-149	4-3 (.571)
150-plus	4-5 (.444)

KEEPING THEM OUT

Since defensive coordinator **Dom Capers** joined the staff in 2009, the Packers have been one of the best defenses in the league when it comes to points and touchdowns allowed.

► The Packers rank **No. 4 in the league** in both scoring defense and overall touchdowns allowed **since 2009**:

Team	Points Allowed/Game
1. Pittsburgh	17.58
2. San Francisco	17.81
3. Baltimore	18.14
4. Green Bay	19.51
5. New England	19.54

Team	Overall TDs Allowed
1. Baltimore	125
2. Pittsburgh	127
3. San Francisco	131
4. Green Bay	153
5. Chicago	155

► Green Bay's defense has been particularly stingy when it comes to rushing TDs given up, ranking No. 2 in the NFL in that category since '09:

Team	Rushing TDs Allowed
1. Pittsburgh	34
2. Green Bay	36
3. San Francisco	38
4. Baltimore	39
5. Minnesota	41

► The Packers have allowed an average of 22.8 points per game this season, which ranks **No. 16 in the league**.

► The Packers allowed 101 touchdowns from 2009-11, the **fewest allowed by the team over a three-year span** since Green Bay gave up 99 touchdowns from 2001-03.

► Green Bay ranked No. 11 in 2012 (21.0 ppg) and No. 19 in 2011 (22.4 ppg).

► That came on the heels of a 2010 Super Bowl campaign that saw Green Bay finish No. 2 in the NFL at 15.0 points per game, the team's best scoring-defense mark since its Super Bowl title team of 1996 (13.1 ppg.).

► It was the second consecutive top-10 finish in scoring defense for the Packers after they ranked No. 7 in the league in 2009 at 18.6 ppg.

► Green Bay is 55-9 (.859) under Head Coach **Mike McCarthy** when it allows 20 or fewer points and 73-18 (.802) when it allows less than 30 points. A look at the Packers' regular-season record **since 2006** by points allowed:

Points Allowed	GB Record Since 2006
10 or less	21-1 (.955)
11-20	34-8 (.810)
21-29	18-9 (.667)
30-plus	4-22 (.154)



BROWNS AT PACKERS – WEEK 7

DIFFERENTIAL MAKES A DIFFERENCE

Green Bay has finished in the top 10 in the league in turnover differential each of the past six seasons (2007-12), the only team in the NFL to accomplish that feat over that span. The Packers have a minus-3 turnover differential through five games this season.

► A look at where Green Bay ranks in the category since 2009:

<u>Team</u>	<u>Turnover Margin (Since 2009)</u>
1. New England	plus-81
2. Green Bay	plus-62
3. San Francisco	plus-47

► Green Bay has won the turnover battle or come out even in 32 of its last 39 games (Week 1 vs. San Francisco, Week 4 vs. New Orleans, Week 12 at the N.Y. Giants, Week 15 at Chicago, Week 17 at Minnesota last season, Week 1 at San Francisco and Week 6 at Baltimore this season the lone exceptions over that span).

► The Packers were the **only team in the NFL in 2011** to either win the turnover battle or come out even in the category in every game.

► Green Bay ranked **No. 2 in the league** in 2011 with a plus-24 turnover differential, trailing only San Francisco (plus-28). That mark was tied for No. 2 in franchise history. Two of the top five ratios have come under Head Coach **Mike McCarthy**:

<u>Season</u>	<u>Turnover Margin</u>
1. 1943	plus-26
2t. 1941	plus-24
2t. 1965	plus-24
2t. 2009	plus-24
2t. 2011	plus-24

► During McCarthy's tenure, the Packers have a 56-6 (.903) regular-season record when they come out ahead in the game in turnover ratio, and a 9-24 (.273) mark when they lose the takeaway battle:

<u>Turnover Margin</u>	<u>GB Record Since 2006</u>
minus-3 or worse	0-2 (.000)
minus-2	2-9 (.182)
minus-1	7-13 (.350)
even	12-10 (.545)
plus-1	25-3 (.893)
plus-2	14-1 (.933)
plus-3 or better	17-2 (.895)

2013 HONOR ROLL

K Mason Crosby

NFC Special Teams Player of the Week – Week 5 (vs. Detroit)

QB Aaron Rodgers

NFC Offensive Player of the Week – Week 2 (vs. Washington)

FedEx Air NFL Player of the Week – Week 2 (vs. Washington)

RB James Starks

FedEx Ground NFL Player of the Week – Week 2 (vs. Washington)

PICKING PACK

The Packers have finished in the top eight in the league in INTs every season under Head Coach **Mike McCarthy** (2006-12), the **only team in the league** to do so over that span. Green Bay has two interceptions this season.

► The Packers rank No. 2 in the NFL with 51 interceptions since 2011:

<u>Team</u>	<u>Interceptions (Since 2011)</u>
1. Chicago	53
2. Green Bay	51
3. New England	50

► In 2011, the Packers led the league in interceptions (31) for the second time in three seasons (2009).

► Green Bay's interception total in 2011 was the best by the team since the 1970 AFL-NFL merger and the most since the Packers also recorded 31 INTs in 1962. A look at the best team totals since 1970:

<u>Season</u>	<u>Interceptions</u>
1. 2011	31
2t. 1981	30
2t. 2009	30

► The Packers' two INTs for touchdowns in Week 9 at San Diego in 2011 gave them three for the season, their franchise-record fourth straight season recording at least three interception returns for TDs. The last NFL team to register four straight seasons with at least three INT returns for TDs was the Los Angeles Rams from 1983-86.

► The Packers' 1,948 INT return yards from 2008-11 were the **most by an NFL team over a four-year period since the merger**. A look at where Green Bay ranks in several interception categories **since 2008**:

<u>Team</u>	<u>Interceptions</u>
1. Green Bay	127
2. Chicago	109
3. New England	107

<u>Team</u>	<u>Interception TDs</u>
1. Chicago	18
2. Green Bay	17
3. Tampa Bay	15

<u>Team</u>	<u>INT Return Yardage</u>
1. Green Bay	2,200
2. Tampa Bay	1,719
3. Chicago	1,685

► During McCarthy's tenure, the Packers have a 43-7 (.860) regular-season record when they post at least two INTs. A look at Green Bay's record since 2006 by the number of interceptions they had in the game:

<u>Interceptions</u>	<u>GB Record Since 2006</u>
Zero	8-19 (.296)
One	26-14 (.650)
Two	25-4 (.862)
Three	11-3 (.786)
Four-plus	7-0 (1.000)

BROWNS AT PACKERS – WEEK 7

TAKE IT AWAY NOW

Since Head Coach **Mike McCarthy** took over in 2006, Green Bay has been one of the most productive teams in the league when it comes to taking the ball away from its opponents.

- ▶ This season, Green Bay has recorded six takeaways in the first five games. The Packers have generated 228 takeaways since '06, **No. 3 in the league** over that span:

<u>Team</u>	<u>Total Takeaways Since 2006</u>
1. Chicago	264
2. New England	241
3. Green Bay	228
4. Arizona	216
5. Baltimore	215

- ▶ Since **Dom Capers** took over as defensive coordinator in 2009, the Packers have posted at least 32 takeaways in three of four seasons (2009-11):

<u>Team</u>	<u>Total Takeaways Since 2009</u>
1. Chicago	155
2. New England	153
3. Green Bay	139
4. N.Y. Giants	136
5. San Francisco	131

- ▶ Green Bay's takeaway total of 110 from 2009-11 was the best three-year mark by the club since it generated 116 turnovers from 2001-03.
- ▶ The Packers have a **55-13 record** (.809) when they record **at least two takeaways** in a game under McCarthy. A look at the Packers' record by the number of takeaways they have in a game since 2006:

<u>Takeaways In Game</u>	<u>GB Record Since 2006</u>
None	2-14 (.125)
One	20-13 (.606)
Two	24-7 (.774)
Three-plus	31-6 (.838)

- ▶ Since 2008, the Packers have registered at least 100 takeaway points in four of five seasons. The lone exception was in 2012, when Green Bay registered 53 takeaway points.
- ▶ A glance at the top takeaway point totals in the league since 2008:

<u>Team</u>	<u>Takeaway Points (Since 2008)</u>
1. New England	590
2. Green Bay	563
3. Baltimore	542
4. New Orleans	541
5. Chicago	532

- ▶ The Packers have finished in the top five in the league in takeaway points in four of the last five seasons, checking in at No. 1 in 2008 (124 points), tied for No. 1 in 2009 (141 points), No. 5 in 2010 (111 points) and No. 5 in 2011 (118 points).

POUNDING IT OUT

After falling a yard shy of the 100-yard mark in Week 5 vs. Detroit, RB **Eddie Lacy** posted his first career 100-yard rushing game with a 120-yard effort at Baltimore on Sunday.

- ▶ With his performance on Sunday against the Ravens and his 99-yard effort the previous week against the Lions, Lacy became the first Green Bay rookie since RB John Brockington in 1971 to register 99-plus rushing yards in back-to-back games.
- ▶ Lacy has 270 rushing yards this season, which ranks **No. 1 in the league among rookies** through Week 6:

<u>Rookie</u>	<u>Rushing Yards</u>
1. Eddie Lacy, GB	270
2. Giovani Bernard, CIN	237
3. Andre Ellington, ARI	176

- ▶ With Lacy's last two games and RB **Johnathan Franklin's** 103-yard effort at Cincinnati in Week 3, the Packers have had a rookie RB post at least 99 yards in three consecutive games for the first time since 1971 when Brockington did so in three straight (Weeks 7-9).
- ▶ When Lacy got the start in Week 1 at San Francisco, he became just the third Green Bay rookie to start at running back in a season opener since the 1970 AFL-NFL merger.
- ▶ A look at the three Green Bay rookies who have started at RB in the season opener since the 1970 merger:

<u>Player</u>	<u>Date/Opponent</u>
John Brockington	Sept. 19, 1971, vs. N.Y. Giants
Brandon Jackson	Sept. 9, 2007, vs. Philadelphia
Eddie Lacy	Sept. 8, 2013, at San Francisco

- ▶ Lacy posted an even more rare feat when he scored on a 2-yard run in the fourth quarter. According to the Elias Sports Bureau, he became the first Packer running back to record a rushing touchdown in his first career game since RB Ralph Earhart did so on a 72-yard run against the Boston Yanks on Sept. 17, 1948.
- ▶ The last Green Bay player at any position to register a rushing TD in his first career game was QB Mark Brunell, who scored on a 5-yard run at Minnesota on Oct. 20, 1994.
- ▶ Lacy finished the game at San Francisco with 41 rushing yards on 14 carries (2.9 avg.) and added a 31-yard reception. The last Packer to have at least 40 rushing yards and 30 receiving yards in his first career game was Jackson (40 rushing/35 receiving vs. Philadelphia, Sept. 9, 2007).
- ▶ A look at the top single-season rushing yardage totals posted by a rookie in franchise history:

<u>Rookie</u>	<u>Rushing Yards</u>
1. John Brockington, 1971	1,105
2. Samkon Gado, 2005	582
3. Gerry Ellis, 1980	545
4. Kenneth Davis, 1986	519
5. Cecil Isbell, 1938	445



BROWNS AT PACKERS – WEEK 7

AMONG THE LEADERS

Through Week 6 this season, QB **Aaron Rodgers** once again finds himself among the league leaders in several categories:

<u>Quarterback</u>	<u>Passer Rating</u>
1. Peyton Manning, DEN	128.8
2. Philip Rivers, SD	108.7
3. Tony Romo, DAL	108.6
4. Drew Brees, NO	102.6
5. Aaron Rodgers, GB	101.9

<u>Quarterback</u>	<u>Passing TDs</u>
1. Peyton Manning, DEN	22
2t. Drew Brees, NO; Tony Romo, DAL; Philip Rivers, SD	14
5. Sam Bradford, STL	13
6t. Jay Cutler, CHI; Matthew Stafford, DET	12
8t. Aaron Rodgers, GB ; Matt Ryan, ATL	10

<u>Quarterback</u>	<u>Passing Yards/Game</u>
1. Peyton Manning, DEN	363.2
2. Matt Ryan, ATL	329.8
3. Aaron Rodgers, GB	329.2

<u>Quarterback</u>	<u>Yards/Attempt</u>
1. Peyton Manning, DEN	9.08
2. Michael Vick, PHI	8.98
3. Aaron Rodgers, GB	8.95

<u>Quarterback</u>	<u>Yards/Completion</u>
1. Michael Vick, PHI	16.69
2. Eli Manning, NYG	13.99
3. Aaron Rodgers, GB	13.95

<u>Quarterback</u>	<u>25-Yard Passes</u>
1t. Aaron Rodgers, GB	19
1t. Drew Brees, NO	19
1t. Peyton Manning, DEN	19
4t. Joe Flacco, BAL; Geno Smith, NYJ; Michael Vick, PHI	16

▶ Rodgers' passing-yardage total of 1,646 is the second most by a quarterback in franchise history through the first five games of the season, trailing only his output two seasons ago:

<u>Quarterback</u>	<u>Passing Yards/First 5</u>
1. Aaron Rodgers, 2011	1,721
2. Aaron Rodgers, 2013	1,646
3. Brett Favre, 2007	1,527

▶ Rodgers led the league in passer rating (108.0) for the second consecutive season in 2012, becoming the first QB to do so since Peyton Manning led the NFL in the category in three straight seasons (2004-06).

▶ Rodgers' combined passer rating of 114.9 from 2011-12 was the best **two-season passer rating in NFL history** (min. 700 att.):

<u>Quarterback</u>	<u>Passer Rating</u>
1. Aaron Rodgers, GB, 2011-12	114.9
2. Peyton Manning, IND, 2004-05	113.0
3. Aaron Rodgers, 2010-11	112.1

▶ With 39 TD passes on the season in 2012, Rodgers now has two of the top three single-season totals in franchise annals:

<u>Quarterback</u>	<u>Passing TDs</u>
1. Aaron Rodgers, 2011	45
2t. Aaron Rodgers, 2012	39
2t. Brett Favre, 1996	39

▶ Rodgers threw 25 TD passes in the first nine games last season, the second straight year he had thrown 25-plus TDs in the opening nine contests. He is the **only quarterback in NFL history** to post 25-plus TD passes in his team's first nine games in two different seasons (28 TD passes in 2011).

▶ The Packers have averaged 28.02 points per game in Rodgers' 83 career regular-season starts, **No. 1 among QBs** since 1950 (min. 50 starts):

<u>Quarterback</u>	<u>Points Per Game</u>
1. Aaron Rodgers, GB	28.02
2. Tom Brady, NE	27.77
3. Norm Van Brocklin, LA/PHI	27.14

▶ A look at where Rodgers ranks in several categories **since 2011** (min. 900 attempts):

<u>Quarterback</u>	<u>Passer Rating</u>
1. Aaron Rodgers, GB	113.0
2. Drew Brees, NO	103.3
3. Tom Brady, NE	98.4

<u>Quarterback</u>	<u>Touchdowns</u>
1. Drew Brees, NO	103
2. Aaron Rodgers, GB	94
3. Tom Brady, NE	81

<u>Quarterback</u>	<u>Yards/Attempt</u>
1. Aaron Rodgers, GB	8.55
2. Drew Brees, NO	8.06
3. Cam Newton, CAR	7.83

<u>Quarterback</u>	<u>Completion Pct.</u>
1. Aaron Rodgers, GB	67.2
2. Drew Brees, NO	66.9
3. Tony Romo, DAL	66.6

<u>Quarterback</u>	<u>TD/INT Ratio</u>
1. Aaron Rodgers, GB	5.22 (94/18)
2. Tom Brady, NE	3.38 (81/24)
3. Drew Brees, NO	2.71 (103/38)

BROWNS AT PACKERS – WEEK 7

A RATINGS SUCCESS

Since taking over as the starter in 2008 (83 starts), **QB Aaron Rodgers** has posted more 100-plus passer rating games (min. 15 attempts) than any other quarterback in the league:

<u>Quarterback</u>	<u>100-Rating Games (Since '08)</u>
1. Aaron Rodgers, GB	49
2. Drew Brees, NO	47
3. Philip Rivers, SD	42

▶ Rodgers' 43 games with a 100-plus rating in his first 75 career starts **set an NFL record** among QBs whose careers started since 1970:

<u>Quarterback</u>	<u>100-Rating Games (First 75 Starts)</u>
1. Aaron Rodgers, GB	43
2. Tony Romo, DAL	40
3. Philip Rivers, SD	36

▶ Rodgers posted a 100-plus passer rating in each of the first 12 games in 2011, a streak that **topped the NFL single-season mark** of nine set by Colts QB Peyton Manning in 2004.

▶ A look at where Rodgers' ranks in the NFL **since 2011**:

<u>Quarterback</u>	<u>100-rating games</u>
1. Aaron Rodgers, GB	24
2. Drew Brees, NO	23
3. Tom Brady, NE	22

<u>Quarterback</u>	<u>130-rating games</u>
1. Aaron Rodgers, GB	10
2t. Peyton Manning, IND/DEN; Drew Brees, NO; Tony Romo, DAL	6

PICKING UP YARDS

QB **Aaron Rodgers** once again finds himself among the league leaders in yards per attempt, with his 8.95-yard average checking in at No. 3 in the league this season through Week 6.

▶ Rodgers ranks No. 3 in the category in NFL history (min. 1,500 attempts):

<u>Quarterback</u>	<u>Yards/Attempt (Career)</u>
1. Otto Graham, CLE	8.63
2. Sid Luckman, CHI	8.42
3. Aaron Rodgers, GB	8.18

▶ Rodgers has finished in the top 10 in the category each season since he became the starter in 2008, one of only two QBs (Texans QB Matt Schaub) in the league to do so over that span. Rodgers finished in the top five in every season but one (9th in 2008).

▶ Rodgers posted a career-best average of 9.25 yards per attempt in 2011, the fourth-best single-season mark by an NFL quarterback since the merger behind only Rams QB Kurt Warner (9.88 in 2000), Falcons QB Chris Chandler (9.65 in 1998) and Raiders QB Ken Stabler (9.41 in 1976).

▶ In 83 career starts, Rodgers has posted an average of 8.00 yards per attempt or better in 48 of those games. The Packers have a 39-9 record (.813) in those contests.

TAKING HIS PLACE AMONG THE GAME'S BEST

Rodgers surpassed the 1,500-attempt plateau for his career in 2010, the benchmark to qualify for passer rating in the NFL record book.

▶ Rodgers has completed 1,870 of 2,849 passes (65.6 percent) in his career for 23,307 yards and 181 touchdowns with 50 interceptions for a 104.7 passer rating in the regular season, **No. 1 in NFL history**:

<u>Quarterback</u>	<u>Career Passer Rating</u>
1. Aaron Rodgers, GB	104.7
2. Steve Young, TB/SF	96.8
3. Peyton Manning, IND/DEN	96.7
4. Tony Romo, DAL	96.4
5. Tom Brady, NE	96.0

▶ With his league-leading 108.0 passer rating last season, Rodgers became only the **second quarterback in NFL history** to register four straight 100-plus passer rating seasons, joining 49ers QB Steve Young (1991-94).

▶ With 4,295 passing yards in 2012, Rodgers brought his total in five seasons as a starter to 21,332. That ranks **No. 1 in NFL history** for the most passing yards by a QB in his first five seasons as a starter, topping the previous mark held by Peyton Manning (20,618, 1998-2002).

▶ In 83 career regular-season starts, Rodgers has eclipsed the century mark in passer rating 49 times and recorded 31 games of 300-plus yards.

▶ Where Rodgers ranks among active NFL quarterbacks **since he took over as the starter in 2008** (min. 1,000 attempts):

<u>Quarterback</u>	<u>Passing Yards</u>
1. Drew Brees, NO	26,688
2. Philip Rivers, SD	23,050
3. Aaron Rodgers, GB	22,978

<u>Quarterback</u>	<u>Passing TDs</u>
1. Drew Brees, NO	204
2. Aaron Rodgers, GB	180
3. Philip Rivers, SD	159

<u>Quarterback</u>	<u>Passer Rating</u>
1. Aaron Rodgers, GB	105.4
2. Peyton Manning, IND/DEN	100.8
3. Drew Brees, NO	100.5

<u>Quarterback</u>	<u>Yards/Attempt</u>
1. Aaron Rodgers, GB	8.24
2. Philip Rivers, SD	8.12
3. Drew Brees, NO	7.92

<u>Quarterback</u>	<u>INT Percentage</u>
1. Tom Brady, NE	1.6
2. Aaron Rodgers, GB	1.8
3. Sam Bradford, STL	2.1

<u>Quarterback</u>	<u>25-Yard Passes</u>
1. Drew Brees, NO	212
2. Aaron Rodgers, GB	202
3. Eli Manning, NYG	181

<u>Quarterback</u>	<u>Rushing Yards</u>
1. Michael Vick, PHI	1,999
2. Cam Newton, CAR	1,600
3. Aaron Rodgers, GB	1,458



BROWNS AT PACKERS – WEEK 7

TAKING CARE OF THE BALL

Since taking over as the starter in 2008, QB **Aaron Rodgers** has been one of the best in the league when it comes to limiting interceptions.

- ▶ Rodgers has thrown just 49 interceptions as a starter. His career INT percentage of 1.76 (50 INTs on 2,849 attempts) ranks **No. 1 in NFL history** (min. 1,500 attempts):

<u>Quarterback</u>	<u>Career INT Pct.</u>
1. Aaron Rodgers, GB	1.76
2. Tom Brady, NE	2.05
3. Neil O'Donnell, PIT/NYJ/CIN/TEN	2.11

- ▶ Rodgers also ranks **No. 1 in league annals** in career TD/INT ratio:

<u>Quarterback</u>	<u>TD/INT Ratio</u>
1. Aaron Rodgers, GB	3.62 (181/50)
2. Tom Brady, NE	2.69 (342/127)
3. Matt Ryan, ATL	2.17 (137/63)

- ▶ At the time of Rodgers' 150th career TD pass (Week 7 last season), he had thrown just 42 career INTs. That easily bested Dolphins QB Dan Marino's **NFL record** of 69 INTs at the time of his 150th career TD pass.

- ▶ Rodgers holds two of the three lowest interception percentage marks (min. 200 attempts) in a season in team history:

<u>Quarterback</u>	<u>Season INT Pct.</u>
1t. Aaron Rodgers, 2011	1.20 (6 INTs, 502 att.)
1t. Bart Starr, 1966	1.20 (3 INTs, 251 att.)
3. Aaron Rodgers, 2009	1.29 (7 INTs, 541 att.)

- ▶ Rodgers **leads the league** with 45 zero-interception games since 2008:

<u>Quarterback</u>	<u>Zero-INT Games</u>
1. Aaron Rodgers, GB	45
2t. Tom Brady, NE	42
2t. Joe Flacco, BAL	42

- ▶ Rodgers saw his streak of 41 straight regular-season starts without a two-INT game come to an end in Week 3 at Cincinnati, the **longest streak by an NFL QB since the 1970 AFL-NFL merger**. The previous record was 27 straight games by QB Neil O'Donnell from 1997-99.

- ▶ In Week 1 at San Francisco, Rodgers' streak of 159 consecutive passing attempts in the regular season without an interception came to an end. It is tied for the fourth-longest streak in team history.

HITTING HIS MARK

QB **Aaron Rodgers** completed 371 of 552 passes last season, a 67.2 completion percentage that ranked **No. 3 in the league**.

- ▶ Rodgers set a single-season franchise record with his 68.3 completion percentage (343-502) in 2011. He holds the top two and three of the top four single-season marks in team annals:

<u>Quarterback</u>	<u>Completion Pct.</u>
1. Aaron Rodgers, 2011	68.3
2. Aaron Rodgers, 2012	67.2
3. Brett Favre, 2007	66.5
4. Aaron Rodgers, 2010	65.7
5. Brett Favre, 2003	65.3

- ▶ Rodgers ranks **No. 3 in NFL history** in career completion percentage (min. 1,500 attempts), connecting on 1,870 of 2,849 attempts:

<u>Quarterback</u>	<u>Career Completion Pct.</u>
1. Chad Pennington, NYJ/MIA	66.046
2. Drew Brees, SD/NO	65.643
3. Aaron Rodgers, GB	65.637

- ▶ Rodgers finished last season with 371 completions, one shy of the single-season franchise mark:

<u>Quarterback</u>	<u>Completions</u>
1. Brett Favre, 2005	372
2. Aaron Rodgers, 2012	371
3. Brett Favre, 1994	363

- ▶ In Week 3 at Cincinnati, Rodgers moved past Bart Starr (1,808) for No. 2 on the all-time franchise list behind only Brett Favre (5,377).

THIRD DOWN IS THE CHARM

- ▶ A glance at where QB **Aaron Rodgers** ranks on third down in several categories since 2009 (min. 250 attempts):

<u>Quarterback</u>	<u>Passer Rating</u>
1. Aaron Rodgers, GB	110.0
2. Tom Brady, NE	106.1
3. Drew Brees, NO	103.4

<u>Quarterback</u>	<u>TD/INT Ratio</u>
1. Tom Brady, NE	8.17 (49/6)
2. Aaron Rodgers, GB	4.40 (44/10)
3. Matt Ryan, ATL	2.87 (43/15)

<u>Quarterback</u>	<u>Yards/Attempt</u>
1. Aaron Rodgers, GB	9.08
2. Drew Brees, NO	8.35
3. Eli Manning, NYG	8.32

<u>Quarterback</u>	<u>25-Yard Passes</u>
1. Eli Manning, NYG	57
2. Aaron Rodgers, GB	56
3. Philip Rivers, SD	49

- ▶ Rodgers has completed 27 of 51 passes for 378 yards and a TD with two INTs for a 67.3 passer rating on third down this season.

- ▶ In 2012, Rodgers threw for 1,298 yards and nine TDs with one INT on 92-of-144 passing (63.9 percent) on third down. He ranked No. 1 in the league in third-down passer rating (110.8), No. 1 in yards per attempt (9.01) on third down and No. 2 in 25-yard passes (15) on third down.

- ▶ He connected on 80 of 122 passes (65.6 percent) for 1,136 yards and nine TDs with two INTs on third down in 2011. His passer rating of 113.3 on third down ranked **No. 2 in the NFL** in 2011.

- ▶ In '09, Rodgers ranked No. 1 in the NFL with a 133.5 rating. No other quarterback in the league threw for as many yards (1,710) or touchdowns (14) on third down as Rodgers, and his passer rating was the best in the NFL since Kurt Warner's 137.3 rating in 1999 with St. Louis.

- ▶ In 83 career regular-season starts, Rodgers has posted a 100-plus passer rating on third down in 46 of those contests.



BROWNS AT PACKERS – WEEK 7

COOL UNDER FIRE

QB **Aaron Rodgers** was once again one of the most effective passers in the league against the blitz last season.

- ▶ In 2012, Rodgers completed 82 of 127 passes (64.6 percent) for 1,056 yards and 14 TDs with three INTs against the blitz (when a defender not lined up on the line of scrimmage rushes the QB, or more than four players rush the QB) for a 117.4 passer rating.
- ▶ A look at where he ranked in three categories against the blitz in 2012 (min. 60 attempts):

<u>Quarterback</u>	<u>Passer Rating</u>
1. Robert Griffin III, WAS	142.9
2. Alex Smith, SF	127.4
3. Tom Brady, NE	119.5
4. Aaron Rodgers, GB	117.4

<u>Quarterback</u>	<u>Passing TDs</u>
1. Tom Brady, NE	15
2. Aaron Rodgers, GB	14
3t. Andy Dalton, CIN; Peyton Manning, DEN	11

<u>Quarterback</u>	<u>TD Percentage</u>
1. Robert Griffin III, WAS	12.9
2. Aaron Rodgers, GB	11.0
3. Alex Smith, SF	10.3

- ▶ In 83 career starts, Rodgers has posted a 100-plus passer rating against the blitz 40 times (29-11 record in those games). That includes 22 games with a 125-plus rating (149.3 vs. Washington in Week 2).
- ▶ In five games this season, Rodgers has an 82.3 rating against the blitz, connecting on 23 of 46 passes for 366 yards and two TDs with one INT.
- ▶ A glance at where some of Rodgers' numbers against the blitz rank among active quarterbacks **since 2009** (according to STATS LLC, min. 300 attempts):

<u>Quarterback</u>	<u>Passer Rating</u>
1. Aaron Rodgers, GB	111.9
2. Tom Brady, NE	104.3
3. Peyton Manning, DEN/IND	103.1

<u>Quarterback</u>	<u>TD Percentage</u>
1. Aaron Rodgers, GB	7.5
2. Eli Manning, NYG	6.8
3. Peyton Manning, IND/DEN	6.7

<u>Quarterback</u>	<u>Yards/Attempt</u>
1. Aaron Rodgers, GB	9.44
2. Philip Rivers, SD	8.87
3. Drew Brees, NO	8.33

<u>Quarterback</u>	<u>25-Yard Passes</u>
1. Aaron Rodgers, GB	67
2. Philip Rivers, SD	64
3. Eli Manning, NYG	62

- ▶ In 2011, Rodgers ranked **No. 1 in the NFL** against the blitz with a 131.4 passer rating (85 of 125, 1,500 yards, 11 TDs, two INTs). He also led the league with an average of 12.0 yards per attempt vs. the blitz.

- ▶ The top seasons against the blitz in the NFL since 1993 (according to STATS LLC):

<u>Quarterback</u>	<u>Passer Rating</u>
1. Robert Griffin III, WAS, 2012	142.9
2. Peyton Manning, IND, 2004	136.8
3. Aaron Rodgers, GB, 2011	131.4

<u>Quarterback</u>	<u>Yards/Attempt</u>
1. Aaron Rodgers, GB, 2011	12.00
2. Robert Griffin III, WAS, 2012	10.57
3. Ben Roethlisberger, PIT, 2004	10.48

IN THE ZONE

QB **Aaron Rodgers** has been one of the most efficient signal-callers in the league in the red zone since taking over as the starter, and he is off to another strong start in 2013 in that area (17-24, 123 yards, seven TDs).

- ▶ A glance at where some of Rodgers' numbers inside the 20 rank through Week 5 (min. 10 attempts):

<u>Quarterback</u>	<u>Red-Zone Rating</u>
1. Peyton Manning, DEN	128.4
2. Ryan Tannehill, MIA	120.1
3. Aaron Rodgers, GB	119.2

<u>Quarterback</u>	<u>Completion Pct.</u>
1. Peyton Manning, DEN	84.2
2. Terrelle Pryor, OAK	71.4
3. Aaron Rodgers	69.2

<u>Quarterback</u>	<u>Yards/Attempt</u>
1. Peyton Manning, DEN	5.32
2. Ryan Tannehill, MIA	5.06
3. Aaron Rodgers, GB	4.77

- ▶ Among QBs with 50-plus attempts, Rodgers ranked No. 2 in the NFL in red-zone rating last season (109.9), No. 2 in 2011 (107.0), No. 3 in 2010 (107.4), No. 4 in 2009 (107.7) and No. 2 in 2008 (106.8).
- ▶ A look at where Rodgers ranks among active quarterbacks (min. 150 attempts) in three red-zone categories **since 2008**:

<u>Quarterback</u>	<u>Red-Zone Rating</u>
1. Aaron Rodgers, GB	108.5
2. Peyton Manning, IND/DEN	106.7
3. Drew Brees, NO	101.2

<u>Quarterback</u>	<u>Red-Zone TDs</u>
1. Drew Brees, NO	134
2. Aaron Rodgers, GB	115
3. Peyton Manning, DEN	109

<u>Quarterback</u>	<u>TD/INT Ratio (min. 30 TDs)</u>
1. Aaron Rodgers, GB	57.50 (115/2)
2. Peyton Manning, IND/DEN	27.25 (109/4)
3. Jason Campbell, WAS/OAK/CHI/CLE	21.50 (43/2)



BROWNS AT PACKERS – WEEK 7

BIG-PLAY WAYS

WR **Jordy Nelson** is off to another good start this season with a team-high 484 receiving yards, a 96.8-yard average that ranks No. 5 in the NFL:

<u>Player</u>	<u>Receiving Yards/Game</u>
1. Julio Jones, ATL	116.0
2. Antonio Brown, PIT	99.6
3. Jimmy Graham, NO	98.8
4. DeSean Jackson, PHI	98.2
5. Jordy Nelson, GB	96.8

► Nelson's 484 receiving yards have come on 27 catches, a 17.9-yard receiving average that ranks No. 3 in the NFL (min. 20 receptions):

<u>Player</u>	<u>Receiving Avg.</u>
1. Torrey Smith, BAL	20.3
2. Vernon Davis, SF	18.4
3. Jordy Nelson, GB	17.9
4. Hakeem Nicks, NYG	17.7
5. James Jones, GB	17.5

► Nelson has an average of 17.3 yards per catch since 2011, **No. 3 in the league** over that span among players with 120-plus receptions:

<u>Player</u>	<u>Receiving Avg.</u>
1. Vincent Jackson, SD/TB	18.3
2. Torrey Smith, BAL	17.8
3. Jordy Nelson, GB	17.3

► Nelson has eight catches of 25-plus yards this season, which ranks No. 2 in the NFL through Week 6:

<u>Player</u>	<u>25-Yard Catches</u>
1. DeSean Jackson, PHI	9
2. Jordy Nelson, GB	8
3t. Jimmy Graham, NO	7
3t. Alshon Jeffery, CHI	7
3t. Torrey Smith, BAL	7

► Nelson is tied for No. 7 in the NFL in 25-yard catches since 2011:

<u>Player</u>	<u>25-Yard Catches</u>
1. Calvin Johnson, DET	39
2. Vincent Jackson, SD/TB	32
3t. Julio Jones, ATL	31
3t. Brandon Marshall, MIA/CHI	31
3t. Torrey Smith, BAL	31
3t. Demaryius Thomas, DEN	31
7t. Jordy Nelson, GB	30
7t. Dez Bryant, DAL	30
7t. Victor Cruz, NYG	30

► Nelson led the team with 15 TD receptions in 2011, a total that also ranked No. 3 in the NFL. His TD total ranks No. 3 in franchise history behind only Sterling Sharpe (18 in 1994) and Don Hutson (17 in 1942).

► A look at where Nelson ranks in the NFL in TD catches **since 2011**:

<u>Player</u>	<u>Receiving TDs</u>
1. Rob Gronkowski, NE	28
2. Dez Bryant, DAL	27
3t. Jordy Nelson, GB	26
3t. Jimmy Graham, NO	26
5. Calvin Johnson, DET	25

► Nelson is tied for No. 2 in the league in TD catches at home since 2011:

<u>Player</u>	<u>Receiving TDs (Home)</u>
1. Jimmy Graham, NO	18
2t. Jordy Nelson, GB	16
2t. Dez Bryant, DAL	16
2t. Rob Gronkowski, NE	16

► In his last 15 games played at Lambeau Field, Nelson has caught at least one TD pass in 10 of those contests. In 2011, he became the **first NFL player** to catch a TD pass in all eight of his team's home games since the league went to a 16-game schedule in 1978.

► In Week 6 of 2011 vs. St. Louis, Nelson moved into a tie for the No. 2 spot in team history for the most 80-yard TD catches with the third of his career. WR Greg Jennings holds the career franchise mark with four.

► With three TD grabs of 80-plus yards during his career, Nelson is tied for No. 2 among active NFL players:

<u>Player</u>	<u>80-Yard TD Catches</u>
1. Greg Jennings, GB/MIN	4
2t. Jordy Nelson, GB ; Mike Wallace, PIT/MIA	3

SELECT COMPANY

By starting against the 49ers in the season opener at San Francisco, **David Bakhtiari** became just the fourth Green Bay rookie to start at left tackle in Week 1 since the AFL-NFL merger in 1970 and the first to do so since 1985.

► A look at the four Green Bay rookies who have started at LT in the season opener since the 1970 merger:

<u>Player</u>	<u>Date/Opponent</u>
Bill Bain	Sept. 21, 1975, vs. Detroit
Mark Koncar	Sept. 12, 1976, vs. San Francisco
Ken Ruettggers	Sept. 8, 1985, at New England
David Bakhtiari	Sept. 8, 2013, at San Francisco

► Bakhtiari was drafted by the Packers in the fourth round (109th overall) out of the University of Colorado. Of the four players to start at LT in Week 1 for the Packers since the merger, he is the only one not to be drafted in the first two rounds. Ruettggers (No. 7 overall) and Koncar (No. 23 overall) were first-round picks and Bain was a second-round selection (No. 47 overall).

► Bakhtiari was the **only rookie in the league** to start at left tackle in Week 1 this season and has started all five games at left tackle this season.



BROWNS AT PACKERS – WEEK 7

JONES JOINS SELECT COMPANY

WR **James Jones** led the league with 14 touchdown catches last season, becoming the first Packer to lead the NFL in TD catches in a season since WR Sterling Sharpe did so with a franchise-record 18 in 1994.

► A look at the top receiving-TD totals in the league last season:

<u>Player</u>	<u>Receiving TDs</u>
1. James Jones, GB	14
2. Eric Decker, DEN	13
3. Dez Bryant, DAL	12
4t. A.J. Green, CIN	11
4t. Rob Gronkowski, NE	11
4t. Brandon Marshall, CHI	11

► Jones' 2012 season total is tied for No. 4 in franchise history:

<u>Player</u>	<u>Receiving TDs</u>
1. Sterling Sharpe, 1994	18
2. Don Hutson, 1942	17
3. Jordy Nelson, 2011	15
4t. Antonio Freeman, 1998	14
4t. James Jones, 2012	14

► Since the start of 2012, Jones has caught 16 TD passes, which is **tied for No. 2 in the league** over that span:

<u>Player</u>	<u>Receiving TDs</u>
1. Dez Bryant, DAL	18
2t. James Jones, GB	16
2t. Brandon Marshall, CHI	16

► In Green Bay's Week 6 win last season at Houston, Jones caught two TD passes for the third consecutive game. By doing so, he joined WR Don Hutson (Nov. 14-Dec. 5, 1943) as the **only two players in franchise history** to catch two TD passes in three straight games, according to the Elias Sports Bureau.

► Jones' seven TD catches through the first six games last season were the most by a Packer in the opening six games since WR Billy Howton caught eight TD passes in the first six games in 1956.

► In the Packers' win over the Redskins in Week 2, Jones posted career highs in catches (11) and receiving yards (178), including nine receptions for 152 yards in the first half alone.

► Jones became just the **fifth player in franchise history** to post 11-plus catches and 175-plus receiving yards in a game (Don Hutson did so twice):

<u>Player</u>	<u>Catches/Yards</u>
Don Hutson, vs. CleR, 10/18/42	13/209
Don Hutson, vs. Card-Pitt, 10/8/44	11/207
James Lofton, at Den., 10/15/84	11/206
Don Beebe, vs. SF, 10/14/96	11/220
Javon Walker, at Ind., 9/26/04	11/200
James Jones, vs. Was., 9/15/13	11/178

FINDING FINLEY

With his season-high eight receptions last season in Week 17 at Minnesota, TE **Jermichael Finley** brought his season total to 61 receptions, the most by a tight end in franchise history. He is the only Green Bay TE to register three 55-catch seasons:

<u>Tight End</u>	<u>Receptions</u>
1. Jermichael Finley, 2012	61
2. Paul Coffman, 1979	56
3t. Paul Coffman, 1981	55
3t. Jermichael Finley, 2009, 2011	55

► Finley finished third on the team with the 61 catches for 667 yards (10.9 avg.) and two TDs. He now holds three of the top seven single-season yardage totals by a tight end in team annals:

<u>Tight End</u>	<u>Receiving Yards</u>
1. Paul Coffman, 1983	814
2. Jermichael Finley, 2011	767
3. Paul Coffman, 1979	711
4. Paul Coffman, 1981	687
5. Mark Chmura, 1995	679
6. Jermichael Finley, 2009	676
7. Jermichael Finley, 2012	667

► Since Week 11 last season, Finley has caught 52 passes for 624 yards (12.0 avg.) and three TDs. His reception total over that span ranks No. 6 among NFL tight ends:

<u>Tight End</u>	<u>Rec. (Since Week 11, 2012)</u>
1. Jimmy Graham, NO	77
2. Jason Witten, DAL	75
3. Tony Gonzalez, ATL	65
4. Antonio Gates, SD	57
5. Brandon Myers, OAK/NYG	53
6. Jermichael Finley, GB	52

► Finley's average of 52.0 receiving yards per game since Week 11 last season ranks No. 8 among NFL tight ends over that span.

► Finley had five-plus catches in five straight regular-season games (Weeks 15-17, 2012; Weeks 1-2 in 2013), a franchise-record streak for TEs.

► A look at where Finley ranks among Green Bay tight ends in career receiving yards and receptions (games played in parentheses):

<u>Tight End</u>	<u>Receiving Yards</u>
1. Paul Coffman, 1978-85	4,223 (119)
2. Jermichael Finley, 2008-13	2,713 (69)
3. Ron Kramer, 1957-64	2,594 (89)

<u>Tight End</u>	<u>Receptions</u>
1. Paul Coffman, 1978-85	322 (119)
2. Bubba Franks, 2000-07	256 (114)
3. Jermichael Finley, 2008-13	218 (69)



BROWNS AT PACKERS – WEEK 7

MASTERFUL PERFORMANCES

P **Tim Masthay** has posted a 47.5-yard gross punting average through the first five games this season, good for **No. 5 in the NFL**:

<u>Player</u>	<u>Gross Punting Avg.</u>
1. Brandon Fields, MIA	50.6
2. Marquette King, OAK	49.5
3. Sam Martin, DET	48.9
4. Andy Lee, SF	48.6
5. Tim Masthay, GB	47.5

- ▶ Masthay has a net average of 41.1 yards this season, which ranks No. 12 in the league through Week 6.
- ▶ In 2012, Masthay posted a 43.5-yard gross average, a 38.9-yard net average and placed 30 of his 70 punts inside the 20 (tied for No. 7 in the NFL) in 2012.
- ▶ Masthay matched the team record for the most punts inside the 20 in a season (since 1976):

<u>Player</u>	<u>Punts Inside 20</u>
1t. Tim Masthay, 2012	30
1t. Sean Landeta, 1998	30
3. Craig Hentrich, 1996	28
4t. Craig Hentrich, 1995, 1997	26
4t. Josh Bidwell, 2002	26

- ▶ Masthay also set a team record last season for net punting average (since 1976). He now holds the top three marks in franchise history:

<u>Player</u>	<u>Net Punting Avg.</u>
1. Tim Masthay, 2012	38.93
2. Tim Masthay, 2011	38.56
3. Tim Masthay, 2010	37.65
4. Jon Ryan, 2007	37.60
5. Sean Landeta, 1998	37.09

- ▶ By clearing the 150-punt mark for his career in 2012, Masthay qualified in the franchise record books for career gross punting average. He ranks **No. 1 in team history**:

<u>Player</u>	<u>Career Punting Avg.</u>
1. Tim Masthay, 2010-13	44.5
2. Craig Hentrich, 1994-97	42.8
3. Dick Deschaine, 1955-57	42.6

- ▶ With one punt inside the 20 vs. Washington in Week 2, Masthay moved into sole possession of the No. 3 spot in franchise history for the most career punts inside the 20 (since 1976). He is two shy of moving into the No. 2 spot in team annals:

<u>Player</u>	<u>Punts Inside 20</u>
1. Craig Hentrich, 1994-97	104
2. Josh Bidwell, 2000-03	85
3. Tim Masthay, 2010-13	84
4. David Beverly, 1975-80	79

RACKING UP POINTS

K **Mason Crosby** has connected on 13 of 14 field goals this season, with his first miss coming this past Sunday in Baltimore on a 44-yard attempt.

- ▶ Dating back to 2012, Crosby has made 14 consecutive field goals in the regular season before the miss against the Ravens, which is tied for the fourth-longest streak in team history:

<u>Player</u>	<u>Consec. FGs Made</u>
1. Mason Crosby, 2010-11	23
2. Chris Jacke, 1993	17
3. Chris Jacke, 1989-90	15
4t. Mason Crosby, 2012-13	14
4t. Ryan Longwell, 2002	14
4t. Ryan Longwell, 2002-03	14

- ▶ Crosby tied a single-game franchise record with five made FGs vs. Detroit in Week 5, matching Jacke (two games with five FGs) and Longwell (one game).
- ▶ Crosby followed that up with four made FGs in the 19-17 win at Baltimore on Sunday, giving him nine FGs in the last two games. That is the **most by a Green Bay kicker over a two-game span** in franchise history.
- ▶ Crosby has 53 points this season (13 FGs, 14 extra points), which ranks **No. 7 in the NFL** this season among kickers.

<u>Kicker</u>	<u>Points (2013)</u>
1. Matt Prater, DEN	61
2t. Stephen Gostkowski, NE	59
2t. Garrett Hartley, NO	59
4. Steven Hauschka, SEA	57
5. Alex Henery, PHI	56
6. Nick Novak, SD	54
7. Mason Crosby, GB	53

- ▶ Crosby currently has 815 career points, which ranks No. 4 in team history:

<u>Player</u>	<u>Career Points</u>
1. Ryan Longwell, 1997-2004	1,054
2. Don Hutson, 1935-45	823
3. Chris Jacke, 1989-96	820
4. Mason Crosby, 2007-13	815
5. Paul Hornung, 1957-62, 1964-66	760

- ▶ Crosby reached the 800-point mark for his career in his 100th regular-season game (Week 5 vs. Detroit), the **fastest to 800 points in franchise history** (Longwell, 107 games).
- ▶ Crosby ranks No. 2 in franchise annals for 100-point seasons:

<u>Player</u>	<u>100-Point Seasons</u>
1. Ryan Longwell, 1997-2004	8
2. Mason Crosby, 2007-13	6
3t. Paul Hornung, 1960-61, 1964	3
3t. Chris Jacke, 1989, 1993, 1996	3

- ▶ Crosby's 762 points from 2007-12 **set an NFL record** for the most scored by a player in his **first six seasons in the league**, topping the previous mark of 755 by Indianapolis K Mike Vanderjagt (1998-2003).



BROWNS AT PACKERS – WEEK 7

CLAY FINDS HIS WAY TO THE QUARTERBACK

LB **Clay Matthews** ranked No. 5 in the league last season with 13.0 sacks, despite missing four games due to a hamstring injury:

<u>Player</u>	<u>Sacks (2012)</u>
1. J.J. Watt, HOU	20.5
2. Aldon Smith, SF	19.5
3. Von Miller, DEN	18.5
4. Cameron Wake, MIA	15.0
5. Clay Matthews, GB	13.0

- ▶ Matthews has finished in the top five in the league in sacks in two of the last three seasons (No. 4 in 2010 with 13.5 sacks).
- ▶ Matthews has registered 45.5 sacks since entering the NFL in 2009, which is **tied for No. 5 in the league** over that span:

<u>Player</u>	<u>Sacks (Since 2009)</u>
1. Jared Allen, MIN	63.0
2. DeMarcus Ware, DAL	61.5
3. Tamba Hali, KC	51.5
4. Robert Mathis, IND	47.5
5t. Clay Matthews, GB	45.5
5t. Cameron Wake, MIA	45.5

- ▶ Matthews ranks No. 3 in team history in 10-sack seasons and No. 5 in two-sack games:

<u>Player</u>	<u>10-Sack Seasons</u>
1t. Reggie White, 1993, 1995, 1997-98	4
1t. Kabeer Gbaja-Biamila, 2001-04	4
3. Clay Matthews, 2009-10, 2012	3

<u>Player</u>	<u>Two-Sack Games</u>
1. Reggie White, 1993-98	16
2. Kabeer Gbaja-Biamila, 2000-08	15
3. Tim Harris, 1986-90	14
4. Aaron Kampman, 2002-09	10
5. Clay Matthews, 2009-13	9

- ▶ Matthews ranks No. 5 in team history with 45.5 career sacks (games played in parentheses):

<u>Player</u>	<u>Career Sacks</u>
1. Kabeer Gbaja-Biamila, 2000-08	74.5 (124)
2. Reggie White, 1993-98	68.5 (95)
3. Tim Harris, 1986-90	55.0 (76)
4. Aaron Kampman, 2002-09	54.0 (112)
5. Clay Matthews, 2009-13	45.5 (62)

- ▶ Matthews registered three sacks in the 2012 postseason, giving him 7.5 career sacks in the playoffs. That ranks No. 2 in team history:

<u>Player</u>	<u>Playoff Sacks</u>
1. Reggie White	8.0
2. Clay Matthews	7.5
3. Keith McKenzie; Sean Jones	4.0

- ▶ Matthews' three sacks in last season's playoffs tied him for No. 2 in franchise history for the most in a single postseason (since 1982), trailing only his 2010 postseason total of 3.5 sacks:

<u>Player</u>	<u>Sacks (Playoffs)</u>
1. Clay Matthews, 2010	3.5
2t. Clay Matthews, 2012	3.0
2t. Tony Bennett, 1993	3.0
2t. Reggie White, 1996	3.0
2t. Keith McKenzie, 1997	3.0
2t. Aaron Kampman, 2003	3.0

- ▶ Matthews has 7.5 career postseason sacks in eight playoff games. Among active players, that total ranks No. 2 in the league for the most sacks by a player in his first eight postseason contests:

<u>Player</u>	<u>Sacks</u>
1. LaMarr Woodley, PIT	11.0
2. Clay Matthews, GB	7.5
3. Terrell Suggs, BAL	7.0

- ▶ Since entering the NFL in 2009, Matthews has registered 148.0 quarterback knockdowns/hurries, which is good for No. 6 in the NFL over that span (according to STATS LLC):

<u>Player</u>	<u>QB Knockdowns/Hurries</u>
1. DeMarcus Ware, DAL	175.0
2. Tamba Hali, KC	174.5
3. Jared Allen, MIN	161.0
4. Trent Cole, PHI	153.5
5. Cameron Wake, MIA	151.0
6. Clay Matthews, GB	148.0

- ▶ When Matthews intercepted Giants QB Eli Manning at New York in Week 13 of 2011 and returned the pick 38 yards for a score, it marked the third straight season that he had scored a defensive TD.
- ▶ Matthews is the **only player in franchise history** to score a defensive TD in each of his first three seasons in the league (2009-11).
- ▶ Matthews was named to his fourth straight Pro Bowl in 2012, becoming the **first Packer** to earn Pro Bowl recognition in each of his first four seasons in the league.
- ▶ He received first-team All-Pro honors from *The Associated Press* in 2010, the first Packer LB to earn that recognition since Tim Harris in 1989. Matthews finished second to only Pittsburgh S Troy Polamalu in the AP Defensive Player of the Year voting in 2010.
- ▶ In 2009, Matthews set a Packers rookie record with 10 sacks on his way to earning Pro Bowl honors, the first Green Bay rookie to be named to the all-star game since Hall of Fame WR James Lofton in 1978.
- ▶ A look at where Matthews' sack total in his first 20 pro games ranks in NFL history (since 1982):

<u>Player</u>	<u>Sacks</u>
1. Aldon Smith, SF	18.5
2. Clay Matthews, GB	17.0
3t. L. O'Neal, SD; J. Abraham, NYJ; V. Miller DEN	16.5



BROWNS AT PACKERS – WEEK 7

M.D. WITH THE TD

In the Packers' loss to Cincinnati in Week 3, S **M.D. Jennings** scored on a 24-yard fumble return, his second touchdown in the last 10 regular-season games.

- ▶ Jennings' first career score came on a 72-yard interception return last season at Detroit in Week 11. Since Week 11 last season, Jennings is **tyed for No. 2 in the NFL** with the two defensive touchdowns:

Player	Defensive TDs
1. Janoris Jenkins, STL	4 (3 INT, 1 FR)
2t. M.D. Jennings, GB	2 (1 INT, 1 FR)
2t. Zach Brown, TEN	2 (2 INT, 0 FR)
2t. Darius Butler, IND	2 (2 INT, 0 FR)
2t. DeAngelo Hall, WAS	2 (1 INT, 1 FR)
2t. Tim Jennings, CHI	2 (2 INT, 0 FR)
2t. Richard Sherman, SEA	2 (2 INT, 0 FR)

- ▶ Since 2012, Jennings is **tyed for No. 1 in the NFL** in defensive touchdowns among safeties and the **only safety in the league** to score on both an interception return and a fumble return over that span:

Safety	Defensive TDs
1t. M.D. Jennings, GB	2 (1 INT, 1 FR)
1t. Harrison Smith, MIN	2 (2 INT, 0 FR)
1t. Major Wright, CHI	2 (2 INT, 0 FR)

- ▶ With the fumble return for a TD at Cincinnati in Week 3, Jennings became the first Packer safety to score on a fumble return since Darren Sharper posted a 15-yard TD return vs. Jacksonville on Dec. 19, 2004.
- ▶ Among current Packers on the roster, Jennings is tied with CB **Tramon Williams** (two) for No. 2 on the team in career defensive TDs behind only LB **Clay Matthews** (three TDs).

SACKS FROM THE BACKS

With his 10-yard sack of QB Joe Flacco on Sunday at Baltimore, CB **Micah Hyde** became the fourth Green Bay defensive back to register a sack this season as he joined S **M.D. Jennings** and CBs **Davon House** and **Tramon Williams**.

- ▶ With four different defensive backs already recording at least one full sack this season, the Packers have tied the single-season franchise record (since 1982), matching the mark set in 1986, 2003, 2009 and 2012.
- ▶ Green Bay ranks No. 2 in the NFL through Week 6 as far as defensive backs with at least one full sack this season:

Team	DBs/Full Sack
1. Oakland	5
2. Green Bay	4
3. Carolina	3

- ▶ Green Bay's DBs have generated 22.0 sacks since 2009, No. 4 in the NFL over that span:

Team	Sacks by DBs
1. N.Y. Jets	26.5
2. New Orleans	24.0
3. Oakland	23.0
4. Green Bay	22.0

STIFLING SIGNAL-CALLERS

Under defensive coordinator **Dom Capers**, Green Bay's defense has been one of the best in the league in opponent passer rating.

- ▶ **Since 2009**, opposing quarterbacks have completed 1,411 of 2,453 passes (57.5 percent) for 17,250 yards and 109 touchdowns with 105 interceptions against the Packers. The 76.3 passer rating registered by opposing signal-callers over that span ranks **No. 3 in the NFL**:

Team	Opp. Passer Rating (Since 2009)
1. N.Y. Jets	73.6
2. Baltimore	76.1
3. Green Bay	76.3

- ▶ Green Bay has held its opponents to a passer rating less than 80 in 38 of 69 games since 2009. The Packers have a **36-2 mark (.947)** in those games:

Team	<80-Rating Games (Since 2009)
1. N.Y. Jets	42 (28-14)
2. Baltimore	39 (32-7)
3. Green Bay	38 (36-2)

- ▶ A look at the Packers' record by opponent passer rating since 2009:

Passer Rating	GB Record Since 2009
Less than 70	26-1 (.963)
71-79	10-1 (.909)
80-89	7-4 (.636)
90-99	1-2 (.333)
100-plus	6-11 (.353)

YOUTH IS SERVED

Based on Week 1 rosters, the Packers checked in as the ninth-youngest team in the NFL this season.

- ▶ Green Bay's opening-day roster had an average age of 25.64, which was the fourth youngest in the NFC behind Seattle (24.98), San Francisco (25.43) and Dallas (25.58). AFC squads with younger rosters were Cleveland (25.25), Jacksonville (25.28), Buffalo (25.45), Kansas City (25.57) and the N.Y. Jets (25.58).
- ▶ Since General Manager **Ted Thompson** took over in 2005, the Packers' Week 1 roster has been among the 10 youngest in the league each season. That included a string of four straight seasons (2006-09) where Green Bay either had or were tied for the youngest roster in the NFL.
- ▶ A look at the average ages of the Packers' Week 1 rosters since 2005:

Season	Average Age/League Ranking
2005	26.19 (9th-tied)
2006	25.57 (1st)
2007	25.72 (1st)
2008	25.57 (1st-tied)
2009	25.70 (1st)
2010	25.92 (5th)
2011	25.74 (3rd-tied)
2012	25.70 (6th)
2013	25.64 (9th)

BROWNS AT PACKERS – WEEK 7

ON THE ROAD AGAIN

Green Bay went 7-1 away from Lambeau Field in 2011, with the seven road wins setting a single-season franchise record.

- ▶ The Packers have been able to stay above the .500 mark on the road during Head Coach **Mike McCarthy's** tenure, a notable achievement in the National Football League.
- ▶ Since 2006, McCarthy's first season as the head coach in Green Bay, only 11 of 32 NFL teams have regular-season road records above .500.

Team	W-L Record	Pct.
1. New England	43-16-0	.729
2. New Orleans	35-24-0	.593
3. Indianapolis	34-25-0	.576
4. Philadelphia	34-25-1	.575
5. N.Y. Giants	34-26-0	.567
6. Green Bay	33-26-0	.559
7. Dallas	31-27-0	.534
8t. Pittsburgh, San Diego	31-28-0	.525
10. Chicago	30-28-0	.517
11. Denver	29-29-0	.500

313 AND COUNTING

Another packed house at Lambeau Field against the Lions in Week 5 brought the stadium's consecutive-sellouts streak to 313 games (295 regular season, 18 playoffs).

- ▶ The league's longest-tenured stadium, Lambeau Field is hosting its 57th season of football in 2013. A total of 635,610 fans made their way through the turnstiles for the nine home contests in 2012.
- ▶ Across American professional sports, only Boston's Fenway Park (1912) and Chicago's Wrigley Field (1914) have longer tenures.

THE LAMBEAU ADVANTAGE

The crown jewel of the National Football League, Lambeau Field has long been known as one of the tougher venues to play in, particularly during the harsh Wisconsin winter.

- ▶ Re-establishing home-field advantage after a 4-4 mark in 2008 was one of the goals of 2009, and with the Packers finishing 6-2 at home, they accomplished that goal. Green Bay followed that up with a 7-1 mark at Lambeau Field in 2010, a perfect 8-0 record in 2011, the first undefeated home mark since 2002, and a 7-1 mark last season.
- ▶ Head Coach **Mike McCarthy** stated consistently upon his arrival in Green Bay that one of the team's goals would be to reclaim the mystique of playing at Lambeau Field. Mission accomplished. The team is 43-9 (.827) at home over its past 52 regular-season games.
- ▶ Since **Ron Wolf** and **Mike Holmgren** began the revitalization of the franchise in 1992, Green Bay owns the best home record in the NFL. A look at the top regular-season home W-L records since the '92 season:

Team	W-L Record	Pct.
1. Green Bay	131-39-0	.771
2. Pittsburgh	121-48-1	.715
3. New England	120-51-0	.702
4. Denver	120-52-0	.698
5. Baltimore (since '96)	96-42-1	.694

HOT AT HOME

The Packers' win over Dallas at Lambeau in Week 10 of 2009 was the first step to a 7-1 finish and a playoff berth for Green Bay.

- ▶ Since that win, the Packers have been one of the best teams in the league at home. Green Bay's lone regular-season defeats since then came to Miami in 2010 (Week 6) and in the 2012 season opener vs. San Francisco:

Team	W-L Record	Pct.
1. Green Bay	28-2	.933
2. New England	27-3	.900
3. Baltimore	26-5	.839

IN THE FREE-AGENCY ERA

Talk of unrestricted free agency in the early '90s led many to forecast tough times for the small-town Green Bay Packers.

- ▶ However, Green Bay has remained among the most successful teams since the advent of free agency in 1993. The Packers have won 10 or more games 13 times since '93 and captured nine division crowns.
- ▶ A look at the most successful teams in the free-agency era:

Team	W-L Since '93	Pct.	Playoff Berths
1. New England	215-111-0	.660	14
2. Green Bay	208-117-0	.640	15
3. Pittsburgh	202-122-1	.623	13
4. Denver	193-133-0	.592	10
5. Indianapolis	191-135-0	.586	14

IN THE LEAGUE RANKINGS, 2013















GREEN BAY (Team)			CLEVELAND (Team)		
Category	NFC	NFL	Category	AFC	NFL
Turnover Margin (-3)	15	25T	Turnover Margin (0)	7T	16T
Points Scored (27.4)	4	5	Points Scored (19.7)	11	24
Points Allowed (22.8)	7	17	Points Allowed (20.8)	6	11
Total Offense (450.2)	1	2	Total Offense (330.0)	11	24
Rushing (140.8)	4	5	Rushing (86.8)	12	22
Passing (309.4)	3	4	Passing (243.2)	8	17
Total Defense (371.8)	7	18	Total Defense (312.5)	5	7
vs. Rush (78.2)	1	3	vs. Rush (98.2)	3T	7T
vs. Pass (293.6)	13	28	vs. Pass (214.3)	5	8
Third-Down Offense (37.9%)	9	15	Third-Down Offense (34.4%)	13	25
Third-Down Defense (36.2%)	4	9T	Third-Down Defense (44.1%)	16	29
Red-Zone Offense (45.0%)	15T	27T	Red-Zone Offense (60.0%)	4	10
Red-Zone Defense (75.0%)	16	31	Red-Zone Defense (64.7%)	15	26

GREEN BAY (Individual)			CLEVELAND (Individual)		
Category	NFC	NFL	Category	AFC	NFL
Passing: Rodgers (101.9)	3	5	Passing: Weeden (71.4)	16	28
Rushing: Lacy (270)	13	25	Rushing: McGahee (164)	24	45
Receptions: Cobb (29)	14T	29T	Receptions: Cameron (38)	4	6
Rec. Yds.: Nelson (484)	5	9	Rec. Yds.: Cameron (460)	8	14
Interceptions: Neal/Shields (1)	22T	38T	Interceptions: Gipson/Ward (2)	7T	14T
Sacks: Three players (3.0)	14T	34T	Sacks: D.Bryant (3.5)	18T	27T



2013 SCHEDULE NOTES

2013 OPPONENTS

		NFL Rank (2013)	
	Record	Offense	Defense
 Atlanta Falcons.....	(1-4)	8	19
 at Baltimore Ravens ...	(3-3)	22	17
 Chicago Bears	(4-2)	11	20
 at Cincinnati Bengals..	(4-2)	12	8
 Cleveland Browns.....	(3-3)	24	7
 at Dallas Cowboys.....	(3-3)	13	30
 Detroit Lions.....	(4-2)	9	26
 Minnesota Vikings.....	(1-4)	19	31
 at New York Giants.....	(0-6)	17	24
 Philadelphia Eagles.....	(3-3)	3	32
 Pittsburgh Steelers.....	(1-4)	18	6
 at San Francisco 49ers..	(4-2)	23	9
 Washington Redskins..	(1-4)	4	27T

A LOOK AT THE SCHEDULE

The Green Bay Packers' 93rd NFL regular-season schedule is headlined by four prime-time games (subject to flexible scheduling) and a Thanksgiving contest at Detroit.

- ▶ Green Bay's schedule includes seven games against 2012 playoff teams, with three of those contests (Atlanta, Minnesota, Washington) at Lambeau Field and four on the road (Baltimore, Cincinnati, Minnesota, San Francisco). The Packers will travel to play both of the teams that played in Super Bowl XLVII (Baltimore and San Francisco).
- ▶ The Packers have two prime-time contests at home (vs. Chicago on *Monday Night Football* in Week 9 and vs. Atlanta on Sunday night in Week 14) and two on the road (Sunday night contests at Minnesota in Week 8 and at the N.Y. Giants in Week 11). Green Bay plays at Detroit on Thanksgiving in a nationally televised contest.
- ▶ The Packers' bye was in Week 4, the earliest their open date has come on the schedule since they had a Week 4 bye in 1999.
- ▶ For the first time since entering the National Football League in 1921, Green Bay does not have back-to-back road games on its schedule.
- ▶ The Packers have 14 games on Sunday, including seven straight to start the season, one Monday night game and the Thursday game on Thanksgiving.
- ▶ For just the second time in eight seasons under Head Coach **Mike McCarthy** (also 2010), the Packers opened the season on the road, this year against San Francisco on Sunday, Sept. 8. Green Bay opened its season against the 49ers for the second straight year and at San Francisco for the first time in franchise history.
- ▶ In Week 2, the Packers opened their home slate against the Redskins for the first time since 1933, when they hosted the Boston Redskins in the season opener.
- ▶ Green Bay headed into its Week 4 bye with a road contest at Cincinnati in Week 3, and then hosted Detroit in Week 5, the third time in the past five seasons that the Lions have visited Lambeau Field in October.
- ▶ The Packers traveled to Baltimore in Week 6 to take on the Ravens, the second straight season that Green Bay had visited the defending Super Bowl champions (N.Y. Giants in 2012).
- ▶ Green Bay's Week 8 trip to Minnesota for a Sunday night contest kicks off a stretch of three prime-time games in four weeks for the Packers.
- ▶ In Week 9, the Packers will host the Bears in a Monday night game, the 21st consecutive season that Green Bay has appeared on *Monday Night Football* (1993-2013). It marks the eighth straight season (2006-13) that the division rivals have squared off in a prime-time contest.
- ▶ Green Bay stays home on a short week to host the Eagles in Week 10 before traveling to New York for the second straight season to play the Giants in a Sunday night contest.
- ▶ The Packers visit Detroit on Thanksgiving (Week 13) for the fourth time in seven seasons (2007, 2009, 2011) and then return home for their final scheduled prime-time contest against Atlanta in Week 14 on Sunday night.
- ▶ The Packers' lone NFC North contest in the final month of the season comes in Week 17 at Chicago, the second time under McCarthy (also 2006) that Green Bay has closed out the regular season at Soldier Field. The Packers visit Dallas in Week 15 and host Pittsburgh in the home finale in Week 16.



STREAKS & MILESTONES – REGULAR SEASON

18 RANDALL COBB

- ▶ Set a single-season franchise record with a league-high 2,342 combined net yards in 2012, topping the previous team mark of 2,250 yards by RB Ahman Green in 2003.
- ▶ Has three kick return scores (two punts, one kickoff) in his career, which ties him for No. 2 in franchise history behind only RB Travis Williams' six return TDs (one punt, five kickoffs).
- ▶ Is tied for No. 4 in the NFL with the three total kick return TDs since 2011.

2 MASON CROSBY

- ▶ His 762 points from 2007-12 rank No. 1 in NFL history for the most points scored by a player in his first six seasons, topping the mark of Indianapolis K Mike Vanderjagt (755, 1998-2003).
- ▶ In 2011, set a franchise record with a 58-yard field goal in Week 7 at Minnesota, eclipsing the mark of 56 yards he held (Week 1 at Philadelphia, 2010; Week 5 at Atlanta, 2011).
- ▶ Ranks No. 4 in team annals with 815 career points, having surpassed Paul Hornung (760) last season at Minnesota in Week 17. Needs six points to surpass No. 3 Chris Jacke (820).
- ▶ Reached the 800-point mark for his career in his 100th game, the fastest in franchise history ahead of Longwell (107 games).
- ▶ Ranks No. 2 in team history for the most 100-point seasons with six, trailing only K Ryan Longwell (eight).
- ▶ Made 23 straight field goals from Week 13 of 2010 through Week 10 of 2011, the longest regular-season streak in franchise history as he eclipsed Chris Jacke's mark of 17 (1993).
- ▶ For his career, has hit 107 of 118 field goals (90.7 percent) from 39 yards and closer.
- ▶ Has hit 42 of 59 field goals (71.2 percent) from 40-49 yards.
- ▶ Has hit 16 of 35 field goals (45.7 percent) from 50-plus yards.

88 JERMICHAEL FINLEY

- ▶ Set a single-season franchise record for the most catches by a tight end with 61 in 2012.
- ▶ Is the only tight end in franchise history to register three 55-catch seasons (2009, 2011, 2012).
- ▶ Ranks No. 2 all-time among Green Bay tight ends with three 100-yard receiving games in his career, trailing only Paul Coffman (six).
- ▶ Ranks No. 2 among TEs in team history with 2,713 receiving yards, having surpassed Ron Kramer (2,594) in Week 2 vs. Washington.
- ▶ Is No. 3 among TEs in team annals with 218 receptions. Needs 39 more catches to move past No. 2 Bubba Franks (256).
- ▶ In Week 4 vs. New Orleans last season, surpassed 2,000 career receiving yards in his 52nd career game, fastest among tight ends in franchise history (Coffman, 66 games).

50 A.J. HAWK

- ▶ Is tied for No. 2 in franchise history for the most seasons leading the team in tackles with four (2006, 2008, 2010, 2012). He trails only LB Nick Barnett, who led the team in tackles five times (2003-05, 2007, 2009).
- ▶ Has either led the team or finished second in tackles in six of his seven seasons in Green Bay. Has posted 100-plus tackles in six of seven seasons.
- ▶ Currently has 924 career tackles and is 29 tackles shy of moving into the top five in team history (since defensive stats began to be recorded by coaches in 1975). Trails No. 5 LeRoy Butler (953 career tackles) by 29 tackles.

89 JAMES JONES

- ▶ Led the NFL with 14 TD catches in 2012, the first Packer to lead the league in the category since WR Sterling Sharpe did so with a franchise-record 18 in 1994.
- ▶ Caught at least two TD passes in three straight games in 2012 (Weeks 4-6), joining Don Hutson (1943) as the only players in franchise history to accomplish that feat.
- ▶ Has caught at least five TD passes each of the past four seasons (2009-12), the first Packer to do so since WR Antonio Freeman accomplished the feat in six consecutive seasons (1996-2001).
- ▶ Is the only offensive player on the Packers to play in every regular-season game since the start of the 2009 season.
- ▶ Ranks No. 11 in franchise history with 36 career TD catches. Needs four more TD grabs to move past Paul Coffman (39) for the No. 10 spot.

8 TIM MASTHAY

- ▶ Ranks No. 1 in franchise history (min. 150 punts) with a 44.5-yard gross punting average.
- ▶ Set a single-season franchise record with his 45.6-yard gross average in 2011, surpassing Craig Hentrich's 45.0-yard mark in 1997.
- ▶ Tied Sean Landeta's single-season franchise record (1998) by placing 30 punts inside the 20-yard line in 2012.
- ▶ Holds the top three single-season marks for net punting average in franchise history (since 1976) with a 38.93 average in 2012, a 38.56 average in 2011 and a 37.65 average in 2010.
- ▶ Ranks No. 3 in franchise annals (since 1976) for the most punts inside the 20 with 84 in his career, trailing only Craig Hentrich (104) and Josh Bidwell (85).

Two years after he co-founded the Packers with Curly Lambeau, George Calhoun began writing a piece called The Dope Sheet, which served as the official press release and game program from 1921-24.





STREAKS & MILESTONES – REGULAR SEASON

52 CLAY MATTHEWS

- ▶ Only player in franchise history to be named to the Pro Bowl each of his first four seasons in the league (2009-12).
- ▶ Only player in team history to score a defensive TD in each of his first three seasons in the league (2009-11).
- ▶ His 17 sacks in his first 20 games were the most by an NFL player to start his career at the time, eclipsing the mark of 16.5 set by Leslie O'Neal (1986, 1988) and John Abraham (2000-01).
- ▶ Is the first NFL player since sacks became an official stat in 1982 to post a double-digit sack total and a defensive TD in each of his first two seasons in the league.
- ▶ First player in franchise annals to post 10-plus sacks in each of his first two years in the NFL.
- ▶ Ranks No. 5 in team history with 45.5 career sacks.
- ▶ His 29.5 sacks from 2009-11 were tied for No. 1 in team history with Tony Bennett for the most sacks by a Packer in his first three seasons in the league.
- ▶ Is tied for No. 5 in the NFL with 45.5 sacks since 2009.
- ▶ Set a franchise rookie record with 10 sacks in 2009.

87 JORDY NELSON

- ▶ Is tied for No. 3 in the NFL with 26 TD catches since 2011 and is tied for No. 2 in the league with 16 TD grabs at home over that span.
- ▶ His 22 TD grabs from 2011-12 were the most by a Packer over a two-year span since WR Antonio Freeman posted 26 TDs from 1997-98.
- ▶ Caught 15 TD passes in 2011, joining WRs Sterling Sharpe (18 in 1994) and Don Hutson (17 in 1942) as the only players in franchise annals to catch 15-plus TD passes in a season.
- ▶ Is tied for No. 2 among active players with three career TD catches of 80-plus yards.

12 AARON RODGERS

- ▶ Ranks No. 1 in NFL history with a 104.7 career passer rating.
- ▶ Set an NFL single-season record in 2011 with a 122.5 passer rating and set team marks for TD passes (45), passing yards (4,643), completion percentage (68.3), yards per attempt (9.25), TD/INT ratio (7.50) and 300-yard games (eight).
- ▶ Posted 21,332 passing yards from 2008-12, the most in NFL history by a quarterback in his first five seasons as a starter.
- ▶ Threw a TD pass in 35 straight regular-season games at Lambeau Field from 2008-12, a team record (previous mark was 25 by Brett Favre, 1992-96). It was the second-longest home streak in NFL history behind Dan Marino's 39-game streak from 1983-88.
- ▶ Tied a single-game franchise record with six TD passes at Houston in Week 6 of 2012, matching Matt Flynn's mark (Jan. 1, 2012, vs. Detroit).
- ▶ In 83 regular-season starts, has 31 career 300-yard games, 34 three-TD games and 45 zero-INT games.
- ▶ Has posted a 100-plus passer rating 49 times. Set an NFL record for quarterbacks whose careers started since 1970 with 43 games with a 100-plus passer rating in his first 75 starts.
- ▶ Posted a 100-plus passer rating in four straight seasons (2009-12), one of only two QBs in league history to accomplish that feat (Steve Young, 1991-94).
- ▶ Is the only QB in team history with three 400-yard passing games, including a 480-yard effort vs. Washington in Week 2 this season that

tied a franchise record.

- ▶ When he hit the 150-TD mark for his career, he had thrown just 42 INTs to that point, the fewest in NFL history as he surpassed Dan Marino's mark of 69 INTs at the time of his 150th TD pass.
- ▶ In 2009, became first QB in NFL history to throw 30 or more TDs, seven or fewer INTs, and rush for five TDs in the same season.
- ▶ Has registered a passer rating over 110.0 in four or more consecutive games three times in his career (Weeks 3-7, 2009; Week 9, Weeks 11-13, 2010; Weeks 1-7, 9-12, 2011), one of only two quarterbacks in franchise history (Bart Starr, 1966) to accomplish the feat in a single season.
- ▶ Is the only NFL QB since the 1970 merger to post four straight 110-plus rating games in three straight seasons (2009-11).
- ▶ Posted four or more rushing TDs in three straight seasons (2008-10), becoming only the second Packers QB to accomplish that feat (Tobin Rote, 1954-56), and eclipsed 300 rushing yards in back-to-back seasons (2009-10), the first since Rote in 1954-56.
- ▶ Ranks No. 2 in team history with 181 TD passes, having surpassed Bart Starr (152) in Week 8 of 2012.
- ▶ With 18 career rushing TDs, ranks No. 2 in team history among QBs behind only Tobin Rote (29).

		NFL Offense			NFL Defense			
		Total	Rush	Pass	Total	Rush	Pass	
After	Week ...	Opp.						
	1	at SF	11	26T	8	31	20T	30
	2	WAS	1	16	2	29	17	30
	3	at Cin	3	10	3	27	11	27
	4	(bye)	3	9	3	28	8	28
	5	DET	3	5	4	19	5	26
	6	at Bal	2	5	4	18	3	28
	7	CLE						
	8	at Min						
	9	CHI						
	10	PHI						
	11	at NYG						
	12	MIN						
	13	at Det						
	14	ATL						
	15	at Dal						
	16	PIT						
	17	at Chi						
	Packers in 2012		13	20	9	11	17	11
	Packers in 2011		3	27	3	32	14	32
	Packers in 2010		9	24	5	5	18	5
	Packers in 2009		6	14	7	2	1	5
	Packers in 2008		8	17	8	20	26	12
	Packers in 2007		2	21	2	11	14	12
	Packers in 2006		9	23	8	12	13	17
	Packers in 2005		18	30	7	7	23	1
	Packers in 2004		3	10	3	25	14	25
	Packers in 2003		4	3	16	17	10	23
	Packers in 2002		12	12	10	12	21	3
	Packers in 2001		6	21	3	12	16	15
	Packers in 2000		15	23	8	15	8	19
	Packers in 1999		9	21	7	19	22	18
	Packers in 1998		5	25	3	4	4	10
	Packers in 1997		4	12	3	7	20	8
	Packers in 1996		5	11	5	1	4	1
	Packers in 1995		7	26	3	14	7	21
	Packers in 1994		9	19	9	6	3	15
	Packers in 1993		19	22	18	2	8	7

PACKERS STARTERS – OFFENSE

WR Jordy Nelson, 6th Year, Kansas State, D2a-08

- ▶ Leads the team with 484 receiving yards on 27 catches this season (17.9 avg.), an average of 96.8 yards per game that ranks No. 5 in the NFL.
- ▶ Is tied for No. 3 in the NFL with 26 TD catches since 2011 and is tied for No. 2 in the league with 16 TD grabs at home over that span.
- ▶ With 15 TD catches in 2011, became only the third player in franchise history to catch 15 or more TDs in a season, joining WRs Sterling Sharpe (18 in 1994) and Don Hutson (17 in 1942).
- ▶ Became the first player since the 1970 AFL-NFL merger to post three 80-yard TD grabs over an eight-game span in the regular season (Week 16, 2010-Week 6, 2011).

LT David Bakhtiari, Rookie, Colorado, D4a-13

- ▶ Became just the fourth Green Bay rookie to start at LT in the season opener since the 1970 AFL-NFL merger and the first since 1985.
- ▶ Earned second-team All-Pacific-12 honors from the conference's coaches each of his last two seasons (sophomore and junior) at Colorado.
- ▶ Was named to the watch lists for both the Outland Trophy and the Lombardi Award in 2012.
- ▶ Opened 22 games at LT over his final two seasons after starting at right tackle as a redshirt freshman in 2010.

LG Josh Sitton, 6th Year, Central Florida, D4b-08

- ▶ Has started 67 games since 2009, the most by an offensive lineman in a Green Bay uniform over that span.
- ▶ Was named to his first career Pro Bowl in 2012, becoming the first Green Bay guard to be selected since Marco Rivera in 2004.
- ▶ Was named 2010 Offensive Lineman of the Year by the NFL Alumni Association.
- ▶ According to STATS LLC, allowed only 7.5 sacks in his first four seasons as a starter (2009-12).
- ▶ Was the only Packer on either side of the ball to not miss a snap from 2009-10.

C Evan Dietrich-Smith, 4th Year, Idaho State, FA-10

- ▶ Appeared in all 16 games last season with a career-high six starts (four at LG, two at C).
- ▶ Has started games at three different positions during his career (seven at C, five at LG, two at RG).
- ▶ Rejoined the Packers in Week 17 of 2010 after being released at the end of training camp that season; spent the first four weeks of the season with Seattle.
- ▶ Was the only non-drafted rookie to make the Packers' opening-day roster in 2009.
- ▶ Set an Idaho State record with 44 starts on the offensive line, playing all five positions in his college career, including the last two years at LT.

RG T.J. Lang, 5th Year, Eastern Michigan, D4-09

- ▶ Started 15 of 16 games last season (12 at LG, three at RT) and has started 35 contests since 2011.
- ▶ Has started games at four different positions on the line as a pro (27 at LG, five at RT, five at RG, two at LT).
- ▶ Started games at both tackle spots in his first season (2009) and became the first Packers rookie to start consecutive games at left tackle since Chad Clifton in 2000.
- ▶ Began his college career as a defensive lineman, but converted to the offensive line as a sophomore and started 36 straight games (10 at RT, 26 at LT) over his final three years.

RT Don Barclay, 2nd Year, West Virginia, FA-12

- ▶ Appeared in all 16 games in 2012, the only Green Bay rookie on the offensive side of the ball to do so last season.
- ▶ Including playoffs, has started 11 consecutive games at RT.
- ▶ Was one of four rookie free agents to make the Packers' opening-day roster in 2012.
- ▶ Started three years at LT for West Virginia and tied a school record by playing in 52 career games, including 39 consecutive contests.

TE Jermichael Finley, 6th Year, Texas, D3-08

- ▶ Played in all 32 contests over the last two seasons and ranked No. 3 on the team last season with 61 catches, the most ever by a Green Bay tight end, for 667 yards (10.9 avg.) and two TDs.
- ▶ Is the only tight end in team history to register three 55-catch seasons.
- ▶ Set a career high with 767 receiving yards in 2011, the No. 2 mark in franchise annals behind only Paul Coffman's 814 yards in 1983.
- ▶ Ranks No. 2 on the all-time franchise list among tight ends for receiving yards (2,713) and No. 3 for receptions (218).

WR Randall Cobb, 3rd Year, Kentucky, D2-11

- ▶ Has gone over the 100-yard receiving mark in two games this season and leads the team with 29 receptions for 378 yards (13.0 avg.)
- ▶ Set a franchise single-season record with a league-high 2,342 combined net yards in 2012, topping the previous team mark of 2,250 yards by RB Ahman Green in 2003.
- ▶ With 954 receiving yards and 964 kickoff return yards in 2012, he became the first player in NFL history to post 900-plus yards in each category in the same season.
- ▶ Led the team in receptions (80) and receiving yards (954) in 2012 and finished second on the squad in TD catches (eight).

QB Aaron Rodgers, 9th Year, California, D1-05

- ▶ His career passer rating of 104.7 ranks No. 1 in NFL history.
- ▶ Ranks No. 3 in the NFL this season in passing yards/game (329.2), No. 5 in passer rating (101.9), No. 3 in yards per attempt (8.95) and tied for No. 1 in 25-yard passes (19).
- ▶ Posted 21,332 passing yards from 2008-12, which ranks No. 1 in league history for the most passing yards by a QB in his first five seasons as a starter (previous record was Peyton Manning, 20,618, 1998-2002).
- ▶ In 83 regular-season starts (55-28 record), has posted 31 games with 300-plus passing yards, 45 without an interception and 49 with a 100-plus passer rating.
- ▶ In 2011, set an NFL record with a 122.5 passer rating and set franchise marks for TD passes (45), passing yards (4,643), completion percentage (68.3), yards per attempt (9.25) and 300-yard games (eight) on his way to earning NFL Most Valuable Player honors from *The Associated Press*.

RB Eddie Lacy, Rookie, Alabama, D2-13

- ▶ Became just the third Green Bay rookie since the merger to start the season opener at RB, joining Brandon Jackson (2007) and John Brockington (1971).
- ▶ Ranks No. 1 in the league among rookies with 270 rushing yards this season, despite appearing in just four games.
- ▶ Earned first-team All-Southeastern Conference following his first full season as the starter in 2012, rushing for 1,322 yards and 17 TDs on 204 carries (6.5 avg.). The 17 rushing TDs were a single-season school record and his yardage total was the sixth highest in school annals.
- ▶ A member of national championship teams in three of his four years on campus at Alabama, he finished with the highest yards-per-carry average (6.8) in school history for players with 300-plus attempts.

FB John Kuhn, 8th Year, Shippensburg, W-07 (Pit)

- ▶ Has played in 96 of 101 games (103 of 108 including playoffs) during his six seasons in Green Bay, appearing in all 16 regular-season contests in four of those seasons.
- ▶ Selected to the Pro Bowl in 2011, becoming the first Green Bay fullback to be honored since William Henderson in 2004.
- ▶ Only player on the team to have a rushing and receiving touchdown each season from 2008-11, and was the first Packer to achieve that feat since RB Ahman Green (2001-04).
- ▶ Led the team with four rushing TDs in 2011 and led the running backs with six total TDs.



PACKERS STARTERS – DEFENSE

LDE B.J. Raji, 5th Year, Boston College, D1a-09

- ▶ Earned his first bid to the Pro Bowl in 2011, becoming the first Green Bay defensive tackle since Bob Brown in 1972 to be voted to the all-star team.
- ▶ Has played in 58 games since 2010 (including playoffs), tied for the fourth most in the NFL by a defensive lineman over that span.
- ▶ Led all NFL nose tackles with 6½ sacks in 2010, the third most recorded by a nose tackle since 1990 (according to STATS LLC).
- ▶ Named to the *Pro Football Weekly*/PFWA All-Rookie team in 2009, the first Green Bay defensive lineman to be selected since DE Vonnie Holliday in 1998.

NT Ryan Pickett, 13th Year, Ohio State, UFA-06 (StL)

- ▶ Has played in 183 of a possible 197 regular-season games during his career, missing just nine contests due to injury.
- ▶ Was the only Green Bay defensive lineman to start all 16 games last season and led the line with 75 tackles (27 solo).
- ▶ Key component of Packers' No. 1-ranked rushing defense in 2009 (franchise-record 83.3 yards allowed per game), the first time in team history that Green Bay led the league in that category.
- ▶ Signed with Green Bay as an unrestricted free agent in 2006 after spending five seasons with St. Louis (2001-05). Led all NFL defensive linemen with 115 tackles in 2005.

RDE Johnny Jolly, 5th Year, Texas A&M, D6a-06

- ▶ Has played in 53 career games for the Packers with 42 starts and has recorded 206 tackles (108 solo), three sacks, an interception, 22 passes defended, four fumble recoveries and one forced fumble.
- ▶ Returned to the team this season following a three-year hiatus due to an NFL-issued suspension for violation of the league's substance-abuse policy.
- ▶ Posted a career-high 11 passes defended in 2009, the most by a Green Bay defensive lineman since the team began recording the statistic in 1980.
- ▶ Had a blocked FG, an interception and a fumble recovery in 2009, becoming the first Packer since CB Doug Evans (1993) to record all three in the same season.

LOLB Nick Perry, 2nd Year, Southern California, D1-12

- ▶ Held the starting role at LOLB for the first six games of his rookie campaign in 2012 before succumbing to a wrist injury that ended his season.
- ▶ Registered 29 tackles (18 solo) and two sacks in 2012.
- ▶ Earned first-team All-Pacific-12 recognition as a junior at Southern California in 2011, registering a team-high and career-best 9.5 sacks. His sack total led the Pac-12 and was tied for No. 14 nationally.
- ▶ Was one of six finalists for the Hendricks Award in 2011, which is given to the nation's top defensive end.

BLB A.J. Hawk, 8th Year, Ohio State, D1-06

- ▶ Has either led the team or finished second in tackles in six of his seven seasons in Green Bay. Led the team with 142 tackles (105 solo) in 2012.
- ▶ Has appeared in 115 of a possible 117 regular-season games in his career, starting 112 of them.
- ▶ Tied for No. 1 among NFL linebackers in 2010 with a career-high three interceptions. Earned first career Pro Bowl selection in 2010.
- ▶ Has posted 924 tackles (685 solo), 16½ sacks, eight interceptions, 35 passes defended, two forced fumbles and five fumble recoveries during his career.

MLB Brad Jones, 5th Year, Colorado, D7-09

- ▶ Ranks No. 2 on the team with 38 tackles (28 solo) this season and has added a sack, a forced fumble and a fumble recovery.
- ▶ Came on in relief of D.J. Smith, who sustained a season-ending knee injury in 2012 in Week 6 at Houston, and made his first career start on the inside (13 starts at OLB) at St. Louis in Week 7. Registered 99 tackles (69 solo), two sacks and a forced fumble in his 10 starts last season.

- ▶ Became a core member on special teams in 2011, appearing in a career-high 15 games and recording a career-best 11 coverage tackles.
- ▶ Worked at OLB for his first three seasons, including his rookie campaign of 2009 that saw him start seven games and register a career-high four sacks.

ROLB Clay Matthews, 5th Year, Southern California, D1b-09

- ▶ Is tied for No. 5 in the NFL since entering the league in 2009 with 45.5 sacks.
- ▶ Became the first Packer in team history to earn Pro Bowl recognition in each of his first four seasons in the NFL (2009-12).
- ▶ Is the only player in franchise history to score a defensive TD (interception or fumble return) in each of his first three seasons in the NFL (2009-11).
- ▶ Named first-team All-Pro by *The Associated Press* in 2010, the first Green Bay LB to earn that honor since Tim Harris in 1989. Finished second to Pittsburgh safety Troy Polamalu in the AP's Defensive Player of the Year voting.

LCB Tramon Williams, 7th Year, Louisiana Tech, FA-06

- ▶ Is tied for No. 2 in the league in interceptions (15) and ranks No. 3 in the NFL in INT return yards (296) since 2010 (including playoffs).
- ▶ Ranked No. 2 on the team with 24 passes defended last season, which matched his career high set in 2011.
- ▶ Despite suffering a shoulder injury in the 2011 season opener, went on to start 15 games that season and post career highs for tackles (65) and passes defended (24). Also added four interceptions.
- ▶ With three interceptions during the 2010 playoffs, tied Joe Laws (1944) and Craig Newsome (1996) for the franchise single-postseason record.

RCB Sam Shields, 4th Year, Miami, FA-10

- ▶ Was limited to 10 games with eight starts last season due to injury, but registered 38 tackles (28 solo), three interceptions, 15 passes defended (No. 3 on the team) and a sack.
- ▶ Made an impact in 2010 after making the team as a non-drafted rookie, earning the nickel CB job despite playing the position only one season in college.
- ▶ In Green Bay's NFC Championship win over Chicago in the 2010 season, became the first rookie in NFL history to record two INTs and a sack in a postseason contest.
- ▶ Played primarily wide receiver and special teams during his first three seasons at Miami.

SS Morgan Burnett, 4th Year, Georgia Tech, D3-10

- ▶ Ranked No. 2 on the team with a career-high 137 tackles (95 solo) in 2012 and was the only player on the club with a sack (two), an interception (two), a fumble recovery and a forced fumble.
- ▶ Participated in all 1,088 plays for Green Bay's defense in 2012, one of only four non-offensive linemen in the NFL to appear in 100 percent of his team's snaps.
- ▶ Enjoyed his first full season as a pro in 2011, joining DT B.J. Raji as the only two Green Bay defensive players to start all 16 regular-season games.
- ▶ Started the first four games of the 2010 season at SS before sustaining a season-ending knee injury vs. Detroit in Week 4.

FS M.D. Jennings, 3rd Year, Arkansas State, FA-11

- ▶ Saw the first scrimmage action of his career in 2012, appearing in all 16 contests with 10 starts. Moved into the starting lineup permanently in Week 8 after veteran Charles Woodson sustained a broken collarbone.
- ▶ Started the final nine games at FS and finished the season with 46 tackles (41 solo), six passes defended and an INT that he returned for a TD.
- ▶ Also contributed regularly on special teams in 2012, finishing with a career-high 10 tackles (tied for No. 3 on the team).
- ▶ Joined LBs Jamari Lattimore and Vic So'oto as the three non-drafted rookies to make Green Bay's opening-day roster in 2011.

2013 REGULAR-SEASON STATISTICS

	Packers	Opponent
TOTAL FIRST DOWNS	109	94
Rushing	35	21
Passing	66	67
Penalty	8	6
3rd Down: Made/Att	25/66	25/69
3rd Down Pct.	37.9	36.2
4th Down: Made/Att	1/3	3/6
4th Down Pct.	33.3	50.0
POSSESSION AVG.	29:53	30:07
TOTAL NET YARDS	2251	1859
Avg. Per Game	450.2	371.8
Total Plays	334	314
Avg. Per Play	6.7	5.9
NET YARDS RUSHING	704	391
Avg. Per Game	140.8	78.2
Total Rushes	136	116
NET YARDS PASSING	1547	1468
Avg. Per Game	309.4	293.6
Sacked/Yards Lost	14/99	17/103
Gross Yards	1646	1571
Att./Completions	184/118	181/118
Completion Pct.	64.1	65.2
HAD INTERCEPTED	4	2
PUNTS/AVERAGE	21/47.5	28/44.2
Net Punting Avg.	21/41.1	28/37.1
PENALTIES/YARDS	31/266	36/296
FUMBLES/BALL LOST	9/5	8/4
TOUCHDOWNS	14	15
Rushing	3	3
Passing	10	11
Returns	1	1

SCORE BY PERIODS

	Q1	Q2	Q3	Q4	OT	PTS
PACKERS	23	43	55	16	0	137
OPPONENTS	21	10	24	59	0	114

SCORING

	TD	-Ru	-Pa	-Rt	K-PAT	FG	S	PTS
Mason Crosby	0	0	0	0	14/14	13/14	0	53
Jordy Nelson	4	0	4	0			0	24
Randall Cobb	2	0	2	0			0	12
Jermichael Finley	2	0	2	0			0	12
James Jones	2	0	2	0			0	12
Johnathan Franklin	1	1	0	0			0	6
M.D. Jennings	1	0	0	1			0	6
Eddie Lacy	1	1	0	0			0	6
James Starks	1	1	0	0			0	6
PACKERS	14	3	10	1	14/14	13/14	0	137
OPPONENTS	15	3	11	1	12/13	4/7	0	114

2-Pt Conversions: Packers 0-0, Opponents 0-2

SACKS: A.J. Hawk 3, Clay Matthews 3, Nick Perry 3, Mike Daniels 1, Davon House 1, Micah Hyde 1, M.D. Jennings 1, Johnny Jolly 1, Brad Jones 1, Mike Neal 1, Tramon Williams 1, PACKERS 17, OPPONENTS 14

RUSHING

	No	Yds	Avg	Long	TD
Eddie Lacy	61	270	4.4	37	1
James Starks	34	187	5.5	32t	1
Johnathan Franklin	17	101	5.9	51	1
Randall Cobb	4	78	19.5	67	0
Aaron Rodgers	18	63	3.5	18	0
John Kuhn	2	5	2.5	3	0
PACKERS	136	704	5.2	67	3
OPPONENTS	116	391	3.4	32	3

PASSING

	Att	Cmp	Yds	Cmp%	Yds/Att	TD	TD%	Int	Int%	Long	Sack/Lost	Rating
Aaron Rodgers	184	118	1646	64.1	8.95	10	5.4	4	2.2	83t	14/99	101.9
PACKERS	184	118	1646	64.1	8.95	10	5.4	4	2.2	83t	14/99	101.9
OPPONENTS	181	118	1571	65.2	8.68	11	6.1	2	1.1	63	17/103	108.2

RECEIVING

	No	Yds	Avg	Long	TD
Randall Cobb	29	378	13.0	38	2
Jordy Nelson	27	484	17.9	64t	4
James Jones	20	349	17.5	83t	2
Jermichael Finley	20	228	11.4	52	2
James Starks	5	44	8.8	15	0
Johnathan Franklin	4	30	7.5	10	0
Andrew Quarless	4	28	7.0	10	0
Eddie Lacy	3	34	11.3	31	0
Ryan Taylor	2	11	5.5	8	0
John Kuhn	2	9	4.5	8	0
Jarrett Boykin	1	43	43.0	43	0
Jeremy Ross	1	8	8.0	8	0
PACKERS	118	1646	13.9	83t	10
OPPONENTS	118	1571	13.3	63	11

INTERCEPTIONS

	No	Yds	Avg	Long	TD
Mike Neal	1	5	5.0	5	0
Sam Shields	1	1	1.0	1	0
PACKERS	2	6	3.0	5	0
OPPONENTS	4	9	2.3	9	0

PUNTING

	No	Yds	Avg	Net	TB	In 20	LG	Bik
Tim Masthay	21	998	47.5	41.1	4	6	61	0
PACKERS	21	998	47.5	41.1	4	6	61	0
OPPONENTS	28	1237	44.2	37.1	4	9	61	0

PUNT RETURNS

	Ret	FC	Yds	Avg	Long	TD
Micah Hyde	7	0	75	10.7	23	0
Randall Cobb	3	5	23	7.7	16	0
Jeremy Ross	2	2	20	10.0	11	0
John Kuhn	1	0	0	0.0	0	0
PACKERS	13	7	118	9.1	23	0
OPPONENTS	6	6	55	9.2	38	0

KICKOFF RETURNS

	No	Yds	Avg	Long	TD
Jeremy Ross	6	75	12.5	21	0
Randall Cobb	1	10	10.0	10	0
Michael Hill	1	19	19.0	19	0
PACKERS	8	104	13.0	21	0
OPPONENTS	15	372	24.8	35	0

FIELD GOALS

	1-19	20-29	30-39	40-49	50+
Mason Crosby	1/1	3/3	3/3	4/5	2/2
PACKERS	1/1	3/3	3/3	4/5	2/2
OPPONENTS	0/0	2/2	1/1	0/1	1/3

Crosby: () (28G) (41G, 19G, 26G) (26G, 52G, 31G, 42G, 45G) (45G, 44N, 31G, 50G, 31G)
Opponents: (48N, 27G, 33G) (50N) (52N) (53G) (23G)



2013 REGULAR-SEASON DEFENSIVE STATISTICS

Official totals - based on coaches' film review, through Oct. 13 at Baltimore

SPECIAL TEAMS

Player	Total			Sacks/ Yards	Int/ Yards	Fum Rec	For Fum	Pass Def
	Tackles	Solo	Asst					
A.J. Hawk	52	36	16	3.0/18.0	0/0	1	0	1
Brad Jones	38	28	10	1.0/6.0	0/0	1	1	1
Sam Shields	28	25	3	0.0/0.0	1/1	0	0	10
M.D. Jennings	28	24	4	1.0/4.0	0/0	1	0	2
Tramon Williams	26	14	12	1.0/8.0	0/0	0	0	5
Nick Perry	24	15	9	3.0/19.0	0/0	0	2	1
Clay Matthews	22	14	8	3.0/23.0	0/0	0	2	1
Mike Neal	20	9	11	1.0/4.0	1/5	0	0	1
Morgan Burnett	17	13	4	0.0/0.0	0/0	0	0	2
Jerron McMillian	16	14	2	0.0/0.0	0/0	0	0	1
Johnny Jolly	14	8	6	1.0/2.0	0/0	0	0	0
B.J. Raji	14	6	8	0.0/0.0	0/0	0	0	0
Micah Hyde	13	11	2	1.0/10.0	0/0	0	1	0
Ryan Pickett	13	4	9	0.0/0.0	0/0	0	0	2
Mike Daniels	11	6	5	1.0/3.0	0/0	0	0	0
Davon House	10	10	0	1.0/6.0	0/0	0	0	5
Andy Mulumba	9	3	6	0.0/0.0	0/0	0	0	0
Jamari Lattimore	8	6	2	0.0/0.0	0/0	0	0	0
Chris Banjo	7	5	2	0.0/0.0	0/0	0	0	0
Datone Jones	6	2	4	0.0/0.0	0/0	1	0	0
C.J. Wilson	6	2	4	0.0/0.0	0/0	0	0	0
Robert Francois	2	0	2	0.0/0.0	0/0	0	0	0
Jarrett Bush	1	1	0	0.0/0.0	0/0	0	0	0
Totals	385	256	129	17.0/103.0	2/6	4	6	32

Player	TT	FR	FF
Davon House	5	0	0
Chris Banjo	3	0	0
Jamari Lattimore	3	0	0
Andy Mulumba	3	0	0
Robert Francois	2	0	1
Sam Barrington	1	0	0
Jarrett Boykin	1	0	0
Brandon Bostick	1	0	0
Johnathan Franklin	1	0	0
Micash Hyde	1	0	0
John Kuhn	1	0	0
Tim Masthay	1	0	0
Jerron McMillian	1	0	0
Totals	24	0	1

DEFENSIVE SCORING

Player	TD	Int		Safeties
		Ret	Ret	
M.D. Jennings	1	0	1	0
Totals	1	0	1	0

MISCELLANEOUS TACKLES

Player	Tackles
Randall Cobb	2
Jarrett Boykin	1
Jermichael Finley	1
Totals	4

Defensive touchdowns (1):

Jennings — 24-yard fumble return at Cincinnati (9/22)

NFL

No	ALPHABETICAL ROSTER	Pos	Ht	Wt	Birthdate	Exp	College	High School	Hometown
69	Bakhtiari, David	T	6-4	300	9/30/91	R	Colorado		San Mateo, Calif.
32	Banjo, Chris	S	5-10	207	2/26/90	R	SMU		Sugar Land, Texas
67	Barclay, Don	T/G	6-4	305	4/18/89	2	West Virginia		Harmony, Pa.
58	Barrington, Sam	LB	6-1	235	10/5/90	R	South Florida		Jacksonville, Fla.
86	Bostick, Brandon	TE	6-3	250	5/3/89	1	Newberry		Florence, S.C.
93	Boyd, Josh	DE	6-3	310	8/3/89	R	Mississippi State		Philadelphia, Miss.
11	Boykin, Jarrett	WR	6-2	218	11/4/89	2	Virginia Tech		Matthews, N.C.
42	Burnett, Morgan	S	6-1	209	1/13/89	4	Georgia Tech		College Park, Ga.
24	Bush, Jarrett	CB	6-0	200	5/21/84	8	Utah State		Vacaville, Calif.
18	Cobb, Randall	WR	5-10	192	8/22/90	3	Kentucky		Alcoa, Tenn.
2	Crosby, Mason	K	6-1	207	9/3/84	7	Colorado		Georgetown, Texas
76	Daniels, Mike	DE	6-0	300	5/5/89	2	Iowa		Blackwood, N.J.
62	Dietrich-Smith, Evan	C/G	6-2	308	7/19/86	4	Idaho State		Salinas, Calif.
88	Finley, Jermichael	TE	6-5	247	3/26/87	6	Texas		Diboll, Texas
23	Franklin, Johnathan	RB	5-10	205	10/23/89	R	UCLA		Los Angeles, Calif.
61	Goode, Brett	LS	6-1	255	11/2/84	6	Arkansas		Fort Smith, Ark.
50	Hawk, A.J.	LB	6-1	247	1/6/84	8	Ohio State		Centerville, Ohio
29	Hayward, Casey	CB	5-11	192	9/9/89	2	Vanderbilt		Perry, Ga.
34	Hill, Michael	RB	5-10	210	8/14/89	R	Missouri Western		St. Joseph, Mo.
31	House, Davon	CB	6-0	195	7/10/89	3	New Mexico State		Palmdale, Calif.
33	Hyde, Micah	CB	6-0	197	12/31/90	R	Iowa		Fostoria, Ohio
43	Jennings, M.D.	S	6-0	187	7/25/88	3	Arkansas State		Calhoun City, Miss.
97	Jolly, Johnny	DT	6-3	325	2/21/83	5	Texas A&M		Houston, Texas
59	Jones, Brad	LB	6-3	242	4/1/86	5	Colorado		East Lansing, Mich.
95	Jones, Datone	DE	6-4	285	7/24/90	R	UCLA		Compton, Calif.
89	Jones, James	WR	6-1	208	3/31/84	7	San Jose State		San Jose, Calif.
30	Kuhn, John	FB	6-0	250	9/9/82	8	Shippensburg		York, Pa.
27	Lacy, Eddie	RB	5-11	230	6/2/90	R	Alabama		Geismar, La.
70	Lang, T.J.	G	6-4	318	9/20/87	5	Eastern Michigan		Birmingham, Mich.
57	Lattimore, Jamari	LB	6-2	230	10/6/88	3	Middle Tennessee State		Hialeah, Fla.
8	Masthay, Tim	P	6-1	200	3/16/87	4	Kentucky		Murray, Ky.
52	Matthews, Clay	LB	6-3	255	5/14/86	5	Southern California		Agoura Hills, Calif.
22	McMillian, Jerron	S	5-11	203	4/2/89	2	Maine		Hillside, N.J.
55	Mulumba, Andy	LB	6-3	260	1/30/90	R	Eastern Michigan		Montreal, Quebec
96	Neal, Mike	DE/LB	6-3	285	6/26/87	4	Purdue		Merrillville, Ind.
87	Nelson, Jordy	WR	6-3	217	5/31/85	6	Kansas State		Riley, Kan.
74	Newhouse, Marshall	T	6-4	319	9/29/88	4	Texas Christian		Dallas, Texas
25	Nixon, James	CB	6-0	186	2/2/88	1	California (Pa.)		Hamden, Conn.
51	Palmer, Nate	LB	6-2	248	9/23/89	R	Illinois State		Chicago, Ill.
53	Perry, Nick	LB	6-3	265	4/12/90	2	Southern California		Detroit, Mich.
79	Pickett, Ryan	DT	6-2	340	10/8/79	13	Ohio State		Zephyrhills, Fla.
81	Quarless, Andrew	TE	6-4	252	10/6/88	4	Penn State		Uniondale, N.Y.
90	Raji, B.J.	DT	6-2	337	7/11/86	5	Boston College		Washington Township, N.J.
12	Rodgers, Aaron	QB	6-2	225	12/2/83	9	California		Chico, Calif.
37	Shields, Sam	CB	5-11	184	12/8/87	4	Miami		Sarasota, Fla.
71	Sitton, Josh	G	6-3	318	6/16/86	6	Central Florida		Pensacola, Fla.
44	Starks, James	RB	6-2	218	2/25/86	4	Buffalo		Niagara Falls, N.Y.
65	Taylor, Lane	G	6-3	324	11/22/89	R	Oklahoma State		Arlington, Texas
82	Taylor, Ryan	TE	6-3	254	11/16/87	3	North Carolina		Winston-Salem, N.C.
64	Van Roten, Greg	G/C	6-3	303	2/26/90	2	Pennsylvania		Mineola, N.Y.
9	Wallace, Seneca	QB	5-11	205	8/6/80	10	Iowa State		Rancho Cordova, Calif.
38	Williams, Tramon	CB	5-11	191	3/16/83	7	Louisiana Tech		Napoleonville, La.
98	Wilson, C.J.	DE	6-3	306	3/30/87	4	East Carolina		Pinetown, N.C.

Practice Squad

77	Adams, Aaron	T	6-5	303	5/16/89	R	Eastern Kentucky		Greenacres, Fla.
68	Collins, Bryan	G	6-3	301	11/7/90	R	SMU		Keller, Texas
13	Dunn, Reggie	WR	5-9	178	1/5/89	R	Utah		Los Angeles, Calif.
72	Gerhart, Garth	C	6-1	310	10/21/88	1	Arizona State		Norco, Calif.
20	Rolle, Jumal	CB	6-0	188	5/28/90	R	Catawba		Wilson, N.C.
45	Stoneburner, Jake	TE	6-3	249	8/25/89	R	Ohio State		Dublin, Ohio
16	Tolzien, Scott	QB	6-2	213	9/4/87	3	Wisconsin		Palatine, Ill.
19	White, Myles	WR	6-0	182	3/30/90	R	Louisiana Tech		Livonia, Mich.

Reserve/Physically Unable to Perform

28	Richardson, Sean	S	6-2	216	1/21/90	2	Vanderbilt		Aug. 27 (neck)
78	Sherrrod, Derek	T	6-5	321	4/23/89	3	Mississippi State		Aug. 27 (leg)
73	Tretter, JC	T	6-4	307	2/12/91	R	Cornell		Aug. 27 (ankle)
99	Worthy, Jerel	DE	6-2	308	4/26/90	2	Michigan State		Aug. 27 (knee)

Injured Reserve

75	Bulaga, Bryan	T	6-5	314	3/21/89	4	Iowa		Aug. 27 (knee)
16	Dorsey, Kevin	WR	6-1	207	2/23/90	R	Maryland		Aug. 27 (toe)
13	Cunningham, Sederrick	WR	5-11	192	7/14/89	R	Furman		Aug. 6 (wrist)
49	Francois, Robert	LB	6-2	255	5/14/85	4	Boston College		Oct. 7 (Achilles)
26	Harris, DuJuan	RB	5-8	203	9/3/88	1	Troy		Aug. 27 (knee)



No	NUMERICAL ROSTER	Pos	Ht	Wt	Age	NFL		College	How Acquired	Reg. season GP/GS/DNP/IA
						Exp				
2	Mason Crosby	K	6-1	207	29	7		Colorado	D6c-07	5/0/0/0
8	Tim Masthay	P	6-1	200	26	4		Kentucky	FA-10	5/0/0/0
9	Seneca Wallace	QB	5-11	205	33	10		Iowa State	FA-13	0/0/5/0
11	Jarrett Boykin	WR	6-2	218	23	2		Virginia Tech	FA-12	5/0/0/0
12	Aaron Rodgers	QB	6-2	225	29	9		California	D1-05	5/5/0/0
18	Randall Cobb	WR	5-10	192	23	3		Kentucky	D2-11	5/4/0/0
22	Jerron McMillian	S	5-11	203	24	2		Maine	D4b-12	5/2/0/0
23	Johnathan Franklin	RB	5-10	205	23	R		UCLA	D4c-13	5/0/0/0
24	Jarrett Bush	CB	6-0	200	29	8		Utah State	W-06 (Car)	2/0/0/3
25	James Nixon	CB	6-0	186	25	1		California (Pa.)	FA-12	1/0/0/0
27	Eddie Lacy	RB	5-11	230	23	R		Alabama	D2-13	4/4/0/1
29	Casey Hayward	CB	5-11	192	24	2		Vanderbilt	D2b-12	0/0/0/5
30	John Kuhn	FB	6-0	250	31	8		Shippensburg	W-07 (Pit)	4/1/0/1
31	Davon House	CB	6-1	195	24	3		New Mexico State	D4-11	5/1/0/0
32	Chris Banjo	S	5-10	207	23	R		SMU	FA-13	5/1/0/0
33	Micah Hyde	CB	6-0	197	22	R		Iowa	D5a-13	5/1/0/0
34	Michael Hill	RB	5-10	210	24	R		Missouri Western	FA-13	2/0/0/3
37	Sam Shields	CB	5-11	184	25	4		Miami	FA-10	5/5/0/0
38	Tramon Williams	CB	5-11	191	30	7		Louisiana Tech	FA-06	5/5/0/0
42	Morgan Burnett	S	6-1	209	24	4		Georgia Tech	D3-10	2/2/0/3
43	M.D. Jennings	S	6-0	195	25	3		Arkansas State	FA-11	5/5/0/0
44	James Starks	RB	6-2	218	27	4		Buffalo	D6-10	3/1/0/2
50	A.J. Hawk	LB	6-1	242	29	8		Ohio State	D1-06	5/5/0/0
51	Nate Palmer	LB	6-2	248	24	R		Illinois State	D6-13	2/0/0/3
52	Clay Matthews	LB	6-3	255	27	5		Southern California	D1b-09	4/4/0/1
53	Nick Perry	LB	6-3	265	23	2		Southern California	D1-12	5/4/0/0
55	Andy Mulumba	LB	6-3	260	23	R		Eastern Michigan	FA-13	5/0/0/0
57	Jamari Lattimore	LB	6-2	237	25	3		Middle Tennessee State	FA-11	5/0/0/0
58	Sam Barrington	LB	6-1	235	23	R		South Florida	D7c-13	4/0/0/1
59	Brad Jones	LB	6-3	242	27	5		Colorado	D7-09	4/4/0/1
61	Brett Goode	LS	6-1	255	28	6		Arkansas	FA-08	5/0/0/0
62	Evan Dietrich-Smith	C/G	6-2	308	27	4		Idaho State	FA-10	5/5/0/0
64	Greg Van Roten	G/C	6-3	303	23	2		Pennsylvania	FA-12	3/0/0/2
65	Lane Taylor	G	6-3	324	23	R		Oklahoma State	FA-13	2/0/0/3
67	Don Barclay	T/G	6-4	305	24	2		West Virginia	FA-12	5/5/0/0
69	David Bakhtiari	T	6-4	300	22	R		Colorado	D4a-13	5/5/0/0
70	T.J. Lang	G	6-4	318	26	5		Eastern Michigan	D4-09	5/5/0/0
71	Josh Sitton	G	6-3	318	27	6		Central Florida	D4b-08	5/5/0/0
74	Marshall Newhouse	T	6-4	319	25	4		Texas Christian	D5b-10	5/0/0/0
76	Mike Daniels	DE	6-0	300	24	2		Iowa	D4a-12	5/0/0/0
79	Ryan Pickett	DT	6-2	338	34	13		Ohio State	UFA-06 (STL)	5/5/0/0
81	Andrew Quarless	TE	6-4	252	25	4		Penn State	D5a-10	5/1/0/0
82	Ryan Taylor	TE	6-3	254	25	3		North Carolina	D7a-11	5/0/0/0
86	Brandon Bostick	TE	6-3	250	24	1		Newberry	FA-12	3/0/0/2
87	Jordy Nelson	WR	6-3	217	28	6		Kansas State	D2a-08	5/5/0/0
88	Jermichael Finley	TE	6-5	247	26	6		Texas	D3-08	5/4/0/0
89	James Jones	WR	6-1	208	29	7		San Jose State	D3a-07	5/5/0/0
90	B.J. Raji	DT	6-2	337	27	5		Boston College	D1a-09	5/5/0/0
93	Josh Boyd	DE	6-3	310	24	R		Mississippi State	D5b-13	0/0/0/5
95	Datone Jones	DE	6-4	285	23	R		UCLA	D1-13	5/0/0/0
96	Mike Neal	DE/LB	6-3	285	26	4		Purdue	D2-10	5/2/0/0
97	Johnny Jolly	DT	6-3	325	30	5		Texas A&M	D6a-06	5/3/0/0
98	C.J. Wilson	DE	6-3	305	26	4		East Carolina	D7-10	3/0/0/2

Practice Squad

13	Reggie Dunn	WR	5-9	178	24	R		Utah	FA-13	0/0/0/0
16	Scott Tolzien	QB	6-2	213	26	3		Wisconsin	FA-13	0/0/0/0
19	Myles White	WR	6-0	182	23	R		Louisiana Tech	FA-13	0/0/0/0
20	Jumal Rolle	CB	6-0	188	23	R		Catawba	FA-13	0/0/0/0
45	Jake Stoneburner	TE	6-3	249	24	R		Ohio State	FA-13	0/0/0/0
68	Bryan Collins	G	6-3	301	22	R		SMU	FA-13	0/0/0/0
72	Garth Gerhart	C	6-1	310	24	1		Arizona State	FA-13	0/0/0/0
77	Aaron Adams	T	6-5	303	24	R		Eastern Kentucky	FA-13	0/0/0/0

Reserve/Physically Unable to Perform

28	Sean Richardson	S	6-2	216	23	2		Vanderbilt	FA-12	0/0/0/0
73	JC Tretter	T	6-4	307	22	R		Cornell	D4b-13	0/0/0/0
78	Derek Sherrod	T	6-6	321	24	3		Mississippi State	D1-11	0/0/0/0
99	Jerel Worthy	DE	6-2	304	23	2		Michigan State	D2a-12	0/0/0/0

Injured Reserve

13	Sederrick Cunningham	WR	5-11	192	24	R		Furman	FA-13	0/0/0/0
16	Kevin Dorsey	WR	6-1	207	23	R		Maryland	D7b-13	0/0/0/0
26	DuJuan Harris	RB	5-8	203	25	1		Troy	FA-12	0/0/0/0
49	Robert Francois	LB	6-2	250	28	4		Boston College	FA-09	4/0/0/0
75	Bryan Bulaga	T	6-5	314	24	4		Iowa	D1-10	0/0/0/0



ROSTER BY POSITION

QUARTERBACK (2)

Aaron Rodgers
Seneca Wallace

FULLBACK (1)

John Kuhn

RUNNING BACK (4)

Johnathan Franklin

Michael Hill

Eddie Lacy

James Starks

WIDE RECEIVER (4)

Jarrett Boykin

Randall Cobb

James Jones

Jordy Nelson

TIGHT END (4)

Brandon Bostick

Jermichael Finley

Andrew Quarless

Ryan Taylor

OFFENSIVE LINE (8)

David Bakhtiari

Don Barclay

Evan Dietrich-Smith

T.J. Lang

Marshall Newhouse

Josh Sitton

Lane Taylor

Greg Van Roten

DEFENSIVE LINE (7)

Josh Boyd

Mike Daniels

Johnny Jolly

Datone Jones

Ryan Pickett

B.J. Raji

C.J. Wilson

LINEBACKER (9)

Sam Barrington

A.J. Hawk

Brad Jones

Jamari Lattimore

Clay Matthews

Andy Mulumba

Mike Neal (also DE)

Nate Palmer

Nick Perry

CORNERBACK (7)

Jarrett Bush

Casey Hayward

Davon House

Micah Hyde

James Nixon

Sam Shields

Tramon Williams

SAFETY (4)

Chris Banjo

Morgan Burnett

M.D. Jennings

Jerron McMillian

SPECIALIST (3)

Mason Crosby

Brett Goode

Tim Masthay

Rookies and first-year players are underlined

PRONUNCIATION GUIDE

David Bakhtiari bock-tee-R-ee

Don Barclay BAR-clay

Brett Goode GEWD

Datone Jones DAY-tone

John Kuhn KOON

Tim Masthay MASS-tay

Jerron McMillian juh-RON mick-MILL-in

Andy Mulumba moo-LOOM-bah

Ryan Pickett PICK-ett

Andrew Quarless QUAR-liss

B.J. Raji RAH-jee

Josh Sitton SITT-en

Greg Van Roten van RO-ten

Tramon Williams trah-MAHN



OFFENSE

WR: 87	Jordy Nelson	89	James Jones		
LT: <u>69</u>	<u>David Bakhtiari</u>	74	Marshall Newhouse		
LG: 71	Josh Sitton	<u>65</u>	<u>Lane Taylor</u>		
C: 62	Evan Dietrich-Smith	64	Greg Van Roten		
RG: 70	T.J. Lang	64	Greg Van Roten	<u>65</u>	<u>Lane Taylor</u>
RT: 67	Don Barclay	74	Marshall Newhouse		
TE: 88	Jermichael Finley	81	Andrew Quarless	82	Ryan Taylor
				<u>86</u>	<u>Brandon Bostick</u>
WR: 18	Randall Cobb	11	Jarrett Boykin		
QB: 12	Aaron Rodgers	9	Seneca Wallace		
RB: <u>27</u>	<u>Eddie Lacy</u>	44	James Starks	<u>23</u>	<u>Johnathan Franklin</u>
				<u>34</u>	<u>Michael Hill</u>
FB: 30	John Kuhn				

DEFENSE

LDE: 90	B.J. Raji	98	C.J. Wilson	<u>95</u>	<u>Datone Jones</u>
NT: 79	Ryan Pickett	<u>93</u>	<u>Josh Boyd</u>		
RDE: 97	Johnny Jolly	76	Mike Daniels	96	Mike Neal
LOLB: 53	Nick Perry	<u>55</u>	<u>Andy Mulumba</u>		
BLB: 50	A.J. Hawk	<u>58</u>	<u>Sam Barrington</u>		
MLB: 59	Brad Jones	57	Jamari Lattimore		
ROLB: 52	Clay Matthews	96	Mike Neal	<u>51</u>	<u>Nate Palmer</u>
LCB: 38	Tramon Williams	31	Davon House	<u>33</u>	<u>Micah Hyde</u>
RCB: 37	Sam Shields	29	Casey Hayward	24	Jarrett Bush
				25	James Nixon
SS: 42	Morgan Burnett	22	Jerron McMillian		
FS: 43	M.D. Jennings	<u>32</u>	<u>Chris Banjo</u>		

SPECIAL TEAMS

K: 2	Mason Crosby	8	Tim Masthay		
P: 8	Tim Masthay	2	Mason Crosby		
H: 8	Tim Masthay	18	Randall Cobb		
PR: 18	Randall Cobb	<u>33</u>	<u>Micah Hyde</u>	<u>23</u>	<u>Johnathan Franklin</u>
KR: 18	Randall Cobb	<u>23</u>	<u>Johnathan Franklin</u>	<u>34</u>	<u>Michael Hill</u>
LS: 61	Brett Goode	82	Ryan Taylor		

Rookies and first-year players are underlined

COACH LOCATIONS

- ▶ **Coaches' Box:** Dom Capers (defensive coordinator), Joel Hilgenberg (assistant offensive line), Ben McAdoo (quarterbacks), Scott McCurley (defensive quality control), John Rushing (offensive assistant/special teams) and Joe Whitt (secondary - cornerbacks).
- ▶ **Sideline:** Edgar Bennett (wide receivers), James Campen (offensive line), Tom Clements (offensive coordinator), Mike Eayrs (research and development), Jerry Fontenot (tight ends), Kevin Greene (outside linebackers), Chad Morton (special teams assistant), Winston Moss (inside linebackers/asst. head coach), Darren Perry (secondary - safeties), Shawn Slocum (special teams coordinator), Mike Trgovac (defensive line) and Alex Van Pelt (running backs).



HOW THE PACKERS WERE BUILT

Year	Record	Draft (33)	Waivers (2)	Free Agents (18)
2005	4-12	QB Aaron Rodgers D1		
2006	8-8	LB A.J. Hawk D1 DT Johnny Jolly D6a	CB Jarrett Bush (Car)	DT Ryan Pickett (UFA) CB Tramon Williams
2007	13-3	WR James Jones D3a K Mason Crosby D6c	FB John Kuhn (Pit)	
2008	6-10	WR Jordy Nelson D2a TE Jermichael Finley D3 G Josh Sitton D4b		LS Brett Goode
2009	11-5	DT B.J. Raji D1a LB Clay Matthews D1b G T.J. Lang D4 LB Brad Jones D7		
2010	10-6	DE/LB Mike Neal D2 S Morgan Burnett D3 TE Andrew Quarless D5a T Marshall Newhouse D5b RB James Starks D6 DE C.J. Wilson D7		C/G Evan Dietrich-Smith P Tim Masthay CB Sam Shields
2011	15-1	WR Randall Cobb D2 CB Davon House D4 TE Ryan Taylor D7a		S M.D. Jennings LB Jamari Lattimore
2012	11-5	LB Nick Perry D1 CB Casey Hayward D2b DE Mike Daniels D4a S Jerron McMillian D4b		T/G Don Barclay TE Brandon Bostick WR Jarrett Boykin CB James Nixon G/C Greg Van Roten
2013	3-2	DE Datone Jones D1 RB Eddie Lacy D2 T David Bakhtiari D4a RB Johnathan Franklin D4c CB Micah Hyde D5a DE Josh Boyd D5b LB Nate Palmer D6 LB Sam Barrington D7c		S Chris Banjo RB Michael Hill LB Andy Mulumba G Lane Taylor QB Seneca Wallace

INDIVIDUAL STATISTICS, OFFENSE

RUSHING

			E.Lacy					J.Franklin					J.Starks					A.Rodgers					J.Kuhn					R.Cobb				
			No	Yds	Avg	Lg	TD	No	Yds	Avg	Lg	TD	No	Yds	Avg	Lg	TD	No	Yds	Avg	Lg	TD	No	Yds	Avg	Lg	TD	No	Yds	Avg	Lg	TD
9/8	at	SF	14	41	2.9	7	1	0	0	0.0	0	0	0	0	0	0	2	13	6.5	7	0	1	3	3.0	3	0	2	6	3.0	3	0	
9/15		Was	1	10	10.0	10	0	0	0	0.0	0	0	20	132	6.6	32t	1	3	-3	-1.0	-1	0	0	0	0.0	0	0	0	0.0	0	0	
9/22	at	Cin	(Inactive)					13	103	7.9	51	1	14	55	3.9	13	0	3	24	8.0	18	0	(Inactive)					0	0	0.0	0	0
10/6		Det	23	99	4.3	13	0	3	1	0.3	3	0	(Inactive)					5	8	1.6	6	0	0	0	0.0	0	0	2	72	36.0	67	0
10/13	at	Bal	23	120	5.2	37	0	1	-3	-3.0	-3	0	(Inactive)					5	21	4.2	12	0	1	2	2.0	2	0	0	0	0.0	0	0
10/20		Cle																														
10/27	at	Min																														
11/4		Chi																														
11/10		Phi																														
11/17	at	NYG																														
11/24		Min																														
11/28	at	Det																														
12/8		Atl																														
12/15	at	Dal																														
12/22		Pit																														
12/29	at	Chi																														
SEASON			61	270	4.4	37	1	17	101	5.9	51	1	34	187	5.5	32t	1	18	63	3.5	18	0	2	5	2.5	3	0	4	78	19.5	67	0
CAREER			61	270	4.4	37	1	17	101	5.9	51	1	267	1121	4.2	40	3	321	1505	4.7	35	18	157	473	3.0	18	11	16	215	13.4	67	0

PASSING

			A.Rodgers							S.Wallace										
			Att	Com	Pct	Yds	Sk/Yd	TD	Lg	Int	Rtng	Att	Com	Pct	Yds	Sk/Yd	TD	Lg	Int	Rtng
9/8	at	SF	37	21	56.8	333	2/11	3	38	1	102.6	(Did Not Play)								
9/15		Was	42	34	81.0	480	4/39	4	57	0	146.0	(Did Not Play)								
9/22	at	Cin	43	26	60.5	244	4/27	1	30	2	64.5	(Did Not Play)								
10/6		Det	30	20	66.7	274	1/5	1	83t	0	106.8	(Did Not Play)								
10/13	at	Bal	32	17	53.1	315	3/17	1	64t	1	84.8	(Did Not Play)								
10/20		Cle																		
10/27	at	Min																		
11/4		Chi																		
11/10		Phi																		
11/17	at	NYG																		
11/24		Min																		
11/28	at	Det																		
12/8		Atl																		
12/15	at	Dal																		
12/22		Pit																		
12/29	at	Chi																		
SEASON			184	118	64.1	1646	14/99	10	83t	4	101.9	0	0	0.0	0	0/0	0	0	0	0.0
CAREER			2849	1870	65.6	23307	225/1411	181	93t	50	104.7	764	452	59.2	4808	55/314	31	90t	18	81.3

RECEIVING

			R.Cobb					J.Finley					J.Jones					J.Nelson					J.Boykin					A.Quarless				
			No	Yds	Avg	Lg	TD	No	Yds	Avg	Lg	TD	No	Yds	Avg	Lg	TD	No	Yds	Avg	Lg	TD	No	Yds	Avg	Lg	TD	No	Yds	Avg	Lg	TD
9/8	at	SF	7	108	15.4	38	1	5	56	11.2	13	1	0	0	0.0	0	7	130	18.6	37	1	0	0	0.0	0	0	0	0.0	0	0	0	
9/15		Was	9	128	14.2	35t	1	6	65	10.8	27	1	11	178	16.2	57	0	3	66	22.0	37	2	0	0	0.0	0	0	0.0	0	0	0	
9/22	at	Cin	5	54	10.8	26	0	0	0	0.0	0	0	4	34	8.5	13	1	8	93	11.6	30	0	0	0	0.0	0	0	0.0	0	0	0	
10/6		Det	4	35	8.8	22	0	6	32	5.3	10	0	4	127	31.8	83t	1	5	82	16.4	31	0	0	0	0.0	0	0	0.0	0	0	0	
10/13	at	Bal	4	53	13.3	18	0	3	75	25.0	52	0	1	10	10.0	10	0	4	113	28.3	64t	1	1	43	43.0	43	0	0	0	0.0	0	0
10/20		Cle																														
10/27	at	Min																														
11/4		Chi																														
11/10		Phi																														
11/17	at	NYG																														
11/24		Min																														
11/28	at	Det																														
12/8		Atl																														
12/15	at	Dal																														
12/22		Pit																														
12/29	at	Chi																														
SEASON			29	378	13.0	38	2	20	228	11.4	52	2	20	349	17.5	83t	2	27	484	17.9	64t	4	1	43	43.0	43	0	4	28	7.0	10	0
CAREER			134	1707	12.7	61	11	218	2713	12.4	62t	19	271	3837	14.2	83t	36	244	3760	15.4	93t	32	6	70	11.7	43	0	28	302	10.8	23	1

INDIVIDUAL STATISTICS, OFFENSE

		RECEIVING J.Ross					R.Taylor					B.Bostick					E.Lacy					J.Franklin					J.Starks					
		No	Yds	Avg	Lg	TD	No	Yds	Avg	Lg	TD	No	Yds	Avg	Lg	TD	No	Yds	Avg	Lg	TD	No	Yds	Avg	Lg	TD	No	Yds	Avg	Lg	TD	
9/8	at SF	0	0	0.0	0	0	0	0	0.0	0	0	(Inactive)					1	31	31.0	31	0	0	0	0.0	0	0	1	8	8.0	8	0	
9/15	Was	0	0	0.0	0	0	0	0	0.0	0	0	0	0	0.0	0	0	0	0	0.0	0	0	0	0	0	0.0	0	0	4	36	9.0	15	0
9/22	at Cin	1	8	8.0	8	0	2	11	5.5	8	0	0	0	0.0	0	0	(Inactive)					3	23	7.7	10	0	0	0	0.0	0	0	
10/6	Det	(Not With Team)					0	0	0.0	0	0	(Inactive)					1	-2	-2.0	-2	0	0	0	0.0	0	0	(Inactive)					
10/13	at Bal	(Not With Team)					0	0	0.0	0	0	0	0	0	0.0	0	0	1	5	5.0	5	0	1	7	7.0	7	0	(Inactive)				
10/20	Cle																															
10/27	at Min																															
11/4	Chi																															
11/10	Phi																															
11/17	at NYG																															
11/24	Min																															
11/28	at Det																															
12/8	Atl																															
12/15	at Dal																															
12/22	Pit																															
12/29	at Chi																															
SEASON		1	8	8.0	8	0	2	11	5.5	8	0	0	0	0.0	0	0	3	34	11.3	31	0	4	30	7.5	10	0	5	44	8.8	15	0	
CAREER		1	8	8.0	8	0	4	26	6.5	11	1	0	0	0.0	0	0	3	34	11.3	31	0	4	30	7.5	10	0	40	306	7.7	17	0	

		RECEIVING J.Kuhn																								
		No	Yds	Avg	Lg	TD																				
9/8	at SF	0	0	0.0	0	0																				
9/15	Was	0	0	0.0	0	0																				
9/22	at Cin	(Inactive)																								
10/6	Det	0	0	0.0	0	0																				
10/13	at Bal	2	9	4.5	8	0																				
10/20	Cle																									
10/27	at Min																									
11/4	Chi																									
11/10	Phi																									
11/17	at NYG																									
11/24	Min																									
11/28	at Det																									
12/8	Atl																									
12/15	at Dal																									
12/22	Pit																									
12/29	at Chi																									
SEASON		2	9	4.5	8	0																				
CAREER		61	421	6.9	32	8																				

INDIVIDUAL STATISTICS, OFFENSE

RUSHING

		E.Lacy										J.Starks										A.Rodgers														
		First Half					Second Half					First Half					Second Half					First Half					Second Half									
		No	Yds	Avg	Lg	TD	No	Yds	Avg	Lg	TD	No	Yds	Avg	Lg	TD	No	Yds	Avg	Lg	TD	No	Yds	Avg	Lg	TD	No	Yds	Avg	Lg	TD	No	Yds	Avg	Lg	TD
9/8	at SF	5	4	0.8	3	0	9	37	4.1	7	1	0	0	--	0	0	0	0	0.0	0	0	0	0	0.0	0	0	0	0	0.0	0	0	2	13	6.5	7	0
9/15	Was	1	10	10.0	10	0	0	0	0.0	0	0	8	55	6.9	20	0	12	77	6.4	32t	1	0	0	0.0	0	0	0	0	0.0	0	0	3	-3	-1.0	-1	0
9/22	at Cin	(Inactive)										14	55	3.9	13	0	0	0	0.0	0	0	0	0	0.0	0	0	1	2	2.0	2	0	2	22	11.0	18	0
10/6	Det	13	53	4.1	8	0	10	46	4.6	13	0	(Inactive)					1	1	1.0	1	0	0	0	0.0	0	0	4	7	1.8	6	0					
10/13	at Bal	8	65	8.1	37	0	15	55	3.7	17	0	(Inactive)					0	0	0.0	0	0	0	0	0.0	0	0	5	21	4.2	12	0					
10/20	Cle																																			
10/27	at Min																																			
11/4	Chi																																			
11/10	Phi																																			
11/17	at NYG																																			
11/24	Min																																			
11/28	at Det																																			
12/8	Atl																																			
12/15	at Dal																																			
12/22	Pit																																			
12/29	at Chi																																			
SEASON		27	132	4.9	37	0	34	138	4.1	17	1	22	110	5.0	20	0	12	77	6.4	32t	1	2	3	1.5	2	0	16	60	3.8	18	0					

RUSHING

		J.Franklin									
		First Half					Second Half				
		No	Yds	Avg	Lg	TD	No	Yds	Avg	Lg	TD
9/8	at SF	0	0	0.0	0	0	0	0	0.0	0	0
9/15	Was	0	0	0.0	0	0	0	0	0.0	0	0
9/22	at Cin	0	0	0.0	0	0	13	103	7.9	51	1
10/6	Det	3	1	0.3	3	0	0	0	0.0	0	0
10/13	at Bal	1	-3	-3.0	-3	0	0	0	0.0	0	0
10/20	Cle										
10/27	at Min										
11/4	Chi										
11/10	Phi										
11/17	at NYG										
11/24	Min										
11/28	at Det										
12/8	Atl										
12/15	at Dal										
12/22	Pit										
12/29	at Chi										
SEASON		4	-2	-0.5	3	0	13	103	7.9	51	1

PASSING

		A.Rodgers																			
		First Half					Second Half														
		Att	Com	Pct	Yds	Sk/Yd	TD	Lg	Int	Rtng	Att	Com	Pct	Yds	Sk/Yd	TD	Lg	Int	Rtng		
9/8	at SF	23	14	60.9	203	1/8	2	31	1	100.5	14	7	50.0	130	1/3	1	38	0	106.3		
9/15	Was	31	26	83.9	335	3/27	3	57	0	144.0	11	8	72.7	145	1/12	1	37	0	145.1		
9/22	at Cin	14	7	50.0	64	3/21	0	22	0	62.8	29	19	65.5	180	1/6	1	30	2	65.3		
10/6	Det	17	11	64.7	88	1/5	0	25	0	77.6	13	9	69.2	186	0/0	1	83t	0	137.5		
10/13	at Bal	21	10	47.6	116	3/17	0	34	0	64.8	11	7	63.6	199	0/0	1	64t	1	99.6		
10/20	Cle																				
10/27	at Min																				
11/4	Chi																				
11/10	Phi																				
11/17	at NYG																				
11/24	Min																				
11/28	at Det																				
12/8	Atl																				
12/15	at Dal																				
12/22	Pit																				
12/29	at Chi																				
SEASON		106	68	64.2	806	11/78	5	57	1	99.0	78	50	64.1	840	3/21	5	83t	3	105.7		

INDIVIDUAL STATISTICS, DEFENSE

	M.Burnett					J.Bush					M.Daniels					R.Francois					A.Hawk					C.Hayward						
	UT	A	Sk	Int	PD	UT	A	Sk	Int	PD	UT	A	Sk	Int	PD	UT	A	Sk	Int	PD	UT	A	Sk	Int	PD	UT	A	Sk	Int	PD		
9/8	at	SF		(Inactive)		1	0	0-0	0-0	0	0	1	0-0	0-0	0	0	0	0-0	0-0	0	5	4	0-0	0-0	0			(Inactive)				
9/15		Was		(Inactive)				(Inactive)			2	1	0-0	0-0	0	0	0	0-0	0-0	0	3	3	0-0	0-0	0			(Inactive)				
9/22	at	Cin		(Inactive)				(Inactive)			2	0	1-3	0-0	0	0	0	0-0	0-0	0	10	3	0-0	0-0	0			(Inactive)				
10/6		Det	4	2	0-0	0-0	2	0	0	0-0	0-0	0	1	2	0-0	0-0	0	0	2	0-0	0-0	0	9	3	0-0	0-0	0			(Inactive)		
10/13	at	Bal	9	2	0-0	0-0	0			(Inactive)		1	1	0-0	0-0	0			(Injured Reserve)		9	3	3-18	0-0	1			(Inactive)				
10/20		Cle																														
10/27	at	Min																														
11/4		Chi																														
11/10		Phi																														
11/17	at	NYG																														
11/24		Min																														
11/28	at	Det																														
12/8		Atl																														
12/15	at	Dal																														
12/22		Pit																														
12/29	at	Chi																														
SEASON			13	4	0-0	0-0	2	1	0	0-0	0-0	0	6	5	1-3	0-0	0	0	2	0-0	0	0	36	16	3-18	0	1	0	0	0-0	0	
CAREER			205	71	3-28	6-1	30	70	22	1.5-13	3-42	26	17	13	3-14	0-0	1	15	10	0-0	2-1	3	658	266	165-124	58-114	35	43	12	0-0	6-81	25

	D.House					M.Jennings					B.Jones					J.Lattimore					A.Mulumba					C.Matthews						
	UT	A	Sk	Int	PD	UT	A	Sk	Int	PD	UT	A	Sk	Int	PD	UT	A	Sk	Int	PD	UT	A	Sk	Int	PD	UT	A	Sk	Int	PD		
9/8	at	SF	0	0	0-0	0-0	0	8	0	0-0	0-0	0	10	4	0-0	0-0	0	0	0	0-0	0-0	0	0	0	0-0	0-0	0	8	2	1-6	0-0	0
9/15		Was	1	0	1-6	0-0	1	5	1	0-0	0-0	0	5	1	0-0	0-0	0	0	0	0-0	0-0	0	0	1	0-0	0-0	0	1	3	0-0	0-0	0
9/22	at	Cin	2	0	0-0	0-0	0	4	1	1-4	0-0	0	11	2	0-0	0-0	0	0	0	0-0	0-0	0	0	1	0-0	0-0	0	2	0	1-5	0-0	0
10/6		Det	6	0	0-0	0-0	1	3	0	0-0	0-0	2	2	3	1-6	0-0	1	1	0	0-0	0-0	0	2	1	0-0	0-0	0	3	3	1-12	0-0	1
10/13	at	Bal	1	0	0-0	0-0	3	4	2	0-0	0-0	0			(Inactive)		5	2	0-0	0-0	0	1	3	0-0	0-0	0			(Inactive)			
10/20		Cle																														
10/27	at	Min																														
11/4		Chi																														
11/10		Phi																														
11/17	at	NYG																														
11/24		Min																														
11/28	at	Det																														
12/8		Atl																														
12/15	at	Dal																														
12/22		Pit																														
12/29	at	Chi																														
SEASON			10	0	1-6	0-0	5	24	4	1-4	0-0	2	28	10	1-6	0-0	1	6	2	0-0	0-0	0	3	6	0-0	0-0	0	14	8	3-23	0-0	1
CAREER			27	1	2-9	0-0	18	65	9	1-4	1-72	8	152	68	8-52	0-0	7	6	2	0-0	0-0	0	3	6	0-0	0-0	0	205	87	45.5-292	4-109	24

	J.McMillan					D.Jones					J.Jolly					M.Neal					N.Perry					M.Hyde						
	UT	A	Sk	Int	PD	UT	A	Sk	Int	PD	UT	A	Sk	Int	PD	UT	A	Sk	Int	PD	UT	A	Sk	Int	PD	UT	A	Sk	Int	PD		
9/8	at	SF	6	1	0-0	0-0	0	0	2	0-0	0-0	0	1	1	1-2	0-0	0	2	5	0-0	0-0	0	3	1	0-0	0-0	0	3	0	0-0	0-0	0
9/15		Was	5	0	0-0	0-0	0	1	0	0-0	0-0	0	2	1	0-0	0-0	0	2	1	0-0	1-5	1	2	2	0-0	0-0	1	0	0	0-0	0-0	0
9/22	at	Cin	0	1	0-0	0-0	1	0	1	0-0	0-0	0	0	2	0-0	0-0	0	0	2	0-0	0-0	0	2	3	0-0	0-0	0	3	1	0-0	0-0	0
10/6		Det	2	0	0-0	0-0	0	1	0	0-0	0-0	0	2	0	0-0	0-0	0	5	3	1-4	0-0	0	3	2	2-18	0-0	0	0	0	0-0	0-0	0
10/13	at	Bal	1	0	0-0	0-0	0	0	1	0-0	0-0	0	3	2	0-0	0-0	0	0	0	0-0	0-0	0	5	1	1-1	0-0	0	5	1	1-10	0-0	0
10/20		Cle																														
10/27	at	Min																														
11/4		Chi																														
11/10		Phi																														
11/17	at	NYG																														
11/24		Min																														
11/28	at	Det																														
12/8		Atl																														
12/15	at	Dal																														
12/22		Pit																														
12/29	at	Chi																														
SEASON			14	2	0-0	0-0	1	2	4	0-0	0-0	0	8	6	1-2	0-0	0	9	11	1-4	1-5	1	15	9	3-19	0-0	1	11	2	1-10	0-0	0
CAREER			35	11	0-0	1-0	14	2	4	0-0	0-0	0	108	98	3-13	1-2	22	24	24.65-48.5	1-5	1	33	20	5-46	0-0	1	11	2	1-10	0-0	0	

INDIVIDUAL STATISTICS, DEFENSE

	R.Pickett					B.Raji					C.Banjo					S.Shields					T.Williams					C.Wilson						
	UT	A	Sk	Int	PD	UT	A	Sk	Int	PD	UT	A	Sk	Int	PD	UT	A	Sk	Int	PD	UT	A	Sk	Int	PD	UT	A	Sk	Int	PD		
9/8	at	SF	2	3	0-0	0-0	0	3	1	0-0	0	0	0	0	0-0	0-0	0	10	1	0-0	0-0	3	2	1	0-0	0-0	1	0	2	0-0	0-0	0
9/15		Was	0	0	0-0	0-0	1	2	0	0-0	0	0	2	0	0-0	0-0	0	8	1	0-0	0-0	4	6	2	0-0	0-0	2					
9/22	at	Cin	1	2	0-0	0-0	1	0	3	0-0	0	0	2	1	0-0	0-0	0	3	1	0-0	1-1	1	3	0	1-8	0-0	0	0	1	0-0	0-0	0
10/6		Det	1	2	0-0	0-0	0	0	2	0-0	0	0	0	0	0-0	0-0	0	3	0	0-0	0-0	2	2	6	0-0	0-0	2					
10/13	at	Bal	0	2	0-0	0-0	0	1	2	0-0	0	0	1	1	0-0	0-0	0	1	0	0-0	0-0	0	1	3	0-0	0-0	0	2	1	0-0	0-0	0
10/20		Cle																														
10/27	at	Min																														
11/4		Chi																														
11/10		Phi																														
11/17	at	NYG																														
11/24		Min																														
11/28	at	Det																														
12/8		Atl																														
12/15	at	Dal																														
12/22		Pit																														
12/29	at	Chi																														
SEASON			4	9	0-0	0	2	6	8	0-0	0	0	5	2	0-0	0-0	0	25	3	0-0	1-1	10	14	12	1-8	0-0	5	2	4	0-0	0-0	0
CAREER			423	463	95-45.5	0-0	36	111	94	105-65.5	0-0	7	5	2	0-0	0-0	0	106	23	1-8	10-91	49	254	66	3-21	22-411	116	53	46	35-10	0-0	1

	N.Palmer					S.Barrington					J.Boyd																				
	UT	A	Sk	Int	PD	UT	A	Sk	Int	PD	UT	A	Sk	Int	PD																
9/8	at	SF			(Inactive)					(Inactive)					(Inactive)																
9/15		Was			(Inactive)	0	0	0-0	0-0	0					(Inactive)																
9/22	at	Cin	0	0	0-0	0-0	0	0	0	0-0	0-0	0			(Inactive)																
10/6		Det			(Inactive)	0	0	0-0	0-0	0					(Inactive)																
10/13	at	Bal	0	0	0-0	0-0	0	0	0	0-0	0-0	0			(Inactive)																
10/20		Cle																													
10/27	at	Min																													
11/4		Chi																													
11/10		Phi																													
11/17	at	NYG																													
11/24		Min																													
11/28	at	Det																													
12/8		Atl																													
12/15	at	Dal																													
12/22		Pit																													
12/29	at	Chi																													
SEASON			0	0	0-0	0-0	0	0	0	0-0	0-0	0	0	0	0-0	0-0	0	0	0	0-0	0-0	0	0	0	0	0	0	0	0	0	
CAREER			0	0	0-0	0-0	0	0	0	0-0	0-0	0	0	0	0-0	0-0	0	0	0	0-0	0-0	0	0	0	0	0	0	0	0	0	0

DEFENSIVE FUMBLE STATISTICS

FORCED FUMBLES (6)

B.Jones — (1) at Cincinnati, Sept. 22 (J.Gresham)
 C.Matthews — (2) at Cincinnati, Sept. 22 (B.Green-Ellis, A.Dalton)
 N.Perry — (1) vs. Detroit, Oct. 6 (M.Stafford)
 N.Perry — (1) at Baltimore, Oct. 13 (J.Flacco)
 M.Hyde — (1) at Baltimore, Oct. 13 (J.Flacco)

FUMBLE RECOVERIES (4)

A.Hawk — (1) at Cincinnati, Sept. 22 (J.Gresham)
 M.Jennings — (1) at Cincinnati, Sept. 22 (B.Green-Ellis)
 B.Jones — (1) at Cincinnati, Sept. 22 (A.Dalton)
 D.Jones — (1) at Baltimore, Oct. 13 (J.Flacco)

INDIVIDUAL STATISTICS, DEFENSE

QUARTERBACK SACKS (17-103)

9/8	at	San Francisco:	(2-8)	J.Jolly 1-2, C.Matthews 1-6
9/15		Washington:	(1-6)	D.House 1-6
9/22	at	Cincinnati:	(4-20)	M.Daniels 1-3, M.Jennings 1-4, C.Matthews 1-5, T.Williams 1-8
10/6		Detroit:	(5-40)	N.Perry 2-18, B.Jones 1-6, C.Matthews 1-12, M.Neal 1-4
10/13	at	Baltimore:	(5-29)	A.Hawk 3-18, M.Hyde 1-10, N.Perry 1-1
10/20		Cleveland:		
10/27	at	Minnesota:		
11/4		Chicago:		
11/10		Philadelphia:		
11/17	at	N.Y. Giants:		
11/24		Minnesota:		
11/28	at	Detroit:		
12/8		Atlanta:		
12/15	at	Dallas:		
12/22		Pittsburgh:		
12/29	at	Chicago:		

SEASON TOTALS: (17-103) A.Hawk 3-18, C.Matthews 3-23, N.Perry 3-19, M.Daniels 1-3, D.House 1-6, M.Hyde 1-10, M.Jennings 1-4, J.Jolly 1-2, B.Jones 1-6, M.Neal 1-4, T.Williams 1-8

QUARTERBACK HITS (34)

9/8	at	San Francisco:	(5)	C.Matthews 4, M.Neal 1
9/15		Washington:	(8)	M.Daniels 2, C.Matthews 2, J.Jolly 1, B.Jones 1, M.Neal 1, T.Williams 1
9/22	at	Cincinnati:	(8)	C.Matthews 2, M.Daniels 1, A.Hawk 1, M.Jennings 1, B.Jones 1, D.Jones 1, T.Williams 1
10/6		Detroit:	(7)	N.Perry 3, B.Jones 1, C.Matthews 1, J.McMillian 1, M.Neal 1
10/13	at	Baltimore:	(6)	A.Hawk 1, M.Hyde 1, D.Jones 1, J.Lattimore 1, M.Neal 1, N.Perry 1
10/20		Cleveland:		
10/27	at	Minnesota:		
11/4		Chicago:		
11/10		Philadelphia:		
11/17	at	N.Y. Giants:		
11/24		Minnesota:		
11/28	at	Detroit:		
12/8		Atlanta:		
12/15	at	Dallas:		
12/22		Pittsburgh:		
12/29	at	Chicago:		

SEASON TOTALS: (34) C.Matthews 9, M.Neal 4, N.Perry 4, M.Daniels 3, B.Jones 3, A.Hawk 2, D.Jones 2, T.Williams 2, M.Hyde 1, M.Jennings 1, J.Jolly 1, J.Lattimore 1, J.McMillian 1

PASSES DEFENSED (32)

9/8	at	San Francisco:	(4)	S.Shields 3, T.Williams 1
9/15		Washington:	(10)	S.Shields 4, T.Williams 2, D.House 1, M.Neal 1, N.Perry 1, R.Pickett 1
9/22	at	Cincinnati:	(3)	J.McMillian 1, R.Pickett 1, S.Shields 1
10/6		Detroit:	(11)	M.Burnett 2, M.Jennings 2, S.Shields 2, T.Williams 2, D.House 1, B.Jones 1, C.Matthews 1
10/13	at	Baltimore:	(4)	D.House 3, A.Hawk 1
10/20		Cleveland:		
10/27	at	Minnesota:		
11/4		Chicago:		
11/10		Philadelphia:		
11/17	at	N.Y. Giants:		
11/24		Minnesota:		
11/28	at	Detroit:		
12/8		Atlanta:		
12/15	at	Dallas:		
12/22		Pittsburgh:		
12/29	at	Chicago:		

SEASON TOTALS: (32) S.Shields 10, D.House 5, T.Williams 5, M.Burnett 2, M.Jennings 2, R.Pickett 2, A.Hawk 1, B.Jones 1, C.Matthews 1, J.McMillian 1, M.Neal 1, N.Perry 1

INDIVIDUAL STATISTICS, SPECIAL TEAMS

PUNTING

		T.Masthay							
		No	Yds	Avg	TB	In20	Lg	Bk	Net
9/8	at SF	6	277	46.2	0	1	51	0	44.8
9/15	Was	3	121	40.3	0	1	51	0	37.3
9/22	at Cin	3	130	43.3	0	3	55	0	43.3
10/6	Det	3	141	47.0	2	1	60	0	33.7
10/13	at Bal	6	329	54.8	2	0	61	0	41.8
10/20	Cle								
10/27	at Min								
11/4	Chi								
11/10	Phi								
11/17	at NYG								
11/24	Min								
11/28	at Det								
12/8	Atl								
12/15	at Dal								
12/22	Pit								
12/29	at Chi								
SEASON		21	998	47.5	4	6	61	0	41.1
CAREER		217	9661	44.5	18	84	71	0	38.6

KICKING

		M.Crosby			Kickoffs		
		FG	PAT	Pts	No. Ret	TB	TB Pct
9/8	at SF	0/0	4/4	4	-	-	-
9/15	Was	1/1	5/5	8	-	-	-
9/22	at Cin	3/3	3/3	12	-	-	-
10/6	Det	5/5	1/1	16	-	-	-
10/13	at Bal	4/5	1/1	13	-	-	-
10/20	Cle						
10/27	at Min						
11/4	Chi						
11/10	Phi						
11/17	at NYG						
11/24	Min						
11/28	at Det						
12/8	Atl						
12/15	at Dal						
12/22	Pit						
12/29	at Chi						
SEASON		13/14	14/14	53	-	-	-
CAREER		165/212	320/322	815	407	131	23.9

T.Masthay

		M.Crosby			Kickoffs		
		FG	PAT	Pts	No. Ret	TB	TB Pct
9/8	at SF	0/0	0/0	0	2	3	60.0
9/15	Was	0/0	0/0	0	3	4	57.1
9/22	at Cin	0/0	0/0	0	4	2	33.3
10/6	Det	0/0	0/0	0	2	5	71.4
10/13	at Bal	0/0	0/0	0	4	1	20.0
10/20	Cle						
10/27	at Min						
11/4	Chi						
11/10	Phi						
11/17	at NYG						
11/24	Min						
11/28	at Det						
12/8	Atl						
12/15	at Dal						
12/22	Pit						
12/29	at Chi						
SEASON		0/0	0/0	0	15	15	56.0
CAREER		0/0	0/0	0	17	15	46.9

ON-SIDE KICK RECOVERIES

OWN KICKS (0/0)

OPPONENT KICKS (0/1)

Failed - J.Nelson vs. Detroit (Oct. 6)

BLOCKED KICKS

BLOCKED PUNTS

PACKERS (1)

BLOCKED FIELD GOALS

BLOCKED PATs

(1) at Cincinnati, Sept. 22 (D.Jones)

OPPONENTS (0)

KICKOFF

		J.Ross					R.Cobb				
		No	Yds	Avg	Lg	TD	No	Yds	Avg	Lg	TD
9/8	at SF	3	40	13.3	17	0	0	0	0.0	0	0
9/15	Was	1	14	14.0	14	0	1	10	10.0	10	0
9/22	at Cin	2	21	10.5	21	0	0	0	0.0	0	0
10/6	Det			(Not With Team)			0	0	0.0	0	0
10/13	at Bal			(Not With Team)			0	0	0.0	0	0
10/20	Cle										
10/27	at Min										
11/4	Chi										
11/10	Phi										
11/17	at NYG										
11/24	Min										
11/28	at Det										
12/8	Atl										
12/15	at Dal										
12/22	Pit										
12/29	at Chi										
SEASON		6	75	12.5	21	0	1	10	10.0	10	0
CAREER		9	161	17.9	44	0	73	1915	26.2	108t	1

ADDITIONAL KICKOFF RETURNS: M.Hill 1-19 at Bal (Oct. 13)

PUNT RETURNS

		R.Cobb						J.Ross					
		No	Yds	Avg	FC	Lg	TD	No	Yds	Avg	FC	Lg	TD
9/8	at SF	1	16	16.0	1	16	0	1	9	9.0	1	9	0
9/15	Was	0	0	0.0	2	0	0	1	11	11.0	0	11	0
9/22	at Cin	0	0	0.0	1	0	0	0	0	0.0	1	0	0
10/6	Det	2	7	3.5	0	7	0			(Not With Team)			
10/13	at Bal	0	0	0.0	1	0	0			(Not With Team)			
10/20	Cle												
10/27	at Min												
11/4	Chi												
11/10	Phi												
11/17	at NYG												
11/24	Min												
11/28	at Det												
12/8	Atl												
12/15	at Dal												
12/22	Pit												
12/29	at Chi												
SEASON		3	23	7.7	5	16	0	2	20	10.0	2	11	0
CAREER		60	610	10.2	44	80t	2	6	123	20.5	3	58	0

PUNT RETURNS

		M.Hyde					
		No	Yds	Avg	FC	Lg	TD
9/8	at SF	0	0	0.0	0	0	0
9/15	Was	0	0	0.0	0	0	0
9/22	at Cin	0	0	0.0	0	0	0
10/6	Det	2	7	3.5	0	5	0
10/13	at Bal	5	68	13.6	0	23	0
10/20	Cle						
10/27	at Min						
11/4	Chi						
11/10	Phi						
11/17	at NYG						
11/24	Min						
11/28	at Det						
12/8	Atl						
12/15	at Dal						
12/22	Pit						
12/29	at Chi						
SEASON		7	75	10.7	0	23	0
CAREER		7	75	10.7	0	23	0

ADDITIONAL PUNT RETURNS: J.Kuhn 1-0 at Bal (Oct. 13)

SPECIAL TEAMS FUMBLE STATISTICS

FORCED FUMBLES (1)

R.Francois — at Cin., Sept. 22 (B.Tate)

FUMBLE RECOVERIES (0)

DRIVE STATISTICS

PACKERS SCORING DRIVES (game-by-game)

Date	Opponent	Plays	Yards	Time	Result	Qtr	Scoring Play	Quarterback
9/8	at San Francisco	6	80	1:47	TD	1	A.Rodgers 5 pass to R.Cobb	A.Rodgers
9/8	at San Francisco	8	62	1:16	TD	2	A.Rodgers 12 pass to J.Finley	A.Rodgers
9/8	at San Francisco	7	69	2:48	TD	3	A.Rodgers 8 pass to J.Nelson	A.Rodgers
9/8	at San Francisco	8	76	2:30	TD	4	E.Lacy 2 run	A.Rodgers
9/15	Washington	14	70	6:58	FG	1	M.Crosby 28 field goal	A.Rodgers
9/15	Washington	4	42	0:41	TD	1	A.Rodgers 35 pass to R.Cobb	A.Rodgers
9/15	Washington	8	75	3:13	TD	2	A.Rodgers 14 pass to J.Nelson	A.Rodgers
9/15	Washington	6	90	2:57	TD	2	A.Rodgers 3 pass to J.Finley	A.Rodgers
9/15	Washington	4	60	1:53	TD	3	A.Rodgers 15 pass to J.Nelson	A.Rodgers
9/15	Washington	4	80	1:34	TD	3	J.Starks 32 run	A.Rodgers
9/22	at Cincinnati	4	3	0:46	FG	2	M.Crosby 41 field goal	A.Rodgers
9/22	at Cincinnati	7	20	3:11	FG	2	M.Crosby 19 field goal	A.Rodgers
9/22	at Cincinnati	12	70	5:35	FG	2	M.Crosby 26 field goal	A.Rodgers
9/22	at Cincinnati	9	80	3:20	TD	3	J.Franklin 2 run	A.Rodgers
9/22	at Cincinnati	5	92	1:48	TD	3	A.Rodgers 7 pass to J.Jones	A.Rodgers
10/6	Detroit	15	72	7:50	FG	1	M.Crosby 26 field goal	A.Rodgers
10/6	Detroit	12	36	3:55	FG	2	M.Crosby 52 field goal	A.Rodgers
10/6	Detroit	5	76	2:20	FG	3	M.Crosby 31 field goal	A.Rodgers
10/6	Detroit	2	78	0:54	TD	3	A.Rodgers 83 pass to J.Jones	A.Rodgers
10/6	Detroit	9	56	4:35	FG	4	M.Crosby 42 field goal	A.Rodgers
10/6	Detroit	7	43	3:11	FG	4	M.Crosby 45 field goal	A.Rodgers
10/13	at Baltimore	6	53	1:49	FG	1	M.Crosby 45 field goal	A.Rodgers
10/13	at Baltimore	1	0	0:02	FG	2	M.Crosby 31 field goal	None
10/13	at Baltimore	6	38	3:04	FG	3	M.Crosby 50 field goal	A.Rodgers
10/13	at Baltimore	4	80	2:22	TD	3	A.Rodgers 64 pass to J.Nelson	A.Rodgers
10/13	at Baltimore	12	72	7:35	FG	4	M.Crosby 31 field goal	A.Rodgers

Scoring-Drive Length, Regular Season

Length (minus)	Packers		Opponent	
	TD	FG	TD	FG
0—9	0	0	0	0
10—19	0	2	1	0
20—29	0	0	1	0
30—39	0	1	0	0
40—49	0	2	0	0
50—59	1	1	1	0
60—69	0	2	0	2
70—79	4	0	1	1
80—89	3	5	0	1
90—99	3	0	8	0
SEASON	13	13	14	4

Possessions at a glance

Reg. Season	No.	Avg. Snaps	*3-Plays & Out	Snaps/ TD
Packers	60	5.6	13	23.9
Opponent	61	5.1	17	20.9

*—less if turnover, no first downs or score

Game-Opening Drives

Game		Packers			Opponent		
		Pts	FD	Yds	Pts	FD	Yds
9/8	at SF	0	0	2	0	0	8
9/15	Was	3	4	70	0	1	20
9/22	at Cin	0	2	34	7	5	80
10/6	Det	3	5	72	0	3	35
10/13	at Bal	3	2	53	0	0	-10
10/20	Cle						
10/27	at Min						
11/4	Chi						
11/10	Phi						
11/17	at NYG						
11/24	Min						
11/28	at Det						
12/8	Atl						
12/15	at Dal						
12/22	Pit						
12/29	at Chi						
SEASON		9	13	231	7	9	133

Second-Half Opening Drives

Game		Packers			Opponent		
		Pts	FD	Yds	Pts	FD	Yds
9/8	at SF	0	0	5	7	5	85
9/15	Was	0	0	-12	0	0	8
9/22	at Cin	7	6	80	0	2	38
10/6	Det	0	1	20	0	2	19
10/13	at Bal	0	0	6	0	0	-7
10/20	Cle						
10/27	at Min						
11/4	Chi						
11/10	Phi						
11/17	at NYG						
11/24	Min						
11/28	at Det						
12/8	Atl						
12/15	at Dal						
12/22	Pit						
12/29	at Chi						
SEASON		7	7	99	7	9	143

DRIVE STATISTICS

YARDS-GAINED ANALYSIS

	1st Down			2nd Down			3rd Down			4th Down			Season			By Quarter				By Half		
	Att	Yds	Avg	Att	Yds	Avg	Att	Yds	Avg	Att	Yds	Avg	Att	Yds	Avg	1st	2nd	3rd	4th	1st	2nd	OT
Packers	152	1098	7.2	113	736	6.5	66	382	5.8	3	35	11.7	334	2251	6.7	424	555	687	585	979	1272	0
Opponents	138	834	6.0	101	515	5.1	69	429	6.2	6	81	18.5	314	1859	5.9	331	364	550	614	695	1164	0

DRIVE ENGINEERING

QB	Drives	Drives ended by					BLK	DOWN	TO	SAF	CLK	Points Yielded
	Started	TD	FG	MFG	PUNT							
A.Rodgers	59	13	12	1	21	0	1	7	0	4	127	
Packers	59	13	12	1	21	0	1	7	0	4	127	
Opponents	61	14	4	3	28	0	2	6	0	4	107	

RED-ZONE EFFICIENCY

	Regular Season	
	Packers	Opponent
Times Penetrated Opponent 20	20	16
Total Scores	16	15
Touchdowns	9	12
Field Goals-Attempts	7-8	3-3
Touchdown Percentage450	.750
Scoring Percentage800	.938
Turnovers	1	0
Downs	0	1
Missed Field Goals	1	0
Time Ran Out	0	0
Ended Not Trying To Score	2	0
Scores From Outside/At 20	10	3
Touchdowns	4	2
Field Goals	6	1

AVERAGE FIELD POSITION

	Regular Season	
	Packers	Opponent
Drives Started	60	61
Average Field Position	GB27	OPP27
Drives Started in Plus Territory	7	4
Scores	4	3
Touchdowns	1	3
Field Goals	3	0
Missed Field Goals	0	1
Punts	2	0
Turnovers	1	0
Turnover on Downs	0	0
Ran Out Clock	0	0
Did Not Attempt to Score	0	0
Drives Started Inside Own 20	14	13

GOAL-TO-GO SITUATIONS, REGULAR SEASON

	Summary									GTG Plays		Pct
	Total	TD	Pct	FG	MFG	TO	CLK	DOWN	Plays	TD		
Packers	13	7	.350	4	0	0	2	0	35	7	.200	
Opponents	10	7	.412	2	0	0	0	1	26	7	.269	

2013 SUPERLATIVES

LONGEST RETURNS

Packers

Type	Yards	Opp. Date	Player
Fumble	24t	at Cin, Sept. 22	M.Jennings
Punt	23	at Bal, Oct. 13	M.Hyde
Kickoff	21	at Cin, Sept. 22	J.Ross
Fumble	20	at Bal, Oct. 13	D.Jones
Punt	20	at Bal, Oct. 13	M.Hyde
Kickoff	19	at Bal, Oct. 13	M.Hill
Kickoff	17	at SF, Sept. 8	J.Ross
Punt	16	at SF, Sept. 8	R.Cobb
Punt	16	at Bal, Oct. 13	M.Hyde

No. of returns 20-plus yards in length: 5
 No. of returns 40-plus yards in length: 0

Opponent

Type	Yards	Opp. Date	Player
Fumble	58t	at Cin, Sept. 22	T.Newman
Punt	38	at Bal, Oct. 13	T.Doss
Kickoff	35	at Bal, Oct. 13	J.Jones
Kickoff	32	at Cin, Sept. 22	B.Tate
Kickoff	30	at Cin, Sept. 22	B.Tate
Kickoff	30	at SF, Sept. 8	A.Dixon
Kickoff	30	at SF, Sept. 8	P.Cox
Kickoff	30	at Bal, Oct. 13	J.Jones
Kickoff	28	vs. Was, Sept. 15	C.Thompson
Kickoff	27	at Cin, Sept. 22	B.Tate
Kickoff	23	vs. Det, Oct. 6	M.Spurlock
Kickoff	22	at Cin, Sept. 22	B.Tate
Kickoff	20	vs. Was, Sept. 15	C.Thompson

No. of returns 20-plus yards in length: 13
 No. of returns 40-plus yards in length: 1

LONGEST PLAYS FROM SCRIMMAGE

Packers

Yards	Opp.	Play
83t	vs. Det	A.Rodgers to J.Jones
67	vs. Det	R.Cobb run
64t	at Bal	A.Rodgers to J.Nelson
57	vs. Was	A.Rodgers to J.Jones
52	at Bal	A.Rodgers to J.Finley

Long run:

67	vs. Det	R.Cobb
51	at Cin	J.Franklin
37	at Bal	E.Lacy
32t	vs. Was	J.Starks
20	vs. Was	J.Starks

No. plays 20-plus yards: 29
 No. plays 40-plus yards: 7

Opponent

Yards	Opp.	Play
63	at Bal	J.Flacco to T.Doss
59	at Bal	J.Flacco to M.Brown
45	at Bal	J.Flacco to D.Clark
44	vs. Was	R.Griffin to P.Garcon
43	at SF	C.Kaepernick to A.Boldin

Long run:

32	vs. Was	A.Morris
32	vs. Was	A.Morris
20	vs. Det	R.Bush

No. plays 20-plus yards: 27
 No. plays 40-plus yards: 5

MISCELLANEOUS

WEEKLY INACTIVES

9/8	at San Francisco:	S.Barrington, B.Bostick, J.Boyd, M.Burnett, C.Hayward, N.Palmer, L.Taylor
9/15	Washington:	J.Boyd, M.Burnett, J.Bush, C.Hayward, N.Palmer, L.Taylor, C.Wilson
9/22	at Cincinnati:	J.Boyd, M.Burnett, J.Bush, C.Hayward, J.Kuhn, E.Lacy, L.Taylor
10/6	Detroit:	B.Bostick, J.Boyd, C.Hayward, N.Palmer, J.Starks, G.Van Roten, C.Wilson
10/13	at Baltimore:	J.Boyd, J.Bush, C.Hayward, B.Jones, C.Matthews, J.Starks, G.Van Roten
10/20	Cleveland:	
10/27	at Minnesota:	
11/4	Chicago:	
11/10	Philadelphia:	
11/17	at N.Y. Giants:	
11/24	Minnesota:	
11/28	at Detroit:	
12/8	Atlanta:	
12/15	at Dallas:	
12/22	Pittsburgh:	
12/29	at Chicago:	

SEASON TOTALS: J.Boyd (5), C.Hayward (5), M.Burnett (3), J.Bush (3), N.Palmer (3), L.Taylor (3), B.Bostick (2), J.Starks (2), G.Van Roten (2), C.Wilson (2), S.Barrington (1), J.Kuhn (1), E.Lacy (1), B.Jones (1), C.Matthews (1)

TIME SPENT IN THE LEAD

Opponent	Packers	
	In Lead	Trailing
9/8 at SF	2:39	28:03
9/15 Was	53:02	0:00
9/22 at Cin	26:13	28:07
10/6 Det	52:10	0:00
11/13 at Bal	58:11	0:00
10/20 Cle		
10/27 at Min		
11/4 Chri		
11/10 Phi		
11/17 at NYG		
11/24 Min		
11/28 at Det		
12/8 Atl		
12/15 at Dal		
12/22 Pit		
12/29 at Chi		
SEASON	3:12:15	56:10
SEASON AVG	.38:27	11:14

NON-OFFENSIVE SCORES

Packers (1): M.Jennings 24-yard fumble return at Cin, Sept. 22

Opponent (1): T.Newman 58-yard fumble return at Cin, Sept. 22

TWO-POINT CONVERSIONS

Packers (0-0):

Opponent (0-2):

PENALTIES AND REPLAY CHALLENGES

PENALTY STATISTICS

	Packers	Opponent
Times Penalized after Offensive Gain	8	6
Gains Wiped Out, Offensive Penalties	64	40
Touchdowns Cost	1	0
Field Goals Cost	0	0
First Downs Lost	1	1
Intentional Grounding Penalties	0	0
Defensive Pass Interference, Times Flagged	0	2
Yards Given Up	0	0
Defensive 3rd/4th Down Flags (kept drive alive)	1	4
Kick/Punt Return Penalties	3	4
Return Yards Wiped Out	6	4

Touchdowns nullified — GREEN BAY (1): A.Rodgers 10-yard pass to J.Nelson vs. Was (Sept. 15)
OPPONENTS (0):

2013 REPLAY CHALLENGES

PACKERS (0/0)

<u>Date, Opp.</u>	<u>Initial Ruling</u>	<u>Ruling</u>

OPPONENTS (3/3)

<u>Date, Opp.</u>	<u>Initial Ruling</u>	<u>Ruling</u>
9/15 vs. Was	R.Griffin 5 pass to P.Garcon, short of goal line	Reversed, TD
9/15 vs. Was	R.Griffin incomplete pass to S.Moss	Reversed, TD
9/22 at Cin	A.Rodgers 12 pass to R.Cobb, first down	Reversed, short of line to gain

REPLAY ASSISTANT (2/2)

Last two minutes of the half, overtime, turnovers and scoring plays

<u>Date, Opp.</u>	<u>Initial Ruling</u>	<u>Ruling</u>
9/15 vs. Was	A.Robinson fumble recovered by B.Jones	Reversed, A.Robinson down by contact
10/6 vs. Det	A.Rodgers 27 pass to J.Jones TD	Reversed, J.Jones out of bounds

2013 PENALTIES ACCEPTED (31)

OFFENSE (17)

Holding (10) — J.Sitton (2) at SF (Sept. 8), at Bal (Oct. 13); D.Bakhtiari vs. Was (Sept. 15), at Cin (Sept. 22), vs. Det (Oct. 6), at Bal (Oct. 13); E.Dietrich-Smith vs. Was (Sept. 15); J.Boykin vs. Det (Oct. 6), J.Finley at Bal (Oct. 13)

False Start (4) — D.Barclay vs. Was (Sept. 15), vs. Det (Oct. 6); R.Cobb vs. Det (Oct. 6); T.Lang at Bal (Oct. 13)

Delay Of Game (1) — A.Rodgers vs. Det (Oct. 6)

Illegal Use of Hands (1) — J.Sitton at SF (Sept. 8)

Personal Foul (1) — T.Lang at Bal (Oct. 13)

DEFENSE (7)

Unnecessary Roughness (3) — N.Perry at Cin (Sept. 22); T.Williams at Cin (Sept. 22); J.McMillian vs. Det (Oct. 6)

Holding (2) — S.Shields at Bal (Oct. 13); T.Williams at Bal (Oct. 13)

Illegal Contact (1) — S.Shields vs. Det (Oct. 6)

Offside (1) — M.Neal at Bal (Oct. 13)

SPECIAL TEAMS (7)

Holding (3) — Team at SF (Sept. 8); D.House vs. Det (Oct. 6); A.Mulumba vs. Det (Oct. 6)

Unnecessary Roughness (2) — R.Francois vs. Was (Sept. 15); R.Taylor at Cin (Sept. 22)

Illegal Block (1) — M.Daniels at SF (Sept. 8)

Illegal Formation (1) — M.Jennings vs. Det (Oct. 6)

TURNOVER STATISTICS AND NOTES

TAKEAWAY ANALYSIS

	Packers Take Aways			Packers Give Aways			Diff	Cum	NFC Rank	NFL Rank
	Int	Fum	Tot	Int	Fum	Tot				
	SF	0	0	0	1	1				
WAS	1	0	1	0	1	1	0	-2	14t	25t
Cin	1	3	4	2	2	4	0	-2	12t	22t
BYE	-	-	-	-	-	-	-	-	13t	21t
DET	0	0	0	0	0	0	0	-2	14t	23t
Bal	0	1	1	1	1	2	-1	-3	15	25t
CLE	0	0	0	0	0	0	0	0	0	0
Min	0	0	0	0	0	0	0	0	0	0
CHI	0	0	0	0	0	0	0	0	0	0
PHI	0	0	0	0	0	0	0	0	0	0
NYG	0	0	0	0	0	0	0	0	0	0
MIN	0	0	0	0	0	0	0	0	0	0
Det	0	0	0	0	0	0	0	0	0	0
ATL	0	0	0	0	0	0	0	0	0	0
Dal	0	0	0	0	0	0	0	0	0	0
PIT	0	0	0	0	0	0	0	0	0	0
Chi	0	0	0	0	0	0	0	0	0	0
Total	2	4	6	4	5	9	-3	-3	15	25t

HOME GAMES UPPERCASED IN BOLD

Takeaway Breakdown

	Packers	Opponent
Total	6	9
Interceptions	2	4
Fumble Rec.	4	2
Fumble resulting in t'back	0	1
Muffed Punt Rec.	0	2
Points off Turnovers	16	28
Touchdowns	1	4
Field Goals	3	0
Didn't attempt score	0	1

TOUCHDOWN RETURNS

Packers (1): M.Jennings 24-yard fumble return at Cin, Sept. 22

Opponent (1): T.Newman 58-yard fumble return at Cin, Sept. 22

2013 RECORD WHEN...

When...	Record
+4 turnover margin	0-0
+3 turnover margin	0-0
+2 turnover margin	0-0
+1 turnover margin	0-0
even turnover margin	2-1
-1 turnover margin	1-0
-2 turnover margin	0-1
-3 turnover margin	0-0
-4 turnover margin	0-0
recording 0 takeaways	1-1
recording 1 takeaway	2-0
recording 2 takeaways	0-0
recording 3 takeaways	0-0
recording 4 takeaways	0-1
recording 5 takeaways	0-0
recording 0 giveaways	1-0
recording 1 giveaway	1-0
recording 2 giveaways	1-1
recording 3 giveaways	0-0
recording 4 giveaways	0-1
recording 5 giveaways	0-0
recording 0 interceptions	2-1
recording 1 interception	1-1
recording 2 interceptions	0-0
recording 3 interceptions	0-0
recording 4 interceptions	0-0
surrendering 0 interceptions	2-0
surrendering 1 interception	1-1
surrendering 2 interceptions	0-1
surrendering 3 interceptions	0-0
recovering 0 fumbles	2-1
recovering 1 fumble	1-0
recovering 2 fumbles	0-0
recovering 3 fumbles	0-1
losing 0 fumbles	1-0
losing 1 fumble	2-1
losing 2 fumbles	0-1
losing 3 fumbles	0-0

TAKEAWAY SUMMARY (6)

9/8	at San Francisco:	None
9/15	Washington:	M.Neal (interception)
9/22	at Cincinnati:	A.Hawk (fumble recovery), M.Jennings (fumble recovery), B.Jones (fumble recovery), S.Shields (interception)
10/6	Detroit:	None
10/13	at Baltimore:	D.Jones (fumble recovery)
10/20	Cleveland:	
10/27	at Minnesota:	
11/4	Chicago:	
11/10	Philadelphia:	
11/17	at N.Y. Giants:	
11/24	Minnesota:	
11/28	at Detroit:	
12/8	Atlanta:	
12/15	at Dallas:	
12/22	Pittsburgh:	
12/29	at Chicago:	

SEASON TOTALS: A.Hawk 1 (fumble recovery), M.Jennings 1 (fumble recovery), B.Jones 1 (fumble recovery), D.Jones 1 (fumble recovery), M.Neal 1 (interception), S.Shields 1 (interception)

Note: Only fumbles lost are credited. Fumbles in which the team maintained possession are not included.

GIVEAWAY SUMMARY (9)

9/8	at San Francisco:	E.Lacy (fumble), A.Rodgers (interception)
9/15	Washington:	J.Jones (fumble)
9/22	at Cincinnati:	A.Rodgers 2 (two interceptions), J.Franklin (fumble), J.Ross (muffed kickoff)
10/6	Detroit:	None
10/13	at Baltimore:	J.Kuhn (muffed punt), A.Rodgers (interception)
10/20	Cleveland:	
10/27	at Minnesota:	
11/4	Chicago:	
11/10	Philadelphia:	
11/17	at N.Y. Giants:	
11/24	Minnesota:	
11/28	at Detroit:	
12/8	Atlanta:	
12/15	at Dallas:	
12/22	Pittsburgh:	
12/29	at Chicago:	

SEASON TOTALS: A.Rodgers 4 (four interceptions), J.Franklin 1 (fumble), J.Jones 1 (fumble), J.Kuhn 1 (muffed punt), E.Lacy 1 (fumble), J.Ross 1 (muffed kickoff)

TAKEAWAY POINTS

Packers (16)

Date	Opp.	Turnover	Result	Points
9/22	at Cin	Interception	FG	3
9/22	at Cin	Fumble	TD	7
9/22	at Cin	Fumble	FG	3
10/13	at Bal	Fumble	FG	3

Opponent (28)

Date	Opp.	Turnover	Result	Points
9/8	at SF	Fumble	TD	7
9/22	at Cin	Muffed Kickoff	TD	7
9/22	at Cin	Interception	TD	7
9/22	at Cin	Fumble	TD	7

REGULAR-SEASON PLAYER PARTICIPATION

NFL WEEK	1	2	3	5	6	7	8	9	10	11	12	13	14	15	16	17	— Season Totals —			
Player	at SF	WAS	at CIN	DET	at BAL	CLE	at MIN	CHI	PHI	at NYG	MIN	at DET	ATL	at DAL	PIT	at CHI	GP	GS	DNP	INA
Adams, Aaron	PS	PS	PS	PS	PS												-	-	-	-
Bakhtiari, David	LT	LT	LT	LT	LT												5	5	0	0
Banjo, Chris	SUB	SUB	SS	SUB	SUB												5	1	0	0
Barclay, Don	RT	RT	RT	RT	RT												5	5	0	0
Barrington, Sam	INA	SUB	SUB	SUB	SUB												4	0	0	1
Bostick, Brandon	INA	SUB	SUB	INA	SUB												3	0	0	2
Boyd, Josh	INA	INA	INA	INA	INA												0	0	0	5
Boykin, Jarrett	SUB	SUB	SUB	SUB	SUB												5	0	0	0
Bulaga, Bryan	IR	IR	IR	IR	IR												-	-	-	-
Burnett, Morgan	INA	INA	INA	SS	SS												2	2	0	3
Bush, Jarrett	SUB	INA	INA	SUB	INA												2	0	0	3
Cobb, Randall	WR	SUB	WR	WR	WR												5	4	0	0
Collins, Bryan	PS	PS	PS	PS	PS												-	-	-	-
Crosby, Mason	SUB	SUB	SUB	SUB	SUB												5	0	0	0
Cunningham, Sederrick	IR	IR	IR	IR	IR												-	-	-	-
Daniels, Mike	SUB	SUB	SUB	SUB	SUB												5	0	0	0
Dietrich-Smith, Evan	C	C	C	C	C												5	5	0	0
Dorsey, Kevin	IR	IR	IR	IR	IR												-	-	-	-
Dunn, Reggie	-	-	-	PS	-												-	-	-	-
Finley, Jermichael	TE	SUB	TE	TE	TE												5	4	0	0
Francois, Robert	SUB	SUB	SUB	SUB	IR												4	0	0	0
Franklin, Johnathan	SUB	SUB	SUB	SUB	SUB												5	0	0	0
Gerhart, Garth	-	-	-	-	PS												-	-	-	-
Goode, Brett	SUB	SUB	SUB	SUB	SUB												5	0	0	0
Harris, DuJuan	IR	IR	IR	IR	IR												-	-	-	-
Hawk, A.J.	BLB	BLB	BLB	BLB	BLB												5	5	0	0
Hayward, Casey	INA	INA	INA	INA	INA												0	0	0	5
Hill, Michael	PS	PS	PS	SUB	SUB												2	0	0	0
House, Davon	SUB	SUB	SUB	3CB	SUB												5	1	0	0
Hyde, Micah	SUB	SUB	3CB	SUB	SUB												5	1	0	0
Jennings, M.D.	FS	FS	FS	FS	FS												5	5	0	0
Johnson, Charles	PS	PS	PS	PS	-												-	-	-	-
Jolly, Johnny	RDE	RDE	SUB	SUB	RDE												5	3	0	0
Jones, Brad	MLB	MLB	MLB	MLB	INA												4	4	0	1
Jones, Datone	SUB	SUB	SUB	SUB	SUB												5	0	0	0
Jones, James	3WR	WR	3WR	3WR	3WR												5	5	0	0
Kuhn, John	SUB	FB	INA	SUB	SUB												4	1	0	1
Lacy, Eddie	RB	RB	INA	RB	RB												4	4	0	1
Lang, T.J.	RG	RG	RG	RG	RG												5	5	0	0
Lattimore, Jamari	SUB	SUB	SUB	SUB	MLB												5	1	0	0
Masthay, Tim	SUB	SUB	SUB	SUB	SUB												5	0	0	0
Matthews, Clay	ROLB	ROLB	ROLB	ROLB	INA												4	4	0	1
McMillian, Jerron	SS	SS	SUB	SUB	SUB												5	2	0	0
Mulumba, Andy	SUB	SUB	SUB	SUB	SUB												5	0	0	0
Neal, Mike	SUB	SUB	SUB	LOLB	LOLB												5	2	0	0
Nelson, Jordy	WR	WR	WR	WR	WR												5	5	0	0
Newhouse, Marshall	SUB	SUB	SUB	SUB	SUB												5	0	0	0
Nixon, James	PS	PS	PS	PS	SUB												1	0	0	0
Palmer, Nate	INA	INA	SUB	INA	SUB												2	0	0	3
Perry, Nick	LOLB	LOLB	LOLB	SUB	ROLB												5	4	0	0
Pickett, Ryan	NT	NT	NT	NT	NT												5	5	0	0
Quarless, Andrew	SUB	TE	SUB	SUB	SUB												5	1	0	0
Raji, B.J.	LDE	LDE	LDE	LDE	LDE												5	5	0	0
Richardson, Sean	PUP	PUP	PUP	PUP	PUP												-	-	-	-
Rodgers, Aaron	QB	QB	QB	QB	QB												5	5	0	0
Ross, Jeremy	SUB	SUB	SUB	-	-												3	0	0	0
Sherrrod, Derek	PUP	PUP	PUP	PUP	PUP												-	-	-	-
Shields, Sam	RCB	RCB	RCB	RCB	RCB												5	5	0	0
Sitton, Josh	LG	LG	LG	LG	LG												5	5	0	0
Starks, James	SUB	SUB	RB	INA	INA												3	1	0	2
Stoneburner, Jake	PS	PS	PS	PS	PS												-	-	-	-
Taylor, Lane	INA	INA	INA	SUB	SUB												2	0	0	3
Taylor, Ryan	SUB	SUB	SUB	SUB	SUB												5	0	0	0
Tolzien, Scott	PS	PS	PS	PS	PS												-	-	-	-
Tretter, JC	PUP	PUP	PUP	PUP	PUP												-	-	-	-
Van Roten, Greg	SUB	SUB	SUB	INA	INA												3	0	0	2
Wallace, Seneca	DNP	DNP	DNP	DNP	DNP												0	0	5	0
White, Myles	PS	PS	PS	PS	PS												-	-	-	-
Williams, Tramon	LCB	LCB	LCB	LCB	LCB												5	5	0	0
Wilson, C.J.	SUB	INA	SUB	INA	SUB												3	0	0	2
Worthy, Jerel	PUP	PUP	PUP	PUP	PUP												-	-	-	-

STARTERS IN BOLD AT POSITION; DNP — Did not play; INA — Inactive; IR — Injured reserve; PUP — Reserve/Physically unable to perform; PS — Practice squad; SUB — Substitute; 3WR — Started as third wide receiver; 3CB — Started as third cornerback

SEASON-HIGHS/W-L BREAKDOWN

INDIVIDUAL

Longest Scoring Run — 32, J.Starks, Sept. 15 vs. Washington
 Longest Non-Scoring Run — 67, R.Cobb, Oct. 6 vs. Detroit

Longest Scoring Pass — 83, A.Rodgers to J.Jones, Oct. 6 vs. Detroit
 Longest Non-Scoring Pass — 57, A. Rodgers to J.Jones, Sept. 15 vs. Washington

Longest Kickoff Return — 21, J.Ross, Sept. 22 at Cincinnati
 Longest Punt Return — 23, M.Hyde, Oct. 13 at Baltimore
 Longest Interception Return — 5, M.Neal, Sept. 15 vs. Washington
 Longest Fumble Return — 24t, M.Jennings, Sept. 22 at Cincinnati

Longest Punt — 61, T.Masthay, Oct. 13 at Baltimore

Longest Field Goal — 52, M.Crosby, Oct. 6 vs. Detroit
 Most Field Goals Attempted — 5, twice, most recently M.Crosby Oct. 13 at Baltimore
 Most Field Goals Made — 5, M.Crosby, Oct. 6 vs. Detroit

Most Touchdowns — 2, J.Nelson, Sept. 15 vs. Washington

Most Rushing Attempts — 23, twice, most recently E.Lacy, Oct. 13 at Baltimore
 Most Rushing Yards — 132, J.Starks, Sept. 15 vs. Washington

Most Passing Attempts — 43, A.Rodgers, Sept. 22 at Cincinnati
 Most Completions — 34, A.Rodgers, Sept. 15 vs. Washington
 Most Passing Yards — 480, A.Rodgers, Sept. 15 vs. Washington
 Most Touchdown Passes — 4, A.Rodgers, Sept. 15 vs. Washington

Most Receptions — 11, J.Jones, Sept. 15 vs. Washington
 Most Receiving Yards — 178, J.Jones, Sept. 15 vs. Washington

Most Total Yards from Scrimmage — 178, J.Jones, Sept. 15 vs. Washington

Most Defensive Interceptions — 1, twice, most recently S.Shields, Sept. 22 at Cincinnati
 Most Tackles — 14, B.Jones, Sept. 8 at San Francisco
 Most Solo Tackles — 10, twice, most recently B.Jones, Sept. 22 at Cincinnati
 Most Sacks — 3, A.Hawk, Oct. 13 at Baltimore
 Most Passes Defensed — 4, S.Shields, Sept. 15 vs. Washington

TEAM

Offensive Most...

First Downs — 28, Sept. 15 vs. Washington
 Rushing Attempts — 33, Oct. 6 vs. Detroit
 Rushing Yards — 182, Sept. 22 at Cincinnati
 Pass Attempts — 43, Sept. 22 at Cincinnati
 Completions — 34, Sept. 15 vs. Washington
 TDs Thrown — 4, Sept. 15 vs. Washington
 Ints. Thrown — 2, Sept. 22 at Cincinnati
 Net Passing Yards — 441, Sept. 15 vs. Washington
 Offensive Plays — 77, Sept. 22 at Cincinnati
 Total Offense — 580, Sept. 15 vs. Washington
 Time of Possession — 32:29, Sept. 15 vs. Washington
 Turnovers — 4, Sept. 22 at Cincinnati
 Fumbles — 2, three times, most recently Oct. 13 at Baltimore
 Fumbles Lost — 2, Sept. 22 at Cincinnati

Longest Scoring Drives

Plays — 15, Oct. 6 vs. Detroit
 Yards — 92, Sept. 22 at Cincinnati
 Time — 7:50, Oct. 6 vs. Detroit

Shortest Scoring Drives

Plays — 1, Oct. 13 at Baltimore
 Yards — 0, Oct. 13 at Baltimore
 Time — 0:02, Oct. 13 at Baltimore

Defensive Fewest...

First Downs Allowed — 15, Oct. 13 at Baltimore
 Rushing Att. Allowed — 17, Sept. 15 vs. Washington
 Rushing Yards Allowed — 47, Oct. 13 at Baltimore
 Pass Att. Allowed — 28, Sept. 22 at Cincinnati
 Pass Comp. Allowed — 20, twice, most recently Oct. 13 at Baltimore
 Net Passing Yards Allowed — 215, Sept. 22 at Cincinnati
 Total Plays Allowed — 56, Sept. 22 at Cincinnati
 Total Yards Allowed — 286, Oct. 6 vs. Detroit

Defensive Most...

Takeaways — 4, Sept. 22 at Cincinnati
 Interceptions — 1, two times, most recently Sept. 22 at Cincinnati
 Fumbles Forced — 3, Sept. 22 at Cincinnati
 Fumbles Recovered — 3, Sept. 22 at Cincinnati
 Passes Defensed — 11, Oct. 6 vs. Detroit
 Sacks — 5, twice, most recently Oct. 13 at Baltimore

	2013 regular season...			2012 regular season...			2011 regular season...			1992-present...		
	Home	Road	Overall	Home	Road	Overall	Home	Road	Overall	Home	Road	Overall
Overall	2-0	1-2	3-2	7-1	4-4	11-5	8-0	7-1	15-1	131-39	88-85	217-124
On Grass	2-0	0-1	2-1	7-1	2-0	9-1	8-0	3-1	11-1	131-39	48-33	179-72
On Artificial Surfaces	0-0	1-1	1-1	0-0	2-4	2-4	0-0	4-0	4-0	0-0	38-52	38-52
In Open-Air Stadiums	2-0	1-2	3-2	7-1	1-2	8-3	8-0	3-1	10-1	131-39	53-53	185-92
In Indoor Stadiums	0-0	0-0	0-0	0-0	3-2	3-2	0-0	3-0	3-0	0-0	32-31	32-31
vs. Division Opponents	1-0	0-0	1-0	3-0	2-1	5-1	3-0	3-0	6-0	60-13	39-34	99-47
vs. NFC	2-0	0-1	2-1	5-1	3-3	8-4	6-0	6-0	12-0	102-26	65-62	166-88
vs. AFC	0-0	1-1	1-1	2-0	1-1	3-1	2-0	1-1	3-1	29-13	21-23	50-36
When scoring first	2-0	1-0	3-0	5-0	1-1	6-1	6-0	2-0	8-0	90-15	53-33	143-48
When Opponent scored first	0-0	0-2	0-2	2-1	3-3	5-4	2-0	5-1	7-1	40-24	33-52	73-76
In overtime	0-0	0-0	0-0	0-0	0-0	0-0	0-0	0-0	0-0	5-3	1-5	6-8
When leading after first quarter	2-0	1-0	3-0	4-0	2-1	6-1	8-0	2-0	10-0	76-11	47-21	123-32
When leading at halftime	2-0	1-1	3-1	5-0	3-1	8-1	8-0	4-0	12-0	102-8	68-26	170-34
When leading after third quarter	2-0	1-1	3-1	5-0	3-1	8-1	8-0	7-0	15-0	108-5	79-22	187-27
When trailing after first quarter	0-0	0-1	0-1	1-1	1-2	2-3	0-0	3-1	3-1	25-21	15-40	40-61
When trailing at halftime	0-0	0-0	0-0	2-1	1-3	3-4	0-0	3-1	3-1	20-26	15-52	35-78
When trailing after third quarter	0-0	0-0	0-0	1-1	1-3	2-4	0-0	0-1	0-1	14-31	4-62	18-93
When tied at halftime	0-0	0-1	0-1	0-0	0-0	0-0	0-0	0-0	0-0	9-5	3-7	12-12
On Thursday	0-0	0-0	0-0	1-0	0-0	1-0	1-0	1-0	2-0	3-0	4-5	7-5
On Friday	0-0	0-0	0-0	0-0	0-0	0-0	0-0	0-0	0-0	0-0	1-0	1-0
On Saturday	0-0	0-0	0-0	0-0	0-0	0-0	0-0	0-0	0-0	1-0	2-0	3-0
On Sunday/Early Games	2-0	1-1	3-1	4-0	3-1	7-1	3-0	1-1	4-1	87-23	40-43	127-66
On Sunday/Late Afternoon Games	0-0	0-1	0-1	1-1	0-1	1-2	2-0	4-0	6-0	20-10	18-19	38-28
On Sunday/Night Games	0-0	0-0	0-0	1-0	1-1	2-1	1-0	1-0	2-0	11-2	9-3	20-5
On Monday	0-0	0-0	0-0	0-0	0-1	0-1	1-0	0-0	0-0	10-5	11-15	21-20
When Packers had 100-yard rusher	1-0	1-1	2-1	0-0	0-0	0-0	0-0	0-0	0-0	34-8	26-9	60-17
When Packers had 100-yard receiver	2-0	1-1	3-1	2-0	3-1	5-1	5-0	4-0	9-0	60-14	36-30	96-44
When Packers had 300-yard passer	1-0	1-1	2-1	2-1	2-1	4-2	4-0	5-0	9-0	30-12	28-17	58-29
When Opponent had 100-yard rusher	1-0	0-0	1-0	1-1	0-1	1-2	3-0	1-0	4-0	123-17	16-24	39-41
When Opponent had 100-yard receiver	1-0	0-1	1-1	3-0	1-1	4-1	4-0	4-0	8-0	40-13	24-30	64-43
When Opponent had 300-yard passer	1-0	1-1	2-1	3-0	0-1	3-1	4-0	4-0	8-0	20-7	14-16	34-23

TRANSACTIONS BY DATE

3/16	Re-signed LB Robert Francois	7/25	Signed DE Datone Jones and S Ryan McMahon	9/2	Signed QB Seneca Wallace; Signed T Aaron Adams, G Bryan Collins, RB Michael Hill, WR Charles Johnson, CB James Nixon, TE Jake Stoneburner, QB Scott Tolzien and WR Myles White to practice squad; Waived QB B.J. Coleman
3/21	Re-signed LB Brad Jones	7/29	Signed S Chris Banjo and WR Omarius Hines; Waived S Ryan McMahon	9/23	Waived WR Jeremy Ross
3/26	Signed K Giorgio Tavecchio	8/6	Signed WR Justin Wilson and QB Vince Young	9/30	Signed RB Michael Hill to active roster; Signed WR Reggie Dunn to practice squad
4/2	Signed CB Loyce Means	8/7	Place WR Sederrick Cunningham (wrist) on injured reserve	10/7	Signed CB James Nixon to active roster; Placed LB Robert Francois (Achilles) on injured reserve
4/9	Signed TE Matthew Mulligan	8/26	Signed K Zach Ramirez; Waived WR Alex Gillett, QB Graham Harrell, WR Omarius Hines, RB Angelo Pease, DT Gilbert Peña, K Giorgio Tavecchio and WR Justin Wilson	10/10	Signed C Garth Gerhart to practice squad; Released WR Reggie Dunn from practice squad
4/12	Re-signed C/G Evan Dietrich-Smith	8/27	Waived K Zach Ramirez; Placed S Sean Richardson (neck), T Derek Sherrod (leg), T JC Tretter (ankle) and DE Jerel Worthy (knee) on reserve/physically unable to perform; Placed T Bryan Bulaga (knee), WR Kevin Dorsey (toe), RB DuJuan Harris (knee) and LB Jarvis Reed (ankle) on injured reserve	10/12	WR Charles Johnson signed by Cleveland Browns from practice squad
4/15	Signed WR Sederrick Cunningham	8/31	Waived FB Jonathan Aмосa, G Andrew Datko, S David Fulton, C Garth Gerhart, RB Alex Green, T Kevin Hughes, WR Charles Johnson, G Patrick Lewis, LB Terrell Manning, CB Loyce Means, DT Jordan Miller, LB Dezman Moses, CB James Nixon, S Chaz Powell, LB Donte Savage, CB Brandon Smith, TE Jake Stoneburner, WR Tyrone Walker, WR Myles White and TE D.J. Williams; Released TE Matthew Mulligan and QB Vince Young	10/14	Signed WR Reggie Dunn to practice squad
4/17	Signed LB Clay Matthews to contract extension				
4/24	Waived RB Brandon Saine and LB D.J. Smith				
4/26	Signed QB Aaron Rodgers to contract extension				
4/29	Waived G Joe Gibbs				
5/10	Signed T David Bakhtiari, LB Sam Barrington, DE Josh Boyd, QB Matt Brown, WR Kevin Dorsey, CB Micah Hyde, RB Johnathan Franklin, WR Charles Johnson, C Patrick Lewis, LB Andy Mulumba, LB Nate Palmer, RB Angelo Pease, DT Gilbert Peña, FB Ryan Roberson, TE Jake Stoneburner, G Lane Taylor, T JC Tretter and WR Myles White				
5/13	Signed FB Jonathan Aмосa, LB Jarvis Reed (Wilson), LB Donte Savage, CB Brandon Smith and WR Tyrone Walker; Waived LB Micah Johnson and FB Ryan Roberson				
5/22	Signed WR Alex Gillett				
5/28	Signed S David Fulton				
5/30	Signed RB Eddie Lacy				
6/3	Re-signed CB Sam Shields				
6/11	Signed WR Terrell Sinkfield				
6/17	Released LB Desmond Bishop				
7/19	Waived WR Terrell Sinkfield				
7/23	Waived QB Matt Brown				

TRANSACTIONS BY PLAYER

Adams, Aaron - T 9/2/13 Signed to practice squad	Hill, Michael - RB 9/2/13 Signed to practice squad 9/30/13 Signed to active roster	Reed (Wilson), Jarvis - LB 5/13/13 Signed 8/27/13 Placed on injured reserve (knee)	Young, Vince - QB 8/6/13 Signed 8/31/13 Released
Aмосa, Jonathan - FB 5/13/13 Signed 8/31/13 Waived	Hines, Omarius - WR 7/29/13 Signed 8/26/13 Waived	Richardson, Sean - S 8/27/13 Placed on reserve/physically unable to perform (neck)	
Bakhtiari, David - T 5/10/13 Signed	Hughes, Kevin - T 8/31/13 Waived	Roberson, Ryan - FB 5/10/13 Signed 5/13/13 Waived	
Banjo, Chris - S 7/29/13 Signed	Hyde, Micah - CB 5/10/13 Signed	Ross, Jeremy - WR 9/23/13 Waived	
Barrington, Sam - LB 5/10/13 Signed	Johnson, Charles - WR 5/10/13 Signed 8/31/13 Waived	Saine, Brandon - RB 4/24/13 Waived	
Bishop, Desmond - LB 6/17/13 Released	9/2/13 Signed to practice squad 10/12/13 Signed by Cleveland Browns	Savage, Donte - LB 5/13/13 Signed 8/31/13 Waived	
Boyd, Josh - DE 5/10/13 Signed	Johnson, Micah - LB 5/13/13 Waived	Sherrod, Derek - T 8/27/13 Placed on reserve/physically unable to perform (leg)	
Brown, Matt - QB 5/10/13 Signed 7/23/13 Waived	Jones, Brad - LB 3/21/13 Re-signed	Shields, Sam - CB 6/3/13 Re-signed	
Bulaga, Bryan - T 8/27/13 Placed on injured reserve (knee)	Jones, Datone - DE 7/25/13 Signed	Sinkfield, Terrell - WR 6/11/13 Signed 7/19/13 Waived	
Coleman, B.J. - QB 9/2/13 Waived	Lacy, Eddie - RB 5/30/13 Signed	Smith, Brandon - CB 5/13/13 Signed 8/31/13 Waived	
Collins, Bryan - G 9/2/13 Signed to practice squad	Lewis, Patrick - C 5/10/13 Signed 8/31/13 Waived	Smith, D.J. - LB 4/24/13 Waived	
Cunningham, Sederrick - WR 4/15/13 Signed 8/7/13 Placed on injured reserve (wrist)	Manning, Terrell - LB 8/31/13 Waived	Stoneburner, Jake - TE 5/10/13 Signed 8/31/13 Waived 9/2/13 Signed to practice squad	
Datko, Andrew - G 8/31/13 Waived	McMahon, Ryan - S 7/25/13 Signed 7/29/13 Waived	Tavecchio, Giorgio - K 3/26/13 Signed 8/26/13 Waived	
Dietrich-Smith, Evan - C 4/12/13 Re-signed	Means, Loyce - CB 4/2/13 Signed 8/31/13 Waived	Taylor, Lane - G 5/10/13 Signed	
Dorsey, Kevin - WR 5/10/13 Signed 8/27/13 Placed on injured reserve (toe)	Miller, Jordan - DT 8/31/13 Waived	Tolzien, Scott - QB 9/2/13 Signed to practice squad	
Dunn, Reggie - WR 9/30/13 Signed to practice squad 10/10/13 Released from practice squad 10/14/13 Signed to practice squad	Moses, Dezman - LB 8/31/13 Waived	Tretter, JC - T 5/10/13 Signed 8/27/13 Placed on reserve/physically unable to perform (ankle)	
Francois, Robert - LB 3/16/13 Re-signed 10/7/13 Placed on injured reserve (Achilles)	Mulligan, Matthew - TE 4/9/13 Signed 8/31/13 Released	Walker, Tyrone - WR 5/13/13 Signed 8/31/13 Waived	
Franklin, Johnathan - RB 5/10/13 Signed	Mulumba, Andy - LB 5/10/13 Signed	Wallace, Seneca - QB 9/2/13 Signed	
Fulton, David - S 5/28/13 Signed 8/31/13 Waived	Nixon, James - CB 8/31/13 Waived 9/2/13 Signed to practice squad 10/7/13 Signed to active roster	White, Myles - WR 5/10/13 Signed 8/31/13 Waived 9/2/13 Signed to practice squad	
Gerhart, Garth - C 8/31/13 Waived 10/10/13 Signed to practice squad	Palmer, Nate - LB 5/10/13 Signed	Williams, D.J. - TE 8/31/13 Waived	
Gibbs, Joe - G 4/29/13 Waived	Pease, Angelo - RB 5/10/13 Signed 8/26/13 Waived	Wilson, Justin - WR 8/6/13 Signed 8/26/13 Waived	
Gillett, Alex - WR 5/22/13 Signed 8/26/13 Waived	Peña, Gilbert - DT 5/10/13 Signed 8/26/13 Waived	Worthy, Jerel - DE 8/27/13 Placed on reserve/physically	
Green, Alex - RB 8/31/13 Waived	Powell, Chaz - S 8/31/13 Waived		
Harrell, Graham - QB 8/26/13 Waived	Ramirez, Zach - K 8/26/13 Signed 8/27/13 Waived		
Harris, DuJuan - RB 8/27/13 Placed on injured reserve (knee)			

THE LAST TIME

Regular-Season Games Only

RUSHING

200 Yards Rushing, Individual

BY PACKERS — Ahman Green, Dec. 28, 2003, vs. Denver (218 yards)
BY OPPONENT — Adrian Peterson, Dec. 2, 2012, vs. Minnesota (210 yards)

100 Yards Rushing, Individual

BY PACKERS — Eddie Lacy, Oct. 13, 2013, at Baltimore (120 yards)
BY OPPONENT — Alfred Morris, Sept. 15, 2013, vs. Washington (107 yards)

100 Yards Rushing, Individual, One Half

BY PACKERS — Johnathan Franklin, Sept. 22, 2013, at Cincinnati (103 yards in second half)
BY OPPONENT — Adrian Peterson, Dec. 30, 2012, at Minnesota (108 yards in second half)

100 Yards Rushing and Receiving, Individual

BY PACKERS — Never
BY OPPONENT — Darrin Nelson, Nov. 13, 1983, at Minnesota (119 yards rushing, 137 receiving)

Two 100-Yard Rushers

BY PACKERS — Ryan Grant (106 yards) and DeShawn Wynn (106), Dec. 28, 2008, vs. Detroit
BY OPPONENT — Tony Dorsett (149 yards) and Robert Newhouse (101), Nov. 12, 1978, vs. Dallas at Milw.

Two 100-Yard Rushers and Two 100-Yard Receivers

BY PACKERS — Ryan Grant (106 yards) and DeShawn Wynn (106), Dec. 28, 2008, vs. Detroit, Donald Driver (111 yards) and Greg Jennings (101 yards), Dec. 28, 2008, vs. Detroit*
BY OPPONENT — Never
*First time in NFL history

Four Touchdowns Rushing, Individual

BY PACKERS — Dorsey Levens, Jan. 2, 2000, vs. Arizona (8, 1, 5, 1 yards)
BY OPPONENT — DeAngelo Williams, Nov. 30, 2008, vs. Carolina (1, 1, 1, 1 yards)

Three Touchdowns Rushing, Individual

BY PACKERS — Ahman Green, Oct. 20, 2002, vs. Washington (24, 2, 8 yards)
BY OPPONENT — DeAngelo Williams, Nov. 30, 2008, vs. Carolina (1, 1, 1, 1 yards)

Two Touchdowns Rushing, Individual

BY PACKERS — Ryan Grant, Dec. 23, 2012, vs. Tennessee (7, 9 yards)
BY OPPONENT — Arian Foster, Oct. 14, 2012, at Houston (1, 1 yards)

PASSING

400 Yards Passing, Individual

BY PACKERS — Aaron Rodgers, Sept. 15, 2013, vs. Washington (480 yards)
BY OPPONENT — Colin Kaepernick, Sept. 8, 2013, at San Francisco (412 yards)

300 Yards Passing, Individual

BY PACKERS — Aaron Rodgers, Oct. 13, 2013, at Baltimore (315 yards)
BY OPPONENT — Joe Flacco, Oct. 13, 2013, at Baltimore (342 yards)

Six Touchdown Passes, Individual

BY PACKERS — Aaron Rodgers, Oct. 14, 2012, at Houston (41, 6, 21, 1, 48, 18 yards)
BY OPPONENT — Tommy Kramer, Sept. 28, 1986, at Minnesota (23, 13, 36, 2, 17, 7 yards)

Five Touchdown Passes, Individual

BY PACKERS — Aaron Rodgers, Oct. 14, 2012, at Houston (41, 6, 21, 1, 48, 18 yards)
BY OPPONENT — Matthew Stafford, Jan. 1, 2012, vs. Detroit (8, 13, 2, 5, 12 yards)

Four Touchdown Passes, Individual

BY PACKERS — Aaron Rodgers, Sept. 15, 2013, vs. Washington (35, 14, 3, 15 yards)
BY OPPONENT — Matthew Stafford, Jan. 1, 2012, vs. Detroit (8, 13, 2, 5, 12 yards)

Three Touchdown Passes, Individual

BY PACKERS — Aaron Rodgers, Sept. 15, 2013, vs. Washington (35, 14, 3, 15 yards)
BY OPPONENT — Robert Griffin III, Sept. 15, 2013, vs. Washington (6, 3, 9 yards)

Six Interceptions Thrown, Individual

BY PACKERS — Tom O'Malley, Sept. 17, 1950, vs. Detroit
BY OPPONENT — Don Horn, Sept. 26, 1971, vs. Denver at Milw.

Five Interceptions Thrown, Individual

BY PACKERS — Brett Favre, Oct. 30, 2005, at Cincinnati
BY OPPONENT — Rich Gannon, Oct. 28, 1990, vs. Minnesota at Milw.

Four Interceptions Thrown, Individual

BY PACKERS — Brett Favre, Dec. 25, 2005, vs. Chicago
BY OPPONENT — Jay Cutler, Sept. 13, 2012, vs. Chicago

RECEIVING

10 or More Receptions, Individual

BY PACKERS — James Jones, Sept. 15, 2013, vs. Washington (11 receptions)
BY OPPONENT — Anquan Boldin, Sept. 8, 2013, at San Francisco (13 receptions)

200 Yards Receiving, Individual

BY PACKERS — Javon Walker, Sept. 26, 2004, at Indianapolis (200 yards)
BY OPPONENT — Anquan Boldin, Sept. 8, 2013, at San Francisco (208 yards)

100 Yards Receiving, Individual

BY PACKERS — Jordy Nelson, Oct. 13, 2013, at Baltimore (113 yards)
BY OPPONENT — Pierre Garcon, Sept. 15, 2013, vs. Washington (143 yards)

100 Yards Receiving, One Half, Individual

BY PACKERS — James Jones, Oct. 6, 2013, vs. Detroit (122 yards in second half)
BY OPPONENT — Anquan Boldin, Sept. 8, 2013, at San Francisco (135 yards in second half)

Two 100-Yard Receivers

BY PACKERS — James Jones (178 yards) and Randall Cobb (128 yards), Sept. 15, 2013, vs. Washington
BY OPPONENT — Calvin Johnson (244 yards) and Brandon Pettigrew (116), Jan. 1, 2012, vs. Detroit

Four Touchdown Receptions, Individual

BY PACKERS — Sterling Sharpe, Nov. 24, 1994, at Dallas (1, 36, 30, 5 yards)
BY OPPONENT — Never

Three Touchdown Receptions, Individual

BY PACKERS — James Jones, Dec. 16, 2012, at Chicago (29, 8, 6 yards)
BY OPPONENT — Vincent Jackson, Nov. 6, 2011, at San Diego (23, 5, 29 yards)

Two Touchdown Receptions, Individual

BY PACKERS — Jordy Nelson, Sept. 15, 2013, vs. Washington (14, 15 yards)
BY OPPONENT — Vernon Davis, Sept. 8, 2013, at San Francisco (20, 2 yards)

INTERCEPTIONS

Four Interceptions, Individual

BY PACKERS — Willie Buchanon, Sept. 24, 1978, at San Diego
BY OPPONENT — Never

Three Interceptions, Individual

BY PACKERS — Tom Flynn, Oct. 28, 1984, vs. Detroit
BY OPPONENT — Vencie Glenn, Dec. 27, 1992, at Minnesota

Two Interceptions, Individual

BY PACKERS — Morgan Burnett, Dec. 2, 2012, vs. Minnesota
BY OPPONENT — Jason David, Nov. 24, 2008, at New Orleans

Interception Returned for Touchdown

BY PACKERS — M.D. Jennings, Nov. 18, 2012, at Detroit (72 yards)
BY OPPONENT — Kyle Arrington, Dec. 19, 2010, at New England (36 yards)

TOUCHDOWNS

Five Touchdowns, Individual

BY PACKERS — Paul Hornung, Dec. 12, 1965, at Baltimore (2-, 9-, 3-yard runs; 50-, 65-yard receptions)
BY OPPONENT — Never

Four Touchdowns, Individual

BY PACKERS — Dorsey Levens, Jan. 2, 2000, vs. Arizona (8-, 1-, 5-, 1-yard runs)
BY OPPONENT — DeAngelo Williams, Nov. 30, 2008, vs. Carolina (1-, 1-, 1-, 1-yard runs)

Three Touchdowns, Individual

BY PACKERS — James Jones, Dec. 16, 2012, at Chicago (29-, 8-, 6-yard receptions)
BY OPPONENT — Vincent Jackson, Nov. 6, 2011, at San Diego (23-, 5-, 29-yard receptions)

THE LAST TIME

FIELD GOALS/PATs

Five Field Goals Made, Individual

BY PACKERS — Mason Crosby, Oct. 6, 2013, vs. Detroit (26, 52, 31, 42, 45 yards)

BY OPPONENT — Jason Hanson, Nov. 27, 2003, at Detroit (42, 28, 49, 46, 32 yards)

Four Field Goals Made, Individual

BY PACKERS — Mason Crosby, Oct. 13, 2013, at Baltimore (45, 31, 50, 31 yards)

BY OPPONENT — Ryan Succop, Dec. 18, 2011, at Kansas City (19, 32, 46, 20 yards)

60-Yard Field Goal

BY PACKERS — Never

BY OPPONENT — David Akers, Sept. 9, 2012, vs. San Francisco (63 yards)

50-Yard Field Goal

BY PACKERS — Mason Crosby, Oct. 13, 2013, at Baltimore (50 yards)

BY OPPONENT — David Akers, Oct. 6, 2013, vs. Detroit (53 yards)

Blocked Field-Goal Attempt

BY PACKERS — Johnny Jolly, Sept. 27, 2009, at St. Louis (48-yard Josh Brown attempt)

BY OPPONENT — Jay Ratliff, Nov. 7, 2010, vs. Dallas (54-yard Mason Crosby attempt)

Two-Point Conversion

BY PACKERS — Jordy Nelson, Sept. 9, 2012, vs. San Francisco (pass from Aaron Rodgers)

BY OPPONENT — Donald Brown, Oct. 7, 2012, at Indianapolis (rush)

Point After Touchdown Missed

BY PACKERS — Mason Crosby, Dec. 11, 2011, vs. Oakland (blocked, fifth attempt)

BY OPPONENT — Mike Nugent, Sept. 22, 2013, at Cincinnati (blocked, fourth attempt)

Blocked Point After Touchdown

BY PACKERS — Datone Jones, Sept. 22, 2013, at Cincinnati (Mike Nugent, fourth attempt)

BY OPPONENT — Desmond Bryant, Dec. 11, 2011, vs. Oakland (Mason Crosby, fifth attempt)

PUNTING

70-Yard Punt

BY PACKERS — Tim Masthay, Dec. 18, 2011, at Kansas City (71 yards)

BY OPPONENT — Jon Ryan, Sept. 24, 2012, at Seattle (73 yards)

60-Yard Punt

BY PACKERS — Tim Masthay, Oct. 13, 2013, at Baltimore (61 yards)

BY OPPONENT — Sam Koch, Oct. 13, 2013, at Baltimore (61 yards)

Blocked Punt

BY PACKERS — Davon House, Oct. 28, 2012, vs. Jacksonville (Bryan Anger, punter)

BY OPPONENT — Bryan Braman, Oct. 14, 2012, at Houston (Tim Masthay, punter)

10 Punts, Individual

BY PACKERS — Jon Ryan, Nov. 19, 2006, vs. New England (10 punts; 459 yards)

BY OPPONENT — Chris Kluwe, Dec. 21, 2006, vs. Minnesota (10 punts; 434 yards)

No Punts

BY PACKERS — Dec. 17, 1989, at Chicago

BY OPPONENT — Nov. 22, 1981, at Tampa Bay

OTHER SPECIAL TEAMS

Kickoff Returned for Touchdown

BY PACKERS — Randall Cobb, Sept. 8, 2011, vs. New Orleans (108 yards)

BY OPPONENT — Jerry Azumah, Dec. 7, 2003, vs. Chicago (88 yards)

Punt Returned for Touchdown

BY PACKERS — Randall Cobb, Sept. 9, 2012, vs. San Francisco (75 yards)

BY OPPONENT — Darren Sproles, Sept. 8, 2011, vs. New Orleans (72 yards)

Blocked (Opponent) Field Goal Returned for Touchdown

BY PACKERS — Willie Buchanon, Dec. 17, 1972, at New Orleans (57 yards)

BY OPPONENT — Shawn Springs, Nov. 1, 1999, vs. Seattle (61 yards)

Blocked Punt Returned for Touchdown

BY PACKERS — Dezman Moses, Oct. 28, 2012, vs. Jacksonville (0 yards; Bryan Anger, punter)

BY OPPONENT — DeVier Posey, Oct. 14, 2012, at Houston (0 yards; Tim Masthay, punter)

Recovered Own Onside Kick Attempt

BY PACKERS — Jamari Lattimore, Oct. 21, 2012, at St. Louis (Mason Crosby, kicker)

BY OPPONENT — Darrell Stuckey, Nov. 6, 2011, at San Diego (Nick Novak, kicker)

OTHER DEFENSE

Shutout Posted

BY PACKERS — Oct. 31, 2010, at N.Y. Jets (9-0)

BY OPPONENT — Nov. 19, 2006, vs. New England (35-0)

Fumble Returned for Touchdown

BY PACKERS — M.D. Jennings, Sept. 22, 2013, at Cincinnati (24 yards)

BY OPPONENT — Terence Newman, Sept. 22, 2013, at Cincinnati (58 yards)

Safety Scored

BY PACKERS — Team, Jan. 3, 2010, at Arizona (Reggie Wells penalized for holding in the end zone)

BY OPPONENT — Rolando McClain, Dec. 11, 2011, vs. Oakland (Matt Flynn tackled)

Five Sacks, Individual

BY PACKERS — Vonnie Holliday, Dec. 22, 2002, vs. Buffalo

BY OPPONENT — Antwan Odom, Sept. 20, 2009, vs. Cincinnati

Four Sacks, Individual

BY PACKERS — Kaber Gbaja-Biamila, Jan. 2, 2005, at Chicago

BY OPPONENT — Chris Clemons, Sept. 24, 2012, at Seattle

Three Sacks, Individual

BY PACKERS — A.J. Hawk, Oct. 13, 2013, at Baltimore

BY OPPONENT — Everson Griffen, Dec. 30, 2012, at Minnesota

MISCELLANEOUS

No Penalties

BY PACKERS — Dec. 25, 2011, vs. Chicago

BY OPPONENT — Dec. 14, 1997, at Carolina

Game Without Touchdown

BY PACKERS — Dec. 12, 2010, at Detroit

BY OPPONENT — Oct. 16, 2011, vs. St. Louis

50 Points, Game

BY PACKERS — 55, Dec. 23, 2012, vs. Tennessee

BY OPPONENT — 51, Nov. 24, 2008, at New Orleans

40 Points, Game

BY PACKERS — 55, Dec. 23, 2012, vs. Tennessee

BY OPPONENT — 41, Jan. 1, 2012, vs. Detroit

500 Yards Total Offense

BY PACKERS — 580, Sept. 15, 2013, vs. Washington

BY OPPONENT — 575, Jan. 1, 2012, vs. Detroit

Tie Game

Green Bay 17, Denver 17, Sept. 20, 1987, at Milwaukee

GREEN BAY 38, WASHINGTON 20

GREEN BAY, Wis. — Aaron Rodgers led the Green Bay Packers' offense to a record-setting day. Rodgers was 34 for 42 for a career-high 480 yards and four touchdowns, wide receiver James Jones had a career-best 178 yards and James Starks ran for 132 yards and a score in a 38-20 win over the Washington Redskins.

According to the Packers, it was the first time in NFL history that any team had a 450-yard passer and 125-yard rusher in the same game and Rodgers' 480 yards passing tied a franchise record set by former teammate Matt Flynn on Jan. 1, 2012, against the Lions. Sunday was also the first time that the Packers had a 400-yard passer and 100-yard rusher in the same game.

The Packers started sluggish, allowing three sacks of Rodgers in the first 9 minutes, then responded with touchdowns on three straight drives. Rodgers began the torrid stretch by hitting Randall Cobb for a 35-yard score late in the first quarter and then connected with Jordy Nelson on a 14-yard strike early in the second period to give the Packers a 17-0 lead.

The Packers defense forced a quick punt on Washington's next possession and Rodgers once again marched the Packers' offense down the field, capping the 90-yard drive with a 3-yard strike to Jermichael Finley.

Washington's offense struggled to get on track throughout the remainder of the half, as Redskins quarterback Robert Griffin III threw an interception deep in Green Bay territory, and the Packers headed to the locker room with a 24-0 lead. By the time the team hit the tunnel, Rodgers had already racked up 335 yards passing and three touchdowns, both career highs for a single half.

Rodgers and the offense continued their assault in the second half, as Nelson hauled in his second score of the day, a 15-yard reception from Rodgers, and Starks dashed 32 yards for his first touchdown of the season.

Griffin, in the second game of his much-anticipated return from right knee surgery, looked OK but didn't resemble the quarterback who confounded defenses last year.

OFFICIALS — Referee: Tony Corrente (99); Umpire: Fred Bryan (11); Head Linesman: George Hayward (54); Line Judge: Darryl Lewis (130); Side Judge: Ronald Torbert (62); Field Judge: Gary Cavaletto (60); Back Judge: Gregory Wilson (119); Replay Official: Howard Slavin.

STARTING LINEUPS

Washington Redskins		Green Bay Packers	
Offense	Defense	Offense	Defense
WR 88 P.Garcon	LDE 64 G.Golston	WR 87 J.Nelson	LDE 90 B.Rajj
LT 71 T.Williams	NT 96 B.Coifield	LT 69 D.Bakhtiari	NT 79 R.Pickett
LG 78 K.Lichtensteiger	RDE 72 S.Bowen	LG 71 J.Sitton	RDE 97 J.Jolly
C 63 W.Montgomery	LOBL 91 R.Kerigan	C 62 E.Dietrich-Smith	LOBL 53 N.Perry
RG 66 C.Chester	MLB 59 L.Fletcher	RG 70 T.Lang	BLB 50 A.Hawk
RT 74 T.Polumbus	JLB 56 P.Riley	RT 67 D.Barclay	MLB 59 B.Jones
TE 83 F.Davis	ROLB 98 B.Orakpo	TE 81 A.Quartess	ROLB 52 C.Matthews
WR 85 L.Hankerson	LCB 23 D.Hall	WR 89 J.Jones	RCB 37 S.Shields
OB 10 R.Griffin	CB 26 J.Wilson	OB 12 A.Rodgers	CB 38 T.Williams
FB 36 D.Young	SS 31 B.Merriweather	FB 27 E.Lacy	SS 22 J.McMillan
RB 46 A.Morris	FS 24 B.Rambo	RB 30 J.Kuhn	FS 43 M.Jennings

GREEN BAY SUBSTITUTIONS — K 2 M.Crosby, P 8 T.Mashay, WR 11 J.Boykin, WR 18 R.Cobb, RB 23 J.Franklin, CB 31 D.House, S 32 C.Banjo, CB 33 M.Hyde, RB 44 J.Starks, LB 49 R.Francois, LB 55 A.Mulumba, LB 57 J.Lattimore, LB 58 S.Barrington, LS 61 B.Crode, S/C 64 G.Van Roten, T 74 M.Daniels, TE 82 P.Taylor, TE 86 B.Boasfack, TE 88 J.Finley, DE 95 D.Jones, DE 96 M.Neal.

DID NOT PLAY — OB 9 S.Wallace. **INACTIVES** — CB 24 J.Bush, CB 29 C.Hayward, S 42 M.Burnett, LB 51 M.Palmer, G 65 L.Taylor, DE 93 J.Boyd, DE 98 C.Wilson.

Team	Qtr	Time	Play Description (Extra Point) (Drive Info)	FIELD GOALS (made () & missed)		PATs		Total	Home		
				50WR	M.Crosby	2	3			4	OT
Washington Redskins				1	0	7	0	20	0		
Green Bay Packers				10	14	14	0	38	38		
Team	Qtr	Time	Play Description (Extra Point) (Drive Info)	50WR	M.Crosby	2	3	4	OT	Visitor	Home
Packers	1	8:02	M.Crosby 28 yd. Field Goal (14-70, 6:58)							0	3
Packers	1	2:27	R.Cobb 35 yd. pass from A.Rodgers (M.Crosby kick) (4-42, 0:41)							0	10
Packers	2	11:40	J.Nelson 14 yd. pass from A.Rodgers (M.Crosby kick) (8-75, 3:13)							0	17
Packers	2	7:07	J.Finley 3 yd. pass from A.Rodgers (M.Crosby kick) (6-90, 2:57)							0	24
Packers	3	8:16	J.Nelson 15 yd. pass from A.Rodgers (M.Crosby kick) (4-60, 1:53)							0	31
Redskins	3	4:15	P.Garcon 6 yd. pass from R.Griffin (J.Potter kick) (6-83, 4:01)							7	38
Packers	3	2:41	J.Starks 32 yd. run (M.Crosby kick) (4-80, 1:34)							14	38
Redskins	4	11:02	J.Reed 3 yd. pass from R.Griffin (J.Potter kick) (12-80, 6:39)							20	38
Redskins	4	7:36	S.Moss 9 yd. pass from R.Griffin (pass failed) (6-45, 1:38)							20	38

GREEN BAY DEFENSIVE STATISTICS (official)

UT	A	TFL	TT	Sck	QBH	FF	FR	Int	PD
S.Shields	8	1	0	9	0-0	0	0	0-0	0
T.Williams	6	2	0	6	0-0	1	0	0-0	2
M.Jennings	5	1	0	8	0-0	1	0	0-0	0
B.Jones	5	1	0	6	0-0	1	0	0-0	0
A.Hawk	3	3	0	5	0-0	0	0	0-0	0
J.McMillan	5	0	0	5	0-0	0	0	0-0	0
N.Perry	2	2	0	4	0-0	2	0	0-0	1
C.Matthews	1	3	1	4	0-0	2	0	0-0	0
M.Daniels	2	1	0	3	0-0	2	0	0-0	0
Totals	47	17	3	64	1-6	8	0	0	1-5

GAME 2

Attendance: 78,020. Time: 3:10. Weather: 56° F. Humidity: 100 percent. Wind: SE 4 mph

Washington Redskins		Green Bay Packers						
RUSHING	ATT	YDS	AVG	RUSHING	ATT	YDS	AVG	
A.Morris	13	107	8.2	J.Starks	20	132	6.6	
R.Griffin	4	1	0.3	E.Lacy	1	10	10.0	
Total	17	108	6.4	A.Rodgers	3	-3	-1.0	
				Total	24	139	5.8	
PASSING	ATT	CMP	YDS	SK/YD	TD	LG	INT	RT
R.Griffin	40	26	320	1/6	3	44	1	104.2
Total	40	26	320	1/6	3	44	1	104.2
PASS RECEIVING	NO	YDS	AVG	PASS RECEIVING	NO	YDS	AVG	
P.Garcon	8	143	17.9	J.Jones	11	178	16.2	
S.Moss	3	41	13.7	R.Cobb	9	128	14.2	
L.Hopkinson	3	35	11.7	J.Finley	6	66	11.0	
J.Reed	3	18	6.0	T.Starks	3	36	12.0	
J.Morgan	2	39	19.5	J.Nelson	4	36	9.0	
L.Paulsen	2	13	6.5	A.Quartess	1	7	7.0	
A.Robinson	2	13	6.5	Total	34	480	14.1	
R.Helu	1	13	13.0					
F.Davis	1	3	3.0					
R.Helu	1	2	2.0					
Total	26	320	12.3					
INTERCEPTIONS	NO	YDS	AVG	INTERCEPTIONS	NO	YDS	AVG	
Total	0	0	0.0	M.Neal	1	5	5.0	
				Total	1	5	5.0	
PUNTING	NO	YDS	AVG	PUNTING	NO	YDS	AVG	
S.Rocca	5	184	36.8	T.Mashay	3	121	40.3	
Total	5	184	36.8	Total	3	121	40.3	
PUNT RETURNS	NO	YDS	AVG	PUNT RETURNS	NO	YDS	AVG	
C.Thompson	2	9	4.5	J.Ross	1	11	11.0	
(out of bounds)	1	0	0.0	R.Cobb	0	0	0.0	
Returns	2	9	4.5	(downed)	0	0	0.0	
(out of bounds)	1	0	0.0	(out of bounds)	1	0	0.0	
KICK RETURNS	NO	YDS	AVG	KICK RETURNS	NO	YDS	AVG	
C.Thompson	3	59	19.7	J.Ross	1	14	14.0	
(tback)	4	0	0.0	R.Cobb	1	10	10.0	
Returns	3	59	19.7	(tback)	2	0	0.0	
				Returns	2	24	12.0	
FUMBLES	Fum	Lost	Rec	FUMBLES	Fum	Lost	Rec	
D.Hall	0	0	0	J.Jones	1	1	0	
Total	0	0	0	Total	1	1	0	

Washington Redskins		Green Bay Packers						
RUSHING	ATT	YDS	AVG	RUSHING	ATT	YDS	AVG	
A.Morris	13	107	8.2	J.Starks	20	132	6.6	
R.Griffin	4	1	0.3	E.Lacy	1	10	10.0	
Total	17	108	6.4	A.Rodgers	3	-3	-1.0	
				Total	24	139	5.8	
PASSING	ATT	CMP	YDS	SK/YD	TD	LG	INT	RT
R.Griffin	40	26	320	1/6	3	44	1	104.2
Total	40	26	320	1/6	3	44	1	104.2
PASS RECEIVING	NO	YDS	AVG	PASS RECEIVING	NO	YDS	AVG	
P.Garcon	8	143	17.9	J.Jones	11	178	16.2	
S.Moss	3	41	13.7	R.Cobb	9	128	14.2	
L.Hopkinson	3	35	11.7	J.Finley	6	66	11.0	
J.Reed	3	18	6.0	T.Starks	3	36	12.0	
J.Morgan	2	39	19.5	J.Nelson	4	36	9.0	
L.Paulsen	2	13	6.5	A.Quartess	1	7	7.0	
A.Robinson	2	13	6.5	Total	34	480	14.1	
R.Helu	1	13	13.0					
F.Davis	1	3	3.0					
R.Helu	1	2	2.0					
Total	26	320	12.3					
INTERCEPTIONS	NO	YDS	AVG	INTERCEPTIONS	NO	YDS	AVG	
Total	0	0	0.0	M.Neal	1	5	5.0	
				Total	1	5	5.0	
PUNTING	NO	YDS	AVG	PUNTING	NO	YDS	AVG	
S.Rocca	5	184	36.8	T.Mashay	3	121	40.3	
Total	5	184	36.8	Total	3	121	40.3	
PUNT RETURNS	NO	YDS	AVG	PUNT RETURNS	NO	YDS	AVG	
C.Thompson	2	9	4.5	J.Ross	1	11	11.0	
(out of bounds)	1	0	0.0	R.Cobb	0	0	0.0	
Returns	2	9	4.5	(downed)	0	0	0.0	
(out of bounds)	1	0	0.0	(out of bounds)	1	0	0.0	
KICK RETURNS	NO	YDS	AVG	KICK RETURNS	NO	YDS	AVG	
C.Thompson	3	59	19.7	J.Ross	1	14	14.0	
(tback)	4	0	0.0	R.Cobb	1	10	10.0	
Returns	3	59	19.7	(tback)	2	0	0.0	
				Returns	2	24	12.0	
FUMBLES	Fum	Lost	Rec	FUMBLES	Fum	Lost	Rec	
D.Hall	0	0	0	J.Jones	1	1	0	
Total	0	0	0	Total	1	1	0	

Washington Redskins		Green Bay Packers						
RUSHING	ATT	YDS	AVG	RUSHING	ATT	YDS	AVG	
A.Morris	13	107	8.2	J.Starks	20	132	6.6	
R.Griffin	4	1	0.3	E.Lacy	1	10	10.0	
Total	17	108	6.4	A.Rodgers	3	-3	-1.0	
				Total	24	139	5.8	
PASSING	ATT	CMP	YDS	SK/YD	TD	LG	INT	RT
R.Griffin	40	26	320	1/6	3	44	1	104.2
Total	40	26	320	1/6	3	44	1	104.2
PASS RECEIVING	NO	YDS	AVG	PASS RECEIVING	NO	YDS	AVG	
P.Garcon	8	143	17.9	J.Jones	11	178	16.2	
S.Moss	3	41	13.7	R.Cobb	9	128	14.2	
L.Hopkinson	3	35	11.7	J.Finley	6	66	11.0	
J.Reed	3	18	6.0	T.Starks	3	36	12.0	
J.Morgan	2	39	19.5	J.Nelson	4	36	9.0	
L.Paulsen	2	13	6.5	A.Quartess	1	7	7.0	
A.Robinson	2	13	6.5	Total	34	480	14.1	
R.Helu	1	13	13.0					
F.Davis	1	3	3.0					
R.Helu	1	2	2.0					
Total	26	320	12.3					
INTERCEPTIONS	NO	YDS	AVG	INTERCEPTIONS	NO	YDS	AVG	
Total	0	0	0.0	M.Neal	1	5	5.0	
				Total	1	5	5.0	
PUNTING	NO	YDS	AVG	PUNTING	NO	YDS	AVG	
S.Rocca	5	184	36.8	T.Mashay	3	121	40.3	
Total	5	184	36.8	Total	3	121	40.3	
PUNT RETURNS	NO	YDS	AVG	PUNT RETURNS	NO	YDS	AVG	
C.Thompson	2	9	4.5	J.Ross	1	11	11.0	
(out of bounds)	1							

GREEN BAY, Wis. (AP) — James Jones' 83-yard touchdown reception late in the third quarter was just the big-play spark the Packers needed to live on an offense that otherwise settled for field goals in a 22-9 win Sunday over the undermanned Detroit Lions.

Mason Crosby kicked a franchise-tying five field goals, while the defense contained Reggie Bush and took advantage of an offense playing without star receiver Calvin Johnson, who had missed a couple days of practice during the week with a knee injury.

With Johnson out, Jones stole the show with a highlight-reel catch.

Jones had a step on his man down the left sideline, and Aaron Rodgers delivered a perfectly timed throw. With another defensive back closing in around the 15, Jones turned right about 45 degrees to get into the end zone for a 16-3 lead with 3:12 left in the third quarter. Jones, who finished with four catches for 127 yards, barely missed another long score after his foot grazed the sideline in the end zone late in the fourth quarter.

Rodgers was 20 for 30 for 274 yards, and Eddie Lacy ran for 99 yards on 23 carries in his return from a Week 2 concussion, as the Packers (2-2) extended their winning streak in Wisconsin over the Lions (3-2) to 23.

Randall Cobb set up Crosby's 31-yard field goal in the third quarter with a 67-yard dash into Lions territory after lining up in the backfield. Crosby also was good from 26 and 52 yards in the first half and added makes from 42 and 45 in the fourth quarter.

The defense set the pace for Green Bay before the offense caught up, as the Packers recorded five sacks, all from their linebackers, including one from Clay Matthews before he left with a thumb injury.

Bush was held to 44 yards on 13 carries and four catches for 25 yards. The Packers' improved run defense mostly contained the dangerous Bush on first-down runs, leaving the Lions with long second- and third-down situations.

Matthew Stafford finished 25 for 40 for 262 yards and the Lions' only touchdown came late when Stafford found Kris Durham for a 13-yard score.

OFFICIALS — Referee: Jerome Boger (23); Umpire: Tony Michalek (115); Head Linesman: Ed Camp (134); Line Judge: Tom Stephan (68);

Side Judge: Allen Baynes (56); Field Judge: Dyrrol Piroleau (109); Back Judge: Tony Staretore (112); Replay Official: Carl Maassen

STARTING LINEUPS

Detroit Lions		Green Bay Packers	
Offense	Defense	Offense	Defense
WR 17 K.Durham	DE 94 E.Ansah	WR 87 J.Nelson	LDE 90 B.Raji
LT 71 R.Reif	DT 98 M.Farley	LT 69 D.Bakhtiari	NT 79 R.Pickett
LG 67 R.Sims	DT 90 M.Suh	LG 71 J.Sitton	LOLB 96 M.Neal
C 51 D.Raiola	DE 79 W.Young	C 62 E.Dietrich-Smith	BLB 50 A.Hawk
RG 75 L.Warford	MLB 55 S.Tulloch	RG 70 T.Lang	MLB 59 B.Jones
RT 70 J.Fox	OLB 54 D.Levy	RT 67 D.Barcley	POLB 52 C.Matthews
TE 87 B.Petigrew	RCB 31 J.Matthis	TE 88 J.Finey	LCB 38 T.Williams
WR 84 R.Broyles	LCB 23 C.Houston	WR 18 R.Cobb	RCB 37 S.Shields
QB 9 M.Stafford	SS 27 G.Quin	WR 89 J.Jones	SS 42 M.Burnett
RB 21 R.Bush	FS 26 L.Delmas	QB 12 A.Rodgers	FS 43 M.Jennings
FB 35 J.Bell	CB 28 D.Bentley	RB 27 E.Lacy	CB 31 D.House

GREEN BAY SUBSTITUTIONS — K 2 M.Crosby, P 8 T.Mashay, WR 11 J.Boykin, S 22 J.McMillan, RB 23 J.Franklin, CB 24 J.Bush, FB 30 J.Kuhn, S 32 C.Banjo, CB 33 M.Hyde, RB 34 M.Hill, LB 49 R.Francois, LB 53 M.Perry, LB 55 A.Mulumba, LB 57 J.Lattimore, LB 58 S.Sarrington, LS 61 B.Goode, G 65 L.Taylor, T 74 M.Newhouse, DE 76 M.Daniels, TE 81 A.Quarless, TE 82 R.Taylor, DE 95 D.Jones, DT 97 J.Jolly. **DID NOT PLAY** — QB 9 S.Wallace. **INACTIVES** — CB 29 C.Hayward, RB 44 J.Starks, LB 51 N.Palmer, G/C 64 G.Van Roten, TE 86 B.Bostick, DE 93 J.Boyd, DE 98 C.Wilson.

Team	Qtr	Time	Play Description (Extra Point) (Drive Info)		Visitor	Home
			Yds	Plays		
Packers	1	1:24	M.Crosby 26 yd. Field Goal (15-72, 7:50)	3	0	3
Packers	2	11:19	M.Crosby 52 yd. Field Goal (12-36, 3:55)	0	0	6
Lions	3	5:04	D.Akers 53 yd. Field Goal (13-54, 3:32)	3	0	6
Packers	3	3:12	M.Crosby 31 yd. Field Goal (5-76, 2:20)	3	0	9
Packers	3	5:04	J.Jones 83 yd. pass from A.Rodgers (M.Crosby kick) (2-78, 0:54)	3	0	16
Packers	4	10:16	M.Crosby 42 yd. Field Goal (9-56, 4:35)	3	0	19
Packers	4	3:50	M.Crosby 45 yd. Field Goal (7-43, 3:11)	3	0	22
Lions	4	2:06	K.Durham 13 yd. pass from M.Stafford (pass failed) (8-80, 1:44)	9	0	22

GREEN BAY DEFENSIVE STATISTICS (official)

UT	A	TFL	TT	Sck	QBH	FF	FR	Int	PD
A.Hawk	9	3	0	12	0-0	0	0	0	0-0
M.Neal	3	3	8	1-4	1	0	0	0-0	0
T.Williams	6	0	6	0-0	0	0	0	0-0	0
D.House	6	0	6	0-0	0	0	0	0-0	0
M.Burnett	4	2	0	6	0-0	0	0	0-0	0
C.Matthews	3	3	1	6	1-12	1	0	0-0	0
N.Perry	3	2	2	5	2-18	3	1	0	0-0
B.Jones	2	3	1	5	1-6	1	0	0-0	0
M.Jennings	3	0	1	3	0-0	0	0	0-0	0
S.Shields	3	0	0	3	0-0	0	0	0-0	2
Totals	50	31	9	81	5-40	7	1	0	0-0

Detroit Lions										Green Bay Packers													
RUSHING	ATT	YDS	AVG	LG	TD	PASSING	ATT	CMP	YDS	SK/YD	TD	LG	INT	RT	PASSING	ATT	CMP	YDS	SK/YD	TD	LG	INT	RT
R.Bush	13	44	3.4	20	0	J.Finley	6	32	180	5.5	67	0	0	0	E.Lacy	23	99	4.3	13	0	0	0	0
J.Bell	5	21	4.2	9	0	J.Nelson	5	82	16.4	31	0	0	0	0	R.Cobb	2	72	36.0	67	0	0	0	0
M.Stafford	1	-1	-1.0	-1	0	J.Jones	4	127	31.8	83	1	0	0	0	A.Rodgers	5	8	1.6	6	0	0	0	0
Total	19	64	3.4	20	0	J.Franklin	3	1	0.3	3	0	0	0	0	Total	33	180	5.5	67	0	0	0	0
PASSING	40	25	262	5/40	1	25	0	89.8	0	0	0	0	0	0	PASSING	30	20	274	1/5	1	83	0	106.8
M.Stafford	40	25	262	5/40	1	25	0	89.8	0	0	0	0	0	0	Total	30	20	274	1/5	1	83	0	106.8
Total	40	25	262	5/40	1	25	0	89.8	0	0	0	0	0	0	PASS RECEIVING	NO	YDS	AVG	LG	TD	TD	TD	TD
PASS RECEIVING	NO	YDS	AVG	LG	TD	B.Petigrew	4	59	14.8	25	0	0	0	0	J.Finley	6	32	5.3	10	0	0	0	0
M.Stafford	40	25	262	5/40	1	25	0	89.8	0	0	0	0	0	0	J.Nelson	5	82	16.4	31	0	0	0	0
Total	40	25	262	5/40	1	25	0	89.8	0	0	0	0	0	0	J.Bell	4	30	7.5	16	0	0	0	0
PASS RECEIVING	NO	YDS	AVG	LG	TD	R.Bush	4	25	6.3	10	0	0	0	0	R.Cobb	2	72	36.0	67	0	0	0	0
M.Stafford	40	25	262	5/40	1	25	0	89.8	0	0	0	0	0	0	Total	30	20	274	1/5	1	83	0	106.8
Total	40	25	262	5/40	1	25	0	89.8	0	0	0	0	0	0	PASS RECEIVING	NO	YDS	AVG	LG	TD	TD	TD	TD
PASS RECEIVING	NO	YDS	AVG	LG	TD	T.Scheffler	4	55	13.8	19	0	0	0	0	J.Finley	6	32	5.3	10	0	0	0	0
M.Stafford	40	25	262	5/40	1	25	0	89.8	0	0	0	0	0	0	J.Nelson	5	82	16.4	31	0	0	0	0
Total	40	25	262	5/40	1	25	0	89.8	0	0	0	0	0	0	Total	30	20	274	1/5	1	83	0	106.8
PASS RECEIVING	NO	YDS	AVG	LG	TD	R.Durham	3	30	10.0	13	1	0	0	0	J.Jones	4	127	31.8	83	1	0	0	0
M.Stafford	40	25	262	5/40	1	25	0	89.8	0	0	0	0	0	0	R.Cobb	2	72	36.0	67	0	0	0	0
Total	40	25	262	5/40	1	25	0	89.8	0	0	0	0	0	0	Total	30	20	274	1/5	1	83	0	106.8
PASS RECEIVING	NO	YDS	AVG	LG	TD	R.Broyles	2	27	13.5	22	0	0	0	0	E.Lacy	1	-2	-2.0	-2	0	0	0	0
M.Stafford	40	25	262	5/40	1	25	0	89.8	0	0	0	0	0	0	Total	30	20	274	1/5	1	83	0	106.8
Total	40	25	262	5/40	1	25	0	89.8	0	0	0	0	0	0	PASS RECEIVING	NO	YDS	AVG	LG	TD	TD	TD	TD
PASS RECEIVING	NO	YDS	AVG	LG	TD	P.Edgeards	2	20	10.0	11	0	0	0	0	J.Finley	6	32	5.3	10	0	0	0	0
M.Stafford	40	25	262	5/40	1	25	0	89.8	0	0	0	0	0	0	J.Nelson	5	82	16.4	31	0	0	0	0
Total	40	25	262	5/40	1	25	0	89.8	0	0	0	0	0	0	Total	30	20	274	1/5	1	83	0	106.8
PASS RECEIVING	NO	YDS	AVG	LG	TD	Total	25	262	10.5	25	1	0	0	0	PASSING	ATT	YDS	AVG	LG	TD	TD	TD	TD
M.Stafford	40	25	262	5/40	1	25	0	89.8	0	0	0	0	0	0	M.Stafford	40	25	262	5/40	1	25	0	89.8
Total	40	25	262	5/40	1	25	0	89.8	0	0	0	0	0	0	Total	40	25	262	5/40	1	25	0	89.8
PASS RECEIVING	NO	YDS	AVG	LG	TD	INTERCEPTIONS	NO	YDS	AVG	LG	TD	TD	TD	TD	INTERCEPTIONS	NO	YDS	AVG	LG	TD	TD	TD	TD
M.Stafford	40	25	262	5/40	1	25	0	89.8	0	0	0	0	0	0	Total	20	274	13.7	83	1	0	0	0
Total	40	25	262	5/40	1	25	0	89.8	0	0	0	0	0	0	Total	20	274	13.7	83	1	0	0	0
PASS RECEIVING	NO	YDS	AVG	LG	TD	INTERCEPTIONS	NO	YDS	AVG	LG	TD	TD	TD	TD	INTERCEPTIONS	NO	YDS	AVG	LG	TD	TD	TD	TD

Detroit Lions										Green Bay Packers													
PUNTING	NO	YDS	AVG	NET	TB	IN20	LG	TD	LG	TD	PUNTING	NO	YDS	AVG	NET	TB	IN20	LG	TD	LG	TD	LG	TD
S.Martin	6	311	51.8	42.8	2	2	58	0	0	0	T.Mashay	3	141	47.0	33.7	2	1	60	0	0	0	0	0
Total	6	311	51.8	42.8	2	2	58	0	0	0	Total	3	141	47.0	33.7	2	1	60	0	0	0	0	0
PUNTING	NO	YDS	AVG	NET	TB	IN20	LG	TD	LG	TD	PUNTING	NO	YDS	AVG	NET	TB	IN20	LG	TD	LG	TD	LG	TD
M.Spurlock	0	0	0.0	0.0	0	0	0	0	0	0	M.Hyde	2	7	3.5	0	5	0	0	0	0	0	0	0
(t'back)	2	0	0.0	0.0	0	0	0	0	0	0	R.Cobb	2	7	3.5	0	7	0	0	0	0	0	0	0
Returns	0	0	0.0	0.0	1	0	0	0	0	0	(t'back)	2	0	0.0	0.0	0	0	0	0	0	0	0	0
KICK RETURNS	NO	YDS	AVG	FC	LG	TD	TD	TD	TD	TD	Returns	4	14	3.5	0	7	0	0	0	0	0	0	0
M																							



2013 BIOGRAPHIES

THROUGH WEEK 6

69 David Bakhtiari, T, Rookie, Colorado

2013 Season: Drafted by the Packers with the first of three fourth-round selections (No. 129 overall) in 2013, he took over at left tackle with the starting offense following a season-ending knee injury to veteran Bryan Bulaga in the team's Family Night scrimmage (Aug. 3)...Has started each of the first five games at LT.

▶**at San Francisco 49ers (9/8):** Became the first rookie to start at LT in a season opener for the Packers since Ken Ruettggers in 1985 and was matched regularly against Pro Bowlers LB Aldon Smith and DE Justin Smith for most of the game...Helped protect for an offense that produced four TD drives and 385 yards of offense behind a blocking unit that allowed just two sacks on the afternoon

▶**vs. Washington Redskins (9/15):** Started at LT for an offensive line that helped produce the second-highest total-yardage output (580) in franchise history...Helped neutralize the pass-rush tandem of LBs Ryan Kerrigan and Brian Orakpo, allowing time for QB Aaron Rodgers to complete 34 of 42 attempts for 480 yards and four TDs with no INTs...Also helped to clear running lanes for RB James Starks to gain 132 yards on 20 carries (6.6 avg.), adding a TD of his own...The performance made Rodgers and Starks the first pair of teammates in NFL history to each to surpass the 450-yard passing and 125-yard rushing benchmarks in the same game...Pushed Orakpo past the play on Starks' 32-yard TD run in the third quarter, the longest scoring run by a Packer since Ryan Grant's 47-yarder vs. Oakland on Dec. 11, 2011.

▶**at Cincinnati Bengals (9/22):** Part of a blocking unit that helped produce six scoring drives (three TDs, three FGs) and contributed to another successful day running the ball as the Packers gained 182 yards on 30 carries (6.1 avg.), the highest single-game total for the club since Oct. 25, 2009...Helped rookie RB Johnathan Franklin gain 103 yards on 13 carries (7.9 avg.), the first time the Packers produced back-to-back 100-yard rushers in consecutive games since Weeks 16-17 of the 2007 season...Made a good block to the outside on LB James Harrison on Franklin's 51-yard burst off the left side in the third quarter, the longest run by a Green Bay rookie since Samkon Gado's 64-yard TD vs. Detroit on Dec. 11, 2005.

▶**vs. Detroit Lions (10/6):** Started at LT and helped protect for an offense that produced 449 yards and six scoring drives (five FGs, one TD) during the game...Had a key block on WR Randall Cobb's 67-yard run off of his side in the third quarter, pinning DE Ezekiel Ansah to the inside and creating the lane used by Cobb to break into the second level...Marked the longest run by a Packer since RB Brandon Jackson's 71-yard run at Washington, Oct. 10, 2010...Also had a good pass set against DE Devin Taylor on Rodgers' 83-yard TD pass to WR James Jones later in the third quarter, the Packers' longest completion since Oct. 16, 2011.

▶**at Baltimore Ravens (10/13):** Had a strong outing despite being matched regularly against one of the more impactful defensive players in the NFL, LB Terrell Suggs...Held Suggs out of the sack column and allowed Rodgers time to complete 17 of 32 attempts for 315 yards and a TD...Also part of a run-blocking unit that maintained its momentum, clearing holes for 140 rushing yards on 30 attempts (4.7 avg.)...Made a good second-level block on LB Daryl Smith on the second play of the game, sealing the left side for a cutback run by RB Eddie Lacy that went for a game-long 37 yards, the beginning of an effort that saw Lacy gain 120 yards on 23 carries (5.2 avg.).

32 Chris Banjo, S, Rookie, Southern Methodist

2013 Season: One of three non-drafted rookie free agents to make the opening-day roster out of training camp in 2013, joining G Lane Taylor and LB Andy Mulumba...Has appeared in each of the first five games, making one start on defense and also contributing on special teams...Has seven tackles (five solo) on defense and three on special teams.

▶**at San Francisco 49ers (9/8):** Made his NFL debut, appearing on special teams and also seeing three plays on defense.

▶**vs. Washington Redskins (9/15):** Saw extended action on defense in a rotation with M.D. Jennings and Jerron McMillian, appearing on 27 plays and making two solo tackles...Also played on special teams, but did not record

any statistics.

▶**at Cincinnati Bengals (9/22):** With regular starter Morgan Burnett still sidelined by a hamstring injury, was elevated into the starting lineup, opening the game at SS with M.D. Jennings shifting to Burnett's FS post...Saw action on 54 defensive plays and finished with three tackles (two solo).

▶**vs. Detroit Lions (10/6):** Was relegated to special teams duty upon Burnett's return to action...Played on the various coverage teams, but did not record any statistics.

▶**at Baltimore Ravens (10/13):** Was a force on special teams during the game, racking up a team-high three tackles on the coverage units, two as a member of the kickoff team and one on a punt return...Tripped up explosive return-man WR Jacoby Jones on a second-quarter punt for no gain and later stopped him again on a kickoff return, tackling him at the Baltimore 10-yard line in the fourth quarter...Also played 11 snaps on defense and tallied two tackles (one solo).

67 Don Barclay, T/G, 2nd Year, West Virginia

2013 Season: Entered the season as the starter at RT and has opened each of the first five games at the position.

▶**at San Francisco 49ers (9/8):** Started at RT and contributed to a protection unit that yielded just two sacks (none charged to him) and amassed 385 yards of offense and four TD drives in a hostile road environment...Matched mostly against LB Ahmad Brooks, who he limited to just one tackle and kept out of the sack column.

▶**vs. Washington Redskins (9/15):** Started at RT for a unit that protected for one of the most prolific offensive performances in franchise history...The offense amassed 580 total yards on 70 plays (8.3 avg.), the second-highest single-game yardage total in team annals...Helped provide time for Rodgers to complete 34 of 42 passes for a career-high and franchise-record-tying 480 yards and four TDs with no INTs as he became just the second QB in NFL history to have 480-plus yards, four-plus TDs and no INTs in a game...Also helped clear lanes for RB James Starks to rush for 132 yards on 20 carries (6.6 avg.), making him and Rodgers the first pair of teammates in NFL history to surpass the 450-yard passing and 125-yard rushing plateaus in the same game.

▶**at Cincinnati Bengals (9/22):** Started at RT for what was a challenging day up front against a deep and talented Bengals defensive line...Helped block for what was once again a productive running game as the offense netted 182 yards on 30 rushing attempts (6.1 avg.) and produced a 100-yard rusher for the second consecutive week (RB Johnathan Franklin, 103 yards).

▶**vs. Detroit Lions (10/6):** Started at RT on what was an overall productive day for the offense...Part of a protection unit that allowed just one sack during the game and cleared the way for a ground game that rang up 180 yards on 33 attempts (5.5 avg.) and narrowly missed its third consecutive game with a different 100-yard rusher as RB Eddie Lacy finished with 99 yards on 23 attempts (4.3 avg.).

▶**at Baltimore Ravens (10/13):** Matched against noted pass rusher LB Elvis Dumervil for much of the game...Was part of an OL that helped the offense produce another impressive performance that featured 438 total yards, including 140 on 30 rushing attempts (4.7 avg.)...Helped block for rookie RB Eddie Lacy, who became the offense's fourth consecutive 99-plus-yard rusher, carrying 23 times for 120 yards (5.2 avg.).

58 Sam Barrington, LB, Rookie, South Florida

2013 Season: Rookie inside LB who has played in four games, appearing exclusively on special teams.

▶**at San Francisco 49ers (9/8):** Inactive.

▶**vs. Washington Redskins (9/15):** Made his NFL debut, appearing on special teams and collecting a tackle on the kickoff coverage unit.

▶**at Cincinnati Bengals (9/22):** Played on special teams, but did not record any statistics.

▶**vs. Detroit Lions (10/6):** Played on special teams, but did not record any statistics.

▶**at Baltimore Ravens (10/13):** Played on special teams, but did not record

any statistics.

86 Brandon Bostick, TE, 1st Year, Newberry College

2013 Season: Athletic TE with intriguing upside who made the opening-day roster after spending the 2012 season as a member of the Packers' practice squad...For the season, has appeared in three games, and has been credited with one tackle on special teams.

▶**at San Francisco 49ers (9/8):** Inactive.

▶**vs. Washington Redskins (9/15):** Made his NFL debut in the game on special teams and also briefly on offense, but did not record any statistics.

▶**at Cincinnati Bengals (9/22):** Played on special teams.

▶**vs. Detroit Lions (10/6):** Inactive.

▶**at Baltimore Ravens (10/13):** Played on special teams and was credited with a tackle as a member of the kickoff coverage unit.

93 Josh Boyd, DE, Rookie, Mississippi State

2013 Season: Rookie DL who was drafted by the Packers with the second of two fifth-round selections (No. 167 overall), but has yet to make his NFL regular-season debut.

▶**at San Francisco 49ers (9/8):** Inactive.

▶**vs. Washington Redskins (9/15):** Inactive.

▶**at Cincinnati Bengals (9/22):** Inactive.

▶**vs. Detroit Lions (10/6):** Inactive.

▶**at Baltimore Ravens (10/13):** Inactive.

11 Jarrett Boykin, WR, 2nd Year, Virginia Tech

2013 Season: Second-year WR who serves as the team's No. 4 WR and a coverage player on the various special teams units...Has played in all five games, having made one catch for 43 yards and also posting a tackle on special teams.

▶**at San Francisco 49ers (9/8):** Played on special teams, but did not record any statistics.

▶**vs. Washington Redskins (9/15):** Tallied his first coverage tackle of the season, being credited with a solo stop as a member of the kickoff team.

▶**at Cincinnati Bengals (9/22):** Played on special teams and also briefly on offense, but did not record any statistics.

▶**vs. Detroit Lions (10/6):** Played on special teams and also in spot duty on offense, but did not record any statistics.

▶**at Baltimore Ravens (10/13):** Was pressed into the most extended action on offense of his career after starters Randall Cobb and James Jones departed with knee injuries before halftime...Saw time on 58 plays and finished with one catch, a career-long 43-yard play in the third quarter...On the play, caught the ball at the line of scrimmage and shook free of CB Jimmy Smith, darting up the field and breaking tackle attempts by both LB Josh Byner and S James Ihedigbo before being dragged down at the Baltimore 25-yard line...The drive culminated with a 50-yard FG by K Mason Crosby that extended the Green Bay lead to 9-0.

42 Morgan Burnett, S, 4th Year, Georgia Tech

2013 Season: One of the veteran leaders of a young secondary, he made his season debut in Week 5 after sitting out the team's first three contests with a hamstring injury...Has appeared in two games (both starts at SS) and posted 17 tackles (13 solo) and two passes defended.

▶**at San Francisco 49ers (9/8):** Aggravated a hamstring injury during the practice week and was rendered inactive for the season opener, snapping a streak of 35 consecutive starts (including playoffs).

▶**vs. Washington Redskins (9/15):** Inactive.

▶**at Cincinnati Bengals (9/22):** Inactive.

▶**vs. Detroit Lions (10/6):** Returned to the practice field following the team's bye week and was a full participant in the preparation...Started the game at SS and appeared on all 67 defensive plays, posting six tackles (four solo) and two passes defended...One of his passes defended came late in the third quarter when he deflected a would-be TD pass from QB Matthew Stafford to WR Patrick Edwards in the end zone.

▶**at Baltimore Ravens (10/13):** Started and appeared on all 66 defensive plays, finishing with 11 tackles (nine solo)...Was an active part of a critical goal-line stand in the second quarter, assisting on tackles on three of the four

plays that thwarted the Ravens, despite their starting with a first-and-goal from the Packers' 4-yard line.

24 Jarrett Bush, CB, 8th Year, Utah State

2013 Season: Special teams and ace reserve CB who has battled a hamstring injury in the season's early going...Has appeared in two games, playing mostly on special teams, but also in spot duty on defense...Has recorded a solo tackle on defense.

▶**at San Francisco 49ers (9/8):** Appeared both in his usual role on special teams and on defense, where he participated on 20 plays in the absence of regulars Morgan Burnett and Casey Hayward, who were sidelined with hamstring injuries...Finished with one solo tackle on defense.

▶**vs. Washington Redskins (9/15):** Suffered a hamstring injury during the week of practice and was rendered inactive on gameday...Marked the first game he'd missed since Week 16 of 2007, snapping a streak of 92 consecutive games played (including playoffs).

▶**at Cincinnati Bengals (9/22):** Missed the practice week as he continued to rehabilitate the hamstring injury and was again inactive for the game.

▶**vs. Detroit Lions (10/6):** Returned to action after missing the Week 3 contest, and appeared on special teams.

▶**at Baltimore Ravens (10/13):** Aggravated the hamstring injury in the previous week's game and was inactive on gameday.

18 Randall Cobb, WR, 3rd Year, Kentucky

2013 Season: Emerging standout WR who has ascended to the forefront of the team's offense, having appeared in all five games with four starts and owning a team-high 29 catches for 378 yards (13.0 avg.) and two TDs...A dynamic weapon who also lines up in the backfield, he has carried the ball four times for 78 yards (19.5 avg.)...Also appears occasionally on special teams where he has returned three punts for 23 yards (7.7 avg.) and one kickoff for 10 yards.

▶**at San Francisco 49ers (9/8):** Despite missing almost the entire preseason with an injury, started the regular season strong by tying for the team high with seven receptions for 108 yards (15.4 avg.) and a TD...Marked what was then the second-highest yardage total and fourth 100-yard receiving outing of his career...Scored the team's first points of the season late in the first quarter when he caught a quick out against CB Carlos Rogers inside the 5-yard line and dove to extend himself across the goal line to tie the game at 7-7...Also carried twice out of the backfield for 6 yards (3.0 avg.) and contributed on special teams where his lone punt return went for 16 yards.

▶**vs. Washington Redskins (9/15):** Had another outstanding outing, posting a new career high with 128 receiving yards on a career-high-tying nine catches and a TD...Scored his second TD in as many weeks on a 35-yard play late in the first quarter that started with the Packers facing fourth-and-3 from the Washington 35-yard line...Beat LB Perry Riley Jr. over the middle and then raced upfield past the remaining defenders to extend the Packers' lead to 10-0 (following PAT)...Helped contribute to the team's franchise-record 295 yards after the catch, the most ever in the NFL since STATS LLC began recording the statistic in 1993...Also marked the fourth time he has eclipsed the century mark in his last five regular-season games.

▶**at Cincinnati Bengals (9/22):** Posted five catches for 54 yards (10.8 avg.)...Also had a hand in the game's deciding play in the fourth quarter...Following a fumble by RB Johnathan Franklin on a fourth-and-1 from the Cincinnati 30-yard line, tackled S Reggie Nelson from behind, dislodging the ball, but the fumble was recovered by CB Terence Newman, who returned it 58 yards for a TD to put Cincinnati ahead, 34-30 (following PAT).

▶**vs. Detroit Lions (10/6):** Delivered one of the game's highlight plays with a career-long 67-yard burst off of left tackle in the third quarter...The gain marked the longest carry by a Packer since RB Brandon Jackson's 71-yarder at Washington, Oct. 10, 2010, and was the longest run by a Green Bay WR since James Lofton's 83-yard TD at the N.Y. Giants on Sept. 20, 1982...His carry, combined with WR James Jones' 83-yard TD, made the Packers the first team to have both a 65-yard run and an 80-yard reception in the same game since the L.A. Raiders did so on Nov. 5, 1989...

On the play, took a handoff from Rodgers off of the left edge, following a pulling C Evan Dietrich-Smith...Jumped through a tackle attempt by S Louis Delmas and darted up the sideline before being dragged down at the Detroit 22-yard line, setting up a 26-yard FG by K Mason Crosby that increased the Packers' lead to 9-3...Also had four catches for 35 yards (8.8 avg.) and returned a pair of punts for 7 yards (3.5 avg.).

►**at Baltimore Ravens (10/13):** Made four catches for 53 yards (13.3 avg.) in the first two quarters before suffering a knee injury before halftime that forced him from the game...Caught a 15-yard pass from Rodgers to move the ball to the Ravens' 11-yard line with less than a minute remaining in the second quarter, but sustained a low hit on his knee from S Matt Elam and did not return to the game.

2 Mason Crosby, K, 7th Year, Colorado

2013 Season: Veteran specialist who appears on track for a strong bounce-back season after a challenging 2012...Has converted 13 of his first 14 FG attempts through five games in addition to making all 14 PATs... Earned NFC Player of the Week honors for his performance in a Week 5 win over Detroit that saw him deliver a franchise-record-tying five FGs.

►**at San Francisco 49ers (9/8):** Converted all four of his PAT tries, but did not attempt a FG during the game.

►**vs. Washington Redskins (9/15):** Opened the game's scoring by converting his first FG attempt of the season, a 28-yard try that capped the offense's opening drive of the contest...Also converted all five of his PAT attempts.

►**at Cincinnati Bengals (9/22):** Tallied the 22nd game of his career with three-or-more FG conversions, making kicks from 19, 26 and 41 yards during the game...Also succeeded on each of his three PATs.

►**vs. Detroit Lions (10/6):** Earned NFC Special Teams Player of the Week honors for the fifth time in his career after tying a franchise record with his career-high five successful FG attempts during the game...Performance included makes of 26, 52, 31, 42 and 45 yards, helping to power a 22-9 victory over the Lions...The five FGs tied the record initially set by Chris Jacke on Nov. 11, 1990, that was later matched by Jacke again (Oct. 14, 1996) and Longwell on Sept. 24, 2000.

►**at Baltimore Ravens (10/13):** Was the team's primary source of scoring for the second consecutive week, converting four out of five FG attempts in a closely-contested 19-17 victory...Tallied successful attempts of 45, 31, 50 and 31 yards, marking the first time in his career he has had made four or more FGs in back-to-back games and setting a new franchise record with nine FGs over a two-game span.

Streaks & Milestones

- Has 16 FGs of 50 yards or more in his career, and 24 games with three or more FGs.
- Reached 800 points after 100 career games, the fastest player to hit the 800-mark in club history ahead of Longwell (107 contests).
- In his career, is 165 of 212 (77.8) on FGs, and 320 of 322 on PATs (99.4).

76 Mike Daniels, DE, 2nd Year, Iowa

2013 Season: Developing young defender who has added size and made marked improvement in his second season and is one of the team's top reserve defensive linemen...Plays most regularly in the sub-defenses as an interior pass rusher and has made 11 tackles (six solo) and a sack through five games.

►**at San Francisco 49ers (9/8):** Played on both special teams and defense... Appeared on 21 defensive plays, notching an assisted tackle.

►**vs. Washington Redskins (9/15):** Had an impactful performance, appearing on 30 plays and posting three tackles (two solo) and two QB hits...Also shared a tackle for loss with LB Clay Matthews on a run by RB Alfred Morris where the defenders dropped him for a 1-yard loss.

►**at Cincinnati Bengals (9/22):** Part of the defensive-line rotation once again, he performed well in 22 snaps of action, finishing with two tackles (both solo) and his first sack of the season...Sack came on a third down in the third quarter when he hustled to fight off LG Clint Boling to drop QB Andy Dalton for a 3-yard loss...Loss on the play forced a 52-yard FG attempt for Cincinnati on fourth down that was unsuccessful.

►**vs. Detroit Lions (10/6):** Played extensively with the team employing its nickel and dime defensive alignments for much of the game...Saw action

on 30 plays and finished with three tackles (one solo, one for loss).

►**at Baltimore Ravens (10/13):** Appeared on 37 plays, finishing with two tackles (one solo, one for loss)...Was part of a memorable goal-line stand by the defense that denied the Ravens points despite their starting with a first-and-goal from the Green Bay 4-yard line...Was part of the fourth-down stop on the series when he stood up LT Eugene Monroe and teamed with LB Jamari Lattimore and CB Micah Hyde to stop RB Bernard Pierce at the 1-yard line...Had a tackle for loss later in the game when he shed G Marshal Yanda and dropped RB Ray Rice for a 1-yard loss...Also drew a holding penalty against C Gino Gradkowski in the fourth quarter.

62 Evan Dietrich-Smith, C/G, 4th Year, Idaho State

2013 Season: Entered the season a starter for the first time in his career and has opened each of the first five games at center...Took over as the starting center for the final two regular-season games and both postseason contests in 2012.

►**at San Francisco 49ers (9/8):** Opened the season as a starter for the first time in his career, contributing on all 62 offensive plays at C...Centered an offense that produced 385 total yards and four TD drives and did not have an errant snap during the game.

►**vs. Washington Redskins (9/15):** Part of an offensive line that protected for one of the most prolific offensive outputs in franchise history...The unit amassed 580 yards on 70 plays (8.3 avg.) and allowed QB Aaron Rodgers time to complete 34 of 42 attempts for a career-high and franchise-record-tying 480 yards and four TDs with no INTs...Also cleared holes for RB James Starks for rush for 132 yards and a TD on 20 carries (6.6 avg.), making him and Rodgers the first pair of teammates in franchise history to surpass the 400-yards passing and 100-yards rushing milestones in the same game...The tandem also became the first players in NFL history to eclipse the 450-yard passing and 125-yard rushing marks on a day that saw the Packers post the second-highest single-game yardage output in franchise annals...Had a number of good blocks during the game, highlighted by his combination block with G T.J. Lang on Redskins NT Barry Coffield, helping to seal the backside on Starks' 32-yard TD run in the third quarter.

►**at Cincinnati Bengals (9/22):** Helped key a running game that churned out 182 yards on 30 attempts (6.1 avg.), the highest regular-season total by the Packers since Oct. 25, 2009...Blocked for both Starks and rookie RB Johnathan Franklin, who made a rousing debut on offense by carrying 13 times for 103 yards (7.9 avg.) and a TD in the second half...Franklin's total marked the highest rushing-yardage total by a rookie in a game where he received his first rushing attempt in franchise history...Franklin's outing, combined with Starks the week prior, gave the Packers their first back-to-back 100-yard rushing games since Weeks 16-17 of the 2007 season...Flattened DT Devon Still on Franklin's game-long 51-yard carry in the third quarter, the longest run by a Packers rookie since RB Samkon Gado's 64-yard TD vs. Detroit on Dec. 11, 2005.

►**vs. Detroit Lions (10/6):** A key cog in an offensive gameplan that focused on containing the powerful Detroit interior combo of DTs Ndamukong Suh and Nick Fairley...Helped both guards throughout the game as part of a protection unit that cleared the way for 449 yards on 64 plays (7.0 avg.) and six scoring drives (five FGs, one TD)...Had a key block on WR Randall Cobb's 67-yard run off of LT in the third quarter, the longest run by a Packer since Oct. 10, 2010...On the play, kicked to the outside and blocked LB DeAndre Levy, helping to create the lane used by Cobb to break into the secondary.

►**at Baltimore Ravens (10/13):** Centered a blocking unit that produced another balanced, productive offensive effort that was highlighted by 140 rushing yards on 30 attempts (4.7), including the team's fourth consecutive game with a 99-plus-yard rusher, this time RB Eddie Lacy, who pounded out 120 yards on 23 carries (5.2 avg.)...Made a good block on LB Josh Byner on Lacy's game-long 37-yard run off of the left side on the offense's second play of the game.

88 Jermichael Finley, TE, 6th Year, Texas

2013 Season: Veteran playmaker at TE who carried the momentum of a strong training camp into the regular season and has made 20 catches for

228 yards (9.0 avg.) and two TDs in five games (four starts)...Suffered a concussion on the opening drive at Cincinnati in Week 3 that held him out for the remainder of the game.

►**at San Francisco 49ers (9/8):** Finished with five catches for 56 yards (11.2 avg.) and a TD...Scored the TD on a 12-yard play late in the second quarter, catching a quick out from QB Aaron Rodgers...Shed a tackle attempt by CB Perrish Cox near the sideline and then leapt over S Donte Whitner at the goal line, tying the game at 14-14 just before halftime...Marked his fourth straight regular season game with five-plus catches, the longest such streak by a TE in team history.

►**vs. Washington Redskins (9/15):** Built off of his solid performance in the season opener by contributing six catches for 65 yards (10.8 avg.) and a TD against the Redskins...During the game, surpassed Ron Kramer (2,594) for No. 2 in franchise history for receiving yards by a TE...Made an excellent reactionary play on his TD in the second quarter...Was stalled on an initial fade route in the end zone, but spun away from CB DeAngelo Hall to work back to a scrambling Rodgers, leaping high in the air to pull down a 3-yard TD that extended the Packers' lead to 24-0 (following PAT)...Had a memorable effort play in the third quarter when he caught a quick pass from Rodgers at the line of scrimmage before turning upfield, breaking a tackle by S Reed Doughty, shedding another attempt by CB Josh Wilson and then spinning off of S Baccari Rambo along the sideline and remaining in bounds, before finally being tackled after what went down as a 27-yard gain.

►**at Cincinnati Bengals (9/22):** Started the game, but was removed after the Packers' first offensive series after suffering a concussion on a hit by S George Iloka on an intended pass and did not return.

►**vs. Detroit Lions (10/6):** Returned to practice following the team's bye week and started at TE...Finished with a team-high six catches for 32 yards (5.3 avg.).

►**at Baltimore Ravens (10/13):** Had a mostly quiet day, but came through when the offense needed him in the clutch, delivering a 52-yard catch-and-run to convert a key third down in the waning moments of the fourth quarter, with the Packers clinging to a 19-17 lead...On the play, a third-and-3 from the Green Bay 27, beat S Matt Elam over the middle out of the right slot, catching a dart from Rodgers at the 37 and taking it all the way to the Baltimore 21-yard line, where the offense would run out the remaining 1:42...Finished the day with three catches for 75 yards (25.0 avg.).

49 Robert Francois, LB, 4th Year, Boston College

2013 Season: Versatile backup linebacker and special teams performer who appeared in each of the first four games before suffering an Achilles injury in Week 5 that prematurely ended his season...Totaled two tackles on special teams and two assisted tackles on defense before being placed on injured reserve, Oct. 7.

►**at San Francisco 49ers (9/8):** Appeared in the game on special teams, but did not record any statistics.

►**vs. Washington Redskins (9/15):** Played on special teams and was credited with making a tackle on the kickoff coverage unit.

►**at Cincinnati Bengals (9/22):** Played on special teams and was credited with both a tackle and a forced fumble when he stripped WR Brandon Tate on the Packers' opening kickoff of the second half...The loose ball was recovered by Cincinnati RB Cedric Peerman.

►**vs. Detroit Lions (10/6):** Saw his first action from scrimmage since Dec. 11, 2011, when he came on in relief of an injured Brad Jones late in the first half...Appeared on 12 defensive plays, registering two solo tackles, but suffered an injury to his Achilles tendon in the third quarter and did not return.

23 Johnathan Franklin, RB, Rookie, UCLA

2013 Season: Rookie ballcarrier who has added depth in the backfield and also participated on special teams in the season's early going...Has appeared in each of the first five games and totaled 17 carries for 101 yards (5.9 avg.) and a TD on the ground, in addition to three receptions for 23 yards (7.7 avg.).

►**at San Francisco 49ers (9/8):** Dressed for the game and made his NFL debut as part of the kickoff return unit late in the fourth quarter.

►**vs. Washington Redskins (9/15):** Played on special teams.

►**at Cincinnati Bengals (9/22):** As one of only two active RBs, came on in relief of an injured James Starks (knee) after halftime and delivered an impressive performance, carrying 13 times for 103 yards (7.9 avg.) and a TD over the final two quarters...His 103 yards were the most in franchise history by a rookie RB in his first game with a rushing attempt and he became the first Green Bay rookie to rush for 100 yards on 13 or fewer carries since Steve Atkins ran for 110 yards on 12 carries (9.2 avg.) vs. New Orleans on Sept. 9, 1979...He also became the first Packers rookie to rush for over 100 yards in a regular-season game since RB Brandon Jackson had 113 vs. Detroit on Dec. 30, 2007, and the first Green Bay player to run for 100 yards in a half since RB Ryan Grant did so at Cleveland, Oct. 25, 2009...The outing was highlighted by a 51-yard burst off left tackle in the third quarter, a play that marked the longest run by a Green Bay rookie since Samkon Gado's 64-yard TD vs. Detroit, Dec. 11, 2005...Also chipped in three receptions for 23 yards (7.7 avg.).

►**vs. Detroit Lions (10/6):** Served as the No. 2 RB behind fellow rookie Eddie Lacy with Starks sidelined due to the knee injury...Appeared on just seven offensive plays, carrying three times for 1 yard (0.3 avg.).

►**at Baltimore Ravens (10/13):** Played on special teams and also for one series on offense...Made one reception for 7 yards and had one carry that was stopped behind the line for a 3-yard loss.

61 Brett Goode, LS, 6th Year, Arkansas

2013 Season: Reliable long snapper who has appeared in all 85 regular-season games and eight playoff contests since joining the club, including each of the first four contests of 2013.

►**at San Francisco 49ers (9/8):** Snapped for all four PATs and each of P Tim Masthay's six punts.

►**vs. Washington Redskins (9/15):** Delivered snaps for all five PAT tries in addition to K Mason Crosby's first FG attempt of the season, a 28-yard make in the first quarter...Also snapped for each of Masthay's three punts.

►**at Cincinnati Bengals (9/22):** Snapped for all three of Crosby's successful FG attempts during the game, including makes of 19, 26 and 41 yards...Also centered each of the kicker's three PATs and Masthay's three punts.

►**vs. Detroit Lions (10/6):** Centered all five of Crosby's franchise-record-tying FG conversions, marking just the fourth time in club history the number had been reached...Crosby was successful on attempts of 26, 52, 31, 42 and 45 yards, joining Chris Jacke (twice) and Ryan Longwell as the only two kickers in franchise history to achieve the feat.

►**at Baltimore Ravens (10/13):** Snapped for another productive scoring day for the special teams as Crosby accounted for 13 of the Packers' 19 points (four FGs, one PAT) during the game...Centered the operation on FG conversions of 45, 31, 50, and 31 yards as Crosby set a franchise record with nine FGs over a two-game span.

50 A.J. Hawk, LB, 8th Year, Ohio State

2013 Season: Productive, assignment-sure defender who has played in 114 of a possible 116 regular-season games with 111 starts in his first eight-plus seasons...Has started each of the first five games in 2013 and leads the team with 52 tackles (36 solo), three sacks, a fumble recovery and a pass defensed.

►**at San Francisco 49ers (9/8):** Posted nine tackles (five solo, one for loss), helping to set the tone for a run defense that limited San Francisco to 90 yards on 34 rushing attempts (2.6 avg.) during the game.

►**vs. Washington Redskins (9/15):** Finished with six tackles (three solo).

►**at Cincinnati Bengals (9/22):** Tied for the team high with 13 tackles (10 solo, one for loss) and also added a fumble recovery in his first-ever regular-season game near his hometown...Tackle for loss came on a first-quarter bootleg pass to TE Jermaine Gresham, who he wrestled down for a 1-yard loss...Contributed to what were four consecutive turnover drives forced by the Packers' defense, recovering a fumble ripped from Gresham by LB Brad Jones in the second quarter...Marked the fifth fumble recovery of his career and first since the 2010 season.

►**vs. Detroit Lions (10/6):** Played extensively after injuries struck the ILB position, forcing opposite starter Brad Jones (hamstring) and top reserve Robert Francois (Achilles) from the game...Appeared on 60 plays and finished with a team-high 12 tackles (nine solo).

► **at Baltimore Ravens (10/13):** Had one of the most impactful performances of his career, stepping forward with fellow starting LBs Jones (hamstring) and Clay Matthews (thumb) sidelined due to injuries...Posted 12 tackles (nine solo, five for loss), a career-high three sacks and a pass defended... Saw his first sack come on the game's opening drive when he surged through the line of scrimmage to drop QB Joe Flacco for a 10-yard loss on a third down, forcing a punt...Had another sack in the second half when he again knifed between LG and LT, past a pass-protecting RB Ray Rice and nailed Flacco for a loss of 7 yards.

29 Casey Hayward, CB, 2nd Year, Vanderbilt

2013 Season: Talented second-year playmaker who aggravated a hamstring injury during the preseason and has been sidelined throughout the early portion of the regular season.

► **at San Francisco 49ers (9/8):** Sidelined with a hamstring injury that was aggravated during the preseason, he landed on the inactive list for the first time in his career.

► **vs. Washington Redskins (9/15):** Inactive.

► **at Cincinnati Bengals (9/22):** Inactive.

► **vs. Detroit Lions (10/6):** Inactive.

► **at Baltimore Ravens (10/13):** Inactive.

34 Michael Hill, RB, Rookie, Missouri Western

2013 Season: First-year RB who spent training camp and the preseason with the San Diego Chargers before signing with the Packers a member of the practice squad, Sept. 2...Was later signed to the active roster, Sept. 30, and has appeared in two games on special teams...Has returned one kickoff for 19 yards.

► **vs. Detroit Lions (10/6):** Made his NFL debut on special teams, but did not record any statistics.

► **at Baltimore Ravens (10/13):** Played on special teams, making his first career kickoff return, a 19-yarder in the second half.

31 Davon House, CB, 3rd Year, New Mexico State

2013 Season: Emerging defender who has also stood out on special teams in 2013...Has appeared in all five games with one start and posted 10 tackles (all solo), a sack and five passes defended on defense, in addition to being the club's leading tackler on special teams where he has already contributed a career-high five stops on the coverage units.

► **at San Francisco 49ers (9/8):** Appeared in the game on special teams, recording a team and career-high three tackles on the coverage units, including two as a member of the punt team and one on the kickoff unit... One of his punt tackles came in the fourth quarter when he came from the opposite side of the field to take down WR Kyle Williams, limiting him to a 1-yard return.

► **vs. Washington Redskins (9/15):** Earned a special teams game ball for his performance that featured a team-leading two tackles on the coverage units, one each on the kickoff and punt teams...Also saw extended action on defense, appearing on 26 plays and posting the second sack of his career and a pass defended...Came in unblocked on a CB blitz off the left edge in the second quarter, patiently waiting for QB Robert Griffin III to carry out a ball fake before taking him down for a 6-yard loss.

► **at Cincinnati Bengals (9/22):** Saw action on 35 defensive plays as an extra CB in the various subpackages, finishing with two solo tackles.

► **vs. Detroit Lions (10/6):** Started as the team's No. 3 CB and went on to see action on 62 defensive plays, finishing with a career-high six tackles (all solo) and a pass defended.

► **at Baltimore Ravens (10/13):** Appeared on 14 defensive plays in the first half and posted one solo tackle and a trio of impressive passes defended... The first pass break-up came along the sideline when he leapt to deflect an underthrown ball intended for WR Marlon Brown that he nearly intercepted...Later found himself matched against Brown on a similar deep ball down the sideline that he also batted away.

33 Micah Hyde, CB, Rookie, Iowa

2013 Season: Promising newcomer who turned in an impressive training camp and preseason...Has played in each of the team's five games with

one start, and has tallied 13 tackles (11 solo) a sack and a forced fumble on defense and one coverage tackle on special teams...Has also seen action in a punt return role, returning seven for 75 yards (10.7 avg.).

► **at San Francisco 49ers (9/8):** Made his professional debut on both defense and special teams...Served as the team's nickel CB with Casey Hayward sidelined due to injury (hamstring)...Appeared on 25 defensive snaps and recorded three solo tackles.

► **vs. Washington Redskins (9/15):** Saw time on 24 plays, but did not record any statistics.

► **at Cincinnati Bengals (9/22):** Made his first professional start, opening the game as the third CB in the defense's nickel alignment...Finished with four tackles (three solo).

► **vs. Detroit Lions (10/6):** Saw brief action on defense and also played on special teams, where he attempted the first punt returns of his career, gaining 7 yards on a pair of returns (3.5 avg.).

► **at Baltimore Ravens (10/13):** Enjoyed extended playing time, coming on in relief of CB Davon House in the second quarter as the team's nickel CB and appearing on 37 plays...Finished with six tackles (five solo) and both his first career sack and forced fumble...Sack came on the opening drive of the second half when he blitzed off of the left edge and drilled QB Joe Flacco for a 10-yard loss, jarring the ball loose, though it was recovered by the Ravens...Play came on third down and forced a punt...Had another tackle for loss when he tracked down WR Marlon Brown on an end-around later in the third quarter, dropping him for a 2-yard loss...Also enjoyed a productive day on special teams, returning five punts for 68 yards (13.6 avg.) with a long of 23.

43 M.D. Jennings, S, 3rd Year, Arkansas State

2013 Season: Has started each of the first five games between the two safety positions, filling in for an injured Morgan Burnett (hamstring) at SS for the first three games, before moving to FS in Week 5...For the season, has posted 28 tackles (24 solo), a sack, a fumble recovery that he returned for a TD and two passes defended.

► **at San Francisco 49ers (9/8):** Played the entire game in the absence of the injured Morgan Burnett (hamstring), finishing with eight tackles (all solo, one for loss)...TFL came late in the second quarter when he came up in run support to stop RB Frank Gore for a 2-yard loss.

► **vs. Washington Redskins (9/15):** Started at FS and contributed six tackles (five solo).

► **at Cincinnati Bengals (9/22):** Had an impactful performance, starting at FS and appearing on 51 plays, finishing with five tackles (four solo, one for loss), and notching both his first career sack and first fumble recovery... Returned the fumble 24 yards for his second career TD, becoming the first Green Bay safety to score on a fumble return since Darren Sharper vs. Jacksonville, Dec. 19, 2004...On the play, alertly picked up a ball that had been jarred loose from RB BenJarvus Green-Ellis' grasp by LB Clay Matthews in the backfield, got up off of the ground and went the rest of the way untouched for the Packers' first TD of the game, pulling them to within 14-10 early in the second quarter...On Cincinnati's next possession, blitzed off the left side of the defense and chased QB Andy Dalton down across the field, dropping him for a 4-yard loss.

► **vs. Detroit Lions (10/6):** Started at FS with Burnett returning to the starting lineup at the SS position...Appeared on all 67 defensive plays and posted three tackles (all solo) and two passes defended.

► **at Baltimore Ravens (10/13):** Started at FS and finished with six tackles (four solo).

97 Johnny Jolly, DE, 5th Year, Texas A&M

2013 Season: Veteran defensive lineman who has returned to the club following a three-year hiatus due to an NFL-issued suspension for violation of the league's substance-abuse policy...Had his suspension lifted by the commissioner on March 4, 2013, and was legally cleared to rejoin the team for the conclusion of the offseason program in late May...Has appeared in each of the first five games with three starts and has posted 14 tackles (eight solo) and a sack.

► **at San Francisco 49ers (9/8):** Appeared in his first NFL game since 1/10/2010, starting at LDE and participating on 35 defensive plays...

Finished with two tackles (one solo) and was credited with a 2-yard sack for pressuring QB Colin Kaepernick out of bounds behind the line of scrimmage in the second quarter.

►vs. **Washington Redskins (9/15)**: Once again started at LDE and finished with three tackles (two solo, one for loss) and a QB hit during the game.

►at **Cincinnati Bengals (9/22)**: Appeared on 19 defensive plays and posted two assisted tackles.

►vs. **Detroit Lions (10/6)**: Tallied two tackles (both solo).

►at **Baltimore Ravens (10/13)**: Started at RDE and posted a season-high five tackles (three solo) as part of a run defense that yielded just 47 yards on 22 carries (2.1 avg.)...Was an active part of a second-quarter goal-line stand that saw the Ravens fail to convert despite having first-and-goal from the Green Bay 4-yard line...Finished one of the plays by tackling RB Ray Rice out of bounds at the 1-yard line.

59 Brad Jones, LB, 5th Year, Colorado

2013 Season: Starter at ILB who opened each of the first four games at the 'Mack' position before suffering a hamstring injury in the first half of the team's Week 5 game vs. Detroit...Missed the Week 6 contest at Baltimore due to the injury...Has posted 38 tackles (28 solo), a sack, a forced fumble, a fumble recovery and a pass defended.

►at **San Francisco 49ers (9/8)**: Started at LB and rarely came off the field, finishing with a team-leading 14 tackles (10 solo).

►vs. **Washington Redskins (9/15)**: Posted six tackles (five solo) and QB hit.

►at **Cincinnati Bengals (9/22)**: Had an active game tying for the team lead with 13 tackles (11 solo, one for loss) and both a forced fumble and fumble recovery...Forced his second career fumble in the second quarter when he came off of his initial man to bring down TE Jermaine Gresham following a 9-yard gain, ripping the ball from his grasp on his way to the ground, where it was recovered by LB A.J. Hawk...Two possessions later, came off of his rush on a third-down play to recover a ball that had been jarred loose from QB Andy Dalton on a sack by LB Clay Matthews, the first fumble recovery of his career.

►vs. **Detroit Lions (10/6)**: Started at ILB and recorded five tackles (two solo) and his first sack of the season before departing just before halftime with a hamstring injury...On the sack, came through on a blitz and battled past a block by TE Brandon Pettigrew in the backfield, dropping QB Matthew Stafford for a 6-yard loss.

►at **Baltimore Ravens (10/13)**: Was ruled out during the practice week and was inactive on gameday.

95 Datone Jones, DE, Rookie, UCLA

2013 Season: Drafted by the Packers with the No. 26 overall selection in the first round...Has contributed as part of the DL rotation, appearing mostly as inside rusher on passing downs...For the season, has played in all five games and recorded six tackles (two solo) and a fumble recovery, and has also blocked a PAT on special teams.

►at **San Francisco 49ers (9/8)**: Made his NFL debut, appearing on 18 defensive plays and finishing with two assisted tackles.

►vs. **Washington Redskins (9/15)**: Appeared on 20 plays and posted one solo tackle.

►at **Cincinnati Bengals (9/22)**: Saw action on 10 defensive plays and notched an assisted tackle...Contributed on special teams by blocking an extra point following a Bengals TD in the fourth quarter, swatting K Mike Nugent's attempt cleanly to hold the Packers lead at 30-27...Marked the first blocked PAT by the Packers since DE Cullen Jenkins had one at Carolina, Oct. 3, 2005.

►vs. **Detroit Lions (10/6)**: Appeared on 23 defensive plays and finished with one solo tackle.

►at **Baltimore Ravens (10/13)**: Saw action on 17 plays and recorded an assisted tackle, a QB hit and a fumble recovery...Was involved in the first turnover play of his young career when late in the first half he disengaged from a rush and picked up a fumble that had been forced on a strip-sack by LB Nick Perry...Returned the ball 20 yards to the Baltimore 13-yard line, where he was tackled with :02 remaining in the half, setting up a 31-yard FG by K Mason Crosby.

89 James Jones, WR, 7th Year, San Jose State

2013 Season: Veteran WR who has picked up where he left off in 2012 as an established, consistent threat in the Green Bay offense...Has started all five games and posted 20 catches for 349 yards (17.5 avg.) and two TDs.

►at **San Francisco 49ers (9/8)**: Started at WR, but did not record any statistics.

►vs. **Washington Redskins (9/15)**: Rebounded from a quiet first week, delivering an excellent performance that featured career highs in both catches (11) and receiving yards (178) and an impressive 16.2-yard average...Did the majority of his damage in the first half, collecting nine of his catches and 152 of the yards before halftime, helping to stake the Packers to a 24-0 lead at the intermission...Became the first Packer to have double-digit receptions since WR Donald Driver (10) at Detroit on Nov. 22, 2007, and his 11 were the most since Driver posted the same number at Minnesota, Dec. 24, 2004...The yardage total was the most by a Green Bay player since Driver had 191 at Minnesota, Sept. 12, 2006, and became the first Packer to have an 11-catch, 175-yard receiving game since Javon Walker had 11-200 at Indianapolis, Sept. 26, 2004...Ran past CB David Amerson on a go-route in the second quarter, taking advantage of a blown coverage that resulted in a 57-yard gain, his longest reception since a 65-yard TD at Detroit, Nov. 24, 2011...The primary contributor the team's yards after the catch total of 295, the highest single-game mark in franchise history and the most in the NFL since the statistic began being kept in 1993.

►at **Cincinnati Bengals (9/22)**: Finished with four catches for 34 yards (8.5 avg.) and his first TD of the season, scoring from 7 yards out in the third quarter to extend the Green Bay lead to 30-14 (following PAT)...Also drew a defensive holding call on CB Adam Jones in the end zone that ultimately led to a FG...On the next drive, drew an unnecessary roughness penalty against LB Vontaze Burfict on what was ultimately also a FG drive.

►vs. **Detroit Lions (10/6)**: Had another impactful performance that saw him contribute a game-high 127 receiving yards and a TD on four catches, a 31.8-yard average...The outing was highlighted by his career-long 83-yard catch-and-run TD in the third quarter that extending the Green Bay lead to 16-3 (following PAT)...On the play, ran a go-route on the outside against CB Chris Houston, and when S Louis Delmas played the middle of the field against WR Randall Cobb, Jones streaked past Houston, catching the ball at the Green Bay 46-yard line and outrunning the CB the rest of the way for the score...The catch bested his previous career long, a 79-yarder at Denver on Oct. 29, 2007, and the performance marked the ninth 100-yard receiving game of his career...Combined with Cobb's 67-yard run earlier in the quarter, the two became the first pair of teammates to have an 80-yard reception and 65-yard run in the same game since the Los Angeles Raiders accomplished the feat on Nov. 5, 1989...Directly contributed to Cobb's long run with a strong seal block on the outside against Houston that helped create the lane at the start of the run...Later beat Houston again on another contested ball, leaping to haul in a 39-yard pass despite a defensive pass interference flag.

►at **Baltimore Ravens (10/13)**: Started the game and made one catch for 10 yards...Suffered a knee injury while blocking on a running play in the first quarter when another player was blocked into him...Exited the game and did not return.

30 John Kuhn, FB, 8th Year, Shippensburg

2013 Season: Steady pro who has played in 96 games with the Packers (2007-13), the most by an offensive player on the roster over that span...Missed the Week 3 contest at Cincinnati with a hamstring injury but has appeared in four games with one start and posted two catches for 9 yards (4.5 avg.) and two carries for 5 yards (2.5 avg.).

►at **San Francisco 49ers (9/8)**: Played on both offense and special teams...Had one carry for 3 yards on offense and was credited with a special teams tackle as a member of the punt coverage unit.

►vs. **Washington Redskins (9/15)**: Started at FB and saw time on both special teams and on offense, but did not record any statistics...Suffered a hamstring injury during the game and did not return.

►at **Cincinnati Bengals (9/22)**: Missed the practice week while rehabilitating the hamstring injury he suffered the week before and was inactive for the game...Marked just the third game he'd missed due to injury in his career.

►vs. **Detroit Lions (10/6)**: Played on special teams, but did not record any statistics.

►at **Baltimore Ravens (10/13)**: Played on offense and special teams as he continued to be eased back into the lineup...Finished with two receptions for 9 yards (4.5 avg.) and one carry for 2 yards.

27 Eddie Lacy, RB, Rookie, Alabama

2013 Season: Rookie ballcarrier who has emerged as the lead back in the Packers' offense, having carried 61 times for 270 yards (4.4 avg.) and a TD...His yardage total leads all NFL rookies, despite his missing all but the first series in Week 2 vs. Washington and missing the entire Week 3 contest at Cincinnati due to a concussion.

►at **San Francisco 49ers (9/8)**: Had an up-and-down performance in his NFL debut, carrying 14 times for 41 yards (2.9 avg.) and a TD...Added a 31-yard reception on the offense's first TD drive in the first quarter, taking the ball all the way to San Francisco's 5-yard line on a screen pass from QB Aaron Rodgers...Rebounded from a costly second-quarter fumble to drive the running game in the second half, highlighted by a fourth-quarter drive in which he carried five times for 20 yards (4.0 avg.) and capped it with his first NFL TD, a 2-yard score that gave the Packers their first lead, 28-24... Became the third rookie to start the season opener at RB for Green Bay since the AFL-NFL merger in 1970, joining John Brockington (1971) and Brandon Jackson (2007).

►vs. **Washington Redskins (9/15)**: Started at RB, but suffered a concussion on the tail end of his first carry - a 10-yard gain - when S Brandon Meriweather's helmet made contact with his...Was removed from the game and did not return.

►at **Cincinnati Bengals (9/22)**: Was sidelined during the practice week as he progressed through the NFL's concussion-testing protocol and was inactive for the game.

►vs. **Detroit Lions (10/6)**: Returned to action during the week of preparation and started the game at RB...Carried 23 times for 99 yards (4.3 avg.), finding consistent running lanes against a stout defensive front.

►at **Baltimore Ravens (10/13)**: Topped the century mark for the first time in his career with a memorable outing on the road against the defending champions...Carried 23 times for 120 yards (5.2 avg.) and set the tone almost immediately in what was a hard-fought, physical road win for Green Bay...Saw his first carry of the game go for 10 yards and made a sharp cutback on his second for what resulted in a season-long 37 yard burst off the left side...Repeatedly finished runs against a talented Ravens defense and his yardage total was the most surrendered by Baltimore at home since RB Peyton Hillis had 144 on 9/26/10 as a member of the Cleveland Browns... Coupled with his 99-yard effort in Week 5, became the first Green Bay rookie since RB John Brockington in 1971 to have 99-plus rushing yards in consecutive games...Delivered the knockout blow on the final drive of the fourth quarter with the Packers clinging to a 19-17 lead, going for 4 yards off the left side on a critical third-and-2, alertly sliding down in bounds and allowing the Packers to run out the remaining 1:32 on the clock.

70 T.J. Lang, G, 5th Year, Eastern Michigan

2013 Season: Veteran blocker who has made a successful transition to RG as part of what has been a balanced, productive offense in 2013...Has started each of the first five games and his 36 starts over the last two-plus seasons are the most by a Green Bay OL.

►at **San Francisco 49ers (9/8)**: Opened the season making his first career start at his new RG position, and helped the offense to four TD drives and 385 total yards, while surrendering just two sacks to the 49ers' attacking front.

►vs. **Washington Redskins (9/15)**: Started at RG for a protection unit that bounced back from a rocky start to contribute to what was a record-setting day for the offense...Allowed QB Aaron Rodgers time to complete 34 of 42 attempts for a franchise-record-tying 480 yards and four TDs with no INTs...Also helped establish a strong running game that saw RB James Starks carry 20 times for 132 yards (6.6 avg.) and a TD, making him and Rodgers the first pair of teammates in NFL history to eclipse the 450-yard passing and 125-yard rushing marks in the same game.

►at **Cincinnati Bengals (9/22)**: Started at RG and split duty facing the talented

DT tandem of Geno Atkins and Domata Peko for much of the game...Helped the offense produce another impressive rushing performance that yielded 182 yards on 30 attempts (6.1 avg.), the most in a game by the Packers since Oct. 25, 2009, at Cleveland (a game he started at LT)...Blocked for the second 100-yard rusher in as many weeks, as rookie RB Johnathan Franklin carried 13 times for 103 yards (7.9 avg.) and a TD, the first time the Packers have had back-to-back 100-yard rushers in consecutive games since Weeks 16-17 of the 2007 season...Made a good second-level block on LB Rey Mauluga on Franklin's 51-yard run in the third quarter, the longest by a Packers rookie since Dec. 11, 2005.

►vs. **Detroit Lions (10/6)**: Received one of the offense's game balls for his performance against the talented Lions' interior DL...Helped create consistent running lanes for a ground game that piled up 180 yards on 33 attempts (5.5 avg.) and consistently found holes up front...Made a pair of blocks on the backside of WR Randall Cobb's 67-yard run off of left tackle in the third quarter, the longest run by a Packer since Oct. 10, 2010... At the start of the play, started on DT Nick Fairley, before moving to the second level to get just enough of LB Stephen Tulloch to free Cobb into the secondary.

►at **Baltimore Ravens (10/13)**: A key part of an offensive line that battled a tough Baltimore front seven en route to a 19-17 road win for Green Bay... Helped block for a run game that produced a 100-yard rusher for the third time in four games as rookie RB Eddie Lacy ground out 120 rushing yards on 23 attempts (5.2 avg.), and the team rushing numbers were 30 attempts for 140 yards (4.7 avg.) during the game...Took turns matching up against perennial Pro Bowl DT Haloti Ngata, and acquitted himself well, including on the game's second play, when he walled him off on what was a 37-yard game-long cutback run by Lacy.

57 Jamari Lattimore, LB, 3rd Year, Middle Tennessee State

2013 Season: A core special teams player who has seen the most extended action of his career on defense due to injuries at the ILB position...Has appeared in all five games with one start and made eight tackles on defense (six solo) and three on special teams.

►at **San Francisco 49ers (9/8)**: Played on special teams, but did not record any statistics.

►vs. **Washington Redskins (9/15)**: Played on special teams, but did not record any statistics.

►at **Cincinnati Bengals (9/22)**: Tallied a team-high two tackles on special teams, making a pair of stops on the kickoff coverage unit.

►vs. **Detroit Lions (10/6)**: Saw the first scrimmage action of his career, coming on in relief during the second half after both Brad Jones (hamstring) and Robert Francois (Achilles) departed with injuries...Appeared on 17 plays at ILB and finished with one solo tackle.

►at **Baltimore Ravens (10/13)**: Made his first career start at the 'Mack' LB position with Jones sidelined and Francois lost for the season...Turned in an impressive debut outing that included seven tackles (five solo, two for loss) and a QB hit...Made one of his TFLs on the game's second play when he shot through the line and dropped RB Ray Rice for a 2-yard loss...Made another play behind the line on the first play of the second half when he powered through FB Vonta Leach and tackled RB Bernard Pierce for a loss of 3 yards in the backfield...Was also part of an inspired goal line effort in the second quarter that saw the Ravens fail to score despite a first-and-goal from the Green Bay 4-yard line...Capped the series by teaming with CB Micah Hyde and DT Mike Daniels on the crucial fourth-down play to stop Pierce short of the goal line.

8 Tim Masthay, P, 4th Year, Kentucky

2013 Season: Established specialist who continues to improve upon his own franchise records and has also undertaken the task of kicking off in 2013...Has punted 21 times for 998 yards (47.5 avg., 41.1 net), landing six inside the 20-yard line...Has also boomed 15 touchbacks on kickoffs.

►at **San Francisco 49ers (9/8)**: Started the season strong with a six-punt outing that featured a gross average of 46.2 yards and a net of 44.8...Allowed just two returns for 8 yards (4.0 avg.)...Also undertook kickoff responsibilities for the first time in his career, netting three touchbacks in five attempts and making a solo tackle of CB Perrish Cox on a first-quarter return.

►vs. **Washington Redskins (9/15)**: Punted three times for 121 yards (40.3 avg., 37.3 net), landing one inside the 20-yard line...Also had seven kickoffs, booming four into the end zone for touchbacks.

►at **Cincinnati Bengals (9/22)**: Finished with three punts for 130 yards (43.3 avg. 43.3 net), landing all three inside the 20-yard line and not allowing a return...Also boomed two touchbacks on kickoffs and held for all three of K Mason Crosby's successful FG attempts and all three PATs during the game.

►vs. **Detroit Lions (10/6)**: Had three punts for 141 yards (47.0 avg., 33.7 net), landing one inside the 20-yard line...Drilled a career-high five kickoffs into the end zone for touchbacks...Also held for each of K Mason Crosby's franchise-record-tying five FGs, featuring makes from 26, 52, 31, 42 and 45 yards.

►at **Baltimore Ravens (10/13)**: Punted six times for 329 yards (54.8 avg., 41.8 net)...Also held for all five of Crosby's FG attempts, including four successful conversions (45, 31, 50, 31 yards), setting a new franchise record for FGs over a two-game span (nine).

52 Clay Matthews, LB, 5th Year, Southern California

2013 Season: Standout defender who has delivered his typically impactful performances when available during what has been an injury-plagued early portion of the season...Started each of the first four games at ROLB, but was forced from the Week 3 contest at Cincinnati before halftime with a hamstring injury and later a broken thumb in the team's Week 5 game vs. Detroit...For the season, has posted 22 tackles (14 solo), three sacks, two forced fumbles and a pass defended.

►at **San Francisco 49ers (9/8)**: Delivered an impactful performance, seeing time on 71 defensive plays and posting a career-high 10 tackles (eight solo), including three for loss and a sack...First TFL came on San Francisco's second drive when he shot inside of FB Bruce Miller and buried RB Kendall Hunter for a 7-yard loss...First sack of the season came late in the second quarter when he rushed to the inside of the protection and beat LG Mike Lupati to take down QB Colin Kaepernick for a 6-yard loss...Dropped Kaepernick again in the third quarter when he once again exploded off the ball unblocked and stopped him for a 7-yard loss in the backfield on a designed QB run.

►vs. **Washington Redskins (9/15)**: Appeared on 55 plays and finished with four tackles (one solo, one for loss) and two QB hits...Tackle for loss came when he chased RB Alfred Morris from the backside on a running play and teamed with DE Mike Daniels to drop him for a 1-yard loss.

►at **Cincinnati Bengals (9/22)**: Rebounded from an unusually quiet outing the previous week to make a significant impact in a performance that was shortened due to injury...Finished with two tackles (both solo, both for loss), a sack and a career-high two forced fumbles (that were recovered by the Packers) despite exiting the game just before halftime with a hamstring injury...First forced fumble came on a third-and-1 play with the Packers trailing 14-3 in the second quarter...The Bengals attempted a running play to the opposite side off of RT, but Matthews read the play and exploded down the line unblocked, flying in to nail RB BenJarvus Green-Ellis and jar the ball loose, where it was recovered by S M.D. Jennings and returned 24-yards for a TD...Triggered his first sack-fumble of the season on the Bengals' next drive when he surged upfield against LT Andrew Whitworth before coming back toward the pocket to drill QB Andy Dalton and knock the ball out, where it was recovered by LB Brad Jones...His pair of turnovers resulted in 10 points amidst a 30-point unanswered stretch by Green Bay in the second and third quarters.

►vs. **Detroit Lions (10/6)**: Started and appeared on 42 defensive plays before departing in the third quarter with a thumb injury...Finished with six tackles (three solo), his third sack of the season and a pass defended...Suffered the injury on the sack play when he came free off the edge and dropped QB Matthew Stafford for a 12-yard loss.

►at **Baltimore Ravens (10/13)**: Underwent surgery to repair his thumb following the Lions game and was rendered inactive.

22 Jerron McMillian, S, 2nd Year, Maine

2013 Season: Second-year man who continues to compete for playing time in the secondary and is also a factor on special teams...Has appeared

in all five games with two starts and tallied 16 tackles (14 solo) and a pass defended...Also has contributed a tackle on special teams.

►at **San Francisco 49ers (9/8)**: With regular starter Morgan Burnett sidelined by a hamstring injury, started at SS with M.D. Jennings shifting to FS and appeared on all 75 defensive plays, tallying seven tackles (six solo) during the game.

►vs. **Washington Redskins (9/15)**: Started at SS in the continued absence of Burnett and finished with five tackles (all solo).

►at **Cincinnati Bengals (9/22)**: Appeared on 12 defensive plays and finished with one assisted tackle and one pass defended...Broke up a third-down pass intended for TE Jermaine Gresham in the second quarter to force a punt.

►vs. **Detroit Lions (10/6)**: Relegated to reserve duty with Burnett returning to action...Appeared on 20 defensive plays and posted two solo tackles...Also added a tackle as a member of the kickoff coverage team, dropping WR Micheal Spurlock at the Detroit 16-yard line in the first quarter.

►at **Baltimore Ravens (10/13)**: Appeared on 22 defensive plays and had one solo tackle.

55 Andy Mulumba, LB, Rookie, Eastern Michigan

2013 Season: One of three non-drafted free agents to make the opening-day roster in 2013, joining S Chris Banjo and G Lane Taylor...A collegiate DE who has undertaken the conversion to OLB in the Packers' 3-4 defensive front, he has played in all five games and posted nine tackles (three solo) on defense and three on special teams.

►at **San Francisco 49ers (9/8)**: Made his professional debut on special teams, but did not record any statistics.

►vs. **Washington Redskins (9/15)**: Played on special teams, recording his first career coverage tackle on the punt team...Also saw his first action from scrimmage, appearing on eight defensive plays in the second half and recording an assisted tackle.

►at **Cincinnati Bengals (9/22)**: Participated on special teams, recording a solo tackle as a member of the kickoff coverage unit.

►vs. **Detroit Lions (10/6)**: Appeared on both defense and special teams...Entered the OLB rotation in the second half after LB Clay Matthews suffered a thumb injury and did not return...Appeared on 17 defensive plays and finished with a season-high three tackles (two solo)...Also tallied another special teams tackle as a member of the kickoff coverage unit.

►at **Baltimore Ravens (10/13)**: Saw extended action with Matthews sidelined with the thumb injury, appearing on 37 defensive plays and recording four tackles (three solo) and a pressure.

96 Mike Neal, DE/LB, 4th Year, Purdue

2013 Season: Multi-talented power player who began the season in a DE/OLB hybrid role that has him lining up in various places across the defensive front...Has seen the majority of his playing time as an OLB, having played in all five games with two starts (at LOLB) and registering 20 tackles (nine solo), a sack, an INT and a pass defended.

►at **San Francisco 49ers (9/8)**: Saw split action in his debut role as a hybrid OLB/DE, ultimately appearing on 45 defensive plays and finishing with a career-high seven tackles (two solo).

►vs. **Washington Redskins (9/15)**: Saw 33 snaps split almost evenly between the two positions and finished with three tackles (two solo) and also posted the first INT of his career...INT of QB Robert Griffin III came late in the second quarter when he carried TE Logan Paulsen down the seam before passing him to the safety...Turned back to see a ball carrom off of the hands of WR Joshua Morgan and into the air where he collected it and returned it 5 yards.

►at **Cincinnati Bengals (9/22)**: Saw action on 35 plays between the two positions and finished with two tackles (one solo).

►vs. **Detroit Lions (10/6)**: Had his finest performance as a pro, earning a defensive game ball after making his first career start at OLB and posting a career-high eight tackles (five solo, three for loss) and his first sack of the season...Beat RT Jason Fox on the Lions' two-minute drive before halftime, dropping QB Matthew Stafford for a 4-yard loss.

►at **Baltimore Ravens (10/13)**: Started at LOLB and played extensively with fellow OLB Clay Matthews sidelined with a thumb injury...Appeared on 51

defensive plays and was credited with a QB hit.

87 Jordy Nelson, WR, 6th Year, Kansas State

2013 Season: Sixth-year veteran wideout who has bounced back from an injury-plagued 2012 season to re-establish himself as the difference-making downfield force he was during his breakout 2011 campaign...Has started each of the first five games and leads the team with 484 receiving yards on 27 catches (17.9 avg.) and a team-leading four TDs.

▶**at San Francisco 49ers (9/8):** Despite missing all but one series of the preseason due to injury, he opened the regular season in stride, tying for a team high with seven catches for 130 yards (18.6 avg.) and a TD...Marked his 10th career 100-yard receiving game and the yardage output was his second highest ever in the regular season...Scored on an 8-yard slant from QB Aaron Rodgers late in the third quarter to tie the game at 21-21...Highlight catch came in the fourth quarter when he extended out over the sideline and kept both feet in bounds to secure a 37-yard pass from Rodgers at the San Francisco 13-yard line...The offense would score a TD four plays later to give Green Bay its first lead, 28-24.

▶**vs. Washington Redskins (9/15):** Had an efficient and impactful performance, contributing three catches for 66 yards (22.0 avg.) and two TDs in the 38-20 victory...Caught his first TD in the second quarter when he beat CB DeAngelo Hall on a skinny post to the end zone on a third-and-goal play from the 14-yard line...Second TD came in the third quarter when he twisted his body in the air to leap and secure a high back-shoulder throw by Rodgers in the end zone from 15 yards out, extended the Packers' lead to 31-0 (following PAT)...Also had his game-long 37-yard catch in the third quarter when he beat CB David Amerson down the sideline and hauled in the pass despite a defensive pass interference penalty on the play, setting up RB James Starks' 32-yard TD run on the ensuing play.

▶**at Cincinnati Bengals (9/22):** Had another productive day, finishing with team highs in both receptions (eight) and receiving yards (93)...Made another acrobatic sideline catch, this time on a 30-yard pass from Rodgers in the third quarter after getting behind CB Terence Newman and twisting his body to get both feet down in bounds...Set up a 7-yard TD pass from Rodgers to WR James Jones two plays later that extended the Green Bay lead to 30-14.

▶**vs. Detroit Lions (10/6):** Posted five catches for 82 yards (16.4 avg.)...Four of his catches moved the chains for first downs and his long grab of 31 yards came in the fourth quarter and was yet another acrobatic play along the sideline that saw him get both feet down in bounds in front of CB Rashean Mathis.

▶**at Baltimore Ravens (10/13):** Was the last man standing after fellow starting WRs Randall Cobb and James Jones departed with knee injuries before halftime, making his participation and contribution even more significant...Finished the game with four catches for a game-high 113 yards (28.3 avg.), highlighted by a 64-yard TD pass from Rodgers that helped put the game out of reach late in the third quarter...Made his first catch before halftime, beating CB Lardarius Webb to the inside on a 34-yard catch-and-run late in the second quarter...On the TD, gained an inside release and sped past Webb who had played up on a play-action run fake to the opposite side of the field...Raced into the secondary past both safeties and caught a perfectly placed throw from Rodgers at the Ravens' 10-yard line, going into the end zone to extend the lead to 16-3 (following PAT).

74 Marshall Newhouse, T, 4th Year, Texas Christian

2013 Season: Experienced OL who serves as the top backup at both tackle positions on the offensive line...Has appeared in all five games as a member of the placement protection units on special teams.

▶**at San Francisco 49ers (9/8):** Played in the game on special teams.

▶**vs. Washington Redskins (9/15):** Played on special teams.

▶**at Cincinnati Bengals (9/22):** Played on special teams.

▶**vs. Detroit Lions (10/6):** Played on special teams, including the FG protection unit that helped block for K Mason Crosby's franchise-record-tying five FGs during the game.

▶**at Baltimore Ravens (10/13):** Part of the protection unit on the placement team once again, helping to protect for each of Crosby's five FG attempts, including four conversions that helped him set the franchise record for the

most successful FGs over a two-game stretch (nine).

25 James Nixon, CB, 1st Year, California (Pa.)

2013 Season: Young speedster who was signed to the active roster from the Green Bay practice squad, Oct. 7...Made his NFL debut on special teams in the club's Week 6 contest at Baltimore.

▶**at Baltimore Ravens (10/13):** Made his NFL debut on special teams, but did not record any statistics.

51 Nate Palmer, LB, Rookie, Illinois State

2013 Season: Newcomer seeking to make the transition from collegiate DE to professional OLB in the Packers' 3-4 defensive front...Has appeared in two games, mostly on special teams but also in a reserve role at OLB.

▶**at San Francisco 49ers (9/8):** Inactive.

▶**vs. Washington Redskins (9/15):** Inactive.

▶**at Cincinnati Bengals (9/22):** Made his NFL debut on special teams, but did not record any statistics.

▶**vs. Detroit Lions (10/6):** Inactive.

▶**at Baltimore Ravens (10/13):** Returned to the lineup with starting OLB Clay Matthews (thumb) sidelined, appearing on special teams and also seeing the first scrimmage action of his career...Appeared on eight defensive plays, but did not record any statistics.

53 Nick Perry, LB, 2nd Year, Southern California

2013 Season: Top draft choice in 2012 who continues to make the transition from playing defensive end in college to stand-up outside linebacker at the pro level...Has flashed an improved pass rush array in the season's early going and has appeared in all five games with four starts and posted 24 tackles (15 solo), a career-high three sacks, two forced fumbles and a pass defended.

▶**at San Francisco 49ers (9/8):** Returned to action and started his second consecutive season opener at LOLB, participating on 51 plays and posting four tackles (three solo).

▶**vs. Washington Redskins (9/15):** Posted four tackles (two solo) and the first pass defended of his career...Capped a second-quarter rush by deflecting on a pass at the line of scrimmage that fell incomplete on third down and forced a Redskins punt.

▶**at Cincinnati Bengals (9/22):** Started at LOLB and participated on 47 plays, finishing with five tackles (two solo).

▶**vs. Detroit Lions (10/6):** Appeared on 39 defensive plays and delivered his most impactful performance as a pro, earning one of the defensive game balls after tallying five tackles (three solo, two for loss), a career-high two sacks and a forced fumble during the game...On his first sack, ripped his way underneath LT Riley Reiff, fighting his way through to drop QB Matthew Stafford for a 7-yard loss...Second sack included the forced fumble when he again fought past Reiff and stripped Stafford, though the ball was recovered by the Lions for a 9-yard loss.

▶**at Baltimore Ravens (10/13):** Started at ROLB with veteran OLB Clay Matthews sidelined due to a thumb injury...Appeared on 33 plays and finished with six tackles (five solo), a sack and a forced fumble...Sack came just before halftime when he ripped his way past LT Eugene Monroe and stripped QB Joe Flacco of the ball from behind...The ball was recovered by DE Datone Jones, who managed a 20-yard return to set up a 31-yard FG by K Mason Crosby on the final play of the first half.

79 Ryan Pickett, DE, 13th Year, Ohio State

2013 Season: Veteran DL in his 13th NFL season and eighth in Green Bay as a primary run-stuffer and unsung leader on the defensive line...Has started each of the first five games and posted 13 tackles (four solo) and two passes defended.

▶**at San Francisco 49ers (9/8):** Started at NT and helped set the tone for what was a strong showing up front for the run defense...Contributed five tackles (two solo) and consistently tied up blockers as the Packers' front limited San Francisco to 90 yards rushing on 34 attempts (2.6 avg.) during the game.

▶**vs. Washington Redskins (9/15):** Started and appeared on 16 plays...Tallied his first pass defended of the season when he deflected a ball at the line of

scrimmage in the first quarter.

► **at Cincinnati Bengals (9/22):** Appeared on 25 plays and posted three tackles (one solo) and his second pass defended in as many weeks...Batted a QB Andy Dalton pass down at the line of scrimmage, giving him more pass break-ups in three games of 2013 than he had in all of 2012.

► **vs. Detroit Lions (10/6):** Started and saw time on 21 plays, finishing with three tackles (one solo).

► **at Baltimore Ravens (10/13):** Started and saw action on 21 plays, recording two assisted tackles and helping to lead a run defense that yielded just 47 yards on 22 attempts (2.1 avg.) during the game.

81 Andrew Quarless, TE, 4th Year, Penn State

2013 Season: Reserve TE who has returned to action after missing the entire 2012 season as he continued his rehabilitation from a significant knee injury...Has played in all five games with one start, contributing as a blocker both in-line and out of the backfield, and also in the receiving game where he has four catches for 28 yards (7.0 avg.).

► **at San Francisco 49ers (9/8):** Played in the game on both offense and special teams, but did not record any statistics.

► **vs. Washington Redskins (9/15):** Started the game as the lone TE and appeared on 33 plays, contributing in both the running and passing games...Made a 7-yard reception in the second quarter, his first reception since Dec. 4, 2011, at the N.Y. Giants...Also made a key block on James Starks' 32-yard TD run in the third quarter...On the play, lined up in the backfield and lead through the hole, clearing LB Perry Riley Jr. and freeing Starks to the second level on a TD that would extend the Green Bay lead to 38-7.

► **at Cincinnati Bengals (9/22):** Saw extended action after starter Jermichael Finley departed following the opening offensive series with a concussion, appearing on 43 plays and making three catches for 21 yards (7.0 avg.).

► **vs. Detroit Lions (10/6):** Played on both offense and special teams, but did not record any statistics.

► **at Baltimore Ravens (10/13):** Made marked contributions as a blocker during the hard-fought victory...Stayed in as part of the protection unit and blocked DT Arthur Jones on QB Aaron Rodgers' 64-yard TD pass to WR Jordy Nelson late in the third quarter...As a lead blocker in the run game, also walled off DT Haloti Ngata on a 17-yard run by RB Eddie Lacy earlier in the game.

90 B.J. Raji, DT, 5th Year, Boston College

2013 Season: Versatile, playmaking DT who has started each of the first five games and posted 14 tackles (six solo).

► **at San Francisco 49ers (9/8):** Contributed to a run defense that delivered a strong debut performance against the 49ers...Posted four tackles (three solo) in helping to limit San Francisco to 90 yards on 34 carries (2.6 avg.).

► **vs. Washington Redskins (9/15):** Posted two tackles (both solo).

► **at Cincinnati Bengals (9/22):** Started and appeared on a defensive-line-leading 31 plays, collecting three assisted tackles.

► **vs. Detroit Lions (10/6):** Started and participated on a defensive-line-leading 34 plays, finishing with two assisted tackles and helping to key a run defense that limited the Lions to just 64 yards on 19 attempts (3.4 avg.).

► **at Baltimore Ravens (10/13):** Started an appeared on 39 plays, finishing with three tackles (one solo, one for loss) and a pressure...Recorded the TFL in the first quarter when he knifed between C and LG and dropped RB Bernard Pierce for a 3-yard loss.

28 Sean Richardson, S, 2nd Year, Vanderbilt

• Opens the 2013 season on the reserve/physically unable to perform list as he continues to recovery from offseason surgery on his neck.

• One of four non-drafted free agents to emerge from training camp to make the team's opening-day roster in 2012.

• Battled a hamstring injury early in the 2012 regular season before appearing in five games, but then suffered the neck injury that landed him on injured reserve, Dec. 1.

12 Aaron Rodgers, QB, 9th Year, California

2013 Season: Pro Bowl QB enjoying his sixth season as the starter under center for the Packers...For the season, has completed 118 of 184 attempts (64.1 pct.) for 1,646 yards, 10 TDs and four INTs...Has also carried 18 times for 63 yards (3.5 avg.)...Was named the NFC Offensive Player of the Week for his Week 2 outing against Washington in which he tied the franchise record with 480 yards passing and threw four TDs with no INTs.

► **at San Francisco 49ers (9/8):** Despite seeing limited action in the preseason, got the offense off to a strong start in the season opener on the road, completing 21 of 37 passes for 333 yards and three TDs with one INT...The yardage total tied a franchise record for a Packers QB in a season opener, equaling the mark reached by both Lynn Dickey (1983) and Brett Favre (1999)...Passing efforts produced a pair of 100-yard WRs as both Randall Cobb and Jordy Nelson eclipsed the century mark...INT came after an on-target throw was mishandled by TE Jermichael Finley and collected by S Eric Reid...Also rushed twice for 13 yards (6.5 avg.), including a key 6-yard keeper off of left end to convert a third-and-1 and extend a tying TD drive in the third quarter.

► **vs. Washington Redskins (9/15):** Had what was statistically one of the most dominating performances of his career, throwing for a career-high and franchise-record-tying 480 yards on 34-of-42 passing with four TDs and no INTs...Guided an offense that overcame a rocky start to mount three consecutive TD drives in the first half en route to a 24-0 halftime lead...His 335 yards and 26 completions in the first half were both career highs for a half and he became the first QB since New England's Tom Brady in 2009 to throw for 335-plus yards and three-plus TDs in the first half...Directed a balanced attack that also featured a 132-yard rushing performance by RB James Starks, making him and Rodgers the first pair of teammates in NFL history to eclipse the 450-yard passing and 125-yard rushing benchmarks in the same game...Became just the second QB in NFL history to throw for 480-plus yards, four-plus TDs and zero INTs in a game (Y.A. Tittle, Oct. 28, 1962)...The completion total tied his personal best and his 81.0 completion percentage set a franchise record for a QB with more than 40 attempts in a game...The offense's 580-yard output was the second-highest single-game effort in franchise history and the game marked his franchise-record third with more than 400 yards passing.

► **at Cincinnati Bengals (9/22):** Had a statistically off day by his standards, completing 26 of 43 attempts for 244 yards a TD and two INTs during the game...Marked the first regular-season game in which he'd thrown more than one INT since Oct. 24, 2010...Lost Finley to a concussion following the first offensive series and also saw the only two active RBs, Starks (knee) and rookie Johnathan Franklin (ankle) depart with injuries of their own at different points during the game...Still managed to lead three TD drives and mount a 30-14 lead, but was beset by the pair of second-half INTs and a fourth-quarter fumble by Franklin that was returned for a score.

► **vs. Detroit Lions (10/6):** Guided the offense to a steady performance that included six scoring drives (one TD, five FGs)...Completed 20 of 30 attempts for 274 yards and a TD with no INTs...Yardage mark brought his season total to 1,331 yards, setting a new franchise record for the most by a Green Bay QB in the first four games of the season...Connected with WR James Jones on an 83-yard TD pass in the third quarter, hitting him in stride at the 46-yard line along the left side and watching the WR go the rest of the way for the TD, extending the Packers lead to 16-3 (following PAT)...Marked his 12th TD pass of 70-plus yards since 2008, the most in the NFL over that span and the second most in team history (Brett Favre - 15).

► **at Baltimore Ravens (10/13):** Was once again forced to endure lineup changes on offense that came as a result of injuries, losing top receiving targets Cobb and Jones to knee injuries in the first half...Hung on to complete 17 of 32 attempts for 315 yards and a TD with one INT in a hard-fought victory on the road against the defending Super Bowl champions...Made critical throws in the second half to help the Packers extend and maintain their lead, highlighted by a perfectly placed 64-yard TD bomb to Nelson late in the third quarter that pushed the Green Bay lead to 16-3 (following PAT)...All but sealed the game late in the fourth quarter with a clutch third-down conversion on a throw over the middle to TE Jermichael Finley, a play that ruptured into a 52-yard gain downfield.

78 Derek Sherrod, T, 3rd Year, Mississippi State

- Opens the 2013 season on the reserve/physically unable to perform list, having spent the last year and a half rehabilitating a broken leg suffered in Week 15 of 2011.
- Appeared in five games as a rookie in 2011, seeing time at tackle with injuries to veteran LT Chad Clifton and second-year RT Bryan Bulaga.
- Saw his most significant action in Week 5 at Atlanta when he played RT for most of the game with Bulaga sidelined and Clifton exiting on the second series.
- Was a first-team All-America selection by CBSSports.com and Rivals.com in 2010 and earned first-team All-SEC honors from the coaches and the media.

37 Sam Shields, CB, 4th Year, Miami

2013 Season: Solidified starter on the outside for the Green Bay defense who regularly matches up with the opponent's top wide receiver on game-day...For the season, has started all five games and tallied 28 tackles (25 solo), an INT and a team-leading 10 passes defended.

▶**at San Francisco 49ers (9/8):** Started at RCB and appeared on all 75 defensive plays, posting a career-high 11 tackles (10 solo) and a team-leading three passes defended...Used his noted speed to recover and break up a deep third-down throw to WR Kyle Williams along the sideline in the fourth quarter, swatting the ball away as it arrived to force a San Francisco punt.

▶**vs. Washington Redskins (9/15):** Was awarded one of the defense's game balls after finishing with a team-high nine tackles (eight solo) and a career-high four passes defended.

▶**at Cincinnati Bengals (9/22):** Met the challenge of facing one of the NFL's elite WRs in Bengals standout A.J. Green and was part of a concerted effort that limited him to just four catches for 46 yards (11.5 avg.) during the game...Contributed four tackles (three solo) and made his first INT of the young season...Made the pick at a critical time with the Packers trailing 14-0 late in the first quarter...Was matched in man-coverage with Green along the sideline, playing the WR perfectly on a quick-out to the sideline, before stepping in front of QB Andy Dalton's throw and being pushed out of bounds...The turnover led to a K Mason Crosby FG and the first three of the Packers' 30 unanswered points.

▶**vs. Detroit Lions (10/6):** Started and was on the field for all 67 defensive plays, finishing with three tackles (all solo) and a pair of passes defended.

▶**at Baltimore Ravens (10/13):** Part of an effort that helped limit explosive WR Torrey Smith to just one catch for 12 yards, despite entering the game ranked No. 3 in the NFL in receiving yards...Appeared on 63 plays and finished with one solo tackle.

71 Josh Sitton, G, 6th Year, Central Florida

2013 Season: Standout OL who has settled in following a switch to LG after playing his first five seasons on the right side...Has opened each of the first five games at LG.

▶**at San Francisco 49ers (9/8):** Made his first career start at LG, after spending his first five seasons at RG...Faced with the difficult challenge of blocking All-Pro DE Justin Smith for the bulk of the game...Helped contribute to an offense that put together four TD drives and 385 yards of offense, and surrendered just two sacks during the game...Made a key block on LB NaVorro Bowman in the open field on a screen pass to RB Eddie Lacy in the first quarter, igniting what was eventually a 31-yard gain to the 49ers' 5-yard line.

▶**vs. Washington Redskins (9/15):** Despite being limited during the practice week by a back injury, started the game and participated on all 70 offensive plays...Part of a line that quickly rebounded from a challenging start to produce an overall dominating performance in the home opener...Helped block for an offense that rolled up 580 total yards, the second-highest single-game total in franchise history...Allowed QB Aaron Rodgers time to complete 34 of 42 attempts for a career-high 480 yards and four TDs, while also clearing lanes for RB James Starks to gain 132 yards on 20 carries (6.6 avg.), making the tandem the first pair of teammates in NFL history to eclipse the 450-yard passing and 125-yard rushing plateaus in the same game...Made an excellent drive-block on DE Stephen Bowen on Starks' 32-yard TD run in the third quarter, clearing the path for a scoring

play that was sparked directly by his effort.

▶**at Cincinnati Bengals (9/22):** Started at LG and faced the task of blocking the talented DT tandem of Geno Atkins and Domata Peko for much of the game, helping to limit the standout Atkins to zero tackles...Blocked for an offense that once again found success running the ball, with 30 attempts for 182 yards (6.1 avg.) and a TD...Opened holes for rookie RB Johnathan Franklin to become the Packers' second 100-yard rusher in as many weeks as he carried 13 times for 103 yards (7.9 avg.) and a TD in the second half, the first time the Packers had back-to-back 100-yard rushers since Weeks 16-17 of the 2007 season.

▶**vs. Detroit Lions (10/6):** Was the recipient of one of the offensive game balls for his dominating performance against the Lions' talented interior DL...Part of an offense that produced 449 yards on 64 plays (7.0 average) and put together six scoring drives (five FGs, one TD)...Offensive performance was highlighted by a running game that churned out 180 yards on 33 attempts (5.5 avg.)...Had a key block on DT Ndamukong Suh on WR Randall Cobb's game-long 67-yard burst off of LT in the third quarter, keeping Suh inside to create the lane used by Cobb to escape into the secondary.

▶**at Baltimore Ravens (10/13):** Started at LG and helped the offense grind out what was at times a physically dominating performance up front against a talented Baltimore defense in a hostile road environment...Blocked for what was yet another productive day for the run game, an outing that saw Lacy run for 120 yards on 23 attempts (5.2 avg.), and the offense as a whole gain 140 yards on the ground on 30 attempts (4.7 avg.)...Pinned DT Chris Canty to the inside on Lacy's 37-yard cutback off the left side on the game's second play...Also maintained good protection on DE DeAngelo Tyson on Rodgers' 64-yard TD pass to WR Jordy Nelson late in the third quarter, a play that extended the Green Bay lead to 16-3 (following PAT) and was a big part of another 300-yard passing day for Rodgers.

44 James Starks, RB, 4th Year, Buffalo

2013 Season: Powerful ballcarrier who has appeared in the season's first three games before suffering a knee injury at Cincinnati that sidelined him for Weeks 5-6...For the season has played in three games with one start and carries 34 times for 187 yards (5.5 avg.) and a TD and made five catches for 44 yards (8.8 avg.).

▶**at San Francisco 49ers (9/8):** Spelled starter Eddie Lacy in the first half, appearing on two series in the second quarter and recording one catch for 8 yards.

▶**vs. Washington Redskins (9/15):** Came off the bench in the first quarter in relief of an injured Lacy (head), to deliver the strongest performance of his career...Carried 20 times for a career-high 132 yards (6.6 avg.) and a TD, snapping a streak of 45 games without a 100-yard rusher for the Packers...Joined QB Aaron Rodgers (480 passing yards) and the first pair of teammates in NFL history to eclipse the 450-yard passing and 125-yard rushing marks in the same game...Also became the first pair of Packers teammates to ever surpass the 400-yard passing and 100-yard rushing thresholds...Rushing yardage total was the most by a Packer since RB Ryan Grant had 137 on Dec. 13, 2009, at Chicago...Exploded for a 32-yard TD run in the third quarter that extended the Packers lead to 38-7, following his blocks near the line of scrimmage before breaking a pair of tackles in the secondary on his way to the end zone...Also fared well in the passing game, making four catches for 36 yards (9.0 avg.) and assisting in protection, where his pickup of a S Reed Doughty blitz in the third quarter allowed Rodgers time to find WR Jordy Nelson in the end zone for a 15-yard TD.

▶**at Cincinnati Bengals (9/22):** Picked up where he left off the previous week running the football, carrying 14 times for 55 yards (3.9 avg.) in the first half...Suffered a knee injury just before halftime and was held out for the remainder of the game.

▶**vs. Detroit Lions (10/6):** Missed the week of practice due to the knee injury and was inactive on gameday.

▶**at Baltimore Ravens (10/13):** Inactive.

65 Lane Taylor, G, Rookie, Oklahoma State

2013 Season: One of three non-drafted rookie free agents to make the opening-day roster, he entered the gameday lineup in Week 5 after an injury to G Greg Van Roten (foot)...Has played in two games on special teams.

- ▶ **at San Francisco 49ers (9/8):** Inactive.
- ▶ **vs. Washington Redskins (9/15):** Inactive.
- ▶ **at Cincinnati Bengals (9/22):** Inactive.
- ▶ **vs. Detroit Lions (10/6):** Made his NFL debut on special teams.
- ▶ **at Baltimore Ravens (10/13):** Played on special teams.

82 Ryan Taylor, TE, 3rd Year, North Carolina

2013 Season: One of the leaders of the club's special teams and a reserve contributor on offense...Has played in all five games and recorded a career-high two catches for 11 yards (5.5 avg.).

- ▶ **at San Francisco 49ers (9/8):** Played in the game on special teams, but did not record any statistics.
- ▶ **vs. Washington Redskins (9/15):** Played on special teams and saw time on six offensive plays, but did not record any statistics.
- ▶ **at Cincinnati Bengals (9/22):** Saw the most extended action of his career from scrimmage after starting TE Jermichael Finley exited after the first offensive series with a concussion...Appeared on 34 plays and made a career-high two catches for 11 yards (5.5 avg.).
- ▶ **vs. Detroit Lions (10/6):** Appeared on both offense and special teams, but did not record any statistics.
- ▶ **at Baltimore Ravens (10/13):** Made an impact play on special teams, blocking the first punt of his career in the second quarter...With the Ravens punting from their own 30-yard line, came through unblocked off the line and raced past punt protector S Anthony Levine...Dove forward and deflected P Sam Koch's kick, but it bounced toward the line of scrimmage where it was mishandled by FB John Kuhn and the possession was awarded back to Baltimore.

73 JC Tretter, T, Rookie, Cornell

- Rookie OL who will begin the season on the reserve/physically unable to perform list after suffering a significant ankle injury in the first practice of the Organized Team Activities in the spring.
- Chosen by Green Bay with the second of three fourth-round draft picks in 2013. Selected with 122nd overall pick.
- A four-year letterman and two-year starter for the Big Red who grew from a 238-pound freshman tight end to a 300-pound All-American left tackle during his time on campus and appeared in 40 games during his career.
- Earned unanimous first-team All-Ivy League honors, and was a first-team All-American (Football Championship Subdivision) selection by the *NFL Draft Report* as a senior in 2012.

64 Greg Van Roten, G/C, 2nd Year, Pennsylvania

2013 Season: Top backup along the interior who added the center position to his repertoire during the offseason program this spring...Had appeared in each of the first three games, but suffered a foot injury in practice following the bye week and has been inactive in Weeks 5-6.

- ▶ **at San Francisco 49ers (9/8):** Played on special teams.
- ▶ **vs. Washington Redskins (9/15):** Played on special teams.
- ▶ **at Cincinnati Bengals (9/22):** Played on special teams.
- ▶ **vs. Detroit Lions (10/6):** Suffered a foot injury in practice during the week and was inactive on gameday.
- ▶ **at Baltimore Ravens (10/13):** Inactive.

9 Seneca Wallace, QB, 10th Year, Iowa State

2013 Season: Signed by Green Bay on Sept. 2 to serve as the primary backup to QB Aaron Rodgers...Veteran who spent time with both New Orleans and San Francisco during the 2013 preseason after sitting out the 2012 regular season.

- ▶ **at San Francisco 49ers (9/8):** Dressed for the game as the team's No. 2 QB, but did not play.
- ▶ **vs. Washington Redskins (9/15):** Did not play.
- ▶ **at Cincinnati Bengals (9/22):** Did not play.
- ▶ **vs. Detroit Lions (10/6):** Did not play.
- ▶ **at Baltimore Ravens (10/13):** Did not play.

38 Tramon Williams, CB, 7th Year, Louisiana Tech

2013 Season: Elder statesman in the secondary, a one time non-drafted

free agent and practice-squad player who has gone on to appear in nearly 100 games for the Packers since 2007...For the season, has started all five games and posted 26 tackles (14 solo), a sack and five passes defended.

- ▶ **at San Francisco 49ers (9/8):** Joined fellow CB Sam Shields by appearing on all 75 defensive plays, starting at LCB and posting three tackles (two solo) and a pass defended...Jumped an out pattern by TE Vernon Davis on the 49ers' second offensive play of the game, breaking up the throw and nearly collecting his first INT of the season.
- ▶ **vs. Washington Redskins (9/15):** Started at CB and finished with eight tackles (six solo), two passes defended and a QB hit...Rotated between playing on the outside and also in the slot in the continued absence of regular nickel CB Casey Hayward (hamstring).
- ▶ **at Cincinnati Bengals (9/22):** Appeared on all 56 defensive plays and finished with three tackles (all solo, one for loss) and a sack...Part of a concerted effort by the secondary to limit Pro Bowl WR A.J. Green, who finished the game with just four catches for 46 yards (11.5 avg.)...Made the third sack of his career in the third quarter when he blitzed from the slot, crashing between RT and RG to drop QB Andy Dalton for an 8-yard loss...Marked his first sack since Sept. 27, 2010, at Chicago.
- ▶ **vs. Detroit Lions (10/6):** Started and appeared on all 67 defensive plays, finishing with eight tackles (two solo) and two passes defended.
- ▶ **at Baltimore Ravens (10/13):** Played all 63 defensive plays and finished with four tackles (one solo).

98 C.J. Wilson, DE, 4th Year, East Carolina

2013 Season: Reserve DL who has been in and out of the lineup in the early part of the season due to lineup shuffling and added depth at the position...Has appeared in three games and recorded six tackles (two solo).

- ▶ **at San Francisco 49ers (9/8):** Saw 20 snaps as a part of the defensive-line rotation...Part of a concerted effort to stop the 49ers' powerful running game, an outing that saw them finish with just 90 yards on 34 carries (2.6 avg.).
- ▶ **vs. Washington Redskins (9/15):** Inactive.
- ▶ **at Cincinnati Bengals (9/22):** Returned to the gameday lineup, appearing on 11 defensive plays and posting an assisted tackle.
- ▶ **vs. Detroit Lions (10/6):** Inactive.
- ▶ **at Baltimore Ravens (10/13):** Returned to the gameday lineup and saw action on 10 plays, tallying three tackles (two solo).

99 Jerel Worthy, DE, 2nd Year, Michigan State

- Opens the 2013 season on the reserve/physically unable to perform list after suffering a significant knee injury late in the fourth quarter of the team's 2012 regular-season finale at Minnesota.
- Became a regular part of the defensive-line rotation early on in 2012, playing extensively in the sub-defenses and also contributing as a defensive end in the base 3-4.
- Appeared in 14 games with four starts and made 23 tackles (11 solo), in addition to 2½ sacks and a forced fumble.

National Football League Game Summary

NFL Copyright © 2013 by The National Football League. All rights reserved. This summary and play-by-play is for the express purpose of assisting media in their coverage of the game; any other use of this material is prohibited without the written permission of the National Football League. Updated: 10/14/2013

Date: Sunday, 10/13/2013

Green Bay Packers at Baltimore Ravens

Start Time: 1:02 PM EST

at M&T Bank Stadium, Baltimore, Md.

Game Day Weather

Game Weather: Cloudy

Temp: 61° F (16.1° C) Humidity: 83%, Wind: NE 10 mph

Played Outdoor on Turf: Sportexe Momentum 51

Outdoor Weather: Cloudy, Wind Chill: n/a

Officials

Referee: Steratore, Gene (114)

Umpire: Schuster, Bill (129)

Head Linesman: Mackie, Wayne (106)

Line Judge: Seeman, Jeff (45)

Side Judge: Weatherford, Mike (116)

Field Judge: Waggoner, Bob (25)

Back Judge: Paganelli, Carl (124)

Replay Official: Weidner, Paul

Lineups

Green Bay Packers

Baltimore Ravens

Offense		Defense	
WR 87	J.Nelson	LDE 90	B.Raji
LT 69	D.Bakhtiari	NT 79	R.Pickett
LG 71	J.Sitton	RDE 97	J.Jolly
C 62	E.Dietrich-Smith	LOLB 96	M.Neal
RG 70	T.Lang	BLB 50	A.Hawk
RT 67	D.Barclay	MLB 57	J.Lattimore
TE 88	J.Finley	ROLB 53	N.Perry
WR 18	R.Cobb	LCB 38	T.Williams
WR 89	J.Jones	SS 42	M.Burnett
QB 12	A.Rodgers	FS 43	M.Jennings
RB 27	E.Lacy	RCB 37	S.Shields

Offense		Defense	
WR 82	T.Smith	NT 92	H.Ngata
LT 60	E.Monroe	DE 99	C.Canty
LG 72	K.Osemele	RUSH 55	T.Suggs
C 66	G.Gradkowski	WILL 56	J.Bynes
RG 73	M.Yanda	MIKE 51	D.Smith
RT 74	M.Oher	SAM 58	E.Dumervil
T 71	R.Wagner	LCB 21	L.Webb
TE 86	B.Bajema	SS 32	J.Ihedigbo
WR 14	M.Brown	FS 26	M.Elam
QB 5	J.Flacco	RCB 22	J.Smith
RB 27	R.Rice	CB 24	C.Graham

Substitutions

Substitutions

K 2 M.Crosby, P 8 T.Masthay, WR 11 J.Boykin, S 22 J.McMillian, RB 23 J.Franklin, CB 25 J.Nixon, FB 30 J.Kuhn, CB 31 D.House, S 32 C.Banjo, CB 33 M.Hyde, RB 34 M.Hill, LB 51 N.Palmer, LB 55 A.Mulumba, LB 58 S.Barrington, LS 61 B.Goodie, G 65 L.Taylor, T 74 M.Newhouse, DE 76 M.Daniels, TE 81 A.Quarless, TE 82 R.Taylor, TE 86 B.Bostick, DE 95 D.Jones, DE 98 C.Wilson

P 4 S.Koch, K 9 J.Tucker, WR 12 J.Jones, WR 17 T.Doss, CB 23 Ch.Brown, S 29 M.Huff, RB 30 B.Pierce, S 36 J.Miles, FB 40 K.Juszczyk, S 41 A.Levine, FB 44 V.Leach, LS 46 M.Cox, ILB 50 A.McClellan, ILB 59 A.Brown, C 68 A.Shipley, WR 83 D.Thompson, TE 84 E.Dickson, TE 87 D.Clark, OLB 90 P.McPhee, OLB 91 C.Upshaw, DE 93 D.Tyson, DT 97 A.Jones, DT 98 B.Williams

Did Not Play

Did Not Play

QB 9 S.Wallace

QB 2 T.Taylor

Not Active

Not Active

CB 24 J.Bush, CB 29 C.Hayward, RB 44 J.Starks, LB 52 C.Matthews, LB 59 B.Jones, G/C 64 G.Van Roten, DE 93 J.Boyd

NT 62 T.Cody, G/T 76 J.Reid, C 77 R.Jensen, T 78 B.McKinnie, WR 80 B.Stokley, OLB 94 J.Simon, DE 96 M.Spears

Field Goals (made () & missed)

M.Crosby (45) 44WR (31) (50) (31)

J.Tucker (23)

		1	2	3	4	OT	Total
VISITOR:	Green Bay Packers	3	3	10	3	0	19
HOME:	Baltimore Ravens	0	0	3	14	0	17

Scoring Plays

Team	Qtr	Time	Play Description (Extra Point) (Drive Info)	Visitor	Home
Packers	1	13:11	M.Crosby 45 yd. Field Goal (6-53, 1:49)	3	0
Packers	2	0:00	M.Crosby 31 yd. Field Goal (1-0, 0:02)	6	0
Packers	3	6:06	M.Crosby 50 yd. Field Goal (6-38, 3:04)	9	0
Ravens	3	4:34	J.Tucker 23 yd. Field Goal (5-60, 1:32)	9	3
Packers	3	2:12	J.Nelson 64 yd. pass from A.Rodgers (M.Crosby kick) (4-80, 2:22)	16	3
Ravens	4	11:52	J.Jones 11 yd. pass from J.Flacco (J.Tucker kick) (10-80, 5:20)	16	10
Packers	4	4:17	M.Crosby 31 yd. Field Goal (12-72, 7:35)	19	10
Ravens	4	2:04	D.Clark 18 yd. pass from J.Flacco (J.Tucker kick) (6-90, 2:13)	19	17

Paid Attendance: 71,319

Time: 3:07

Green Bay Packers vs Baltimore Ravens
10/13/2013 at M&T Bank Stadium

Final Individual Statistics

Green Bay Packers

Baltimore Ravens

RUSHING						RUSHING					
	ATT	YDS	AVG	LG	TD		ATT	YDS	AVG	LG	TD
E.Lacy	23	120	5.2	37	0	R.Rice	14	34	2.4	11	0
A.Rodgers	5	21	4.2	12	0	B.Pierce	6	9	1.5	10	0
J.Kuhn	1	2	2.0	2	0	J.Flacco	1	6	6.0	6	0
J.Franklin	1	-3	-3.0	-3	0	M.Brown	1	-2	-2.0	-2	0
Total	30	140	4.7	37	0	Total	22	47	2.1	11	0

PASSING									PASSING								
	ATT	CMP	YDS	SK/YD	TD	LG	IN	RT		ATT	CMP	YDS	SK/YD	TD	LG	IN	RT
A.Rodgers	32	17	315	3/17	1	64	1	84.8	J.Flacco	34	20	342	5/29	2	63	0	112.6
Total	32	17	315	3/17	1	64	1	84.8	Total	34	20	342	5/29	2	63	0	112.6

PASS RECEIVING								PASS RECEIVING							
	TAR	REC	YDS	AVG	LG	TD		TAR	REC	YDS	AVG	LG	TD		
J.Nelson	10	4	113	28.3	64	1	T.Doss	6	4	99	24.8	63	0		
R.Cobb	4	4	53	13.3	18	0	D.Clark	6	4	81	20.3	45	1		
J.Finley	7	3	75	25.0	52	0	M.Brown	7	3	71	23.7	59	0		
J.Kuhn	2	2	9	4.5	8	0	R.Rice	4	3	15	5.0	11	0		
J.Boykin	6	1	43	43.0	43	0	J.Jones	2	2	42	21.0	31	1		
J.Jones	1	1	10	10.0	10	0	B.Pierce	2	2	22	11.0	14	0		
J.Franklin	1	1	7	7.0	7	0	T.Smith	4	1	12	12.0	12	0		
E.Lacy	1	1	5	5.0	5	0	B.Bajema	1	1	0	0.0	0	0		
							V.Leach	2	0	0	0.0	0	0		
Total	32	17	315	18.5	64	1	Total	34	20	342	17.1	63	2		

INTERCEPTIONS							INTERCEPTIONS						
	NO	YDS	AVG	LG	TD		NO	YDS	AVG	LG	TD		
Total	0	0	0	0	0	J.Smith	1	0	0.0	0	0		
						Total	1	0	0.0	0	0		

PUNTING								PUNTING							
	NO	YDS	AVG	NET	TB	IN20	LG		NO	YDS	AVG	NET	TB	IN20	LG
T.Masthay	6	329	54.8	41.8	2	0	61	S.Koch	9	375	41.7	31.9	1	2	61
Total	6	329	54.8	41.8	2	0	61	Total	9	375	41.7	31.9	1	2	61

PUNT RETURNS								PUNT RETURNS							
	NO	YDS	AVG	FC	LG	TD		NO	YDS	AVG	FC	LG	TD		
M.Hyde	5	68	13.6	0	23	0	T.Doss	1	38	38.0	1	38	0		
J.Kuhn	1	0	0.0	0	0	0	J.Jones	1	0	0.0	0	0	0		
R.Cobb	0	0	0.0	1	0	0	[DOWNED]	1	0	0.0	0	0	0		
[DOWNED]	1	0	0.0	0	0	0	[TOUCHBACK]	2	0	0.0	0	0	0		
[TOUCHBACK]	1	0	0.0	0	0	0									
Total	6	68	11.3	1	23	0	Total	2	38	19.0	1	38	0		

KICKOFF RETURNS								KICKOFF RETURNS							
	NO	YDS	AVG	FC	LG	TD		NO	YDS	AVG	FC	LG	TD		
M.Hill	1	19	19.0	0	19	0	J.Jones	4	102	25.5	0	35	0		
[TOUCHBACK]	3	0	0.0	0	0	0	[TOUCHBACK]	1	0	0.0	0	0	0		
Total	1	19	19.0	0	19	0	Total	4	102	25.5	0	35	0		

Green Bay Packers

FUMBLES	FUM	LOST	OWN-REC	YDS	TD	FORCED	OPP-REC	YDS	TD	OUT-BDS
A.Rodgers	2	0	0	0	0	0	0	0	0	0
J.Kuhn	1	1	0	0	0	0	0	0	0	0
D.Barclay	0	0	1	0	0	0	0	0	0	0
J.Boykin	0	0	1	0	0	0	0	0	0	0
M.Hyde	0	0	0	0	0	1	0	0	0	0
N.Perry	0	0	0	0	0	1	0	0	0	0
D.Jones	0	0	0	0	0	0	1	20	0	0
Total	3	1	2	0	0	2	1	20	0	0

Baltimore Ravens

FUMBLES	FUM	LOST	OWN-REC	YDS	TD	FORCED	OPP-REC	YDS	TD	OUT-BDS
J.Flacco	2	1	0	0	0	0	0	0	0	0
V.Leach	0	0	1	0	0	0	0	0	0	0

Green Bay Packers vs Baltimore Ravens
10/13/2013 at M&T Bank Stadium

Final Individual Statistics

E.Dumervil	0	0	0	0	0	2	0	0	0	0
J.Ihedigbo	0	0	0	0	0	0	1	0	0	0
Total	2	1	1	0	0	2	1	0	0	0

Final Team Statistics

	Visitor Packers	Home Ravens
TOTAL FIRST DOWNS	15	15
By Rushing	6	2
By Passing	9	11
By Penalty	0	2
THIRD DOWN EFFICIENCY	6-17-35%	2-14-14%
FOURTH DOWN EFFICIENCY	0-0-0%	1-2-50%
TOTAL NET YARDS	438	360
Total Offensive Plays (inc. times thrown passing)	65	61
Average gain per offensive play	6.7	5.9
NET YARDS RUSHING	140	47
Total Rushing Plays	30	22
Average gain per rushing play	4.7	2.1
Tackles for a loss-number and yards	3-5	5-12
NET YARDS PASSING	298	313
Times thrown - yards lost attempting to pass	3-17	5-29
Gross yards passing	315	342
PASS ATTEMPTS-COMPLETIONS-HAD INTERCEPTED	32-17-1	34-20-0
Avg gain per pass play (inc.# thrown passing)	8.5	8.0
KICKOFFS Number-In End Zone-Touchbacks	5-4-1	4-4-3
PUNTS Number and Average	6-54.8	9-41.7
Had Blocked	0	0
FGs - PATs Had Blocked	0-0	0-0
Net Punting Average	41.8	31.9
TOTAL RETURN YARDAGE (Not Including Kickoffs)	68	38
No. and Yards Punt Returns	6-68	2-38
No. and Yards Kickoff Returns	1-19	4-102
No. and Yards Interception Returns	0-0	1-0
PENALTIES Number and Yards	8-55	6-40
FUMBLES Number and Lost	3-1	2-1
TOUCHDOWNS	1	2
Rushing	0	0
Passing	1	2
EXTRA POINTS Made-Attempts	1-1	2-2
Kicking Made-Attempts	1-1	2-2
FIELD GOALS Made-Attempts	4-5	1-1
RED ZONE EFFICIENCY	0-4-0%	2-4-50%
GOAL TO GO EFFICIENCY	0-1-0%	1-3-33%
SAFETIES	0	0
FINAL SCORE	19	17
TIME OF POSSESSION	31:22	28:38

Green Bay Packers vs Baltimore Ravens
10/13/2013 at M&T Bank Stadium

Ball Possession And Drive Chart

Green Bay Packers

#	Time Recd	Time Lost	Time Poss	How Ball Obtained	Drive Began	# Play	Yds Gain	Yds Pen	Net Yds	1st Down	Last Scrm	How Given Up
1	15:00	13:11	1:49	Kickoff	GB 20	6	53	0	53	2	BLT 27	Field Goal
2	11:07	8:17	2:50	Punt	GB 34	5	11	0	11	1	GB 45	Punt
3	5:14	3:26	1:48	Punt	GB 20	5	20	0	20	1	GB 40	Punt
4	1:52	14:45	2:07	Punt	GB 30	3	6	0	6	0	GB 36	Punt
5	12:57	10:02	2:55	Punt	GB 6	6	16	0	16	1	GB 22	Punt
6	5:16	4:22	0:54	Downs	GB 1	3	0	0	0	0	GB 1	Punt
7	3:10	1:42	1:28	Punt	GB 12	3	7	-6	1	0	GB 13	Punt
8	1:17	0:20	0:57	Punt	GB 49	5	50	-25	25	1	* BLT 26	Missed FG
9	0:02	0:00	0:02	Fumble	BLT 13	1	0	0	0	0	* BLT 13	Field Goal
10	12:54	11:27	1:27	Punt	BLT 34	3	6	0	6	0	BLT 28	Interception
11	9:10	6:06	3:04	Punt	GB 30	6	48	-10	38	1	BLT 32	Field Goal
12	4:34	2:12	2:22	Kickoff	GB 20	4	80	0	80	2	GB 36	Touchdown
13	11:52	4:17	7:35	Kickoff	GB 16	12	72	0	72	4	* BLT 12	Field Goal
14	2:04	0:00	2:04	Kickoff	GB 20	8	69	0	69	2	* BLT 10	End of Game

(411) Average GB 29

Baltimore Ravens

#	Time Recd	Time Lost	Time Poss	How Ball Obtained	Drive Began	# Play	Yds Gain	Yds Pen	Net Yds	1st Down	Last Scrm	How Given Up
1	13:11	11:07	2:04	Kickoff	BLT 32	3	-10	0	-10	0	BLT 22	Punt
2	8:17	5:14	3:03	Punt	BLT 20	7	43	0	43	2	GB 37	Punt
3	3:26	1:52	1:34	Punt	BLT 20	3	3	0	3	0	BLT 23	Punt
4	14:45	12:57	1:48	Punt	BLT 41	3	22	-15	7	0	BLT 48	Punt
5	10:02	9:13	0:49	Punt	BLT 33	3	-3	0	-3	0	BLT 30	Punt
6	9:13	5:16	3:57	Muffed Punt	BLT 41	8	54	4	58	2	* GB 1	Downs
7	4:22	3:10	1:12	Punt	BLT 47	3	4	0	4	0	GB 49	Punt
8	1:42	1:17	0:25	Punt	BLT 31	3	10	-5	5	0	BLT 36	Punt
9	0:20	0:02	0:18	Missed FG	BLT 34	2	-1	0	-1	0	BLT 34	Fumble
10	15:00	12:54	2:06	Kickoff	BLT 16	3	-7	0	-7	0	BLT 9	Punt
11	11:27	9:10	2:17	Interception	BLT 20	3	15	-10	5	0	BLT 25	Punt
12	6:06	4:34	1:32	Kickoff	BLT 35	5	60	0	60	1	* GB 5	Field Goal
13	2:12	11:52	5:20	Kickoff	BLT 20	10	70	10	80	7	* GB 11	Touchdown
14	4:17	2:04	2:13	Kickoff	BLT 10	6	100	-10	90	3	* GB 18	Touchdown

(400) Average BLT 29

* inside opponent's 20

Time of Possession by Quarter

	1st	2nd	3rd	4th	OT	Total
Visitor Green Bay Packers	8:19	6:31	6:53	9:39		31:22
Home Baltimore Ravens	6:41	8:29	8:07	5:21		28:38

Kickoff Drive No.-Start Average

Packers: 4 - GB 19

Ravens: 5 - BLT 23

Green Bay Packers vs Baltimore Ravens
10/13/2013 at M&T Bank Stadium

Final Defensive Statistics

Green Bay Packers	Regular Defensive Plays											Special Teams					Misc			
	TKL	AST	COMB	SK	/ YDS	TFL	Q	IN	PD	FF	FR	TKL	AST	FF	FR	BL	TKL	AST	FF	FR
A.Hawk	8	2	10	3	18	5	3	0	0	0	0	0	0	0	0	0	0	0	0	0
M.Burnett	2	7	9	0	0	0	0	0	0	0	0	0	0	0	0	0	0	0	0	0
M.Hyde	5	1	6	1	10	1	0	0	0	1	0	1	0	0	0	0	0	0	0	0
N.Perry	3	2	5	1	1	0	0	0	0	1	0	0	0	0	0	0	0	0	0	0
M.Jennings	3	1	4	0	0	0	0	0	0	0	0	0	0	0	0	0	0	0	0	0
A.Mulumba	1	3	4	0	0	0	0	0	0	0	0	0	0	0	0	0	0	0	0	0
J.Lattimore	3	0	3	0	0	2	0	0	0	0	0	0	0	0	0	0	0	0	0	0
J.Jolly	1	2	3	0	0	0	0	0	0	0	0	0	0	0	0	0	0	0	0	0
C.Wilson	1	2	3	0	0	0	0	0	0	0	0	0	0	0	0	0	0	0	0	0
B.Raji	1	1	2	0	0	1	0	0	0	0	0	0	0	0	0	0	0	0	0	0
T.Williams	1	1	2	0	0	0	0	0	0	0	0	0	0	0	0	0	0	0	0	0
M.Daniels	1	1	2	0	0	1	0	0	0	0	0	0	0	0	0	0	0	0	0	0
C.Banjo	0	2	2	0	0	0	0	0	0	0	0	2	0	0	0	0	0	0	0	0
S.Shields	1	0	1	0	0	0	0	0	1	0	0	0	0	0	0	0	0	0	0	0
J.McMillian	1	0	1	0	0	0	0	0	0	0	0	0	0	0	0	0	0	0	0	0
D.House	0	1	1	0	0	0	0	0	3	0	0	0	0	0	0	0	0	0	0	0
T.Lang	0	1	1	0	0	0	0	0	0	0	0	0	0	0	0	0	0	0	0	0
R.Pickett	0	1	1	0	0	0	0	0	0	0	0	0	0	0	0	0	0	0	0	0
D.Jones	0	0	0	0	0	0	0	0	0	0	1	0	0	0	0	0	0	0	0	0
B.Bostick	0	0	0	0	0	0	0	0	0	0	0	3	0	0	0	0	0	0	0	0
J.Franklin	0	0	0	0	0	0	0	0	0	0	0	1	0	0	0	0	0	0	0	0
D.Barclay	0	0	0	0	0	0	0	0	0	0	0	0	0	0	0	0	0	0	0	1
J.Boykin	0	0	0	0	0	0	0	0	0	0	0	0	0	0	0	0	0	0	0	1
Total	32	28	60	5	29	10	3	0	4	2	1	7	0	0	0	0	0	0	0	2

TKL = Tackle AST = Assist COMB = Combined QH=QB Hit IN = Interception PD = Pass Defense FF = Forced Fumble FR = Fumble Recovery

Baltimore Ravens	Regular Defensive Plays											Special Teams					Misc			
	TKL	AST	COMB	SK	/ YDS	TFL	QH	IN	PD	FF	FR	TKL	AST	FF	FR	BL	TKL	AST	FF	FR
J.Ihedigbo	5	5	10	0	0	1	0	0	0	0	0	0	0	0	1	0	0	0	0	0
T.Suggs	4	6	10	0	0	1	0	0	0	0	0	0	0	0	0	0	0	0	0	0
D.Smith	1	9	10	0	0	0	0	0	1	0	0	0	0	0	0	0	0	0	0	0
M.Elam	3	5	8	0	0	0	0	0	0	0	0	0	0	0	0	0	0	0	0	0
L.Webb	3	3	6	0	0	0	0	0	1	0	0	0	0	0	0	0	0	0	0	0
C.Graham	3	1	4	0	0	1	0	0	0	0	0	0	0	0	0	0	0	0	0	0
J.Bynes	0	4	4	0	0	0	0	0	1	0	0	0	0	0	0	0	0	0	0	0
E.Dumervil	2	1	3	2	11	0	1	0	0	2	0	0	0	0	0	0	0	0	0	0
J.Smith	2	1	3	0	0	0	0	1	1	0	0	0	0	0	0	0	0	0	0	0
A.Jones	1	2	3	1	6	1	1	0	0	0	0	0	0	0	0	0	0	0	0	0
H.Ngata	1	1	2	0	0	1	0	0	0	0	0	0	0	0	0	0	0	0	0	0
C.Upshaw	0	2	2	0	0	0	0	0	0	0	0	0	0	0	0	0	0	0	0	0
B.Williams	0	2	2	0	0	0	0	0	0	0	0	0	0	0	0	0	0	0	0	0
P.McPhee	1	0	1	0	0	1	1	0	1	0	0	0	0	0	0	0	0	0	0	0
C.Canty	1	0	1	0	0	0	0	0	0	0	0	0	0	0	0	0	0	0	0	0
J.Miles	0	0	0	0	0	0	0	0	0	0	0	2	0	0	0	0	0	0	0	0
Ch.Brown	0	0	0	0	0	0	0	0	0	0	0	1	0	0	0	0	0	0	0	0
B.Bajema	0	0	0	0	0	0	0	0	0	0	0	1	0	0	0	0	0	0	0	0
M.Cox	0	0	0	0	0	0	0	0	0	0	0	1	0	0	0	0	0	0	0	0
A.Brown	0	0	0	0	0	0	0	0	0	0	0	1	0	0	0	0	0	0	0	0
G.Gradkowski	0	0	0	0	0	0	0	0	0	0	0	0	0	0	0	0	1	0	0	0
V.Leach	0	0	0	0	0	0	0	0	0	0	0	0	0	0	0	0	0	0	0	1
Total	27	42	69	3	17	6	3	1	5	2	0	6	0	0	1	0	1	0	0	1

Green Bay Packers vs Baltimore Ravens
10/13/2013 at M&T Bank Stadium

First Half Summary

PERIOD SCORES

Packers	3	3	=	6
Ravens	0	0	=	0

TIME OF POSSESSION

Packers	14:50
Ravens	15:10

Scoring Plays

Team	Qtr	Time	Play Description (Extra Point) (Drive Info)	Visitor	Home
Packers	1	13:11	M.Crosby 45 yd. Field Goal (6-53, 1:49)	3	0
Packers	2	0:00	M.Crosby 31 yd. Field Goal (1-0, 0:02)	6	0

	Green Bay Packers	Baltimore Ravens
TOTAL FIRST DOWNS	6	4
First Downs Rushing-Passing-by Penalty	2 - 4 - 0	0 - 3 - 1
THIRD DOWN EFFICIENCY	1-9-11%	2-10-20%
TOTAL NET YARDS	163	122
Total Offensive Plays	34	35
NET YARDS RUSHING	64	21
NET YARDS PASSING	99	101
Gross Yards Passing	116	113
Times thrown-yards lost attempting to pass	3-17	3-12
Pass Attempts-Completions-Had Intercepted	21 - 10 - 0	19 - 8 - 0
Punts-Number and Average	6 - 54.8	7 - 38.4
Penalties-Number and Yards	5 - 35	3 - 20
Fumbles-Number and Lost	3 - 1	1 - 1
Red Zone Efficiency	0-2-0%	0-1-0%
Average Drive Start	GB 29	BLT 33

Green Bay Packers										Baltimore Ravens									
RUSHING										RUSHING									
	ATT	YDS	AVG	LG	TD		ATT	YDS	AVG	LG	TD								
E.Lacy	8	65	8.1	37	0	R.Rice	9	13	1.4	10	0								
J.Kuhn	1	2	2.0	2	0	J.Flacco	1	6	6.0	6	0								
J.Franklin	1	-3	-3.0	-3	0	B.Pierce	3	2	0.7	5	0								
Total	10	64	6.4	37	0	Total	13	21	1.6	10	0								
PASSING										PASSING									
	ATT	CMP	YDS	SK/YD	TD	LG	IN	RT		ATT	CMP	YDS	SK/YD	TD	LG	IN	RT		
A.Rodgers	21	10	116	3/17	0	34	0	64.8	J.Flacco	19	8	113	3/12	0	45	0	62.0		
Total	21	10	116	3/17	0	34	0	64.8	Total	19	8	113	3/12	0	45	0	62.0		
PASS RECEIVING										PASS RECEIVING									
	TAR	REC	YDS	AVG	LG	TD		TAR	REC	YDS	AVG	LG	TD						
R.Cobb	4	4	53	13.3	18	0	B.Pierce	2	2	22	11.0	14	0						
J.Nelson	5	2	40	20.0	34	0	R.Rice	2	2	9	4.5	11	0						
J.Jones	1	1	10	10.0	10	0	D.Clark	3	1	45	45.0	45	0						
J.Franklin	1	1	7	7.0	7	0	J.Jones	1	1	31	31.0	31	0						
E.Lacy	1	1	5	5.0	5	0	T.Doss	2	1	6	6.0	6	0						
J.Kuhn	1	1	1	1.0	1	0	B.Bajema	1	1	0	0.0	0	0						
J.Boykin	5	0	0	0.0	0	0	M.Brown	3	0	0	0.0	0	0						
J.Finley	3	0	0	0.0	0	0	T.Smith	3	0	0	0.0	0	0						
							V.Leach	2	0	0	0.0	0	0						
Total	21	10	116	11.6	34	0	Total	19	8	113	14.1	45	0						

Green Bay Packers	Regular Defensive Plays												Special Teams					Misc			
	TKL	AST	COMB	SK	YDS	TFL	Q	IN	PD	FF	FR	TKL	AST	FF	FR	BL	TKL	AST	FF	FR	
M.Burnett	1	5	6	0	0	0	0	0	0	0	0	0	0	0	0	0	0	0	0	0	
A.Hawk	5	0	5	2	11	3	2	0	0	0	0	0	0	0	0	0	0	0	0	0	
N.Perry	3	2	5	1	1	0	0	0	0	1	0	0	0	0	0	0	0	0	0	0	
M.Hyde	2	1	3	0	0	0	0	0	0	0	0	0	0	0	0	0	0	0	0	0	
Total	11	8	19	3	12	3	2	0	0	1	0	0	0	0	0	0	0	0	0	0	

First Quarter

10/13/2013

Play By Play

BLT wins the coin toss and elects to defer. GB elects to Receive, and BLT elects to defend the east goal.

J.Tucker kicks 65 yards from BLT 35 to end zone, Touchback.

Green Bay Packers at 15:00

1-10-GB 20	(15:00) E.Lacy left guard to GB 30 for 10 yards (M.Elam).	R1
<u>1-10-GB 30</u>	(14:34) (No Huddle) E.Lacy left guard to BLT 33 for 37 yards (J.Smith).	R2
<u>1-10-BLT 33</u>	(14:03) (No Huddle, Shotgun) A.Rodgers pass short right to J.Nelson pushed ob at BLT 27 for 6 yards (C.Graham).	
2-4-BLT 27	(13:25) (No Huddle, Shotgun) A.Rodgers pass incomplete short middle to J.Nelson.	
3-4-BLT 27	(13:20) (Shotgun) A.Rodgers pass incomplete short right to J.Finley (J.Bynes).	
4-4-BLT 27	(13:16) (Field Goal formation) M.Crosby 45 yard field goal is GOOD, Center-B.Goode, Holder-T.Masthay.	

GB 3 BLT 0, 6 plays, 53 yards, 1:49 drive, 1:49 elapsed

T.Masthay kicks 63 yards from GB 35 to BLT 2. J.Jones pushed ob at BLT 32 for 30 yards (B.Bostick).

Baltimore Ravens at 13:11, (1st play from scrimmage 13:02)

1-10-BLT 32	(13:02) R.Rice right guard to BLT 34 for 2 yards (A.Hawk).	
2-8-BLT 34	(12:31) J.Flacco pass short left to R.Rice to BLT 32 for -2 yards (J.Lattimore).	
3-10-BLT 32	(11:52) (No Huddle, Shotgun) J.Flacco sacked at BLT 22 for -10 yards (A.Hawk).	
4-20-BLT 22	(11:17) (Punt formation) S.Koch punts 46 yards to GB 32, Center-M.Cox. M.Hyde to GB 34 for 2 yards (Ch.Brown).	

Green Bay Packers at 11:07

1-10-GB 34	(11:07) (Shotgun) E.Lacy left guard to GB 36 for 2 yards.	
2-8-GB 36	(10:38) (Shotgun) A.Rodgers pass short right to J.Jones to GB 46 for 10 yards (L.Webb).	P3
<u>1-10-GB 46</u>	(10:02) (No Huddle, Shotgun) E.Lacy right end to GB 46 for no gain (L.Webb; J.Bynes). No. 89 - James Jones (GB) injured on play.	
2-10-GB 46	(9:40) A.Rodgers sacked at GB 40 for -6 yards (A.Jones).	
3-16-GB 40	(9:00) (No Huddle, Shotgun) A.Rodgers pass short right to E.Lacy to GB 45 for 5 yards (L.Webb; C.Upshaw).	
4-11-GB 45	(8:27) (Punt formation) T.Masthay punts 55 yards to end zone, Center-B.Goode, Touchback.	

Baltimore Ravens at 8:17

1-10-BLT 20	(8:17) J.Flacco pass short middle to R.Rice pushed ob at BLT 31 for 11 yards (N.Perry).	P1
<u>1-10-BLT 31</u>	(7:52) (No Huddle) R.Rice right tackle to BLT 31 for no gain (N.Perry).	
2-10-BLT 31	(7:18) (No Huddle, Shotgun) J.Flacco pass incomplete deep right to M.Brown (D.House).	
3-10-BLT 31	(7:12) (No Huddle, Shotgun) J.Flacco pass deep middle to J.Jones to GB 38 for 31 yards (J.McMillian).	P2
<u>1-10-GB 38</u>	(6:38) (No Huddle) R.Rice right guard to GB 37 for 1 yard (N.Perry; A.Mulumba).	
2-9-GB 37	(6:08) (No Huddle) J.Flacco pass short left to B.Bajema to GB 37 for no gain (A.Hawk).	
3-9-GB 37	(5:29) (No Huddle, Shotgun) J.Flacco pass incomplete short right to M.Brown (D.House).	
4-9-GB 37	(5:23) (Punt formation) S.Koch punts 37 yards to end zone, Center-M.Cox, Touchback.	

Green Bay Packers at 5:14

1-10-GB 20	(5:14) (Shotgun) A.Rodgers pass incomplete short right to J.Nelson. Pressure by No. 51 - Daryl Smith	
2-10-GB 20	(5:06) (No Huddle, Shotgun) A.Rodgers pass short middle to R.Cobb to GB 38 for 18 yards (M.Elam).	P4
<u>1-10-GB 38</u>	(4:42) (No Huddle, Shotgun) E.Lacy right end pushed ob at GB 46 for 8 yards (L.Webb; J.Ihedigbo).	
2-2-GB 46	(4:16) (Shotgun) A.Rodgers pass incomplete deep right to J.Finley.	
3-2-GB 46	(4:08) (No Huddle, Shotgun) A.Rodgers sacked at GB 40 for -6 yards (E.Dumervil). FUMBLES (E.Dumervil), recovered by GB-D.Barclay at GB 40. D.Barclay to GB 40 for no gain (H.Ngata).	
4-8-GB 40	(3:33) (Punt formation) T.Masthay punts 60 yards to end zone, Center-B.Goode, Touchback.	

Baltimore Ravens at 3:26

1-10-BLT 20	(3:26) B.Pierce left tackle to BLT 17 for -3 yards (B.Raji).	
2-13-BLT 17	(2:50) J.Flacco pass incomplete deep right to M.Brown (D.House).	
3-13-BLT 17	(2:44) J.Flacco pass short middle to T.Doss to BLT 23 for 6 yards (M.Burnett; T.Williams).	
4-7-BLT 23	(2:06) (Punt formation) S.Koch punts 54 yards to GB 23, Center-M.Cox. M.Hyde to GB 30 for 7 yards (B.Bajema).	

Green Bay Packers at 1:52

1-10-GB 30	(1:52) J.Kuhn right guard to GB 32 for 2 yards (T.Suggs).	
2-8-GB 32	(1:28) (No Huddle, Shotgun) A.Rodgers pass short middle to J.Franklin to GB 39 for 7 yards (C.Graham; D.Smith).	
	Timeout #1 by GB at 00:40.	
3-1-GB 39	(:40) (Shotgun) J.Franklin right end to GB 36 for -3 yards (J.Ihedigbo).	

Green Bay Packers vs Baltimore Ravens at M&T Bank Stadium

END OF QUARTER

	Score	Time Poss	First Downs				Efficiencies	
			R	P	X	T	3 Down	4 Down
Green Bay Packers	3	8:19	2	2	0	4	0/4	0/0
Baltimore Ravens	0	6:41	0	2	0	2	1/4	0/0

Second Quarter

10/13/2013

Play By Play

Green Bay Packers continued.

4-4-GB 36 (15:00) (Punt formation) T.Masthay punts 61 yards to BLT 3, Center-B.Goode. T.Doss to BLT 41 for 38 yards (J.Franklin).

Baltimore Ravens at 14:45

1-10-BLT 41 (14:45) (Shotgun) J.Flacco pass incomplete short left to D.Clark.
 2-10-BLT 41 (14:41) *PENALTY on BLT-B.Bajema, False Start, 5 yards, enforced at BLT 41 - No Play.*
 2-15-BLT 36 (14:41) J.Flacco pass short middle to B.Pierce to BLT 43 for 7 yards (M.Jennings; A.Hawk).
PENALTY on BLT-M.Yanda, Illegal Use of Hands, 10 yards, enforced at BLT 36 - No Play.
 2-25-BLT 26 (14:24) (Shotgun) J.Flacco pass short left to B.Pierce to BLT 34 for 8 yards (D.House; T.Lang).
 3-17-BLT 34 (13:53) (No Huddle, Shotgun) J.Flacco pass short left to B.Pierce to BLT 48 for 14 yards (M.Jennings).
 4-3-BLT 48 (13:09) (Punt formation) S.Koch punts 46 yards to GB 6, Center-M.Cox, downed by BLT-J.Ihedigbo.

Green Bay Packers at 12:57

1-10-GB 6 (12:57) E.Lacy right guard to GB 11 for 5 yards (T.Suggs; E.Dumervil).
 2-5-GB 11 (12:21) (No Huddle, Shotgun) A.Rodgers sacked at GB 6 for -5 yards (E.Dumervil). FUMBLES (E.Dumervil), recovered by GB-J.Boykin at GB 6. J.Boykin to GB 6 for no gain (C.Graham).
 3-10-GB 6 (11:35) (No Huddle, Shotgun) A.Rodgers pass short right to R.Cobb to GB 19 for 13 yards (D.Smith). P5
 1-10-GB 19 (11:09) (No Huddle) A.Rodgers pass incomplete short right to J.Nelson [P.McPhee].
 2-10-GB 19 (11:04) (No Huddle, Shotgun) E.Lacy left guard to GB 22 for 3 yards (T.Suggs; D.Smith).
 3-7-GB 22 (10:18) (Shotgun) A.Rodgers pass incomplete short right to J.Boykin.
 4-7-GB 22 (10:14) (Punt formation) T.Masthay punts 45 yards to BLT 33, Center-B.Goode. J.Jones to BLT 33 for no gain (C.Banjo).

Baltimore Ravens at 10:02

1-10-BLT 33 (10:02) R.Rice right tackle to BLT 30 for -3 yards (A.Hawk).
 2-13-BLT 30 (9:31) (Shotgun) J.Flacco pass incomplete deep left to T.Smith.
 3-13-BLT 30 (9:25) (Shotgun) J.Flacco pass incomplete deep right to T.Smith (S.Shields).
 4-13-BLT 30 (9:13) (Punt formation) S.Koch punts 6 yards to BLT 36, Center-M.Cox. J.Kuhn MUFFS catch, RECOVERED by BLT-J.Ihedigbo at BLT 41. J.Ihedigbo to BLT 41 for no gain (B.Bostick). GB 82 Deflected the punt

Baltimore Ravens at 9:13

1-10-BLT 41 (9:13) R.Rice left guard to BLT 41 for no gain (J.Jolly; R.Pickett).
 2-10-BLT 41 (8:30) J.Flacco pass incomplete short left to V.Leach.
 3-10-BLT 41 (8:23) (Shotgun) J.Flacco pass short left to D.Clark to GB 14 for 45 yards (M.Burnett). P3
 1-10-GB 14 (7:54) (No Huddle, Shotgun) J.Flacco scrambles right end to GB 8 for 6 yards (M.Hyde).
 2-4-GB 8 (7:04) (No Huddle, Shotgun) J.Flacco pass incomplete short left to T.Smith.
PENALTY on GB-S.Shields, Defensive Holding, 4 yards, enforced at GB 8 - No Play. X4
 1-4-GB 4 (6:57) R.Rice right guard to GB 2 for 2 yards (M.Burnett; J.Jolly).
 2-2-GB 2 (6:19) R.Rice right tackle to GB 1 for 1 yard (M.Burnett; A.Mulumba).
 3-1-GB 1 (5:37) R.Rice right end to GB 1 for no gain (M.Burnett; N.Perry).
Penalty on BLT-R.Wagner, Offensive Holding, declined.
 4-1-GB 1 (5:22) B.Pierce left guard to GB 1 for no gain (M.Daniels; M.Hyde).

Green Bay Packers at 5:16

1-10-GB 1 (5:16) *PENALTY on GB-T.Lang, False Start, 0 yards, enforced at GB 1 - No Play.*
 1-10-GB 1 (5:16) E.Lacy right guard to GB 1 for no gain (H.Ngata; D.Smith).
 2-10-GB 1 (4:36) A.Rodgers pass incomplete short right to J.Boykin.
 3-10-GB 1 (4:33) (Shotgun) A.Rodgers pass incomplete deep middle to J.Boykin.
 Timeout #2 by GB at 04:28.
 4-10-GB 1 (4:24) (Punt formation) T.Masthay punts 52 yards to BLT 47, Center-B.Goode, fair catch by T.Doss.

Baltimore Ravens at 4:22

1-10-BLT 47 (4:22) B.Pierce left end to GB 48 for 5 yards (M.Hyde).
 2-5-GB 48 (3:50) (No Huddle) J.Flacco pass incomplete short right to V.Leach.
 3-5-GB 48 (3:44) (Shotgun) J.Flacco sacked at GB 49 for -1 yards (A.Hawk).
 4-6-GB 49 (3:16) (Punt formation) S.Koch punts 37 yards to GB 12, Center-M.Cox, fair catch by R.Cobb.

Green Bay Packers at 3:10

1-10-GB 12 (3:10) (Shotgun) A.Rodgers pass incomplete short right to J.Boykin.
 2-10-GB 12 (3:06) (No Huddle, Shotgun) E.Lacy right guard to GB 15 for 3 yards (E.Dumervil; D.Smith).

Green Bay Packers vs Baltimore Ravens at M&T Bank Stadium

PENALTY on GB-J.Sitton, Offensive Holding, 6 yards, enforced at GB 12 - No Play.

2-16-GB 6 (2:40) (No Huddle, Shotgun) A.Rodgers pass short left to R.Cobb to GB 13 for 7 yards (J.Ihedigbo; D.Smith).

Two-Minute Warning

3-9-GB 13 (2:00) A.Rodgers pass incomplete short right to J.Boykin (P.McPhee).

4-9-GB 13 (1:56) (Punt formation) T.Masthay punts 56 yards to BLT 31, Center-B.Goode, downed by GB-J.Kuhn.

Baltimore Ravens at 1:42

1-10-BLT 31 (1:42) (Shotgun) J.Flacco pass incomplete short right to D.Clark.

2-10-BLT 31 (1:38) (Shotgun) J.Flacco pass incomplete deep middle to T.Doss.

3-10-BLT 31 (1:34) (No Huddle, Shotgun) *PENALTY on BLT-D.Clark, False Start, 5 yards, enforced at BLT 31 - No Play.*

3-15-BLT 26 (1:34) (Shotgun) R.Rice left guard to BLT 36 for 10 yards (M.Jennings; M.Burnett).

4-5-BLT 36 (1:27) (Punt formation) S.Koch punts 38 yards to GB 26, Center-M.Cox. M.Hyde to GB 49 for 23 yards (J.Miles).

Green Bay Packers at 1:17

1-10-GB 49 (1:17) (No Huddle, Shotgun) A.Rodgers pass deep middle to J.Nelson pushed ob at BLT 17 for 34 yards (J.Smith).

1-10-BLT 17 (1:09) (No Huddle, Shotgun) A.Rodgers pass short left to J.Kuhn to BLT 16 for 1 yard (J.Ihedigbo).

2-9-BLT 16 (:47) (No Huddle, Shotgun) A.Rodgers pass incomplete deep right to J.Finley.

PENALTY on GB-D.Bakhtiari, Offensive Holding, 10 yards, enforced at BLT 16 - No Play.

2-19-BLT 26 (:39) (No Huddle, Shotgun) A.Rodgers pass incomplete short middle to J.Finley (D.Smith).

3-19-BLT 26 (:34) (Shotgun) A.Rodgers pass short right to R.Cobb to BLT 11 for 15 yards (M.Elam).

PENALTY on GB-T.Lang, Personal Foul, 15 yards, enforced between downs.

4-19-BLT 26 (:26) (Field Goal formation) M.Crosby 44 yard field goal is No Good, Wide Right, Center-B.Goode, Holder-T.Masthay.

Baltimore Ravens at 0:20

1-10-BLT 34 (:20) (Shotgun) J.Flacco pass incomplete deep right to T.Smith.

2-10-BLT 34 (:12) (Shotgun) J.Flacco sacked at BLT 33 for -1 yards (N.Perry). FUMBLES (N.Perry), RECOVERED by GB-D.Jones at BLT 33. D.Jones to BLT 13 for 20 yards (G.Gradkowski).

Green Bay Packers at 0:02

1-10-BLT 13 (:02) (Field Goal formation) M.Crosby 31 yard field goal is GOOD, Center-B.Goode, Holder-T.Masthay.

GB 6 BLT 0, 1 plays, 0 yards, 0:02 drive, 15:00 elapsed

END OF QUARTER

	Score	Time Poss	First Downs				Efficiencies	
			R	P	X	T	3 Down	4 Down
Green Bay Packers	6	6:31	0	2	0	2	1/5	0/0
Baltimore Ravens	0	8:29	0	1	1	2	1/6	0/1

Third Quarter

10/13/2013

Play By Play

BLT elects to Receive, and GB elects to defend the West goal.

T.Masthay kicks 68 yards from GB 35 to BLT -3. J.Jones to BLT 16 for 19 yards (B.Bostick).

Baltimore Ravens at 15:00, (1st play from scrimmage 14:55)

- 1-10-BLT 16 (14:55) B.Pierce right tackle to BLT 13 for -3 yards (J.Lattimore).
 2-13-BLT 13 (14:24) (No Huddle, Shotgun) J.Flacco pass short middle to D.Clark to BLT 19 for 6 yards (M.Burnett; A.Hawk).
 3-7-BLT 19 (13:49) (Shotgun) J.Flacco sacked at BLT 9 for -10 yards (M.Hyde). FUMBLES (M.Hyde), recovered by BLT-V.Leach at BLT 9. V.Leach to BLT 9 for no gain (A.Hawk).
 4-17-BLT 9 (13:04) (Punt formation) S.Koch punts 45 yards to GB 46, Center-M.Cox. M.Hyde to BLT 34 for 20 yards (M.Cox).

Green Bay Packers at 12:54

- 1-10-BLT 34 (12:54) A.Rodgers pass short left to J.Finley to BLT 30 for 4 yards (M.Elam; J.Smith).
 2-6-BLT 30 (12:13) E.Lacy right guard to BLT 28 for 2 yards (T.Suggs).
 3-4-BLT 28 (11:34) (Shotgun) A.Rodgers pass deep left intended for J.Nelson INTERCEPTED by J.Smith [E.Dumervil] at BLT -5. Touchback.

Baltimore Ravens at 11:27

- 1-10-BLT 20 (11:27) (Shotgun) R.Rice right guard to BLT 20 for no gain (B.Raji; A.Mulumba).
 2-10-BLT 20 (10:53) *PENALTY on BLT-M.Yanda, False Start, 5 yards, enforced at BLT 20 - No Play.*
 2-15-BLT 15 (10:38) *PENALTY on BLT-K.Osemele, False Start, 5 yards, enforced at BLT 15 - No Play.*
 2-20-BLT 10 (10:20) (Shotgun) R.Rice left guard to BLT 15 for 5 yards (J.Lattimore).
 3-15-BLT 15 (9:46) (No Huddle, Shotgun) J.Flacco pass short middle to T.Doss to BLT 25 for 10 yards (M.Jennings).
 4-5-BLT 25 (9:23) (Punt formation) S.Koch punts 61 yards to GB 14, Center-M.Cox. M.Hyde to GB 30 for 16 yards (J.Miles).

Green Bay Packers at 9:10

- 1-10-GB 30 (9:10) E.Lacy right guard to GB 32 for 2 yards (A.Jones; D.Smith).
 2-8-GB 32 (8:29) A.Rodgers pass short left to J.Boykin to BLT 25 for 43 yards (M.Elam; D.Smith).
1-10-BLT 25 (7:37) E.Lacy left end to BLT 20 for 5 yards (M.Elam).
PENALTY on GB-J.Finley, Offensive Holding, 10 yards, enforced at BLT 25 - No Play.
 1-20-BLT 35 (7:10) A.Rodgers pass incomplete deep right to J.Nelson (L.Webb).
 2-20-BLT 35 (7:03) E.Lacy left tackle to BLT 32 for 3 yards (T.Suggs; C.Upshaw).
 Timeout #1 by GB at 06:16.
 3-17-BLT 32 (6:16) (Shotgun) A.Rodgers pass incomplete deep right to J.Finley.
 4-17-BLT 32 (6:11) (Field Goal formation) M.Crosby 50 yard field goal is GOOD, Center-B.Goode, Holder-T.Masthay.

GB 9 BLT 0, 6 plays, 38 yards, 3:04 drive, 8:54 elapsed

T.Masthay kicks 65 yards from GB 35 to BLT 0. J.Jones to BLT 35 for 35 yards (M.Hyde).

Baltimore Ravens at 6:06, (1st play from scrimmage 5:58)

- 1-10-BLT 35 (5:58) J.Flacco pass short middle to M.Brown to GB 6 for 59 yards (M.Jennings).
1-6-GB 6 (5:19) (No Huddle, Shotgun) J.Flacco pass incomplete short left to T.Doss.
 2-6-GB 6 (5:13) J.Flacco pass short left to M.Brown to GB 5 for 1 yard (M.Hyde).
 3-5-GB 5 (4:48) (No Huddle, Shotgun) J.Flacco pass incomplete short left to M.Brown.
 4-5-GB 5 (4:48) (Field Goal formation) J.Tucker 23 yard field goal is GOOD, Center-M.Cox, Holder-J.Flacco.

GB 9 BLT 3, 5 plays, 60 yards, 1:32 drive, 10:26 elapsed

J.Tucker kicks 65 yards from BLT 35 to end zone, Touchback.

Green Bay Packers at 4:34

- 1-10-GB 20 (4:34) E.Lacy right guard to GB 25 for 5 yards (D.Smith; J.Bynes).
 2-5-GB 25 (3:52) E.Lacy right guard to GB 24 for -1 yards (T.Suggs).
 3-6-GB 24 (3:07) (Shotgun) A.Rodgers scrambles up the middle to GB 36 for 12 yards (C.Graham).
1-10-GB 36 (2:22) A.Rodgers pass deep middle to J.Nelson for 64 yards, TOUCHDOWN.
 M.Crosby extra point is GOOD, Center-B.Goode, Holder-T.Masthay.

GB 16 BLT 3, 4 plays, 80 yards, 2:22 drive, 12:48 elapsed

T.Masthay kicks 65 yards from GB 35 to end zone, Touchback.

Baltimore Ravens at 2:12

- 1-10-BLT 20 (2:12) J.Flacco pass short left to T.Smith to BLT 32 for 12 yards (S.Shields).
1-10-BLT 32 (1:53) (No Huddle) B.Pierce left tackle to BLT 42 for 10 yards (C.Wilson).
1-10-BLT 42 (1:22) M.Brown left end to BLT 40 for -2 yards (M.Hyde). End around

P7

P5

R8

P9

P6

R7

Green Bay Packers vs Baltimore Ravens at M&T Bank Stadium

2-12-BLT 40 (:39) (No Huddle, Shotgun) B.Pierce left guard to BLT 47 for 7 yards.

PENALTY on GB-M.Neal, Defensive Offside, 5 yards, enforced at BLT 40 - No Play.

2-7-BLT 45 (:18) B.Pierce left tackle to BLT 45 for no gain (M.Burnett).

END OF QUARTER

	Score	Time	First Downs				Efficiencies	
		Poss	R	P	X	T	3 Down	4 Down
Green Bay Packers	16	6:53	1	2	0	3	1/3	0/0
Baltimore Ravens	3	8:07	1	2	0	3	0/3	0/0

Fourth Quarter

10/13/2013

Play By Play

Baltimore Ravens continued.

3-7-BLT 45	(15:00) (Shotgun) J.Flacco pass incomplete short right to T.Doss. <i>PENALTY on GB-T.Williams, Defensive Holding, 5 yards, enforced at BLT 45 - No Play.</i>	X8
<u>1-10-50</u>	(14:55) R.Rice left tackle to GB 39 for 11 yards (J.Jolly).	R9
<u>1-10-GB 39</u>	(14:22) (Shotgun) J.Flacco pass short left to M.Brown to GB 28 for 11 yards (C.Banjo; M.Burnett).	P10
<u>1-10-GB 28</u>	(13:43) (No Huddle, Shotgun) R.Rice left tackle to GB 22 for 6 yards (C.Wilson; A.Hawk).	
2-4-GB 22	(13:10) (Shotgun) J.Flacco pass short middle to D.Clark to GB 10 for 12 yards (C.Wilson; C.Banjo).	P11
<u>1-10-GB 10</u>	(12:33) R.Rice right tackle to GB 11 for -1 yards (M.Daniels).	
2-11-GB 11	(11:58) (No Huddle, Shotgun) J.Flacco pass short left to J.Jones for 11 yards, TOUCHDOWN. J.Tucker extra point is GOOD, Center-M.Cox, Holder-J.Flacco.	P12

GB 16 BLT 10, 10 plays, 80 yards, 2 penalties, 5:20 drive, 3:08 elapsed
--

J.Tucker kicks 68 yards from BLT 35 to GB -3. M.Hill to GB 16 for 19 yards (A.Brown).

Green Bay Packers at 11:52, (1st play from scrimmage 11:46)

1-10-GB 16	(11:46) E.Lacy right guard to GB 17 for 1 yard (A.Jones; B.Williams).	
2-9-GB 17	(11:03) (Shotgun) A.Rodgers pass short right to J.Kuhn to GB 25 for 8 yards (L.Webb). Timeout #2 by GB at 10:13.	
3-1-GB 25	(10:13) (Shotgun) A.Rodgers pass short right to J.Nelson to GB 34 for 9 yards (L.Webb).	P10
<u>1-10-GB 34</u>	(9:48) E.Lacy left guard to BLT 49 for 17 yards (J.Ihedigbo; M.Elam).	R11
<u>1-10-BLT 49</u>	(9:03) E.Lacy right guard to BLT 46 for 3 yards (B.Williams; J.Bynes).	
2-7-BLT 46	(8:17) (Shotgun) A.Rodgers scrambles up the middle to BLT 41 for 5 yards (C.Canty).	
3-2-BLT 41	(7:29) E.Lacy right tackle to BLT 38 for 3 yards (M.Elam; T.Suggs).	R12
<u>1-10-BLT 38</u>	(6:45) A.Rodgers pass short left to J.Finley to BLT 19 for 19 yards (T.Suggs; J.Ihedigbo).	P13
<u>1-10-BLT 19</u>	(5:52) E.Lacy left tackle to BLT 14 for 5 yards (T.Suggs; D.Smith).	
2-5-BLT 14	(5:13) E.Lacy right guard to BLT 12 for 2 yards (J.Bynes; J.Ihedigbo). Timeout #3 by GB at 04:26.	
3-3-BLT 12	(4:26) (Shotgun) A.Rodgers pass incomplete short right to J.Nelson.	
4-3-BLT 12	(4:20) (Field Goal formation) M.Crosby 31 yard field goal is GOOD, Center-B.Goode, Holder-T.Masthay.	

GB 19 BLT 10, 12 plays, 72 yards, 7:35 drive, 10:43 elapsed
--

T.Masthay kicks 73 yards from GB 35 to BLT -8. J.Jones to BLT 10 for 18 yards (C.Banjo).

Baltimore Ravens at 4:17, (1st play from scrimmage 4:13)

1-10-BLT 10	(4:13) (Shotgun) J.Flacco pass deep middle to T.Doss to BLT 30 for 20 yards (A.Hawk).	P13
<u>1-10-BLT 30</u>	(3:55) (Shotgun) J.Flacco pass incomplete short left to R.Rice.	
2-10-BLT 30	(3:47) (No Huddle, Shotgun) J.Flacco sacked at BLT 23 for -7 yards (A.Hawk).	
3-17-BLT 23	(3:30) (Shotgun) J.Flacco pass short middle to T.Doss to BLT 34 for 11 yards (M.Jennings). <i>PENALTY on BLT-G.Gradkowski, Offensive Holding, 10 yards, enforced at BLT 23 - No Play.</i>	
3-27-BLT 13	(3:15) (Shotgun) J.Flacco pass short left to R.Rice to BLT 19 for 6 yards (A.Mulumba).	
4-21-BLT 19	(2:40) (No Huddle, Shotgun) J.Flacco pass deep middle to T.Doss to GB 18 for 63 yards (T.Williams).	P14
<u>1-10-GB 18</u>	(2:07) (No Huddle, Shotgun) J.Flacco pass deep left to D.Clark for 18 yards, TOUCHDOWN. J.Tucker extra point is GOOD, Center-M.Cox, Holder-J.Flacco.	P15

GB 19 BLT 17, 6 plays, 90 yards, 2:13 drive, 12:56 elapsed

J.Tucker kicks 65 yards from BLT 35 to end zone, Touchback.

Green Bay Packers at 2:04

1-10-GB 20 (2:04) E.Lacy right guard to GB 21 for 1 yard (T.Suggs).

Two-Minute Warning

2-9-GB 21 (2:00) A.Rodgers left end to GB 27 for 6 yards (J.Ihedigbo).

Timeout #1 by BLT at 01:53.

3-3-GB 27 (1:53) (Shotgun) A.Rodgers pass short middle to J.Finley to BLT 21 for 52 yards (J.Ihedigbo).

P14

1-10-BLT 21 (1:42) E.Lacy left end to BLT 22 for -1 yards (P.McPhee).

Timeout #2 by BLT at 01:38.

2-11-BLT 22 (1:38) E.Lacy right guard to BLT 13 for 9 yards (D.Smith; M.Elam).

Green Bay Packers vs Baltimore Ravens at M&T Bank Stadium

Timeout #3 by BLT at 01:32.

3-2-BLT 13 (1:32) E.Lacy left end to BLT 9 for 4 yards (J.lhedigbo).

R15

1-9-BLT 9 (:46) A.Rodgers kneels to BLT 10 for -1 yards.

2-10-BLT 10 (:28) A.Rodgers kneels to BLT 11 for -1 yards.

END OF QUARTER

	Score	Time Poss	First Downs				Efficiencies	
			R	P	X	T	3 Down	4 Down
Green Bay Packers	19	9:39	3	3	0	6	4/5	0/0
Baltimore Ravens	17	5:21	1	6	1	8	0/1	1/1

Miscellaneous Statistics Report

Green Bay Packers vs Baltimore Ravens
10/13/2013 at M&T Bank Stadium

Ten Longest Plays for Green Bay Packers

Yards	Qtr	Play Start	Play Description
64	3	1-10-GB 36	(2:22) A.Rodgers pass deep middle to J.Nelson for 64 yards, TOUCHDOWN.
52	4	3-3-GB 27	(1:53) (Shotgun) A.Rodgers pass short middle to J.Finley to BLT 21 for 52 yards (J.Ihedigbo).
43	3	2-8-GB 32	(8:29) A.Rodgers pass short left to J.Boykin to BLT 25 for 43 yards (M.Elam; D.Smith).
37	1	1-10-GB 30	(14:34) (No Huddle) E.Lacy left guard to BLT 33 for 37 yards (J.Smith).
34	2	1-10-GB 49	(1:17) (No Huddle, Shotgun) A.Rodgers pass deep middle to J.Nelson pushed ob at BLT 17 for 34 yards (J.Smith).
19	4	1-10-BLT 18	(6:45) A.Rodgers pass short left to J.Finley to BLT 19 for 19 yards (T.Suggs; J.Ihedigbo).
18	1	2-10-GB 20	(5:06) (No Huddle, Shotgun) A.Rodgers pass short middle to R.Cobb to GB 38 for 18 yards (M.Elam).
17	4	1-10-GB 34	(9:48) E.Lacy left guard to BLT 49 for 17 yards (J.Ihedigbo; M.Elam).
15	2	3-19-BLT 26	(:34) (Shotgun) A.Rodgers pass short right to R.Cobb to BLT 11 for 15 yards (M.Elam). PENALTY on GB-T.Lang, Personal Foul, 15 yards, enforced between downs.
13	2	3-10-GB 6	(11:35) (No Huddle, Shotgun) A.Rodgers pass short right to R.Cobb to GB 19 for 13 yards (D.Smith).

Ten Longest Plays for Baltimore Ravens

Yards	Qtr	Play Start	Play Description
63	4	4-21-BLT 19	(2:40) (No Huddle, Shotgun) J.Flacco pass deep middle to T.Doss to GB 18 for 63 yards (T.Williams).
59	3	1-10-BLT 35	(5:58) J.Flacco pass short middle to M.Brown to GB 6 for 59 yards (M.Jennings).
45	2	3-10-BLT 41	(8:23) (Shotgun) J.Flacco pass short left to D.Clark to GB 14 for 45 yards (M.Burnett).
31	1	3-10-BLT 31	(7:12) (No Huddle, Shotgun) J.Flacco pass deep middle to J.Jones to GB 38 for 31 yards (J.McMillian).
20	4	1-10-BLT 10	(4:13) (Shotgun) J.Flacco pass deep middle to T.Doss to BLT 30 for 20 yards (A.Hawk).
18	4	1-10-GB 18	(2:07) (No Huddle, Shotgun) J.Flacco pass deep left to D.Clark for 18 yards, TOUCHDOWN.
14	2	3-17-BLT 34	(13:53) (No Huddle, Shotgun) J.Flacco pass short left to B.Pierce to BLT 48 for 14 yards (M.Jennings).
12	3	1-10-BLT 20	(2:12) J.Flacco pass short left to T.Smith to BLT 32 for 12 yards (S.Shields).
12	4	2-4-GB 22	(13:10) (Shotgun) J.Flacco pass short middle to D.Clark to GB 10 for 12 yards (C.Wilson; C.Banjo).
11	1	1-10-BLT 20	(8:17) J.Flacco pass short middle to R.Rice pushed ob at BLT 31 for 11 yards (N.Perry).

Touchdown Scoring Information

		Offense	Defense	Special Teams
VISITOR	Green Bay Packers	1	0	0
HOME	Baltimore Ravens	2	0	0

Player Scoring Information

Club	Player	TD	Rush TD	Rec TD	KO TD	Punt TD	Int TD	Fum TD	Misc TD	FG	XP	2Pt Rush	2Pt Rec	Sfty	Points
GB	M.Crosby	0	0	0	0	0	0	0	0	4	1	0	0	0	13
GB	J.Nelson	0	0	1	0	0	0	0	0	0	0	0	0	0	6
BLT	J.Jones	0	0	1	0	0	0	0	0	0	0	0	0	0	6
BLT	D.Clark	0	0	1	0	0	0	0	0	0	0	0	0	0	6
BLT	J.Tucker	0	0	0	0	0	0	0	0	1	2	0	0	0	5

Possession Detail

	First Half		Second Half		Game	
	Visitor	Home	Visitor	Home	Visitor	Home
Largest Lead	6	0	13	0	13	0
Drives Leading	8	0	5	0	13	0
Time of Possession Leading	13:01	0:00	16:32	0:00	29:33	0:00
Largest Deficit	0	-6	0	-13	0	-13
Drives Trailing	0	9	0	5	0	14
Time of Possession Trailing	0:00	15:10	0:00	13:28	0:00	28:38
Times Score Tied Up		0		0		0
Lead Changes		1		0		1

Playtime Percentage

Percent of playtime per player on offense, defense and special teams

Green Bay Packers						Baltimore Ravens					
		Offense	Defense	Special Teams				Offense	Defense	Special Teams	
J Sitton	G	68	100%	6	18%	M Yanda	G	66	100%	3	9%
D Barclay	T	68	100%	6	18%	E Monroe	T	66	100%	3	9%
D Bakhtiari	T	68	100%	6	18%	M Oher	T	66	100%	3	9%
E Dietrich-Smith	C	68	100%			K Osemele	G	66	100%	3	9%
A Rodgers	QB	68	100%			G Gradkowski	C	66	100%	3	9%
T Lang	G	67	99%	6	18%	J Flacco	QB	66	100%		
J Nelson	WR	66	97%	1	3%	T Smith	WR	63	95%		
E Lacy	RB	59	87%			M Brown	WR	47	71%		
J Boykin	WR	58	85%	10	30%	R Rice	RB	46	70%		
J Finley	TE	55	81%			T Doss	WR	41	62%	8	24%
R Cobb	WR	36	53%	2	6%	D Clark	TE	41	62%		
A Quarless	TE	35	51%	7	21%	E Dickson	TE	21	32%	21	64%
J Kuhn	FB	10	15%	17	52%	B Pierce	RB	19	29%		
R Taylor	TE	8	12%	28	85%	J Jones	WR	17	26%	6	18%
J Jones	WR	8	12%			V Leach	FB	15	23%	5	15%
J Franklin	RB	4	6%	9	27%	B Bajema	TE	12	18%	22	67%
B Bostick	TE	2	3%	13	39%	R Wagner	T	7	11%	3	9%
M Burnett	FS		66 100%	3	9%	D Thompson	WR	1	2%	1	3%
A Hawk	LB		64 97%	2	6%	J Ihedigbo	SS		68 100%	15	45%
T Williams	CB		63 95%	1	3%	J Smith	CB		68 100%	6	18%
S Shields	CB		63 95%	1	3%	M Elam	SS		68 100%	4	12%
M Jennings	SS		54 82%	14	42%	L Webb	CB		68 100%		
M Neal	DE		52 79%	4	12%	D Smith	LB		68 100%		
J Lattimore	LB		45 68%	11	33%	T Suggs	LB		62 91%		
B Raji	DT		40 61%	2	6%	J Bynes	LB		55 81%	20	61%
A Mulumba	LB		39 59%	23	70%	E Dumervil	LB		53 78%		
M Hyde	CB		39 59%	15	45%	H Ngata	NT		45 66%	1	3%
M Daniels	DE		36 55%	6	18%	A Jones	DT		41 60%	6	18%
N Perry	LB		34 52%	2	6%	C Graham	CB		40 59%	11	33%
J McMillian	SS		24 36%	18	55%	C Canty	DE		40 59%	6	18%
J Jolly	DE		23 35%	6	18%	P McPhee	LB		19 28%		
R Pickett	NT		22 33%	1	3%	B Williams	DT		17 25%	5	15%
D Jones	DE		17 26%	5	15%	C Upshaw	LB		15 22%	2	6%
D House	CB		15 23%	26	79%	A Brown	LB		13 19%	21	64%
C Banjo	FS		11 17%	14	42%	D Tyson	DE		8 12%	6	18%
C Wilson	DE		10 15%	1	3%	A Levine	SS			30	91%
N Palmer	LB		7 11%	25	76%	A McClellan	LB			29	88%
J Nixon	DB		1 2%	13	39%	J Miles	FS			24	73%
T Masthay	P			17	52%	K Juszczyk	FB			24	73%
B Goode	LS			12	36%	C Brown	CB			22	67%
M Hill	RB			10	30%	M Huff	FS			13	39%
L Taylor	G			6	18%	S Koch	P			12	36%
M Newhouse	T			6	18%	M Cox	LS			12	36%
M Crosby	K			6	18%	J Tucker	K			7	21%
S Barrington	LB			2	6%						

