



Vikings



PACKERS

PACKERS WEEKLY MEDIA INFORMATION PACKET

MINNESOTA VIKINGS **VS** GREEN BAY PACKERS
SUNDAY, NOVEMBER 24, 2013 @ 12 NOON CST - LAMBEAU FIELD



THE DOPE SHEET

OFFICIAL PROGRAM AND PUBLICATION, ACME-PACKERS FOOTBALL TEAM.

Packers Public Relations • Lambeau Field Atrium • 1265 Lombardi Avenue • Green Bay, WI 54304 • 920/569-7500 • 920/569-7201 fax
Jason Wahlers, Aaron Popkey, Sarah Quick, Tom Fanning, Jonathan Butnick

VOL. XV; NO. 18

GREEN BAY, NOV. 19, 2013

WEEK 12

MINNESOTA (2-8) AT GREEN BAY (5-5)
Sunday, Nov. 24 • Lambeau Field • 12 p.m. CST

PACKERS TO HOST VIKINGS IN NFC NORTH TILT IN WEEK 12

The Packers will kick off a stretch of two NFC North games in five days when they host the Minnesota Vikings at Lambeau Field this Sunday.



- ▶ Green Bay will be looking to snap a three-game losing streak when it faces Minnesota. The Packers are currently third in the NFC North at 5-5, a game behind the Detroit Lions and the Chicago Bears, who are both 6-4.
- ▶ This will be the third home game for Green Bay in the last four weeks. The Packers will travel to Detroit for a Thanksgiving contest in Week 13, the fourth meeting between the clubs on Thanksgiving over the last seven seasons (2007, 2009, 2011). Green Bay has won the game leading into its Thanksgiving contest each of the last four times it has played on the holiday (2003, 2007, 2009, 2011).
- ▶ Through 106 meetings, which includes two postseason contests (1-1), the Packers hold a 56-49-1 edge over the Vikings in the all-time series.
- ▶ Fans can bet on a back-and-forth contest when the border rivals meet. In fact, 16 of the last 22 regular-season meetings between the clubs have been decided by seven points or less.
- ▶ Including Green Bay's win against Minnesota in last year's playoffs, the Packers have won seven of the last eight games between the teams. Green Bay has won four straight against the Vikings at Lambeau Field.
- ▶ The Packers have scored 30-plus points in five of their last six regular-season games against Minnesota, averaging 35.0 points per game over that span. That included a 44-point outing at Minnesota earlier this season in Week 8, the most points ever scored by Green Bay at the Metrodome, and a 45-point effort at Lambeau Field in 2011.
- ▶ Since Head Coach **Mike McCarthy** took over in 2006, the Packers have swept the season series with Minnesota in four out of seven years (2006-2007, 2010-2011). Green Bay has an 11-4 record (.733) against the Vikings in the regular season under McCarthy.
- ▶ Over the last 19 seasons (1994-2012), the Packers (nine) and the Vikings (five) have accounted for 14 NFC Central/North championships.
- ▶ Green Bay enters Sunday's game having won 14 of its last 16 regular-season games against NFC North foes. The Packers' .875 winning percentage in divisional contests over that span ranks No. 2 in the NFL behind only New England (.882, 15-2).
- ▶ The Packers have won 10 of their last 11 and 17 of their last 19 regular-season games at Lambeau Field against NFC North opponents.
- ▶ Since 2006, Green Bay has a 34-11 (.756) regular-season record in NFC North contests (No. 2 in the NFL) and a 19-4 mark (.826) at home (No. 2).
- ▶ The Packers have won 10 of their last 12 regular-season games at home and 23 of their last 26 at Lambeau Field.

WITH THE CALL

FOX Sports, now in its 20th season as an NFL network television partner, will broadcast the game to a regional audience.



- ▶ Play-by-play man **Kevin Burkhardt** and color analyst **John Lynch** will have the call from the broadcast booth with **Erin Andrews** reporting from the sidelines.
- ▶ Milwaukee's WTMJ (620 AM), airing Green Bay games since 1929, heads up the 50-station Packers Radio Network, with **Wayne Larrivee** (play-by-play) and two-time Packers Pro Bowler **Larry McCarren** (color) calling the action. The duo is in its 15th season of broadcasts together across the Packers Radio Network, which covers 42 markets in six states.
- ▶ Sports USA Radio will air the game across the country. **Adam Amin** (play-by-play) and **Ross Tucker** (analyst) will call the action.
- ▶ The broadcast is also available on SiriusXM Satellite Radio (WTMJ feed) as part of the network's NFL Sunday Drive.
- ▶ DIRECTV subscribers can watch the game in HD on Channel 709.

REGULAR SEASON

Date	Opponent	Time (CT)	TV
Sun., Sept. 8	at San Francisco 49ers	L, 28-34	(69,732)
Sun., Sept. 15	WASHINGTON REDSKINS	W, 38-20	(78,020)
Sun., Sept. 22	at Cincinnati Bengals	L, 30-34	(64,633)
Sun., Sept. 29	Open Date		
Sun., Oct. 6	DETROIT LIONS (Gold Pkg.)	W, 22-9	(78,200)
Sun., Oct. 13	at Baltimore Ravens	W, 19-17	(71,319)
Sun., Oct. 20	CLEVELAND BROWNS	W, 31-13	(77,804)
Sun., Oct. 27	at Minnesota Vikings	W, 44-31	(64,134)
Mon., Nov. 4	CHICAGO BEARS	L, 20-27	(78,122)
Sun., Nov. 10	PHILADELPHIA EAGLES (Gold Pkg.)	L, 13-27	(78,011)
Sun., Nov. 17	at New York Giants	L, 13-27	(79,114)
Sun., Nov. 24	MINNESOTA VIKINGS	12 p.m.	FOX
Thu., Nov. 28	at Detroit Lions	11:30 a.m.	FOX
Sun., Dec. 8	ATLANTA FALCONS	*7:30 p.m.	NBC
Sun., Dec. 15	at Dallas Cowboys	*3:25 p.m.	FOX
Sun., Dec. 22	PITTSBURGH STEELERS	*3:25 p.m.	CBS
Sun., Dec. 29	at Chicago Bears	*12 p.m.	FOX

*—Start time and broadcast may shift due to NFL flexible scheduling

NFL POSTSEASON DATES

Jan. 4-5	AFC and NFC Wild Card Playoffs
Jan. 11-12	AFC and NFC Divisional Playoffs
Jan. 19	AFC and NFC Championship Games
Jan. 26	AFC-NFC Pro Bowl
Feb. 2	Super Bowl XLVIII, MetLife Stadium, New York/New Jersey





VIKINGS AT PACKERS – WEEK 12

DIVISIONAL DRIVE

The game against Minnesota this Sunday will be the first of two NFC North games over a five-day span for Green Bay.

- ▶ The Packers have a 34-11 (.756) overall regular-season record against NFC North opponents under Head Coach **Mike McCarthy**, a divisional mark that ranks **No. 2 in the NFL** since 2006:

<u>Team</u>	<u>Div. W-L Record</u>	<u>Pct.</u>
1. New England	37-9	.804
2. Green Bay	34-11	.756
3. Indianapolis	31-14	.689
4. San Diego	30-14	.682
5. Pittsburgh	29-15	.659

- ▶ In the Packers' 45 divisional games under McCarthy, they have registered a plus-25 turnover differential and have outscored their opponents 1,163 to 824. Green Bay has held NFC North foes to 20 points or less in 27 of those contests and to 10 points or less in 12 of the games.
- ▶ The Packers have won 19 of 23 NFC North games at home under McCarthy, which ranks **No. 2 in the NFL** since 2006:

<u>Team</u>	<u>Home Div. Record</u>	<u>Pct.</u>
1. New England	20-3	.870
2. Green Bay	19-4	.826
3. Indianapolis	17-4	.810

- ▶ Green Bay had won 10 straight home games against divisional foes before losing to Chicago at Lambeau Field this season in Week 9.
- ▶ A look at the top home divisional winning streaks by Green Bay in the regular season since the league went to a divisional format in 1967:

<u>Seasons</u>	<u>Home Div. Winning Streak</u>
1. 1994-98	18
2t. 2010-13	10
2t. 2000-02	10

- ▶ Green Bay's 37-34 loss at Minnesota last season in Week 17 snapped the Packers' 12-game winning streak in regular-season NFC North games, which was the longest divisional winning streak in team history since the league went to a divisional format in 1967:

<u>Seasons</u>	<u>Divisional Winning Streak</u>
1. 2010-2012	12
2t. 1996-97, 2001-02	8
4. 1997-98	7

- ▶ The Packers have a 2-1 record in NFC North contests this season. Green Bay has finished with a winning record in divisional games in every season under McCarthy (2006-12). The only other team in the league to accomplish that feat each of the past seven seasons was the New England Patriots.
- ▶ The streak of seven straight seasons with a winning record in divisional games is also a franchise record, topping the previous mark of five straight from 2000-04.

TOLZIEN'S FIRST TWO

QB **Scott Tolzien** made his NFL debut vs. Philadelphia in Week 10 and earned his first career start when he opened at the N.Y. Giants this past Sunday.

- ▶ In the 27-13 loss to the Giants, Tolzien threw for 339 yards on 24-of-34 passing, the **most passing yards by a Green Bay QB in his first start with the club in franchise history**.
- ▶ A look at the top passing-yardage totals by a Packers QB in their first start with the team during the Super Bowl era:

<u>Player</u>	<u>Passing Yards</u>
1. Scott Tolzien, at NYG, 11/17/13	339
2. Mike Tomczak, vs. Buf., 11/10/91	317
3. Matt Flynn, at NE, 12/19/10	251

- ▶ Tolzien came on in relief of an injured Seneca Wallace against the Eagles in Week 10 and threw for 280 yards, the most by a quarterback in his first game with the Packers.
- ▶ Tolzien's two-game total of 619 passing yards is the most by a Green Bay QB in his first two games with the team in franchise history.
- ▶ According to the Elias Sports Bureau, Tolzien's 619 yards are the fourth most by a quarterback in his first two NFL games:

<u>Player</u>	<u>Passing Yards</u>
1. Cam Newton, CAR, 2011	854
2. Todd Marinovich, LARai., 1991-92	638
3. Case Keenum, HOU, 2013	621
4. Scott Tolzien, GB, 2013	619

- ▶ Tolzien has completed seven passes of 25-plus yards over the past two games, which is tied for No. 2 in the NFL over that span:

<u>Player</u>	<u>25-Yard Passes</u>
1. Russell Wilson, SEA	9
2t. Scott Tolzien, GB	7
2t. Nick Foles, PHI	7
2t. Peyton Manning, DEN	7

STAT OF THE WEEK

- ▶ In Green Bay's loss at the N.Y. Giants on Sunday, the Packers did not allow a single sack, their first time doing so since Week 4 last season vs. New Orleans.
- ▶ The Packers gave up just one sack in Week 10 vs. Philadelphia, bringing their two-week total to one sack. That is the fewest over a two-game span by Green Bay since it allowed no sacks in Weeks 2-3 of 2010.
- ▶ After allowing 10 sacks in their first three games this season, which was tied for the sixth most in the league through Week 3, the Packers have allowed just 13 sacks over their last seven games. Their average of 1.86 sacks per game over that span ranks No. 5 in the NFL.
- ▶ With 23 sacks allowed this season, the Packers are tied for No. 9 in the NFL in the category. It is the fewest sacks allowed by Green Bay through 10 games since it allowed 20 in the first 10 games in 2010.



VIKINGS AT PACKERS – WEEK 12

RACKING UP YARDS

Green Bay posted 580 yards of total offense in Week 2 against the Redskins, the second-best performance in team history behind only a 628-yard effort at Philadelphia on Nov. 11, 1962.

►Through Week 11, the Packers have generated 4,174 yards of total offense, an average of 417.4 yards per game that ranks No. 3 in the NFL:

<u>Team</u>	<u>Yards Per Game</u>
1. Denver	455.5
2. New Orleans	419.1
3. Green Bay	417.4
4. Detroit	414.3
5. Philadelphia	412.4

►The Packers' 4,174 yards of offense this season are the **most through 10 games in franchise history**. A look at the top yardage totals in team annals through the first 10 contests:

<u>Season</u>	<u>Yards (First 10 Games)</u>
1. 2013	4,174
2. 2004	4,070
3. 2011	4,065

►The Packers registered 438 yards of offense in their win at Baltimore in Week 6, Green Bay's eighth straight game with 385-plus yards, a new franchise record. The previous long was a seven-game streak in 2011 (Weeks 1-7).

►Green Bay is averaging 283.1 passing yards per game this season, good for No. 5 in the league:

<u>Team</u>	<u>Passing Yards Per Game</u>
1. Denver	350.4
2. New Orleans	321.9
3. Detroit	310.6
4. San Diego	287.9
5. Green Bay	283.1

►Combined with a ground game that ranks No. 6 in the NFL through Week 10, the Packers are one of only two teams in the NFL (Philadelphia) that rank in the top 10 in both passing and rushing offense this season.

►The Packers have finished in the top 10 in total offense in six of the last seven seasons, with the 2012 season (No. 13) the lone exception over that span:

<u>Season</u>	<u>Yards Per Game/Ranking</u>
2006	341.1 (9th)
2007	370.7 (2nd)
2008	351.1 (8th)
2009	379.1 (6th)
2010	358.1 (9th)
2011	405.1 (3rd)
2012	359.4 (13th)

GETTING IT DONE ON THE GROUND

The Packers posted a season-high 199 rushing yards vs. Chicago in Week 9, their fourth 180-yard rushing game this season.

►Four of the Packers' top five rushing performances since 2009 have come in the last eight games:

<u>Opponent</u>	<u>Rushing Yards</u>
1. at Cleveland, 10/25/09	202
2. vs. Chicago, 11/4/13	199
3t. at Cincinnati, 9/22/13	182
3t. at Minnesota, 10/27/13	182
5. vs. Detroit, 10/6/13	180

►Green Bay's four 180-yard rushing games this season are the most by the Packers in a season since they posted eight in 2003. The Packers rank No. 2 in the NFL in 180-yard rushing games this season:

<u>Team</u>	<u>180-Yard Rushing Games</u>
1. Washington	5
2. Green Bay	4
3t. Oakland, Philadelphia, Seattle	3

►In 10 games this season, the Packers have rushed for 1,343 yards on 286 carries (4.70 avg.). Green Bay ranks **No. 6 in the NFL** in rushing yards per game through Week 11:

<u>Team</u>	<u>Rushing Yards (Per Game)</u>
1. Washington	155.2
2. Philadelphia	150.6
3. Seattle	147.9
4. Oakland	145.4
5. San Francisco	141.0
6. Green Bay	134.3

►Green Bay has been ranked in the top five in the league in rushing at various points this season, the first time it had done so at any point in a season since it finished the 2003 campaign ranked No. 3 in the league.

►A look at the top totals by the Packers through 10 games **since the 1970 AFL-NFL merger**:

<u>Season</u>	<u>Rushing Yards (First 10 Games)</u>
1. 1971	1,671
2. 2003	1,665
3. 1978	1,501
4. 1972	1,382
5. 2013	1,343

►Green Bay's average of 4.70 yards per carry this season ranks No. 4 in the NFL through Week 11:

<u>Team</u>	<u>Rushing Avg.</u>
1. Washington	5.06
2. Oakland	4.96
3. Philadelphia	4.92
4. Green Bay	4.70



VIKINGS AT PACKERS – WEEK 12

WHAT TO WATCH FOR ON SUNDAY

- ▶ The Packers have posted at least 350 yards of offense in 12 of their last 13 regular-season games.
- ▶ Green Bay has had at least one 100-yard receiver in eight of 10 games this season and ranks No. 1 in the NFL with 10 100-yard receivers on the season. The Packers need one more 100-yard receiver to tie the single-season team record set in 1995 (11).
- ▶ The Packers have allowed one sack in their last two games and 13 sacks in their last seven contests.
- ▶ Green Bay has been flagged for 16 penalties in its last four contests.
- ▶ In their last four games vs. Minnesota, Green Bay has converted 35 of 60 third-down opportunities (58.3 percent).
- ▶ RB **Eddie Lacy** has rushed for 645 yards over the last seven games, No. 1 in the NFL over that span.
- ▶ Lacy needs one rushing TD to tie Samkon Gado (six in 2005) for the single-season franchise mark for the most rushing TDs by a rookie.
- ▶ WR **Jordy Nelson** needs 111 receiving yards to reach the 1,000-yard mark for the season. In his last two regular-season games against the Vikings, Nelson has caught 10 passes for 210 yards (21.0 avg.) and three TDs. He has posted a two-TD game in two of his last four games vs. Minnesota.
- ▶ QB **Scott Tolzien** has posted 619 passing yards in the last two games, the fourth most in the NFL over that span.
- ▶ With a start this Sunday, Tolzien would become the first Packers QB other than Brett Favre or Aaron Rodgers to start back-to-back games since Don Majkowski opened the first three games in 1992.
- ▶ WR **Jarrett Boykin** has 410 receiving yards since Week 7, which ranks No. 8 in the NFL over that span.
- ▶ LB **Clay Matthews** has posted at least one sack in each of his last four games against Minnesota, totaling five sacks over that span.
- ▶ K **Mason Crosby** needs four points for his seventh consecutive 100-point season. He ranks No. 2 in franchise history for the most 100-point seasons behind only K Ryan Longwell (eight, 1997-2004). Crosby has made at least one field goal in nine consecutive games.

AN EVENLY MATCHED SERIES

Through 106 meetings, which includes two postseason games, the Packers hold a 56-49-1 advantage over the Vikings in the all-time series.

- ▶ Fans can bet on a back-and-forth contest when the teams meet. In fact, **16 of the last 22 regular-season meetings have been decided by seven points or less.**
- ▶ The Packers have swept the season series in four of seven seasons under Head Coach **Mike McCarthy** (2006-07, 2010-11) and have a 11-4 regular-season record (.733) against the Vikings since 2006.
- ▶ Green Bay won five straight against the Vikings from 2010-12, its longest streak since a five-game winning streak vs. Minnesota from 2006-08.
- ▶ The Packers won the first six meetings between the clubs from 1961-63 and nine of the first 10 games between the border rivals.
- ▶ Green Bay's 38-point win (45-7) over Minnesota in Week 10 of 2011 was the largest margin of victory by either team in the history of the series.
- ▶ The Packers have scored 44 or more points in two of the last four regular-season meetings. Green Bay posted 45 in Week 10 of 2011 at Lambeau Field and 44 earlier this season in Week 8 at the Metrodome. It was the most points ever scored by Green Bay at the Vikings' stadium.

KEEPING THE CHAINS MOVING

In Green Bay's 44-31 win at Minnesota in Week 8, the Packers converted 13 of 18 third-down opportunities, the best performance by a team in the NFL this season and the best by Green Bay since 1998.

- ▶ According to STATS LLC, the Packers' 72.2 conversion percentage was tied for their second-best mark on third down **since 1991**:

Opponent	Third-Down Conversion Rate
1. vs. Dallas, 11/23/97	76.5 (13-17)
2t. at Minnesota, 10/27/13	72.2 (13-18)
2t. at Chicago, 9/11/95	72.2 (13-18)
2t. vs. Detroit, 9/6/98	72.2 (13-18)

- ▶ Green Bay's offense ranked No. 9 in the league on third down last season, converting 90 of 213 opportunities (42.3 percent).
- ▶ It was the sixth straight season (2007-12) that Green Bay's offense finished in the top 10 on third down, one of only three teams in the league to do so over that span (New Orleans, New England).
- ▶ The Packers got off to a slow start by their standards this season, converting on just 12 of 33 third-down opportunities (36.4 percent) in their first three games. That ranked No. 17 in the league through Week 3.
- ▶ In Weeks 7-8, Green Bay converted 20 of its 31 third-down chances (64.5 percent). The Packers' recent surge has helped them move up to **No. 7 in the league rankings** through Week 11:

Team	Third-Down Conversion Rate
1. Carolina	48.4
2. Denver	48.0
3. San Diego	46.3
4. Washington	46.2
5. New Orleans	44.4
6. Tennessee	43.1
7. Green Bay	42.3

- ▶ The Packers have been at their best on third-and-medium (4-6 yards), ranking tied for No. 4 in the league at 50.0 percent (13 of 26).
- ▶ Two of the top four seasons in team history since the 1970 AFL-NFL merger have come under Head Coach **Mike McCarthy**:

Season	Third-Down Conversion Rate
1. 1995	49.1
2. 2011	48.1
3. 2004	47.3
4. 2009	47.0

- ▶ A look at where Green Bay's offense ranks in the NFL on third down **since 2009**:

Team	Third-Down Conversion Rate
1. New Orleans	48.0
2. New England	45.1
3. Green Bay	44.4
4. San Diego	44.2
5. Atlanta	44.0



VIKINGS AT PACKERS – WEEK 12

POUNDING IT OUT

RB **Eddie Lacy** posted a career-high 150 rushing yards and a TD on 22 carries (6.8 avg.) in the Packers' loss to the Bears in Week 9 at Lambeau Field.

► Lacy's 150-yard effort was the second-best single-game rushing performance by a Green Bay rookie in franchise history, trailing only RB Samkon Gado's 171-yard game in 2005:

<u>Rookie</u>	<u>Rushing Yards</u>
1. Samkon Gado, vs. Det., 12/11/05	171
2. Eddie Lacy, vs. Chi., 11/4/13	150
3. John Brockington, at Min., 11/14/71	149

► Lacy has 696 rushing yards on the season, despite missing most of the Week 2 game vs. Washington and all of Week 3 at Cincinnati due to a concussion. He ranks **No. 1 in the league among rookies** and No. 8 among all players in rushing yards this season:

<u>Rookie</u>	<u>Rushing Yards</u>
1. Eddie Lacy, GB	696
2. Zac Stacy, STL	537
3. Giovani Bernard, CIN	464

<u>Player</u>	<u>Rushing Yards</u>
1. LeSean McCoy, PHI	1,009
2. Marshawn Lynch, SEA	925
3. Alfred Morris, WAS	918
4. Adrian Peterson, MIN	851
5. Jamaal Charles, KC	803
6. Matt Forte, CHI	774
7. Frank Gore, SF	748
8. Eddie Lacy, GB	696
9. Ryan Mathews, SD	666
10. Reggie Bush, DET	654

► Lacy already ranks No. 2 in franchise history for the most rushing yards in a season by a Green Bay rookie:

<u>Rookie</u>	<u>Rushing Yards</u>
1. John Brockington, 1971	1,105
2. Eddie Lacy, 2013	696
3. Samkon Gado, 2005	582
4. Gerry Ellis, 1980	545
5. Kenneth Davis, 1986	519

► Lacy's 150-yard effort against the Bears in Week 9 was his fifth straight game with at least 80 rushing yards. He is the **only Green Bay rookie in franchise history** to register 80-plus rushing yards in five consecutive games.

► Lacy was the first Packer to rush for 80-plus yards in five straight games since RB Ryan Grant did so in 2007 (Weeks 10-14).

► With Lacy's five straight games (Weeks 5-9) and RB **Johnathan Franklin's** 103-yard effort at Cincinnati in Week 3, the Packers had a rookie RB post at least 80 yards rushing in six consecutive games for the **first time in franchise history**. The previous record was three in 1971.

► Lacy has rushed for 645 yards over the last seven games, **No. 1 in the NFL** over that span:

<u>Player</u>	<u>Rushing Yards (Since Week 5)</u>
1. Eddie Lacy, GB	645
2. Alfred Morris, WAS	622
3. Marshawn Lynch, SEA	617
4. LeSean McCoy, PHI	541
5. Zac Stacy, STL	533

► Lacy posted his fifth rushing TD of the season at the N.Y. Giants on Sunday. That is tied for the second most in a season by a Green Bay rookie:

<u>Rookie</u>	<u>Rushing TDs</u>
1. Samkon Gado, 2005	6
2t. Eddie Lacy, 2013	5
2t. Charles Goldenberg, 1933	5
2t. Gerry Ellis, 1980	5
2t. Brent Fullwood, 1987	5

100-YARD CLUB

After not having a 100-yard rusher over a 44-game span in the regular season (Week 6, 2010-Week 1, 2013), the Packers have had a running back eclipse the 100-yard mark in four of their last nine games.

► With the four 100-yard rushers this season, Green Bay is **tied for No. 2 in the NFL** through Week 11:

<u>Team</u>	<u>100-Yard Rushers (2013)</u>
1. Oakland	5
2t. Green Bay	4
2t. Philadelphia	4
4t. Six teams	3

► For the Packers, it is their most 100-yard rushers in a season since they also had four in 2008.

► With three different RBs already recording 100-yard games this season (Johnathan Franklin, Eddie Lacy, James Starks), the Packers have tied the single-season franchise mark for the most 100-yard rushers in a season.

► The only other seasons that saw Green Bay feature three different 100-yard rushers were 1961 (Paul Hornung, Tom Moore, Jim Taylor), 1979 (Steve Atkins, Terrell Middleton, Nate Simpson), 1985 (Jessie Clark, Gerry Ellis, Eddie Lee Ivery) and 2006 (Ahman Green, Noah Herron, Vernand Morency).

► According to the Elias Sports Bureau, the Packers became the first NFL team since the 1989 Washington Redskins (Gerald Riggs, Jamie Morris, Ernest Byner) to have **three different running backs top the 100-yard mark in the first five games of a season**.



VIKINGS AT PACKERS – WEEK 12

SACKING PACK

In the win at Minnesota in Week 8, Green Bay's defense recorded three sacks, the team's fifth straight game with at least three sacks.

- ▶ For the Packers, it marked the first time they had posted three-plus sacks in five consecutive games since the team did so in five straight contests to start the 2010 season.
- ▶ The Packers are tied for No. 9 in the NFL this season with 31 sacks:

<u>Team</u>	<u>Sacks (2013)</u>
1. Buffalo	37
2. Kansas City	36
3t. Baltimore, Cincinnati	34
5. Seattle	33
6t. New England, New Orleans, St. Louis	32
9t. Green Bay , Carolina, Cleveland	31
12. Miami	30

- ▶ Green Bay finished No. 4 in the league last season with 47 sacks, the second time they had finished in the top five in the NFL in the category in three seasons (also 2010).
- ▶ The Packers' sack total in 2012 was tied for the fifth best in franchise history since team sacks began to be recorded in 1963:

<u>Season</u>	<u>Sacks</u>
1. 2001	52
2. 1998	50
3t. 1978, 1985	48
5t. 1966, 2010, 2012	47

- ▶ Since 2010, Green Bay has registered 154 sacks, which ranks No. 3 in the NFL over that span:

<u>Team</u>	<u>Sacks (Since 2010)</u>
1. St. Louis	166
2. Cincinnati	157
3. Green Bay	154

- ▶ The Packers have had 13 different players register at least one full sack this season, which is tied for No. 2 in the NFL through Week 11:

<u>Team</u>	<u>Players With A Full Sack</u>
1. Cleveland	15
2t. Green Bay	13
2t. Oakland	13

- ▶ Green Bay had 15 different players record a sack in 2012, No. 2 in the NFL behind only Cleveland (16). The Packers' 2012 total tied the single-season franchise record:

<u>Season</u>	<u>Packers With A Sack</u>
1t. 1987, 2012	15
3t. 2003, 2009, 2010	14

SACKS FROM THE BACKS

With his 10-yard sack of QB Joe Flacco in Week 6 at Baltimore, CB **Micah Hyde** became the fourth Green Bay defensive back to register a sack this season as he joined S **M.D. Jennings** and CBs **Davon House** and **Tramon Williams**.

- ▶ With four different defensive backs already recording at least one full sack this season, the Packers have tied the single-season franchise record (since 1982) set in 1986, 2003, 2009 and 2012.
- ▶ Green Bay ranks **No. 2 in the NFL** through Week 11 as far as defensive backs with at least one full sack this season:

<u>Team</u>	<u>DBs/Full Sack</u>
1. Oakland	5
2. Green Bay	4
3t. Carolina, Cleveland, Kansas City, San Diego	3

- ▶ Green Bay's defensive backs have generated 23.5 sacks since 2009, which ranks No. 4 in the NFL over that span:

<u>Team</u>	<u>Sacks by DBs</u>
1. N.Y. Jets	26.5
2t. New Orleans, Oakland	24.0
4. Green Bay	23.5

RACKING UP TACKLES

With 10 tackles against the Bears in Week 9, LB **A.J. Hawk** moved into the top five in franchise history for career tackles (since 1975).

- ▶ Hawk leads the team this season with 98 tackles (72 solo), giving him 970 tackles (694 solo) for his career:

<u>Player</u>	<u>Career Tackles</u>
1. John Anderson, 1978-89	1,020
2. Nick Barnett, 2003-10	1,014
3. Johnnie Gray, 1975-83	1,001
4. A.J. Hawk, 2006-2013	970
5. Mike Douglass, 1978-85	967

- ▶ Hawk has either led the team or finished second in tackles in six of his seven seasons in Green Bay.
- ▶ Hawk registered a career-high three sacks in the Week 6 win at Baltimore and finished the contest with five tackles for loss. He has a career-high four sacks on the season.
- ▶ Hawk is one of seven linebackers to record three sacks in a game this season, joining 49ers LB Ahmad Brooks, Chiefs LBs Justin Houston (twice) and Tamba Hali, Bengals LB Vincent Rey, Ravens LB Terrell Suggs and Colts LB Robert Mathis.
- ▶ Even more impressive, Hawk became just the second Green Bay inside linebacker to record three sacks in a game since sacks became an official statistic in 1982.
- ▶ A look at the only two inside linebackers to ever register a three-sack game for the Packers (position based on the official gamebook):

<u>Inside Linebacker</u>	<u>Sacks</u>
A.J. Hawk, at Bal., 10/13/13	3.0
Bryce Paup, vs. TB, 9/15/91	3.0



VIKINGS AT PACKERS – WEEK 12

YAC FOR THE PACK

In QB **Aaron Rodgers'** franchise-record-tying 480-yard passing day against the Redskins in Week 2 at Lambeau Field, 295 of those yards came after the catch.

- ▶ According to STATS LLC, it was the most yards after catch registered in a game by an NFL team since STATS began recording the statistic in 1993.
- ▶ A look at the top five single-game performances when it comes to yards after the catch in the NFL since 1993:

<u>Team</u>	<u>Yards After Catch</u>
1. Green Bay, vs. Was. (9/15/13)	295
2. New Orleans, at Dal. (12/23/12)	281
3. Pittsburgh, vs. Den. (11/5/06)	273
4. Minnesota, vs. Ari. (11/7/10)	271
5t. Denver, vs. Bal. (9/15/13)	270
5t. Detroit, at Phi. (9/23/07)	270

- ▶ Three of the top five single-game performances by the Packers since 1992 (according to STATS) have come in the last five seasons:

<u>Opponent</u>	<u>Yards After Catch</u>
1. vs. Washington, 9/15/13	295
2. at Minnesota, 10/5/09	262
3. vs. Miami, 9/11/94	228
4t. vs. Tampa Bay, 9/25/94	226
4t. vs. Detroit, 1/1/12	226

- ▶ Green Bay ranks No. 5 in the league in yards after the catch this season and No. 3 in the category since 2008:

<u>Team</u>	<u>Yards After Catch (2013)</u>
1. Denver	1,891
2. New Orleans	1,639
3. Atlanta	1,620
4. Detroit	1,604
5. Green Bay	1,540

<u>Team</u>	<u>Yards After Catch (Since 2008)</u>
1. New Orleans	13,089
2. New England	12,736
3. Green Bay	12,105
4. Dallas	12,031
5. San Diego	11,914

- ▶ A look at the Packers' YAC totals each season since 2008 and where that ranked in the NFL. It includes four straight top-six finishes:

<u>Season</u>	<u>Yards (Game) /Ranking</u>
2008	103.5 (14th)
2009	136.9 (6th)
2010	133.3 (5th)
2011	150.6 (3rd)
2012	136.1 (4th)

HITTING TRIPLE DIGITS

In the Packers' Week 2 victory vs. Washington, WRs **James Jones** (178 yards) and **Randall Cobb** (128 yards) both registered single-game career highs for receiving yards.

- ▶ It was the second straight week that the offense featured a pair of 100-yard receivers, with Cobb (108) and WR **Jordy Nelson** (130) each eclipsing the 100-yard mark at San Francisco in Week 1.
- ▶ It marked the **first time in franchise history** that the Packers had a pair of 100-yard receivers in back-to-back games.
- ▶ With 10 100-yard receivers this season, the Packers rank **No. 1 in the league** in the category:

<u>Team</u>	<u>100-Yard Receivers (2013)</u>
1. Green Bay	10
2t. New Orleans, Philadelphia	8
4t. Seven teams	7

- ▶ Since 2008, the Packers have had a 100-yard receiver 52 times, with a season high of 10 in 2010. Green Bay had eight in 2008, nine in 2009, 10 in 2010, nine in 2011 and seven in 2012.
- ▶ The Packers rank No. 2 in the NFL in 100-yard receivers since 2008:

<u>Team</u>	<u>100-Yard Receivers (2008-13)</u>
1. New England	62
2. Green Bay	53
3. New Orleans	52
4. Atlanta	49
5. Dallas	47

- ▶ A look at the top seasons in franchise history as far as the number of 100-yard receivers:

<u>Season</u>	<u>100-Yard Receivers</u>
1. 1995	11
2t. 2013 , 2010	10
4t. Six seasons	9

- ▶ In Week 7 vs. Cleveland, WR **Jarrett Boykin** became the **fourth Green Bay wide receiver** to post a 100-yard receiving game this season, joining Cobb, Jones and Nelson. The four different WRs is the most by an NFL team this season.
- ▶ With four different WRs posting 100-yard games this season, the Packers have tied the single-season franchise record set in 2012.
- ▶ The Packers' WRs have accounted for 2,254 yards, an average of 225.4 yards per game that ranks **No. 2 in the NFL** through Week 11:

<u>Team</u>	<u>Receiving Yards/Game (WRs)</u>
1. Denver	243.7
2. Green Bay	225.4
3. N.Y. Giants	198.0

- ▶ Green Bay set a single-season franchise record in 2011 with 3,667 receiving yards from its wide receivers, an average of 229.2 yards per game. That also led the NFL that season.



THE DOPE ON THIS WEEK'S OPPONENT:

Packers vs. Vikings:

All-time regular season:
55-48-1

All-time, postseason: 1-1

All-time, at Lambeau Field:
21-17-1

Streaks: The Packers have won seven of the last eight meetings.

Last meeting, at Green Bay, regular season:

Dec. 2, 2012, at Lambeau Field; Packers won, 23-14



COACHES CAPSULES

Mike McCarthy: 85-47, .644, (incl. 6-4 postseason); 8th NFL season

Leslie Frazier: 18-31-0, .367, (incl. 0-1 postseason); 4th NFL season (interim coach in 2010)

Head to Head: McCarthy 5-1

vs. Opponent: McCarthy 12-4 vs. Vikings; Frazier 1-5 vs. Packers

MIKE McCARTHY...Is in his eighth year as the Packers' 14th head coach.

- ▶ Joined Vince Lombardi and Mike Holmgren as the only coaches to guide the Packers to a Super Bowl title with a win over Pittsburgh in Super Bowl XLV.
- ▶ Has led the Packers to playoff appearances in five of his seven seasons at the helm, and the team's five postseason berths over the past six seasons are the most by an NFC team.
- ▶ Led Green Bay to 47 regular-season victories from 2009-12, the second most in the NFL over that span and the second most in franchise history over a four-year period.
- ▶ His .644 winning percentage (including playoffs) ranks No. 4 among active NFL coaches (min. 50 games).
- ▶ Was named Packers head coach on Jan. 12, 2006, his first head-coaching job after 13 years as an NFL assistant.
- ▶ Became the first Packers coach since Lombardi to lead the team to a championship game in his second season (2007).

LESLIE FRAZIER...Is in his fourth year as the Vikings' eighth head coach (served as the interim coach for the final six games in 2010).

- ▶ Served as Minnesota's defensive coordinator for four seasons (2007-10) and led the Vikings to top-10 finishes in total defense each season from 2008-10.
- ▶ Coached with the Philadelphia Eagles (1999-2002), Cincinnati Bengals (2003-04) and Indianapolis Colts (2005-06) before coming to Minnesota. In 12 seasons as NFL coach, has suffered a losing season only twice.
- ▶ Has coached on eight playoff teams and been a part of six division championships in his 14 seasons as an NFL coach.
- ▶ Played defensive back for the Chicago Bears (1981-86) and was a member of Chicago's Super Bowl XX team.

THE PACKERS-VIKINGS SERIES

- ▶ This marks the 107th overall meeting between the border rivals.
- ▶ The Packers own a 56-49-1 advantage over the Vikings (including playoffs) in the all-time series.
- ▶ Green Bay's five-game winning streak that was snapped in the 2012 finale was the longest by the club since a five-game streak against Minnesota from 2006-08. Prior to that, the longest streak for either team was Green Bay's five-game winning streak from 1983-85.

▶ The series began when the Vikings entered the league in 1961, and Vince Lombardi's Packers won nine of the first 10.

▶ Over the last 19 seasons (1994-2012), these teams have accounted for 14 NFC Central/North division championships.

NOTABLE CONNECTIONS

Vikings WR Greg Jennings was drafted by Green Bay in the second round in 2006 and played for the Packers for seven seasons (2006-12)...Packers tight ends coach Jerry Fontenot played for the Bengals in 2004 when Vikings head coach Leslie Frazier was on Cincinnati's staff... Fontenot was a teammate of Vikings special assistant to the head coach/linebackers Mike Singletary with the Bears...Singletary coached with Packers head coach Mike McCarthy and quarterbacks coach Ben McAdoo on the San Francisco staff in 2005...Vikings tight ends coach Jimmie Johnson played for Kansas City for one season (1994) when McCarthy was an offensive assistant there...Packers assistant offensive line coach Joel Hilgenberg's uncle, Wally, played linebacker for the Vikings for 12 seasons (1968-79)...Vikings special teams coordinator Mike Priefer's father, Chuck, was an assistant coach for the Packers from 1984-85... Packers defensive coordinator Dom Capers and Vikings linebackers coach Fred Pagac coached on the staff together at Ohio State in the early 1980s...Vikings assistant defensive line coach Diron Reynolds' brother, Jamal, was selected in the first round by the Packers in 2001...Vikings RB Toby Gerhart's brother, Garth, is a center on the Packers' practice squad...Packers running backs coach Alex Van Pelt was Vikings QB Josh Freeman's position coach for two seasons (2010-11) with the Tampa Bay Buccaneers...Van Pelt played for the Bills when Vikings running backs coach James Saxon was on Buffalo's staff...Packers defensive line coach Mike Trgovac and Vikings offensive line coach Jeff Davidson coached on the staff together in Carolina...Trgovac was on the staff with Vikings offensive coordinator Bill Musgrave and strength and conditioning coach Tom Kanavy in Philadelphia and when Johnson played tight end for the Eagles...Former college teammates include Freeman and Packers WR Jordy Nelson (Kansas State), Packers LB Clay Matthews and LB Nick Perry and Vikings DE Everson Griffen, FB Rhett Ellison and T Matt Kalil (Southern California), and Packers RB Johnathan Franklin and DE Datone Jones and Vikings G Jeff Baca and P Jeff Locke (UCLA)...Packers area scout Lee Gissendaner went to training camp with the Vikings in 1996 and spent parts of that season on Minnesota's practice squad...Green Bay director of research and development Mike Eayrs (similar capacity, 1985-99) previously worked for the Vikings, as did Packers VP of football administration/player finance Russ Ball (1999-2000) and VP of sales and marketing Tim Connolly (1998-99).

LAST REGULAR-SEASON MEETING, IN GREEN BAY

Dec. 2, 2012, at Lambeau Field; Packers won, 23-14.

- ▶ QB Aaron Rodgers completed 27 of 35 passes for 286 yards and a TD with one interception and helped the offense rack up 435 total yards on the afternoon.
- ▶ WR Randall Cobb (6-62) and TE Jermichael Finley (6-60) led Green Bay's offense and WR James Jones caught a 32-yard TD pass in the first quarter. RB James Starks' 22-yard TD run late in the third quarter gave the Packers a 20-14 lead.
- ▶ S Morgan Burnett posted a career-high two interceptions, twice picking off Vikings QB Christian Ponder deep in Green Bay territory to halt potential scoring drives for Minnesota.
- ▶ RB Adrian Peterson led Minnesota with 210 rushing yards on 21 attempts (10.0 avg.), the most rushing yards by an opposing player in Lambeau Field history.



VIKINGS AT PACKERS – WEEK 12

FIRST THINGS FIRST

Through Week 11, Green Bay has averaged 417.4 yards per game, good for No. 3 in the league. Some of that success can be attributed to the Packers' production on first down.

- ▶ The Packers have averaged 6.23 yards on first down this season, good for **No. 4 in the league**:

Team	Avg. On First Down
1. Philadelphia	6.585
2. San Diego	6.406
3. Seattle	6.227
4. Green Bay	6.226
5. New Orleans	6.135

- ▶ The Packers finished No. 9 in the NFL in the category in 2010 (5.75 avg.), No. 6 in 2011 (6.29 avg.) and No. 30 last season (4.79 avg.).
- ▶ Green Bay has posted 217 first downs this season, an average of 21.7 per game that ranks No. 7 in the NFL through Week 11:

Team	First Downs/Game (2013)
1. Denver	27.1
2. San Diego	23.8
3. Washington	23.7
4. New Orleans	23.3
5. Detroit	22.7
6. New England	21.9
7. Green Bay	21.7

- ▶ The Packers posted at least 23 first downs in five straight regular-season games (Week 16, 2012-Week 3, 2013), the **longest streak by the club in franchise history**.
- ▶ Green Bay has finished in the top 10 in the league in total first downs each of the last two seasons, checking in at No. 5 in the NFL in 2011 with 353 and tied for No. 7 in 2012 with 341.
- ▶ The Packers rank No. 6 in the league in total first downs since 2011:

Team	First Downs (Since 2011)
1. New England	1,062
2. New Orleans	1,001
3. Detroit	958
4. Denver	937
5. Philadelphia	923
6. Green Bay	911

- ▶ Of Green Bay's 297 first-down plays this season, 149 have gained 4 or more yards, a 50.2 percentage that ranks No. 5 in the NFL this season:

Team	4-Plus Yards/First Down
1. San Diego	56.8
2. New Orleans	55.8
3. Dallas	51.4
4. Seattle	50.5
5. Green Bay	50.2

LONG-DISTANCE DEDICATION

When QB **Aaron Rodgers** connected with WR **Jordy Nelson** on a 76-yard TD pass in the Packers' 44-31 victory over Minnesota in Week 8, it marked Rodgers' 13th career TD pass of 70-plus yards.

- ▶ With the 13 TD passes of 70-plus yards since 2008, Rodgers **ranks No. 1** among NFL quarterbacks in the category over that span:

Quarterback	70-Yard TDs (Since 2008)
1. Aaron Rodgers, GB	13
2. Eli Manning, NYG	10
3t. Drew Brees, NO; Tony Romo, DAL; Matt Ryan, ATL	7

- ▶ Rodgers ranks No. 2 in franchise history in 70-yard TD passes behind only QB Brett Favre (15).
- ▶ Rodgers posted a career-high four TD passes of 70-plus yards in 2011 and three in 2009. He recorded one in 2008, two in 2010 and one in 2012. Rodgers has two 70-yard TD passes already this season.
- ▶ Rodgers is the **only quarterback in the league** to have at least one 70-yard TD pass each of the last six seasons (2008-13).

BALL CONTROL

Through 10 games this season, the Packers have posted 16 drives of five-plus minutes, which is tied for No. 4 in the NFL:

Team	5-Minute Drives
1. Carolina	21
2t. New Orleans, San Diego	18
4t. Green Bay , Atlanta, Tampa Bay	16

- ▶ The Packers have scored on 11 of those drives, which is tied for No. 6 in the league this season:

Team	5-Minute Scoring Drives
1. New Orleans	15
2. San Diego	14
3. N.Y. Jets	13
4t. Atlanta, Seattle	12
6t. Green Bay , four other teams	11

- ▶ Green Bay was tied for No. 6 in the NFL last season with 19 five-minute scoring drives.
- ▶ The Packers have posted 18 drives of 10 or more plays, which is tied for No. 11 in the league through Week 11:

Team	10-Play Drives
1. Washington	25
2. Indianapolis	23
3t. Atlanta, San Diego	22
5. Carolina	20
6t. Baltimore, Detroit, New England, St. Louis, Tennessee	19
11t. Green Bay , Buffalo, Cleveland, New Orleans	18



VIKINGS AT PACKERS – WEEK 12

HOME COOKING

The Packers have won 23 of their last 26 and 29 of their last 33 games at Lambeau Field in the regular season.

- ▶ Green Bay's .879 winning percentage (29-4) at home since Week 10 of 2009 ranks **No. 2 in the NFL** over that span:

<u>Team</u>	<u>W-L Record</u>	<u>Pct.</u>
1. New England	29-3	.906
2. Green Bay	29-4	.879
3. Baltimore	27-5	.844

- ▶ The Packers have averaged 30.8 points per game at home since 2009, **No. 3 in the league** over that span. Green Bay has posted 17 games of 30-plus points since '09 and nine 40-point games.

<u>Team</u>	<u>Points Per Game/Home (Since 2009)</u>
1. New England	32.3
2. New Orleans	31.5
3. Green Bay	30.8

- ▶ The defense has done its part as well at home since 2009, generating 81 turnovers at Lambeau Field. With Green Bay's offense posting only 37 giveaways over that span, the Packers have a plus-44 turnover ratio at home, good for **No. 3 in the league** since '09.

<u>Team</u>	<u>TO Differential/Home (Since 2009)</u>
1. New England	plus-47
2. San Francisco	plus-45
3. Green Bay	plus-44

- ▶ With the 81 takeaways at home since 2009, the Packers rank **No. 5 in the league** in that category:

<u>Team</u>	<u>Takeaways/Home (Since 2009)</u>
1. Chicago	84
2. San Francisco	83
3t. New England, Seattle	82
5. Green Bay	81

- ▶ Green Bay has generated at least two takeaways in 23 of 37 home games since 2009. The Packers have a 22-1 mark (.956) in those games. The Packers have posted four or more takeaways at Lambeau Field in nine of those contests.

- ▶ The Packers' win over Tennessee last year in Week 16 gave the team its third straight season with at least seven wins at home. It marked the second-longest streak in franchise history behind only a span of five straight seasons (1994-98) with seven or more victories at home.

- ▶ A look at the most home victories over a three-season span in franchise history:

<u>Seasons</u>	<u>Home Wins</u>
1t. 1995-97, 1996-98	23
3t. 1994-96, 2010-12	22
5t. 2000-02, 2009-11	21

SEEING A RETURN

In the Packers' win at Minnesota in Week 8, rookie CB **Micah Hyde** returned a punt 93 yards for a TD in the second quarter, becoming the eighth player in franchise history to post a punt return of 90-plus yards for a score.

- ▶ Hyde's return against the Vikings is tied for the fourth-longest punt return in team annals:

<u>Player</u>	<u>Longest Punt Return</u>
1. Steve Odom, 11/10/74	95t
2t. Mark Lee, 11/8/81	94t
2t. Tramon Williams, 11/18/07	94t
4t. Micah Hyde, 10/27/13	93t
4t. Veryl Switzer, 11/7/54	93t

- ▶ Hyde has 16 punt returns on the season for 234 yards, a 14.6-yard average that ranks **No. 3 in the NFL** through Week 11:

<u>Player</u>	<u>Punt Return Avg.</u>
1. Tandon Doss, BAL	15.6
2. Dwayne Harris, DAL	15.1
3. Micah Hyde, GB	14.6
4. Antonio Brown, PIT	13.1
5. Golden Tate, SEA	12.9

- ▶ The single-season franchise record for the most punt return yards by a Green Bay rookie is 306 by Switzer in 1954.

STARTING FAST

In the Packers' loss to the Bears in Week 9, the offense drove 68 yards on eight plays on its opening series on the way to a 30-yard field goal from K Mason Crosby.

- ▶ For the Packers, it marked the fifth straight game that they scored points on their opening possession of the game (three field goals, two TDs). That was the longest streak for Green Bay since it scored on the opening drive in five straight games in 2011 (Weeks 7, 9-12).

- ▶ The Packers have scored 26 points this season on their opening possessions, which is good for No. 6 in the NFL through Week 11:

<u>Team</u>	<u>Points On First Possession</u>
1. Denver	38
2. Oakland	35
3. Dallas	30
4. Tennessee	28
5. Chicago	27
6. Green Bay	26

- ▶ With their 26 points through 10 games this season, the Packers have already eclipsed their scoring output on opening drives last season. Green Bay was tied for No. 25 in the NFL last season with 21 points on opening possessions.

- ▶ Green Bay led the league in the category in 2011 when they posted 59 points on opening drives.



VIKINGS AT PACKERS – WEEK 12

PUT IT ON THE BOARD

The Packers have scored 258 points in their opening 10 games, a 25.8-point average that ranks No. 7 in the NFL.

► A look at the top scoring averages in the league through Week 11:

<u>Team</u>	<u>Points/Game (2013)</u>
1. Denver	39.8
2. New Orleans	28.8
3. Chicago	28.2
4. Seattle	27.8
5. Dallas	27.4
6. Detroit	26.5
7. Green Bay	25.8
8. New England	25.4

► Green Bay ranked No. 5 in scoring in 2012 (27.1), the sixth consecutive campaign (2007-12) that it finished in the top 10 in the league in scoring. The Packers were joined by New England as the only teams to accomplish that feat over the past six seasons:

<u>Team</u>	<u>Points/Game (2012)</u>
1. New England	34.8
2. Denver	30.1
3. New Orleans	28.8
4. Washington	27.3
5. Green Bay	27.1

► A look at Green Bay's scoring average and its league ranking each season since 2006:

<u>Season</u>	<u>Points Per Game/Ranking</u>
2006	18.8 (22nd)
2007	27.2 (4th)
2008	26.2 (5th)
2009	28.8 (3rd)
2010	24.3 (10th)
2011	35.0 (1st)
2012	27.1 (5th)

► The Packers' scoring average from 2011-12 was the best in franchise history over a two-year span since the team entered the NFL in 1921:

<u>Seasons</u>	<u>Points/Game</u>
1. 2011-12	31.0
2. 2010-11	29.6
3. 1961-62	28.8

► Green Bay has scored on 48 of 112 offensive drives this season, a 42.9 percent scoring efficiency that ranks **No. 4 in the league**:

<u>Team</u>	<u>Scoring Efficiency (2013)</u>
1. Denver	46.9
2. New Orleans	45.2
3. Seattle	44.0
4. Green Bay	42.9

PROLIFIC PACKERS

Over the past three-plus seasons, Green Bay has been one of the most productive offenses in the NFL.

► A glance at where the Packers rank in several offensive categories since 2010:

<u>Team</u>	<u>Points Per Game</u>
1. New England	31.8
2. New Orleans	29.0
3. Green Bay	28.3

<u>Team</u>	<u>30-Point Games</u>
1. New England	36
2. New Orleans	28
3. Green Bay	25

<u>Team</u>	<u>40-Point Games</u>
1t. Green Bay	11
1t. New England	11
3. New Orleans	8

<u>Team</u>	<u>Total Touchdowns</u>
1. New England	219
2. New Orleans	201
3. Green Bay	196

<u>Team</u>	<u>Passing Touchdowns</u>
1. New Orleans	148
2. Green Bay	138
3. New England	124

<u>Team</u>	<u>Net Yards Per Game</u>
1. New Orleans	417.2
2. New England	399.2
3. Detroit	386.9
4. Philadelphia	386.7
5. Green Bay	381.7

<u>Team</u>	<u>Net Passing Yards/Game</u>
1. New Orleans	310.4
2. Detroit	287.2
3. New England	275.2
4. Green Bay	274.6
5. Dallas	266.9

► A look at Green Bay's regular-season record **since 2006** by point total:

<u>Points Scored</u>	<u>GB Record Since 2006</u>
30-plus	46-4 (.920)
21-29	24-16 (.600)
11-20	6-15 (.286)
10 or less	3-8 (.273)



VIKINGS AT PACKERS – WEEK 12

GOING OVER 50

In the Week 5 win vs. Detroit, WR **Randall Cobb** recorded a 67-yard run in the third quarter, the longest by a Packer since RB Brandon Jackson's 71-yard run at Washington on Oct. 10, 2010.

- ▶ For the Packers, it marked the second straight game that they had a run of 50-plus yards. In the Week 3 contest at Cincinnati, rookie RB **Johnathan Franklin** registered a 51-yard run in the third quarter, the longest by a Green Bay rookie since RB Samkon Gado's 64-yard TD run vs. Detroit on Dec. 11, 2005.
- ▶ With Cobb's 67-yard run in Week 5 against the Lions, it marked the first time since 2001 that the Packers posted a run of 50-plus yards in back-to-back games in the same season.
- ▶ In 2001, RB Ahman Green registered a 61-yard run at Minnesota in Week 6 and then followed that up with a 63-yard TD run in the Packers' next game vs. Tampa Bay in Week 8.
- ▶ RB **Eddie Lacy** recorded the team's third run of 50-plus yards this season with a 56-yard gain vs. Chicago in Week 9.
- ▶ The Packers are **tied for No. 1 in the NFL** with three runs of 50-plus yards this season:

Team	50-Yard Runs
1t. Green Bay	3
1t. Buffalo	3
1t. Chicago	3
1t. Minnesota	3

- ▶ Green Bay's three runs of 50-plus yards through 10 games are already the most in a season since the team posted four 50-yarders in 2003. That season, RB Ahman Green posted TD runs of 98, 65 and 60 yards and RB Najeh Davenport added a 76-yard TD run.

MAKING GAINS

In the first 10 games this season, Green Bay's offense has been effective when it comes to generating big gains, with 48 plays of 20-plus yards (40 passes and eight runs).

- ▶ Green Bay is **tied for No. 5 in the league** in total plays of 20-plus yards and is **tied for No. 6** in running plays of 20-plus yards:

Team	Plays of 20-Plus Yards
1. Philadelphia	67
2t. Pittsburgh, Seattle	50
4. Denver	49
5t. Green Bay , Detroit	48

Team	Run Plays of 20-Plus Yards
1t. Oakland, San Francisco	15
3. Washington	14
4. Philadelphia	11
5. Seattle	10
6t. Green Bay , four other teams	8

- ▶ The Packers were tied for No. 12 in the NFL last season with 63 plays of 20-plus yards and ranked No. 6 in 2011 with 78 plays of 20-plus yards.

- ▶ The big plays have helped the Packers average 6.35 yards per play so far this season, which ranks **No. 1 in the NFL**:

Team	Yards Per Play (2013)
1. Green Bay	6.35
2. Denver	6.35
3. Philadelphia	6.31

- ▶ The Packers have finished in the top 10 in yards per play in four of seven seasons under Head Coach **Mike McCarthy**:

Season	Yards Per Play/Ranking
2006	5.03 (19th)
2007	6.02 (2nd)
2008	5.55 (11th)
2009	5.82 (9th)
2010	5.73 (6th)
2011	6.56 (2nd)
2012	5.58 (14th)

FEWER FLAGS ON THE FIELD

After committing 28 penalties over a three-game stretch (Weeks 5-7), the Packers have been flagged for just 16 penalties over their last four contests, highlighted by a zero-penalty outing vs. Chicago in Week 9.

- ▶ Green Bay is tied for No. 9 in the NFL in penalties this season:

Team	Penalties
1. Indianapolis	33
2t. Miami, Minnesota	41
4. New England	46
5. Carolina	51
6. Pittsburgh	52
7. Chicago	53
8. Arizona	56
9t. Green Bay , New Orleans	57

- ▶ The Packers set a 16-game franchise record in 2011 with 76 accepted penalties. The top two 16-game marks in team annals have come under Head Coach **Mike McCarthy**:

Season	Penalties
1. 2011	76
2. 2010	78
3t. 1983, 2001	80

- ▶ Green Bay ranks No. 5 in the NFL in penalties since 2010:

Team	Penalties
1. Atlanta	266
2. Miami	280
3. Indianapolis	287
4. New England	313
5. Green Bay	314



VIKINGS AT PACKERS – WEEK 12

NOT IN A GIVING MOOD

Since 2009, Green Bay has turned the ball over 83 times, which ranks No. 2 in the NFL over that span:

<u>Team</u>	<u>Total Giveaways Since 2009</u>
1. New England	77
2. Green Bay	83
3. San Francisco	88
4t. Atlanta, Baltimore	100

- ▶ Green Bay has 15 giveaways this season, which is tied for No. 12 in the NFL through Week 11.
- ▶ The three best giveaway seasons in franchise history have come under Head Coach **Mike McCarthy's** direction:

<u>Season</u>	<u>Total Giveaways</u>
1. 2011	14
2t. 2009, 2012	16
4. 1972	19

- ▶ Green Bay has registered 25 zero-turnover games since 2009, No. 3 in the NFL over that span:

<u>Team</u>	<u>Zero-Turnover Games Since 2009</u>
1. New England	29
2. San Francisco	26
3. Green Bay	25
4. Baltimore	22
5t. Atlanta, Houston	19

- ▶ The Packers and the 49ers were the only teams in the NFL to have at least four zero-turnover games each of the past four seasons (2009-12).
- ▶ Green Bay is 56-17 (.767) in the regular season under McCarthy when it doesn't have a giveaway or turns it over just once. A look at the Packers' record by the number of giveaways they have in a game since 2006:

<u>Giveaways In Game</u>	<u>GB Record Since 2006</u>
None	30-5 (.857)
One	26-12 (.684)
Two	18-14 (.563)
Three-plus	5-12 (.294)

- ▶ A look at Green Bay's giveaway totals each season since 2006 and where that ranked in the NFL:

<u>Season</u>	<u>Giveaways/Ranking</u>
2006	33 (26th)
2007	24 (t-7th)
2008	21 (t-8th)
2009	16 (1st)
2010	22 (10th)
2011	14 (2nd)
2012	16 (t-2nd)

OUTSIDE THE ZONE

Through 10 games this season, the Packers once again find themselves among the league leaders in points outside the red zone.

- ▶ Green Bay ranks No. 5 in the NFL in total points outside the red zone through Week 11:

<u>Team</u>	<u>Pts. Outside Red Zone (2013)</u>
1. Denver	117
2. Philadelphia	116
3. New Orleans	109
4. Cincinnati	93
5. Green Bay	87

- ▶ In 2012, the Packers ranked No. 1 in the league for the second straight season in scoring (155) and total TDs outside the red zone (17).
- ▶ In 2011, the Packers led the NFL in both scoring outside the red zone (154 points) and TDs outside the red zone (20).
- ▶ By doing so in 2011 and 2012, the Packers became the **first NFL team** to register back-to-back 150-point seasons outside the red zone since the statistic began to be recorded by STATS LLC in 1995.
- ▶ Green Bay ranks **No. 1 in the NFL** with 396 points outside the red zone since 2011:

<u>Team</u>	<u>Pts. Outside Red Zone (Since 2011)</u>
1. Green Bay	396
2. New Orleans	372
3. Denver	327
4. Dallas	323
5. San Francisco	301

- ▶ The Packers have finished in the top 10 in the league in scoring outside the red zone in five of the last six seasons, checking in at No. 2 in 2007 (150 points), tied for No. 10 in 2008 (103 points) and No. 3 in 2009 (134 points). Green Bay was tied for No. 14 in the league in 2010 with 100 points outside the red zone.
- ▶ The Packers were joined by the Dallas Cowboys as the **only two teams in the league** to score 100-plus points outside the red zone each of the last six seasons (2007-12).
- ▶ A look at the top scoring seasons outside the red zone recorded by the Packers **since 1995** (according to STATS LLC):

<u>Season</u>	<u>Points Outside Red Zone</u>
1. 2012	155
2. 2011	154
3. 2007	150
4. 2001	145
5. 1998	141

<u>Season</u>	<u>TDs Outside Red Zone</u>
1. 2011	20
2. 2012	17
3t. 1998, 2001, 2003, 2007, 2009	16



VIKINGS AT PACKERS – WEEK 12

AT THE HELM

Having led Green Bay to the playoffs in five of his seven seasons as head coach, **Mike McCarthy** is joined by Vince Lombardi and Mike Holmgren as the only coaches to guide the Packers to a Super Bowl win with a victory over Pittsburgh in Super Bowl XLV.

▶ McCarthy joined Pittsburgh's Bill Cowher (2005) as the only Super Bowl-winning coaches to lead their respective teams to three road wins as the No. 6 seed in the postseason en route to a world title.

▶ Including playoffs, McCarthy has an 85-47 record since taking over as head coach in 2006, a .644 winning percentage that ranks **No. 4 among current NFL head coaches** (minimum 50 games):

<u>Coach</u>	<u>Winning Pct.</u>
1. Sean Payton, NO	.658 (75-39)
2. Bill Belichick, CLE/NE	.654 (212-112)
3. John Harbaugh, BAL	.650 (67-36)
4. Mike McCarthy, GB	.644 (85-47)
5. Mike Tomlin, PIT	.632 (72-42)

▶ McCarthy's .600 winning percentage in the playoffs (6-4) ranks No. 3 in franchise history:

<u>Coach</u>	<u>Playoff Winning Pct.</u>
1. Vince Lombardi, 1959-67	.900 (9-1)
2. Mike Holmgren, 1992-98	.643 (9-5)
3. Mike McCarthy, 2006-13	.600 (6-4)

▶ With a win at Minnesota in Week 8, McCarthy moved ahead of Holmgren for the No. 3 spot in team history as far as overall victories:

<u>Coach</u>	<u>Overall Wins</u>
1. Curly Lambeau, 1921-49	212
2. Vince Lombardi, 1959-67	98
3. Mike McCarthy, 2006-13	85
4. Mike Holmgren, 1992-98	84
5. Mike Sherman, 2000-05	59

▶ McCarthy won his 75th career game (including playoffs) at Detroit in Week 11 of 2012, tying Kansas City's Andy Reid for the fastest to 75 wins among active NFL head coaches. It is the third fastest in team history:

<u>Coach</u>	<u>Games Needed For 75 Wins</u>
1t. Mike McCarthy, GB	114
1t. Andy Reid, PHI/KC	114
3. Mike Shanahan, OAK/DEN/WAS	119
4. Tom Coughlin, JAX/NYG	140

<u>Coach</u>	<u>Games Needed For 75 Wins</u>
1. Vince Lombardi	102
2. Mike Holmgren	111
3. Mike McCarthy	114
4. Curly Lambeau	117

▶ McCarthy has guided the Packers to four seasons with 11-plus wins (2007, 2009, 2011-12). That is tied with Lombardi (1961-63, 1966) and Holmgren (1995-98) for the **most by a coach in franchise history**.

▶ Since McCarthy took over in 2006, the Packers rank **No. 3 in the NFL** in regular-season winning percentage:

<u>Team</u>	<u>Winning Pct.</u>
1. New England	.779 (95-27)
2. Indianapolis	.664 (81-41)
3. Green Bay	.648 (79-43)
4. New Orleans	.631 (77-45)
5. Baltimore	.623 (76-46)

WINNING WAYS

With a win in Week 15 at Chicago in 2012, Green Bay posted its fourth straight 10-win season, tying a franchise record that was done three other times in club annals (1929-32, 1995-98, 2001-04).

▶ A victory vs. Tennessee in Week 16 brought the Packers' win total to 47 from 2009-12, which ranks second in franchise history:

<u>Seasons</u>	<u>Regular-Season Wins</u>
1. 1995-98	48
2. 2009-12	47
3. 1994-97	46

▶ Green Bay and New England were the only two teams in the league to win at least 10 regular-season games each of the last four seasons (2009-12).

▶ A look at the top regular-season win totals in the league since 2009:

<u>Team</u>	<u>Regular-Season Wins (Since 2009)</u>
1. New England	56
2t. Green Bay	52
2t. New Orleans	52
4t. Atlanta	47
4t. Baltimore	47

▶ The Packers were the only NFC team and one of three teams in the league (Baltimore, New England) to make the playoffs each of the past four seasons (2009-12).

▶ Including playoffs, the Packers have won 57 games since 2009, No. 2 in the league over that span:

<u>Team</u>	<u>Total Wins (Since 2009)</u>
1. New England	59
2. Green Bay	57
3. New Orleans	56
4. Baltimore	54
5. Atlanta	48

▶ The Packers enter Sunday's contest with a 33-11 record over their last 44 regular-season games, a .750 winning percentage that ranks **No. 2 in the NFL** over that span behind only New England (34-10, .773).



VIKINGS AT PACKERS – WEEK 12

BUCKLING DOWN

Over the last six games, Green Bay has allowed its opponents to convert just 25 of 79 opportunities on third down, good for No. 5 in the league over that span:

<u>Team</u>	<u>Third-Down Pct. (Since Week 6)</u>
1. New Orleans	30.3
2. Oakland	30.4
3. Kansas City	30.9
4. N.Y. Giants	31.1
5. Green Bay	31.6

- ▶ Through Week 5 this season, the Packers ranked No. 26 in the league in third-down defense at 41.8 percent.
- ▶ With its recent strong play in that area, Green Bay has moved up 16 spots in the NFL rankings to tied for No. 10 in the league on third down:

<u>Team</u>	<u>Third-Down Pct. (2013)</u>
1. Kansas City	27.21
2. Detroit	31.58
3. New Orleans	32.79
4. Baltimore	32.89
5. Carolina	33.91
6. Tennessee	34.35
7. San Francisco	34.97
8. Cincinnati	35.71
9. Houston	35.76
10t. Green Bay , Houston	35.82

- ▶ After allowing the San Francisco 49ers to convert at a 50.0-percent clip in Week 1 (9 of 18), Green Bay's defense has not allowed its opponent to convert at 50.0 percent or better in each of the last nine games.

TIGHTENING UP AFTER TURNOVERS

In 10 games this season, Green Bay has allowed 40 points off of its 15 turnovers, which is tied for No. 8 in the league:

<u>Team</u>	<u>Giveaway Points</u>
1. Carolina	13
2. Kansas City	17
3. Dallas	19
4. Indianapolis	23
5. Philadelphia	32
6. Seattle	34
7. San Francisco	35
8t. Green Bay , Chicago	40
10t. Cleveland, New England, San Diego	41

- ▶ The Packers' average of 2.67 points allowed per giveaway ranks No. 10 in the league through Week 11, a marked improvement from the last two seasons. Green Bay ranked No. 31 in the league in each of the last two seasons with a 4.63-point average in 2012 (74 points on 16 giveaways) and a 3.93-point average in 2011 (55 points on 14 giveaways).

KEEPING THEM OUT

Since defensive coordinator **Dom Capers** joined the staff in 2009, the Packers have been one of the best defenses in the league when it comes to points and touchdowns allowed.

- ▶ The Packers rank **No. 5 in the league** in scoring defense and overall touchdowns allowed **since 2009**:

<u>Team</u>	<u>Points Allowed/Game</u>
1. San Francisco	17.66
2. Pittsburgh	18.14
3. Baltimore	18.28
4. New England	19.86
5. Green Bay	19.88

<u>Team</u>	<u>Overall TDs Allowed</u>
1. Baltimore	133
2. San Francisco	137
3. Pittsburgh	142
4. Miami	165
5. Green Bay	167

- ▶ Green Bay's defense has been particularly stingy when it comes to rushing TDs given up, ranking tied for No. 3 in the NFL in that category since '09:

<u>Team</u>	<u>Rushing TDs Allowed</u>
1. Baltimore	39
2. San Francisco	40
3t. Green Bay	41
3t. Pittsburgh	41
5. New England	43

- ▶ The Packers have allowed an average of 23.9 points per game this season, which ranks No. 18 in the league.
- ▶ The Packers allowed 101 touchdowns from 2009-11, the **fewest allowed by the team over a three-year span** since Green Bay gave up 99 touchdowns from 2001-03.
- ▶ Green Bay ranked No. 11 in 2012 (21.0 ppg) and No. 19 in 2011 (22.4 ppg).
- ▶ That came on the heels of a 2010 Super Bowl campaign that saw Green Bay finish No. 2 in the NFL at 15.0 points per game, the team's best scoring-defense mark since its Super Bowl title team of 1996 (13.1 ppg.).
- ▶ It was the second consecutive top-10 finish in scoring defense for the Packers after they ranked No. 7 in the league in 2009 at 18.6 ppg.
- ▶ Green Bay is 56-9 (.862) under Head Coach **Mike McCarthy** when it allows 20 or fewer points and 74-21 (.779) when it allows less than 30 points. A look at the Packers' regular-season record **since 2006** by points allowed:

<u>Points Allowed</u>	<u>GB Record Since 2006</u>
10 or less	21-1 (.955)
11-20	35-8 (.814)
21-29	18-12 (.600)
30-plus	5-22 (.185)



VIKINGS AT PACKERS – WEEK 12

DIFFERENTIAL MAKES A DIFFERENCE

Green Bay has finished in the top 10 in the league in turnover differential each of the past six seasons (2007-12), the only team in the NFL to accomplish that feat over that span. The Packers have a minus-6 turnover differential through 10 games this season.

► A look at where Green Bay ranks in the category since 2009:

<u>Team</u>	<u>Turnover Margin (Since 2009)</u>
1. New England	plus-83
2. Green Bay	plus-59
3. San Francisco	plus-51

- Green Bay has won the turnover battle or come out even in 34 of its last 44 games.
- The Packers were the **only team in the NFL in 2011** to either win the turnover battle or come out even in the category in every game.
- Green Bay ranked **No. 2 in the league** in 2011 with a plus-24 turnover differential, trailing only San Francisco (plus-28). That mark was tied for No. 2 in franchise history. Two of the top five ratios have come under Head Coach **Mike McCarthy**:

<u>Season</u>	<u>Turnover Margin</u>
1. 1943	plus-26
2t. 1941	plus-24
2t. 1965	plus-24
2t. 2009	plus-24
2t. 2011	plus-24

- During McCarthy's tenure, the Packers have a 57-6 (.905) regular-season record when they come out ahead in the game in turnover ratio, and a 9-27 (.250) mark when they lose the takeaway battle:

<u>Turnover Margin</u>	<u>GB Record Since 2006</u>
minus-3 or worse	0-2 (.000)
minus-2	2-10 (.167)
minus-1	7-15 (.318)
even	13-10 (.565)
plus-1	26-3 (.897)
plus-2	14-1 (.933)
plus-3 or better	17-2 (.895)

2013 HONOR ROLL

K Mason Crosby

NFC Special Teams Player of the Week – Week 5 (vs. Detroit)
NFC Special Teams Player of the Month – October

RB Eddie Lacy

NFL Rookie of the Month – October
Pepsi NEXT NFL Rookie of the Week – Week 9 (vs. Chicago)

QB Aaron Rodgers

NFC Offensive Player of the Week – Week 2 (vs. Washington)
FedEx Air NFL Player of the Week – Week 2 (vs. Washington)

RB James Starks

FedEx Ground NFL Player of the Week – Week 2 (vs. Washington)

TAKE IT AWAY NOW

Since Head Coach **Mike McCarthy** took over in 2006, Green Bay has been one of the most productive teams in the league when it comes to taking the ball away from its opponents.

- This season, Green Bay has recorded nine takeaways in 10 games. The Packers have generated 231 takeaways since '06, **No. 3 in the league** over that span:

<u>Team</u>	<u>Total Takeaways Since 2006</u>
1. Chicago	269
2. New England	248
3. Green Bay	231
4. Arizona	225
5. N.Y. Giants	222

- Since **Dom Capers** took over as defensive coordinator in 2009, the Packers have posted at least 32 takeaways in three of four seasons (2009-11):

<u>Team</u>	<u>Total Takeaways Since 2009</u>
1t. Chicago	160
1t. New England	160
3. N.Y. Giants	147
4. Green Bay	142
5. San Francisco	139

- Green Bay's takeaway total of 110 from 2009-11 was the best three-year mark by the club since it generated 116 turnovers from 2001-03.
- The Packers have a **55-13 record** (.809) when they record **at least two takeaways** in a game under McCarthy. A look at the Packers' record by the number of takeaways they have had in a game since 2006:

<u>Takeaways In Game</u>	<u>GB Record Since 2006</u>
None	3-15 (.167)
One	21-15 (.583)
Two	24-7 (.774)
Three-plus	31-6 (.838)

- Since 2008, the Packers have registered at least 100 takeaway points in four of five seasons. The lone exception was in 2012, when Green Bay registered 53 takeaway points. Green Bay has 23 takeaway points this season.
- A glance at the top takeaway point totals in the league since 2008:

<u>Team</u>	<u>Takeaway Points (Since 2008)</u>
1. New England	625
2. Green Bay	570
3t. New Orleans	555
3t. Baltimore	555
5. Chicago	552

- The Packers have finished in the top five in the league in takeaway points in four of the last five seasons, checking in at No. 1 in 2008 (124 points), tied for No. 1 in 2009 (141 points), No. 5 in 2010 (111 points) and No. 5 in 2011 (118 points).



VIKINGS AT PACKERS – WEEK 12

AMONG THE LEADERS

QB **Aaron Rodgers**, who is currently sidelined with a fractured collarbone, missed his first games due to injury in Weeks 10-11 since missing the Week 15 contest at New England in 2010.

► Through Week 11 this season, Rodgers once again finds himself among the league leaders in several categories:

<u>Quarterback</u>	<u>Passer Rating</u>
1. Nick Foles, PHI	128.0
2. Peyton Manning, DEN	118.3
3. Aaron Rodgers, GB	108.0
4. Drew Brees, NO	106.7
5. Russell Wilson, SEA	105.1

<u>Quarterback</u>	<u>Yards/Attempt</u>
1. Nick Foles, PHI	9.59
2. Aaron Rodgers, GB	8.84
3. Peyton Manning, DEN	8.73
4. Russell Wilson, SEA	8.59
5. Philip Rivers, SD	8.35

<u>Quarterback</u>	<u>Yards/Completion</u>
1. Nick Foles, PHI	15.09
2. Russell Wilson, SEA	13.42
3. Aaron Rodgers, GB	13.20
4. Matthew Stafford, DET	12.90
5. Colin Kaepernick, SF	12.78

<u>Quarterback</u>	<u>25-Yard Passes</u>
1. Peyton Manning, DEN	33
2. Drew Brees, NO	31
3t. Andy Dalton, CIN; Russell Wilson, SEA	26
5. Philip Rivers, SD	25
6t. Aaron Rodgers, GB ; three others	24

<u>Quarterback</u>	<u>Completion Pct.</u>
1. Philip Rivers, SD	70.9
2. Peyton Manning, DEN	69.9
3. Drew Brees, NO	68.2
4. Aaron Rodgers, GB	66.9
5. Matt Ryan, ATL	66.1

<u>Quarterback</u>	<u>Interception Pct.</u>
1. Nick Foles, PHI	0.00
2. Alex Smith, KC	1.11
3. Peyton Manning, DEN	1.47
4. Sam Bradford, STL	1.53
5. Aaron Rodgers, GB	1.59

► Rodgers' combined passer rating of 114.9 from 2011-12 was the best **two-season passer rating in NFL history** (min. 700 att.):

<u>Quarterback</u>	<u>Passer Rating</u>
1. Aaron Rodgers, GB, 2011-12	114.9
2. Peyton Manning, IND, 2004-05	113.0
3. Aaron Rodgers, 2010-11	112.1

► With 39 TD passes on the season in 2012, Rodgers now has two of the top three single-season totals in franchise annals:

<u>Quarterback</u>	<u>Passing TDs</u>
1. Aaron Rodgers, 2011	45
2t. Aaron Rodgers, 2012	39
2t. Brett Favre, 1996	39

► Rodgers threw 25 TD passes in the first nine games last season, the second straight year he had thrown 25-plus TDs in the opening nine contests. He is the **only quarterback in NFL history** to post 25-plus TD passes in his team's first nine games in two different seasons (28 TD passes in 2011).

► The Packers have averaged 28.15 points per game in Rodgers' 86 career regular-season starts, **No. 1 among QBs** since 1950 (min. 50 starts):

<u>Quarterback</u>	<u>Points Per Game</u>
1. Aaron Rodgers, GB	28.15
2. Tom Brady, NE	27.87
3. Norm Van Brocklin, LA/PHI	27.14

► A look at where Rodgers ranks in several categories **since 2011** (min. 1,000 attempts):

<u>Quarterback</u>	<u>Passer Rating</u>
1. Aaron Rodgers, GB	113.6
2. Drew Brees, NO	104.2
3. Tom Brady, NE	97.7

<u>Quarterback</u>	<u>Touchdowns</u>
1. Drew Brees, NO	114
2. Aaron Rodgers, GB	99
3. Tom Brady, NE	87

<u>Quarterback</u>	<u>Yards/Attempt</u>
1. Aaron Rodgers, GB	8.55
2. Drew Brees, NO	8.09
3. Cam Newton, CAR	7.76

<u>Quarterback</u>	<u>Completion Pct.</u>
1. Aaron Rodgers, GB	67.6
2. Drew Brees, NO	67.3
3. Tony Romo, DAL	65.6

<u>Quarterback</u>	<u>TD/INT Ratio</u>
1. Aaron Rodgers, GB	5.50 (99/18)
2. Tom Brady, NE	3.22 (87/27)
3. Drew Brees, NO	2.80 (115/41)

► Rodgers led the league in passer rating (108.0) for the second consecutive season in 2012, becoming the first QB to do so since Peyton Manning led the NFL in the category in three straight seasons (2004-06).



VIKINGS AT PACKERS – WEEK 12

A RATINGS SUCCESS

Since taking over as the starter in 2008 (86 starts), **QB Aaron Rodgers** has posted more 100-plus passer rating games (min. 15 attempts) than any other quarterback in the league:

<u>Quarterback</u>	<u>100-Rating Games (Since '08)</u>
1. Aaron Rodgers, GB	51
2. Drew Brees, NO	49
3. Philip Rivers, SD	43

▶ Rodgers' 43 games with a 100-plus rating in his first 75 career starts **set an NFL record** among QBs whose careers started since 1970:

<u>Quarterback</u>	<u>100-Rating Games (First 75 Starts)</u>
1. Aaron Rodgers, GB	43
2. Tony Romo, DAL	40
3. Philip Rivers, SD	36

▶ Rodgers posted a 100-plus passer rating in 12 consecutive games (Games 1-12) in 2011, a streak that **topped the NFL single-season mark** of nine set by Colts QB Peyton Manning in 2004.
▶ A look at where Rodgers' ranks in the NFL **since 2011** (min. 15 att.):

<u>Quarterback</u>	<u>100-rating games</u>
1. Aaron Rodgers, GB	26
2. Drew Brees, NO	25
3. Tom Brady, NE	23

<u>Quarterback</u>	<u>130-rating games</u>
1. Aaron Rodgers, GB	11
2. Drew Brees, NO	8
3. Peyton Manning, DEN	7

PICKING UP YARDS

QB **Aaron Rodgers** once again finds himself among the league leaders in yards per attempt, with his 8.84-yard average checking in at **No. 2 in the league this season**.

▶ Rodgers ranks No. 3 in the category in NFL history (min. 1,500 attempts):

<u>Quarterback</u>	<u>Yards/Attempt (Career)</u>
1. Otto Graham, CLE	8.63
2. Sid Luckman, CHI	8.42
3. Aaron Rodgers, GB	8.19

▶ Rodgers has finished in the top 10 in the category each season since he became the starter in 2008, one of only two QBs (Texans QB Matt Schaub) in the league to do so over that span. Rodgers finished in the top five in every season but one (9th in 2008).
▶ Rodgers posted a career-best average of 9.25 yards per attempt in 2011, the fourth-best single-season mark by an NFL quarterback since the merger behind only Rams QB Kurt Warner (9.88 in 2000), Falcons QB Chris Chandler (9.65 in 1998) and Raiders QB Ken Stabler (9.41 in 1976).
▶ In 86 career starts, Rodgers has posted an average of 8.00 yards per attempt or better in 49 of those games (min. 15 attempts). The Packers have a 40-9 record (.816) in those contests.

TAKING HIS PLACE AMONG THE GAME'S BEST

Rodgers surpassed the 1,500-attempt plateau for his career in 2010, the benchmark to qualify for passer rating in the NFL record book.

▶ Rodgers has completed 1,920 of 2,916 passes (65.8 percent) in his career for 23,879 yards and 186 touchdowns with 50 interceptions for a 105.2 passer rating in the regular season, **No. 1 in NFL history**:

<u>Quarterback</u>	<u>Career Passer Rating</u>
1. Aaron Rodgers, GB	105.2
2. Peyton Manning, IND/DEN	96.8
3. Steve Young, TB/SF	96.8
4. Tony Romo, DAL	95.9
5. Tom Brady, NE	95.8

▶ With his league-leading 108.0 passer rating last season, Rodgers became only the **second quarterback in NFL history** to register four straight 100-plus passer rating seasons, joining 49ers QB Steve Young (1991-94).
▶ With 4,295 passing yards in 2012, Rodgers brought his total in five seasons as a starter to 21,332. That ranks **No. 1 in NFL history** for the most passing yards by a QB in his first five seasons as a starter, topping the previous mark held by Peyton Manning (20,618, 1998-2002).
▶ In 86 career regular-season starts, Rodgers has eclipsed the century mark in passer rating 51 times and recorded 31 games of 300-plus yards.
▶ Where Rodgers ranks among active NFL quarterbacks **since he took over as the starter in 2008** (min. 1,000 attempts):

<u>Quarterback</u>	<u>Passing Yards</u>
1. Drew Brees, NO	28,099
2. Philip Rivers, SD	24,192
3. Aaron Rodgers, GB	23,550

<u>Quarterback</u>	<u>Passing TDs</u>
1. Drew Brees, NO	216
2. Aaron Rodgers, GB	185
3t. Peyton Manning, IND/DEN; Philip Rivers, SD	163

<u>Quarterback</u>	<u>Passer Rating</u>
1. Aaron Rodgers, GB	105.8
2. Drew Brees, NO	101.1
3. Peyton Manning, IND/DEN	100.9

<u>Quarterback</u>	<u>Yards/Attempt</u>
1. Aaron Rodgers, GB	8.24
2. Philip Rivers, SD	8.14
3. Drew Brees, NO	7.94

<u>Quarterback</u>	<u>INT Percentage</u>
1. Tom Brady, NE	1.6
2. Aaron Rodgers, GB	1.7
3. Alex Smith, SF/KC	2.1

<u>Quarterback</u>	<u>25-Yard Passes</u>
1. Drew Brees, NO	224
2. Aaron Rodgers, GB	207
3. Philip Rivers, SD	191

<u>Quarterback</u>	<u>Rushing Yards</u>
1. Michael Vick, PHI	2,000
2. Cam Newton, CAR	1,775
3. Aaron Rodgers, GB	1,510



VIKINGS AT PACKERS – WEEK 12

TAKING CARE OF THE BALL

Since taking over as the starter in 2008, QB **Aaron Rodgers** has been one of the best in the league when it comes to limiting interceptions.

- ▶ Rodgers has thrown just 49 interceptions as a starter. His career INT percentage of 1.71 (50 INTs on 2,916 attempts) ranks **No. 1 in NFL history** (min. 1,500 attempts):

<u>Quarterback</u>	<u>Career INT Pct.</u>
1. Aaron Rodgers, GB	1.71
2. Tom Brady, NE	2.05
3. Neil O'Donnell, PIT/NYJ/CIN/TEN	2.11

- ▶ Rodgers also ranks **No. 1 in league annals** in career TD/INT ratio:

<u>Quarterback</u>	<u>TD/INT Ratio</u>
1. Aaron Rodgers, GB	3.72 (186/50)
2. Tom Brady, NE	2.68 (348/130)
3. Steve Young, TB/SF	2.17 (232/107)

- ▶ At the time of Rodgers' 150th career TD pass (Week 7 last season), he had thrown just 42 career INTs. That easily bested Dolphins QB Dan Marino's **NFL record** of 69 INTs at the time of his 150th career TD pass.

- ▶ Rodgers holds two of the three lowest interception-percentage marks (min. 200 attempts) in a season in team history:

<u>Quarterback</u>	<u>Season INT Pct.</u>
1t. Aaron Rodgers, 2011	1.20 (6 INTs, 502 att.)
1t. Bart Starr, 1966	1.20 (3 INTs, 251 att.)
3. Aaron Rodgers, 2009	1.29 (7 INTs, 541 att.)

- ▶ Rodgers leads the NFL with 47 zero-INT games (min. 15 att.) since 2008:

<u>Quarterback</u>	<u>Zero-INT Games</u>
1. Aaron Rodgers, GB	47
2t. Tom Brady, NE	43
2t. Joe Flacco, BAL	43

- ▶ Rodgers saw his streak of 41 straight regular-season starts without a two-INT game come to an end in Week 3 at Cincinnati, the **longest streak by an NFL QB since the 1970 AFL-NFL merger**. The previous record was 27 straight games by QB Neil O'Donnell from 1997-99.

- ▶ In Week 1 at San Francisco, Rodgers' streak of 159 consecutive passing attempts in the regular season without an interception came to an end. It is tied for the fourth-longest streak in team history.

HITTING HIS MARK

QB **Aaron Rodgers** completed 371 of 552 passes last season, a 67.2 completion percentage that ranked **No. 3 in the league**.

- ▶ Rodgers set a single-season franchise record with his 68.3 completion percentage (343-502) in 2011. He holds the top two and three of the top four single-season marks in team annals:

<u>Quarterback</u>	<u>Completion Pct.</u>
1. Aaron Rodgers, 2011	68.3
2. Aaron Rodgers, 2012	67.2
3. Brett Favre, 2007	66.5
4. Aaron Rodgers, 2010	65.7
5. Brett Favre, 2003	65.3

- ▶ Rodgers ranks **No. 2 in NFL history** in career completion percentage (min. 1,500 attempts), connecting on 1,920 of 2,916 attempts:

<u>Quarterback</u>	<u>Career Completion Pct.</u>
1. Chad Pennington, NYJ/MIA	66.05
2. Aaron Rodgers, GB	65.84
3. Drew Brees, SD/NO	65.78

- ▶ Rodgers finished last season with 371 completions, one shy of the single-season franchise mark:

<u>Quarterback</u>	<u>Completions</u>
1. Brett Favre, 2005	372
2. Aaron Rodgers, 2012	371
3. Brett Favre, 1994	363

- ▶ In Week 3 at Cincinnati, Rodgers moved past Bart Starr (1,808) for No. 2 on the all-time franchise list behind only Brett Favre (5,377).

THIRD DOWN IS THE CHARM

In the Week 8 win at Minnesota, QB **Aaron Rodgers** posted a perfect 158.3 passer rating on third down for the third time in his career, connecting on all 10 of his passes for 172 yards and two TDs.

- ▶ A glance at where Rodgers ranks on third down in several categories since 2009 (min. 250 attempts):

<u>Quarterback</u>	<u>Passer Rating</u>
1. Aaron Rodgers, GB	111.7
2. Tom Brady, NE	104.4
3. Drew Brees, NO	104.4

<u>Quarterback</u>	<u>TD/INT Ratio</u>
1. Tom Brady, NE	8.17 (49/6)
2. Aaron Rodgers, GB	4.60 (46/10)
3. Ben Roethlisberger, PIT	2.92 (38/13)

<u>Quarterback</u>	<u>Yards/Attempt</u>
1. Aaron Rodgers, GB	9.20
2. Drew Brees, NO	8.44
3. Philip Rivers, SD	8.23

<u>Quarterback</u>	<u>25-Yard Passes</u>
1. Eli Manning, NYG	61
2. Aaron Rodgers, GB	58
3t. Drew Brees, NO; Philip Rivers, SD	51

- ▶ Rodgers has completed 43 of 69 passes for 618 yards and three TDs with two INTs for a 93.8 passer rating on third down this season.

- ▶ In 2012, Rodgers threw for 1,298 yards and nine TDs with one INT on 92-of-144 passing (63.9 percent) on third down. He ranked No. 1 in the league in third-down passer rating (110.8), No. 1 in yards per attempt (9.01) on third down and No. 2 in 25-yard passes (15) on third down.

- ▶ In '09, Rodgers ranked No. 1 in the NFL with a 133.5 rating. No other quarterback in the league threw for as many yards (1,710) or touchdowns (14) on third down as Rodgers, and his passer rating was the best in the NFL since Kurt Warner's 137.3 rating in 1999 with St. Louis.

- ▶ In 86 career regular-season starts, Rodgers has posted a 100-plus passer rating on third down in 48 of those contests.



VIKINGS AT PACKERS – WEEK 12

COOL UNDER FIRE

For just the third time as a starter and the first time since Dec. 27, 2009, vs. Seattle, QB **Aaron Rodgers** posted a perfect 158.3 passer rating against the blitz against the Vikings in Week 8.

- ▶ Rodgers completed all five of his passes for 109 yards and a TD against the blitz (when a defender not lined up on the line of scrimmage rushes the QB, or more than four players rush the QB) for the perfect rating.
- ▶ A look at where Rodgers ranked in three categories against the blitz in **2012** (min. 60 attempts):

<u>Quarterback</u>	<u>Passer Rating</u>
1. Robert Griffin III, WAS	142.9
2. Alex Smith, SF	127.4
3. Tom Brady, NE	119.5
4. Aaron Rodgers, GB	117.4
<u>Quarterback</u>	<u>Passing TDs</u>
1. Tom Brady, NE	15
2. Aaron Rodgers, GB	14
3t. Andy Dalton, CIN; Peyton Manning, DEN	11
<u>Quarterback</u>	<u>TD Percentage</u>
1. Robert Griffin III, WAS	12.9
2. Aaron Rodgers, GB	11.0
3. Alex Smith, SF	10.3

- ▶ In 86 career starts, Rodgers has posted a 100-plus passer rating against the blitz 43 times (31-12 record in those games). That includes 23 games with a 125-plus rating.
- ▶ In eight games this season, Rodgers has a 101.6 rating against the blitz, connecting on 33 of 60 passes for 553 yards and four TDs with one INT.
- ▶ A glance at where some of Rodgers' numbers against the blitz rank among active quarterbacks **since 2009** (according to STATS LLC, min. 300 attempts):

<u>Quarterback</u>	<u>Passer Rating</u>
1. Aaron Rodgers, GB	113.0
2. Tom Brady, NE	104.7
3. Drew Brees, NO	103.3
<u>Quarterback</u>	<u>TD Percentage</u>
1. Aaron Rodgers, GB	7.6
2. Peyton Manning, IND/DEN	6.8
3. Eli Manning, NYG	6.5
<u>Quarterback</u>	<u>Yards/Attempt</u>
1. Aaron Rodgers, GB	9.52
2. Philip Rivers, SD	8.81
3. Drew Brees, NO	8.45
<u>Quarterback</u>	<u>25-Yard Passes</u>
1. Aaron Rodgers, GB	69
2. Philip Rivers, SD	66
3. Eli Manning, NYG	65

- ▶ In 2011, Rodgers ranked **No. 1 in the NFL** against the blitz with a 131.4 passer rating (85 of 125, 1,500 yards, 11 TDs, two INTs). He also led the league with an average of 12.0 yards per attempt vs. the blitz.

- ▶ The top seasons against the blitz in the NFL since 1993 (according to STATS LLC):

<u>Quarterback</u>	<u>Passer Rating</u>
1. Robert Griffin III, WAS, 2012	142.9
2. Peyton Manning, IND, 2004	136.8
3. Aaron Rodgers, GB, 2011	131.4
<u>Quarterback</u>	<u>Yards/Attempt</u>
1. Aaron Rodgers, GB, 2011	12.00
2. Robert Griffin III, WAS, 2012	10.57
3. Ben Roethlisberger, PIT, 2004	10.48

IN THE ZONE

QB **Aaron Rodgers** has been one of the most efficient signal-callers in the league in the red zone since taking over as the starter, and he is having another strong season in 2013 in that area, connecting on 24 of 37 passes for 152 yards and 10 TDs with no INTs.

- ▶ A glance at where some of Rodgers' numbers inside the 20 rank through Week 11 (min. 20 attempts):

<u>Quarterback</u>	<u>Red-Zone Rating</u>
1. Peyton Manning, DEN	127.7
2. Nick Foles, PHI	121.9
3. Aaron Rodgers, GB	112.8

<u>Quarterback</u>	<u>Completion Pct.</u>
1. Peyton Manning, DEN	81.3
2. Nick Foles, PHI	70.0
3. Philip Rivers, SD	65.0
4. Aaron Rodgers, GB	64.9

- ▶ Among QBs with 50-plus attempts, Rodgers ranked No. 2 in the NFL in red-zone rating last season (109.9), No. 2 in 2011 (107.0), No. 3 in 2010 (107.4), No. 4 in 2009 (107.7) and No. 2 in 2008 (106.8).
- ▶ A look at where Rodgers ranks among active quarterbacks (min. 200 attempts) in three red-zone categories **since 2008**:

<u>Quarterback</u>	<u>Red-Zone Rating</u>
1. Aaron Rodgers, GB	108.2
2. Peyton Manning, IND/DEN	108.1
3. Drew Brees, NO	101.6

<u>Quarterback</u>	<u>Red-Zone TDs</u>
1. Drew Brees, NO	140
2. Aaron Rodgers, GB	118
3. Peyton Manning, DEN	116

<u>Quarterback</u>	<u>TD/INT Ratio (min. 30 TDs)</u>
1. Aaron Rodgers, GB	59.00 (118/2)
2. Peyton Manning, IND/DEN	29.00 (116/4)
3. Jason Campbell, WAS/OAK/CHI/CLE	23.00 (46/2)

- ▶ In 86 career starts, Rodgers has posted a 100-plus rating in the red zone in 52 of those games.



VIKINGS AT PACKERS – WEEK 12

BIG-PLAY WAYS

WR **Jordy Nelson** leads the team in all three receiving categories this season with 57 receptions for 889 yards (15.6 avg.) and seven TDs. He ranks No. 7 in the NFL in receiving yards:

<u>Player</u>	<u>Receiving Yards</u>
1. Calvin Johnson, DET	1,080
2. A.J. Green, CIN	1,020
3. DeSean Jackson, PHI	985
4. Andre Johnson, HOU	966
5. Antonio Brown, PIT	952
6. Demaryius Thomas, DEN	914
7. Jordy Nelson, GB	889
8. Pierre Garcon, WAS	871
9. Jimmy Graham, NO	846
10. Brandon Marshall, CHI	828

► Nelson is tied for No. 9 in the NFL this season with his seven TD grabs:

<u>Player</u>	<u>Receiving TDs</u>
1. Calvin Johnson, DET	11
2t. Jimmy Graham, NO	10
2t. Julius Thomas, DEN	10
4t. Demaryius Thomas, DEN	9
4t. Wes Welker, DEN	9
6t. Dez Bryant, DAL	8
6t. Vernon Davis, SF	8
6t. Brandon Marshall, CHI	8
9t. Jordy Nelson, GB ; five others	7

► Nelson has 13 catches of 25-plus yards this season, which is **tied for No. 1 in the NFL** through Week 11:

<u>Player</u>	<u>25-Yard Catches</u>
1t. Jordy Nelson, GB	13
1t. DeSean Jackson, PHI	13
1t. Demaryius Thomas, DEN	13
4t. Three players	10

► Nelson is tied for No. 4 in the NFL in 25-yard catches since 2011:

<u>Player</u>	<u>25-Yard Catches</u>
1. Calvin Johnson, DET	46
2. Demaryius Thomas, DEN	38
3. Vincent Jackson, SD/TB	37
4t. Jordy Nelson, GB	35
4t. A.J. Green, CIN	35

► A look at the top seasons by a Packer since 1994 (according to STATS):

<u>Player</u>	<u>25-Yard Catches</u>
1t. Greg Jennings, 2010	16
1t. Jordy Nelson, 2011	16
3t. Robert Brooks, 1995	14
3t. Javon Walker, 2004	14
5t. Jordy Nelson, 2013 ; two others	13

► Nelson is **tied for No. 4 in the NFL** in TD catches **since 2011**:

<u>Player</u>	<u>Receiving TDs</u>
1. Calvin Johnson, DET	32
2t. Jimmy Graham, NO	30
2t. Rob Gronkowski, NE	30
4t. Jordy Nelson, GB	29
4t. Dez Bryant, DAL	29

► Nelson is **tied for No. 2 in the NFL** in TD catches at home since 2011:

<u>Player</u>	<u>Receiving TDs (Home)</u>
1. Jimmy Graham, NO	20
2t. Jordy Nelson, GB	17
2t. Rob Gronkowski, NE	17
4. Dez Bryant, DAL	16

► In his last 18 games played at Lambeau Field, Nelson has caught at least one TD pass in 11 of those contests. In 2011, he became the **first NFL player** to catch a TD pass in all eight of his team's home games since the league went to a 16-game schedule in 1978.

► Among players with 40-plus receptions this season, Nelson ranks No. 6 in the NFL with his average of 15.6 yards per catch:

<u>Player</u>	<u>Receiving Avg.</u>
1. Josh Gordon, CLE	18.78
2. Calvin Johnson, DET	18.36
3. Torrey Smith, BAL	17.07
4. DeSean Jackson, PHI	16.98
5. Michael Floyd, ARI	15.64
6. Jordy Nelson, GB	15.60

► Since 2011, Nelson has averaged 16.6 yards per catch, No. 4 in the league among players with 125-plus receptions:

<u>Player</u>	<u>Receiving Avg.</u>
1. Vincent Jackson, SD/TB	17.6
2. Torrey Smith, BAL	17.1
3. Calvin Johnson, DET	17.1
4. Jordy Nelson, GB	16.6
5. DeSean Jackson, PHI	16.4

► In Week 6 of 2011 vs. St. Louis, Nelson moved into a tie for the No. 2 spot in team history for the most 80-yard TD catches with the third of his career. WR Greg Jennings holds the career franchise mark with four.

► With three TD grabs of 80-plus yards during his career, Nelson is tied for No. 2 among active NFL players:

<u>Player</u>	<u>80-Yard TD Catches</u>
1. Greg Jennings, GB/MIN	4
2t. Jordy Nelson, GB	3
2t. Mike Wallace, PIT/MIA	3
2t. Julio Jones, ATL	3



VIKINGS AT PACKERS – WEEK 12

JONES JOINS SELECT COMPANY

WR **James Jones** led the league with 14 touchdown catches last season, becoming the first Packer to lead the NFL in TD catches in a season since WR Sterling Sharpe did so with a franchise-record 18 in 1994.

► A look at the top receiving-TD totals in the league last season:

<u>Player</u>	<u>Receiving TDs</u>
1. James Jones, GB	14
2. Eric Decker, DEN	13
3. Dez Bryant, DAL	12
4t. A.J. Green, CIN	11
4t. Rob Gronkowski, NE	11
4t. Brandon Marshall, CHI	11

► Jones' 2012 season total is tied for No. 4 in franchise history:

<u>Player</u>	<u>Receiving TDs</u>
1. Sterling Sharpe, 1994	18
2. Don Hutson, 1942	17
3. Jordy Nelson, 2011	15
4t. Antonio Freeman, 1998	14
4t. James Jones, 2012	14

► Since the start of 2012, Jones has caught 16 TD passes, which is **tied for No. 6 in the league** over that span:

<u>Player</u>	<u>Receiving TDs</u>
1. Dez Bryant, DAL	20
2t. Jimmy Graham, NO; Brandon Marshall, CHI; Demaryius Thomas, DEN	19
5. A.J. Green, CIN	17
6t. James Jones, GB; two others	16

► In Green Bay's Week 6 win last season at Houston, Jones caught two TD passes for the third consecutive game. By doing so, he joined WR Don Hutson (Nov. 14-Dec. 5, 1943) as the **only two players in franchise history** to catch two TD passes in three straight games, according to the Elias Sports Bureau.

► Jones' seven TD catches through the first six games last season were the most by a Packer in the opening six games since WR Billy Howton caught eight TD passes in the first six games in 1956.

► In the Packers' win over the Redskins this season in Week 2, Jones posted career highs in catches (11) and receiving yards (178), including nine receptions for 152 yards in the first half alone.

► Jones became just the **fifth player in franchise history** to post 11-plus catches and 175-plus receiving yards in a game (Don Hutson did so twice):

<u>Player</u>	<u>Catches/Yards</u>
Don Hutson, vs. CleR, 10/18/42	13/209
Don Hutson, vs. Card-Pitt, 10/8/44	11/207
James Lofton, at Den., 10/15/84	11/206
Don Beebe, vs. SF, 10/14/96	11/220
Javon Walker, at Ind., 9/26/04	11/200
James Jones, vs. Was., 9/15/13	11/178

BIG-PLAY JAMES

In Green Bay's loss to Chicago in Week 9, RB **James Starks** scored on a 32-yard TD run, matching his career-long TD run (32 yards vs. Washington this season in Week 2).

► For Starks, it marked his second straight game that he posted a TD run of 25-plus yards (25-yard TD at Minnesota in Week 8). He became the first Packer to accomplish that feat since RB Ryan Grant did so in Weeks 16-17 of 2007.

► It was Starks' third scoring run of 25-plus yards over a four-game span. According to the Elias Sports Bureau, Starks is the **first player in franchise history** to have three TD runs of 25-plus yards over a four-game span in the same season.

► Starks leads the NFL this season with three TD runs of 20-plus yards:

<u>Player</u>	<u>20-Yard TD Runs</u>
1. James Starks, GB	3
2t. Matt Forté, CHI	2
2t. LeSean McCoy, PHI	2
2t. Knowshon Moreno, DEN	2
2t. Alfred Morris, WAS	2
2t. Adrian Peterson, MIN	2

► Starks has rushed for 288 yards and a career-high three TDs on 53 carries (5.4 avg.) this season.

JUMPING RIGHT IN

With veteran WR James Jones sidelined in Weeks 7-8 due to a knee injury sustained at Baltimore in Week 6, second-year wideout **Jarrett Boykin** stepped into a starting role and made the most of the increased playing time.

► Boykin got his first NFL start in Week 7 vs. Cleveland and posted then-career highs for receptions (eight) and receiving yards (103), adding the first TD grab of his career when he hauled in a 20-yard pass from QB Aaron Rodgers in the fourth quarter.

► Boykin became the first undrafted player to register a 100-yard receiving game for the Packers since WR Ruvell Martin did so in 2006.

► Boykin's ranks No. 8 in the NFL in receiving yards since Week 7:

<u>Player</u>	<u>Rec. Yards/Since Week 7</u>
1. Calvin Johnson, DET	746
2. A.J. Green, CIN	556
3. Harry Douglas, ATL	535
4. Andre Johnson, HOU	471
5. Pierre Garcon, WAS	463
6. Antonio Brown, PIT	454
7. Vincent Jackson, TB	421
8. Jarrett Boykin, GB	410
9. Jordy Nelson, GB	405
10. DeSean Jackson, PHI	396

► Boykin and WR Jordy Nelson are the only two players on the team to have two eight-catch games this season.

VIKINGS AT PACKERS – WEEK 12

MASTERFUL PERFORMANCES

By clearing the 150-punt mark for his career in 2012, P **Tim Masthay** qualified in the franchise record books for career gross punting average. He ranks **No. 1 in team history**:

<u>Player</u>	<u>Career Punting Avg.</u>
1. Tim Masthay, 2010-13	44.3
2. Craig Hentrich, 1994-97	42.8
3. Dick Deschaine, 1955-57	42.6

- ▶ Masthay has posted a gross average of 44.8 yards (No. 23 in the league) and a 39.6-yard net average (No. 20 in the NFL) this season.
- ▶ In 2012, Masthay posted a 43.5-yard gross average, a 38.9-yard net average and placed 30 of his 70 punts inside the 20 (tied for No. 7 in the NFL) in 2012.
- ▶ Masthay matched the team record for the most punts inside the 20 in a season (since 1976):

<u>Player</u>	<u>Punts Inside 20</u>
1t. Tim Masthay, 2012	30
1t. Sean Landeta, 1998	30
3. Craig Hentrich, 1996	28
4t. Craig Hentrich, 1995, 1997	26
4t. Josh Bidwell, 2002	26

- ▶ Masthay also set a team record last season for net punting average (since 1976). He now holds the top three marks in franchise history:

<u>Player</u>	<u>Net Punting Avg.</u>
1. Tim Masthay, 2012	38.93
2. Tim Masthay, 2011	38.56
3. Tim Masthay, 2010	37.65
4. Jon Ryan, 2007	37.60
5. Sean Landeta, 1998	37.09

- ▶ With four punts inside the 20 vs. Chicago in Week 9, Masthay moved into sole possession of the No. 2 spot in franchise history for the most career punts inside the 20 (since 1976):

<u>Player</u>	<u>Punts Inside 20</u>
1. Craig Hentrich, 1994-97	104
2. Tim Masthay, 2010-13	91
3. Josh Bidwell, 2000-03	85
4. David Beverly, 1975-80	79

RACKING UP POINTS

K **Mason Crosby** has connected on 23 of 27 field goals (85.2 percent) this season, with his first miss coming in Week 6 at Baltimore on a 44-yard attempt.

- ▶ Crosby made his first 10 field goals to start the season, the second-best start of his career behind only his streak of 16 straight FGs to start the 2011 season.
- ▶ Dating back to 2012, Crosby had made 14 consecutive field goals in the regular season before the miss against the Ravens, which is tied for the fourth-longest streak in team history.

- ▶ A look at the longest FG streaks in team annals:

<u>Player</u>	<u>Consec. FGs Made</u>
1. Mason Crosby, 2010-11	23
2. Chris Jacke, 1993	17
3. Chris Jacke, 1989-90	15
4t. Mason Crosby, 2012-13	14
4t. Ryan Longwell, 2002; 2002-03	14

- ▶ Crosby connected on a 57-yard FG at the Giants on Sunday, the longest FG outdoors in franchise history and the longest in MetLife Stadium history. He has now kicked the four longest field goals in team annals:

<u>Player</u>	<u>Longest FG</u>
1. Mason Crosby, at Min., 10/23/11	58
2. Mason Crosby, at NYG, 11/17/13	57
3t. Mason Crosby, at Phi., 9/12/10	56
3t. Mason Crosby, at Atl., 10/9/11	56

- ▶ Crosby tied a single-game franchise record with five made FGs vs. Detroit in Week 5, matching Jacke (two games with five FGs) and Longwell (one game).
- ▶ Crosby followed that up with four made FGs at Baltimore in Week 6, giving him nine FGs in a two-game span. That is the **most by a Green Bay kicker over a two-game span** in franchise history.
- ▶ Crosby has 96 points this season (23 FGs, 27 extra points), which **ranks No. 3 in the NFL** this season among kickers.

<u>Kicker</u>	<u>Points (2013)</u>
1. Steven Hauschka, SEA	104
2. Stephen Gostkowski, NE	98
3. Mason Crosby, GB	96
4. Matt Prater, DEN	92
5. Garrett Hartley, NO	90

- ▶ With 14 points against the Vikings in Week 8, Crosby moved past WR Don Hutson for the No. 2 spot on the all-time franchise scoring list.

<u>Player</u>	<u>Career Points</u>
1. Ryan Longwell, 1997-2004	1,054
2. Mason Crosby, 2007-13	858
3. Don Hutson, 1935-45	823
4. Chris Jacke, 1989-96	820
5. Paul Hornung, 1957-62, 1964-66	760

- ▶ Crosby reached the 800-point mark for his career in his 100th regular-season game (Week 5 vs. Detroit), the **fastest to 800 points in franchise history** (Longwell, 107 games).
- ▶ Crosby ranks No. 2 in franchise annals for 100-point seasons with six, trailing only Ryan Longwell (eight, 1997-2004).
- ▶ Crosby ranks No. 3 in the NFL in scoring since entering the NFL in 2007:

<u>Player</u>	<u>Points (Since 2007)</u>
1. David Akers, PHI/SF/DET	904
2. Stephen Gostkowski, NE	860
3. Mason Crosby, GB	858



VIKINGS AT PACKERS – WEEK 12

CLAY FINDS HIS WAY TO THE QUARTERBACK

LB **Clay Matthews** ranked No. 5 in the league last season with 13.0 sacks, despite missing four games due to a hamstring injury:

<u>Player</u>	<u>Sacks (2012)</u>
1. J.J. Watt, HOU	20.5
2. Aldon Smith, SF	19.5
3. Von Miller, DEN	18.5
4. Cameron Wake, MIA	15.0
5. Clay Matthews, GB	13.0

- ▶ Matthews has finished in the top five in the league in sacks in two of the last three seasons (No. 4 in 2010 with 13.5 sacks).
- ▶ Matthews has registered 46.5 sacks since entering the NFL in 2009, which ranks **No. 6 in the league** over that span:

<u>Player</u>	<u>Sacks (Since 2009)</u>
1. Jared Allen, MIN	64.5
2. DeMarcus Ware, DAL	62.5
3. Tamba Hali, KC	53.0
4. Robert Mathis, IND	51.5
5. Cameron Wake, MIA	49.5
6. Clay Matthews, GB	46.5
7. Elvis Dumervil, DEN/BAL	46.0
8. Charles Johnson, CAR	45.5

- ▶ Matthews ranks No. 3 in team history in 10-sack seasons and No. 5 in two-sack games:

<u>Player</u>	<u>10-Sack Seasons</u>
1t. Reggie White, 1993, 1995, 1997-98	4
1t. Kabeer Gbaja-Biamila, 2001-04	4
3. Clay Matthews, 2009-10, 2012	3

<u>Player</u>	<u>Two-Sack Games</u>
1. Reggie White, 1993-98	16
2. Kabeer Gbaja-Biamila, 2000-08	15
3. Tim Harris, 1986-90	14
4. Aaron Kampman, 2002-09	10
5. Clay Matthews, 2009-13	9

- ▶ Matthews ranks No. 5 in team history with 46.5 career sacks (games played in parentheses):

<u>Player</u>	<u>Career Sacks</u>
1. Kabeer Gbaja-Biamila, 2000-08	74.5 (124)
2. Reggie White, 1993-98	68.5 (95)
3. Tim Harris, 1986-90	55.0 (76)
4. Aaron Kampman, 2002-09	54.0 (112)
5. Clay Matthews, 2009-13	46.5 (64)

- ▶ Matthews was named to his fourth straight Pro Bowl in 2012, becoming the **first Packer** to earn Pro Bowl recognition in each of his first four seasons in the league.

- ▶ When Matthews intercepted Giants QB Eli Manning at New York in Week 13 of 2011 and returned the pick 38 yards for a score, it marked the third straight season that he had scored a defensive TD.
- ▶ Since entering the NFL in 2009, Matthews has registered 149.5 quarterback knockdowns/hurries, which is good for No. 6 in the NFL over that span (according to STATS LLC):

<u>Player</u>	<u>QB Knockdowns/Hurries</u>
1. Tamba Hali, KC	180.0
2. DeMarcus Ware, DAL	177.0
3. Jared Allen, MIN	168.5
4. Trent Cole, PHI	159.5
5. Cameron Wake, MIA	156.0
6. Clay Matthews, GB	149.5

- ▶ Matthews is the **only player in franchise history** to score a defensive TD in each of his first three seasons in the league (2009-11).
- ▶ He received first-team All-Pro honors from *The Associated Press* in 2010, the first Packer LB to earn that recognition since Tim Harris in 1989. Matthews finished second to only Pittsburgh S Troy Polamalu in the AP Defensive Player of the Year voting in 2010.
- ▶ In 2009, Matthews set a Packers rookie record with 10 sacks on his way to earning Pro Bowl honors, the first Green Bay rookie to be named to the all-star game since Hall of Fame WR James Lofton in 1978.
- ▶ A look at where Matthews' sack total in his first 20 pro games ranks in NFL history (since 1982):

<u>Player</u>	<u>Sacks</u>
1. Aldon Smith, SF	18.5
2. Clay Matthews, GB	17.0
3t. L. O'Neal, SD; J. Abraham, NYJ; V. Miller DEN	16.5

DATONE DIGGING IN

Rookie DE **Datone Jones** posted the first sack of his career in Week 9 vs. Chicago when he brought down QB Josh McCown for a 1-yard loss in the first quarter.

- ▶ Jones followed that performance up with a two-sack game in Week 10 against the Eagles. That **tied the single-game franchise record for the most sacks by a rookie**. He was the first Green Bay rookie to post two sacks in a game since LB Brad Jones did so at Pittsburgh on Dec. 20, 2009.
- ▶ Jones' three sacks over the past three games are tied for the fifth most in the league since Week 9:

<u>Player</u>	<u>Sacks (Since Week 9)</u>
1t. John Abraham, ARI	4.0
1t. Gerald McCoy, TB	4.0
1t. Cameron Wake, MIA	4.0
1t. J.J. Watt, HOU	4.0
5t. Datone Jones, GB ; 14 others	3.0



VIKINGS AT PACKERS – WEEK 12

BREAKING DOWN THE ROSTER

The Packers' current 53-man roster is composed of 24 offensive players, 26 defensive players and three specialists.

- ▶ Of the 53 players on Green Bay's roster, 32 of them (60.4 percent) were drafted by the Packers.
- ▶ With 10 non-drafted free agents on the roster having entered the league with Green Bay, 42 of the 53 players (79.2 percent) began their pro careers with the Packers.
- ▶ More than half of the players (27 of 53, 50.9 percent) on Green Bay's roster entered the league as a sixth-round or seventh-round pick or as an undrafted player. More than a third of the players (19, 35.8 percent) on the roster were not drafted.
- ▶ Only 14 of the 53 players on the roster (26.4 percent) were selected in the first three rounds of the draft.
- ▶ Of the 53 players on the roster, 44 of them (83.0 percent) are 28 years old or younger. The Packers' current roster features 13 rookies.

GREEN BAY'S ROSTER ...

BY AGE (as of Nov. 24)

21-24	23 players	29-32	8 players
25-28	21 players	33-plus	1 player

BY EXPERIENCE

R-1	15 players	6-9	11 players
2-3	12 players	10-plus	1 player
4-5	14 players		

BY DRAFT ROUND

1st	8 players	6th/7th	8 players
2nd/3rd	6 players	Undrafted	19 players
4th/5th	12 players		

- ▶ Of the 53 players on the Packers' Week 1 roster, 50 of them had never seen regular-season action with another NFL team. According to the Elias Sports Bureau, that ranked **No. 1 in the league** this season:

Team	Week 1 Roster
1. Green Bay	50
2. Atlanta	44
3. Dallas	41
4t. Houston, New England, St. Louis	40

- ▶ The Packers had three rookie free agents make the Week 1 roster (S **Chris Banjo**, LB **Andy Mulumba**, G **Lane Taylor**), one that featured 11 rookies overall. Green Bay has had at least three non-drafted free agents make the opening-day roster each of the last four seasons.
- ▶ With the three rookie free agents on the opening-day roster this season, it brought the Packers' four-year total (2010-13) to 13 undrafted free agents on the Week 1 roster. According to Elias, that is tied for the third most in the NFL over that span:

Team	Rookie FAs/Week 1 Roster (2010-13)
1. St. Louis	17
2. Cleveland	16
3t. Green Bay	13
3t. Jacksonville	13
3t. New England	13

STIFLING SIGNAL-CALLERS

Under defensive coordinator **Dom Capers**, Green Bay's defense has been one of the best in the league in opponent passer rating.

- ▶ **Since 2009**, opposing quarterbacks have completed 1,501 of 2,610 passes (57.5 percent) for 18,323 yards and 116 touchdowns with 107 interceptions against the Packers. The 77.0 passer rating registered by opposing signal-callers over that span ranks **No. 3 in the NFL**:

Team	Opp. Passer Rating (Since 2009)
1. N.Y. Jets	74.4
2. Baltimore	76.7
3. Green Bay	77.0

- ▶ Green Bay has held its opponents to a passer rating of less than 80 in 39 of 74 games since 2009. The Packers have a **37-2 mark (.949)** in those games:

Team	<80-Rating Games (Since 2009)
1. N.Y. Jets	44 (30-14)
2. Baltimore	40 (33-7)
3t. Green Bay	39 (37-2)
3t. Arizona	39 (25-14)

- ▶ A look at the Packers' record by opponent passer rating since 2009:

Passer Rating	GB Record Since 2009
Less than 70	27-1 (.964)
71-79	10-1 (.909)
80-89	8-4 (.667)
90-99	1-3 (.250)
100-plus	6-12 (.333)

YOUTH IS SERVED

Based on Week 1 rosters, the Packers checked in as the ninth-youngest team in the NFL this season.

- ▶ Green Bay's opening-day roster had an average age of 25.64, which was the fourth youngest in the NFC behind Seattle (24.98), San Francisco (25.43) and Dallas (25.58). AFC squads with younger rosters were Cleveland (25.25), Jacksonville (25.28), Buffalo (25.45), Kansas City (25.57) and the N.Y. Jets (25.58).
- ▶ Since General Manager **Ted Thompson** took over in 2005, the Packers' Week 1 roster has been among the 10 youngest in the league each season. That included a string of four straight seasons (2006-09) where Green Bay either had or were tied for the youngest roster in the NFL.
- ▶ A look at the average ages of the Packers' Week 1 rosters since 2005:

Season	Average Age/League Ranking
2005	26.19 (9th-tied)
2006	25.57 (1st)
2007	25.72 (1st)
2008	25.57 (1st-tied)
2009	25.70 (1st)
2010	25.92 (5th)
2011	25.74 (3rd-tied)
2012	25.70 (6th)
2013	25.64 (9th)



VIKINGS AT PACKERS – WEEK 12

ON THE ROAD AGAIN

Green Bay went 7-1 away from Lambeau Field in 2011, with the seven road wins setting a single-season franchise record.

- ▶ The Packers have been able to stay above the .500 mark on the road during Head Coach **Mike McCarthy's** tenure, a notable achievement in the National Football League.
- ▶ Since 2006, McCarthy's first season as the head coach in Green Bay, only 10 of 32 NFL teams have regular-season road records above .500.

Team	W-L Record	Pct.
1. New England	43-18-0	.705
2. Indianapolis	36-25-0	.590
3. Philadelphia	36-25-1	.589
4. New Orleans	35-25-0	.585
5. N.Y. Giants	35-26-0	.574
6. Green Bay	34-27-0	.557
7. Dallas	32-29-0	.525
8. Chicago	31-29-0	.517
9. San Diego	32-30-0	.516
10. Pittsburgh	31-30-0	.508

316 AND COUNTING

Another packed house at Lambeau Field against the Eagles in Week 10 brought the stadium's consecutive-sellouts streak to 316 games (298 regular season, 18 playoffs).

- ▶ The league's longest-tenured stadium, Lambeau Field is hosting its 57th season of football in 2013. A total of 635,610 fans made their way through the turnstiles for the nine home contests in 2012.
- ▶ Across American professional sports, only Boston's Fenway Park (1912) and Chicago's Wrigley Field (1914) have longer tenures.

THE LAMBEAU ADVANTAGE

The crown jewel of the National Football League, Lambeau Field has long been known as one of the tougher venues to play in, particularly during the harsh Wisconsin winter.

- ▶ Re-establishing home-field advantage after a 4-4 mark in 2008 was one of the goals of 2009, and with the Packers finishing 6-2 at home, they accomplished that goal. Green Bay followed that up with a 7-1 mark at Lambeau Field in 2010, a perfect 8-0 record in 2011, the first undefeated home mark since 2002, and a 7-1 mark last season.
- ▶ Head Coach **Mike McCarthy** stated consistently upon his arrival in Green Bay that one of the team's goals would be to reclaim the mystique of playing at Lambeau Field. Mission accomplished. The team is 44-11 (.800) at home over its past 55 regular-season games.
- ▶ Since **Ron Wolf** and **Mike Holmgren** began the revitalization of the franchise in 1992, Green Bay owns the best home record in the NFL. A look at the top regular-season home W-L records since the '92 season:

Team	W-L Record	Pct.
1. Green Bay	132-41-0	.763
2. Pittsburgh	124-48-1	.720
3. New England	122-51-0	.705
4. Denver	122-52-0	.701
5. Baltimore (since '96)	97-42-1	.696

HOT AT HOME

The Packers' win over Dallas at Lambeau in Week 10 of 2009 was the first step to a 7-1 finish and a playoff berth for Green Bay.

- ▶ Since that win, the Packers have been one of the best teams in the league at home:

Team	W-L Record	Pct.
1. New England	29-3	.906
2. Green Bay	29-4	.879
3. Baltimore	26-5	.839

IN THE FREE-AGENCY ERA

Talk of unrestricted free agency in the early '90s led many to forecast tough times for the small-town Green Bay Packers.

- ▶ However, Green Bay has remained among the most successful teams since the advent of free agency in 1993. The Packers have won 10 or more games 13 times since '93 and captured nine division crowns.
- ▶ A look at the most successful teams in the free-agency era:

Team	W-L Since '93	Pct.	Playoff Berths
1. New England	217-113-0	.658	14
2. Green Bay	210-120-0	.636	15
3. Pittsburgh	205-124-1	.623	13
4. Denver	196-134-0	.594	10
5. Indianapolis	194-136-0	.588	14

IN THE LEAGUE RANKINGS, 2013
















GREEN BAY (Team)				MINNESOTA (Team)			
Category	NFC	NFL	Category	NFC	NFL		
Turnover Margin (-6)	13	24T	Turnover Margin (-8)	14	27T		
Points Scored (25.8)	6	7	Points Scored (24.0)	10	14		
Points Allowed (23.9)	9	18	Points Allowed (32.0)	16	32		
Total Offense (417.4)	2	3	Total Offense (317.7)	13	26		
Rushing (134.3)	5	6	Rushing (111.5)	8	16T		
Passing (283.1)	3	5	Passing (206.2)	13	25		
Total Defense (350.9)	8	18	Total Defense (391.7)	14	30		
vs. Rush (103.8)	6T	12T	vs. Rush (111.6)	8	14		
vs. Pass (247.1)	10	21	vs. Pass (280.1)	13	29		
Third-Down Offense (42.3%)	4	7	Third-Down Offense (39.7%)	6	9		
Third-Down Defense (35.8%)	5	10T	Third-Down Defense (49.0%)	16	32		
Red-Zone Offense (43.2%)	16	30	Red-Zone Offense (53.6%)	10	18		
Red-Zone Defense (57.6%)	10	19	Red-Zone Defense (60.5%)	13	26		

GREEN BAY (Individual)				MINNESOTA (Individual)			
Category	NFC	NFL	Category	NFC	NFL		
Passing: Rodgers (108.0)	2	3	Passing: Ponder (74.9)	15	27		
Rushing: Lacy (696)	7	8	Rushing: Peterson (851)	4	4		
Receptions: Nelson (57)	7	13	Receptions: Simpson/Jennings (34)	32T	69T		
Rec. Yds.: Nelson (889)	3	7	Rec. Yds.: Simpson (492)	27T	52T		
Interceptions: 4 players (1)	43T	74T	Interceptions: 3 players (2)	17T	29T		
Sacks: Daniels (4.5)	21T	45 T	Sacks: Allen (5.0)	17T	35T		

2013 SCHEDULE NOTES

2013 OPPONENTS

	Record	NFL Rank (2013)	
		Offense	Defense
 Atlanta Falcons.....(2-8)	(2-8)	14	26
 at Baltimore Ravens...(4-6)	(4-6)	30	13
 Chicago Bears.....(6-4)	(6-4)	9	24
 at Cincinnati Bengals...(7-4)	(7-4)	10	6
 Cleveland Browns.....(4-6)	(4-6)	25	5
 at Dallas Cowboys.....(5-5)	(5-5)	18	32
 Detroit Lions.....(6-4)	(6-4)	4	25
 Minnesota Vikings.....(2-8)	(2-8)	26	30
 at New York Giants.....(4-6)	(4-6)	23	11
 Philadelphia Eagles.....(6-5)	(6-5)	5	31
 Pittsburgh Steelers.....(4-6)	(4-6)	15	14
 at San Francisco 49ers...(6-4)	(6-4)	29	7
 Washington Redskins...(3-7)	(3-7)	6	28

A LOOK AT THE SCHEDULE

The Green Bay Packers' 93rd NFL regular-season schedule is headlined by three prime-time games (subject to flexible scheduling) and a Thanksgiving contest at Detroit.

- ▶ Green Bay's schedule includes seven games against 2012 playoff teams, with three of those contests (Atlanta, Minnesota, Washington) at Lambeau Field and four on the road (Baltimore, Cincinnati, Minnesota, San Francisco). The Packers will travel to play both of the teams that played in Super Bowl XLVII (Baltimore and San Francisco).
- ▶ The Packers have two prime-time contests at home (vs. Chicago on *Monday Night Football* in Week 9 and vs. Atlanta on Sunday night in Week 14) and two on the road (Sunday night contests at Minnesota in Week 8 and at the N.Y. Giants in Week 11). Green Bay plays at Detroit on Thanksgiving in a nationally televised contest.
- ▶ The Packers' bye was in Week 4, the earliest their open date has come on the schedule since they had a Week 4 bye in 1999.
- ▶ For the first time since entering the National Football League in 1921, Green Bay does not have back-to-back road games on its schedule.
- ▶ The Packers have 14 games on Sunday, including seven straight to start the season, one Monday night game and the Thursday game on Thanksgiving.
- ▶ For just the second time in eight seasons under Head Coach **Mike McCarthy** (also 2010), the Packers opened the season on the road, this year against San Francisco on Sunday, Sept. 8. Green Bay opened its season against the 49ers for the second straight year and at San Francisco for the first time in franchise history.
- ▶ In Week 2, the Packers opened their home slate against the Redskins for the first time since 1933, when they hosted the Boston Redskins in the season opener.
- ▶ Green Bay headed into its Week 4 bye with a road contest at Cincinnati in Week 3, and then hosted Detroit in Week 5, the third time in the past five seasons that the Lions have visited Lambeau Field in October.
- ▶ The Packers traveled to Baltimore in Week 6 to take on the Ravens, the second straight season that Green Bay had visited the defending Super Bowl champions (N.Y. Giants in 2012).
- ▶ Green Bay's Week 8 trip to Minnesota for a Sunday night contest kicked off a stretch of two prime-time games in three weeks for the Packers.
- ▶ In Week 9, the Packers hosted the Bears in a Monday night game, the 21st consecutive season that Green Bay has appeared on *Monday Night Football* (1993-2013). It marks the eighth straight season (2006-13) that the division rivals have squared off in a prime-time contest.
- ▶ Green Bay stayed home on a short week to host the Eagles in Week 10 before traveling to New York for the third straight season to play the Giants.
- ▶ The Packers visit Detroit on Thanksgiving (Week 13) for the fourth time in seven seasons (2007, 2009, 2011) and then return home for their final scheduled prime-time contest against Atlanta in Week 14 on Sunday night.
- ▶ The Packers' lone NFC North contest in the final month of the season comes in Week 17 at Chicago, the second time under McCarthy (also 2006) that Green Bay has closed out the regular season at Soldier Field. The Packers visit Dallas in Week 15 and host Pittsburgh in the home finale in Week 16.



STREAKS & MILESTONES – REGULAR SEASON

18 RANDALL COBB

- ▶ Set a single-season franchise record with a league-high 2,342 combined net yards in 2012, topping the previous team mark of 2,250 yards by RB Ahman Green in 2003.
- ▶ Has three kick return scores (two punts, one kickoff) in his career, which ties him for No. 2 in franchise history behind only RB Travis Williams' six return TDs (one punt, five kickoffs).
- ▶ Is tied for No. 5 in the NFL with the three total kick return TDs since 2011.

2 MASON CROSBY

- ▶ His 762 points from 2007-12 rank No. 1 in NFL history for the most points scored by a player in his first six seasons, topping the mark of Indianapolis K Mike Vanderjagt (755, 1998-2003).
- ▶ In 2011, set a franchise record with a 58-yard field goal in Week 7 at Minnesota, eclipsing the mark of 56 yards he held (Week 1 at Philadelphia, 2010; Week 5 at Atlanta, 2011).
- ▶ Ranks No. 2 in team annals with 858 career points, having surpassed Don Hutson (823) this season at Minnesota in Week 8.
- ▶ Reached the 800-point mark for his career in his 100th game, the fastest in franchise history ahead of Longwell (107 games).
- ▶ Ranks No. 2 in team history for the most 100-point seasons with six, trailing only K Ryan Longwell (eight).
- ▶ Made 23 straight field goals from Week 13 of 2010 through Week 10 of 2011, the longest regular-season streak in franchise history as he eclipsed Chris Jacke's mark of 17 (1993).
- ▶ For his career, has hit 115 of 126 field goals (91.3 percent) from 39 yards and closer.
- ▶ Has made 43 of 61 field goals (70.5 percent) from 40-49 yards.
- ▶ Has hit 17 of 38 field goals (44.7 percent) from 50-plus yards.

50 A.J. HAWK

- ▶ Is tied for No. 2 in franchise history for the most seasons leading the team in tackles with four (2006, 2008, 2010, 2012). He trails only LB Nick Barnett, who led the team in tackles five times (2003-05, 2007, 2009).
- ▶ Has either led the team or finished second in tackles in six of his seven seasons in Green Bay. Has posted 100-plus tackles in six of seven seasons.
- ▶ Currently has 970 career tackles, which ranks No. 4 in team history (since defensive stats began to be recorded by coaches in 1975). Needs 32 tackles to move past No. 3 Johnnie Gray (1,001 tackles, 1975-83).

89 JAMES JONES

- ▶ Led the NFL with 14 TD catches in 2012, the first Packer to lead the league in the category since WR Sterling Sharpe did so with a franchise-record 18 in 1994.

- ▶ Caught at least two TD passes in three straight games in 2012 (Weeks 4-6), joining Don Hutson (1943) as the only players in franchise history to accomplish that feat.
- ▶ Caught at least five TD passes each of the past four seasons (2009-12), the first Packer to do so since WR Antonio Freeman accomplished the feat in six consecutive seasons (1996-2001).
- ▶ Was the only offensive player on the Packers to play in every regular-season game from 2009-12.
- ▶ Ranks No. 11 in franchise history with 36 career TD catches. Needs four more TD grabs to move past Paul Coffman (39) for the No. 10 spot.

8 TIM MASTHAY

- ▶ Ranks No. 1 in franchise history (min. 150 punts) with a 44.3-yard gross punting average.
- ▶ Set a single-season franchise record with his 45.6-yard gross average in 2011, surpassing Craig Hentrich's 45.0-yard mark in 1997.
- ▶ Tied Sean Landeta's single-season franchise record (1998) by placing 30 punts inside the 20-yard line in 2012.
- ▶ Holds the top three single-season marks for net punting average in franchise history (since 1976) with a 38.93 average in 2012, a 38.56 average in 2011 and a 37.65 average in 2010.
- ▶ Ranks No. 2 in franchise annals (since 1976) with 91 punts placed inside the 20-yard line in his career. Trails only Craig Hentrich (104) in franchise history.

52 CLAY MATTHEWS

- ▶ Only player in franchise history to be named to the Pro Bowl each of his first four seasons in the league (2009-12).
- ▶ Only player in team history to score a defensive TD in each of his first three seasons in the league (2009-11).
- ▶ His 17 sacks in his first 20 games were the most by an NFL player to start his career at the time, eclipsing the mark of 16.5 set by Leslie O'Neal (1986, 1988) and John Abraham (2000-01).
- ▶ Is the first NFL player since sacks became an official stat in 1982 to post a double-digit sack total and a defensive TD in each of his first two seasons in the league.
- ▶ First player in franchise annals to post 10-plus sacks in each of his first two years in the NFL.
- ▶ Ranks No. 5 in team history with 46.5 career sacks.
- ▶ His 29.5 sacks from 2009-11 were tied for No. 1 in team history with Tony Bennett for the most sacks by a Packer in his first three seasons in the league.
- ▶ Ranks No. 6 in the NFL with 46.5 sacks since 2009.
- ▶ Set a franchise rookie record with 10 sacks in 2009.

Two years after he co-founded the Packers with Curly Lambeau, George Calhoun began writing a piece called The Dope Sheet, which served as the official press release and game program from 1921-24.



STREAKS & MILESTONES – REGULAR SEASON

87 JORDY NELSON

- ▶ Is tied for No. 4 in the NFL with 29 TD catches since 2011 and is tied for No. 2 in the league with 17 TD grabs at home over that span.
- ▶ His 22 TD grabs from 2011-12 were the most by a Packer over a two-year span since WR Antonio Freeman posted 26 TDs from 1997-98.
- ▶ Caught 15 TD passes in 2011, joining WRs Sterling Sharpe (18 in 1994) and Don Hutson (17 in 1942) as the only players in franchise annals to catch 15-plus TD passes in a season.
- ▶ With three TD grabs of 80-plus yards during his career, Nelson is tied for No. 2 among active NFL players behind only Vikings WR Greg Jennings (four).
- ▶ Ranks No. 13 in franchise history with 4,165 career receiving yards. Needs 59 yards to move past No. 12 Paul Coffman (4,223).
- ▶ Is tied with Carroll Dale for No. 12 in franchise history with 35 career TD catches. Trails No. 11 James Jones (36) by one TD.
- ▶ Among players with 250-plus catches, ranks No. 9 in franchise history with a 15.2-yard receiving average.

12 AARON RODGERS

- ▶ Ranks No. 1 in NFL history with a 105.2 career passer rating.
- ▶ Set an NFL single-season record in 2011 with a 122.5 passer rating and set team marks for TD passes (45), passing yards (4,643), completion percentage (68.3), yards per attempt (9.25), TD/INT ratio (7.50) and 300-yard games (eight).
- ▶ Posted 21,332 passing yards from 2008-12, the most in NFL history by a quarterback in his first five seasons as a starter.
- ▶ Threw a TD pass in 35 straight regular-season games at Lambeau Field from 2008-12, a team record (previous mark was 25 by Brett Favre, 1992-96). It was the second-longest home streak in NFL history behind Dan Marino's 39-game streak from 1983-88.
- ▶ Tied a single-game franchise record with six TD passes at Houston in Week 6 of 2012, matching Matt Flynn's mark (Jan. 1, 2012, vs. Detroit).
- ▶ In 86 regular-season starts, has 31 career 300-yard games, 35 three-TD games and 47 zero-INT games (min. 15 attempts).
- ▶ Has posted a 100-plus passer rating 51 times. Set an NFL record for quarterbacks whose careers started since 1970 with 43 games with a 100-plus passer rating in his first 75 starts.
- ▶ Posted a 100-plus passer rating in four straight seasons (2009-12), one of only two QBs in league history to accomplish that feat (Steve Young, 1991-94).
- ▶ Is the only QB in team history with three 400-yard passing games, including a 480-yard effort vs. Washington in Week 2 this season that tied a franchise record.
- ▶ When he hit the 150-TD mark for his career, he had thrown just 42 INTs to that point, the fewest in NFL history as he surpassed Dan Marino's mark of 69 INTs at the time of his 150th TD pass.
- ▶ In 2009, became first QB in NFL history to throw 30 or more TDs, seven or fewer INTs, and rush for five TDs in the same season.
- ▶ Has registered a passer rating over 110.0 in four or more consecutive

- games three times in his career (Weeks 3-7, 2009; Week 9, Weeks 11-13, 2010; Weeks 1-7, 9-12, 2011), one of only two quarterbacks in franchise history (Bart Starr, 1966) to accomplish the feat in a single season.
- ▶ Is the only NFL QB since the 1970 merger to post four straight 110-plus rating games in three straight seasons (2009-11).
- ▶ Posted four or more rushing TDs in three straight seasons (2008-10), becoming only the second Packers QB to accomplish that feat (Tobin Rote, 1954-56), and eclipsed 300 rushing yards in back-to-back seasons (2009-10), the first since Rote in 1954-56.
- ▶ Ranks No. 2 in team history with 186 TD passes, having surpassed Bart Starr (152) in Week 8 of 2012.
- ▶ With 18 career rushing TDs, ranks No. 2 in team history among QBs behind only Tobin Rote (29).

		NFL Offense			NFL Defense			
After	Week ...	Opp.	Total	Rush	Pass	Total	Rush	Pass
	1	at SF	11	26T	8	31	20T	30
	2	WAS	1	16	2	29	17	30
	3	at Cin	3	10	3	27	11	27
	4	(bye)	3	9	3	28	8	28
	5	DET	3	5	4	19	5	26
	6	at Bal	2	5	4	18	3	28
	7	CLE	2	6	4	15	3	24
	8	at Min	2	3	5	11	4	21
	9	CHI	2	2	6	15	5	20
	10	PHI	3	6	5	18	13	21
	11	at NYG	3	6	5	18	12T	21
	12	MIN						
	13	at Det						
	14	ATL						
	15	at Dal						
	16	PIT						
	17	at Chi						
	Packers in 2012		13	20	9	11	17	11
	Packers in 2011		3	27	3	32	14	32
	Packers in 2010		9	24	5	5	18	5
	Packers in 2009		6	14	7	2	1	5
	Packers in 2008		8	17	8	20	26	12
	Packers in 2007		2	21	2	11	14	12
	Packers in 2006		9	23	8	12	13	17
	Packers in 2005		18	30	7	7	23	1
	Packers in 2004		3	10	3	25	14	25
	Packers in 2003		4	3	16	17	10	23
	Packers in 2002		12	12	10	12	21	3
	Packers in 2001		6	21	3	12	16	15
	Packers in 2000		15	23	8	15	8	19
	Packers in 1999		9	21	7	19	22	18
	Packers in 1998		5	25	3	4	4	10
	Packers in 1997		4	12	3	7	20	8
	Packers in 1996		5	11	5	1	4	1
	Packers in 1995		7	26	3	14	7	21
	Packers in 1994		9	19	9	6	3	15
	Packers in 1993		19	22	18	2	8	7
	Packers in 1992		15	21	9	23	16	23



PACKERS STARTERS – OFFENSE

WR Jordy Nelson, 6th Year, Kansas State, D2a-08

- ▶ Leads the team in receptions (57), receiving yards (889) and receiving TDs (seven). Ranks No. 8 in the NFL this season in receiving yards.
- ▶ Is tied for No. 4 in the NFL with 29 TD catches since 2011 and is tied for No. 2 in the league with 17 TD grabs at home over that span.
- ▶ With 15 TD catches in 2011, became only the third player in franchise history to catch 15 or more TDs in a season, joining WRs Sterling Sharpe (18 in 1994) and Don Hutson (17 in 1942).
- ▶ Became the first player since the 1970 AFL-NFL merger to post three 80-yard TD grabs over an eight-game span in the regular season (Week 16, 2010-Week 6, 2011).

LT David Bakhtiari, Rookie, Colorado, D4a-13

- ▶ Became just the fourth Green Bay rookie to start at LT in the season opener since the 1970 AFL-NFL merger and the first since 1985.
- ▶ Earned second-team All-Pacific-12 honors from the conference's coaches each of his last two seasons (sophomore and junior) at Colorado.
- ▶ Was named to the watch lists for both the Outland Trophy and the Lombardi Award in 2012.
- ▶ Opened 22 games at LT over his final two seasons after starting at right tackle as a redshirt freshman in 2010.

LG Josh Sitton, 6th Year, Central Florida, D4b-08

- ▶ Has started 72 games since 2009, the most by an offensive player in a Green Bay uniform over that span.
- ▶ Was named to his first career Pro Bowl in 2012, becoming the first Green Bay guard to be selected since Marco Rivera in 2004.
- ▶ Was named 2010 Offensive Lineman of the Year by the NFL Alumni Association.
- ▶ According to STATS LLC, allowed only 7.5 sacks in his first four seasons as a starter (2009-12).
- ▶ Was the only Packer on either side of the ball to not miss a snap from 2009-10.

C Evan Dietrich-Smith, 4th Year, Idaho State, FA-10

- ▶ Has started a career-high 10 games at C this season. Appeared in all 16 contests last season with six starts (four at LG, two at C).
- ▶ Has started games at three different positions during his career (12 at C, five at LG, two at RG).
- ▶ Rejoined the Packers in Week 17 of 2010 after being released at the end of training camp that season; spent the first four weeks of the season with Seattle.
- ▶ Was the only non-drafted rookie to make the Packers' opening-day roster in 2009.
- ▶ Set an Idaho State record with 44 starts on the offensive line, playing all five positions in his college career, including the last two years at LT.

RG T.J. Lang, 5th Year, Eastern Michigan, D4-09

- ▶ Has started games at four different positions on the line as a pro (27 at LG, 10 at RG, five at RT, two at LT). Played C in Week 10 this season.
- ▶ Started 15 of 16 games last season (12 at LG, three at RT) and has started 41 contests since 2011.
- ▶ Started games at both tackle spots in his first season (2009) and became the first Packers rookie to start consecutive games at left tackle since Chad Clifton in 2000.
- ▶ Began his college career as a defensive lineman, but converted to the offensive line as a sophomore and started 36 straight games (10 at RT, 26 at LT) over his final three years.

RT Don Barclay, 2nd Year, West Virginia, FA-12

- ▶ Appeared in all 16 games in 2012, the only Green Bay rookie on the offensive side of the ball to do so last season.
- ▶ Including playoffs, started 15 consecutive games at RT before missing the Week 11 contest this season at the N.Y. Giants with a knee injury.
- ▶ Was one of four rookie free agents to make the Packers' opening-day roster in 2012.
- ▶ Started three years at LT for West Virginia and tied a school record by playing in 52 career games, including 39 consecutive contests.

TE Andrew Quarless, Fourth Year, Penn State, D5a-10

- ▶ Has appeared in all 10 contests with a career-high five starts this season after missing the entire 2012 campaign due to a significant knee injury sustained in Week 13 of the 2011 season at the N.Y. Giants.
- ▶ Played in 23 games with five starts in his first two seasons (2010-11).
- ▶ Finished his rookie season of 2010 with 21 catches for 238 yards (11.3 avg.) and a TD.
- ▶ Finished his career at Penn State with school records for most receptions by a TE in a career (87) and a single season (41 in 2001). Finished second in school history for the most receiving yards by a TE with 1,146.

WR James Jones, 7th Year, San Jose State, D3a-07

- ▶ Led the NFL with 14 TD catches in 2012, becoming the first Packer to lead the league in TD catches since WR Sterling Sharpe did so with a franchise-record 18 in 1994.
- ▶ Has caught 16 TD passes since 2012, which is tied for No. 6 in the NFL.
- ▶ Has caught at least five TD passes each of the past four seasons (2009-12), becoming the first Packer to do so since WR Antonio Freeman accomplished the feat in six straight seasons (1996-2001).
- ▶ Played in all 16 games each season from 2009-12, one of only six NFL wide receivers to do so over that span.

QB Aaron Rodgers, 9th Year, California, D1-05

- ▶ His career passer rating of 105.2 ranks No. 1 in NFL history.
- ▶ Ranks No. 3 in the NFL this season in passer rating (108.0), No. 2 in yards per attempt (8.84), No. 4 in completion percentage (66.9) and No. 5 in interception percentage (1.59).
- ▶ Posted 21,332 passing yards from 2008-12, which ranks No. 1 in league history for the most passing yards by a QB in his first five seasons as a starter (previous record was Peyton Manning, 20,618, 1998-2002).
- ▶ In 86 regular-season starts (57-29 record), has posted 31 games with 300-plus passing yards, 47 without an interception and 51 with a 100-plus passer rating (min. 15 attempts).
- ▶ In 2011, set an NFL record with a 122.5 passer rating and set franchise marks for TD passes (45), passing yards (4,643), completion percentage (68.3), yards per attempt (9.25) and 300-yard games (eight) on his way to earning NFL Most Valuable Player honors from *The Associated Press*.

RB Eddie Lacy, Rookie, Alabama, D2-13

- ▶ Ranks No. 1 in the league among rookies and No. 8 among all players with 696 rushing yards this season, despite missing one full game and nearly all of another due to a concussion.
- ▶ Ranks No. 2 in franchise history for the most rushing yards by a rookie in a single season and is the only rookie in team annals to post five consecutive 80-yard rushing games.
- ▶ Became just the third Green Bay rookie since the merger to start the season opener at RB, joining Brandon Jackson (2007) and John Brockington (1971).
- ▶ Earned first-team All-Southeastern Conference following his first full season as the starter in 2012, rushing for 1,322 yards and 17 TDs on 204 carries (6.5 avg.). The 17 rushing TDs were a single-season school record and his yardage total was the sixth highest in school annals.

FB John Kuhn, 8th Year, Shippensburg, W-07 (Pit)

- ▶ Has played in 101 of 106 games (108 of 113 including playoffs) during his six-plus seasons in Green Bay, appearing in all 16 regular-season contests in four of those seasons.
- ▶ Selected to the Pro Bowl in 2011, becoming the first Green Bay fullback to be honored since William Henderson in 2004.
- ▶ Only player on the team to have a rushing and receiving touchdown each season from 2008-11, and was the first Packer to achieve that feat since RB Ahman Green (2001-04).
- ▶ Led the team with four rushing TDs in 2011 and led the running backs with six total TDs.

PACKERS STARTERS – DEFENSE

LDE B.J. Raji, 5th Year, Boston College, D1a-09

- ▶ Earned his first bid to the Pro Bowl in 2011, becoming the first Green Bay defensive tackle since Bob Brown in 1972 to be voted to the all-star team.
- ▶ Has played in 63 games since 2010 (including playoffs), tied for the fourth most in the NFL by a defensive lineman over that span.
- ▶ Led all NFL nose tackles with 6½ sacks in 2010, the third most recorded by a nose tackle since 1990 (according to STATS LLC).
- ▶ Named to the *Pro Football Weekly*/PFWA All-Rookie team in 2009, the first Green Bay defensive lineman to be selected since DE Vonnie Holliday in 1998.

NT Ryan Pickett, 13th Year, Ohio State, UFA-06 (StL)

- ▶ Has played in 188 of a possible 202 regular-season games during his career, missing just nine contests due to injury.
- ▶ Was the only Green Bay defensive lineman to start all 16 games last season and led the line with 75 tackles (27 solo).
- ▶ Key component of Packers' No. 1-ranked rushing defense in 2009 (franchise-record 83.3 yards allowed per game), the first time in team history that Green Bay led the league in that category.
- ▶ Signed with Green Bay as an unrestricted free agent in 2006 after spending five seasons with St. Louis (2001-05). Led all NFL defensive linemen with 115 tackles in 2005.

RDE Johnny Jolly, 5th Year, Texas A&M, D6a-06

- ▶ Has played in 58 career games for the Packers with 45 starts and has recorded 216 tackles (112 solo), three sacks, an interception, 22 passes defended, four fumble recoveries and one forced fumble.
- ▶ Returned to the team this season following a three-year hiatus due to an NFL-issued suspension for violation of the league's substance-abuse policy.
- ▶ Posted a career-high 11 passes defended in 2009, the most by a Green Bay defensive lineman since the team began recording the statistic in 1980.
- ▶ Had a blocked FG, an interception and a fumble recovery in 2009, becoming the first Packer since CB Doug Evans (1993) to record all three in the same season.

LOLB Nick Perry, 2nd Year, Southern California, D1-12

- ▶ Held the starting role at LOLB for the first six games of his rookie campaign in 2012 before succumbing to a wrist injury that ended his season.
- ▶ Registered 29 tackles (18 solo) and two sacks in 2012.
- ▶ Earned first-team All-Pacific-12 recognition as a junior at Southern California in 2011, registering a team-high and career-best 9.5 sacks. His sack total led the Pac-12 and was tied for No. 14 nationally.
- ▶ Was one of six finalists for the Hendricks Award in 2011, which is given to the nation's top defensive end.

BLB A.J. Hawk, 8th Year, Ohio State, D1-06

- ▶ Leads the team with 98 tackles (72 solo) this season and is tied for No. 2 on the club with a career-high four sacks.
- ▶ Has either led the team or finished second in tackles in six of his seven seasons in Green Bay. Led the team with 142 tackles (105 solo) in 2012.
- ▶ Has appeared in 120 of a possible 122 regular-season games in his career, starting 117 of them.
- ▶ Has posted 970 tackles (694 solo), 16½ sacks, eight interceptions, 36 passes defended, two forced fumbles and five fumble recoveries during his career.

MLB Brad Jones, 5th Year, Colorado, D7-09

- ▶ Ranks No. 2 on the team with 62 tackles (47 solo) this season and has added two sacks, a forced fumble and a fumble recovery.
- ▶ Came on in relief of D.J. Smith, who sustained a season-ending knee injury in 2012 in Week 6 at Houston, and made his first career start on the inside (13 starts at OLB) at St. Louis in Week 7. Registered 99 tackles (69 solo), two sacks and a forced fumble in his 10 starts last season.

- ▶ Became a core member on special teams in 2011, appearing in a career-high 15 games and recording a career-best 11 coverage tackles.
- ▶ Worked at OLB for his first three seasons, including his rookie campaign of 2009 that saw him start seven games and register a career-high four sacks.

ROLB Clay Matthews, 5th Year, Southern California, D1b-09

- ▶ Ranks No. 6 in the NFL since entering the league in 2009 with 46.5 sacks. His sack total ranks No. 5 in team history.
- ▶ Became the first Packer in team history to earn Pro Bowl recognition in each of his first four seasons in the NFL (2009-12).
- ▶ Is the only player in franchise history to score a defensive TD (interception or fumble return) in each of his first three seasons in the NFL (2009-11).
- ▶ Named first-team All-Pro by *The Associated Press* in 2010, the first Green Bay LB to earn that honor since Tim Harris in 1989. Finished second to Pittsburgh safety Troy Polamalu in the AP's Defensive Player of the Year voting.

LCB Tramon Williams, 7th Year, Louisiana Tech, FA-06

- ▶ Is tied for No. 2 in the league in interceptions (16) and ranks No. 4 in the NFL in INT return yards (306) since 2010 (including playoffs).
- ▶ Ranked No. 2 on the team with 24 passes defended last season, which matched his career high set in 2011.
- ▶ Despite suffering a shoulder injury in the 2011 season opener, went on to start 15 games that season and post career highs for tackles (65) and passes defended (24). Also added four interceptions.
- ▶ With three interceptions during the 2010 playoffs, tied Joe Laws (1944) and Craig Newsome (1996) for the franchise single-postseason record.

RCB Sam Shields, 4th Year, Miami, FA-10

- ▶ Has started all nine games he has appeared in this season and leads the team with 15 passes defended.
- ▶ Was limited to 10 games with eight starts last season due to injury, but registered 38 tackles (28 solo), three interceptions, 15 passes defended (No. 3 on the team) and a sack.
- ▶ Made an impact in 2010 after making the team as a non-drafted rookie, earning the nickel CB job despite playing the position only one season in college.
- ▶ In Green Bay's NFC Championship win over Chicago in the 2010 season, became the first rookie in NFL history to record two INTs and a sack in a postseason contest.

SS Morgan Burnett, 4th Year, Georgia Tech, D3-10

- ▶ Ranked No. 2 on the team with a career-high 137 tackles (95 solo) in 2012 and was the only player on the club with a sack (two), an interception (two), a fumble recovery and a forced fumble.
- ▶ Participated in all 1,088 plays for Green Bay's defense in 2012, one of only four non-offensive linemen in the NFL to appear in 100 percent of his team's snaps.
- ▶ Enjoyed his first full season as a pro in 2011, joining DT B.J. Raji as the only two Green Bay defensive players to start all 16 regular-season games.
- ▶ Started the first four games of the 2010 season at SS before sustaining a season-ending knee injury vs. Detroit in Week 4.

FS M.D. Jennings, 3rd Year, Arkansas State, FA-11

- ▶ Saw the first scrimmage action of his career in 2012, appearing in all 16 contests with 10 starts. Moved into the starting lineup permanently in Week 8 after veteran Charles Woodson sustained a broken collarbone.
- ▶ Started the final nine games at FS and finished the season with 46 tackles (41 solo), six passes defended and an INT that he returned for a TD.
- ▶ Also contributed regularly on special teams in 2012, finishing with a career-high 10 tackles (tied for No. 3 on the team).
- ▶ Joined LBs Jamari Lattimore and Vic So'oto as the three non-drafted rookies to make Green Bay's opening-day roster in 2011.

2013 REGULAR-SEASON STATISTICS

	Packers	Opponent
TOTAL FIRST DOWNS	217	189
Rushing	73	60
Passing	125	114
Penalty	19	15
3rd Down: Made/Att.	55/130	48/134
3rd Down Pct.	42.3	35.8
4th Down: Made/Att.	4/8	8/14
4th Down Pct.	50.0	57.1
POSSESSION AVG.	30:58	29:02
TOTAL NET YARDS	4174	3509
Avg. Per Game	417.4	350.9
Total Plays	657	621
Avg. Per Play	6.4	5.7
NET YARDS RUSHING	1343	1038
Avg. Per Game	134.3	103.8
Total Rushes	286	252
NET YARDS PASSING	2831	2471
Avg. Per Game	283.1	247.1
Sacked/Yards Lost	23/145	31/173
Gross Yards	2976	2644
Att./Completions	348/232	338/208
Completion Pct.	66.7	61.5
HAD INTERCEPTED	10	4
PUNTS/AVERAGE	36/44.8	48/43.9
Net Punting Avg.	36/39.6	48/35.6
PENALTIES/YARDS	57/552	67/588
FUMBLES/BALL LOST	13/5	9/5
TOUCHDOWNS	27	29
Rushing	9	8
Passing	16	18
Returns	2	3

SCORE BY PERIODS	Q1	Q2	Q3	Q4	OT	PTS
PACKERS	54	72	79	53	0	258
OPPONENTS	49	39	61	90	0	239

SCORING	TD	-Ru	-Pa	-Rt	K-PAT	FG	S	PTS
Mason Crosby	0	0	0	0	27/27	23/27	0	96
Jordy Nelson	7	0	7	0			0	42
Eddie Lacy	5	5	0	0			0	30
Jermichael Finley	3	0	3	0			0	18
James Starks	3	3	0	0			0	18
Randall Cobb	2	0	2	0			0	12
James Jones	2	0	2	0			0	12
Brandon Bostick	1	0	1	0			0	6
Jarrett Boykin	1	0	1	0			0	6
Johnathan Franklin	1	1	0	0			0	6
Micah Hyde	1	0	0	1			0	6
M.D. Jennings	1	0	0	1			0	6
PACKERS	27	9	16	2	27/27	23/27	0	258
OPPONENTS	29	8	18	3	26/27	13/17	0	239

2-Pt Conversions: Packers 0-0, Opponents 0-2

SACKS: Mike Daniels 4.5, A.J. Hawk 4, Clay Matthews 4, Datone Jones 3, Nick Perry 3, Tramon Williams 2.5, Brad Jones 2, Jamari Lattimore 2, Mike Neal 2, Davon House 1, Micah Hyde 1, M.D. Jennings 1, Johnny Jolly 1, PACKERS 31, OPPONENTS 23

RUSHING	No	Yds	Avg	Long	TD
Eddie Lacy	172	696	4.0	56	5
James Starks	53	288	5.4	32t	3
Aaron Rodgers	29	115	4.0	18	0
Johnathan Franklin	19	107	5.6	51	1
Randall Cobb	4	78	19.5	67	0
Scott Tolzien	3	30	10.0	19	0
John Kuhn	5	23	4.6	12	0
M.D. Jennings	1	6	6.0	6	0
PACKERS	286	1343	4.7	67	9
OPPONENTS	252	1038	4.1	32	8

PASSING	Att	Cmp	Yds	Cmp%	Yds/Att	TD	TD%	Int	Int%	Long	Sack/Lost	Rating
Aaron Rodgers	251	168	2218	66.9	8.84	15	6.0	4	1.6	83t	18/112	108.0
Scott Tolzien	73	48	619	65.8	8.48	1	1.4	5	6.8	52	1/8	68.2
Seneca Wallace	24	16	139	66.7	5.79	0	0.0	1	4.2	17	4/25	64.4
PACKERS	348	232	2976	66.7	8.55	16	4.6	10	2.9	83t	23/145	96.6
OPPONENTS	338	208	2644	61.5	7.82	18	5.3	4	1.2	63	31/173	98.8

RECEIVING	No	Yds	Avg	Long	TD
Jordy Nelson	57	889	15.6	76t	7
Jarrett Boykin	29	453	15.6	52	1
Randall Cobb	29	378	13.0	38	2
James Jones	27	465	17.2	83t	2
Jermichael Finley	25	300	12.0	52	3
Eddie Lacy	16	110	6.9	31	0
Andrew Quarless	14	101	7.2	19	0
John Kuhn	9	45	5.0	8	0
Myles White	8	61	7.6	15	0
James Starks	6	53	8.8	15	0
Brandon Bostick	4	68	17.0	26	1
Johnathan Franklin	4	30	7.5	10	0
Ryan Taylor	3	15	5.0	8	0
Jeremy Ross	1	8	8.0	8	0
PACKERS	232	2976	12.8	83t	16
OPPONENTS	208	2644	12.7	63	18

INTERCEPTIONS	No	Yds	Avg	Long	TD
Davon House	1	11	11.0	11	0
Tramon Williams	1	10	10.0	10	0
Mike Neal	1	5	5.0	5	0
Sam Shields	1	1	1.0	1	0
PACKERS	4	27	6.8	11	0
OPPONENTS	10	143	14.3	76	1

PUNTING	No	Yds	Avg	Net	TB	In 20	LG	Blk
Tim Masthay	36	1614	44.8	39.6	4	13	61	0
PACKERS	36	1614	44.8	39.6	4	13	61	0
OPPONENTS	48	2108	43.9	35.6	6	15	61	1

PUNT RETURNS	Ret	FC	Yds	Avg	Long	TD
Micah Hyde	16	4	234	14.6	93t	1
Randall Cobb	3	5	23	7.7	16	0
Jeremy Ross	2	2	20	10.0	11	0
John Kuhn	1	0	0	0.0	0	0
PACKERS	22	11	277	12.6	93t	1
OPPONENTS	9	12	110	12.2	38	0

KICKOFF RETURNS	No	Yds	Avg	Long	TD
Micah Hyde	9	188	20.9	31	0
Jeremy Ross	6	75	12.5	21	0
Johnathan Franklin	3	60	20.0	26	0
Chris Banjo	1	12	12.0	12	0
Randall Cobb	1	10	10.0	10	0
Michael Hill	1	19	19.0	19	0
John Kuhn	1	19	19.0	19	0
PACKERS	22	383	17.4	31	0
OPPONENTS	33	943	28.6	109t	1

FIELD GOALS	1-19	20-29	30-39	40-49	50+
Mason Crosby	1/1	8/8	6/6	5/7	3/5
PACKERS	1/1	8/8	6/6	5/7	3/5
OPPONENTS	0/0	6/6	2/3	4/5	1/3

Crosby: () (28G) (41G, 19G, 26G) (26G, 52G, 31G, 42G, 45G) (45G, 44N, 31G, 50G, 31G) (26G, 52N) (30G, 20G, 45G) (30G, 23G) (53N, 42N, 26G, 35G) (24G, 57G)
Opponents: (48N, 27G, 33G) (50N) (52N) (53G) (23G) (46G, 44G) (36G) (24G, 27G) (39N, 25G, 41G) (40G, 28G)



2013 REGULAR-SEASON DEFENSIVE STATISTICS

Official totals - based on coaches' film review, through Nov. 17 at N.Y. Giants

SPECIAL TEAMS

Player	Total			Sacks/ Yards	Int/ Yards	Fum Rec	For Fum	Pass Def
	Tackles	Solo	Asst					
A.J. Hawk	98	72	26	4.0/19.0	0/0	1	0	2
Brad Jones	62	47	15	2.0/15.0	0/0	1	1	1
Morgan Burnett	58	42	16	0.0/0.0	0/0	0	0	5
Tramon Williams	54	38	16	2.5/16.5	1/10	1	1	9
M.D. Jennings	51	43	8	1.0/4.0	0/0	1	0	2
Sam Shields	42	38	4	0.0/0.0	1/1	0	0	15
Mike Neal	35	19	16	2.0/10.0	1/5	0	0	1
Clay Matthews	29	17	12	4.0/30.0	0/0	0	2	3
Micah Hyde	28	23	5	1.0/10.0	0/0	0	1	1
Jamari Lattimore	28	23	5	2.0/2.0	0/0	0	0	0
Nick Perry	26	16	10	3.0/19.0	0/0	0	2	1
Johnny Jolly	26	12	14	1.0/2.0	0/0	0	0	0
Ryan Pickett	26	8	18	0.0/0.0	0/0	0	0	2
B.J. Raji	24	12	12	0.0/0.0	0/0	0	0	0
Mike Daniels	22	12	10	4.5/30.5	0/0	0	0	0
Davon House	19	18	1	1.0/6.0	1/11	0	0	9
Nate Palmer	18	12	6	0.0/0.0	0/0	0	0	0
Jerron McMillian	17	14	3	0.0/0.0	0/0	0	0	1
Datone Jones	14	8	6	3.0/9.0	0/0	1	0	0
Chris Banjo	12	10	2	0.0/0.0	0/0	0	0	1
Casey Hayward	12	7	5	0.0/0.0	0/0	0	0	1
Andy Mulumba	12	4	8	0.0/0.0	0/0	0	0	0
C.J. Wilson	7	2	5	0.0/0.0	0/0	0	0	0
Jarrett Bush	2	1	1	0.0/0.0	0/0	0	0	1
Robert Francois	2	0	2	0.0/0.0	0/0	0	0	0
Totals	724	498	226	31.0/173.0	4/27	5	7	55

Player	IT	FR	FF
Davon House	7	0	0
Micah Hyde	5	0	0
Brandon Bostick	4	0	0
Jamari Lattimore	4	0	0
Sam Barrington	3	0	0
Andy Mulumba	3	0	0
Jarrett Bush	2	0	0
Robert Francois	2	0	1
Johnathan Franklin	2	0	0
Chris Harper	2	0	0
John Kuhn	2	0	0
Tim Masthay	2	0	0
Jerron McMillian	2	0	0
Jarrett Boykin	1	0	0
James Nixon	1	0	0
Nate Palmer	1	0	0
Jake Stoneburner	1	0	0
Totals	51	0	1

DEFENSIVE SCORING

Player	TD	Int		Safeties
		Ret	Ret	
M.D. Jennings	1	0	1	0
Totals	1	0	1	0

Defensive touchdowns (1):

Jennings — 24-yard fumble return at Cincinnati (9/22)

MISCELLANEOUS TACKLES

Player	Tackles
Randall Cobb	2
Brandon Bostick	2
Eddie Lacy	2
Jarrett Boykin	1
Jermichael Finley	1
T.J. Lang	1
Andrew Quarless	1
Totals	9



NFL

No	ALPHABETICAL ROSTER...	Pos	Ht	Wt	Birthdate	Exp	College	High School	Hometown
69	Bakhtiari, David	T	6-4	300	9/30/91	R	Colorado		San Mateo, Calif.
32	Banjo, Chris	S	5-10	207	2/26/90	R	SMU		Sugar Land, Texas
67	Barclay, Don	T/G	6-4	305	4/18/89	2	West Virginia		Harmony, Pa.
86	Bostick, Brandon	TE	6-3	250	5/3/89	1	Newberry		Florence, S.C.
93	Boyd, Josh	DE	6-3	310	8/3/89	R	Mississippi State		Philadelphia, Miss.
11	Boykin, Jarrett	WR	6-2	218	11/4/89	2	Virginia Tech		Matthews, N.C.
42	Burnett, Morgan	S	6-1	209	1/13/89	4	Georgia Tech		College Park, Ga.
24	Bush, Jarrett	CB	6-0	200	5/21/84	8	Utah State		Vacaville, Calif.
2	Crosby, Mason	K	6-1	207	9/3/84	7	Colorado		Georgetown, Texas
76	Daniels, Mike	DE	6-0	300	5/5/89	2	Iowa		Blackwood, N.J.
62	Dietrich-Smith, Evan	C/G	6-2	308	7/19/86	4	Idaho State		Salinas, Calif.
10	Flynn, Matt	QB	6-2	225	6/20/85	6	Louisiana State		Tyler, Texas
23	Franklin, Johnathan	RB	5-10	205	10/23/89	R	UCLA		Los Angeles, Calif.
61	Goode, Brett	LS	6-1	255	11/2/84	6	Arkansas		Fort Smith, Ark.
13	Harper, Chris	WR	6-1	228	9/10/89	R	Kansas State		Wichita, Kan.
50	Hawk, A.J.	LB	6-1	247	1/6/84	8	Ohio State		Centerville, Ohio
29	Hayward, Casey	CB	5-11	192	9/9/89	2	Vanderbilt		Perry, Ga.
31	House, Davon	CB	6-0	195	7/10/89	3	New Mexico State		Palmdale, Calif.
33	Hyde, Micah	CB	6-0	197	12/31/90	R	Iowa		Fostoria, Ohio
43	Jennings, M.D.	S	6-0	187	7/25/88	3	Arkansas State		Calhoun City, Miss.
97	Jolly, Johnny	DT	6-3	325	2/21/83	5	Texas A&M		Houston, Texas
59	Jones, Brad	LB	6-3	242	4/1/86	5	Colorado		East Lansing, Mich.
95	Jones, Datone	DE	6-4	285	7/24/90	R	UCLA		Compton, Calif.
89	Jones, James	WR	6-1	208	3/31/84	7	San Jose State		San Jose, Calif.
30	Kuhn, John	FB	6-0	250	9/9/82	8	Shippensburg		York, Pa.
27	Lacy, Eddie	RB	5-11	230	6/2/90	R	Alabama		Geismar, La.
70	Lang, T.J.	G	6-4	318	9/20/87	5	Eastern Michigan		Birmingham, Mich.
57	Lattimore, Jamari	LB	6-2	230	10/6/88	3	Middle Tennessee State		Hialeah, Fla.
8	Masthay, Tim	P	6-1	200	3/16/87	4	Kentucky		Murray, Ky.
52	Matthews, Clay	LB	6-3	255	5/14/86	5	Southern California		Agoura Hills, Calif.
22	McMillian, Jerron	S	5-11	203	4/2/89	2	Maine		Hillside, N.J.
55	Mulumba, Andy	LB	6-3	260	1/30/90	R	Eastern Michigan		Montreal, Quebec
96	Neal, Mike	DE/LB	6-3	285	6/26/87	4	Purdue		Merrillville, Ind.
87	Nelson, Jordy	WR	6-3	217	5/31/85	6	Kansas State		Riley, Kan.
74	Newhouse, Marshall	T	6-4	319	9/29/88	4	Texas Christian		Dallas, Texas
25	Nixon, James	CB	6-0	186	2/2/88	1	California (Pa.)		Hamden, Conn.
51	Palmer, Nate	LB	6-2	248	9/23/89	R	Illinois State		Chicago, Ill.
53	Perry, Nick	LB	6-3	265	4/12/90	2	Southern California		Detroit, Mich.
79	Pickett, Ryan	DT	6-2	340	10/8/79	13	Ohio State		Zephyrhills, Fla.
81	Quarless, Andrew	TE	6-4	252	10/6/88	4	Penn State		Uniondale, N.Y.
90	Raji, B.J.	DT	6-2	337	7/11/86	5	Boston College		Washington Township, N.J.
12	Rodgers, Aaron	QB	6-2	225	12/2/83	9	California		Chico, Calif.
78	Sherrod, Derek	T	6-5	321	4/23/89	3	Mississippi State		Columbus, Miss.
37	Shields, Sam	CB	5-11	184	12/8/87	4	Miami		Sarasota, Fla.
71	Sitton, Josh	G	6-3	318	6/16/86	6	Central Florida		Pensacola, Fla.
44	Starks, James	RB	6-2	218	2/25/86	4	Buffalo		Niagara Falls, N.Y.
85	Stoneburner, Jake	TE	6-3	249	8/25/89	R	Ohio State		Dublin, Ohio
65	Taylor, Lane	G	6-3	324	11/22/89	R	Oklahoma State		Arlington, Texas
82	Taylor, Ryan	TE	6-3	254	11/16/87	3	North Carolina		Winston-Salem, N.C.
16	Tolzien, Scott	QB	6-2	213	9/4/87	3	Wisconsin		Palatine, Ill.
9	Wallace, Seneca	QB	5-11	205	8/6/80	10	Iowa State		Rancho Cordova, Calif.
19	White, Myles	WR	6-0	182	3/30/90	R	Louisiana Tech		Livonia, Mich.
38	Williams, Tramon	CB	5-11	191	3/16/83	7	Louisiana Tech		Napoleonville, La.
98	Wilson, C.J.	DE	6-3	306	3/30/87	4	East Carolina		Pinetown, N.C.

Practice Squad

77	Adams, Aaron	T	6-5	303	5/16/89	R	Eastern Kentucky		Greenacres, Fla.
54	Aiyewa, Victor	LB	6-1	237	2/4/89	1	Washington		Missouri City, Texas
68	Collins, Bryan	G	6-3	301	11/7/90	R	SMU		Keller, Texas
72	Gerhart, Garth	C	6-1	310	10/21/88	1	Arizona State		Norco, Calif.
1	Gillett, Alex	WR	6-1	214	5/17/91	R	Eastern Michigan		Clyde, Ohio
20	Rolle, Jumal	CB	6-0	188	5/28/90	R	Catawba		Wilson, N.C.
34	Smith, Orwin	RB	6-0	209	2/27/91	R	Georgia Tech		Phenix City, Ala.
83	Walker, Tyrone	WR	5-10	191	8/25/90	R	Illinois State		Indianapolis, Ind.

Reserve/Physically Unable to Perform

28	Richardson, Sean	S	6-2	216	1/21/90	2	Vanderbilt		Aug. 27
73	Tretter, JC	T	6-4	307	2/12/91	R	Cornell		Aug. 27
99	Worthy, Jerel	DE	6-2	308	4/26/90	2	Michigan State		Aug. 27

Injured Reserve

58	Barrington, Sam	LB	6-1	235	10/5/90	R	South Florida		Nov. 5
75	Bulaga, Bryan	T	6-5	314	3/21/89	4	Iowa		Aug. 27
18	Cobb, Randall*	WR	5-10	192	8/22/90	3	Kentucky		Oct. 15
6	Dorsey, Kevin	WR	6-1	207	2/23/90	R	Maryland		Aug. 27
13	Cunningham, Sederrick	WR	5-11	192	7/14/89	R	Furman		Aug. 6
88	Finley, Jermichael	TE	6-5	247	3/26/87	6	Texas		Nov. 5
49	Francois, Robert	LB	6-2	255	5/14/85	4	Boston College		Oct. 7
26	Harris, DuJuan	RB	5-8	203	9/3/88	1	Troy		Aug. 27
64	Van Roten, Greg	G/C	6-3	303	2/26/90	2	Pennsylvania		Oct. 15
9	Wallace, Seneca	QB	5-11	205	8/6/80	10	Iowa State		Nov. 12

* designated for return

No	NUMERICAL ROSTER	Pos	Ht	Wt	Age	NFL	College	How Acquired	Reg. season
						Exp			GP/GS/DNP/IA
2	Mason Crosby	K	6-1	207	29	7	Colorado	D6c-07	10/0/0/0
8	Tim Masthay	P	6-1	200	26	4	Kentucky	FA-10	10/0/0/0
10	Matt Flynn	QB	6-2	225	28	6	Louisiana State	FA-13	0/0/1/0
11	Jarrett Boykin	WR	6-2	218	24	2	Virginia Tech	FA-12	10/4/0/0
12	Aaron Rodgers	QB	6-2	225	29	9	California	D1-05	8/8/0/2
13	Chris Harper	WR	6-1	228	24	R	Kansas State	W-13 (SF)	2/0/0/3
16	Scott Tolzien	QB	6-2	213	26	3	Wisconsin	FA-13	2/1/0/0
19	Myles White	WR	6-0	182	23	R	Louisiana Tech	FA-13	4/0/1/0
22	Jerron McMillian	S	5-11	203	24	2	Maine	D4b-12	10/2/0/0
23	Johnathan Franklin	RB	5-10	205	24	R	UCLA	D4c-13	10/0/0/0
24	Jarrett Bush	CB	6-0	200	29	8	Utah State	W-06 (Car)	6/0/1/3
25	James Nixon	CB	6-0	186	25	1	California (Pa.)	FA-12	3/0/0/3
27	Eddie Lacy	RB	5-11	230	23	R	Alabama	D2-13	9/9/0/1
29	Casey Hayward	CB	5-11	192	24	2	Vanderbilt	D2b-12	3/1/0/7
30	John Kuhn	FB	6-0	250	31	8	Shippensburg	W-07 (Pit)	9/4/0/1
31	Davon House	CB	6-1	195	24	3	New Mexico State	D4-11	10/3/0/0
32	Chris Banjo	S	5-10	207	23	R	SMU	FA-13	10/1/0/0
33	Micah Hyde	CB	6-0	197	22	R	Iowa	D5a-13	10/1/0/0
37	Sam Shields	CB	5-11	184	25	4	Miami	FA-10	9/9/0/1
38	Tramon Williams	CB	5-11	191	30	7	Louisiana Tech	FA-06	10/10/0/0
42	Morgan Burnett	S	6-1	209	24	4	Georgia Tech	D3-10	7/7/0/3
43	M.D. Jennings	S	6-0	195	25	3	Arkansas State	FA-11	10/10/0/0
44	James Starks	RB	6-2	218	27	4	Buffalo	D6-10	7/1/0/3
50	A.J. Hawk	LB	6-1	242	29	8	Ohio State	D1-06	10/10/0/0
51	Nate Palmer	LB	6-2	248	24	R	Illinois State	D6-13	7/2/0/3
52	Clay Matthews	LB	6-3	255	27	5	Southern California	D1b-09	6/6/0/4
53	Nick Perry	LB	6-3	265	23	2	Southern California	D1-12	6/4/0/4
55	Andy Mulumba	LB	6-3	260	23	R	Eastern Michigan	FA-13	8/2/0/2
57	Jamari Lattimore	LB	6-2	237	25	3	Middle Tennessee State	FA-11	10/3/0/0
59	Brad Jones	LB	6-3	242	27	5	Colorado	D7-09	7/7/0/3
61	Brett Goode	LS	6-1	255	29	6	Arkansas	FA-08	10/0/0/0
62	Evan Dietrich-Smith	C/G	6-2	308	27	4	Idaho State	FA-10	10/10/0/0
65	Lane Taylor	G	6-3	324	24	R	Oklahoma State	FA-13	7/0/0/3
67	Don Barclay	T/G	6-4	305	24	2	West Virginia	FA-12	9/9/0/1
69	David Bakhtiari	T	6-4	300	22	R	Colorado	D4a-13	10/10/0/0
70	T.J. Lang	G	6-4	318	26	5	Eastern Michigan	D4-09	10/10/0/0
71	Josh Sitton	G	6-3	318	27	6	Central Florida	D4b-08	10/10/0/0
74	Marshall Newhouse	T	6-4	319	25	4	Texas Christian	D5b-10	10/1/0/0
76	Mike Daniels	DE	6-0	300	24	2	Iowa	D4a-12	10/0/0/0
78	Derek Sherrod	T	6-6	321	24	3	Mississippi State	D1-11	1/0/0/1
79	Ryan Pickett	DT	6-2	338	34	13	Ohio State	UFA-06 (STL)	10/10/0/0
81	Andrew Quarless	TE	6-4	252	25	4	Penn State	D5a-10	10/5/0/0
82	Ryan Taylor	TE	6-3	254	26	3	North Carolina	D7a-11	8/0/0/2
85	Jake Stoneburner	TE	6-3	249	24	R	Ohio State	FA-13	5/0/0/0
86	Brandon Bostick	TE	6-3	250	24	1	Newberry	FA-12	8/0/0/2
87	Jordy Nelson	WR	6-3	217	28	6	Kansas State	D2a-08	10/10/0/0
89	James Jones	WR	6-1	208	29	7	San Jose State	D3a-07	8/8/0/2
90	B.J. Raji	DT	6-2	337	27	5	Boston College	D1a-09	10/10/0/0
93	Josh Boyd	DE	6-3	310	24	R	Mississippi State	D5b-13	3/0/0/7
95	Datone Jones	DE	6-4	285	23	R	UCLA	D1-13	10/0/0/0
96	Mike Neal	DE/LB	6-3	285	26	4	Purdue	D2-10	10/6/0/0
97	Johnny Jolly	DT	6-3	325	30	5	Texas A&M	D6a-06	10/6/0/0
98	C.J. Wilson	DE	6-3	305	26	4	East Carolina	D7-10	6/0/0/4

Practice Squad

1	Alex Gillett	WR	6-1	214	22	R	Eastern Michigan	FA-13	0/0/0/0
20	Jumal Rolle	CB	6-0	188	23	R	Catawba	FA-13	0/0/0/0
34	Orwin Smith	RB	6-0	209	22	R	Georgia Tech	FA-13	0/0/0/0
54	Victor Aiyewa	LB	6-1	237	24	1	Washington	FA-13	0/0/0/0
68	Bryan Collins	G	6-3	301	23	R	SMU	FA-13	0/0/0/0
72	Garth Gerhart	C	6-1	310	25	1	Arizona State	FA-13	0/0/0/0
77	Aaron Adams	T	6-5	303	24	R	Eastern Kentucky	FA-13	0/0/0/0
83	Tyrone Walker	WR	5-10	191	23	R	Illinois State	FA-13	0/0/0/0

Reserve/Physically Unable to Perform

28	Sean Richardson	S	6-2	216	23	2	Vanderbilt	FA-12	0/0/0/0
73	JC Tretter	T	6-4	307	22	R	Cornell	D4b-13	0/0/0/0
99	Jerel Worthy	DE	6-2	304	23	2	Michigan State	D2a-12	0/0/0/0

Injured Reserve

6	Kevin Dorsey	WR	6-1	207	23	R	Maryland	D7b-13	0/0/0/0
9	Seneca Wallace	QB	5-11	205	33	10	Iowa State	FA-13	2/1/7/0
13	Sederrick Cunningham	WR	5-11	192	24	R	Furman	FA-13	0/0/0/0
18	Randall Cobb*	WR	5-10	192	23	3	Kentucky	D2-11	5/4/0/0
26	DuJuan Harris	RB	5-8	203	25	1	Troy	FA-12	0/0/0/0
49	Robert Francois	LB	6-2	250	28	4	Boston College	FA-09	4/0/0/0
58	Sam Barrington	LB	6-1	235	23	R	South Florida	D7c-13	7/0/0/1
64	Greg Van Roten	G/C	6-3	303	23	2	Pennsylvania	FA-12	3/0/0/2
75	Bryan Bulaga	T	6-5	314	24	4	Iowa	D1-10	0/0/0/0
88	Jermichael Finley	TE	6-5	247	26	6	Texas	D3-08	6/5/0/2

* designated for return



ROSTER BY POSITION

QUARTERBACK (3)

Matt Flynn
Aaron Rodgers
Scott Tolzien

FULLBACK (1)

John Kuhn

RUNNING BACK (3)

Johnathan Franklin
Eddie Lacy
James Starks

WIDE RECEIVER (5)

Jarrett Boykin
Chris Harper
James Jones
Jordy Nelson
Myles White

TIGHT END (4)

Brandon Bostick
Andrew Quarless
Jake Stoneburner
Ryan Taylor

OFFENSIVE LINE (8)

David Bakhtiari
Don Barclay
Evan Dietrich-Smith
T.J. Lang
Marshall Newhouse
Derek Sherrod
Josh Sitton
Lane Taylor

DEFENSIVE LINE (7)

Josh Boyd
Mike Daniels
Johnny Jolly
Datone Jones
Ryan Pickett
B.J. Raji
C.J. Wilson

LINEBACKER (8)

A.J. Hawk
Brad Jones
Jamari Lattimore
Clay Matthews
Andy Mulumba
Mike Neal (also DE)
Nate Palmer
Nick Perry

CORNERBACK (7)

Jarrett Bush
Casey Hayward
Davon House
Micah Hyde
James Nixon
Sam Shields
Tramon Williams

SAFETY (4)

Chris Banjo
Morgan Burnett
M.D. Jennings
Jerron McMillian

SPECIALIST (3)

Mason Crosby
Brett Goode
Tim Masthay

Rookies and first-year players are underlined

PRONUNCIATION GUIDE

David Bakhtiari	bock-tee-R-ee	Ryan Pickett	PICK-ett
Don Barclay	BAR-clay	Andrew Quarless	QUAR-liss
Brett Goode	GEWD	B.J. Raji	RAH-jee
Datone Jones	DAY-tone	Derek Sherrod	sher-ROD
John Kuhn	KOON	Josh Sitton	SITT-en
Tim Masthay	MASS-tay	Scott Tolzien	toll-ZEEN
Jerron McMillian	juh-RON mick-MILL-in	Tramon Williams	trah-MAHN
Andy Mulumba	moo-LOOM-bah		

OFFENSE

WR:	87	Jordy Nelson	<u>19</u>	<u>Myles White</u>	<u>13</u>	<u>Chris Harper</u>
LT:	<u>69</u>	<u>David Bakhtiari</u>	74	Marshall Newhouse	78	Derek Sherrod
LG:	71	Josh Sitton	<u>65</u>	<u>Lane Taylor</u>		
C:	62	Evan Dietrich-Smith	70	T.J. Lang		
RG:	70	T.J. Lang	<u>65</u>	<u>Lane Taylor</u>		
RT:	67	Don Barclay	74	Marshall Newhouse	78	Derek Sherrod
TE:	81	Andrew Quarless	82	Ryan Taylor	<u>86</u>	<u>Brandon Bostick</u>
					<u>85</u>	<u>Jake Stoneburner</u>
WR:	89	James Jones	11	Jarrett Boykin		
QB:	12	Aaron Rodgers	16	Scott Tolzien	10	Matt Flynn
RB:	<u>27</u>	<u>Eddie Lacy</u>	44	James Starks	<u>23</u>	<u>Johnathan Franklin</u>
FB:	30	John Kuhn				

DEFENSE

LDE:	90	B.J. Raji	98	C.J. Wilson	<u>95</u>	<u>Datone Jones</u>
NT:	79	Ryan Pickett	<u>93</u>	<u>Josh Boyd</u>		
RDE:	97	Johnny Jolly	76	Mike Daniels	96	Mike Neal
LOLB:	53	Nick Perry	96	Mike Neal		
BLB:	50	A.J. Hawk	57	Jamari Lattimore		
MLB:	59	Brad Jones	57	Jamari Lattimore		
ROLB:	52	Clay Matthews	<u>55</u>	<u>Andy Mulumba</u>	<u>51</u>	<u>Nate Palmer</u>
LCB:	38	Tramon Williams	31	Davon House	<u>33</u>	<u>Micah Hyde</u>
RCB:	37	Sam Shields	29	Casey Hayward	24	Jarrett Bush
					25	James Nixon
SS:	42	Morgan Burnett	22	Jerron McMillian		
FS:	43	M.D. Jennings	<u>32</u>	<u>Chris Banjo</u>		

SPECIAL TEAMS

K:	2	Mason Crosby	8	Tim Masthay		
P:	8	Tim Masthay	2	Mason Crosby		
H:	8	Tim Masthay				
PR:	<u>33</u>	<u>Micah Hyde</u>	<u>23</u>	<u>Johnathan Franklin</u>		
KR:	<u>33</u>	<u>Micah Hyde</u>	<u>23</u>	<u>Johnathan Franklin</u>		
LS:	61	Brett Goode	82	Ryan Taylor		

Rookies and first-year players are underlined

COACH LOCATIONS

- ▶ **Coaches' Box:** Dom Capers (defensive coordinator), Joel Hilgenberg (assistant offensive line), Ben McAdoo (quarterbacks), Scott McCurley (defensive quality control), John Rushing (offensive assistant/special teams) and Joe Whitt (secondary - cornerbacks).
- ▶ **Sideline:** Edgar Bennett (wide receivers), James Campen (offensive line), Tom Clements (offensive coordinator), Mike Eayrs (research and development), Jerry Fontenot (tight ends), Kevin Greene (outside linebackers), Mark Lovat (strength and conditioning coordinator), Chad Morton (special teams assistant), Winston Moss (inside linebackers/asst. head coach), Darren Perry (secondary - safeties), Shawn Slocum (special teams coordinator), Mike Trgovac (defensive line) and Alex Van Pelt (running backs).



HOW THE PACKERS WERE BUILT

Year	Record	Draft (31)	Waivers (3)	Free Agents (19)
2005	4-12	QB Aaron Rodgers D1		
2006	8-8	LB A.J. Hawk D1 DT Johnny Jolly D6a	CB Jarrett Bush (Car)	DT Ryan Pickett (UFA) CB Tramon Williams
2007	13-3	WR James Jones D3a K Mason Crosby D6c	FB John Kuhn (Pit)	
2008	6-10	WR Jordy Nelson D2a G Josh Sitton D4b		LS Brett Goode
2009	11-5	DT B.J. Raji D1a LB Clay Matthews D1b G T.J. Lang D4 LB Brad Jones D7		
2010	10-6	DE/LB Mike Neal D2 S Morgan Burnett D3 TE Andrew Quarless D5a T Marshall Newhouse D5b RB James Starks D6 DE C.J. Wilson D7		C/G Evan Dietrich-Smith P Tim Masthay CB Sam Shields
2011	15-1	T Derek Sherrod D1 CB Davon House D4 TE Ryan Taylor D7a		S M.D. Jennings LB Jamari Lattimore
2012	11-5	LB Nick Perry D1 CB Casey Hayward D2b DE Mike Daniels D4a S Jerron McMillian D4b		T/G Don Barclay TE Brandon Bostick WR Jarrett Boykin CB James Nixon
2013	5-5	DE Datone Jones D1 RB Eddie Lacy D2 T David Bakhtiari D4a RB Johnathan Franklin D4c CB Micah Hyde D5a DE Josh Boyd D5b LB Nate Palmer D6	WR Chris Harper (SF)	S Chris Banjo QB Matt Flynn (D7a-08) LB Andy Mulumba TE Jake Stoneburner G Lane Taylor QB Scott Tolzien WR Myles White

INDIVIDUAL STATISTICS, OFFENSE

RUSHING

			E.Lacy					J.Franklin					J.Starks					A.Rodgers					J.Kuhn					R.Cobb				
			No	Yds	Avg	Lg	TD	No	Yds	Avg	Lg	TD	No	Yds	Avg	Lg	TD	No	Yds	Avg	Lg	TD	No	Yds	Avg	Lg	TD	No	Yds	Avg	Lg	TD
9/8	at	SF	14	41	2.9	7	1	0	0	0.0	0	0	0	0	0	0	2	13	6.5	7	0	1	3	3.0	3	0	2	6	3.0	3	0	
9/15		Was	1	10	10.0	10	0	0	0	0.0	0	0	20	132	6.6	32t	1	3	-3	-1.0	-1	0	0	0	0.0	0	0	0	0	0.0	0	0
9/22	at	Cin	(Inactive)					13	103	7.9	51	1	14	55	3.9	13	0	3	24	8.0	18	0	(Inactive)					0	0	0.0	0	0
10/6		Det	23	99	4.3	13	0	3	1	0.3	3	0	(Inactive)					5	8	1.6	6	0	0	0	0.0	0	0	2	72	36.0	67	0
10/13	at	Bal	23	120	5.2	37	0	1	-3	-3.0	-3	0	(Inactive)					5	21	4.2	12	0	1	2	2.0	2	0	0	0	0.0	0	0
10/20		Cle	22	82	3.7	13	1	2	6	3.0	4	0	(Inactive)					4	12	3.0	5	0	1	4	4.0	4	0	(Injured Reserve - DFR)				
10/27	at	Min	29	94	3.2	17	1	0	0	0.0	0	0	7	57	8.1	25t	1	6	31	5.2	14	0	0	0	0.0	0	0	0	0.0	0	0	
11/4		Chi	22	150	6.8	56	1	0	0	0.0	0	0	6	40	6.7	32t	1	1	9	9.0	9	0	0	0	0.0	0	0	0	0.0	0	0	
11/10		Phi	24	73	3.0	11	0	0	0	0.0	0	0	4	5	1.3	3	0	(Inactive)					1	2	2.0	2	0	(Injured Reserve - DFR)				
11/17	at	NYG	14	27	1.9	5	1	0	0	0.0	0	0	2	-1	-0.5	0	0	(Inactive)					1	12	12.0	12	0	(Injured Reserve - DFR)				
11/24		Min																														
11/28	at	Det																														
12/8		Atl																														
12/15	at	Dal																														
12/22		Pit																														
12/29	at	Chi																														
SEASON			172	696	4.0	56	5	19	107	5.6	51	1	53	288	5.4	32t	3	29	115	4.0	18	0	5	23	4.6	12	0	4	78	19.5	67	0
CAREER			172	696	4.0	56	5	19	107	5.6	51	1	286	1222	4.3	40	5	332	1557	4.7	35	18	160	491	3.1	18	11	16	215	13.4	67	0

ADDITIONAL RUSHING: S.Tolzien 1-19 vs. Phi (Nov. 10), 2-11 at NYG (Nov. 17); M.Jennings 1-6 at NYG (Nov. 17)

PASSING

			A.Rodgers							S.Wallace										
			Att	Com	Pct	Yds	Sk/Yd	TD	Lg	Int	Rtng	Att	Com	Pct	Yds	Sk/Yd	TD	Lg	Int	Rtng
9/8	at	SF	37	21	56.8	333	2/11	3	38	1	102.6									
9/15		Was	42	34	81.0	480	4/39	4	57	0	146.0	(Did Not Play)								
9/22	at	Cin	43	26	60.5	244	4/27	1	30	2	64.5	(Did Not Play)								
10/6		Det	30	20	66.7	274	1/5	1	83t	0	106.8	(Did Not Play)								
10/13	at	Bal	32	17	53.1	315	3/17	1	64t	1	84.8	(Did Not Play)								
10/20		Cle	36	25	69.4	260	1/7	3	39	0	117.8	(Did Not Play)								
10/27	at	Min	29	24	82.8	285	2/3	2	76t	0	130.6	(Did Not Play)								
11/4		Chi	2	1	50.0	27	1/3	0	27	0	95.8	19	11	57.9	114	4/25	0	17	1	53.4
11/10		Phi	(Inactive)							5	5	100.0	25	0/0	0	13	0	87.5		
11/17	at	NYG	(Inactive)							(Injured Reserve)										
11/24		Min																		
11/28	at	Det																		
12/8		Atl																		
12/15	at	Dal																		
12/22		Pit																		
12/29	at	Chi																		
SEASON			251	168	66.9	2218	18/112	15	83t	4	108.0	24	16	66.7	139	4/25	0	17	1	64.4
CAREER			2916	1920	65.8	23879	229/1424	186	93t	50	105.2	788	468	59.4	4947	59/339	31	90t	19	80.8

PASSING

			S.Tolzien							M.Flynn										
			Att	Com	Pct	Yds	Sk/Yd	TD	Lg	Int	Rtng	Att	Com	Pct	Yds	Sk/Yd	TD	Lg	Int	Rtng
9/8	at	SF	(Practice Squad)							(Not With Team)										
9/15		Was	(Practice Squad)							(Not With Team)										
9/22	at	Cin	(Practice Squad)							(Not With Team)										
10/6		Det	(Practice Squad)							(Not With Team)										
10/13	at	Bal	(Practice Squad)							(Not With Team)										
10/20		Cle	(Practice Squad)							(Not With Team)										
10/27	at	Min	(Practice Squad)							(Not With Team)										
11/4		Chi	(Practice Squad)							(Not With Team)										
11/10		Phi	39	24	61.5	280	1/8	1	36	2	70.5	(Not With Team)								
11/17	at	NYG	34	24	70.6	339	0/0	0	52	3	65.7	(Did Not Play)								
11/24		Min																		
11/28	at	Det																		
12/8		Atl																		
12/15	at	Dal																		
12/22		Pit																		
12/29	at	Chi																		
SEASON			73	48	65.8	619	1/8	1	52	5	68.2	0	0	0	0	0/0	0	0	0	0.0
CAREER			73	48	65.8	619	1/8	1	52	5	68.2	175	109	62.3	1329	20/95	10	80t	6	90.4

INDIVIDUAL STATISTICS, OFFENSE

RECEIVING R.Cobb						J.Finley					J.Jones					J.Nelson					J.Boykin					A.Quarless							
			No	Yds	Avg	Lg	TD	No	Yds	Avg	Lg	TD	No	Yds	Avg	Lg	TD	No	Yds	Avg	Lg	TD	No	Yds	Avg	Lg	TD	No	Yds	Avg	Lg	TD	
9/8	at	SF	7	108	15.4	38	1	5	56	11.2	13	1	0	0	0.0	0	0	7	130	18.6	37	1	0	0	0.0	0	0	0	0	0	0	0	0
9/15		Was	9	128	14.2	35t	1	6	65	10.8	27	1	11	178	16.2	57	0	3	66	22.0	37	2	0	0	0.0	0	0	1	7	7.0	7	0	
9/22	at	Cin	5	54	10.8	26	0	0	0	0.0	0	0	4	34	8.5	13	1	8	93	11.6	30	0	0	0	0.0	0	0	3	21	7.0	10	0	
10/6		Det	4	35	8.8	22	0	6	32	5.3	10	0	4	127	31.8	83t	1	5	82	16.4	31	0	0	0	0.0	0	0	0	0	0.0	0	0	
10/13	at	Bal	4	53	13.3	18	0	3	75	25.0	52	0	1	10	10.0	10	0	4	113	28.3	64t	1	1	43	43.0	43	0	0	0	0.0	0	0	
10/20		Cle	(Injured Reserve - DFR)					5	72	14.4	26	1	(Inactive)					5	42	8.4	17	1	8	103	12.9	39	1	0	0	0.0	0	0	
10/27	at	Min	(Injured Reserve - DFR)					(Inactive)					(Inactive)					7	123	17.6	76t	2	5	89	17.8	27	0	2	13	6.5	8	0	
11/4		Chi	(Injured Reserve - DFR)					(Inactive)					1	17	17.0	17	0	4	67	16.8	27	0	1	15	15.0	15	0	5	34	6.8	12	0	
11/10		Phi	(Injured Reserve - DFR)					(Injured Reserve)					4	44	11.0	13	0	6	56	9.3	30	0	8	112	14.0	36	0	1	8	8.0	8	0	
11/17	at	NYG	(Injured Reserve - DFR)					(Injured Reserve)					2	55	27.5	45	0	8	117	14.6	29	0	6	91	15.2	52	0	2	18	9.0	19	0	
11/24		Min																															
11/28	at	Det																															
12/8		Atl																															
12/15	at	Dal																															
12/22		Pit																															
12/29	at	Chi																															
SEASON			29	378	13.0	38	2	25	300	12.0	52	3	27	465	17.2	83t	2	57	889	15.6	76t	7	29	453	15.6	52	1	14	101	7.2	19	0	
CAREER			134	1707	12.7	61	11	223	2785	12.5	62t	20	278	3953	14.2	83t	36	274	4165	15.2	93t	35	34	480	14.1	52	1	38	375	9.9	23	1	

RECEIVING J.Ross						R.Taylor					B.Bostick					E.Lacy					J.Franklin					J.Starks							
			No	Yds	Avg	Lg	TD	No	Yds	Avg	Lg	TD	No	Yds	Avg	Lg	TD	No	Yds	Avg	Lg	TD	No	Yds	Avg	Lg	TD	No	Yds	Avg	Lg	TD	
9/8	at	SF	0	0	0.0	0	0	0	0.0	0	0	0	(Inactive)					1	31	31.0	31	0	0	0	0.0	0	0	1	8	8.0	8	0	
9/15		Was	0	0	0.0	0	0	0	0.0	0	0	0	0	0	0.0	0	0	0	0	0.0	0	0	0	0	0.0	0	0	4	36	9.0	15	0	
9/22	at	Cin	1	8	8.0	8	0	2	11	5.5	8	0	0	0	0.0	0	0	(Inactive)					3	23	7.7	10	0	0	0	0.0	0	0	
10/6		Det	(Not With Team)					0	0	0.0	0	0	(Inactive)					1	-2	-2.0	-2	0	0	0.0	0	0	(Inactive)						
10/13	at	Bal	(Not With Team)					0	0	0.0	0	0	0	0	1	5	5.0	5	0	1	7	7.0	7	0	(Inactive)								
10/20		Cle	(Not With Team)					(Inactive)					0	0	0.0	0	0	5	26	5.2	7	0	0	0	0.0	0	(Inactive)						
10/27	at	Min	(Not With Team)					(Inactive)					0	0	0.0	0	0	4	18	4.5	9	0	0	0	0.0	0	0	0	0.0	0	0	0	
11/4		Chi	(Not With Team)					0	0	0.0	0	0	0	0	0	0	0.0	0	0	0	0.0	0	0	0	0.0	0	0	0	0.0	0	0	0	0
11/10		Phi	(Not With Team)					1	4	4.0	4	0	3	42	14.0	22t	1	2	11	5.5	13	0	0	0	0.0	0	0	1	9	9.0	9	0	
11/17	at	NYG	(Not With Team)					0	0	0.0	0	0	1	26	26.0	26	0	2	21	10.5	16	0	0	0	0.0	0	0	0	0.0	0	0	0	
11/24		Min																															
11/28	at	Det																															
12/8		Atl																															
12/15	at	Dal																															
12/22		Pit																															
12/29	at	Chi																															
SEASON			1	8	8.0	8	0	3	15	5.0	8	0	4	68	17.0	26	1	16	110	6.9	31	0	4	30	7.5	10	0	6	53	8.8	15	0	
CAREER			1	8	8.0	8	0	5	30	6.0	11	1	4	68	17.0	26	1	16	110	6.9	31	0	4	30	7.5	10	0	41	315	7.7	17	0	

RECEIVING J.Kuhn						M.White					C.Harper						
			No	Yds	Avg	Lg	TD	No	Yds	Avg	Lg	TD	No	Yds	Avg	Lg	TD
9/8	at	SF	0	0	0.0	0	0	(Practice Squad)					(Not With Team)				
9/15		Was	0	0	0.0	0	0	(Practice Squad)					(Not With Team)				
9/22	at	Cin	(Inactive)					(Practice Squad)					(Not With Team)				
10/6		Det	0	0	0.0	0	0	(Practice Squad)					(Not With Team)				
10/13	at	Bal	2	9	4.5	8	0	(Practice Squad)					(Not With Team)				
10/20		Cle	1	8	8.0	8	0	1	9	9.0	9	0	0	0	0.0	0	0
10/27	at	Min	1	7	7.0	7	0	5	35	7.0	15	0	0	0	0.0	0	0
11/4		Chi	0	0	0.0	0	0	1	8	8.0	8	0	(Inactive)				
11/10		Phi	2	10	5.0	6	0	1	9	9.0	9	0	(Inactive)				
11/17	at	NYG	3	11	3.7	6	0	(Did Not Play)					(Inactive)				
11/24		Min															
11/28	at	Det															
12/8		Atl															
12/15	at	Dal															
12/22		Pit															
12/29	at	Chi															
SEASON			9	45	5.0	8	0	8	61	7.6	15	0	0	0	0.0	0	0
CAREER			68	457	6.7	32	8	8	61	7.6	15	0	0	0	0.0	0	0

INDIVIDUAL STATISTICS, OFFENSE

RUSHING

			E.Lacy					J.Starks					A.Rodgers																													
			First Half			Second Half		First Half			Second Half		First Half			Second Half																										
			No	Yds	Avg	Lg	TD	No	Yds	Avg	Lg	TD	No	Yds	Avg	Lg	TD	No	Yds	Avg	Lg	TD																				
9/8	at	SF	5	4	0.8	3	0	9	37	4.1	7	1	0	0	--	0	0	0	0.0	0	0	0	0	0	0	0	0	0	2	13	6.5	7	0									
9/15		Was	1	10	10.0	10	0	0	0	0.0	0	0	8	55	6.9	20	0	12	77	6.4	32t	1	0	0	0.0	0	0	0	0	3	-3	-1.0	-1	0								
9/22	at	Cin	(Inactive)																																							
10/6		Det	13	53	4.1	8	0	10	46	4.6	13	0	14	55	3.9	13	0	0	0	0.0	0	0	1	1	1.0	1	0	4	7	1.8	6	0										
10/13	at	Bal	8	65	8.1	37	0	15	55	3.7	17	0	(Inactive)																													
10/20		Cle	11	50	4.5	13	1	11	32	2.9	11	0	(Inactive)																													
10/27	at	Min	13	31	2.4	17	0	16	63	3.9	11	1	2	9	4.5	7	0	5	48	9.6	25t	1	1	12.0	12	0	5	19	3.8	14	0											
11/4		Chi	11	58	5.3	18	0	11	92	8.4	56	1	3	32	10.7	32t	1	3	8	2.7	4	0	1	9	9.0	9	0	0	0	0.0	0	0										
11/10		Phi	14	52	3.7	11	0	10	21	2.1	5	0	4	5	1.3	3	0	0	0	0.0	0	0	(Inactive)																			
11/17	at	NYG	7	14	2.0	4	0	7	13	1.9	5	1	2	-1	-0.5	0	0	0	0	0.0	0	0	(Inactive)																			
11/24		Min	(Inactive)																																							
11/28	at	Det	(Inactive)																																							
12/8		Atl	(Inactive)																																							
12/15	at	Dal	(Inactive)																																							
12/22		Pit	(Inactive)																																							
12/29	at	Chi	(Inactive)																																							
SEASON			83	337	4.1	37	1	89	359	4.0	56	4	33	155	4.7	32t	1	20	133	6.7	32t	2	7	37	5.3	12	0	22	78	3.5	18	0										

PASSING

			A.Rodgers																	
			First Half					Second Half												
			Att	Com	Pct	Yds	Sk/Yd	TD	Lg	Int	Rtng	Att	Com	Pct	Yds	Sk/Yd	TD	Lg	Int	Rtng
9/8	at	SF	23	14	60.9	203	1/8	2	31	1	100.5	14	7	50.0	130	1/3	1	38	0	106.3
9/15		Was	31	26	83.9	335	3/27	3	57	0	144.0	11	8	72.7	145	1/12	1	37	0	145.1
9/22	at	Cin	14	7	50.0	64	3/21	0	22	0	62.8	29	19	65.5	180	1/6	1	30	2	65.3
10/6		Det	17	11	64.7	88	1/5	0	25	0	77.6	13	9	69.2	186	0/0	1	83t	0	137.5
10/13	at	Bal	21	10	47.6	116	3/17	0	34	0	64.8	11	7	63.6	199	0/0	1	64t	1	99.6
10/20		Cle	18	12	66.7	111	0/0	1	26	0	101.9	18	13	72.2	149	1/7	2	39	0	133.8
10/27	at	Min	16	13	81.3	169	1/2	2	76t	0	150.3	13	11	84.6	116	1/1	0	27	0	103.8
11/4		Chi	2	1	50.0	27	1/3	0	27	0	95.8	0	0	0.0	0	0/0	0	0	0	0.0
11/10		Phi	(Inactive)																	
11/17	at	NYG	(Inactive)																	
11/24		Min	(Inactive)																	
11/28	at	Det	(Inactive)																	
12/8		Atl	(Inactive)																	
12/15	at	Dal	(Inactive)																	
12/22		Pit	(Inactive)																	
12/29	at	Chi	(Inactive)																	
SEASON			142	94	66.2	1113	13/83	8	76t	1	105.8	109	74	67.9	1105	5/29	7	83t	3	110.8

PASSING

			S.Wallace																	
			First Half					Second Half												
			Att	Com	Pct	Yds	Sk/Yd	TD	Lg	Int	Rtng	Att	Com	Pct	Yds	Sk/Yd	TD	Lg	Int	Rtng
9/8	at	SF	(Did Not Play)																	
9/15		Was	(Did Not Play)																	
9/22	at	Cin	(Did Not Play)																	
10/6		Det	(Did Not Play)																	
10/13	at	Bal	(Did Not Play)																	
10/20		Cle	(Did Not Play)																	
10/27	at	Min	(Did Not Play)																	
11/4		Chi	8	5	62.5	43	1/3	0	15	1	37.0	11	6	54.5	71	3/22	0	17	0	74.4
11/10		Phi	5	5	100.0	25	0/0	0	13	0	87.5	0	0	0.0	0	0/0	0	0	0	0.0
11/17	at	NYG	(Injured Reserve)																	
11/24		Min	(Injured Reserve)																	
11/28	at	Det	(Injured Reserve)																	
12/8		Atl	(Injured Reserve)																	
12/15	at	Dal	(Injured Reserve)																	
12/22		Pit	(Injured Reserve)																	
12/29	at	Chi	(Injured Reserve)																	
SEASON			13	10	76.9	68	1/3	0	15	1	55.9	11	6	54.5	71	3/22	0	17	0	74.4

PASSING

			S.Tolzien																	
			First Half					Second Half												
			Att	Com	Pct	Yds	Sk/Yd	TD	Lg	Int	Rtng	Att	Com	Pct	Yds	Sk/Yd	TD	Lg	Int	Rtng
9/8	at	SF	(Practice Squad)																	
9/15		Was	(Practice Squad)																	
9/22	at	Cin	(Practice Squad)																	
10/6		Det	(Practice Squad)																	
10/13	at	Bal	(Practice Squad)																	
10/20		Cle	(Practice Squad)																	
10/27	at	Min	(Practice Squad)																	
11/4		Chi	(Practice Squad)																	
11/10		Phi	23	15	65.2	184	0/0	0	36	1	71.6	16	9	56.3	96	1/8	1	22t	1	68.8
11/17	at	NYG	11	7	63.6	131	0/0	0	45	0	104.7	23	17	73.9	208	0/0	0	52	3	61.8
11/24		Min	(Practice Squad)																	
11/28	at	Det	(Practice Squad)																	
12/8		Atl	(Practice Squad)																	
12/15	at	Dal	(Practice Squad)																	
12/22		Pit	(Practice Squad)																	
12/29	at	Chi	(Practice Squad)																	
SEASON			34	22	64.7	315	0/0	0	45	1	82.4	39	26	66.7	304	1/8	1	52	4	59.1

INDIVIDUAL STATISTICS, OFFENSE

RECEIVING J.Nelson

	Date	Opp.	First Half					Second Half					TD						
			No	Yds	Avg	Lg	TD	No	Yds	Avg	Lg	TD							
			SEASON											29	454	15.7	76t	3	28

J.Jones

	Date	Opp.	First Half					Second Half					TD						
			No	Yds	Avg	Lg	TD	No	Yds	Avg	Lg	TD							
			SEASON											18	269	14.9	57	0	9

R.Cobb

	Date	Opp.	First Half					Second Half					TD						
			No	Yds	Avg	Lg	TD	No	Yds	Avg	Lg	TD							
			SEASON											18	218	12.1	35t	2	11

RECEIVING J.Finley

	Date	Opp.	First Half					Second Half					TD						
			No	Yds	Avg	Lg	TD	No	Yds	Avg	Lg	TD							
			SEASON											13	131	10.1	26	3	12

A.Quarless

	Date	Opp.	First Half					Second Half					TD						
			No	Yds	Avg	Lg	TD	No	Yds	Avg	Lg	TD							
			SEASON											7	50	7.1	10	0	7

J.Starks

	Date	Opp.	First Half					Second Half					TD						
			No	Yds	Avg	Lg	TD	No	Yds	Avg	Lg	TD							
			SEASON											6	53	8.8	15	0	0

RECEIVING J.Franklin

	Date	Opp.	First Half					Second Half					TD						
			No	Yds	Avg	Lg	TD	No	Yds	Avg	Lg	TD							
			SEASON											1	7	7.0	7	0	3

E.Lacy

	Date	Opp.	First Half					Second Half					TD						
			No	Yds	Avg	Lg	TD	No	Yds	Avg	Lg	TD							
			SEASON											8	56	7.0	31	0	8

J.Boykin

	Date	Opp.	First Half					Second Half					TD						
			No	Yds	Avg	Lg	TD	No	Yds	Avg	Lg	TD							
			SEASON											14	162	11.6	36	0	15

RECEIVING M.White

	Date	Opp.	First Half					Second Half					TD						
			No	Yds	Avg	Lg	TD	No	Yds	Avg	Lg	TD							
			SEASON											5	33	6.6	9	0	3

B.Bostick

	Date	Opp.	First Half					Second Half					TD						
			No	Yds	Avg	Lg	TD	No	Yds	Avg	Lg	TD							
			SEASON											3	46	15.3	26	0	1

J.Boyd

	Date	Opp.	First Half					Second Half					TD						
			No	Yds	Avg	Lg	TD	No	Yds	Avg	Lg	TD							
			SEASON											1	1	1.0	1	0	0

INDIVIDUAL STATISTICS, DEFENSE

	R.Pickett					B.Raji					C.Banjo					S.Shields					T.Williams					C.Wilson						
	UT	A	Sk	Int	PD	UT	A	Sk	Int	PD	UT	A	Sk	Int	PD	UT	A	Sk	Int	PD	UT	A	Sk	Int	PD	UT	A	Sk	Int	PD		
9/8	at	SF	2	3	0-0	0-0	0	3	1	0-0	0-0	0	0	0	0-0	0-0	0	10	1	0-0	0-0	3	2	1	0-0	0-0	1	0	2	0-0	0-0	0
9/15		Was	0	0	0-0	0-0	1	2	0	0-0	0-0	0	2	0	0-0	0-0	0	8	1	0-0	0-0	4	6	2	0-0	0-0	2					
9/22	at	Cin	1	2	0-0	0-0	1	0	3	0-0	0-0	0	2	1	0-0	0-0	0	3	1	0-0	1-1	1	3	0	1-8	0-0	0	0	1	0-0	0-0	0
10/6		Det	1	2	0-0	0-0	0	0	2	0-0	0-0	0	0	0	0-0	0-0	0	3	0	0-0	0-0	2	2	6	0-0	0-0	2					
10/13	at	Bal	0	2	0-0	0-0	0	1	2	0-0	0-0	0	1	1	0-0	0-0	0	1	0	0-0	0-0	0	1	3	0-0	0-0	0	2	1	0-0	0-0	0
10/20		Cle	0	2	0-0	0-0	0	2	2	0-0	0-0	0	2	0	0-0	0-0	1	0	0	0-0	0-0	2	3	1	1-4	0-0	0	0	0	0-0	0-0	0
10/27	at	Min	1	3	0-0	0-0	0	1	1	0-0	0-0	0	0	0	0-0	0-0	0	3	0	0-0	0-0	1	3	0	0-0	0-0	1	0	0	0-0	0-0	0
11/4		Chi	3	1	0-0	0-0	0	3	0	0-0	0-0	0	0	0	0-0	0-0	0	3	1	0-0	0-0	2	4	2	0-0	0-0	2					
11/10		Phi	0	0	0-0	0-0	0	0	0	0-0	0-0	0	1	0	0-0	0-0	0	7	0	0-0	0-0	0	6	1	0.5-4.5	0-0	0					
11/17	at	NYG	0	3	0-0	0-0	0	0	1	0-0	0-0	0	2	0	0-0	0-0	0						8	0	0-0	1-10	1	0	1	0-0	0-0	0
11/24		Min																														
11/28	at	Det																														
12/8		Atl																														
12/15	at	Dal																														
12/22		Pit																														
12/29	at	Chi																														
SEASON			8	18	0-0	0	2	12	12	0-0	0	0	10	2	0-0	0-0	1	38	4	0-0	1-1	15	38	16	2.5-16.5	1-10	9	2	5	0-0	0-0	0
CAREER			427	472	95-45.5	0-0	36	117	98	10.5-65.5	0-0	7	10	2	0-0	0-0	1	119	24	1-8	10-91	54	278	70	4.5-29.5	23-421	120	53	47	3.5-10	0-0	1

	N.Palmer					S.Barrington					J.Boyd						
	UT	A	Sk	Int	PD	UT	A	Sk	Int	PD	UT	A	Sk	Int	PD		
9/8	at	SF															
9/15		Was															
9/22	at	Cin	0	0	0-0	0-0	0	0	0	0-0	0-0	0					
10/6		Det															
10/13	at	Bal	0	0	0-0	0-0	0	0	0	0-0	0-0	0					
10/20		Cle	3	3	0-0	0-0	0	0	0	0-0	0-0	0	0	0	0-0	0-0	0
10/27	at	Min	0	1	0-0	0-0	0	0	0	0-0	0-0	0	0	0	0-0	0-0	0
11/4		Chi	6	1	0-0	0-0	0	0	0	0-0	0-0	0					
11/10		Phi	3	0	0-0	0-0	0										
11/17	at	NYG	0	1	0-0	0-0	0										
11/24		Min															
11/28	at	Det															
12/8		Atl															
12/15	at	Dal															
12/22		Pit															
12/29	at	Chi															
SEASON			12	6	0-0	0-0	0	0	0	0-0	0-0	0	0	0	0-0	0-0	0
CAREER			12	6	0-0	0-0	0	0	0	0-0	0-0	0	0	0	0-0	0-0	0

DEFENSIVE FUMBLE STATISTICS

FORCED FUMBLES (7)

B.Jones — (1) at Cincinnati, Sept. 22 (J.Gresham)
 C.Matthews — (2) at Cincinnati, Sept. 22 (B.Green-Ellis, A.Dalton)
 N.Perry — (1) vs. Detroit, Oct. 6 (M.Stafford)
 N.Perry — (1) at Baltimore, Oct. 13 (J.Flacco)
 M.Hyde — (1) at Baltimore, Oct. 13 (J.Flacco)
 T.Williams — (1) vs. Philadelphia, Nov. 10 (N.Foles)

FUMBLE RECOVERIES (5)

A.Hawk — (1) at Cincinnati, Sept. 22 (J.Gresham)
 M.Jennings — (1) at Cincinnati, Sept. 22 (B.Green-Ellis)
 B.Jones — (1) at Cincinnati, Sept. 22 (A.Dalton)
 D.Jones — (1) at Baltimore, Oct. 13 (J.Flacco)
 T.Williams — (1) vs. Philadelphia, Nov. 10 (N.Foles)

INDIVIDUAL STATISTICS, DEFENSE

QUARTERBACK SACKS (31-173)

9/8	at	San Francisco:	(2-8)	J.Jolly 1-2, C.Matthews 1-6
9/15		Washington:	(1-6)	D.House 1-6
9/22	at	Cincinnati:	(4-20)	M.Daniels 1-3, M.Jennings 1-4, C.Matthews 1-5, T.Williams 1-8
10/6		Detroit:	(5-40)	N.Perry 2-18, B.Jones 1-6, C.Matthews 1-12, M.Neal 1-4
10/13	at	Baltimore:	(5-29)	A.Hawk 3-18, M.Hyde 1-10, N.Perry 1-1
10/20		Cleveland:	(3-16)	M.Daniels 1-10, J.Lattimore 1-2, T.Williams 1-4
10/27	at	Minnesota:	(3-13)	M.Daniels 2-13, J.Lattimore 1-0
11/4		Chicago:	(1-1)	D.Jones 1-1
11/10		Philadelphia:	(3-17)	D.Jones 2-8, M.Daniels 0.5-4.5, T.Williams 0.5-4.5
11/17	at	N.Y. Giants:	(4-23)	A.Hawk 1-1, B.Jones 1-9, C.Matthews 1-7, M.Neal 1-6
11/24		Minnesota:		
11/28	at	Detroit:		
12/8		Atlanta:		
12/15	at	Dallas:		
12/22		Pittsburgh:		
12/29	at	Chicago:		

SEASON TOTALS: (31-173) M.Daniels 4.5-30.5, A.Hawk 4-19, C.Matthews 4-30, D.Jones 3-9, N.Perry 3-19, T.Williams 2.5-16.5, B.Jones 2-15, J.Lattimore 2-2, M.Neal 2-10, D.House 1-6, M.Hyde 1-10, M.Jennings 1-4, J.Jolly 1-2

QUARTERBACK HITS (71)

9/8	at	San Francisco:	(5)	C.Matthews 4, M.Neal 1
9/15		Washington:	(8)	M.Daniels 2, C.Matthews 2, J.Jolly 1, B.Jones 1, M.Neal 1, T.Williams 1
9/22	at	Cincinnati:	(8)	C.Matthews 2, M.Daniels 1, A.Hawk 1, M.Jennings 1, B.Jones 1, D.Jones 1, T.Williams 1
10/6		Detroit:	(7)	N.Perry 3, B.Jones 1, C.Matthews 1, J.McMillian 1, M.Neal 1
10/13	at	Baltimore:	(6)	A.Hawk 1, M.Hyde 1, D.Jones 1, J.Lattimore 1, M.Neal 1, N.Perry 1
10/20		Cleveland:	(11)	A.Hawk 3, M.Daniels 2, M.Hyde 2, D.Jones 1, M.Neal 1, N.Palmer 1, B.Raji 1
10/27	at	Minnesota:	(9)	M.Daniels 2, J.Jolly 1, D.Jones 1, J.Lattimore 1, A.Mulumba 1, M.Neal 1, N.Palmer 1, T.Williams 1
11/4		Chicago:	(9)	M.Neal 2, M.Daniels 1, J.Jolly 1, B.Jones 1, D.Jones 1, N.Palmer 1, B.Raji 1, S.Shields 1
11/10		Philadelphia:	(4)	M.Daniels 2, D.Jones 2
11/17	at	N.Y. Giants:	(4)	M.Daniels 1, D.Jones 1, C.Matthews 1, M.Neal 1
11/24		Minnesota:		
11/28	at	Detroit:		
12/8		Atlanta:		
12/15	at	Dallas:		
12/22		Pittsburgh:		
12/29	at	Chicago:		

SEASON TOTALS: (71) M.Daniels 11, C.Matthews 10, M.Neal 9, D.Jones 8, A.Hawk 5, B.Jones 4, N.Perry 4, M.Hyde 3, J.Jolly 3, N.Palmer 3, T.Williams 3, J.Lattimore 2, B.Raji 2, M.Jennings 1, J.McMillian 1, A.Mulumba 1, S.Shields 1

PASSES DEFENSED (55)

9/8	at	San Francisco:	(4)	S.Shields 3, T.Williams 1
9/15		Washington:	(10)	S.Shields 4, T.Williams 2, D.House 1, M.Neal 1, N.Perry 1, R.Pickett 1
9/22	at	Cincinnati:	(3)	J.McMillian 1, R.Pickett 1, S.Shields 1
10/6		Detroit:	(11)	M.Burnett 2, M.Jennings 2, S.Shields 2, T.Williams 2, D.House 1, B.Jones 1, C.Matthews 1
10/13	at	Baltimore:	(4)	D.House 3, A.Hawk 1
10/20		Cleveland:	(8)	D.House 3, S.Shields 2, C.Banjo 1, M.Burnett 1, A.Hawk 1
10/27	at	Minnesota:	(3)	M.Burnett 1, S.Shields 1, T.Williams 1
11/4		Chicago:	(7)	S.Shields 2, T.Williams 2, M.Burnett 1, C.Hayward 1, M.Hyde 1
11/10		Philadelphia:	(0)	None
11/17	at	N.Y. Giants:	(5)	C.Matthews 2, J.Bush 1, D.House 1, T.Williams 1
11/24		Minnesota:		
11/28	at	Detroit:		
12/8		Atlanta:		
12/15	at	Dallas:		
12/22		Pittsburgh:		
12/29	at	Chicago:		

SEASON TOTALS: (55) S.Shields 15, D.House 9, T.Williams 9, M.Burnett 5, C.Matthews 3, A.Hawk 2, M.Jennings 2, R.Pickett 2, C.Banjo 1, J.Bush 1, C.Hayward 1, M.Hyde 1, B.Jones 1, J.McMillian 1, M.Neal 1, N.Perry 1

DRIVE STATISTICS

PACKERS SCORING DRIVES (game-by-game)

Date	Opponent	Plays	Yards	Time	Result	Qtr	Scoring Play	Quarterback
9/8	at San Francisco	6	80	1:47	TD	1	A.Rodgers 5 pass to R.Cobb	A.Rodgers
9/8	at San Francisco	8	62	1:16	TD	2	A.Rodgers 12 pass to J.Finley	A.Rodgers
9/8	at San Francisco	7	69	2:48	TD	3	A.Rodgers 8 pass to J.Nelson	A.Rodgers
9/8	at San Francisco	8	76	2:30	TD	4	E.Lacy 2 run	A.Rodgers
9/15	Washington	14	70	6:58	FG	1	M.Crosby 28 field goal	A.Rodgers
9/15	Washington	4	42	0:41	TD	1	A.Rodgers 35 pass to R.Cobb	A.Rodgers
9/15	Washington	8	75	3:13	TD	2	A.Rodgers 14 pass to J.Nelson	A.Rodgers
9/15	Washington	6	90	2:57	TD	2	A.Rodgers 3 pass to J.Finley	A.Rodgers
9/15	Washington	4	60	1:53	TD	3	A.Rodgers 15 pass to J.Nelson	A.Rodgers
9/15	Washington	4	80	1:34	TD	3	J.Starks 32 run	A.Rodgers
9/22	at Cincinnati	4	3	0:46	FG	2	M.Crosby 41 field goal	A.Rodgers
9/22	at Cincinnati	7	20	3:11	FG	2	M.Crosby 19 field goal	A.Rodgers
9/22	at Cincinnati	12	70	5:35	FG	2	M.Crosby 26 field goal	A.Rodgers
9/22	at Cincinnati	9	80	3:20	TD	3	J.Franklin 2 run	A.Rodgers
9/22	at Cincinnati	5	92	1:48	TD	3	A.Rodgers 7 pass to J.Jones	A.Rodgers
10/6	Detroit	15	72	7:50	FG	1	M.Crosby 26 field goal	A.Rodgers
10/6	Detroit	12	36	3:55	FG	2	M.Crosby 52 field goal	A.Rodgers
10/6	Detroit	5	76	2:20	FG	3	M.Crosby 31 field goal	A.Rodgers
10/6	Detroit	2	78	0:54	TD	3	A.Rodgers 83 pass to J.Jones	A.Rodgers
10/6	Detroit	9	56	4:35	FG	4	M.Crosby 42 field goal	A.Rodgers
10/6	Detroit	7	43	3:11	FG	4	M.Crosby 45 field goal	A.Rodgers
10/13	at Baltimore	6	53	1:49	FG	1	M.Crosby 45 field goal	A.Rodgers
10/13	at Baltimore	1	0	0:02	FG	2	M.Crosby 31 field goal	None
10/13	at Baltimore	6	38	3:04	FG	3	M.Crosby 50 field goal	A.Rodgers
10/13	at Baltimore	4	80	2:22	TD	3	A.Rodgers 64 pass to J.Nelson	A.Rodgers
10/13	at Baltimore	12	72	7:35	FG	4	M.Crosby 31 field goal	A.Rodgers
10/20	Cleveland	4	40	1:38	TD	1	A.Rodgers 10 pass to J.Finley	A.Rodgers
10/20	Cleveland	11	56	5:49	TD	1	E.Lacy 1 run	A.Rodgers
10/20	Cleveland	14	61	5:08	FG	2	M.Crosby 26 field goal	A.Rodgers
10/20	Cleveland	5	69	2:39	TD	4	A.Rodgers 1 pass to J.Nelson	A.Rodgers
10/20	Cleveland	4	54	2:23	TD	4	A.Rodgers 20 pass to J.Boykin	A.Rodgers
10/27	at Minnesota	14	90	7:24	TD	1	A.Rodgers 11 pass to J.Nelson	A.Rodgers
10/27	at Minnesota	17	70	8:24	FG	2	M.Crosby 30 field goal	A.Rodgers
10/27	at Minnesota	3	80	1:31	TD	2	A.Rodgers 76 pass to J.Nelson	A.Rodgers
10/27	at Minnesota	15	80	8:10	TD	3	E.Lacy 1 run	A.Rodgers
10/27	at Minnesota	9	74	5:32	TD	4	J.Starks 25 run	A.Rodgers
10/27	at Minnesota	10	53	6:36	FG	4	M.Crosby 20 field goal	A.Rodgers
10/27	at Minnesota	6	16	1:49	FG	4	M.Crosby 45 field goal	A.Rodgers
11/4	Chicago	8	68	2:36	FG	1	M.Crosby 30 field goal	A.Rodgers
11/4	Chicago	1	32	0:07	TD	1	J.Starks 32 run	S.Wallace
11/4	Chicago	2	57	0:53	TD	3	E.Lacy 1 run	S.Wallace
11/4	Chicago	10	46	4:19	FG	3	M.Crosby 23 field goal	S.Wallace
11/10	Philadelphia	9	72	1:14	FG	2	M.Crosby 26 field goal	S.Tolzien
11/10	Philadelphia	7	86	4:06	TD	3	S.Tolzien 22 pass to B.Bostick	S.Tolzien
11/10	Philadelphia	8	54	2:51	FG	4	M.Crosby 35 field goal	S.Tolzien
11/17	at N.Y. Giants	7	76	3:42	FG	2	M.Crosby 24 field goal	S.Tolzien
11/17	at N.Y. Giants	4	24	0:43	FG	2	M.Crosby 57 field goal	S.Tolzien
11/17	at N.Y. Giants	5	83	2:42	TD	4	E.Lacy 4 run	S.Tolzien

Scoring-Drive Length, Regular Season

Length (minus)	Packers		Opponent	
	ID	FG	ID	FG
0—9	0	0	0	0
10—19	0	2	1	0
20—29	0	1	1	0
30—39	0	2	1	2
40—49	1	2	0	0
50—59	2	2	3	1
60—69	3	4	2	3
70—79	5	2	3	4
80—89	4	8	3	1
90—99	7	0	10	1
SEASON	25	23	26	13

Possessions at a glance

Reg. Season	No.	Avg. Snaps	*3-Plays & Out	Snaps/ TD
Packers	112	5.9	21	26.3
Opponent	109	5.7	27	23.9

*—less if turnover, no first downs or score

Game-Opening Drives

Game		Packers			Opponent		
		Pts	FD	Yds	Pts	FD	Yds
9/8	at SF	0	0	2	0	0	8
9/15	Was	3	4	70	0	1	20
9/22	at Cin	0	2	34	7	5	80
10/6	Det	3	5	72	0	3	35
10/13	at Bal	3	2	53	0	0	-10
10/20	Cle	7	2	40	0	0	1
10/27	at Min	7	6	90	0	1	21
11/4	Chi	3	3	68	7	4	71
11/10	Phi	0	3	44	0	2	18
11/17	at NYG	0	0	2	0	2	21
11/24	Min						
11/28	at Det						
12/8	Atl						
12/15	at Dal						
12/22	Pit						
12/29	at Chi						
SEASON		26	27	475	14	18	265

Second-Half Opening Drives

Game		Packers			Opponent		
		Pts	FD	Yds	Pts	FD	Yds
9/8	at SF	0	0	5	7	5	85
9/15	Was	0	0	-12	0	0	8
9/22	at Cin	7	6	80	0	2	38
10/6	Det	0	1	20	0	2	19
10/13	at Bal	0	0	6	0	0	-7
10/20	Cle	0	3	40	0	0	9
10/27	at Min	7	6	80	0	0	-6
11/4	Chi	7	2	57	0	0	3
11/10	Phi	0	1	15	7	2	84
11/17	at NYG	0	1	31	3	1	40
11/24	Min						
11/28	at Det						
12/8	Atl						
12/15	at Dal						
12/22	Pit						
12/29	at Chi						
SEASON		21	20	322	17	12	273

DRIVE STATISTICS

YARDS-GAINED ANALYSIS

	1st Down			2nd Down			3rd Down			4th Down			Season			By Quarter				By Half		
	Att	Yds	Avg	Att	Yds	Avg	Att	Yds	Avg	Att	Yds	Avg	Att	Yds	Avg	1st	2nd	3rd	4th	1st	2nd	OT
Packers	297	1849	6.2	222	1442	6.5	130	825	6.3	8	58	7.3	657	4174	6.4	841	1112	1259	962	1953	2221	0
Opponents	266	1398	5.3	207	1246	6.0	134	771	5.8	14	94	6.7	621	3509	5.7	739	829	941	1000	1568	1941	0

DRIVE ENGINEERING

QB	Drives Started		Drives ended by				BLK	DOWN	TO	SAF	CLK	Points Yielded
	TD	FG	MFG	PUNT								
A.Rodgers	78	21	17	2	24	0	1	7	0	6	198	
S.Tolzien	21	2	4	1	6	0	2	5	0	1	26	
S.Wallace	12	2	1	1	6	0	0	1	0	1	17	
No QB	1	0	1	0	0	0	0	0	0	0	3	
Packers	112	25	23	4	36	0	3	13	0	8	244	
Opponents	109	26	13	4	48	1	4	9	0	4	218	

RED-ZONE EFFICIENCY

	Regular Season	
	Packers	Opponent
Times Penetrated Opponent 20	37	33
Total Scores	31	28
Touchdowns	16	19
Field Goals-Attempts	15-16	9-10
Touchdown Percentage	.432	.576
Scoring Percentage	.838	.848
Turnovers	2	1
Downs	1	2
Missed Field Goals	1	1
Time Ran Out	0	0
Ended Not Trying To Score	2	1
Scores From Outside/At 20	17	12
Touchdowns	9	7
Field Goals	8	4

AVERAGE FIELD POSITION

	Regular Season	
	Packers	Opponent
Drives Started	112	109
Average Field Position	GB28	OPP28
Drives Started in Plus Territory	12	12
Scores	7	8
Touchdowns	3	6
Field Goals	4	2
Missed Field Goals	0	2
Punts	2	0
Blocked Punt	0	1
Turnovers	1	0
Turnover on Downs	1	1
Time Ran Out	0	0
Did Not Attempt to Score	1	0
Drives Started Inside Own 20	27	28

GOAL-TO-GO SITUATIONS, REGULAR SEASON

	Summary									GTG Plays		Pct
	Total	TD	Pct	FG	MFG	TO	CLK	DOWN	Plays	TD		
Packers	21	11	.524	8	0	0	2	0	56	11	.196	
Opponents	17	11	.647	4	0	0	0	2	46	11	.239	

2013 SUPERLATIVES

LONGEST RETURNS

Packers

Type	Yards	Opp. Date	Player
Punt	93t	at Min, Oct. 27	M.Hyde
Kickoff	31	vs. Chi, Nov. 4	M.Hyde
Kickoff	27	at NYG, Nov. 17	M.Hyde
Kickoff	27	vs. Phi, Nov. 10	M.Hyde
Kickoff	26	vs. Cle, Oct. 20	J.Franklin

No. of returns 20-plus yards in length: 12
 No. of returns 40-plus yards in length: 1

Opponent

Type	Yards	Opp. Date	Player
Kickoff	109t	at Min, Oct. 27	C.Patterson
Kickoff	86	vs. Cle, Oct. 20	T.Benjamin
Interception	76	vs. Phi, Nov. 10	B.Boykin
Fumble	58t	at Cin, Sept. 22	T.Newman
Kickoff	56	vs. Cle, Oct. 20	F.Whittaker

No. of returns 20-plus yards in length: 27
 No. of returns 40-plus yards in length: 6

LONGEST PLAYS FROM SCRIMMAGE

Packers

Yards	Opp.	Play
83t	vs. Det	A.Rodgers to J.Jones
76t	at. Min	A.Rodgers to J.Nelson
67	vs. Det	R.Cobb run
64t	at Bal	A.Rodgers to J.Nelson
57	vs. Was	A.Rodgers to J.Jones

Long run:

67	vs. Det	R.Cobb
56	vs. Chi	E.Lacy
51	at Cin	J.Franklin
37	at Bal	E.Lacy
32t	vs. Chi	J.Starks
32t	vs. Was	J.Starks

No. plays 20-plus yards: 48
 No. plays 40-plus yards: 11

Opponent

Yards	Opp.	Play
63	at Bal	J.Flacco to T.Doss
59	at Bal	J.Flacco to M.Brown
55t	vs. Phi	N.Foles to D.Jackson
45t	vs. Phi	N.Foles to R.Cooper
45	at Bal	J.Flacco to D.Clark

Long run:

32	vs. Was	A.Morris
32	vs. Was	A.Morris
30	vs. Phi	L.McCoy
20	vs. Phi	L.McCoy
20	vs. Chi	J.McCown
20	vs. Det	R.Bush

No. plays 20-plus yards: 43
 No. plays 40-plus yards: 7

MISCELLANEOUS

WEEKLY INACTIVES

9/8	at San Francisco:	S.Barrington, B.Bostick, J.Boyd, M.Burnett, C.Hayward, N.Palmer, L.Taylor
9/15	Washington:	J.Boyd, M.Burnett, J.Bush, C.Hayward, N.Palmer, L.Taylor, C.Wilson
9/22	at Cincinnati:	J.Boyd, M.Burnett, J.Bush, C.Hayward, J.Kuhn, E.Lacy, L.Taylor
10/6	Detroit:	B.Bostick, J.Boyd, C.Hayward, N.Palmer, J.Starks, G.Van Roten, C.Wilson
10/13	at Baltimore:	J.Boyd, J.Bush, C.Hayward, B.Jones, C.Matthews, J.Starks, G.Van Roten
10/20	Cleveland:	C.Hayward, B.Jones, J.Jones, C.Matthews, N.Perry, J.Starks, R.Taylor
10/27	at Minnesota:	J.Finley, B.Jones, J.Jones, C.Matthews, J.Nixon, N.Perry, R.Taylor
11/4	Chicago:	J.Boyd, J.Finley, C.Harper, C.Matthews, J.Nixon, N.Perry, C.Wilson
11/10	Philadelphia:	J.Boyd, C.Harper, A.Mulumba, J.Nixon, A.Rodgers, D.Sherrod, C.Wilson
11/17	at N.Y. Giants:	D.Barclay, C.Harper, C.Hayward, A.Mulumba, N.Perry, A.Rodgers, S.Shields
11/24	Minnesota:	
11/28	at Detroit:	
12/8	Atlanta:	
12/15	at Dallas:	
12/22	Pittsburgh:	
12/29	at Chicago:	

SEASON TOTALS: J.Boyd (7), C.Hayward (7), C.Matthews (4), N.Perry (4), C.Wilson (4), M.Burnett (3), J.Bush (3), C.Harper (3), B.Jones (3), J.Nixon (3), N.Palmer (3), J.Starks (3), L.Taylor (3), B.Bostick (2), J.Finley (2), J.Jones (2), A.Mulumba (2), A.Rodgers (2), R.Taylor (2), G.Van Roten (2), D.Barclay (1), S.Barrington (1), J.Kuhn (1), E.Lacy (1), D.Sherrod (1), S.Shields (1)

TIME SPENT IN THE LEAD

Opponent	Packers	
	In Lead	Trailing
9/8 at SF	2:39	28:03
9/15 vs. Was	53:02	0:00
9/22 at Cin	26:13	28:07
10/6 vs. Det	52:10	0:00
11/13 at Bal	58:11	0:00
10/20 vs. Cle	57:22	0:00
10/27 at Min	38:58	7:24
11/4 vs. Chi	17:52	35:13
11/10 vs. Phi	0:00	50:57
11/17 at NYG	0:00	50:34
11/24 vs. Min		
11/28 at Det		
12/8 vs. Atl		
12/15 at Dal		
12/22 vs. Pit		
12/29 at Chi		
SEASON	5:06:27	3:20:18
SEASON AVG	38:18	20:20

NON-OFFENSIVE SCORES

Packers (2): M.Jennings 24-yard fumble return at Cin, Sept. 22; M.Hyde 93-yard punt return at Min, Oct. 27

Opponent (3): T.Newman 58-yard fumble return at Cin, Sept. 22; C.Patterson 109-yard kickoff return at Min, Oct. 27; J.Pierre-Paul 24-yard interception return at NYG, Nov. 17

TWO-POINT CONVERSIONS

Packers (0-0):

Opponent (0-2):

PENALTIES AND REPLAY CHALLENGES

PENALTY STATISTICS

	Packers	Opponent
Times Penalized after Offensive Gain	12	12
Gains Wiped Out, Offensive Penalties	116	90
Touchdowns Cost	1	0
Field Goals Cost	0	0
First Downs Lost	3	3
Intentional Grounding Penalties	0	0
Defensive Pass Interference, Times Flagged	3	5
Yards Given Up	78	67
Defensive 3rd/4th Down Flags (kept drive alive)	7	9
Kick/Punt Return Penalties	7	6
Return Yards Wiped Out	39	4

Touchdowns nullified — GREEN BAY (1): A.Rodgers 10-yard pass to J.Nelson vs. Was (Sept. 15)

OPPONENTS (0):

2013 REPLAY CHALLENGES

PACKERS (1/3)

Date, Opp.	Initial Ruling	Ruling
10/20 vs. Cle	C.Ogbonnaya 1 run, first down	Upheld, first down
11/10 vs. Phi	N.Foles sacked, down by contact	Reversed, N.Foles fumbles, recovered by GB
11/10 vs. Phi	S.Tolzien incomplete pass to J.Nelson	Upheld

OPPONENTS (3/3)

Date, Opp.	Initial Ruling	Ruling
9/15 vs. Was	R.Griffin 5 pass to P.Garcon, short of goal line	Reversed, TD
9/15 vs. Was	R.Griffin incomplete pass to S.Moss	Reversed, TD
9/22 at Cin	A.Rodgers 12 pass to R.Cobb, first down	Reversed, short of line to gain

REPLAY ASSISTANT (2/2)

Last two minutes of the half, overtime, turnovers and scoring plays

Date, Opp.	Initial Ruling	Ruling
9/15 vs. Was	A.Robinson fumble recovered by B.Jones	Reversed, A.Robinson down by contact
10/6 vs. Det	A.Rodgers 27 pass to J.Jones TD	Reversed, J.Jones out of bounds

2013 PENALTIES ACCEPTED (57)

OFFENSE (26)

Holding (14) — J.Sitton (2) at SF (Sept. 8), at Bal (Oct. 13); D.Bakhtiari vs. Was (Sept. 15), at Cin (Sept. 22), vs. Det (Oct. 6), at Bal (Oct. 13), vs. Cle (Oct. 20); E.Dietrich-Smith vs. Was (Sept. 15); J.Boykin vs. Det (Oct. 6), J.Finley at Bal (Oct. 13); D.Barclay vs. Cle (Oct. 20), at Min (Oct. 27); A.Quarless vs. Cle (Oct. 20)

False Start (6) — D.Barclay vs. Was (Sept. 15), vs. Det (Oct. 6); R.Cobb vs. Det (Oct. 6); T.Lang at Bal (Oct. 13); J.Finley vs. Cle (Oct. 20); M.Newhouse vs. Phi (Nov. 10)

12 Men on the Field (1) — Team at NYG (Nov. 17)

Delay Of Game (1) — A.Rodgers vs. Det (Oct. 6)

Face Mask (1) — D.Bakhtiari at Min (Oct. 27)

Illegal Formation (1) — Team (Nov. 10)

Illegal Use of Hands (1) — J.Sitton at SF (Sept. 8)

Personal Foul (1) — T.Lang at Bal (Oct. 13)

DEFENSE (17)

Unnecessary Roughness (5) — N.Perry at Cin (Sept. 22); T.Williams at Cin (Sept. 22), vs. Cle (Oct. 20); J.McMillian vs. Det (Oct. 6); D.Jones at Min (Oct. 27)

Offside (3) — M.Neal at Bal (Oct. 13); A.Mulumba vs. Cle (Oct. 20); N.Perry vs. Phi (Nov. 10)

Pass Interference (3) — T.Williams (2) at Min (Oct. 27), at NYG (Nov. 17)

Holding (2) — S.Shields at Bal (Oct. 13); T.Williams at Bal (Oct. 13)

12 Men on the Field (1) — Team at NYG (Nov. 17)

Face Mask (1) — A.Hawk vs. Cle (Oct. 20)

Illegal Contact (1) — S.Shields vs. Det (Oct. 6)

Roughing the Passer (1) — C.Matthews vs. Phi (Nov. 10)

SPECIAL TEAMS (14)

Holding (4) — Team at SF (Sept. 8); D.House vs. Det (Oct. 6); A.Mulumba vs. Det (Oct. 6); J.Lattimore at NYG (Nov. 17)

Illegal Block (4) — M.Daniels at SF (Sept. 8); J.Stoneburner at Min (Oct. 27); J.Bush vs. Phi (Nov. 10); D.House at NYG (Nov. 17)

Unnecessary Roughness (2) — R.Francois vs. Was (Sept. 15); R.Taylor at Cin (Sept. 22)

Illegal Formation (1) — M.Jennings vs. Det (Oct. 6)

Ineligible Man Downfield (1) — A.Quarless vs. Cle (Oct. 20)

Roughing the Kicker (1) — J.Stoneburner vs. Cle (Oct. 20)

Unsportsmanlike Conduct (1) — J.Jolly vs. Cle (Oct. 20)

TURNOVER STATISTICS AND NOTES

TAKEAWAY ANALYSIS

	Packers Take Aways			Packers Give Aways			Diff	Cum	NFC Rank	NFL Rank
	Int	Fum	Tot	Int	Fum	Tot				
SF	0	0	0	1	1	2	-2	-2	14t	25t
WAS	1	0	1	0	1	1	0	-2	14t	25t
Cin	1	3	4	2	2	4	0	-2	12t	22t
BYE	-	-	-	-	-	-	-	-	13t	21t
DET	0	0	0	0	0	0	0	-2	14t	23t
Bal	0	1	1	1	1	2	-1	-3	15	25t
CLE	1	0	1	0	0	0	1	-2	12t	20t
Min	0	0	0	0	0	0	0	-2	12t	20t
CHI	0	0	0	1	0	0	-1	-3	13t	21t
PHI	0	1	1	2	0	2	-1	-4	13t	23t
NYG	1	0	1	3	0	3	-2	-6	13	24t
MIN	0	0	0	0	0	0	0	0	0	0
Det	0	0	0	0	0	0	0	0	0	0
ATL	0	0	0	0	0	0	0	0	0	0
Dal	0	0	0	0	0	0	0	0	0	0
PIT	0	0	0	0	0	0	0	0	0	0
Chi	0	0	0	0	0	0	0	0	0	0
Total	4	5	9	10	5	15	-6	-6	13	24t

HOME GAMES UPPERCASED IN BOLD

Takeaway Breakdown

	Packers	Opponent
Total	9	15
Interceptions	4	10
Fumble Rec.	5	2
Fumble resulting in t'back	0	1
Muffed Punt Rec.	0	2
Points off Turnovers	23	41
Touchdowns	2	5
Field Goals	3	2
Didn't attempt score	0	1

TOUCHDOWN RETURNS

Packers (1): M.Jennings 24-yard fumble return at Cin, Sept. 22

Opponent (2): T.Newman 58-yard fumble return at Cin, Sept. 22; J.Pierre-Paul 24-yard interception return at NYG (Nov. 17)

2013 RECORD WHEN...

When...	Record
+4 turnover margin	0-0
+3 turnover margin	0-0
+2 turnover margin	0-0
+1 turnover margin	1-0
even turnover margin	3-1
-1 turnover margin	1-2
-2 turnover margin	0-2
-3 turnover margin	0-0
-4 turnover margin	0-0
recording 0 takeaways	2-2
recording 1 takeaway	3-2
recording 2 takeaways	0-0
recording 3 takeaways	0-0
recording 4 takeaways	0-1
recording 5 takeaways	0-0
recording 0 giveaways	3-0
recording 1 giveaway	1-1
recording 2 giveaways	1-2
recording 3 giveaways	0-1
recording 4 giveaways	0-1
recording 5 giveaways	0-0
recording 0 interceptions	3-3
recording 1 interception	2-2
recording 2 interceptions	0-0
recording 3 interceptions	0-0
recording 4 interceptions	0-0
surrendering 0 interceptions	4-0
surrendering 1 interception	1-2
surrendering 2 interceptions	0-2
surrendering 3 interceptions	0-1
recovering 0 fumbles	4-3
recovering 1 fumble	1-1
recovering 2 fumbles	0-0
recovering 3 fumbles	0-1
losing 0 fumbles	3-3
losing 1 fumble	2-1
losing 2 fumbles	0-1
losing 3 fumbles	0-0

TAKEAWAY SUMMARY (9)

9/8	at San Francisco:	None
9/15	Washington:	M.Neal (interception)
9/22	at Cincinnati:	A.Hawk (fumble recovery), M.Jennings (fumble recovery), B.Jones (fumble recovery), S.Shields (interception)
10/6	Detroit:	None
10/13	at Baltimore:	D.Jones (fumble recovery)
10/20	Cleveland:	D.House (interception)
10/27	at Minnesota:	None
11/4	Chicago:	None
11/10	Philadelphia:	T.Williams (fumble recovery)
11/17	at N.Y. Giants:	T.Williams (interception)
11/24	Minnesota:	
11/28	at Detroit:	
12/8	Atlanta:	
12/15	at Dallas:	
12/22	Pittsburgh:	
12/29	at Chicago:	

SEASON TOTALS: T.Williams 2 (fumble recovery, interception), A.Hawk 1 (fumble recovery), D.House 1 (interception), M.Jennings 1 (fumble recovery), B.Jones 1 (fumble recovery), D.Jones 1 (fumble recovery), M.Neal 1 (interception), S.Shields 1 (interception)

Note: Only fumbles lost are credited. Fumbles in which the team maintained possession are not included.

GIVEAWAY SUMMARY (15)

9/8	at San Francisco:	E.Lacy (fumble), A.Rodgers (interception)
9/15	Washington:	J.Jones (fumble)
9/22	at Cincinnati:	A.Rodgers 2 (two interceptions), J.Franklin (fumble), J.Ross (muffed kickoff)
10/6	Detroit:	None
10/13	at Baltimore:	J.Kuhn (muffed punt), A.Rodgers (interception)
10/20	Cleveland:	None
10/27	at Minnesota:	None
11/4	Chicago:	S.Wallace (interception)
11/10	Philadelphia:	S.Tolzien 2 (two interceptions)
11/17	at N.Y. Giants:	S.Tolzien 3 (three interceptions)
11/24	Minnesota:	
11/28	at Detroit:	
12/8	Atlanta:	
12/15	at Dallas:	
12/22	Pittsburgh:	
12/29	at Chicago:	

SEASON TOTALS: S.Tolzien 5 (five interceptions), A.Rodgers 4 (four interceptions), J.Franklin 1 (fumble), J.Jones 1 (fumble), J.Kuhn 1 (muffed punt), E.Lacy 1 (fumble), J.Ross 1 (muffed kickoff), S.Wallace 1 (interception)

TAKEAWAY POINTS

Packers (23)

Date	Opp.	Turnover	Result	Points
9/22	at Cin	Interception	FG	3
9/22	at Cin	Fumble	TD	7
9/22	at Cin	Fumble	FG	3
10/13	at Bal	Fumble	FG	3
10/20	vs. Cle	Interception	TD	7

Opponent (40)

Date	Opp.	Turnover	Result	Points
9/8	at SF	Fumble	TD	7
9/22	at Cin	Muffed Kickoff	TD	7
9/22	at Cin	Interception	TD	6
9/22	at Cin	Fumble	TD	7
11/10	vs. Phi	Interception	FG	3
11/17	at NYG	Interception	FG	3
11/17	at NYG	Interception	TD	7

REGULAR-SEASON PLAYER PARTICIPATION

Table with columns for NFL WEEK, Player, and weeks 1 through 17, plus Season Totals for GP, GS, DNP, and INA. Rows list 100+ players with their participation status for each week.

STARTERS IN BOLD AT POSITION; DNP — Did not play; INA — Inactive; IR — Injured reserve; IR-DFR — Injured Reserve/Designated for return; PUP — Reserve/Physically unable to perform; PS — Practice squad; SUB — Substitute; 2TE — Started as second tight end; 3WR — Started as third wide receiver; 3CB — Started as third cornerback

SEASON-HIGHS/W-L BREAKDOWN

INDIVIDUAL

Longest Scoring Run — 32, twice, most recently J.Starks, Nov. 4 vs. Chicago
 Longest Non-Scoring Run — 67, R.Cobb, Oct. 6 vs. Detroit

Longest Scoring Pass — 83, A.Rodgers to J.Jones, Oct. 6 vs. Detroit
 Longest Non-Scoring Pass — 57, A. Rodgers to J.Jones, Sept. 15 vs. Washington

Longest Kickoff Return — 31, M.Hyde, Nov. 4 vs. Chicago
 Longest Punt Return — 93t, M.Hyde, Oct. 27 at Minnesota
 Longest Interception Return — 11, D.House, Oct. 20 vs. Cleveland
 Longest Fumble Return — 24t, M.Jennings, Sept. 22 at Cincinnati

Longest Punt — 61, T.Masthay, Oct. 13 at Baltimore

Longest Field Goal — 57, M.Crosby, Nov. 17 at N.Y. Giants
 Most Field Goals Attempted — 5, twice, most recently M.Crosby Oct. 13 at Baltimore
 Most Field Goals Made — 5, M.Crosby, Oct. 6 vs. Detroit

Most Touchdowns — 2, twice, most recently J.Nelson, Oct. 27 at Minnesota

Most Rushing Attempts — 29, E.Lacy, Oct. 27 at Minnesota
 Most Rushing Yards — 150, E.Lacy, Nov. 4 vs. Chicago

Most Passing Attempts — 43, A.Rodgers, Sept. 22 at Cincinnati
 Most Completions — 34, A.Rodgers, Sept. 15 vs. Washington
 Most Passing Yards — 480, A.Rodgers, Sept. 15 vs. Washington
 Most Touchdown Passes — 4, A.Rodgers, Sept. 15 vs. Washington

Most Receptions — 11, J.Jones, Sept. 15 vs. Washington
 Most Receiving Yards — 178, J.Jones, Sept. 15 vs. Washington

Most Total Yards from Scrimmage — 178, J.Jones, Sept. 15 vs. Washington

Most Defensive Interceptions — 1, four times, most recently T.Williams, Nov. 17 at N.Y. Giants
 Most Tackles — 14, three times, most recently A.Hawk and J.Lattimore, Oct. 20 vs. Cleveland
 Most Solo Tackles — 11, twice, most recently B.Jones, Nov. 17 at N.Y. Giants
 Most Sacks — 3, A.Hawk, Oct. 13 at Baltimore
 Most Passes Defensed — 4, S.Shields, Sept. 15 vs. Washington

TEAM

Offensive Most...

First Downs — 28, Sept. 15 vs. Washington
 Rushing Attempts — 42, Oct. 27 at Minnesota
 Rushing Yards — 199, Nov. 4 vs. Chicago
 Pass Attempts — 44, Nov. 10 vs. Philadelphia
 Completions — 34, Sept. 15 vs. Washington
 TDs Thrown — 4, Sept. 15 vs. Washington
 Ints. Thrown — 3, Nov. 17 at N.Y. Giants
 Net Passing Yards — 441, Sept. 15 vs. Washington
 Offensive Plays — 77, Sept. 22 at Cincinnati
 Total Offense — 580, Sept. 15 vs. Washington
 Time of Possession — 40:54, Oct. 27 at Minnesota
 Turnovers — 4, Sept. 22 at Cincinnati
 Fumbles — 2, four times, most recently Nov. 4 vs. Chicago
 Fumbles Lost — 2, Sept. 22 at Cincinnati

Longest Scoring Drives

Plays — 17, Oct. 27 at Minnesota
 Yards — 92, Sept. 22 at Cincinnati
 Time — 8:24, Oct. 27 at Minnesota

Shortest Scoring Drives

Plays — 1, twice, most recently Nov. 4 vs. Chicago
 Yards — 0, Oct. 13 at Baltimore
 Time — 0:02, Oct. 13 at Baltimore

Defensive Fewest...

First Downs Allowed — 15, twice, most recently Oct. 27 at Minnesota
 Rushing Att. Allowed — 17, Sept. 15 vs. Washington
 Rushing Yards Allowed — 47, Oct. 13 at Baltimore
 Pass Att. Allowed — 18, Nov. 10 vs. Philadelphia
 Pass Comp. Allowed — 12, Nov. 10 vs. Philadelphia
 Net Passing Yards Allowed — 132, Oct. 27 at Minnesota
 Total Plays Allowed — 43, Oct. 27 at Minnesota
 Total Yards Allowed — 216, Oct. 20 vs. Cleveland

Defensive Most...

Takeaways — 4, Sept. 22 at Cincinnati
 Interceptions — 1, four times, most recently Nov. 17 at N.Y. Giants
 Fumbles Forced — 3, Sept. 22 at Cincinnati
 Fumbles Recovered — 3, Sept. 22 at Cincinnati
 Passes Defensed — 11, Oct. 6 vs. Detroit
 Sacks — 5, twice, most recently Oct. 13 at Baltimore

	2013 regular season...			2012 regular season...			2011 regular season...			1992-present...		
	Home	Road	Overall	Home	Road	Overall	Home	Road	Overall	Home	Road	Overall
Overall	3-2	2-3	5-5	7-1	4-4	11-5	8-0	7-1	15-1	132-41	89-86	219-127
On Grass	3-2	0-1	3-3	7-1	2-0	9-1	8-0	3-1	11-1	132-41	48-33	180-74
On Artificial Surfaces	0-0	2-2	2-2	0-0	2-4	2-4	0-0	4-0	4-0	0-0	39-53	39-53
In Open-Air Stadiums	3-2	1-3	4-5	7-1	1-2	8-3	8-0	3-1	10-1	132-41	53-54	186-95
In Indoor Stadiums	0-0	1-0	1-0	0-0	3-2	3-2	0-0	3-0	3-0	0-0	33-31	33-31
vs. Division Opponents	1-1	1-0	2-1	3-0	2-1	5-1	3-0	3-0	6-0	60-14	40-34	100-48
vs. NFC	2-2	1-2	3-4	5-1	3-3	8-4	6-0	6-0	12-0	102-28	66-63	167-91
vs. AFC	1-0	1-1	2-1	2-0	1-1	3-1	2-0	1-1	3-1	30-13	21-23	51-36
When scoring first	3-1	1-0	4-1	5-0	1-1	6-1	6-0	2-0	8-0	91-16	53-33	144-49
When Opponent scored first	0-1	1-3	1-4	2-1	3-3	5-4	2-0	5-1	7-1	40-25	34-53	74-78
In overtime	0-0	0-0	0-0	0-0	0-0	0-0	0-0	0-0	0-0	5-3	1-5	6-8
When leading after first quarter	3-1	1-0	4-1	4-0	2-1	6-1	8-0	2-0	10-0	77-12	47-21	124-33
When leading at halftime	3-0	2-1	5-1	5-0	3-1	8-1	8-0	4-0	12-0	103-8	69-26	172-34
When leading after third quarter	3-0	2-1	5-1	5-0	3-1	8-1	8-0	7-0	15-0	109-5	80-22	189-27
When trailing after first quarter	0-1	0-2	0-3	1-1	1-2	2-3	0-0	3-1	3-1	25-22	15-41	40-63
When trailing at halftime	0-2	0-1	0-3	2-1	1-3	3-4	0-0	3-1	3-1	20-28	15-53	35-81
When trailing after third quarter	0-2	0-1	0-3	1-1	1-3	2-4	0-0	0-1	0-1	14-33	4-63	18-96
When tied at halftime	0-0	0-1	0-1	0-0	0-0	0-0	0-0	0-0	0-0	9-5	3-7	12-12
On Thursday	0-0	0-0	0-0	1-0	0-0	1-0	1-0	1-0	2-0	3-0	4-5	7-5
On Friday	0-0	0-0	0-0	0-0	0-0	0-0	0-0	0-0	0-0	0-0	1-0	1-0
On Saturday	0-0	0-0	0-0	0-0	0-0	0-0	0-0	0-0	0-0	1-0	2-0	3-0
On Sunday/Early Games	2-1	1-1	3-2	4-0	3-1	7-1	3-0	1-1	4-1	87-24	40-43	127-67
On Sunday/Late Afternoon Games	1-0	0-2	1-2	1-1	0-1	1-2	2-0	4-0	6-0	21-10	18-20	39-29
On Sunday/Night Games	0-0	1-0	1-0	1-1	1-1	2-1	1-0	1-0	2-0	11-2	10-3	21-5
On Monday	0-1	0-0	0-1	0-0	0-1	0-1	1-0	0-0	0-0	10-6	11-15	21-21
When Packers had 100-yard rusher	1-1	1-1	2-2	0-0	0-0	0-0	0-0	0-0	0-0	34-9	26-9	60-18
When Packers had 100-yard receiver	3-1	2-2	5-3	2-0	3-1	5-1	5-0	4-0	9-0	61-15	37-31	98-46
When Packers had 300-yard passer	1-0	1-2	2-2	2-1	2-1	4-2	4-0	5-0	9-0	30-12	28-18	58-30
When Opponent had 100-yard rusher	1-2	0-0	1-2	1-1	0-1	1-2	3-0	1-0	4-0	123-19	16-24	39-43
When Opponent had 100-yard receiver	1-2	0-2	1-4	3-0	1-1	4-1	4-0	4-0	8-0	40-15	24-31	64-46
When Opponent had 300-yard passer	1-0	1-1	2-1	3-0	0-1	3-1	4-0	4-0	8-0	20-7	14-16	34-23

TRANSACTIONS BY DATE

3/16	Re-signed LB Robert Francois	7/25	Signed DE Datone Jones and S Ryan McMahon	9/2	Signed QB Seneca Wallace; Signed T Aaron Adams, G Bryan Collins, RB Michael Hill, WR Charles Johnson, CB James Nixon, TE Jake Stoneburner, QB Scott Tolzien and WR Myles White to practice squad; Waived QB B.J. Coleman	11/6	Finley (neck) on injured reserve Signed QB Scott Tolzien to active roster; Signed WR Alex Gillett to practice squad
3/21	Re-signed LB Brad Jones	7/29	Signed S Chris Banjo and WR Omarius Hines; Waived S Ryan McMahon	9/23	Waived WR Jeremy Ross	11/12	Signed QB Matt Flynn; Placed QB Seneca Wallace (groin) on injured reserve
3/26	Signed K Giorgio Tavecchio	8/6	Signed WR Justin Wilson and QB Vince Young	9/30	Signed RB Michael Hill to active roster; Signed WR Reggie Dunn to practice squad	11/13	Signed RB Orwin Smith to practice squad; RB Michael Hill signed by Tampa Bay Buccaneers from practice squad
4/2	Signed CB Loyce Means	8/7	Place WR Sederrick Cunningham (wrist) on injured reserve	10/7	Signed CB James Nixon to active roster; Placed LB Robert Francois (Achilles) on injured reserve		
4/9	Signed TE Matthew Mulligan	8/26	Signed K Zach Ramirez; Waived WR Alex Gillett, QB Graham Harrell, WR Omarius Hines, RB Angelo Pease, DT Gilbert Peña, K Giorgio Tavecchio and WR Justin Wilson	10/10	Signed C Garth Gerhart to practice squad; Released WR Reggie Dunn from practice squad		
4/12	Re-signed C/G Evan Dietrich-Smith	8/27	Waived K Zach Ramirez; Placed S Sean Richardson (neck), T Derek Sherrod (leg), T JC Tretter (ankle) and DE Jerel Worthy (knee) on reserve/physically unable to perform; Placed T Bryan Bulaga (knee), WR Kevin Dorsey (toe), RB DuJuan Harris (knee) and LB Jarvis Reed (ankle) on injured reserve	10/12	WR Charles Johnson signed by Cleveland Browns from practice squad		
4/15	Signed WR Sederrick Cunningham	8/31	Waived FB Jonathan Aмосa, G Andrew Datko, S David Fulton, C Garth Gerhart, RB Alex Green, T Kevin Hughes, WR Charles Johnson, G Patrick Lewis, LB Terrell Manning, CB Loyce Means, DT Jordan Miller, LB Dezman Moses, CB James Nixon, S Chaz Powell, LB Donte Savage, CB Brandon Smith, TE Jake Stoneburner, WR Tyrone Walker, WR Myles White and TE D.J. Williams; Released TE Matthew Mulligan and QB Vince Young	10/14	Signed WR Reggie Dunn to practice squad		
4/17	Signed LB Clay Matthews to contract extension			10/15	Signed TE Jake Stoneburner and WR Myles White to active roster; Signed LB Victor Aiyewa to practice squad; Placed WR Randall Cobb on injured reserve (knee) - designated for return; Placed G/C Greg Van Roten on injured reserve (foot)		
4/24	Waived RB Brandon Saine and LB D.J. Smith			10/16	Signed WR Tyrone Walker to practice squad		
4/26	Signed QB Aaron Rodgers to contract extension			10/18	Claimed WR Chris Harper off waivers from San Francisco 49ers; Waived RB Michael Hill		
4/29	Waived G Joe Gibbs			10/22	Signed RB Michael Hill to practice squad; Released WR Reggie Dunn from practice squad		
5/10	Signed T David Bakhtiari, LB Sam Barrington, DE Josh Boyd, QB Matt Brown, WR Kevin Dorsey, CB Micah Hyde, RB Johnathan Franklin, WR Charles Johnson, C Patrick Lewis, LB Andy Mulumba, LB Nate Palmer, RB Angelo Pease, DT Gilbert Peña, FB Ryan Roberson, TE Jake Stoneburner, G Lane Taylor, T JC Tretter and WR Myles White			11/5	Activated T Derek Sherrod from reserve/physically unable to perform; Placed LB Sam Barrington (hamstring) and TE Jermichael		
5/13	Signed FB Jonathan Aмосa, LB Jarvis Reed (Wilson), LB Donte Savage, CB Brandon Smith and WR Tyrone Walker; Waived LB Micah Johnson and FB Ryan Roberson						
5/22	Signed WR Alex Gillett						
5/28	Signed S David Fulton						
5/30	Signed RB Eddie Lacy						
6/3	Re-signed CB Sam Shields						
6/11	Signed WR Terrell Sinkfield						
6/17	Released LB Desmond Bishop						
7/19	Waived WR Terrell Sinkfield						
7/23	Waived QB Matt Brown						

TRANSACTIONS BY PLAYER

Adams, Aaron - T 9/2/13 Signed to practice squad	Gillett, Alex - WR 5/22/13 Signed 8/26/13 Waived 11/6/13 Signed to practice squad	Nixon, James - CB 8/31/13 Waived 9/2/13 Signed to practice squad 10/7/13 Signed to active roster	Tolzien, Scott - QB 9/2/13 Signed to practice squad 11/6/13 Signed to active roster
Aiyewa, Victor - LB 10/15/13 Signed to practice squad	Green, Alex - RB 8/31/13 Waived	Palmer, Nate - LB 5/10/13 Signed	Tretter, JC - T 5/10/13 Signed 8/27/13 Placed on reserve/physically unable to perform (ankle)
Aмосa, Jonathan - FB 5/13/13 Signed 8/31/13 Waived	Harper, Chris - WR 10/18/13 Claimed off waivers from San Francisco 49ers	Pease, Angelo - RB 5/10/13 Signed 8/26/13 Waived	Van Roten, Greg - G/C 10/15/13 Placed on injured reserve (foot)
Bakhtiari, David - T 5/10/13 Signed	Harrell, Graham - QB 8/26/13 Waived	Peña, Gilbert - DT 5/10/13 Signed 8/26/13 Waived	Walker, Tyrone - WR 5/13/13 Signed 8/31/13 Waived 10/16/13 Signed to practice squad
Banjo, Chris - S 7/29/13 Signed	Harris, DuJuan - RB 8/27/13 Placed on injured reserve (knee)	Powell, Chaz - S 8/31/13 Waived	Wallace, Seneca - QB 9/2/13 Signed 11/12/13 Placed on injured reserve (groin)
Barrington, Sam - LB 5/10/13 Signed 11/5/13 Placed on injured reserve (hamstring)	Hill, Michael - RB 9/2/13 Signed to practice squad 9/30/13 Signed to active roster 10/18/13 Waived 10/22/13 Signed to practice squad 11/13/13 Signed by Tampa Bay Buccaneers	Ramirez, Zach - K 8/26/13 Signed 8/27/13 Waived	White, Myles - WR 5/10/13 Signed 8/31/13 Waived 9/2/13 Signed to practice squad 10/15/13 Signed to active roster
Bishop, Desmond - LB 6/17/13 Released	Hines, Omarius - WR 7/29/13 Signed 8/26/13 Waived	Reed (Wilson), Jarvis - LB 5/13/13 Signed 8/27/13 Placed on injured reserve (knee)	Williams, D.J. - TE 8/31/13 Waived
Boyd, Josh - DE 5/10/13 Signed	Hughes, Kevin - T 8/31/13 Waived	Richardson, Sean - S 8/27/13 Placed on reserve/physically unable to perform (neck)	Wilson, Justin - WR 8/6/13 Signed 8/26/13 Waived
Brown, Matt - QB 5/10/13 Signed 7/23/13 Waived	Hyde, Micah - CB 5/10/13 Signed	Roberson, Ryan - FB 5/10/13 Signed 5/13/13 Waived	Worthy, Jerel - DE 8/27/13 Placed on reserve/physically unable to perform (knee)
Bulaga, Bryan - T 8/27/13 Placed on injured reserve (knee)	Johnson, Charles - WR 5/10/13 Signed 8/31/13 Waived 9/2/13 Signed to practice squad 10/12/13 Signed by Cleveland Browns	Ross, Jeremy - WR 9/23/13 Waived	Young, Vince - QB 8/6/13 Signed 8/31/13 Released
Cobb, Randall - WR 10/15/13 Placed on injured reserve (knee) - designated for return	Johnson, Micah - LB 5/13/13 Waived	Saine, Brandon - RB 4/24/13 Waived	
Coleman, B.J. - QB 9/2/13 Waived	Jones, Brad - LB 3/21/13 Re-signed	Savage, Donte - LB 5/13/13 Signed 8/31/13 Waived	
Collins, Bryan - G 9/2/13 Signed to practice squad	Jones, Datone - DE 7/25/13 Signed	Sherrod, Derek - T 8/27/13 Placed on reserve/physically unable to perform (leg) 11/5/13 Activated from reserve/physically unable to perform	
Cunningham, Sederrick - WR 4/15/13 Signed 8/7/13 Placed on injured reserve (wrist)	Lacy, Eddie - RB 5/30/13 Signed	Shields, Sam - CB 6/3/13 Re-signed	
Datko, Andrew - G 8/31/13 Waived	Lewis, Patrick - C 5/10/13 Signed 8/31/13 Waived	Sinkfield, Terrell - WR 6/11/13 Signed 7/19/13 Waived	
Dietrich-Smith, Evan - C 4/12/13 Re-signed	Manning, Terrell - LB 8/31/13 Waived	Smith, Brandon - CB 5/13/13 Signed 8/31/13 Waived	
Dorsey, Kevin - WR 5/10/13 Signed 8/27/13 Placed on injured reserve (toe)	McMahon, Ryan - S 7/25/13 Signed 7/29/13 Waived	Smith, D.J. - LB 4/24/13 Waived	
Dunn, Reggie - WR 9/30/13 Signed to practice squad 10/10/13 Released from practice squad 10/14/13 Signed to practice squad 10/22/13 Released from practice squad	Means, Loyce - CB 4/2/13 Signed 8/31/13 Waived	Smith, Orwin - RB 11/13/13 Signed to practice squad	
Finley, Jermichael - TE 11/5/13 Placed on injured reserve (neck)	Miller, Jordan - DT 8/31/13 Waived	Stoneburner, Jake - TE 5/10/13 Signed 8/31/13 Waived 9/2/13 Signed to practice squad 10/15/13 Signed to active roster	
Flynn, Matt - QB 11/12/13 Signed	Moses, Dezman - LB 8/31/13 Waived	Tavecchio, Giorgio - K 3/26/13 Signed 8/26/13 Waived	
Francois, Robert - LB 3/16/13 Re-signed 10/7/13 Placed on injured reserve (Achilles)	Mulligan, Matthew - TE 4/9/13 Signed 8/31/13 Released	Taylor, Lane - G 5/10/13 Signed	
Franklin, Johnathan - RB 5/10/13 Signed	Mulumba, Andy - LB 5/10/13 Signed		
Fulton, David - S 5/28/13 Signed 8/31/13 Waived			
Gerhart, Garth - C 8/31/13 Waived 10/10/13 Signed to practice squad			
Gibbs, Joe - G 4/29/13 Waived			

THE LAST TIME

Regular-Season Games Only

RUSHING

200 Yards Rushing, Individual

BY PACKERS — Ahman Green, Dec. 28, 2003, vs. Denver (218 yards)
BY OPPONENT — Adrian Peterson, Dec. 2, 2012, vs. Minnesota (210 yards)

100 Yards Rushing, Individual

BY PACKERS — Eddie Lacy, Nov. 4, 2013, vs. Chicago (150 yards)
BY OPPONENT — LeSean McCoy, Nov. 10, 2013, vs. Philadelphia (155 yards)

100 Yards Rushing, Individual, One Half

BY PACKERS — Johnathan Franklin, Sept. 22, 2013, at Cincinnati (103 yards in second half)
BY OPPONENT — LeSean McCoy, Nov. 10, 2013, vs. Philadelphia (114 yards in second half)

100 Yards Rushing and Receiving, Individual

BY PACKERS — Never
BY OPPONENT — Darrin Nelson, Nov. 13, 1983, at Minnesota (119 yards rushing, 137 receiving)

Two 100-Yard Rushers

BY PACKERS — Ryan Grant (106 yards) and DeShawn Wynn (106), Dec. 28, 2008, vs. Detroit
BY OPPONENT — Tony Dorsett (149 yards) and Robert Newhouse (101), Nov. 12, 1978, vs. Dallas at Milw.

Two 100-Yard Rushers and Two 100-Yard Receivers

BY PACKERS — Ryan Grant (106 yards) and DeShawn Wynn (106), Dec. 28, 2008, vs. Detroit, Donald Driver (111 yards) and Greg Jennings (101 yards), Dec. 28, 2008, vs. Detroit*
BY OPPONENT — Never
*First time in NFL history

Four Touchdowns Rushing, Individual

BY PACKERS — Dorsey Levens, Jan. 2, 2000, vs. Arizona (8, 1, 5, 1 yards)
BY OPPONENT — DeAngelo Williams, Nov. 30, 2008, vs. Carolina (1, 1, 1, 1 yards)

Three Touchdowns Rushing, Individual

BY PACKERS — Ahman Green, Oct. 20, 2002, vs. Washington (24, 2, 8 yards)
BY OPPONENT — DeAngelo Williams, Nov. 30, 2008, vs. Carolina (1, 1, 1, 1 yards)

Two Touchdowns Rushing, Individual

BY PACKERS — Ryan Grant, Dec. 23, 2012, vs. Tennessee (7, 9 yards)
BY OPPONENT — Arian Foster, Oct. 14, 2012, at Houston (1, 1 yards)

PASSING

400 Yards Passing, Individual

BY PACKERS — Aaron Rodgers, Sept. 15, 2013, vs. Washington (480 yards)
BY OPPONENT — Colin Kaepernick, Sept. 8, 2013, at San Francisco (412 yards)

300 Yards Passing, Individual

BY PACKERS — Scott Tolzien, Nov. 17, 2013, at N.Y. Giants (339 yards)
BY OPPONENT — Joe Flacco, Oct. 13, 2013, at Baltimore (342 yards)

Six Touchdown Passes, Individual

BY PACKERS — Aaron Rodgers, Oct. 14, 2012, at Houston (41, 6, 21, 1, 48, 18 yards)
BY OPPONENT — Tommy Kramer, Sept. 28, 1986, at Minnesota (23, 13, 36, 2, 17, 7 yards)

Five Touchdown Passes, Individual

BY PACKERS — Aaron Rodgers, Oct. 14, 2012, at Houston (41, 6, 21, 1, 48, 18 yards)
BY OPPONENT — Matthew Stafford, Jan. 1, 2012, vs. Detroit (8, 13, 2, 5, 12 yards)

Four Touchdown Passes, Individual

BY PACKERS — Aaron Rodgers, Sept. 15, 2013, vs. Washington (35, 14, 3, 15 yards)
BY OPPONENT — Matthew Stafford, Jan. 1, 2012, vs. Detroit (8, 13, 2, 5, 12 yards)

Three Touchdown Passes, Individual

BY PACKERS — Aaron Rodgers, Oct. 20, 2013, vs. Cleveland (10, 1, 20)
BY OPPONENT — Nick Foles, Nov. 10, 2013, vs. Philadelphia (55, 45, 32 yards)

Six Interceptions Thrown, Individual

BY PACKERS — Tom O'Malley, Sept. 17, 1950, vs. Detroit
BY OPPONENT — Don Horn, Sept. 26, 1971, vs. Denver at Milw.

Five Interceptions Thrown, Individual

BY PACKERS — Brett Favre, Oct. 30, 2005, at Cincinnati
BY OPPONENT — Rich Gannon, Oct. 28, 1990, vs. Minnesota at Milw.

Four Interceptions Thrown, Individual

BY PACKERS — Brett Favre, Dec. 25, 2005, vs. Chicago
BY OPPONENT — Jay Cutler, Sept. 13, 2012, vs. Chicago

RECEIVING

10 or More Receptions, Individual

BY PACKERS — James Jones, Sept. 15, 2013, vs. Washington (11 receptions)
BY OPPONENT — Anquan Boldin, Sept. 8, 2013, at San Francisco (13 receptions)

200 Yards Receiving, Individual

BY PACKERS — Javon Walker, Sept. 26, 2004, at Indianapolis (200 yards)
BY OPPONENT — Anquan Boldin, Sept. 8, 2013, at San Francisco (208 yards)

100 Yards Receiving, Individual

BY PACKERS — Jordy Nelson, Nov. 17, 2013, at N.Y. Giants (117 yards)
BY OPPONENT — Victor Cruz, Nov. 17, 2013, at N.Y. Giants (110 yards)

100 Yards Receiving, One Half, Individual

BY PACKERS — James Jones, Oct. 6, 2013, vs. Detroit (122 yards in second half)
BY OPPONENT — Anquan Boldin, Sept. 8, 2013, at San Francisco (135 yards in second half)

Two 100-Yard Receivers

BY PACKERS — James Jones (178 yards) and Randall Cobb (128 yards), Sept. 15, 2013, vs. Washington
BY OPPONENT — Calvin Johnson (244 yards) and Brandon Pettigrew (116), Jan. 1, 2012, vs. Detroit

Four Touchdown Receptions, Individual

BY PACKERS — Sterling Sharpe, Nov. 24, 1994, at Dallas (1, 36, 30, 5 yards)
BY OPPONENT — Never

Three Touchdown Receptions, Individual

BY PACKERS — James Jones, Dec. 16, 2012, at Chicago (29, 8, 6 yards)
BY OPPONENT — Vincent Jackson, Nov. 6, 2011, at San Diego (23, 5, 29 yards)

Two Touchdown Receptions, Individual

BY PACKERS — Jordy Nelson, Oct. 27, 2013, at Minnesota (11, 76 yards)
BY OPPONENT — Riley Cooper, Nov. 10, 2013, vs. Philadelphia (45, 32 yards)

INTERCEPTIONS

Four Interceptions, Individual

BY PACKERS — Willie Buchanon, Sept. 24, 1978, at San Diego
BY OPPONENT — Never

Three Interceptions, Individual

BY PACKERS — Tom Flynn, Oct. 28, 1984, vs. Detroit
BY OPPONENT — Vencie Glenn, Dec. 27, 1992, at Minnesota

Two Interceptions, Individual

BY PACKERS — Morgan Burnett, Dec. 2, 2012, vs. Minnesota
BY OPPONENT — Jason David, Nov. 24, 2008, at New Orleans

Interception Returned for Touchdown

BY PACKERS — M.D. Jennings, Nov. 18, 2012, at Detroit (72 yards)
BY OPPONENT — Jason Pierre-Paul, Nov. 17, 2013, at N.Y. Giants (24 yards)

TOUCHDOWNS

Five Touchdowns, Individual

BY PACKERS — Paul Hornung, Dec. 12, 1965, at Baltimore (2-, 9-, 3-yard runs; 50-, 65-yard receptions)
BY OPPONENT — Never

Four Touchdowns, Individual

BY PACKERS — Dorsey Levens, Jan. 2, 2000, vs. Arizona (8-, 1-, 5-, 1-yard runs)
BY OPPONENT — DeAngelo Williams, Nov. 30, 2008, vs. Carolina (1-, 1-, 1-, 1-yard runs)

Three Touchdowns, Individual

BY PACKERS — James Jones, Dec. 16, 2012, at Chicago (29-, 8-, 6-yard receptions)
BY OPPONENT — Vincent Jackson, Nov. 6, 2011, at San Diego (23-, 5-, 29-yard receptions)

THE LAST TIME

FIELD GOALS/PATs

Five Field Goals Made, Individual

BY PACKERS — Mason Crosby, Oct. 6, 2013, vs. Detroit (26, 52, 31, 42, 45 yards)

BY OPPONENT — Jason Hanson, Nov. 27, 2003, at Detroit (42, 28, 49, 46, 32 yards)

Four Field Goals Made, Individual

BY PACKERS — Mason Crosby, Oct. 13, 2013, at Baltimore (45, 31, 50, 31 yards)

BY OPPONENT — Ryan Succop, Dec. 18, 2011, at Kansas City (19, 32, 46, 20 yards)

60-Yard Field Goal

BY PACKERS — Never

BY OPPONENT — David Akers, Sept. 9, 2012, vs. San Francisco (63 yards)

50-Yard Field Goal

BY PACKERS — Mason Crosby, Nov. 17, 2013, at N.Y. Giants (57 yards)

BY OPPONENT — David Akers, Oct. 6, 2013, vs. Detroit (53 yards)

Blocked Field-Goal Attempt

BY PACKERS — Johnny Jolly, Sept. 27, 2009, at St. Louis (48-yard Josh Brown attempt)

BY OPPONENT — Jay Ratliff, Nov. 7, 2010, vs. Dallas (54-yard Mason Crosby attempt)

Two-Point Conversion

BY PACKERS — Jordy Nelson, Sept. 9, 2012, vs. San Francisco (pass from Aaron Rodgers)

BY OPPONENT — Donald Brown, Oct. 7, 2012, at Indianapolis (rush)

Point After Touchdown Missed

BY PACKERS — Mason Crosby, Dec. 11, 2011, vs. Oakland (blocked, fifth attempt)

BY OPPONENT — Mike Nugent, Sept. 22, 2013, at Cincinnati (blocked, fourth attempt)

Blocked Point After Touchdown

BY PACKERS — Datone Jones, Sept. 22, 2013, at Cincinnati (Mike Nugent, fourth attempt)

BY OPPONENT — Desmond Bryant, Dec. 11, 2011, vs. Oakland (Mason Crosby, fifth attempt)

PUNTING

70-Yard Punt

BY PACKERS — Tim Masthay, Dec. 18, 2011, at Kansas City (71 yards)

BY OPPONENT — Jon Ryan, Sept. 24, 2012, at Seattle (73 yards)

60-Yard Punt

BY PACKERS — Tim Masthay, Oct. 13, 2013, at Baltimore (61 yards)

BY OPPONENT — Steve Weatherford, Nov. 17, 2013, at N.Y. Giants (61 yards)

Blocked Punt

BY PACKERS — Jamari Lattimore, Nov. 4, 2013, vs. Chicago (Adam Podlesh, punter)

BY OPPONENT — Bryan Braman, Oct. 14, 2012, at Houston (Tim Masthay, punter)

10 Punts, Individual

BY PACKERS — Jon Ryan, Nov. 19, 2006, vs. New England (10 punts; 459 yards)

BY OPPONENT — Chris Kluwe, Dec. 21, 2006, vs. Minnesota (10 punts; 434 yards)

No Punts

BY PACKERS — Oct. 27, 2013, at Minnesota

BY OPPONENT — Nov. 22, 1981, at Tampa Bay

OTHER SPECIAL TEAMS

Kickoff Returned for Touchdown

BY PACKERS — Randall Cobb, Sept. 8, 2011, vs. New Orleans (108 yards)

BY OPPONENT — Cordarrelle Patterson, Oct. 27, 2013, at Minnesota (109 yards)

Punt Returned for Touchdown

BY PACKERS — Micah Hyde, Oct. 27, 2013, at Minnesota (93 yards)

BY OPPONENT — Darren Sproles, Sept. 8, 2011, vs. New Orleans (72 yards)

Blocked (Opponent) Field Goal Returned for Touchdown

BY PACKERS — Willie Buchanon, Dec. 17, 1972, at New Orleans (57 yards)

BY OPPONENT — Shawn Springs, Nov. 1, 1999, vs. Seattle (61 yards)

Blocked Punt Returned for Touchdown

BY PACKERS — Dezman Moses, Oct. 28, 2012, vs. Jacksonville (0 yards; Bryan Anger, punter)

BY OPPONENT — DeVier Posey, Oct. 14, 2012, at Houston (0 yards; Tim Masthay, punter)

Recovered Own Onside Kick Attempt

BY PACKERS — Jamari Lattimore, Nov. 4, 2013, vs. Chicago (Mason Crosby, kicker)

BY OPPONENT — Darrell Stuckey, Nov. 6, 2011, at San Diego (Nick Novak, kicker)

OTHER DEFENSE

Shutout Posted

BY PACKERS — Oct. 31, 2010, at N.Y. Jets (9-0)

BY OPPONENT — Nov. 19, 2006, vs. New England (35-0)

Fumble Returned for Touchdown

BY PACKERS — M.D. Jennings, Sept. 22, 2013, at Cincinnati (24 yards)

BY OPPONENT — Terence Newman, Sept. 22, 2013, at Cincinnati (58 yards)

Safety Scored

BY PACKERS — Team, Jan. 3, 2010, at Arizona (Reggie Wells penalized for holding in the end zone)

BY OPPONENT — Rolando McClain, Dec. 11, 2011, vs. Oakland (Matt Flynn tackled)

Five Sacks, Individual

BY PACKERS — Vonnie Holliday, Dec. 22, 2002, vs. Buffalo

BY OPPONENT — Antwan Odom, Sept. 20, 2009, vs. Cincinnati

Four Sacks, Individual

BY PACKERS — Kaber Gbaja-Biamila, Jan. 2, 2005, at Chicago

BY OPPONENT — Chris Clemons, Sept. 24, 2012, at Seattle

Three Sacks, Individual

BY PACKERS — A.J. Hawk, Oct. 13, 2013, at Baltimore

BY OPPONENT — Shea McClellin, Nov. 4, 2013, vs. Chicago

MISCELLANEOUS

No Penalties

BY PACKERS — Nov. 4, 2013, vs. Chicago

BY OPPONENT — Dec. 14, 1997, at Carolina

Game Without Touchdown

BY PACKERS — Dec. 12, 2010, at Detroit

BY OPPONENT — Oct. 16, 2011, vs. St. Louis

50 Points, Game

BY PACKERS — 55, Dec. 23, 2012, vs. Tennessee

BY OPPONENT — 51, Nov. 24, 2008, at New Orleans

40 Points, Game

BY PACKERS — 44, Oct. 27, 2013, at Minnesota

BY OPPONENT — 41, Jan. 1, 2012, vs. Detroit

500 Yards Total Offense

BY PACKERS — 580, Sept. 15, 2013, vs. Washington

BY OPPONENT — 575, Jan. 1, 2012, vs. Detroit

Tie Game

Green Bay 17, Denver 17, Sept. 20, 1987, at Milwaukee

SAN FRANCISCO — The Green Bay Packers found a way to keep Colin Kaepernick in the pocket and stop all those read-options runs that hurt them in the playoffs.

They just had no answer for his arm.

Or his newest receiver.

Kaepernick threw for a career-high 412 yards and three touchdowns to outduel Aaron Rodgers, and the San Francisco 49ers held off the Packers 34-28 on Sunday in the season opener for both teams.

Rodgers threw for 333 yards and three touchdowns with one interception. Jordy Nelson caught seven passes for 130 yards, and Randall Cobb had seven for 108 yards.

The Packers lost to the 49ers for the third time in a year -- and eight months after that 45-31 defeat in a playoff game at Candlestick Park. Anquan Boldin caught 13 passes for 208 yards and a touchdown in his 49ers debut after coming over in a trade from the Super Bowl champion Baltimore Ravens in the offseason.

Tight end Vernon Davis had six catches for 98 yards and two touchdowns. And San Francisco finished with 494 yards of total offense.

Frank Gore scored a go-ahead, 1-yard touchdown with 5:47 remaining as the 49ers made it three straight against Rodgers and Co., including a win at Green Bay to open last season.

Kaepernick led his team 80 yards on five plays to take the lead. The 49ers answered after Packers rookie Eddie Lacy put Green Bay ahead on a 2-yard run with 8:26 left.

The Packers tied the game at 21 in the third quarter when Rodgers connected with Jordy Nelson for an 8-yard touchdown pass.

Davis made a pretty, reaching 37-yard catch on San Francisco's ensuing drive. Matthews sacked Kaepernick for a 6-yard loss and the Niners settled for a 27-yard field goal by Phil Dawson, who hooked a 48-yard attempt wide left earlier.

Rodgers rallied the Packers for a 76-yard drive that Lacy capped with a 2-yard TD run before Kaepernick and the 49ers came back one last time.

OFFICIALS — Referee: Bill Leavy (127); Umpire: Ruben Fowler (71); Head Linesman: John McGrath (5); Line Judge: Mark Peirman (9); Side Judge: Keith Parham (87); Field Judge: Jimmy Buchanan (86); Back Judge: Keith Ferguson (61); Replay Official: Larry Nemmers

STARTING LINEUPS

Green Bay Packers

Offense	LDE	90	B.Raji	WR	81	A.Boldin	LDT	91	R.McDonald
	NT	79	R.Pickett	LT	74	J.Staley	RT	94	J.Smith
	RDE	97	J.Jolly	LG	77	M.Iupati	ILB	55	A.Brooks
	CE	62	E.Dietrich-Smith	C	59	J.Goodwin	ILB	53	N.Bowman
	RB	70	T.Lang	RB	75	A.Boone	ILB	52	P.Willis
	RT	67	D.Barclay	RT	76	A.Davis	OLB	99	A.Smith
	TE	88	J.Finey	TE	85	V.Davis	COB	22	C.Rogers
	WR	18	R.Cobb	WR	10	K.Williams	RB	25	T.Brown
	WR	89	J.Jones	WR	7	C.Kaepernick	RB	28	M.Asomugha
	QB	12	A.Rodgers	FB	49	B.Miller	SS	35	E.Reid
	RB	27	E.Lacy	SS	22	J.McMillan	FS	31	D.Whitner

San Francisco 49ers

Offense	WR	81	A.Boldin	LDT	91	R.McDonald
	LT	74	J.Staley	RT	94	J.Smith
	LG	77	M.Iupati	ILB	55	A.Brooks
	C	59	J.Goodwin	ILB	53	N.Bowman
	RB	75	A.Boone	ILB	52	P.Willis
	RT	76	A.Davis	OLB	99	A.Smith
	TE	85	V.Davis	COB	22	C.Rogers
	WR	10	K.Williams	RB	25	T.Brown
	WR	7	C.Kaepernick	RB	28	M.Asomugha
	QB	12	A.Rodgers	FB	49	B.Miller
	SS	22	J.McMillan	FS	31	D.Whitner

GREEN BAY SUBSTITUTIONS — K 2 M.Crosby, P 8 T.Mashay, WR 11 J.Boykin, 23 J.Franklin, CB 24 J.Bush, FB 30 J.Kiun, CB 31 D.House, S 32 C.Banio, CB 33 M.Hyde, LB 44 J.Starks, LB 49 R.Francois, LB 55 A.Mulumba, LB 57 J.Lattimore, LS 61 B.Goode, G/C 64 G.Van Roten, T 74 M.Neurhouse, DE 76 M.Daniels, TE 81 A.Quarless, TE 82 R.Taylor, DE 95 D.Jones, DE 96 M.Neal, DE 98 C.Wilson. **DID NOT PLAY** — QB 9 S.Wallace. **INACTIVES** — CB 29 C.Hayward, S 42 M.Burnett, LB 51 N.Palmer, LB 58 S.Barrington, G 65 L.Taylor, TE 86 B.Bostick, DE 83 J.Boyd.

FIELD GOALS (made 1 & missed)

VISITOR:	Green Bay Packers									
HOME:	San Francisco 49ers	1	2	3	4	48WL (27) (33)	OT	28	34	
		7	7	7	13		0	0	0	
Qtr	Time	Play Description (Extra Point) (Drive Info)	Visitor	Home						
1	2:52	V.Davis 20 yd. pass from C.Kaepernick (P.Dawson kick) (13-83, 6:59)	0	7						
1	1:05	R.Cobb 5 yd. pass from A.Rodgers (M.Crosby kick) (6-80, 1:47)	7	7						
1	8:57	A.Boldin 10 yd. pass from C.Kaepernick (P.Dawson kick) (9-14, 2:18)	14	14						
2	0:16	J.Finley 12 yd. pass from A.Rodgers (M.Crosby kick) (8-62, 1:16)	14	14						
2	9:46	V.Davis 2 yd. pass from C.Kaepernick (P.Dawson kick) (9-80, 5:14)	14	21						
3	3:49	J.Nelson 8 yd. pass from A.Rodgers (M.Crosby kick) (7-69, 2:46)	21	21						
3	14:17	P.Dawson 27 yd. Field Goal (10-71, 4:32)	21	24						
4	8:26	E.Lacy 2 yd. run (M.Crosby kick) (8-76, 2:30)	28	24						
4	5:47	F.Gore 1 yd. run (M.Crosby kick) (5-80, 2:39)	28	31						
4	0:26	P.Dawson 33 yd. Field Goal (11-50, 4:26)	28	34						

GREEN BAY DEFENSIVE STATISTICS (official)

UT	A	TFL	TT	Sck	QBH	FF	FR	Int	PD
B.Jones	10	4	0	14	0	0	0	0	0
S.Shields	10	1	0	11	0	0	0	0	0
C.Matthews	8	2	3	10	1-6	4	0	0	0
A.Hawk	5	4	1	9	0-0	0	0	0	0
M.Jennings	8	0	1	7	0-0	0	0	0	0
J.McMillan	6	1	0	7	0-0	0	0	0	0
M.Neal	2	5	0	7	0-0	1	0	0	0
R.Pickett	2	3	0	5	0-0	0	0	0	0
M.Perry	3	1	0	4	0-0	0	0	0	0
Totals	64	29	5	93	2-8	5	0	0	0

Green Bay Packers

RUSHING	E.Lacy	14	41	2.9	7	1
	A.Rodgers	2	13	6.5	7	0
	R.Cobb	2	6	3.0	3	0
	J.Kuhn	1	3	3.0	3	0
Total	19	63	3.3	7	1	

PASSING

ATT	CMP	YDS	SK	YD/TD	LG	IN	RT
A.Rodgers	37	21	333	2/11	38	1	102.6
PASS RECEIVING	NO	YDS	AVG	LG	TD		
J.Nelson	7	130	18.6	37	1		
R.Cobb	7	108	15.4	38	1		
J.Finley	5	56	11.2	13	1		
E.Lacy	1	31	31.0	31	0		
J.Starks	1	8	8.0	8	0		
Total	21	333	15.9	38	3		

INTERCEPTIONS

NO	YDS	AVG	LG	TD			
0	0	0.0	0	0			
PUNTING	NO	YDS	AVG	NET	TB	IN20	LG
6	277	46.2	44.8	0	1	51	
Total	6	277	46.2	44.8	0	1	51

PUNT RETURNS

NO	YDS	AVG	FC	LG	TD
1	16	16.0	0	16	0
J.Ross	1	9	9.0	9	0
(f'back)	1	0	0.0	0	0
Returns	2	25	12.5	2	16

KICK RETURNS

NO	YDS	AVG	FC	LG	TD
3	40	13.3	0	17	0
J.Ross	3	40	13.3	0	0
(f'back)	4	0	0.0	0	0
Returns	3	40	13.3	0	0

FUMBLE

Own	FumLost	Rec Yds	TD	FF	Rec	Yds	TDBds
1	1	0	0	0	0	0	0
Opp	FumLost	Rec Yds	TD	FF	Rec	Yds	TDBds
0	0	0	0	0	0	0	0

San Francisco 49ers

RUSHING	F.Gore	21	44	2.1	8	1
	K.Hunter	6	24	4.0	23	0
	C.Kaepernick	7	22	3.1	15	0
Total	34	90	2.6	23	1	

PASSING

ATT	CMP	YDS	SK	YD/TD	LG	IN	RT
C.Kaepernick	39	27	412	2/8	3	43	129.4
PASS RECEIVING	NO	YDS	AVG	LG	TD		
A.Boldin	13	208	16.0	43	3		
V.Davis	6	98	16.3	37	2		
K.Williams	3	36	12.0	16	0		
B.Miller	2	24	12.0	17	0		
F.Gore	2	21	10.5	13	0		
V.McDonald	1	25	25.0	25	0		
Total	27	412	15.3	43	3		

INTERCEPTIONS

NO	YDS	AVG	LG	TD
1	0	0.0	0	0
Total	1	0	0.0	0

PUNTING

NO	YDS	AVG	NET	TB	IN20	LG
5	236	47.2	38.2	1	1	56
Total	5	236	47.2	38.2	1	56

PUNT RETURNS

NO	YDS	AVG	FC	LG	TD
2	8	4.0	3	7	0
K.Williams	2	8	4.0	3	0
(out of bounds)	1	0	0.0	0	0
Returns	2	8	4.0	3	0

KICK RETURNS

NO	YDS	AVG	FC	LG	TD
1	30	30.0	0	30	0
P.Cox	1	30	30.0	0	0
A.Dixon	1	30	30.0	0	0
(f'back)	3	0	0.0	0	0
Returns	3	60	30.0	0	0

FUMBLE

Own	FumLost	Rec Yds	TD	FF	Rec	Yds	TDBds
0	0	0	0	0	0	0	0
Opp	FumLost	Rec Yds	TD	FF	Rec	Yds	TDBds
0	0	0	0	0	0	0	0

FGs - PATs had blocked

FGs - PATs had blocked	0-0
Net Punting Average	44.8
TOTAL RETURN YARDS (not inc. kickoffs)	25

No. and Yards Punt Returns

No. and Yards Punt Returns	2-8
No. and Yards Kickoff Returns	3-40
No. and Yards Interception Returns	0-0

PENALTIES Number and Yards

PENALTIES Number and Yards	5-44
FUMBLE Number and Lost	1-1
TOUCHDOWNS	4

EXTRA POINTS Made-Attempts

EXTRA POINTS Made-Attempts	4-4
Kicking Made-Attempts	4-4
FIELD GOALS Made-Attempts	0-0

RED-ZONE EFFICIENCY

GREEN BAY 38, WASHINGTON 20

GAME 2

GREEN BAY, Wis. — Aaron Rodgers led the Green Bay Packers' offense to a record-setting day. Rodgers was 34 for 42 for a career-high 480 yards and four touchdowns, wide receiver James Jones had a career-best 178 yards and James Starks ran for 132 yards and a score in a 38-20 win over the Washington Redskins.

According to the Packers, it was the first time in NFL history that any team had a 450-yard passer and 125-yard rusher in the same game and Rodgers' 480 yards passing tied a franchise record set by former teammate Matt Flynn on Jan. 1, 2012, against the Lions. Sunday was also the first time that the Packers had a 400-yard passer and 100-yard rusher in the same game.

The Packers started sluggish, allowing three sacks of Rodgers in the first 9 minutes, then responded with touchdowns on three straight drives. Rodgers began the torrid stretch by hitting Randall Cobb for a 35-yard score late in the first quarter and then connected with Jordy Nelson on a 14-yard strike early in the second period to give the Packers a 17-0 lead.

The Packers defense forced a quick punt on Washington's next possession and Rodgers once again marched the Packers' offense down the field, capping the 90-yard drive with a 3-yard strike to Jermichael Finley.

Washington's offense struggled to get on track throughout the remainder of the half, as Redskins quarterback Robert Griffin III threw an interception deep in Green Bay territory, and the Packers headed to the locker room with a 24-0 lead. By the time the team hit the tunnel, Rodgers had already racked up 335 yards passing and three touchdowns, both career highs for a single half.

Rodgers and the offense continued their assault in the second half, as Nelson hauled in his second score of the day, a 15-yard reception from Rodgers, and Starks dashed 32 yards for his first touchdown of the season.

Griffin, in the second game of his much-anticipated return from right knee surgery, looked OK but didn't resemble the quarterback who confounded defenses last year.

OFFICIALS — Referee: Tony Corrente (99); Umpire: Fred Bryan (11); Head Linesman: George Hayward (54); Line Judge: Darryl Lewis (130); Side Judge: Ronald Torbert (62); Field Judge: Gary Cavaletto (60); Back Judge: Gregory Wilson (119); Replay Official: Howard Slavin.

STARTING LINEUPS

Washington Redskins				Green Bay Packers			
Offense		Defense		Offense		Defense	
WR	88 P. Garcon	LDE	64 G. Colston	WR	87 J. Nelson	LDE	90 B. Raji
LT	71 T. Williams	NT	96 B. Collier	LT	69 D. Bakhtiari	NT	79 R. Pickett
LG	78 K. Lichtensteiger	RDE	72 S. Bowen	LG	71 J. Sitton	RDE	97 J. Jolly
C	63 W. Montgomery	LOLB	91 R. Kerrigan	C	62 E. Dietrich-Smith	LOLB	53 N. Perry
RG	66 C. Chester	MLB	59 L. Fletcher	RG	70 T. Lang	BLB	50 A. Hawk
RT	74 T. Polunambus	JLB	56 P. Riley	RT	67 D. Barclay	MLB	59 B. Jones
TE	83 F. Davis	ROLB	98 B. Orakpo	TE	81 A. Quarless	ROLB	52 C. Matthews
WR	85 L. Hankerson	LCB	23 D. Hall	WR	89 J. Jones	RCB	37 S. Shields
OB	10 R. Griffin	CB	21 J. Williams	OB	12 A. Rodgers	CB	37 S. Shields
FB	36 D. Young	SS	31 B. Meriweather	FB	27 E. Lacy	SS	22 J. McMillan
RB	46 A. Morris	FS	24 B. Rambo	FB	30 J. Kuhn	FS	43 M. Jennings

GREEN BAY SUBSTITUTIONS — K 2 M. Crosby, P 8 T. Mashay, WR 11 J. Boykin, WR 18 R. Cobb, RB 23 J. Franklin, CB 31 D. House, S 32 C. Banjo, CB 33 M. Hyde, RB 44 J. Starks, LB 49 R. Francois, LB 55 A. Mulumba, LB 57 J. Lattimore, LB 58 S. Barrington, LS 61 B. Good, S 64 G. Van Roten, T 74 M. Daniels, TE 82 P. Taylor, TE 86 B. Boastock, TE 88 J. Finley, DE 95 D. Jones, DE 96 M. Neal.

DID NOT PLAY — OB 9 S. Wallace. **INACTIVES** — CB 24 J. Bush, CB 29 C. Hayward, S 42 M. Burnett, LB 51 M. Palmer, G 65 L. Taylor, DE 93 J. Boyd, DE 98 C. Wilson.

Team	Qtr	Time	Play Description (Extra Point) (Drive Info)	Visitor	Home
Packers	1	8:02	M. Crosby 28 yd. Field Goal (14-70, 6:58)	0	3
Redskins	1	2:27	R. Cobb 35 yd. pass from A. Rodgers (M. Crosby kick) (4-42, 0:41)	0	10
Packers	2	11:40	J. Nelson 14 yd. pass from A. Rodgers (M. Crosby kick) (8-75, 3:13)	0	17
Packers	2	7:07	J. Finley 3 yd. pass from A. Rodgers (M. Crosby kick) (6-90, 2:57)	0	24
Packers	3	8:16	J. Nelson 15 yd. pass from A. Rodgers (M. Crosby kick) (4-60, 1:53)	0	31
Redskins	3	4:15	P. Garcon 6 yd. pass from R. Griffin (J. Potter kick) (8-83, 4:01)	7	38
Packers	3	2:41	J. Starks 32 yd. run (M. Crosby kick) (4-80, 1:34)	7	38
Redskins	4	11:02	J. Reed 3 yd. pass from R. Griffin (J. Potter kick) (12-80, 6:39)	14	38
Redskins	4	7:36	S. Moss 9 yd. pass from R. Griffin (pass failed) (6-45, 1:38)	20	38

GREEN BAY DEFENSIVE STATISTICS (official)

UT	A	TFL	TT	Sck	QBH	FF	FR	Int	PD
S. Shields	8	1	0	9	0-0	0	0	0-0	0
T. Williams	6	2	0	6	0-0	1	0	0-0	2
M. Jennings	5	1	0	8	0-0	1	0	0-0	0
B. Jones	5	1	0	6	0-0	1	0	0-0	0
A. Hawk	3	3	0	5	0-0	0	0	0-0	0
J. McMillan	2	2	0	4	0-0	0	0	0-0	1
N. Perry	2	1	0	4	0-0	0	0	0-0	0
C. Matthews	1	3	1	4	0-0	2	0	0-0	0
M. Daniels	2	1	0	3	0-0	2	0	0-0	0
Totals	47	17	3	64	1-6	8	0	0	1-5

Washington Redskins

RUSHING	ATT	YDS	AVG	LG	TD
A. Morris	13	107	8.2	32	0
R. Griffin	4	1	0.3	4	0
Total	17	108	6.4	32	0

PASSING

ATT	COMP	YDS	SK/YD	TD	LG	IN	RT
R. Griffin	40	26	320	1/6	3	44	1 104.2
Total	40	26	320	1/6	3	44	1 104.2

PASS RECEIVING

NO	YDS	AVG	LG	TD
P. Garcon	8	143	17.9	44
S. Moss	3	41	13.7	19
L. Hankerson	3	35	11.7	15
J. Reed	3	18	6.0	11
J. Morgan	2	39	19.5	21
L. Paulsen	2	13	6.5	7
A. Robinson	1	13	13.0	13
F. Davis	1	3	3.0	3
R. Heil	1	2	2.0	2
Total	26	320	12.3	44

INTERCEPTIONS

NO	YDS	AVG	LG	TD
Total	0	0	0.0	0

PUNTING

NO	YDS	AVG	NET	TB	IN20	LG
S. Rocca	5	184	36.8	34.6	0	3
Total	5	184	36.8	34.6	0	3

PUNT RETURNS

NO	YDS	AVG	FC	LG	TD
C. Thompson	2	9	4.5	0	0
(out of bounds)	1	0	0.0	0	0
Returns	2	9	4.5	0	0

KICK RETURNS

NO	YDS	AVG	FC	LG	TD
C. Thompson	3	59	19.7	0	0
(t'back)	4	0	0.0	0	0
Returns	3	59	19.7	0	0

FUMBLES

FumLost	Rec	Yds	TD	FF	Rec	Yds	TDBds
D. Hall	0	0	0	0	0	0	0
Total	0	0	0	0	0	0	0

Green Bay Packers

RUSHING	ATT	YDS	AVG	LG	TD
J. Starks	20	132	6.6	32	1
E. Lacy	1	10	10.0	10	0
A. Rodgers	3	-3	-1.0	-1	0
Total	24	139	5.8	32	1

PASSING

ATT	COMP	YDS	SK/YD	TD	LG	IN	RT
A. Rodgers	42	34	480	4/39	4	57	0 146.0
Total	42	34	480	4/39	4	57	0 146.0

PASS RECEIVING

NO	YDS	AVG	LG	TD
J. Jones	11	178	16.2	57
R. Cobb	6	128	21.3	35
J. Finley	9	66	7.3	37
J. Starks	3	36	12.0	15
J. Nelson	4	36	9.0	15
A. Quarless	3	66	22.0	37
Total	34	480	14.1	57

INTERCEPTIONS

NO	YDS	AVG	LG	TD
M. Neal	1	5	5.0	0
Total	1	5	5.0	0

PUNTING

NO	YDS	AVG	NET	TB	IN20	LG
T. Mashay	3	121	40.3	37.3	0	1
Total	3	121	40.3	37.3	0	1

PUNT RETURNS

NO	YDS	AVG	FC	LG	TD
J. Ross	1	11	11.0	0	0
R. Cobb	0	0	0.0	0	0
(out of bounds)	1	0	0.0	0	0
Returns	1	11	11.0	0	0

KICK RETURNS

NO	YDS	AVG	FC	LG	TD
J. Ross	1	14	14.0	0	0
R. Cobb	1	10	10.0	0	0
(t'back)	2	0	0.0	0	0
Returns	2	24	12.0	0	0

FUMBLES

FumLost	Rec	Yds	TD	FF	Rec	Yds	TDBds
J. Jones	1	0	0	0	0	0	0
Total	1	0	0	0	0	0	0

FIELD GOALS (made (& missed))

Team	Qtr	Time	Play Description (Extra Point)	Visitor	Home
Packers	1	8:02	M. Crosby 28 yd. Field Goal (14-70, 6:58)	0	3
Redskins	1	2:27	R. Cobb 35 yd. pass from A. Rodgers (M. Crosby kick) (4-42, 0:41)	0	10
Packers	2	11:40	J. Nelson 14 yd. pass from A. Rodgers (M. Crosby kick) (8-75, 3:13)	0	17
Packers	2	7:07	J. Finley 3 yd. pass from A. Rodgers (M. Crosby kick) (6-90, 2:57)	0	24
Packers	3	8:16	J. Nelson 15 yd. pass from A. Rodgers (M. Crosby kick) (4-60, 1:53)	0	31
Redskins	3	4:15	P. Garcon 6 yd. pass from R. Griffin (J. Potter kick) (8-83, 4:01)	7	38
Packers	3	2:41	J. Starks 32 yd. run (M. Crosby kick) (4-80, 1:34)	7	38
Redskins	4	11:02	J. Reed 3 yd. pass from R. Griffin (J. Potter kick) (12-80, 6:39)	14	38
Redskins	4	7:36	S. Moss 9 yd. pass from R. Griffin (pass failed) (6-45, 1:38)	20	38

GREEN BAY DEFENSIVE STATISTICS (official)

UT	A	TFL	TT	Sck	QBH	FF	FR	Int	PD
S. Shields	8	1	0	9	0-0	0	0	0-0	0
T. Williams	6	2	0	6	0-0	1	0	0-0	2
M. Jennings	5	1	0	8	0-0	1	0	0-0	0
B. Jones	5	1	0	6	0-0	1	0	0-0	0
A. Hawk	3	3	0	5	0-0	0	0	0-0	0
J. McMillan	2	2	0	4	0-0	0	0	0-0	1
N. Perry	2	1	0	4	0-0	0	0	0-0	0
C. Matthews	1	3	1	4	0-0	2	0	0-0	0
M. Daniels	2	1	0	3	0-0	2	0	0-0	0
Totals	47	17	3	64	1-6	8	0	0	1-5

EXTRA POINTS MADE-ATTEMPTS

Team	Qtr	Time	Play Description	Visitor	Home
Packers	1	8:02	M. Crosby 28 yd. Field Goal (14-70, 6:58)	0	3
Redskins	1	2:27	R. Cobb 35 yd. pass from A. Rodgers (M. Crosby kick) (4-42, 0:41)	0	10
Packers	2	11:40	J. Nelson 14 yd. pass from A. Rodgers (M. Crosby kick) (8-75, 3:13)	0	17
Packers	2	7:07	J. Finley 3 yd. pass from A. Rodgers (M. Crosby kick) (6-90, 2:57)	0	24
Packers	3	8:16	J. Nelson 15 yd. pass from A. Rodgers (M. Crosby kick) (4-60, 1:53)	0	31
Redskins	3	4:15	P. Garcon 6 yd. pass from R. Griffin (J. Potter kick) (8-83, 4:01)	7	38
Packers	3	2:41	J. Starks 32 yd. run (M. Crosby kick) (4-80, 1:34)	7	38
Redskins	4	11:02	J. Reed 3 yd. pass from R. Griffin (J. Potter kick) (12-80, 6:39)	14	38
Redskins	4	7:36	S. Moss 9 yd. pass from R. Griffin (pass failed) (6-45, 1:38)	20	38

RED-ZONE GOALS MADE-ATTEMPTS

Team	Qtr	Time	Play Description	Visitor	Home
Redskins	1	2:27	R. Cobb 35 yd. pass from A. Rodgers (M. Crosby kick) (4-42, 0:41)		

CINCINNATI — Green Bay went out and let one get away on Sunday. Terence Newman returned a fumble 58 yards for a touchdown with 3 minutes, 47 seconds left, rallying the Cincinnati Bengals to a 34-30 victory.

Each team gave it away four times. Each team returned a fumble for a touchdown — M.D. Jennings ran one back for Green Bay. The Bengals blew a 14-point lead, and the Packers let a 16-point lead get away in the second half. Green Bay scored 30 consecutive points and lost.

The second-half comeback completed an exhilarating week at Paul Brown Stadium for the Bengals, who beat AFC North rival Pittsburgh 20-10 on Monday night with an impressive defensive game.

The defense made the difference again against Aaron Rodgers and Green Bay's high-powered but injury-depleted offense. Rodgers was 26 of 43 for 244 yards, and was sacked four times and threw two interceptions.

Green Bay lost tight end Jermichael Finley to a concussion and ran out of running backs. Eddie Lacy was inactive with a concussion, James Starks hurt a knee in the first half, and rookie Johnathan Franklin ran for 103 yards and a touchdown before limping off at the start of the final series.

The Bengals were missing cornerback Dre Kirkpatrick, sidelined with a hamstring injury, but got plenty of pressure on Rodgers and made the deciding turnover.

Trying to put the game away, Green Bay went for it on fourth-and-1 at the Cincinnati 30-yard line. Franklin was stripped of the ball, Reggie Nelson picked it up and started to run, but fumbled and Newman scooped it up and went the rest of the way.

Cincinnati scored two touchdowns within a 12-second span in the first quarter, aided by a fumble on a kickoff, but wound up having to play catch-up as its offense bogged down.

Andy Dalton was 20 of 28 for 235 yards with two touchdowns, an interception and a fumble.

OFFICIALS — Referee: Clete Blakeman (34); Umpire: Garth DeFeice (53); Head Linesman: Tony Veteri (36); Line Judge: Ron Marinucci (107); Side Judge: Greg Meyer (78); Field Judge: David Meslow (118); Back Judge: Terrence Miles (111); Replay Official: Dick Creed

STARTING LINEUPS

Green Bay Packers		Cincinnati Bengals	
Offense	Defense	Offense	Defense
WR 87 J.Nelson	NT 79 R.Pickett	WR 12 M.Sanu	LDE 96 C.Dunlap
LT 69 D.Bakhtiari	LDE 90 B.Raji	LT 77 A.Whitworth	DT 94 D.Peko
LG 71 J.Sitton	MLB 50 M.Perry	LG 65 C.Boling	DT 97 G.Akins
C 62 E.Dietrich-Smith	BLB 50 A.Hawk	C 64 K.Cook	RDE 93 M.Johnson
RG 70 T.Lang	MLB 59 B.Jones	RG 68 K.Zetler	DB 24 A.Jones
RT 67 D.Barclay	ROLB 52 C.Matthews	RT 71 An.Smith	LB 58 R.Mauluga
TE 88 J.Finley	LCB 38 T.Williams	TE 84 J.Gresham	LB 55 V.Burfitt
WR 18 R.Coob	RCB 37 S.Shields	WR 18 A.Green	LCB 23 T.Newman
WR 89 J.Jones	CB 33 M.Hyde	QB 14 A.Dalton	RCB 29 L.Hall
QB 12 A.Rodgers	SS 32 C.Banio	HB 42 B.Green-Ellis	SS 43 G.Iloka
RB 44 J.Starks	FS 43 M.Jennings	TE 85 T.Eifert	FS 20 R.Nelson

GREEN BAY SUBSTITUTIONS — K 2 M.Crosby, P 8 T.Masthay, WR 11 J.Ross, WR 10 J.Franklin, RB 23 J.Franklin, CB 31 D.House, LB 49 R.Francois, LB 51 M.Palmer, LB 55 A.Mulumba, LB 57 J.Lattimore, LB 58 S.Barrington, LS 61 B.Goode, G/C 64 G.Van Rosten, T 74 M.Newhouse, DE 76 M.Daniels, TE 81 A.Quarless, TE 82 R.Taylor, TE 86 B.Bostick, DE 95 D.Jones, DE 96 M.Neal, DT 97 J.Jolly, DE 98 C.Wilson.

DID NOT PLAY — 08 9 S.Wallace. **INACTIVES** — CB 24 J.Bush, RB 27 E.Lacy, CB 29 C.Hayward, FB J.Kuhn, S 42 M.Burnett, G 65 L.Taylor, DE 93 J.Boyd.

FIELD GOALS (made / & missed)

Qtr	Time	Play Description (Extra Point) (Drive Info)	Opp	Yds	TD	FF	Rec	Opp	Yds	TD	FF	Rec	Opp	Yds	TD
1	9:08	B.Green-Ellis 3 yd. run (M.Nugent kick) (10-80, 5-40)	0	0	0	0	0	0	0	0	0	0	0	0	0
2	14:57	M.Crosby 41 yd. Field Goal (4-3, 0-46)	3	4	0	0	0	0	0	0	0	0	0	0	0
2	11:22	M.Jennings 24 yd. fumble return (M.Crosby kick)	0	0	0	0	0	0	0	0	0	0	0	0	0
2	6:32	M.Crosby 19 yd. Field Goal (7-20, 3-11)	3	4	0	0	0	0	0	0	0	0	0	0	0
3	0:00	M.Crosby 26 yd. Field Goal (12-70, 5-35)	3	4	0	0	0	0	0	0	0	0	0	0	0
3	11:40	J.Franklin 2 yd. run (M.Crosby kick) (9-80, 3-20)	0	0	0	0	0	0	0	0	0	0	0	0	0
3	5:30	J.Jones 7 yd. pass from A.Rodgers (M.Crosby kick) (5-92, 1-48)	0	0	0	0	0	0	0	0	0	0	0	0	0
3	3:50	A.Green 20 yd. pass from A.Dalton (M.Nugent kick) (4-65, 1-40)	0	0	0	0	0	0	0	0	0	0	0	0	0
4	10:55	M.Jones 11 yd. pass from A.Dalton (kick blocked) (7-95, 2-46)	0	0	0	0	0	0	0	0	0	0	0	0	0
4	3:47	T.Newman 58 yd. fumble recovery (M.Nugent kick)	0	0	0	0	0	0	0	0	0	0	0	0	0

GREEN BAY DEFENSIVE STATISTICS (official)

UT	A	TEL	TI	Sk	QBH	FF	ER	Int	PD
11	2	1	13	0-0	1	1	0	0	0
10	3	1	13	0-0	1	1	0	0	0
4	1	5	1-4	1	0	1	0	0	0
2	3	0	5	0-0	1	0	0	0	0
3	1	0	4	0-0	0	0	0	0	0
3	1	0	4	0-0	0	0	0	0	0
3	0	1	3	1-8	1	0	0	1	1
2	1	0	3	0-0	0	0	0	0	0
1	2	0	3	0-0	0	0	0	0	0
0	3	0	3	0-0	0	0	0	0	0
Totals	45	25	7	70	4-20	8	3	3	1-1

Green Bay Packers

RUSHING	ATT	YDS	AVG	LG	TD			
J.Franklin	13	103	7.9	51	1			
J.Starks	14	55	3.9	13	0			
A.Rodgers	3	24	8.0	18	0			
Total	30	182	6.1	51	1			
PASSING	ATT	CMP	YDS	SKYD	TD	LG	IN	RT
A.Rodgers	43	26	244	4/27	1	30	2	64.5
Total	43	26	244	4/27	1	30	2	64.5
PASS RECEIVING	NO	YDS	AVG	LG	TD			
J.Nelson	8	93	11.6	30	0			
R.Cobb	5	54	10.8	26	0			
J.Jones	4	34	8.5	13	1			
J.Franklin	3	23	7.7	10	0			
A.Quarless	3	21	7.0	10	0			
R.Taylor	2	11	5.5	8	0			
J.Ross	1	8	8.0	8	0			
Total	26	244	9.4	30	1			
INTERCEPTIONS	NO	YDS	AVG	LG	TD			
S.Shields	1	1	1.0	1	0			
Total	1	1	1.0	1	0			
PUNTING	NO	YDS	AVG	NET	TB	IN20	LG	
T.Masthay	3	130	43.3	43.3	0	3	55	
Total	3	130	43.3	43.3	0	3	55	
PUNT RETURNS	NO	YDS	AVG	FC	LG	TD		
J.Ross	0	0	0.0	1	0	0		
R.Cobb	0	0	0.0	1	0	0		
(out of bounds)	1	0	0.0	0	0	0		
Returns	0	0	0.0	2	0	0		
KICK RETURNS	NO	YDS	AVG	FC	LG	TD		
J.Ross	2	21	10.5	0	21	0		
(out of bounds)	1	0	0.0	0	0	0		
(fback)	3	0	0.0	0	0	0		
Returns	2	21	10.5	0	21	0		
FUMBLES	Fum	Lost	Rec	Yds	TD	Bs	Out	
J.Franklin	1	1	0	0	0	0	0	
J.Ross	1	0	0	0	0	0	0	
C.Matthews	0	0	0	2	0	0	0	
B.Jones	0	0	0	0	1	3	0	
R.Francois	0	0	0	0	1	0	0	
R.Hawk	0	0	0	0	1	0	0	
A.Hawk	0	0	0	0	1	0	0	
M.Jennings	0	0	0	0	0	1	0	
Total	2	2	0	0	5	3	27	

Cincinnati Bengals

RUSHING	ATT	YDS	AVG	LG	TD			
B.Bernard	10	50	5.0	17	1			
B.Green-Ellis	10	29	2.9	10	1			
A.Dalton	4	3	0.8	4	0			
Total	24	82	3.4	17	2			
PASSING	ATT	CMP	YDS	SKYD	TD	LG	IN	RT
A.Dalton	28	20	235	4/20	2	32	1	105.5
Total	28	20	235	4/20	2	32	1	105.5
PASS RECEIVING	NO	YDS	AVG	LG	TD			
M.Sanu	4	68	17.0	32	0			
G.Bernard	4	49	12.3	31	0			
A.Green	4	26	6.5	20	1			
J.Gresham	4	27	6.8	11	0			
M.Jones	3	38	12.7	22	1			
T.Eifert	1	7	7.0	7	0			
Total	20	235	11.8	32	2			
INTERCEPTIONS	NO	YDS	AVG	LG	TD			
T.Newman	1	9	9.0	9	0			
L.Hall	1	0	0.0	0	0			
Total	2	9	4.5	9	0			
PUNTING	NO	YDS	AVG	NET	TB	IN20	LG	
K.Huber	3	131	43.7	43.7	0	1	55	
Total	3	131	43.7	43.7	0	1	55	
PUNT RETURNS	NO	YDS	AVG	FC	LG	TD		
B.Tate	0	0	0.0	1	0	0		
(downed)	1	0	0.0	0	0	0		
(out of bounds)	1	0	0.0	0	0	0		
Returns	0	0	0.0	1	0	0		
KICK RETURNS	NO	YDS	AVG	FC	LG	TD		
B.Tate	4	111	27.8	0	32	0		
(fback)	2	0	0.0	0	0	0		
Returns	4	111	27.8	0	32	0		
FUMBLES	Fum	Lost	Rec	Yds	TD	Bs	Out	
R.Nelson	1	0	0	0	0	1	6	
A.Dalton	1	1	0	0	0	0	0	
B.Green-Ellis	1	1	0	0	0	0	0	
J.Gresham	1	1	0	0	0	0	0	
B.Tate	1	0	0	0	0	0	0	
T.Newman	0	0	1	58	1	0	0	
C.Pearman	0	0	1	0	0	0	0	
M.Johnson	0	0	0	0	1	0	0	
T.Mays	0	0	0	0	1	0	0	
Total	5	3	2	58	1	2	6	

NET PUNTING AVERAGE — FGs - PATs had blocked: 0-0

NET RETURN YARDS (not inc. kickoffs) — 43.7

TOTAL RETURN YARDS — No. and Yards Punt Returns: 0-1

NO. AND YARDS KICKOFF RETURNS — 0-0

NO. AND YARDS INTERCEPTION RETURNS — 1-1

PENALTIES NUMBER AND YARDS — 4-53

FUMBLES NUMBER AND LOST — 5-3

TOUCHDOWNS — Rushing: 2, Passing: 2, Fumbles: 1

EXTRA POINTS MADE-ATTEMPTS — 3-3

KICKING MADE-ATTEMPTS — 3-3

FIELD GOALS MADE-ATTEMPTS — 0-1

RED-ZONE EFFICIENCY — 2-4-50%

GOAL-TO-GO EFFICIENCY — 2-2-100%

SAFETIES — 0

FINAL SCORE — 34

TIME OF POSSESSION — 31:51

TOTAL FIRST DOWNS — 27

By Rushing — 11

By Passing — 12

By Penalty — 4

THIRD-DOWN EFFICIENCY — 4-13-31%

FOURTH-DOWN EFFICIENCY — 0-2-0%

TOTAL NET YARDS — 399

Total Offensive Plays — 77

Average gain per offensive play — 5.2

NET YARDS RUSHING — 182

Total Rushing Plays — 30

Average gain per rushing play — 6.1

Tackles for a loss-number and yards — 2-5

NET YARDS PASSING — 217

Times thrown - yards lost att. to pass — 4-27

Gross yards passing — 244

PASS ATT-COMP-INT — 43-26-2

Average gain per pass play — 4.6

KICKOFFS Number-In EZ-Touchbacks — 6-5-2

PUNTS Number and Average — 3-43.3

Had Blocked — 0

GREEN BAY, Wis. (AP)—James Jones' 83-yard touchdown reception late in the third quarter was just the big-play spark the Packers needed to live on an offense that otherwise settled for field goals in a 22-9 win Sunday over the undermanned Detroit Lions.

Mason Crosby kicked a franchise-tying five field goals, while the defense contained Reggie Bush and took advantage of an offense playing without star receiver Calvin Johnson, who had missed a couple days of practice during the week with a knee injury.

With Johnson out, Jones stole the show with a highlight-reel catch.

Jones had a step on his man down the left sideline, and Aaron Rodgers delivered a perfectly timed throw. With another defensive back closing in around the 15, Jones turned right about 45 degrees to get into the end zone for a 16-3 lead with 3:12 left in the third quarter. Jones, who finished with four catches for 127 yards, barely missed another long score after his foot grazed the sideline in the end zone late in the fourth quarter.

Rodgers was 20 for 30 for 274 yards, and Eddie Lacy ran for 99 yards on 23 carries in his return from a Week 2 concussion, as the Packers (2-2) extended their winning streak in Wisconsin over the Lions (3-2) to 23.

Randi Cobb set up Crosby's 31-yard field goal in the third quarter with a 67-yard dash into Lions territory after lining up in the backfield. Crosby also was good from 26 and 52 yards in the first half and added makes from 42 and 45 in the fourth quarter.

The defense set the pace for Green Bay before the offense caught up, as the Packers recorded five sacks, all from their linebackers, including one from Clay Matthews before he left with a thumb injury.

Bush was held to 44 yards on 13 carries and four catches for 25 yards. The Packers' improved run defense mostly contained the dangerous Bush on first-down runs, leaving the Lions with long second- and third-down situations.

Matthew Stafford finished 25 for 40 for 262 yards and the Lions' only touchdown came late when Stafford found Kris Durham for a 13-yard score.

OFFICIALS — Referee: Jerome Boger (23); Umpire: Tony Michalek (115); Head Linesman: Ed Camp (134); Line Judge: Tom Stephan (68);

Side Judge: Allen Baynes (56); Field Judge: Dyrrol Proileau (109); Back Judge: Tony Staretore (112); Replay Official: Carl Maassen

STARTING LINEUPS

Detroit Lions		Green Bay Packers	
Offense	Defense	Offense	Defense
WR 11 J. Taylor	DE 94 E. Anshah	WR 87 J. Nelson	LDE 90 B. Raji
LT 71 R. Reif	DT 98 M. Fairley	LT 69 D. Bakhtiari	NT 79 R. Pickett
LG 67 R. Sims	DT 90 M. Suh	LG 71 J. Sitton	LOLB 96 M. Neal
C 51 D. Raiola	DE 79 W. Young	C 62 E. Dietrich-Smith	BLB 50 A. Hawk
RG 75 L. Warford	MLB 55 S. Tulloch	RG 70 T. Lang	MLB 59 B. Jones
RT 70 J. Fox	OLB 54 D. Levy	RT 67 D. Barclay	POLB 52 C. Matthews
TE 87 B. Pettigrew	RCB 31 T. Matthews	TE 88 J. Finley	LCB 38 T. Williams
WR 84 R. Broyles	CB 23 C. Houston	WR 18 R. Cobb	RCB 37 S. Shields
OB 9 M. Stafford	SS 27 G. Quinn	WR 89 J. Jones	SS 42 M. Burnett
FB 21 R. Bush	FS 26 L. Delmas	QB 12 A. Rodgers	FS 43 M. Jennings
FB 35 J. Bell	CB 28 D. Bentley	RB 27 E. Lacy	CB 31 D. House

GREEN BAY SUBSTITUTIONS — K 2 M. Crosby, P 8 T. Masthay, WR 11 J. Boykin, S 22 J. McMillan, RB 23 J. Franklin, CB 24 J. Bush, FB 30 J. Kuhn, S 32 C. Bango, CB 33 M. Hyde, RB 34 M. Hill, LB 49 R. Francois, LB 53 M. Perry, LB 55 A. Mulumba, LB 57 J. Latimore, LB 58 S. Barrington, LS 61 B. Goode, G 65 L. Taylor, T 74 M. Newhouse, DE 76 M. Daniels, TE 81 A. Quarless, TE 82 R. Taylor, DE 95 D. Jones, DT 97 J. Jolly. **DID NOT PLAY** — QB 9 S. Wallace. **INACTIVES** — CB 29 C. Hayward, RB 44 J. Starks, LB 51 N. Palmer, G/C 64 G. Van Roten, TE 86 B. Bostick, DE 93 J. Boyd, DE 98 C. Wilson.

Team	Qtr	Time	Play Description (Extra Point) (Drive Info)	Field Goals (made () & missed)	Points
Packers	1	1:24	M. Crosby 26 yd. Field Goal (15-72, 7:50)	3	3
Packers	2	11:19	M. Crosby 52 yd. Field Goal (12-36, 3:55)	0	6
Lions	3	5:04	D. Akers 53 yd. Field Goal (13-54, 3:32)	3	6
Packers	3	5:12	M. Crosby 31 yd. Field Goal (5-76, 2:20)	0	9
Packers	3	10:16	J. Jones 83 yd. pass from A. Rodgers (M. Crosby kick) (2-78, 0:54)	0	16
Packers	4	3:50	M. Crosby 42 yd. Field Goal (9-56, 4:35)	0	19
Lions	4	2:06	M. Crosby 45 yd. Field Goal (7-43, 3:11)	0	22
Lions	4	2:06	K. Durham 13 yd. pass from M. Stafford (pass failed) (8-80, 1:44)	0	22

GREEN BAY DEFENSIVE STATISTICS (official)

UT	A	TFL	TI	Sck	QBH	FF	FR	Int	PD
A. Hawk	9	3	0	12	0-0	1	0	0	0
M. Neal	3	3	8	1-4	1	0	0	0-0	0
T. Williams	2	6	0	0-0	0	0	0	0-0	0
D. House	6	0	6	0-0	0	0	0	0-0	2
M. Burnett	4	2	0	6	0-0	1	0	0-0	2
C. Matthews	3	3	1	6	1-12	1	0	0-0	0
M. Perry	3	2	2	5	2-18	3	1	0	0-0
B. Jones	2	3	1	5	1-6	1	0	0-0	1
M. Jennings	3	0	1	3	0-0	0	0	0-0	2
S. Shields	3	0	0	3	0-0	0	0	0-0	2
Totals	50	31	9	81	5-40	7	1	0	0-0

Detroit Lions											Green Bay Packers										
RUSHING	ATT	YDS	AVG	LG	TD	RUSHING	ATT	YDS	AVG	LG	TD	PASSING	ATT	CMP	YDS	SK/YD	TD	INT	RT		
R. Bush	13	44	3.4	20	0	E. Lacy	23	99	4.3	13	0	A. Rodgers	30	20	274	1/5	1	83	0	106.8	
J. Bell	5	21	4.2	9	0	R. Cobb	2	72	36.0	67	0	M. Stafford	30	20	274	1/5	1	83	0	106.8	
M. Stafford	1	-1	-1.0	-1	0	A. Rodgers	5	8	1.6	6	0	J. Franklin	3	1	0.3	3	0	0	0		
Total	19	64	3.4	20	0	Total	33	180	5.5	67	0	Total	6	32	180	5.5	10	0	0		
PASSING	ATT	CMP	YDS	SK/YD	TD	LG <td>INT <td>RT <td></td> <td></td> <td></td> <td>PASSING</td> <td>ATT</td> <td>CMP</td> <td>YDS</td> <td>SK/YD</td> <td>TD</td> <td>INT <td>RT </td></td></td></td>	INT <td>RT <td></td> <td></td> <td></td> <td>PASSING</td> <td>ATT</td> <td>CMP</td> <td>YDS</td> <td>SK/YD</td> <td>TD</td> <td>INT <td>RT </td></td></td>	RT <td></td> <td></td> <td></td> <td>PASSING</td> <td>ATT</td> <td>CMP</td> <td>YDS</td> <td>SK/YD</td> <td>TD</td> <td>INT <td>RT </td></td>				PASSING	ATT	CMP	YDS	SK/YD	TD	INT <td>RT </td>	RT		
M. Stafford	40	25	262	5/40	1	25	0	89.8				A. Rodgers	30	20	274	1/5	1	83	0	106.8	
Total	40	25	262	5/40	1	25	0	89.8				Total	30	20	274	1/5	1	83	0	106.8	
PASS RECEIVING	NO	YDS	AVG	LG <td>TD <td>PASS RECEIVING</td> <td>NO</td> <td>YDS</td> <td>AVG</td> <td>LG <td>TD <td></td> <td></td> <td></td> <td></td> <td></td> <td></td> <td></td> <td></td> </td></td></td>	TD <td>PASS RECEIVING</td> <td>NO</td> <td>YDS</td> <td>AVG</td> <td>LG <td>TD <td></td> <td></td> <td></td> <td></td> <td></td> <td></td> <td></td> <td></td> </td></td>	PASS RECEIVING	NO	YDS	AVG	LG <td>TD <td></td> <td></td> <td></td> <td></td> <td></td> <td></td> <td></td> <td></td> </td>	TD <td></td> <td></td> <td></td> <td></td> <td></td> <td></td> <td></td> <td></td>										
B. Pettigrew	4	59	14.8	25	0	J. Finley	6	32	5.3	10	0										
T. Scheffler	4	55	13.8	19	0	J. Nelson	5	82	16.4	31	0										
J. Bell	4	30	7.5	16	0	J. Jones	4	127	31.8	83	1										
R. Bush	4	25	6.3	10	0	R. Cobb	4	35	8.8	22	0										
K. Durham	3	30	10.0	13	1	E. Lacy	1	-2	-2.0	-2	0										
R. Broyles	2	27	13.5	22	0	Total	6	32	5.3	10	0										
K. Ogletree	2	20	10.0	11	0	Total	20	274	13.7	83	1										
P. Edwards	2	16	8.0	8	0	INTERCEPTIONS	NO	YDS	AVG	LG <td>TD <td></td> <td></td> <td></td> <td></td> <td></td> <td></td> <td></td> <td></td> </td>	TD <td></td> <td></td> <td></td> <td></td> <td></td> <td></td> <td></td> <td></td>										
Total	25	262	10.5	25	1	Total	0	0	0.0	0	0										
INTERCEPTIONS	NO	YDS	AVG	LG <td>TD <td>PUNTING</td> <td>NO</td> <td>YDS</td> <td>AVG</td> <td>NET</td> <td>TB</td> <td>IN20</td> <td>LG</td> <td></td> <td></td> <td></td> <td></td> <td></td> <td></td> </td>	TD <td>PUNTING</td> <td>NO</td> <td>YDS</td> <td>AVG</td> <td>NET</td> <td>TB</td> <td>IN20</td> <td>LG</td> <td></td> <td></td> <td></td> <td></td> <td></td> <td></td>	PUNTING	NO	YDS	AVG	NET	TB	IN20	LG								
Total	0	0	0.0	0	0	T. Masthay	3	141	47.0	33.7	2	1	60								
Total	6	311	51.8	42.8	2	Total	3	141	47.0	33.7	2	1	60								
PASS RETURNS	NO	YDS	AVG	FC <td>LG <td>TD <td></td> <td></td> <td></td> <td></td> <td></td> <td></td> <td></td> <td></td> <td></td> <td></td> <td></td> <td></td> <td></td> </td></td>	LG <td>TD <td></td> <td></td> <td></td> <td></td> <td></td> <td></td> <td></td> <td></td> <td></td> <td></td> <td></td> <td></td> <td></td> </td>	TD <td></td> <td></td> <td></td> <td></td> <td></td> <td></td> <td></td> <td></td> <td></td> <td></td> <td></td> <td></td> <td></td>															
M. Spurlock	0	0	0.0	1	0	0															
(f'back)	2	0	0.0	0	0	0															
Returns	0	0	0.0	1	0	0															
KICK RETURNS	NO	YDS	AVG	FC <td>LG <td>TD <td></td> <td></td> <td></td> <td></td> <td></td> <td></td> <td></td> <td></td> <td></td> <td></td> <td></td> <td></td> <td></td> </td></td>	LG <td>TD <td></td> <td></td> <td></td> <td></td> <td></td> <td></td> <td></td> <td></td> <td></td> <td></td> <td></td> <td></td> <td></td> </td>	TD <td></td> <td></td> <td></td> <td></td> <td></td> <td></td> <td></td> <td></td> <td></td> <td></td> <td></td> <td></td> <td></td>															
M. Spurlock	2	40	20.0	0	23	0															
(f'back)	5	0	0.0	0	0	0															
Returns	2	40	20.0	0	23	0															
FUMBLES	Fum	Lost	Rec	Yds	TD	FF	Rec	Yds	TDBDs	Out											
M. Stafford	1	0	0	0	0	0	0	0	0	0											
R. Reif	0	0	0	0	0	0	0	0	0	0											
E. Anshah	0	0	0	0	0	0	0	0	0	0											
Total	1	0	1	0	0	1	0	0	0	0											

Detroit Lions											Green Bay Packers										
RUSHING	ATT	YDS	AVG	LG	TD	RUSHING	ATT	YDS	AVG	LG	TD	PASSING	ATT	CMP	YDS	SK/YD	TD	INT	RT		
R. Bush	13	44	3.4	20	0	E. Lacy	23	99	4.3	13	0	A. Rodgers	30	20	274	1/5	1	83	0	106.8	
J. Bell	5	21	4.2	9	0	R. Cobb	2	72	36.0	67	0	M. Stafford	30	20	274	1/5	1	83	0	106.8	
M. Stafford	1	-1	-1.0	-1	0	A. Rodgers	5	8	1.6	6	0	J. Franklin	3	1	0.3	3	0	0	0		
Total	19	64	3.4	20	0	Total	33	180	5.5	67	0	Total	6	32	180	5.5	10	0	0		
PASSING	ATT	CMP	YDS	SK/YD	TD	LG <td>INT <td>RT <td></td> <td></td> <td></td> <td>PASSING</td> <td>ATT</td> <td>CMP</td> <td>YDS</td> <td>SK/YD</td> <td>TD</td> <td>INT <td>RT </td></td></td></td>	INT <td>RT <td></td> <td></td> <td></td> <td>PASSING</td> <td>ATT</td> <td>CMP</td> <td>YDS</td> <td>SK/YD</td> <td>TD</td> <td>INT <td>RT </td></td></td>	RT <td></td> <td></td> <td></td> <td>PASSING</td> <td>ATT</td> <td>CMP</td> <td>YDS</td> <td>SK/YD</td> <td>TD</td> <td>INT <td>RT </td></td>				PASSING	ATT	CMP	YDS	SK/YD	TD	INT <td>RT </td>	RT		
M. Stafford	40	25	262	5/40	1	25	0	89.8				A. Rodgers	30	20	274	1/5	1	83	0	106.8	
Total	40	25	262	5/40	1	25	0	89.8				Total	30	20	274	1/5	1	83	0	106.8	
PASS RECEIVING	NO	YDS	AVG	LG <td>TD <td>PASS RECEIVING</td> <td>NO</td> <td>YDS</td> <td>AVG</td> <td>LG <td>TD <td></td> <td></td> <td></td> <td></td> <td></td> <td></td> <td></td> <td></td> </td></td></td>	TD <td>PASS RECEIVING</td> <td>NO</td> <td>YDS</td> <td>AVG</td> <td>LG <td>TD <td></td> <td></td> <td></td> <td></td> <td></td> <td></td> <td></td> <td></td> </td></td>	PASS RECEIVING	NO	YDS	AVG	LG <td>TD <td></td> <td></td> <td></td> <td></td> <td></td> <td></td> <td></td> <td></td> </td>	TD <td></td> <td></td> <td></td> <td></td> <td></td> <td></td> <td></td> <td></td>										
B. Pettigrew	4	59	14.8	25	0	J. Finley	6	32	5.3	10	0										
T. Scheffler	4	55	13.8	19	0	J. Nelson	5	82	16.4	31	0										
J. Bell	4	30	7.5	16	0	J. Jones	4	127	31.8	83	1										
R. Bush	4	25	6.3	10	0	R. Cobb	4	35	8.8	22	0										
K. Durham	3	30	10.0	13	1	E. Lacy	1	-2	-2.0	-2	0										
R. Broyles	2	27	13.5	22	0	Total	6	32	5.3	10	0										
K. Ogletree	2	20	10.0	11	0	Total	20	274	13.7	83	1										
P. Edwards	2	16	8.0	8	0	INTERCEPTIONS	NO	YDS	AVG	LG <td>TD <td></td> <td></td> <td></td> <td></td> <td></td> <td></td> <td></td> <td></td> </td>	TD <td></td> <td></td> <td></td> <td></td> <td></td> <td></td> <td></td> <td></td>										
Total	25	262	10.5	25	1	Total	0	0	0.0	0	0										
INTERCEPTIONS	NO	YDS	AVG	LG <td>TD <td>PUNTING</td> <td>NO</td> <td>YDS</td> <td>AVG</td> <td>NET</td> <td>TB</td> <td>IN20</td> <td>LG</td> <td></td> <td></td> <td></td> <td></td> <td></td> <td></td> </td>	TD <td>PUNTING</td> <td>NO</td> <td>YDS</td> <td>AVG</td> <td>NET</td> <td>TB</td> <td>IN20</td> <td>LG</td> <td></td> <td></td> <td></td> <td></td> <td></td> <td></td>	PUNTING	NO	YDS	AVG	NET	TB	IN20	LG								
Total	0	0	0.0	0	0	T. Masthay	3	141	47.0	33.7	2	1	60								
Total	6	311	51.8	42.8	2	Total	3	141	47.0	33.7	2	1	60								
PASS RETURNS	NO	YDS	AVG	FC																	

GREEN BAY 19, BALTIMORE 17

M&T Bank Stadium, Sunday, Oct. 13, 2013. Attendance: 71,319. Time: 3:07. Weather: 61° F, Humidity: 83 percent, Wind: NE 10 mph

GAME 5

BALTIMORE — Aaron Rodgers threw a 64-yard touchdown pass to Jordy Nelson. Eddie Lacy ran for 120 yards and Mason Crosby kicked four field goals as the Green Bay Packers beat the Baltimore Ravens 19-17 on Sunday.

Rodgers went 17 for 32 for 315 yards with one touchdown and one interception. He played most of the game without two of his top three receivers — James Jones hurt his left knee on a first-quarter play, and Randall Cobb left for good after being struck on the tackle by Matt Elam in the second quarter.

Rodgers' 64-yarder to Nelson gave Green Bay a 16-3 lead late in the third quarter. After the Ravens closed to 19-17 on an 18-yard touchdown catch by Dallas Clark with 2:04 remaining, Rodgers clinched the victory with a 52-yard completion to Jeremichael Finley on a third-and-3.

Despite playing without injured linebackers Clay Matthews and Brad Jones, the Packers limited Baltimore to 47 yards rushing and registered five sacks, including three by A.J. Hawk.

Green Bay went up 9-0 in the third quarter when Crosby kicked a 50-yard field goal to cap a drive that featured a 43-yard pass play from Rodgers to Jarrett Boykin.

Baltimore answered with its first score, a 23-yard field goal by Justin Tucker following a 59-yard completion from Joe Flacco to rookie Marlon Brown.

Harassed and hurried for much of the afternoon, Rodgers finally came up with a signature moment. Off of a play-fake, Rodgers rolled right and lofted a perfect spiral to Nelson, who had gotten behind Lardarius Webb.

Down 16-3, the Ravens began playing with a sense of urgency. Flacco directed a 10-play, 80-yard drive that ended with an 11-yard touchdown pass to Jacoby Jones with 11:52 remaining.

Jones, who missed the previous four weeks with a knee injury, finished with two catches for 42 yards and had a 35-yard kickoff return. Looking to enhance Green Bay's 16-10 lead, Rodgers and the Packers held onto the ball for just over 7½ minutes before Crosby kicked a 31-yard field goal with 4:17 remaining.

Flacco went 20 for 34 for 342 yards and got no help from the running game — Ray Rice finished with 34 yards on 14 carries and was stuffed three straight times inside the 5 during the second quarter.

OFFICIALS — Referee: Gene Steratore (114); Umpires: Bill Schuster (129); Head Linesman: Wayne Mackie (106); Line Judge: Jeff Seeman (45); Side Judge: Mike Weatherford (116); Field Judge: Bob Waggoner (25); Back Judge: Carl Paganelli (124); Replay Official: Paul Weidner

STARTING LINEUPS

GREEN BAY PACKERS

Offense	Defense
WR 87 J.Nelson	DE 90 B.Raji
LT 69 D.Bakhtiari	NT 79 R.Pickett
LG 71 J.Sitton	RDE 97 J.Jolly
C 62 E.Dietrich-Smith	LOLB 96 M.Neal
RG 70 T.Lang	MLB 50 A.Hawk
RT 67 D.Barclay	MLB 57 J.Lattimore
TE 88 J.Finley	ROLB 53 N.Petry
WR 18 R.Cobb	LCB 38 T.Williams
WR 89 J.Jones	RCB 37 S.Shields
RB 12 A.Rodgers	SS 42 M.Burnett
RB 27 E.Lacy	FS 43 M.Jennings

Baltimore Ravens

Offense	Defense
WR 82 T.Smith	NT 92 H.Ngata
LT 60 E.Monroe	DE 99 C.Canly
LG 72 K.Osemele	RUSH 55 T.Suggs
C 66 G.Gradkowski	WILL 56 J.Bynes
RG 73 M.Yanda	MIKE 51 D.Smith
RT 74 M.Other	SAKE 58 E.Dumervil
TE 71 R.Wagner	LCB 21 L.Webb
TE 86 B.Bajema	SS 22 J.Inedigbo
WR 14 M.Brown	FS 26 M.Elam
RB 5 J.Flacco	RCB 22 J.Smith
RB 27 R.Rice	CB 24 C.Graham

GREEN BAY SUBSTITUTIONS — K 2 M.Crosby, P 8 T.Masthay, WR 11 J.Boykin, R 23 J.Franklin, CB 25 J.Nixon, FB 30 J.Kuhn, CB 31 D.House, S 32 C.Banio, CB 33 M.Hyde, RB 34 M.Hill, LB 51 M.Palmer, LB 55 A.Mulumba, LB 58 S.Barrington, LB 61 B.Goode, G 65 T.Taylor, T 74 M.Neuhouse, DE 76 M.Daniels, TE 81 A.Quarless, TE 82 R.Taylor, TE 86 B.Bostick, DE 95 D.Jones, DE 98 C.Wilson.

DID NOT PLAY — OB 9 S.Wallace. **INACTIVES** — CB 24 J.Bush, CB 29 C.Hayward, RB 44 J.Starks, LB 52 C.Matthews, LB 59 B.Jones, G/C 64 G.Van Roten, DE 93 J.Boyd.

FIELD GOALS (made / & missed)

Team	Player	Time	Yards	Result
Baltimore Ravens	J.Tucker	12:48	31	Missed
Green Bay Packers	M.Crosby	4:17	50	Missed
Green Bay Packers	M.Crosby	12:23	50	Made
Green Bay Packers	M.Crosby	18:52	31	Made

GREEN BAY DEFENSIVE STATISTICS (official)

UT	A	TEL	TI	Sk	QBH	FE	FR	Int	PD
A.Hawk	9	3	2	11	3-18	1	0	0	0
M.Burnett	9	2	0	11	0-0	1	0	0	0
J.Lattimore	5	2	2	7	0-0	1	0	0	0
M.Hyde	5	1	2	6	1-10	1	0	0	0
M.Petry	5	1	1	6	1-1	1	0	0	0
M.Jennings	4	2	0	6	0-0	1	0	0	0
J.Jolly	3	2	0	4	0-0	0	0	0	0
A.Mulumba	1	3	0	4	0-0	0	0	0	0
T.Williams	1	3	0	4	0-0	0	0	0	0
C.Wilson	2	1	0	3	0-0	0	0	0	0

Green Bay Packers															Baltimore Ravens															
RUSHING	ATT	YDS	AVG	LG	TD	PASSING	ATT	CMP	YDS	SK/YD	TD	INT	RT	LG	RUSHING	ATT	YDS	AVG	LG	TD	PASSING	ATT	CMP	YDS	SK/YD	TD	INT	RT	LG	
E.Lacy	23	120	5.2	37	0	J.Nelson	4	113	28.3	64	1	1	84.8	64	R.Rice	14	34	2.4	11	0	J.Flacco	34	20	342	5/29	2	63	0	112.6	
A.Rodgers	5	21	4.2	12	0	R.Cobb	4	53	13.3	18	0	0	61	18	B.Pierce	6	9	1.5	10	0	J.Flacco	34	20	342	5/29	2	63	0	112.6	
J.Kuhn	1	2	2.0	2	0	J.Finley	3	75	25.0	52	0	0	61	52	J.Flacco	1	6	6.0	6	0	J.Flacco	34	20	342	5/29	2	63	0	112.6	
J.Franklin	1	3	3.0	3	0	R.Kuhn	2	9	4.5	8	0	0	61	8	M.Brown	1	6	6.0	6	0	J.Flacco	34	20	342	5/29	2	63	0	112.6	
Total	30	140	4.7	37	0	J.Boykin	1	43	43.0	43	0	0	61	43	Total	22	47	2.1	11	0	Total	22	47	2.1	11	0	61	0	112.6	
						J.Jones	1	10	10.0	10	0	0	61	10																
						J.Franklin	1	7	7.0	7	0	0	61	7																
						E.Lacy	1	5	5.0	5	0	0	61	5																
						Total	17	315	18.5	64	1	0	61	64																

Green Bay Packers															Baltimore Ravens															
PUNTING	NO	YDS	AVG	NET	TB	IN20	LG	TD	PUNT RETURNS	NO	YDS	AVG	FC	LG	PUNTING	NO	YDS	AVG	NET	TB	IN20	LG	TD	PUNT RETURNS	NO	YDS	AVG	FC	LG	TD
T.Masthay	6	329	54.8	41.8	2	0	61	0	J.Kuhn	1	0	0.0	0	0	J.Kuhn	9	37.9	41.7	31.9	1	2	61	0	J.Doss	1	38	38.0	0	38	0
Total	6	329	54.8	41.8	2	0	61	0	R.Cobb	0	0	0.0	0	0	J.Jones	1	0	0.0	0	0	0	0	0	J.Doss	1	38	38.0	0	38	0

Green Bay Packers															Baltimore Ravens														
FUMBLES	FumLost	Rec	Yds	TD	FF	Rec	Yds	TD	Out	FUMBLES	FumLost	Rec	Yds	TD	FF	Rec	Yds	TD	Out										
A.Rodgers	2	0	0	0	0	0	0	0	0	A.Rodgers	2	1	0	0	0	0	0	0	0										
J.Kuhn	1	0	0	0	0	0	0	0	0	J.Kuhn	1	0	0	0	0	0	0	0	0										
D.Barclay	0	0	0	0	0	0	0	0	0	D.Barclay	0	0	0	0	0	0	0	0	0										
J.Boykin	0	0	1	0	0	0	0	0	0	J.Boykin	0	0	0	0	0	0	0	0	0										
M.Hyde	0	0	0	0	0	0	0	0	0	M.Hyde	0	0	0	0	0	0	0	0	0										
N.Petry	0	0	0	0	0	0	0	0	0	N.Petry	0	0	0	0	0	0	0	0	0										
D.Jones	0	0	0	0	0	0	0	0	0	D.Jones	0	0	0	0	0	0	0	0	0										
Total	3	1	2	0	0	2	1	20	0	Total	3	1	2	0	0	2	1	20	0										

Green Bay Packers															Baltimore Ravens														
TOTAL FIRST DOWNS	By Rushing	By Passing	By Penalty	THIRD-DOWN EFFICIENCY	FOURTH-DOWN EFFICIENCY	TOTAL NET YARDS	Total Offensive Plays	Average gain per offensive play	NET YARDS RUSHING	Total Rushing Plays	Average gain per rushing play	Tackles for a loss-number and yards	NET YARDS PASSING	Times thrown - yards lost att. to pass	Gross yards passing	PASS ATT-COMP-INT	Average gain per pass play	KICKOFFS Number-In EZ-Touchbacks	PUNTS Number and Average										
15	6	9	0	61-35%	0-0%	438	61	6.7	140	47	4.7	4-7	298	3-17	315	32-17-1	8.5	5-4-1	6-54.8										
15	6	9	0	2-14-14%	1-2-50%	360	360	6.7	30	22	3.0	5-12	313	5-29	342	34-17-1	8.0	4-4-3	9-41.7										
2	11	11	0	2-14-14%	1-2-50%	360	360	6.7	30	22	3.0	5-12	313	5-29	342	34-17-1	8.0	4-4-3	9-41.7										

Green Bay Packers															Baltimore Ravens														
FGs - PATs had blocked	Net Punting Average	TOTAL RETURN YARDS (not inc. kickoffs)	No. and Yards Punt Returns	No. and Yards Kickoff Returns	No. and Yards Interception Returns	PENALTIES Number and Yards	FUMBLES Number and Lost	TOUCHDOWNS	Rushing	Passing	EXTRA POINTS Made-Attempts	Kicking Made-Attempts	FIELD GOALS Made-Attempts	RED-ZONE EFFICIENCY	GOAL-TO-GO EFFICIENCY	SAFETIES	FINAL SCORE	TIME OF POSSESSION											
0-0	41.8	68	6-68	1-19	0-0	8-55	3-1	2	47	0	1-1	1-1	4-5	0-4-50%	0-1-33%	19	31:22												
0-0	41.8	68	6-68	1-19	0-0	8-55	3-1	2	47	0	1-1	1-1	4-5	0-4-50%	0-1-33%	19	31:22												

GREEN BAY, Wis. — Aaron Rodgers shuffled around the field to make plays. He jokingly needed a young receiver about his first Lambeau leap. And perhaps even most importantly, he was one of the calming influences this week on a Packers team beset with injuries. Rodgers threw for 260 yards and three touchdown passes, Eddie Lacy ran for another score, and the defense came up clutch in a grinding, 31-13 win Sunday over the Cleveland Browns.

Rodgers finished 25 for 36 in methodically carving up Cleveland (3-4) despite already being without two of his top targets in injured receivers James Jones and Randall Cobb.

Then tight end Jermichael Finley left on a stretcher with about 10 minutes to go with a neck injury after a hit by Browns safety Tashaun Gipson on a 10-yard gain. The team later said Finley had movement and feeling in his extremities.

The Packers pressed on during a rainy night. Coach Mike McCarthy praised Rodgers and the team's other veterans with helping young players called upon to fill the holes at receiver and linebacker.

They came through, starting with receiver Jarrett Boykin. Making his first start with Jones and Cobb out, Boykin finished with eight catches for 103 yards and his first career touchdown.

Green Bay (4-2) won his third straight and took over first place in the NFC North. Lacy finished with 82 yards, while Finley had a 10-yard touchdown catch in the first quarter before leaving with the injury.

The defense took care of the rest against a struggling Brandon Weeden, recording three sacks of the Browns quarterback in spite of being without starting outside linebackers Clay Matthews and Nick Perry.

Still the Browns had hope late. Cleveland thought it caught a huge break after recovering an onside kick, only for the play to be erased by an onside penalty.

The Packers got the ball back, and Rodgers found Boykin for the touchdown. The second-year pro out of Virginia Tech had two Browns closing in before leaping at about the 1 to stretch the ball out over the goal line and bring the lead back to 18.

OFFICIALS — Referee: Jeff Triplette (42); Umpire: Butch Hannah (40); Head Linesman: Phil McKininely (110); Line Judge: Jeff Bergman (32); Side Judge: David Wyan (16); Field Judge: Barry Anderson (20); Back Judge: Steve Freeman (133); Replay Official: Al Hynes

STARTING LINEUPS

Cleveland Browns

Offense
 WR 12 J.Gordon
 RE 92 D.Bryant
 TE 82 G.Barridge
 LE 73 J.Thomas
 OL 77 J.Greco
 ILB 53 C.Robertson
 ILB 55 A.Mack
 ILB 52 D.Jackson
 RB 66 S.Lauvaot
 RB 72 M.Schwartz
 RB 84 J.Cameron
 WR 18 G.Little
 WR 39 T.Gipson
 QB 23 B.Weeden
 RB 26 W.McGahee
 SS 43 T.Ward

Defense
 WR 87 J.Nelson
 DE 90 B.Raji
 NT 81 A.Quarless
 DE 79 R.Pickett
 LT 69 D.Bakhtiani
 RDE 97 J.Jolly
 LG 71 J.Sitton
 LOLB 55 A.Mulumba
 C 62 E.Dietrich-Smith
 MLB 50 A.Hawk
 RB 70 T.Lang
 MLB 57 J.Lattimore
 RT 67 D.Bacslay
 ROLB 51 N.Palmer
 TE 88 J.Finley
 RCB 37 S.Shields
 WR 11 J.Boykin
 WR 12 A.Rodgers
 SS 42 M.Burnett
 RB 27 E.Lacy

GREEN BAY SUBSTITUTIONS — K 2 M.Crosby, P 8 T. Masthay, WR 10 C. Harper, WR 19 M. White, S 22 J. McMillian, RB 23 J. Franklin, CB 25 J. Nixon, FB 30 J. Kuhn, CB 31 D. Hyde, LB 58 S. Barrington, LS 61 B. Goode, G 65 L. Taylor, T 74 M. Newhouse, DE 76 M. Daniels, TE 85 J. Stoneburner, DE 86 B. Bostick, DE 93 J. Boyd, DE 95 D. Jones, DE/LB 96 M. Neal, DE 98 C. Wilson. **DID NOT PLAY** — QB 9 S. Wallace, CB 24 J. Bush. **INACTIVES** — CB 29 C. Hayward, RB 44 J. Starks, LB 52 C. Matthews, LB 53 N. Perry, LB 59 B. Jones, TE 82 R. Taylor, WR 89 J. Jones.

FIELD GOALS (made () & missed)

(46) (44) (26) 52SH
 M.Crosby

1 0 3 3 3 0 4 7 0 0 0 13
 0 0 14 3 0 14 0 0 0 0 0 31
 14

Play Description (Extra Point) (Drive Info)
 12:22 J.Finley 10 yd. pass from A.Rodgers (M.Crosby kick) (4-40, 1:38) 0
 3:44 E.Lacy 1 yd. run (M.Crosby kick) (11-56 5:49) 0
 2 5:11 B.Cundiff 46 yd. Field Goal (12-60 6:25) 3
 2 0:03 M.Crosby 26 yd. Field Goal (14-61 6:58) 3
 3 5:03 B.Cundiff 44 yd. Field Goal (7-20 1:45) 6
 4 8:30 J.Nelson 1 yd. pass from A.Rodgers (M.Crosby kick) (5-69 2:39) 6
 4 6:09 J.Cameron 2 yd. pass from B.Weeden (B.Cundiff kick) (7-20 2:21) 13
 4 3:44 J.Boykin 20 yd. pass from A.Rodgers (M.Crosby kick) (4-54 2:23) 13

CLEVELAND BROWNS DEFENSIVE STATISTICS (official)

UT	A	TEL	TI	Sck	QBH	FF	FR	Int	PD
11	3	1	14	1-2	0	0	0	0-0	0
9	5	0	14	0-0	3	0	0	0-0	0
3	3	0	6	0-0	1	0	0	0-0	1
4	0	0	4	0-0	0	0	0	0-0	0
3	1	0	4	0-0	0	0	0	0-0	0
3	1	0	4	1-4	0	0	0	0-0	0
2	2	0	3	0-0	1	0	0	0-0	0
2	1	0	3	0-0	0	0	0	0-0	0
2	1	2	3	0-0	0	0	0	0-0	0
Totals									

GREEN BAY PACKERS DEFENSIVE STATISTICS (official)

UT	A	TEL	TI	Sck	QBH	FF	FR	Int	PD
11	3	0	2	0-0	2	0	0	0-0	1
9	5	0	4	0-0	2	0	0	0-0	0
3	3	0	2	0-0	0	0	0	0-0	0
4	0	0	2	0-0	0	0	0	0-0	0
3	1	0	1	1-0	2	0	0	0-0	0
3	1	0	1	0-0	0	0	0	0-0	0
3	1	0	4	0-0	0	0	0	0-0	0
2	2	0	4	0-0	1	0	0	0-0	0
2	1	0	3	0-0	0	0	0	0-0	0
2	1	2	3	0-0	0	0	0	0-0	2
Totals									

Cleveland Browns

RUSHING	ATT	YDS	AVG	LG	TD
W.McGahee	11	39	3.5	8	0
B.Weeden	2	20	10.0	11	0
C.Ogbornaya	4	15	3.8	9	0
F.Whittaker	5	11	2.2	7	0
M.Gray	1	-2	-2.0	-2	0
Total	23	83	3.6	11	0

PASSING

ATT	CMP	YDS	SKYVD	TD	LG	IN	RT
A.Rodgers	42	17	149	3/16	1	19	48.6
Total	42	17	149	3/16	1	19	48.6

PASS RECEIVING

NO	YDS	AVG	LG	TD
J.Cameron	7	55	7.9	1
G.Little	4	49	12.3	1
J.Gordon	2	21	10.5	0
F.Whittaker	2	13	6.5	0
D.Bess	2	11	5.5	0
Total	17	149	8.8	1

INTERCEPTIONS

NO	YDS	AVG	LG	TD
D.House	1	11	11.0	0
Total	1	11	11.0	0

PUNTING

NO	YDS	AVG	NET	TB	IN20	LG
S.Lanning	3	133	44.3	31.7	1	56
Total	3	133	44.3	31.7	1	56

PUNT RETURNS

NO	YDS	AVG	FC	LG	TD
D.Bess	1	0	0.0	0	0
T.Benjamin	0	0	0.0	0	0
(out of bounds)	1	0	0.0	0	0
Returns	1	0	0.0	0	0

KICK RETURNS

NO	YDS	AVG	FC	LG	TD
F.Whittaker	3	103	34.3	56	0
J.Kuhn	1	86	86.0	86	0
T.Benjamin	2	0	0.0	0	0
(t'back)	4	189	47.3	86	0
Returns	10	278	27.8	86	0

FUMBLER

Fum	Lost	Rec	Yds	TD	FF	Rec	Yds	TD	Bds
Q.Groves	0	0	0	0	1	0	0	0	0
Total	0	0	0	0	1	0	0	0	0

Green Bay Packers

RUSHING	ATT	YDS	AVG	LG	TD
E.Lacy	22	82	3.7	13	1
A.Rodgers	4	12	3.0	5	0
J.Franklin	2	6	3.0	4	0
J.Kuhn	1	4	4.0	4	0
Total	29	104	3.6	13	1

PASSING

ATT	CMP	YDS	SKYVD	TD	LG	IN	RT
A.Rodgers	36	25	260	1/7	3	39	0 117.8
Total	36	25	260	1/7	3	39	0 117.8

PASS RECEIVING

NO	YDS	AVG	LG	TD
J.Boykin	8	103	12.9	39
J.Finley	5	72	14.4	26
J.Nelson	5	42	8.4	17
E.Lacy	5	26	5.2	7
M.White	1	9	9.0	9
J.Kuhn	1	8	8.0	8
Total	25	260	10.4	3

INTERCEPTIONS

NO	YDS	AVG	LG	TD
D.House	1	11	11.0	0
Total	1	11	11.0	0

PUNTING

NO	YDS	AVG	NET	TB	IN20	LG
T.Masthay	3	90	30.0	30.0	0	1
Total	3	90	30.0	30.0	0	1

PUNT RETURNS

NO	YDS	AVG	FC	LG	TD
M.Hyde	1	18	18.0	1	0
(t'back)	1	0	0.0	0	0
Returns	2	18	18.0	1	0

KICK RETURNS

NO	YDS	AVG	FC	LG	TD
J.Franklin	1	26	26.0	0	0
J.Kuhn	1	19	19.0	0	0
(t'back)	1	0	0.0	0	0
Returns	3	45	22.5	0	0

FUMBLER

Fum	Lost	Rec	Yds	TD	FF	Rec	Yds	TD	Bds
M.Hyde	1	0	1	0	0	0	0	0	0
Total	1	0	1	0	0	0	0	0	0

TOTAL FIRST DOWNS 17

By Rushing 7
 By Passing 9
 By Penalty 3

THIRD-DOWN EFFICIENCY 7-18-39%
FOURTH-DOWN EFFICIENCY 2-5-40%

TOTAL NET YARDS 216

Total Offensive Plays 68
 Average gain per offensive play 3.2

NET YARDS RUSHING 104

Total Rushing Plays 23
 Average gain per rushing play 3.6

Tackles for a loss-number and yards 2-6
NET YARDS PASSING 133

Times thrown - yards lost att. to pass 3-16
 Gross yards passing 149

PASS ATT-COMP-INT 42-17-1

Average gain per pass play 3.0

KICKOFFS Number-In EZ-Touchbacks 4-2-1

PUNTS Number and Average 3-44.3

Had Blocked 0

Visitor 26
Browns 17
Home 5

FGs - PATs had blocked 0-0
Net Punting Average 31.7
TOTAL RETURN YARDS (not inc. kickoffs) 29

No. and Yards Punt Returns 1-18
 No. and Yards Kickoff Returns 4-189

No. and Yards Interception Returns 0-0
PENALTIES Number and Yards 12-106

FUMBLE Number and Lost 1-0
TOUCHDOWNS 4
 Rushing 0
 Passing 1
EXTRA POINTS Made-Attempts 1-1
 Kicking Made-Attempts 1-1

FIELD GOALS Made-Attempts 2-2
RED-ZONE EFFICIENCY 1-2-50%
GOAL-TO-GO EFFICIENCY 1-2-50%
SAFETIES 0
FINAL SCORE 31-13
TIME OF POSSESSION 26:40

CHICAGO 27, GREEN BAY 20

Attendance: 76,122. Time: 3:01. Weather: 49° F. Humidity: 77 percent. Wind: S 14 mph

GAME 8

GREEN BAY, Wis. — Josh McCown, playing in place of the injured Jay Cutler, threw for two touchdowns Monday night as the Bears won 27-20 and ended a six-game skid to their NFC North rivals. The loss snapped Green Bay's four-game winning streak, but the far larger concern is the health of Aaron Rodgers, who hurt his left (non-throwing) shoulder when he was sacked on the first series by Shea McClellin.

Rodgers took a few warm-up throws with backup Seneca Wallace but, after being examined by medical staff, ran into the Green Bay locker room. He wasn't seen again until midway through the third quarter, when he came back onto the field in passes.

Alston Jeffery had five catches for 60 yards, including a 6-yard grab for the go-ahead touchdown at the end of the third quarter. Brandon Marshall, largely shut down in two games against Green Bay last year, had seven catches for 107 yards and a score. Matt Forte ran for 125 yards and a TD, and also had 54 yards receiving for the Bears, who pulled into a three-way tie for first in the NFC North with Green Bay and Detroit. All are 5-3.

The loss spoiled another big night by Green Bay rookie Eddie Lacy, who ran for 150 yards and a touchdown. With the 2011 NFL MVP almost as durable as predecessor Brett Favre -- Rodgers hasn't missed a game due to injury since Dec. 19, 2010 -- the backup quarterback has been little more than an afterthought in Green Bay.

But as the Bears know all too well, insurance policies are worth every penny when you need them.

After a series of forgettable backups under Lovie Smith -- Caleb Hanie or Jonathan Quinn, anyone? -- the Bears signed McCown when Cutler was hurt two years ago. He played well enough then to stick around, and his familiarity with his receivers and coach Marc Trestman's system was evident. McCown may not have been dazzling, going 22 for 41 for 272 yards. But he mixed his passes effectively to Marshall, Jeffery and Forte, and Forte ran roughshod on the Green Bay defense.

Wallace hadn't played a game since the 2011 season finale, and the rust was evident. He was intercepted on his very first series by Julius Peppers and was sacked twice, once by Peppers and once by McClellin. The Packers had a second-and-goal from the Bears 5 late in the third quarter and were forced to settle for Mason Crosby's 23-yard field goal after Wallace overthrew James Jones and Andrew Quarless. Green Bay would get no further than the Bears' 39 the rest of the game.

OFFICIALS — Referee: Walt Anderson (66); Umpire: Jeff Rice (44); Head Linesman: Steve Stelljes (22); Line Judge: Byron Boston (18); Side Judge: Michael Banks (72); Field Judge: Buddy Horton (82); Back Judge: Billy Smith (2); Replay Official: Mike Wimmer

STARTING LINEUPS

Chicago Bears		Green Bay Packers	
Offense	Defense	Offense	Defense
WR 15 B.Marshall	LE 99 S.McClellin	WR 87 J.Nelson	LDE 90 B.Raji
TE 88 D.Rosario	DT 92 C.Wootton	WR 11 J.Boykin	NT 79 R.Pickett
LT 74 J.Rushrod	NT 98 S.Paea	LT 69 D.Bakhtiari	LOLB 96 M.Neat
LG 68 M.Slauson	RE 90 J.Peppers	LG 71 J.Sitton	BLB 50 A.Hawk
C 63 R.Garza	MLB 57 J.Bosic	C 62 E.Dietrich-Smith	MLB 55 B.Jones
RG 75 K.Long	SLB 50 Ja.Anderson	RG 70 T.Lang	ROLB 59 A.Mulumba
RT 87 J.Mills	LCB 26 T.Jennings	RT 67 D.Barclay	LCB 38 T.Williams
TE 83 M.Bennett	RCB 33 A.Quarless	TE 81 A.Quarless	RCB 37 S.Shields
WR 17 A.Jeffery	SS 21 M.Wright	WR 89 J.Jones	SS 42 M.Burnett
WR 12 J.McCown	FB 47 C.Conte	QB 12 A.Rodgers	FS 43 D.Jennings
QB 12 J.McCown	CB 31 L.Frey	RB 27 E.Lacy	CB 31 D.House

GREEN BAY SUBSTITUTIONS — K 2 M.Crosby, P 8 T.Mashay, QB 9 S.Wallace, WR 19 M.White, S 22 J.McMillian, RB 23 J.Franklin, CB 24 J.Bush, CB 29 C.Hayward, FB 30 J.Kim, S 32 C.Banjo, CB 33 M.Hyde, RB 44 J.Starks, LB 51 N.Palmer, LB 57 J.Lattimore, LB 58 S.Barrington, LS 61 B.Goode, G 65 L.Taylor, T 74 M.Newhouse, DE 76 M.Daniels, TE 82 R.Taylor, TE 85 J.Stoneburner, TE 86 B.Bostick, DE 95 D.Jones, DT 97 J.Jolly. **INACTIVES** — WR 10 C.Harper, CB 25 J.Nixon, LB 52 C.Matthews, LB 53 N.Perry, TE 88 J.Friley, DE 93 J.Boyd, DE 98 C.Wilson.

FIELD GOALS (made / & missed)

Chicago Bears	1	7	10	0	0	0	0	0	0	0	0	0
Green Bay Packers	1	10	10	0	10	0	0	0	0	0	0	0

Team	Qtr	Time	Play Description (Extra Point) (Drive Info)	Home	Visitor
Packers	1	12:24	M.Crosby 30 yd. Field Goal (8:58, 2:36)	0	3
Bears	1	9:48	B.Marshall 23 yd. pass from J.McCown (R.Gould kick) (8:71, 2:36)	7	0
Packers	1	3:38	J.Starks 32 yd. run (M.Crosby kick) (1:32, 0:07)	7	10
Bears	2	9:26	M.Forte 1 yd. run (R.Gould kick) (6:50, 3:36)	14	10
Bears	2	0:00	R.Gould 24 yd. Field Goal (12:33, 4:16)	17	17
Packers	3	13:04	E.Lacy 1 yd. run (M.Crosby kick) (2:57, 0:53)	17	17
Packers	3	8:45	M.Crosby 23 yd. Field Goal (10:46, 4:19)	17	20
Bears	3	2:41	A.Jeffery 6 yd. pass from J.McCown (R.Gould kick) (7:47, 2:38)	24	24
Bears	4	0:50	R.Gould 27 yd. Field Goal (18:50, 8:58)	27	20

GREEN BAY DEFENSIVE STATISTICS (Official)

UT	A	TFL	IT	Sck	QBH	FF	FR	Int	PD
M.Burnett	7	4	1	11	0	0	0	0	0
A.Hawk	8	2	0	10	0	0	0	0	0
C.Hayward	7	2	0	9	0	0	0	0	0
N.Palmer	6	1	7	0	0	0	0	0	0
T.Williams	4	2	0	6	0	0	0	0	0
M.Neat	3	3	0	6	0	2	0	0	0
M.Jennings	5	0	0	5	0	0	0	0	0
R.Pickett	3	1	0	4	0	0	0	0	0
S.Shields	3	1	0	4	0	0	0	0	0
B.Jones	2	2	0	4	0	1	0	0	0
J.Lattimore	3	0	0	3	0	0	0	0	0

Chicago Bears

RUSHING	ATT	YDS	AVG	LG	TD
M.Forte	24	125	5.2	17	1
M.Bush	7	25	3.6	9	0
J.McCown	1	20	20.0	20	0
A.Jeffery	1	1	1.0	1	0
Total	33	171	5.2	20	1

PASSING	ATT	CMP	YDS	SK/YD	TD	LG	INT	RT
J.McCown	41	22	272	1/1	2	33	0	90.7
Total	41	22	272	1/1	2	33	0	90.7

PASS RECEIVING	NO	YDS	AVG	LG	TD
B.Marshall	7	107	15.3	23†	1
A.Jeffery	5	60	12.0	16	0
M.Forte	5	54	10.8	33	0
J.Bennett	4	36	9.0	27	0
M.Bush	1	15	15.0	15	0
Total	22	272	12.4	33	2

INTERCEPTIONS	NO	YDS	AVG	LG	TD
J.Peppers	1	14	14.0	14	0
Total	1	14	14.0	14	0

PUNTING	NO	YDS	AVG	NET	TB	IN20	LG
A.Podlesh	5	210	42.0	33.0	0	2	45
(blocked)	1	0	0.0	0	0	0	0
Total	6	210	35.0	33.0	0	2	45

PUNT RETURNS	NO	YDS	AVG	FC	LG	TD
D.Hester	1	23	23.0	2	23	0
(downed)	1	0	0.0	0	0	0
(out of bounds)	2	0	0.0	0	0	0
Returns	1	23	23.0	2	23	0

KICK RETURNS	NO	YDS	AVG	FC	LG	TD
D.Hester	4	90	22.5	0	29	0
Returns	4	90	22.5	0	29	0

FUMBLES	FumLost	Rec Yds	TD	FF Rec	Yds	TDBds	Out
C.Conte	0	0	0	1	0	0	0
C.Tillman	0	0	0	1	0	0	0
Total	0	0	0	2	0	0	0

Green Bay Packers

RUSHING	ATT	YDS	AVG	LG	TD
E.Lacy	22	150	6.8	56	1
J.Starks	6	40	6.7	32†	1
A.Rodgers	1	9	9.0	9	0
Total	29	199	6.9	56	2

PASSING	ATT	CMP	YDS	SK/YD	TD	LG	INT	RT
S.Wallace	19	11	114	4/25	0	17	1	53.4
A.Rodgers	2	1	27	1/3	0	27	0	95.8
Total	21	12	141	5/28	0	27	1	57.8

PASS RECEIVING	NO	YDS	AVG	LG	TD
A.Quarless	5	34	6.8	12	0
J.Nelson	4	67	16.8	27	0
M.Forte	1	17	17.0	17	0
J.Boykin	1	15	15.0	15	0
M.White	1	8	8.0	8	0
Total	12	141	11.8	27	0

INTERCEPTIONS	NO	YDS	AVG	LG	TD
Total	0	0	0.0	0	0

PUNTING	NO	YDS	AVG	NET	TB	IN20	LG
T.Mashay	6	250	41.7	37.8	0	4	52
Total	6	250	41.7	37.8	0	4	52

PUNT RETURNS	NO	YDS	AVG	FC	LG	TD
M.Hyde	2	12	6.0	2	12	0
(downed)	1	0	0.0	0	0	0
Returns	2	12	6.0	2	12	0

KICK RETURNS	NO	YDS	AVG	FC	LG	TD
M.Hyde	2	50	25.0	0	31	0
C.Banjo	1	12	12.0	0	12	0
(fback)	2	0	0.0	0	0	0
Returns	3	62	20.7	0	31	0

FUMBLES	FumLost	Rec Yds	TD	FF Rec	Yds	TDBds	Out
J.Jones	1	0	0	0	0	0	0
J.Starks	1	0	0	0	0	0	0
Total	2	0	0	0	0	0	0

Visitor Bears

TOTAL FIRST DOWNS	By Rushing	By Passing	By Penalty
25	10	9	6
17	15	2	0

THIRD-DOWN EFFICIENCY	FOURTH-DOWN EFFICIENCY	TOTAL NET YARDS	Total Offensive Plays	Average gain per offensive play	NET YARDS RUSHING	Total Rushing Plays	Average gain per rushing play
6-14-43%	1-1-100%	442	55	7.5	171	199	33
1-1-100%	0-0-0%	312	55	5.7	33	29	5.2

TACKLES for a loss-number and yards	NET YARDS PASSING	Times thrown - yards lost att. to pass	Gross yards passing	PASS ATT-COMP-INT	Average gain per pass play	KICKOFFS Number-In EZ-Touchbacks	PUNTS Number and Average
2-3	271	1-1	272	41-22-0	6.5	5-4-2	6-35.0
3-5	113	5-28	141	21-12-1	4.3	6-41.7	6-41.7

FGs - PATs had blocked	Net Punting Average	TOTAL RETURN YARDS (not inc. kickoffs)	No. and Yards Punt Returns	No. and Yards Kickoff Returns	No. and Yards Interception Returns	PENALTIES Number and Yards	FUMBLES Number and Lost	TOUCHDOWNS
0-0	33.0	37	1-23	1-23	1-14	4-45	0-0	2
0-0	37.8	12	2-12	3-62	0-0	2-2	3	2

EXTRA POINTS Made-Attempts	Kicking Made-Attempts	FIELD GOALS Made-Attempts	RED-ZONE EFFICIENCY	GOAL-TO-GO EFFICIENCY	SAFETIES	FINAL SCORE	TIME OF POSSESSION
3-3	3-3	2-2	2-4	2-3	0	27	33:09
2-2	2-2	2-2	1-3	1-3	0	26:51	26:51

GREEN BAY, Wis. -- A week after tying the NFL record by passing for seven touchdowns, Nick Foles connected for three long scores and Philadelphia pulled away for a 27-13 victory Sunday over the injury-ravaged Green Bay Packers.

Philadelphia's 17-point third quarter handed Green Bay its first back-to-back home losses since 2008. Aaron Rodgers' first season as the starter, it was the worst home loss for the Packers since falling 38-10 to the New York Jets on Dec. 3, 2006.

The Eagles improved to 5-5, with all of their victories coming away from Philly. They won a test of attrition at Lambeau Field on Sunday. The undermanned Packers (5-4) played most of the day with third-string quarterback Scott Tolzien. Rodgers is out with a left collarbone injury, and backup Seneca Wallace left after the first series with a groin injury.

Tolzien played well considering he just was signed off the practice squad this week. He finished 24 of 39 for 280 yards with a touchdown and two interceptions.

Foles finished 12 for 18 for 228 yards and the three scores - a 55-yarder to DeSean Jackson and touchdowns of 45 and 32 yards to Riley Cooper. Foles still hasn't thrown an interception this season.

LeSean McCoy finished with 155 yards on 25 carries, the second straight week that Green Bay's run defense had allowed a 100-yard rusher. McCoy softened the Packers with runs of 9 and 25 yards on the Eagles' first series of the second half before Foles found Cooper for the 45-yard score and a 17-3 lead.

The strong-armed Foles exposed Green Bay's secondary in the second half. Cooper was wide open on both of his scores, rolling over the goal line on his 45-yarder after being untouched on the ground, then working his way free toward the left sideline after Morgan Burnett slipped for the 32-yard score to make it 27-10 with 10 seconds left in the third quarter.

Whether it's Lambeau or Oakland Coliseum, the Eagles succeeded on the road (5-1). The only blemish was a 52-20 loss in Denver. They're still squarely in the race in the mediocre NFC East.

Tolzien, who played college ball at Wisconsin, seemed at ease. He zipped a 22-yard pass to Brandon Bostick with 3:22 left in the third quarter to cut the Eagles' lead to 20-10. The Eagles answered on their next drive with the second of Cooper's two scoring catches. Tolzien's biggest mistake came early in the second quarter, when he marched the Packers from their own 18-yard line into the red zone, only to be intercepted by Brandon Boykin in the end zone on an underthrown ball to Jordy Nelson. At the time, the Eagles only were leading 7-0.

OFFICIALS — Referee: Mike Carey (94); Umpire: Chad Brown (31); Head Linesman: Mark Baltz (26); Line Judge: Tim Podrazz (47); Side Judge: Doug Rosenbaum (67); Field Judge: Mike Weir (50); Back Judge: Billy Smith (2); Replay Official: Dale Hamer

STARTING LINEUPS

Philadelphia Eagles		Green Bay Packers	
Offense	Defense	Offense	Defense
WR 14 R.Cooper	LDE 12 C.Thornton	WR 87 J.Nelson	LDE 90 B.Raji
LT 71 J.Peters	NT 96 B.Logan	LT 69 D.Bakhtiari	NT 79 R.Pickett
LG 69 E.Matthis	RDE 91 F.Cox	LG 71 J.Sitton	LOLB 96 M.Neal
C 62 J.Kelce	LOB 98 C.Barwin	C 62 E.Dietrich-Smith	BLB 50 A.Hawk
RG 79 T.Herremans	ILB 59 D.Ryans	RB 70 T.Lang	MLB 59 B.Jones
RT 65 L.Johnson	ILB 95 M.Kendricks	RT 67 D.Barclay	ROLB 52 C.Matthews
TE 87 B.Calek	ROLB 58 T.Gole	WR 11 J.Boykin	LCB 38 T.Williams
WR 81 J.Avant	LCB 21 R.Carmichael	WR 89 J.Jones	RCB 37 S.Shields
WR 10 D.Jackson	RCB 26 C.Williams	QB 9 S.Wallace	SS 42 M.Burnett
QB 9 N.Foles	SS 29 M.Allen	RB 27 E.Lacy	FS 43 M.Jennings
RB 25 L.McCoy	FS 28 E.Woif	CB 29 C.Hayward	JC 29 J.Kuhn

GREEN BAY SUBSTITUTIONS — K 2 M.Crosby, P 8 T. Masthay, QB 16 S. Tolzien, WR 19 M.White, S 22 J.McMillian, RB 23 J.Franklin, CB 24 J.Bush, CB 31 D.House, S 32 C.Banjo, LB 53 M.Hyde, RB 44 J.Starks, LB 51 N.Palmer, LB 57 J.Lattimore, LB 61 B.Goode, G 65 L.Taylor, T 74 M.Neuhaus, DE 76 M.Daniels, TE 81 A.Ouarless, TE 82 R.Taylor, TE 86 B.Bostick, DE 95 D.Jones, DT 97 J.Jolly. **INACTIVES** — WR 10 C.Charger, QB 12 A.Rodgers, CB 25 J.Nixon, LB 55 A.Mulumba, T 78 D.Sherrod, DE 93 J.Boyd, DE 98 C.Wilson.

FIELD GOALS (made / & missed)

Team	39WLT (25) (41)	53RU 42WR (26) (35)	OT	Total
Philadelphia Eagles	1 / 7	3 / 7	4	27
Green Bay Packers	0 / 3	0 / 3	3	13

Qtr. Time

Team	1	2	3	4	OT	Total
Eagles	5:15	11:21	11:21	11:21	0:00	39:18
Packers	5:15	11:21	11:21	11:21	0:00	39:18

PLAY DESCRIPTION (Extra Point) (Drive Info)

Team	Qtr.	Time	Play	Yds	From	To	Result
Eagles	1	1:16	A.Henry 35 yd. pass from M.Foles (A.Henry kick) (2:57, 0:25)	35	A.Henry	M.Foles	TD
Eagles	2	0:02	M.Crosby 26 yd. Field Goal (9:27, 1:34)	26	M.Crosby	Field Goal	FG
Eagles	3	11:21	R.Cooper 43 yd. pass from N.Foles (A.Henry kick) (3:54, 0:51)	43	R.Cooper	N.Foles	TD
Eagles	3	7:28	A.Henry 47 yd. Field Goal (5:21, 1:59)	47	A.Henry	Field Goal	FG
Eagles	3	3:22	B.Bostick 22 yd. pass from S.Tolzien (M.Crosby kick) (7:46, 4:06)	22	B.Bostick	S.Tolzien	TD
Eagles	3	0:10	R.Cooper 32 yd. pass from N.Foles (A.Henry kick) (7:40, 3:12)	32	R.Cooper	N.Foles	TD
Eagles	4	12:19	M.Crosby 35 yd. Field Goal (8:54, 2:51)	35	M.Crosby	Field Goal	FG

GREEN BAY DEFENSIVE STATISTICS (official)

UT	A	TEL	TT	SK	QBH	FF	FR	INT	PD
A.Hawk	8	2	10	0-0	0	0	0	0	0-0
S.Shields	7	0	0	0-0	0	0	0	0	0-0
B.Jones	6	1	0	0-0	0	0	0	0	0-0
T.Williams	6	1	7	0-5	1	1	0	0	0-0
M.Jennings	5	0	0	0-0	0	0	0	0	0-0
M.Burnett	3	1	0	0-0	0	0	0	0	0-0
D.Jones	3	1	2	4-8	2	0	0	0	0-0
M.Daniels	1	3	1	4-5	2	0	0	0	0-0
M.Neal	3	0	0	3-0	0	0	0	0	0-0

Philadelphia Eagles

RUSHING	ATT	YDS	AVG	LG	TD			
L.McCoy	25	155	6.2	30	0			
N.Foles	8	38	4.8	16	0			
B.Brown	4	11	2.8	8	0			
Total	37	204	5.5	30	0			
PASSING	ATT	CMP	YDS	SKYD	TD	LG	INT	RT
N.Foles	18	12	228	3/17	3	55†	0	149.3
Total	18	12	228	3/17	3	55†	0	149.3
PASS RECEIVING	NO	YDS	AVG	LG	TD			
D.Jackson	4	80	20.0	55†	1			
R.Cooper	3	102	34.0	45†	2			
J.Avant	2	25	12.5	23	0			
J.Casey	1	8	8.0	7	0			
B.Calek	1	7	7.0	7	0			
L.McCoy	1	6	6.0	6	0			
Total	12	228	19.0	55†	3			
INTERCEPTIONS	NO	YDS	AVG	LG	TD			
B.Boykin	1	76	76.0	76	0			
D.Ryans	1	10	10.0	10	0			
Total	2	86	43.0	76	0			
PUNTING	NO	YDS	NET	TB	IN20	LG	TD	
D.Jones	2	77	38.5	37.5	0	1	43	
Total	2	77	38.5	37.5	0	1	43	
PUNT RETURNS	NO	YDS	AVG	FC	LG	TD		
D.Jackson	0	0	0.0	0	0	0		
(downed)	1	0	0.0	0	0	0		
Returns	0	0	0.0	1	0	0		
Total	1	0	0.0	1	0	0		
KICK RETURNS	NO	YDS	AVG	FC	LG	TD		
J.Casey	1	10	10.0	0	10	0		
B.Graham	1	0	0.0	0	0	0		
(back)	2	0	0.0	0	0	0		
Returns	2	10	5.0	0	10	0		
Total	4	69	17.3	0	27	0		
FUMBLES	Fum	Lost	Rec	Yds	TD	FF	Opp	Out
N.Foles	1	0	0	0	0	0	0	0
N.Allen	0	0	0	0	0	0	0	0
Total	1	0	0	0	0	0	0	0

Green Bay Packers

RUSHING	ATT	YDS	AVG	LG	TD			
E.Lacy	24	73	3.0	11	0			
S.Tolzien	1	19	19.0	19	0			
J.Starks	4	5	1.3	3	0			
J.Kuhn	1	2	2.0	2	0			
Total	30	99	3.3	19	0			
PASSING	ATT	CMP	YDS	SKYD	TD	LG	INT	RT
S.Tolzien	39	24	280	1/8	1	36	2	70.5
S.Wallace	5	5	25	0/0	0	13	0	87.5
Total	44	29	305	1/8	1	36	2	74.5
PASS RECEIVING	NO	YDS	AVG	LG	TD			
J.Boykin	8	112	14.0	36	0			
J.Nelson	6	56	9.3	30	0			
J.Jones	4	44	11.0	13	0			
B.Bostick	3	42	14.0	22†	1			
E.Lacy	2	11	5.5	13	0			
J.Kuhn	2	10	5.0	6	0			
J.Starks	1	9	9.0	9	0			
M.White	1	9	9.0	9	0			
A.Ouarless	1	8	8.0	8	0			
R.Taylor	1	4	4.0	4	0			
Total	29	305	10.5	36	1			
INTERCEPTIONS	NO	YDS	AVG	LG	TD			
Total	0	0	0.0	0	0			
PUNTING	NO	YDS	AVG	NET	TB	IN20	LG	TD
T.Masthay	2	96	48.0	48.0	0	1	51	
Total	2	96	48.0	48.0	0	1	51	
PUNT RETURNS	NO	YDS	AVG	FC	LG	TD		
M.Hyde	1	2	2.0	0	2	0		
(downed)	1	0	0.0	0	0	0		
Returns	1	2	2.0	0	2	0		
Total	2	2	1.0	0	2	0		
KICK RETURNS	NO	YDS	AVG	FC	LG	TD		
M.Hyde	4	69	17.3	0	27	0		
(back)	2	0	0.0	0	0	0		
Returns	4	69	17.3	0	27	0		
Total	6	69	11.5	0	27	0		
FUMBLES	Fum	Lost	Rec	Yds	TD	FF	Opp	Out
R.Taylor	1	0	0	0	0	0	0	0
T.Williams	0	0	0	0	0	1	0	0
Total	1	0	0	0	0	1	0	0

Philadelphia Eagles

TOTAL FIRST DOWNS	By Rushing	By Passing	By Penalty	THIRD-DOWN EFFICIENCY	FOURTH-DOWN EFFICIENCY	TOTAL NET YARDS	Total Offensive Plays	Average gain per offensive play	NET YARDS RUSHING	Total Rushing Plays	Average gain per rushing play	Tackles for a loss-number and yards	NET YARDS PASSING	Times thrown - yards lost att. to pass	Gross yards passing	PASS ATT-COMP-INT	Average gain per pass play	KICKOFFS Number-In EZ-Touchbacks	PUNTS Number and Average	Head Blocked
23	19	3	1	4-11-36%	0-0-0%	415	58	7.2	204	37	5.5	4-10	211	3-17	228	18-12-0	10.0	6-3-2	2-38.5	0

Green Bay Packers

TOTAL RETURN YARDS (not inc. kickoffs)	No. and Yards Punt Returns	No. and Yards Kickoff Returns	Penalties Number and Yards	Fumbles Number and Lost	TOUCHDOWNS	Rushing	Passing	EXTRA POINTS Made-Attempts	Kicking Made-Attempts	FIELD GOALS Made-Attempts	RED-ZONE EFFICIENCY	GOAL-TO-GO EFFICIENCY	SAFETIES	FINAL SCORE	TIME OF POSSESSION
37.5	0-0	2-10	5-65	1-1	1	0	3	3-3	3-3	2-4	0-4-0%	0-1-0%	0	27	34:24

EAST RUTHERFORD, N.J. -- The New York Giants are not only back in the playoff hunt with a four-game winning streak, they are calling the plays that get them those wins.

That is exactly what Jason Pierre-Paul did against the Green Bay Packers on Sunday. With the Giants clinging to a 20-13 lead early in the fourth quarter and the Packers about to start a series at their own 30, Pierre-Paul said in the huddle he was going to pick a pass and score. Pierre-Paul had not seen the Packers' formation and he had not been listening to coach Mike McCarthy talk to Scott Tolzien on the sideline. He just knew, and he was right.

Pierre-Paul scored on a spectacular, leaping 24-yard fourth-quarter interception return and the resurgent Giants won 27-13 over the slumping and injury-riddled Packers (5-5).

Elf Manning threw a 26-yard touchdown pass to Rueben Randle, and Brandon Jacobs added a 1-yard run as the Giants handed the Packers their third straight loss, their longest skid since a five-game losing streak near the end of 2008.

The Giants are heading the other way. Their winning streak follows a 0-5 start and it improbably has moved them within 1½ games of first-place Philadelphia (6-5) in the weak NFC East. They are a game behind second-place and idle Dallas (5-5), which will play in New York next Sunday.

The Packers, who got a 4-yard TD run by Eddie Lacy and two field goals by Mason Crosby, including a 57-yarder, fell a game behind Chicago and Detroit in the NFC North.

The Giants never trailed, but they had not put the Packers away until the interception by Pierre-Paul.

New York had the better of the play in the first half, holding the ball for almost 20 minutes. The Giants jumped to a 10-0 lead on Manning's touchdown to Rueben Randle and Josh Brown's 40-yard field goal.

The touchdown reception was Randle's sixth in the last six games, and he set it up with a 32-yard punt return.

A 30-yard pass to Victor Cruz, who had eight catches for 110 yards, and a 5-yard run by Jacobs on a fourth-and-1 at the Packers 36 set up the field goal.

Tolzien threw passes of 25 yards to Jordy Nelson and 45 to James Jones on consecutive plays to set up a 24-yard field goal by Crosby on the next series.

Taking over at the Green Bay 37, with no timeouts, Tolzien hit on two passes, setting up Crosby for a 57-yard field goal on the final play. It was a yard shy of his Packers record and it was the longest kick ever made against the Giants.

Manning finished 25 of 35 for 279 yards and an interception, while Tolzien finished his first NFL start 24 of 34 for 339 yards and three interceptions.

OFFICIALS — Referee: Terry McAulay (77); Umpire: Scott Dawson (70); Head Linesman: Greg Bradley (98); Line Judge: Mark Steinkerchner (84); Back Judge: James Coleman (95); Field Judge: Terry Brown (43); Back Judge: Lee Dyer (27); Replay Official: Earmie Franz

STARTING LINEUPS

Green Bay Packers			New York Giants		
Offense	Defense	Special	Offense	Defense	Special
WR 87 J.Nelson	LDE 90 B.Raji		WR 88 H.Nicks	LDE 91 J.Tuck	
LT 69 D.Bakhtiri	NT 79 R.Pickett		LT 65 W.Beatty	RDT 97 L.Joseph	
LG 71 J.Stilton	RDE 97 J.Jolly		LG 77 K.Boothe	RDT 99 C.Jenkins	
C 62 E.Dietrich-Smith	LOB 96 M.Neal		C 63 J.Cordle	RDE 94 M.Kivranuka	
RG 70 T.Lang	MLB 50 A.Hawk		RG 66 D.Diehl	SLB 55 K.Rivers	
RT 74 M.Newhouse	MLB 59 B.Jones		RT 72 J.Pugh	MLB 52 J.Beason	
TE 81 A.Quartess	ROLB 52 C.Matthews		TE 83 B.Myers	WLB 57 J.Williams	
WR 89 J.Jones	COLB 38 T.Williams		WR 80 V.Cruz	LOB 38 T.McBride	
RB 16 S.Tolzien	RCB 31 D.House		QB 10 E.Manning	RCB 20 P.Amukamara	
QB 27 E.Lacy	SS 42 M.Burnett		TE 86 B.Pascoe	SS 26 A.Rolle	
FB 30 J.Kuhn	FS 43 M.Jennings		RB 35 A.Brown	FS 25 W.Hill	

GREEN BAY SUBSTITUTIONS — K 2 M.Crosby, P 8 T.Mashay, WR 11 J.Boykin, S 22 J.McMillian, RB 23 J.Franklin, CB 24 J.Bush, CB 25 J.Nixon, S 32 C.Banio, CB 33 M.Hyde, RB 44 J.Starks, LB 51 N.Palmer, LB 57 J.Lattimore, LS 61 B.Goode, G 65 L.Taylor, DE 76 M.Daniels, T 78 D.Sherrod, TE 82 R.Taylor, TE 85 J.Stoneburner, TE 86 B.Bostick, DE 93 J.Boyd, DE 95 D.Jones, DE 98 C.Wilson.

DID NOT PLAY — QB 10 M.Flynn, WR 19 M.White. **INACTIVES** — QB 12 A.Rodgers, WR 13 C.Harper, CB 29 C.Hayward, CB 37 S.Shields, LB 53 N.Perry, LB 55 A.Mulumba, T/G 67 D.Barclay.

Team	Qtr	Time	Play Description (Extra Point) (Drive Info)	FIELD GOALS (made () & missed)														
				(24) (57)			(40) (28)			(40) (28)								
VISITOR:	HOME:			A	T	M	S	M	S	M	S	A	T	M	S	M	S	
Green Bay Packers	New York Giants			1	0	0	0	0	0	0	0	2	3	0	0	0	0	13
				0	0	0	0	0	0	0	0	6	6	0	0	0	0	7
				7	3	0	0	0	0	0	0	3	10	7	0	0	0	27
Qtr	Time	Play Description (Extra Point) (Drive Info)	Visitor	Home														
1	5:34	R.Randle 26 yd. pass from E.Manning (J.Brown kick) (5-42, 2:57)	0	7														
2	14:03	J.Brown 40 yd. Field Goal (11-56, 4:56)	0	10														
2	10:21	M.Crosby 24 yd. Field Goal (7-76, 3:42)	0	10														
2	0:00	M.Crosby 57 yd. Field Goal (4-24, 0:43)	0	10														
3	10:06	J.Brown 28 yd. Field Goal (5-40, 2:10)	0	13														
3	0:25	B.Jacobs 1 yd. run (J.Brown kick) (10-63, 6:07)	6	20														
4	12:43	E.Lacy 4 yd. run (M.Crosby kick) (5-83, 2:42)	13	27														
4	10:49	J.Pierre-Paul 24 yd. interception return (J.Brown kick)	13	27														

GREEN BAY DEFENSIVE STATISTICS (official)

UT	A	TFL	IT	Sck	QBH	FF	FR	Int	PD
B.Jones	11	2	13	1-9	0	0	0	0	0
M.Burnett	8	5	0	0	0	0	0	0	0
T.Williams	8	2	8	0-0	0	0	0	0	0
M.Jennings	5	2	1	0	0	0	0	0	0
A.Hawk	5	1	0	6	1-1	0	0	0	0
M.Hyde	5	1	0	6	0-0	0	0	0	0
C.Matthews	2	2	4	1-7	1	0	0	0	2
M.Neal	2	2	1	4	1-6	1	0	0	0
R.Pickett	0	3	0	3	0-0	0	0	0	0
C.Banio	2	0	0	2	0-0	0	0	0	0
Totals	52	24	8	76	4-23	4	0	0	1-10

Green Bay Packers						New York Giants					
RUSHING	ATT	YDS	AVG	LG	TD	RUSHING	ATT	YDS	AVG	LG	TD
E.Lacy	14	27	1.9	5	1	A.Brown	18	66	3.7	12	0
J.Kuhn	1	12	12.0	12	0	B.Jacobs	5	9	1.8	5	1
S.Tolzien	2	11	5.5	7	0	E.Manning	1	3	3.0	3	0
M.Jennings	1	6	6.0	6	0	Total	24	78	3.3	12	1
J.Starks	2	-1	-0.5	0	0	PASSING	ATT	CMP	YDS	SK/YD	TD
Total	20	55	2.8	12	1	E.Manning	35	279	4/23	1	35
PASSING	ATT	CMP	YDS	SK/YD	TD	LG	IN	RT			
S.Tolzien	34	24	339	0/0	0	52	3	65.7			92.4
Total	34	24	339	0/0	0	52	3	65.7			92.4

Green Bay Packers						New York Giants					
PASS RECEIVING	NO	YDS	AVG	LG	TD	PASS RECEIVING	NO	YDS	AVG	LG	TD
J.Nelson	8	117	14.6	29	0	V.Cruz	8	110	13.8	30	0
J.Boykin	6	91	15.2	52	0	H.Nicks	4	50	12.5	35	0
J.Kuhn	3	11	3.7	6	0	R.Randle	3	37	12.3	26†	0
J.Jones	2	55	27.5	45	0	B.Myers	3	32	10.7	15	0
E.Lacy	2	21	10.5	16	0	A.Brown	3	27	9.0	12	0
A.Quartess	2	18	9.0	19	0	J.Nelson	2	21	10.5	13	0
B.Bostick	1	26	26.0	26	0	J.Conner	2	2	1.0	2	0
Total	24	339	14.1	52	0	Total	25	279	11.2	35	1

Green Bay Packers						New York Giants						
INTERCEPTIONS	NO	YDS	AVG	LG	TD	INTERCEPTIONS	NO	YDS	AVG	LG	TD	
T.Williams	1	10	10.0	10	0	J.Pierre-Paul	1	24	24.0	24†	1	
Total	1	10	10.0	10	0	J.Beason	1	9	9.0	9	0	
PUNTING	NO <td>YDS <td>AVG <td>NET <td>TB <td>IN20 <td>NO <td>YDS <td>AVG <td>NET <td>TB <td>IN20 </td></td></td></td></td></td></td></td></td></td></td>	YDS <td>AVG <td>NET <td>TB <td>IN20 <td>NO <td>YDS <td>AVG <td>NET <td>TB <td>IN20 </td></td></td></td></td></td></td></td></td></td>	AVG <td>NET <td>TB <td>IN20 <td>NO <td>YDS <td>AVG <td>NET <td>TB <td>IN20 </td></td></td></td></td></td></td></td></td>	NET <td>TB <td>IN20 <td>NO <td>YDS <td>AVG <td>NET <td>TB <td>IN20 </td></td></td></td></td></td></td></td>	TB <td>IN20 <td>NO <td>YDS <td>AVG <td>NET <td>TB <td>IN20 </td></td></td></td></td></td></td>	IN20 <td>NO <td>YDS <td>AVG <td>NET <td>TB <td>IN20 </td></td></td></td></td></td>	NO <td>YDS <td>AVG <td>NET <td>TB <td>IN20 </td></td></td></td></td>	YDS <td>AVG <td>NET <td>TB <td>IN20 </td></td></td></td>	AVG <td>NET <td>TB <td>IN20 </td></td></td>	NET <td>TB <td>IN20 </td></td>	TB <td>IN20 </td>	IN20
T.Mashay	4	180	45.0	37.0	0	1	5	265	53.0	42.2	1	1
Total	4	180	45.0	37.0	0	1	5	265	53.0	42.2	1	1

Green Bay Packers						New York Giants						
PUNT RETURNS	NO	YDS	AVG	FC	LG	PUNT RETURNS	NO	YDS	AVG	FC	LG	
M.Hyde	3	34	11.3	1	14	0	R.Randle	1	32	32.0	2	
(f'back)	1	0	0.0	0	0	0	(out of bounds)	1	0	0.0	0	
Returns	3	34	11.3	1	14	0	Returns	1	32	32.0	2	
KICK RETURNS <th>NO</th> <th>YDS</th> <th>AVG</th> <th>FC</th> <th>LG</th> <th>TD</th> <th>KICK RETURNS</th> <th>NO</th> <th>YDS</th> <th>AVG</th> <th>FC</th> <th>LG</th>	NO	YDS	AVG	FC	LG	TD	KICK RETURNS	NO	YDS	AVG	FC	LG
M.Hyde	3	69	23.0	0	27	0	M.Cox	2	35	17.5	0	23
(f'back)	3	0	0.0	0	0	0	(f'back)	1	0	0.0	0	
Returns	3	69	23.0	0	27	0	Returns	2	35	17.5	0	

Green Bay Packers						New York Giants						
FUMBLES	FumLost	Rec Yds	TD	FF	Rec	Yds	TD	Bds	Fumbles	FumLost	Rec Yds	TD
Total	0	0	0	0	0	0	0	0	0	0	0	0

Green Bay Packers						New York Giants					
TOTAL FIRST DOWNS	By Rushing	By Passing	By Penalty	THIRD-DOWN EFFICIENCY	FOURTH-DOWN EFFICIENCY	TOTAL NET YARDS	Total Offensive Plays	Average gain per offensive play	NET YARDS RUSHING	Total Rushing Plays	Average gain per rushing play
16	19	3	8	2-8-25%	0-1-0%	394	54	7.3	55	78	2.8
19	3	9	2	4-14-29%	0-2-100%	334	63	5.3	55	24	3.3

Green Bay Packers						New York Giants					
EXTRA POINTS	MADE-ATTEMPTS	KICKING	MADE-ATTEMPTS	FIELD GOALS	MADE-ATTEMPTS	RED-ZONE EFFICIENCY	GOAL-TO-GO EFFICIENCY	SAFETIES	FINAL SCORE	TIME OF POSSESSION	
4-4	4-4	37.0	42.2	2-2	2-2	1-3-33%	0-0-0%	0	13	35:14	

Green Bay Packers						New York Giants					
FGs - PATs had blocked	Net Punting Average	TOTAL RETURN YARDS (not inc. kickoffs)	No. and Yards Punt Returns	No. and Yards Kickoff Returns	No. and Yards Interception Returns	PENALTIES Number and Yards	FUMBLES Number and Lost	TOUCHDOWNS	Rushing	Passing	Interceptions
0-0	37.0	44	3-34	3-69	-1-10	5-38	0-0	3	1	1	0

Green Bay Packers						New York Giants					
EXTRA POINTS	MADE-ATTEMPTS	KICKING	MADE-ATTEMPTS	FIELD GOALS	MADE-ATTEMPTS	RED-ZONE EFFICIENCY	GOAL-TO-GO EFFICIENCY	SAFETIES	FINAL SCORE	TIME OF POSSESSION	
4-4	4-4	37.0	42.2	2-2	2-2	1-3-33%	0-0-0%	0	13	35:14	

Green Bay Packers						New York Giants					
TOTAL RETURN YARDS (not inc. kickoffs)	No. and Yards Punt Returns	No. and Yards Kickoff Returns	No. and Yards Interception Returns	PENALTIES Number and Yards	FUMBLES Number and Lost	TOUCHDOWNS	Rushing	Passing	Interceptions		
44	3-34	3-69	-1-10	5-38	0-0	3	1	1	0		



69 David Bakhtiari, T, Rookie, Colorado

2013 Season: Drafted by the Packers with the first of three fourth-round selections (No. 129 overall) in 2013, he took over at left tackle with the starting offense following a season-ending knee injury to veteran Bryan Bulaga in the team's Family Night scrimmage (Aug. 3)...Has started each of the first 10 games at LT.

▶**at San Francisco 49ers (9/8):** Became the first rookie to start at LT in a season opener for the Packers since Ken Ruettggers in 1985 and was matched regularly against Pro Bowlers LB Aldon Smith and DE Justin Smith for most of the game...Helped protect for an offense that produced four TD drives and 385 yards of offense behind a blocking unit that allowed just two sacks on the afternoon

▶**vs. Washington Redskins (9/15):** Started at LT for an offensive line that helped produce the second-highest total-yardage output (580) in franchise history...Helped neutralize the pass-rush tandem of LBs Ryan Kerrigan and Brian Orakpo, allowing time for QB Aaron Rodgers to complete 34 of 42 attempts for 480 yards and four TDs with no INTs...Also helped to clear running lanes for RB James Starks to gain 132 yards on 20 carries (6.6 avg.), adding a TD of his own...The performance made Rodgers and Starks the first pair of teammates in NFL history to each to surpass the 450-yard passing and 125-yard rushing benchmarks in the same game...Pushed Orakpo past the play on Starks' 32-yard TD run in the third quarter, the longest scoring run by a Packer since Ryan Grant's 47-yarder vs. Oakland on Dec. 11, 2011.

▶**at Cincinnati Bengals (9/22):** Part of a blocking unit that helped produce six scoring drives (three TDs, three FGs) and contributed to another successful day running the ball as the Packers gained 182 yards on 30 carries (6.1 avg.), the highest single-game total for the club since Oct. 25, 2009...Helped rookie RB Johnathan Franklin gain 103 yards on 13 carries (7.9 avg.), the first time the Packers produced back-to-back 100-yard rushers in consecutive games since Weeks 16-17 of the 2007 season...Made a good block to the outside on LB James Harrison on Franklin's 51-yard burst off the left side in the third quarter, the longest run by a Green Bay rookie since Samkon Gado's 64-yard TD vs. Detroit on Dec. 11, 2005.

▶**vs. Detroit Lions (10/6):** Started at LT and helped protect for an offense that produced 449 yards and six scoring drives (five FGs, one TD) during the game...Had a key block on WR Randall Cobb's 67-yard run off of his side in the third quarter, pinning DE Ezekiel Ansah to the inside and creating the lane used by Cobb to break into the second level...Marked the longest run by a Packer since RB Brandon Jackson's 71-yard run at Washington, Oct. 10, 2010...Also had a good pass set against DE Devin Taylor on Rodgers' 83-yard TD pass to WR James Jones later in the third quarter, the Packers' longest completion since Oct. 16, 2011.

▶**at Baltimore Ravens (10/13):** Had a strong outing despite being matched regularly against one of the more impactful defensive players in the NFL, LB Terrell Suggs...Held Suggs out of the sack column and allowed Rodgers time to complete 17 of 32 attempts for 315 yards and a TD...Also part of a run-blocking unit that maintained its momentum, clearing holes for 140 rushing yards on 30 attempts (4.7 avg.)...Made a good second-level block on LB Daryl Smith on the second play of the game, sealing the left side for a cutback run by RB Eddie Lacy that went for a game-long 37 yards, the beginning of an effort that saw Lacy gain 120 yards on 23 carries (5.2 avg.).

▶**vs. Cleveland Browns (10/20):** Started at LT and allowed time for Rodgers to complete 25-of-36 attempts for 260 yards and three TDs with no INTs as the offense put together five scoring drives (four TD, one FG) during the game.

▶**at Minnesota Vikings (10/27):** Had his finest performance to this point in the season, facing noted pass rusher Jared Allen almost exclusively throughout the game and keeping the veteran defender without a tackle on 73 offensive plays...Overcame the challenging conditions presented by the Metrodome as part of an offense that produced 464 yards and seven scoring drives (four TDs, three FGs)...Contributed to a balanced offensive attack that saw Rodgers complete 24 of 29 passes for 285 yards and two TDs, in addition to a ground game that racked up 182 rushing yards on 42

attempts (4.3 avg.).

▶**vs. Chicago Bears (11/4):** Helped block for a rush offense that netted 199 yards and two TDs on 29 attempts (6.9 avg.), including a season-high 150 yards by Lacy.

▶**vs. Philadelphia Eagles (11/10):** Blocked for an offense that produced 396 yards on 75 plays (5.3 avg.) despite another bout with injuries at key positions...The unit lost its starting QB on the first series for the second consecutive week as Seneca Wallace (starting in place of an injured Rodgers) suffered a groin injury on the opening drive and did not return...Wallace was replaced by Scott Tolzien, who went on to complete 25 of 39 attempts for 280 yards and a TD in his NFL debut.

▶**at New York Giants (11/17):** Faced the challenge of matching up against Pro Bowl DE Jason Pierre-Paul for most of the game and was part of a protection unit that did not allow a sack as Tolzien completed 24 of 34 attempts for 339 yards, the most ever by a QB in his first start in franchise history.

32 Chris Banjo, S, Rookie, Southern Methodist

2013 Season: One of three non-drafted rookie free agents to make the opening-day roster out of training camp in 2013, joining G Lane Taylor and LB Andy Mulumba...Has appeared in each of the first 10 games, making one start on defense and also contributing on special teams...Has 10 tackles (eight solo) and a pass defensed on defense and is tied for the team lead with seven tackles on special teams.

▶**at San Francisco 49ers (9/8):** Made his NFL debut, appearing on special teams and also seeing three plays on defense.

▶**vs. Washington Redskins (9/15):** Saw extended action on defense in a rotation with M.D. Jennings and Jerron McMillian, appearing on 27 plays and making two solo tackles...Also played on special teams, but did not record any statistics.

▶**at Cincinnati Bengals (9/22):** With regular starter Morgan Burnett still sidelined by a hamstring injury, was elevated into the starting lineup, opening the game at SS with M.D. Jennings shifting to Burnett's FS post...Saw action on 54 defensive plays and finished with three tackles (two solo).

▶**vs. Detroit Lions (10/6):** Was relegated to special teams duty upon Burnett's return to action...Played on the various coverage teams, but did not record any statistics.

▶**at Baltimore Ravens (10/13):** Was a force on special teams during the game, racking up a team-high three tackles on the coverage units, two as a member of the kickoff team and one on a punt return...Tripped up explosive return-man WR Jacoby Jones on a second-quarter punt for no gain and later stopped him again on a kickoff return, tackling him at the Baltimore 10-yard line in the fourth quarter...Also played 11 snaps on defense and tallied two tackles (one solo).

▶**vs. Cleveland Browns (10/20):** Appeared on 24 defensive plays, coming on in relief of Jennings and finishing with two solo tackles and a pass defensed.

▶**at Minnesota Vikings (10/27):** Saw time on both special teams and also 10 defensive plays, but did not record any statistics.

▶**vs. Chicago Bears (11/4):** Recorded a team-high two tackles on special teams...Also recovered a blocked punt in the first quarter at the Chicago 32-yard line, a kick that was deflected by LB Jamari Lattimore...On the first play of the ensuing possession, RB James Starks scored on a 32-yard TD run to give the Packers a 10-7 lead.

▶**vs. Philadelphia Eagles (11/10):** Played on special teams and saw action on 11 defensive plays, finishing with one solo tackle.

▶**at New York Giants (11/17):** Played on defense and special teams...Continued to be a force on the kickoff coverage unit, accounting for the tackles on both kickoffs that were returned during the game, including a stop of RB Michael Cox at the Giants' 11-yard line in the second quarter.

67 Don Barclay, T/G, 2nd Year, West Virginia

2013 Season: Entered the season as the starter at RT and opened each of the first nine games at the position...Suffered a knee injury in the team's Week 10 contest vs. Philadelphia and was sidelined in Week 11 at the N.Y. Giants, the first game missed due to injury in his career.

▶**at San Francisco 49ers (9/8):** Started at RT and contributed to a protec-

tion unit that yielded just two sacks (none charged to him) and amassed 385 yards of offense and four TD drives in a hostile road environment... Matched mostly against LB Ahmad Brooks, who he limited to just one tackle and kept out of the sack column.

►vs. **Washington Redskins (9/15)**: Started at RT for a unit that protected for one of the most prolific offensive performances in franchise history... The offense amassed 580 total yards on 70 plays (8.3 avg.), the second-highest single-game yardage total in team annals...Helped provide time for Rodgers to complete 34 of 42 passes for a career-high and franchise-record-tying 480 yards and four TDs with no INTs as he became just the second QB in NFL history to have 480-plus yards, four-plus TDs and no INTs in a game...Also helped clear lanes for RB James Starks to rush for 132 yards on 20 carries (6.6 avg.), making him and Rodgers the first pair of teammates in NFL history to surpass the 450-yard passing and 125-yard rushing plateaus in the same game.

►at **Cincinnati Bengals (9/22)**: Started at RT for what was a challenging day up front against a deep and talented Bengals defensive line...Helped block for what was once again a productive running game as the offense netted 182 yards on 30 rushing attempts (6.1 avg.) and produced a 100-yard rusher for the second consecutive week (RB Johnathan Franklin, 103 yards).

►vs. **Detroit Lions (10/6)**: Started at RT on what was an overall productive day for the offense...Part of a protection unit that allowed just one sack during the game and cleared the way for a ground game that rang up 180 yards on 33 attempts (5.5 avg.) and narrowly missed its third consecutive game with a different 100-yard rusher as RB Eddie Lacy finished with 99 yards on 23 attempts (4.3 avg.).

►at **Baltimore Ravens (10/13)**: Matched against noted pass rusher LB Elvis Dumervil for much of the game...Was part of an OL that helped the offense produce another impressive performance that featured 438 total yards, including 140 on 30 rushing attempts (4.7 avg.)...Helped block for rookie RB Eddie Lacy, who became the offense's fourth consecutive 99-plus-yard rusher, carrying 23 times for 120 yards (5.2 avg.).

►vs. **Cleveland Browns (10/20)**: Helped protect for a pass offense that despite injuries at the skill positions, saw Rodgers throw for 260 yards on 25-of-36 passing for three TDs and no INTs while only being sacked once...Helped clear the way for five scoring drives (four TDs, one FG) as the offense produced 357 total yards during the game.

►at **Minnesota Vikings (10/27)**: Part of a dominating offensive performance that saw the Packers roll up 464 total yards on 73 plays (6.4 avg.) and produce seven scoring drives (four TDs, three FGs), with no turnovers and no punts during the game...Consistent protection up front allowed Rodgers time to complete 24 of 29 attempts for 285 yards and two TDs, while only being sacked twice for minus-3 yards...Also helped create holes for a running game that produced 182 yards and two TDs on 42 rushing attempts (4.3 avg.).

►vs. **Chicago Bears (11/4)**: Started at RT, but moved inside to RG in the second half after starter T.J. Lang left the game with a concussion...Relieved Lang at guard and Marshall Newhouse replaced him at RT.

►vs. **Philadelphia Eagles (11/10)**: Started the game at RT...Shifted inside to RG after C Evan Dietrich-Smith departed with a knee injury before halftime, that forced Lang to move from RG to C...Played there until early in the fourth quarter when he suffered a knee injury of his own blocking on a successful 35-yard FG attempt by K Mason Crosby.

►at **New York Giants (11/17)**: Missed the practice week following the knee injury suffered in the Philadelphia game and was inactive on gameday, the first game missed due to injury in his young career.

58 Sam Barrington, LB, Rookie, South Florida

2013 Season: Rookie inside LB who played in seven games, appearing exclusively on special teams...Suffered a significant hamstring injury in the team's Week 9 contest vs. Chicago and was placed on injured reserve, Nov. 5.

►at **San Francisco 49ers (9/8)**: Inactive.

►vs. **Washington Redskins (9/15)**: Made his NFL debut, appearing on special teams and collecting a tackle on the kickoff coverage unit.

►at **Cincinnati Bengals (9/22)** - vs. **Cleveland Browns (10/20)**: Played on special

teams, but did not record any statistics.

►at **Minnesota Vikings (10/27)**: Played on special teams, tallying a pair of tackles on the kickoff coverage unit.

►vs. **Chicago Bears (11/4)**: Played on special teams, but suffered a hamstring injury and did not return.

86 Brandon Bostick, TE, 1st Year, Newberry College

2013 Season: Athletic TE with intriguing upside who made the opening-day roster after spending the 2012 season as a member of the Packers' practice squad...Has seen his role expand following the season-ending injury to starter Jermichael Finley (neck)...For the season, has appeared in seven games and made four catches for 68 yards (17.0 avg.) and a TD, and has been credited with four tackles on special teams.

►at **San Francisco 49ers (9/8)**: Inactive.

►vs. **Washington Redskins (9/15)**: Made his NFL debut in the game on special teams and also briefly on offense, but did not record any statistics.

►at **Cincinnati Bengals (9/22)**: Played on special teams.

►vs. **Detroit Lions (10/6)**: Inactive.

►at **Baltimore Ravens (10/13)**: Played on special teams and was credited with a tackle as a member of the kickoff coverage unit.

►vs. **Cleveland Browns (10/20)**: Played on both offense and special teams, but did not record any statistics.

►at **Minnesota Vikings (10/27)**: Appeared on both special teams and in spot duty on offense, recording a tackle as a member of the kickoff coverage team.

►vs. **Chicago Bears (11/4)**: Played on both offense and special teams...Was credited with a tackle as a member of the kickoff coverage team.

►vs. **Philadelphia Eagles (11/10)**: Saw extended action on offense, appearing on 29 plays and contributed the first receiving statistics of his career...Finished with three catches for 42 yards (14.0 avg.), including his first career TD, a 22-yard pass from QB Scott Tolzien in the third quarter...On the play, ran an out-and-up double move along the left sideline to beat S Patrick Chung, turning to catch the ball at the 5-yard line and falling forward into the end zone.

►at **New York Giants (11/17)**: Played on offense and special teams and finished with one catch, a 26-yarder in the second quarter...Was also credited with a tackle on special teams.

93 Josh Boyd, DE, Rookie, Mississippi State

2013 Season: Rookie DL who was drafted by the Packers with the second of two fifth-round selections (No. 167 overall), was inactive for each of the first five games before making his NFL regular-season debut in Week 7 vs. Cleveland (Oct. 20)...For the season, has appeared in three games, but has yet to record any statistics.

►at **San Francisco 49ers (9/8)**: Inactive.

►vs. **Washington Redskins (9/15)**: Inactive.

►at **Cincinnati Bengals (9/22)**: Inactive.

►vs. **Detroit Lions (10/6)**: Inactive.

►at **Baltimore Ravens (10/13)**: Inactive.

►vs. **Cleveland Browns (10/20)**: Was activated on gameday due to a number of injuries affecting the roster and made his NFL debut, seeing seven plays on defense and three on special teams.

►at **Minnesota Vikings (10/27)**: Appeared on three defensive plays, but did not record any statistics.

►vs. **Chicago Bears (11/4)**: Inactive.

►vs. **Philadelphia Eagles (11/10)**: Inactive.

►at **New York Giants (11/17)**: Was active for the game, seeing action on four defensive snaps and three special teams plays.

11 Jarrett Boykin, WR, 2nd Year, Virginia Tech

2013 Season: Second-year WR who has stepped up in the face of injuries to the position group and made significant contributions on offense...Also serves as a coverage player on the various special teams units...Has played in all 10 games with three starts and made 29 catches for 453 yards (15.6 avg.) and a TD...Has also posted a tackle on special teams.

►at **San Francisco 49ers (9/8)**: Played on special teams, but did not record any statistics.

► **vs. Washington Redskins (9/15):** Tallied his first coverage tackle of the season, being credited with a solo stop as a member of the kickoff team.

► **at Cincinnati Bengals (9/22):** Played on special teams and also briefly on offense, but did not record any statistics.

► **vs. Detroit Lions (10/6):** Played on special teams and also in spot duty on offense, but did not record any statistics.

► **at Baltimore Ravens (10/13):** Was pressed into the most extended action on offense of his career after starters Randall Cobb and James Jones departed with knee injuries before halftime...Saw time on 58 plays and finished with one catch, a career-long 43-yard play in the third quarter...On the play, caught the ball at the line of scrimmage and shook free of CB Jimmy Smith, darting up the field and breaking tackle attempts by both LB Josh Byner and S James Ihedigbo before being dragged down at the Baltimore 25-yard line...The drive culminated with a 50-yard FG by K Mason Crosby that extended the Green Bay lead to 9-0.

► **vs. Cleveland Browns (10/20):** Was pressed into making his first NFL start with both Cobb and Jones sidelined and proved up to the task, delivering an impressive performance that included a game and career-high eight catches for 103 yards (12.9 avg.) and his first career TD...Marked the seventh 100-yard game by a Packer in 2013, the fourth WR to do so, tying a team record set in 2012...Drew a 21-yard pass interference penalty against CB Buster Skrine in the fourth quarter and finished the drive two plays later with a 20-yard TD catch...Scored the TD when he turned Skrine around on a post corner, catching the pass from QB Aaron Rodgers at the 5-yard line and then powering over an attempted tackle by Skrine, extending the ball over the goal line into the end zone.

► **at Minnesota Vikings (10/27):** Started for the second consecutive week and followed up his breakout performance with another productive outing, this time catching five passes for 89 yards (17.8 avg.)...Had a pair of first down catches of 11 and 18 yards and also drew a defensive pass interference against CB Xavier Rhodes on the Packers' game-opening TD drive...Also had a key conversion in the third quarter when he found himself open in the middle of the field and worked back toward a scrambling Rodgers, diving to corral a low throw and then picking himself up to extend forward and move the chains on what was a third-and-16...Drive culminated with a 25-yard TD by RB James Starks that made the score 38-17 Green Bay... Also had his game-long 27-yard catch in the fourth quarter on a vertical route along the sideline against CB Josh Robinson.

► **vs. Chicago Bears (11/4):** Started the game as the No. 3 WR with Jones returning to the lineup...Finished with one catch for 15 yards.

► **vs. Philadelphia Eagles (11/10):** Once again started as the No. 3 WR and delivered the most productive outing of his career, posting a personal-best 112 yards on a career-high-tying eight receptions (14.0 avg.)...Marked his second 100-yard outing in the last four games and was the ninth by a Packer in 2013, the third-highest total in franchise history...Made his game-long 36-yard catch in the second quarter on a defensive offside free play...Got behind CB Cary Williams along the sideline and turned in the air, contorting his body to make the catch and get his feet down in bounds.

► **at New York Giants (11/17):** Placed second on the team with six catches for 91 yards (15.2 avg.)...Ran a stutter-and-go double-move to get behind CB Trumaine McBride along the right sideline on the opening play of the fourth quarter, hauling in a game and career-long 52-yard catch that set up the Packers' lone TD of the game, a 4-yard run by RB Eddie Lacy three plays later.

42 Morgan Burnett, S, 4th Year, Georgia Tech

2013 Season: One of the veteran leaders of a young secondary, he made his season debut in Week 5 after sitting out the team's first three contests with a hamstring injury...Has appeared in seven games (all starts at SS) and posted 58 tackles (42 solo) and five passes defended.

► **at San Francisco 49ers (9/8):** Aggravated a hamstring injury during the practice week and was rendered inactive for the season opener, snapping a streak of 35 consecutive starts (including playoffs).

► **vs. Washington Redskins (9/15):** Inactive.

► **at Cincinnati Bengals (9/22):** Inactive.

► **vs. Detroit Lions (10/6):** Returned to the practice field following the team's bye week and was a full participant in the preparation...Started the game

at SS and appeared on all 67 defensive plays, posting six tackles (four solo) and two passes defended...One of his passes defended came late in the third quarter when he deflected a would-be TD pass from QB Matthew Stafford to WR Patrick Edwards in the end zone.

► **at Baltimore Ravens (10/13):** Started and appeared on all 66 defensive plays, finishing with 11 tackles (nine solo)...Was an active part of a critical goal-line stand in the second quarter, assisting on tackles on three of the four plays that thwarted the Ravens, despite their starting with a first-and-goal from the Packers' 4-yard line.

► **vs. Cleveland Browns (10/20):** Started and appeared on all 70 defensive plays, finishing with four tackles (all solo) and a pass defended...Broke up a third down pass to WR Greg Little late in the first quarter to force a punt.

► **at Minnesota Vikings (10/27):** Appeared on all 47 defensive plays and finished with nine tackles (seven solo) and a pass defended.

► **vs. Chicago Bears (11/4):** Posted a team-high 11 tackles (seven solo) and a pass defended.

► **vs. Philadelphia Eagles (11/10):** Played on all 61 defensive plays and posted four tackles (three solo).

► **at New York Giants (11/17):** Appeared on all 63 defensive plays and tied for the team lead with a season-high 13 tackles (eight solo).

24 Jarrett Bush, CB, 8th Year, Utah State

2013 Season: Special teams ace and reserve CB who has battled a hamstring injury in the season's early going...Has appeared in six games, playing mostly on special teams, but also in spot duty on defense...Has recorded two tackles (one solo) and a pass defended on defense in addition to two coverage tackles on special teams.

► **at San Francisco 49ers (9/8):** Appeared both in his usual role on special teams and on defense, where he participated on 20 plays in the absence of regulars Morgan Burnett and Casey Hayward, who were sidelined with hamstring injuries...Finished with one solo tackle on defense.

► **vs. Washington Redskins (9/15):** Suffered a hamstring injury during the week of practice and was rendered inactive on gameday...Marked the first game he'd missed since Week 16 of 2007, snapping a streak of 92 consecutive games played (including playoffs).

► **at Cincinnati Bengals (9/22):** Missed the practice week as he continued to rehabilitate the hamstring injury and was again inactive for the game.

► **vs. Detroit Lions (10/6):** Returned to action after missing the Week 3 contest, and appeared on special teams.

► **at Baltimore Ravens (10/13):** Aggravated the hamstring injury in the previous week's game and was inactive on gameday.

► **vs. Cleveland Browns (10/20):** Was limited during the practice week and although he was active and in uniform for the game, did not play.

► **at Minnesota Vikings (10/27):** Returned to the field once again, appearing on special teams...Teamed with S M.D. Jennings to make a key block on S Andrew Sendejo early in the play that helped spring CB Micah Hyde's 93-yard punt return TD late in the second quarter.

► **vs. Chicago Bears (11/4):** Played on special teams and also appeared on one defensive snap, recording an assisted tackle.

► **vs. Philadelphia Eagles (11/10):** Recorded two tackles as a member of the kickoff coverage unit.

► **at New York Giants (11/17):** Was pressed into action with both Hayward and starting CB Sam Shields sidelined with hamstring injuries...Appeared on 16 defensive plays and recorded his first pass defended of the season when he broke up a ball intended for TE Brandon Myers in the second quarter.

18 Randall Cobb, WR, 3rd Year, Kentucky

2013 Season: Emerging standout WR who has ascended to the forefront of the team's offense, and had appeared in five games with four starts before suffering a knee injury at Baltimore in Week 6 that will sideline him for an extended stretch during the regular season...Was placed on injured reserve with a designation to return, Oct. 15...At the time of his injury, owned a team-high 29 catches for 378 yards (13.0 avg.) and two TDs...A dynamic weapon who also lines up in the backfield, he also carried the ball four times for 78 yards (19.5 avg.)...Also appears occasionally on special teams, where he has returned three punts for 23 yards (7.7 avg.) and one kickoff for 10 yards.

► **at San Francisco 49ers (9/8):** Despite missing almost the entire preseason with an injury, started the regular season strong by tying for the team high with seven receptions for 108 yards (15.4 avg.) and a TD...Marked what was then the second-highest yardage total and fourth 100-yard receiving outing of his career...Scored the team's first points of the season late in the first quarter when he caught a quick out against CB Carlos Rogers inside the 5-yard line and dove to extend himself across the goal line to tie the game at 7-7...Also carried twice out of the backfield for 6 yards (3.0 avg.) and contributed on special teams where his lone punt return went for 16 yards.

► **vs. Washington Redskins (9/15):** Had another outstanding outing, posting a new career high with 128 receiving yards on a career-high-tying nine catches and a TD...Scored his second TD in as many weeks on a 35-yard play late in the first quarter that started with the Packers facing fourth-and-3 from the Washington 35-yard line...Beat LB Perry Riley Jr. over the middle and then raced upfield past the remaining defenders to extend the Packers' lead to 10-0 (following PAT)...Helped contribute to the team's franchise-record 295 yards after the catch, the most ever in the NFL since STATS LLC began recording the statistic in 1993...Also marked the fourth time he has eclipsed the century mark in his last five regular-season games.

► **at Cincinnati Bengals (9/22):** Posted five catches for 54 yards (10.8 avg.)... Also had a hand in the game's deciding play in the fourth quarter... Following a fumble by RB Johnathan Franklin on a fourth-and-1 from the Cincinnati 30-yard line, tackled S Reggie Nelson from behind, dislodging the ball, but the fumble was recovered by CB Terence Newman, who returned it 58 yards for a TD to put Cincinnati ahead, 34-30 (following PAT).

► **vs. Detroit Lions (10/6):** Delivered one of the game's highlight plays with a career-long 67-yard burst off of left tackle in the third quarter...The gain marked the longest carry by a Packer since RB Brandon Jackson's 71-yarder at Washington, Oct. 10, 2010, and was the longest run by a Green Bay WR since James Lofton's 83-yard TD at the N.Y. Giants on Sept. 20, 1982...His carry, combined with WR James Jones' 83-yard TD, made the Packers the first team to have both a 65-yard run and an 80-yard reception in the same game since the L.A. Raiders did so on Nov. 5, 1989... On the play, took a handoff from Rodgers off of the left edge, following a pulling C Evan Dietrich-Smith...Jumped through a tackle attempt by S Louis Delmas and darted up the sideline before being dragged down at the Detroit 22-yard line, setting up a 26-yard FG by K Mason Crosby that increased the Packers' lead to 9-3...Also had four catches for 35 yards (8.8 avg.) and returned a pair of punts for 7 yards (3.5 avg.).

► **at Baltimore Ravens (10/13):** Made four catches for 53 yards (13.3 avg.) in the first two quarters before suffering a knee injury before halftime that forced him from the game...Caught a 15-yard pass from Rodgers to move the ball to the Ravens' 11-yard line with less than a minute remaining in the second quarter, but sustained a low hit on his knee from S Matt Elam and did not return to the game.

► **vs. Cleveland Browns (10/20):** Was placed on injured reserve - designated for return, Oct. 15 and was not part of the active roster on gameday.

2 Mason Crosby, K, 7th Year, Colorado

2013 Season: Veteran specialist who has enjoyed a bounce-back season after a challenging 2012...Has converted 23 of his 27 FG attempts through 10 games in addition to making all 27 PATs...Earned NFC Player of the Week honors for his performance in a Week 5 win over Detroit that saw him deliver a franchise-record-tying five FGs...Was later named the NFL's Special Teams Player of the Month after leading the NFL with 50 points and 13 FGs in October, the second time in his career he has earned the monthly distinction (November 2007).

► **at San Francisco 49ers (9/8):** Converted all four of his PAT tries, but did not attempt a FG during the game.

► **vs. Washington Redskins (9/15):** Opened the game's scoring by converting his first FG attempt of the season, a 28-yard try that capped the offense's opening drive of the contest...Also converted all five of his PAT attempts.

► **at Cincinnati Bengals (9/22):** Tallied the 22nd game of his career with three-or-more FG conversions, making kicks from 19, 26 and 41 yards during

the game...Also succeeded on each of his three PATs.

► **vs. Detroit Lions (10/6):** Earned NFC Special Teams Player of the Week honors for the fifth time in his career after tying a franchise record with his career-high five successful FG attempts during the game...Performance included makes of 26, 52, 31, 42 and 45 yards, helping to power a 22-9 victory over the Lions...The five FGs tied the record initially set by Chris Jacke on Nov. 11, 1990, that was later matched by Jacke again (Oct. 14, 1996) and Longwell on Sept. 24, 2000.

► **at Baltimore Ravens (10/13):** Was the team's primary source of scoring for the second consecutive week, converting four out of five FG attempts in a closely-contested 19-17 victory...Tallied successful attempts of 45, 31, 50 and 31 yards, marking the first time in his career he has had made four or more FGs in back-to-back games and setting a new franchise record with nine FGs over a two-game span.

► **vs. Cleveland Browns (10/20):** Converted one of his two FG tries, hitting from 26 yards just before halftime...Also was successful each of his four PATs.

► **at Minnesota Vikings (10/27):** Was successful on all three of his FG attempts, including makes from 30, 20 and 45 yards, the 25th game of his career that he's had three or more FGs...During the game, surpassed WR Don Hutson (823) for No. 2 on the franchise's all-time scoring list...Also assumed kickoff responsibilities early in the game, after P Tim Masthay's opening kickoff was returned for a TD...Utilized a directional kickoff strategy for the remainder of the game, hitting three touchbacks.

► **vs. Chicago Bears (11/4):** Converted FGs of 30 and 23 yards and was also successful on each PAT try...Also successfully executed a surprise onside kick early in the third quarter that was recovered by LB Jamari Lattimore and resulted in his 23-yard FG that gave Green Bay a 20-17 lead.

► **vs. Philadelphia Eagles (11/10):** Made FGs of 26 and 35 yards...Saw his first attempt of the game, a 53-yarder, hit the right upright and also narrowly missed a 42-yard attempt in the second half.

► **at New York Giants (11/17):** Converted each of his two FG tries and his lone PAT attempt...Was successful on a 57-yard FG on the last play of the first half, marking the longest FG in the history of MetLife Stadium and a new franchise record for the longest outdoor FG in team history (his franchise-record 58-yarder was indoors at Minnesota, 10/23/11)...Also hit one touchback on his three kickoffs.

Streaks & Milestones

- Has 17 FGs of 50 yards or more in his career, and 25 games with three or more FGs.
- Reached 800 points after 100 career games, the fastest player to hit the 800-mark in club history ahead of Longwell (107 contests).
- In his career, is 175 of 225 (77.8) on FGs, and 333 of 335 on PATs (99.4).

76 Mike Daniels, DE, 2nd Year, Iowa

2013 Season: Developing young defender who has added size and made marked improvement in his second season, serving as one of the team's top reserve defensive linemen...Plays most regularly in the sub-defenses as an interior pass rusher and has made 22 tackles (12 solo) and a team-leading 4.5 sacks through 10 games.

► **at San Francisco 49ers (9/8):** Played on both special teams and defense... Appeared on 21 defensive plays, notching an assisted tackle.

► **vs. Washington Redskins (9/15):** Had an impactful performance, appearing on 30 plays and posting three tackles (two solo) and two QB hits...Also shared a tackle for loss with LB Clay Matthews on a run by RB Alfred Morris where the defenders dropped him for a 1-yard loss.

► **at Cincinnati Bengals (9/22):** Part of the defensive-line rotation once again, he performed well in 22 snaps of action, finishing with two tackles (both solo) and his first sack of the season...Sack came on a third down in the third quarter when he hustled to fight off LG Clint Boling to drop QB Andy Dalton for a 3-yard loss...Loss on the play forced a 52-yard FG attempt for Cincinnati on fourth down that was unsuccessful.

► **vs. Detroit Lions (10/6):** Played extensively with the team employing its nickel and dime defensive alignments for much of the game...Saw action on 30 plays and finished with three tackles (one solo, one for loss).

► **at Baltimore Ravens (10/13):** Appeared on 37 plays, finishing with two tackles (one solo, one for loss)...Was part of a memorable goal-line stand

by the defense that denied the Ravens points despite their starting with a first-and-goal from the Green Bay 4-yard line...Was part of the fourth-down stop on the series when he stood up LT Eugene Monroe and teamed with LB Jamari Lattimore and CB Micah Hyde to stop RB Bernard Pierce at the 1-yard line...Had a tackle for loss later in the game when he shed G Marshal Yanda and dropped RB Ray Rice for a 1-yard loss...Also drew a holding penalty against C Gino Gradkowski in the fourth quarter.

►vs. **Cleveland Browns (10/20)**: Appeared on 29 defensive plays and was credited with one tackle, a second-quarter sack of QB Brandon Weeden... On the play, fought his way past G Shawn Lauvao and dropped Weeden for a 10-yard loss...Was credited with two QB hits and two pressures during the game.

►at **Minnesota Vikings (10/27)**: Led the defensive line by appearing on 29 plays and delivered another impactful, productive performance, finishing with three tackles (two solo), a career-high two sacks, two QB hits and two pressures during the game...First sack came just before halftime when he walked C John Sullivan back into the pocket and shed him in time to take down QB Christian Ponder for a 6-yard loss...Later in the third quarter, rushed to the inside against G Charlie Johnson on a third down and disengaged to sack Ponder for a 7-yard loss, forcing a punt.

►vs. **Chicago Bears (11/4)**: Played on defense and special teams...Was credited with an assisted tackle, a QB hit and a pressure.

►vs. **Philadelphia Eagles (11/10)**: Had yet another productive outing up front, tallying four tackles (one solo), a half-sack, two QB hits and a pressure during the game...Recorded the half-sack in the fourth quarter when he darted to the inside and looped around C Jason Kelce to team with CB Tramon Williams to take down QB Nick Foles for a 9-yard loss...Foles fumbled the ball on the play and it was recovered by Williams at the Eagles' 13-yard line.

►at **New York Giants (11/17)**: Saw action on 34 defensive plays and finished with two solo tackles, three pressures and a QB hit.

62 Evan Dietrich-Smith, C/G, 4th Year, Idaho State

2013 Season: Entered the season a starter for the first time in his career and has opened each of the first nine games at center...Suffered a knee injury in the first half of the team's Week 10 contest vs. Philadelphia and did not return to the game...Took over as the starting center for the final two regular-season games and both postseason contests in 2012.

►at **San Francisco 49ers (9/8)**: Opened the season as a starter for the first time in his career, contributing on all 62 offensive plays at C...Centered an offense that produced 385 total yards and four TD drives and did not have an errant snap during the game.

►vs. **Washington Redskins (9/15)**: Part of an offensive line that protected for one of the most prolific offensive outputs in franchise history...The unit amassed 580 yards on 70 plays (8.3 avg.) and allowed QB Aaron Rodgers time to complete 34 of 42 attempts for a career-high and franchise-record-tying 480 yards and four TDs with no INTs...Also cleared holes for RB James Starks for rush for 132 yards and a TD on 20 carries (6.6 avg.), making him and Rodgers the first pair of teammates in franchise history to surpass the 400-yards passing and 100-yards rushing milestones in the same game...The tandem also became the first players in NFL history to eclipse the 450-yard passing and 125-yard rushing marks on a day that saw the Packers post the second-highest single-game yardage output in franchise annals...Had a number of good blocks during the game, highlighted by his combination block with G T.J. Lang on Redskins NT Barry Cofield, helping to seal the backside on Starks' 32-yard TD run in the third quarter.

►at **Cincinnati Bengals (9/22)**: Helped key a running game that churned out 182 yards on 30 attempts (6.1 avg.), the highest regular-season total by the Packers since Oct. 25, 2009...Blocked for both Starks and rookie RB Johnathan Franklin, who made a rousing debut on offense by carrying 13 times for 103 yards (7.9 avg.) and a TD in the second half...Franklin's total marked the highest rushing-yardage total by a rookie in a game where he received his first rushing attempt in franchise history...Franklin's outing, combined with Starks the week prior, gave the Packers their first back-to-back 100-yard rushing games since Weeks 16-17 of the 2007 season... Flattened DT Devon Still on Franklin's game-long 51-yard carry in the third

quarter, the longest run by a Packers rookie since RB Samkon Gado's 64-yard TD vs. Detroit on Dec. 11, 2005.

►vs. **Detroit Lions (10/6)**: A key cog in an offensive gameplan that focused on containing the powerful Detroit interior combo of DTs Ndamukong Suh and Nick Fairley...Helped both guards throughout the game as part of a protection unit that cleared the way for 449 yards on 64 plays (7.0 avg.) and six scoring drives (five FGs, one TD)...Had a key block on WR Randall Cobb's 67-yard run off of LT in the third quarter, the longest run by a Packer since Oct. 10, 2010...On the play, kicked to the outside and blocked LB DeAndre Levy, helping to create the lane used by Cobb to break into the secondary.

►at **Baltimore Ravens (10/13)**: Centered a blocking unit that produced another balanced, productive offensive effort that was highlighted by 140 rushing yards on 30 attempts (4.7), including the team's fourth consecutive game with a 99-plus-yard rusher, this time RB Eddie Lacy, who pounded out 120 yards on 23 carries (5.2 avg.)...Made a good block on LB Josh Byner on Lacy's game-long 37-yard run off of the left side on the offense's second play of the game.

►vs. **Cleveland Browns (10/20)**: Helped block for an offense that produced five scoring drives (four TDs, one FG) and allowed Rodgers to complete 25 of 36 attempts for 260 yards and three TDs with no INTs, as the line also allowed just one sack during the game.

►at **Minnesota Vikings (10/27)**: Centered what was a dominating offensive effort that featured 464 yards and 73 plays (6.4 avg.), resulting in seven scoring drives (four TDs, three FGs) in a road win over the division rivals... Part of a run-blocking unit that pounded out 182 yards and two TDs on 42 attempts (4.3 avg.) as both Lacy (94 yards) and Starks (57) found consistent running lanes up front...Came off the ball and flattened LB Erin Henderson on Starks' 25-yard TD run in the third quarter that extended the Green Bay lead to 38-17 (following PAT)...Also helped communicate in a challenging environment for a pass-protection unit that allowed Rodgers time to complete 24 of 29 attempts for 285 yards and two TDs with no INTs.

►vs. **Chicago Bears (11/4)**: Helped set the tone for a rush offense that gained 199 yards on 29 attempts (6.9 avg.), including a season-high 150 yards on 22 carries (6.8 avg.) for Lacy.

►vs. **Philadelphia Eagles (11/10)**: Started the game at C but suffered a knee injury in the second quarter and did not return.

►at **New York Giants (11/17)**: Was limited in practice during the week, but started the game at C and appeared on all 54 plays...Cleared LB Jacquian Williams out of the hole on Lacy's 4-yard TD run in the fourth quarter.

88 Jermichael Finley, TE, 6th Year, Texas

2013 Season: Veteran playmaker at TE who carried the momentum of a strong training camp into the regular season and made 25 catches for 300 yards (12.0 avg.) and three TDs in six games (five starts)...Suffered a concussion on the opening drive at Cincinnati in Week 3 that held him out for the remainder of the game...Also sustained a significant neck injury vs. Cleveland in Week 7 that ultimately landed him on injured reserve, Nov. 5.

►at **San Francisco 49ers (9/8)**: Finished with five catches for 56 yards (11.2 avg.) and a TD...Scored the TD on a 12-yard play late in the second quarter, catching a quick out from QB Aaron Rodgers...Shed a tackle attempt by CB Perrish Cox near the sideline and then leapt over S Donte Whitner at the goal line, tying the game at 14-14 just before halftime...Marked his fourth straight regular season game with five-plus catches, the the longest such streak by a TE in team history.

►vs. **Washington Redskins (9/15)**: Built off of his solid performance in the season opener by contributing six catches for 65 yards (10.8 avg.) and a TD against the Redskins...During the game, surpassed Ron Kramer (2,594) for No. 2 in franchise history for receiving yards by a TE...Made an excellent reactionary play on his TD in the second quarter...Was stalled on an initial fade route in the end zone, but spun away from CB DeAngelo Hall to work back to a scrambling Rodgers, leaping high in the air to pull down a 3-yard TD that extended the Packers' lead to 24-0 (following PAT)...Had a memorable effort play in the third quarter when he caught a quick pass from Rodgers at the line of scrimmage before turning upfield, breaking a tackle by S Reed Doughty, shedding another attempt by CB Josh Wilson

and then spinning off of S Baccari Rambo along the sideline and remaining in bounds, before finally being tackled after what went down as a 27-yard gain.

▶**at Cincinnati Bengals (9/22):** Started the game, but was removed after the Packers' first offensive series after suffering a concussion on a hit by S George Iloka on an intended pass and did not return.

▶**vs. Detroit Lions (10/6):** Returned to practice following the team's bye week and started at TE...Finished with a team-high six catches for 32 yards (5.3 avg.).

▶**at Baltimore Ravens (10/13):** Had a mostly quiet day, but came through when the offense needed him in the clutch, delivering a 52-yard catch-and-run to convert a key third down in the waning moments of the fourth quarter, with the Packers clinging to a 19-17 lead...On the play, a third-and-3 from the Green Bay 27, beat S Matt Elam over the middle out of the right slot, catching a dart from Rodgers at the 37 and taking it all the way to the Baltimore 21-yard line, where the offense would run out the remaining 1:42...Finished the day with three catches for 75 yards (25.0 avg.).

▶**vs. Cleveland Browns (10/20):** With knee injuries shelving starting WRs Randall Cobb and James Jones, played an even bigger role in the team's passing attack, finishing with five catches for 72 yards (14.4 avg.) and a TD...Started with a bang on the offense's second play from scrimmage, catching a deep drag route and breaking a tackle, before being brought down for a gain of 26...Two plays later, made one of the more impressive plays of his career when he caught a quick out from Rodgers on the left side, spun inside away from LB Craig Robertson, before running over S Tashaun Gipson and powering through a pair of other would-be tacklers on his way to the end zone for a 10-yard TD...Play marked the 20th TD of his career, the fourth most by a Packers TE...Saw his performance end on a troubling note when he made a 10-yard catch over the middle, but was hit in the head/neck area by Gipson and was carted off the field.

▶**at Minnesota Vikings (10/27):** Missed the week of preparation as he recovered from the neck injury and was given an indefinite timetable for a return, rendering him inactive on gameday...Marked the first game he'd missed since Oct. 17, 2010, snapping a streak of 41 consecutive games played (including playoffs).

▶**vs. Chicago Bears (11/4):** Inactive.

10 Matt Flynn, QB, 6th Year, Louisiana State

2013 Season: Veteran reserve QB who returns to the Packers after being drafted by the club in 2008 and spending the ensuing four seasons (2008-11) as the primary back-up to QB Aaron Rodgers...Spent the 2012 season with the Seattle Seahawks and was a member of both the Oakland Raiders and Buffalo Bills earlier in 2013...Was re-signed by Green Bay, Nov. 12, following an injury to QB Seneca Wallace (groin) in the team's Week 10 contest vs. Philadelphia (Nov. 10).

▶**at New York Giants (11/17):** Dressed for the game, but did not play.

49 Robert Francois, LB, 4th Year, Boston College

2013 Season: Versatile backup linebacker and special teams performer who appeared in each of the first four games before suffering an Achilles injury in Week 5 that prematurely ended his season...Totaled two tackles on special teams and two assisted tackles on defense before being placed on injured reserve, Oct. 7.

▶**at San Francisco 49ers (9/8):** Appeared in the game on special teams, but did not record any statistics.

▶**vs. Washington Redskins (9/15):** Played on special teams and was credited with making a tackle on the kickoff coverage unit.

▶**at Cincinnati Bengals (9/22):** Played on special teams and was credited with both a tackle and a forced fumble when he stripped WR Brandon Tate on the Packers' opening kickoff of the second half...The loose ball was recovered by Cincinnati RB Cedric Peerman.

▶**vs. Detroit Lions (10/6):** Saw his first action from scrimmage since Dec. 11, 2011, when he came on in relief of an injured Brad Jones late in the first half...Appeared on 12 defensive plays, registering two solo tackles, but suffered an injury to his Achilles tendon in the third quarter and did not return.

23 Johnathan Franklin, RB, Rookie, UCLA

2013 Season: Rookie ballcarrier who has added depth in the backfield and also participated on special teams in the season's early going...Has appeared in each of the first 10 games and totaled 19 carries for 107 yards (5.6 avg.) and a TD on the ground, in addition to four receptions for 30 yards (7.5 avg.)...Has also returned three kickoffs for 60 yards (20.0 avg.) and recorded two tackles on special teams.

▶**at San Francisco 49ers (9/8):** Dressed for the game and made his NFL debut as part of the kickoff return unit late in the fourth quarter.

▶**vs. Washington Redskins (9/15):** Played on special teams.

▶**at Cincinnati Bengals (9/22):** As one of only two active RBs, came on in relief of an injured James Starks (knee) after halftime and delivered an impressive performance, carrying 13 times for 103 yards (7.9 avg.) and a TD over the final two quarters...His 103 yards were the most in franchise history by a rookie RB in his first game with a rushing attempt and he became the first Green Bay rookie to rush for 100 yards on 13 or fewer carries since Steve Atkins ran for 110 yards on 12 carries (9.2 avg.) vs. New Orleans on Sept. 9, 1979...He also became the first Packers rookie to rush for over 100 yards in a regular-season game since RB Brandon Jackson had 113 vs. Detroit on Dec. 30, 2007, and the first Green Bay player to run for 100 yards in a half since RB Ryan Grant did so at Cleveland, Oct. 25, 2009...The outing was highlighted by a 51-yard burst off left tackle in the third quarter, a play that marked the longest run by a Green Bay rookie since Samkon Gado's 64-yard TD vs. Detroit, Dec. 11, 2005...Also chipped in three receptions for 23 yards (7.7 avg.).

▶**vs. Detroit Lions (10/6):** Served as the No. 2 RB behind fellow rookie Eddie Lacy with Starks sidelined due to the knee injury...Appeared on just seven offensive plays, carrying three times for 1 yard (0.3 avg.).

▶**at Baltimore Ravens (10/13):** Played on special teams and also for one series on offense...Made one reception for 7 yards and had one carry that was stopped behind the line for a 3-yard loss.

▶**vs. Cleveland Browns (10/20):** Saw limited action on offense, appearing on six plays and carrying twice for 6 yards (3.0 avg.)...One of his carries converted a third-and-1, continuing a drive that culminated with a 26-yard Mason Crosby FG before halftime.

▶**at Minnesota Vikings (10/27):** Was relegated exclusively to special teams duty with Starks returning to action from injury...Had two kickoff returns for 34 yards (17.0 avg.).

▶**vs. Chicago Bears (11/4):** Played on special teams where he was credited with a tackle on the coverage units.

▶**vs. Philadelphia Eagles (11/10):** Played on special teams, but did not record any statistics.

▶**at New York Giants (11/17):** Played on special teams.

61 Brett Goode, LS, 6th Year, Arkansas

2013 Season: Reliable long snapper who has appeared in all 90 regular-season games and eight playoff contests since joining the club, including each of the first 10 contests of 2013.

▶**at San Francisco 49ers (9/8):** Snapped for all four PATs and each of P Tim Masthay's six punts.

▶**vs. Washington Redskins (9/15):** Delivered snaps for all five PAT tries in addition to K Mason Crosby's first FG attempt of the season, a 28-yard make in the first quarter...Also snapped for each of Masthay's three punts.

▶**at Cincinnati Bengals (9/22):** Snapped for all three of Crosby's successful FG attempts during the game, including makes of 19, 26 and 41 yards...Also centered each of the kicker's three PATs and Masthay's three punts.

▶**vs. Detroit Lions (10/6):** Centered all five of Crosby's franchise-record-tying FG conversions, marking just the fourth time in club history the number had been reached...Crosby was successful on attempts of 26, 52, 31, 42 and 45 yards, joining Chris Jacke (twice) and Ryan Longwell as the only two kickers in franchise history to achieve the feat.

▶**at Baltimore Ravens (10/13):** Snapped for another productive scoring day for the special teams as Crosby accounted for 13 of the Packers' 19 points (four FGs, one PAT) during the game...Centered the operation on FG conversions of 45, 31, 50, and 31 yards as Crosby set a franchise record with nine FGs over a two-game span.

▶**vs. Cleveland Browns (10/20):** Centered each of Crosby's FG attempts,

including a make from 26 yards and all four PATs...Also snapped for Masthay's three punts.

▶**at Minnesota Vikings (10/27):** Snapped for all three of Crosby's successful FG attempts, including makes from 30, 20 and 45 yards during the game... Did not see action as a member of the punting unit as the game marked the first time since Dec. 17, 1989, that the Packers did not attempt a punt during a game.

▶**vs. Chicago Bears (11/4):** Snapped for both of Crosby's successful FG attempts (30 and 23 yards)...Also centered each of Masthay's six punts, four of which were downed inside the 20-yard line and only one of which was returned.

▶**vs. Philadelphia Eagles (11/10):** Delivered snaps for each of Crosby's four FG attempts, including makes of 26 and 35 yards...Also centered both of Masthay's two punts.

▶**at New York Giants (11/17):** Had snaps for both of Crosby's successful FG attempts, including a 57-yarder on the last play of the first half that set a new franchise record for outdoor FGs and marked the longest in the history of MetLife Stadium...Also centered all four of Masthay's punts and delivered a direct snap to S M.D. Jennings on a fake-punt play in the third quarter that saw Jennings come up a yard shy of the first down.

10 Chris Harper, WR, Rookie, Kansas State

2013 Season: Rookie WR who was claimed off of waivers from the San Francisco 49ers, Oct. 18...Initially drafted by the Seattle Seahawks in the fourth round (No. 123 overall) of April's draft, but was released by the team at the conclusion of training camp and claimed by San Francisco... Has appeared in two games since joining the Packers, mostly on special teams, where he has posted two tackles on the coverage units.

▶**vs. Cleveland Browns (10/20):** Made his NFL debut on special teams, but did not record any statistics.

▶**at Minnesota Vikings (10/27):** Played on special teams and tied for the team high with two tackles on the coverage units, both coming as a member of the kickoff team.

▶**vs. Chicago Bears (11/4):** Inactive.

▶**vs. Philadelphia Eagles (11/10):** Inactive

▶**at New York Giants (11/17):** Inactive.

50 A.J. Hawk, LB, 8th Year, Ohio State

2013 Season: Productive, assignment-sure defender who has played in 117 of a possible 120 regular-season games with 114 starts in his first eight-plus seasons...Has started each of the first 10 games in 2013 and leads the team with 98 tackles (72 solo), a career-high four sacks, a fumble recovery and two passes defended.

▶**at San Francisco 49ers (9/8):** Posted nine tackles (five solo, one for loss), helping to set the tone for a run defense that limited San Francisco to 90 yards on 34 rushing attempts (2.6 avg.) during the game.

▶**vs. Washington Redskins (9/15):** Finished with six tackles (three solo).

▶**at Cincinnati Bengals (9/22):** Tied for the team high with 13 tackles (10 solo, one for loss) and also added a fumble recovery in his first-ever regular-season game near his hometown...Tackle for loss came on a first-quarter bootleg pass to TE Jermaine Gresham, who he wrestled down for a 1-yard loss...Contributed to what were four consecutive turnover drives forced by the Packers' defense, recovering a fumble ripped from Gresham by LB Brad Jones in the second quarter...Marked the fifth fumble recovery of his career and first since the 2010 season.

▶**vs. Detroit Lions (10/6):** Played extensively after injuries struck the ILB position, forcing opposite starter Brad Jones (hamstring) and top reserve Robert Francois (Achilles) from the game...Appeared on 60 plays and finished with a team-high 12 tackles (nine solo).

▶**at Baltimore Ravens (10/13):** Had one of the most impactful performances of his career, stepping forward with fellow starting LBs Jones (hamstring) and Clay Matthews (thumb) sidelined due to injuries...Posted 12 tackles (nine solo, five for loss), a career-high three sacks and a pass defended... Saw his first sack come on the game's opening drive when he surged through the line of scrimmage to drop QB Joe Flacco for a 10-yard loss on a third down, forcing a punt...Had another sack in the second half when he again knifed between LG and LT, past a pass-protecting RB Ray Rice and

nailed Flacco for a loss of 7 yards.

▶**vs. Cleveland Browns (10/20):** Started and appeared on 67 defensive plays, finishing with a team-high-tying 14 tackles (nine solo), three QB hits and one pass defended.

▶**at Minnesota Vikings (10/27):** Saw action on all 47 defensive plays and finished with six tackles (all solo)...Shot through the line on the Vikings' first series in the first quarter and stopped RB Adrian Peterson for no gain.

▶**vs. Chicago Bears (11/4):** Finished with 10 tackles (eight solo).

▶**vs. Philadelphia Eagles (11/10):** Appeared on all 61 defensive plays, posting 10 tackles (eight solo, two for loss) and a pressure...Had a tackle for loss on the Eagles' opening drive when he charged through the line and dropped RB LeSean McCoy for a 3-yard loss.

▶**at New York Giants (11/17):** Started and played all 63 defensive snaps, finishing with six tackles (five solo) and a sack...Was credited with his career-high fourth sack of the season when he pursued QB Eli Manning on a scramble toward the left sideline and touched him down for a 1-yard loss.

29 Casey Hayward, CB, 2nd Year, Vanderbilt

2013 Season: Talented second-year playmaker who aggravated a hamstring injury during the preseason and was been sidelined throughout the early portion of the regular season...Eventually made his season debut at Minnesota in Week 8, but re-aggravated the injury in Week 10 vs. Philadelphia...Has appeared in three games and made 12 tackles (seven solo).

▶**at San Francisco 49ers (9/8):** Sidelined with a hamstring injury that was aggravated during the preseason, he landed on the inactive list for the first time in his career.

▶**vs. Washington Redskins (9/15) - vs. Cleveland Browns (10/20):** Inactive.

▶**at Minnesota Vikings (10/27):** Made his awaited 2013 season debut, seeing action on 22 defensive plays and finishing with an assisted tackle.

▶**vs. Chicago Bears (11/4):** Saw extended action in his second game back from injury, posting a career-high nine tackles (seven solo).

▶**vs. Philadelphia Eagles (11/10):** Started the game as the team's No. 3 CB and saw action on 23 plays, recording two assisted tackles...Aggravated the hamstring injury in the second half that had affected him throughout the early part of the season and did not return.

▶**at New York Giants (11/17):** Was sidelined during the practice week and was inactive on gameday.

31 Davon House, CB, 3rd Year, New Mexico State

2013 Season: Young defender who has also stood out on special teams in 2013...Has appeared in all 10 games with three starts and posted 19 tackles (18 solo), a sack, an INT and nine passes defended on defense... Is also tied for the team lead on special teams where he has contributed a career-high seven stops on the coverage units.

▶**at San Francisco 49ers (9/8):** Appeared in the game on special teams, recording a team and career-high three tackles on the coverage units, including two as a member of the punt team and one on the kickoff unit... One of his punt tackles came in the fourth quarter when he came from the opposite side of the field to take down WR Kyle Williams, limiting him to a 1-yard return.

▶**vs. Washington Redskins (9/15):** Earned a special teams game ball for his performance that featured a team-leading two tackles on the coverage units, one each on the kickoff and punt teams...Also saw extended action on defense, appearing on 26 plays and posting the second sack of his career and a pass defended...Came in unblocked on a CB blitz off the left edge in the second quarter, patiently waiting for QB Robert Griffin III to carry out a ball fake before taking him down for a 6-yard loss.

▶**at Cincinnati Bengals (9/22):** Saw action on 35 defensive plays as an extra CB in the various subpackages, finishing with two solo tackles.

▶**vs. Detroit Lions (10/6):** Started as the team's No. 3 CB and went on to see action on 62 defensive plays, finishing with a career-high six tackles (all solo) and a pass defended.

▶**at Baltimore Ravens (10/13):** Appeared on 14 defensive plays in the first half and posted one solo tackle and a trio of impressive passes defended... The first pass break-up came along the sideline when he leapt to deflect an underthrown ball intended for WR Marlon Brown that he nearly inter-

cepted...Later found himself matched against Brown on a similar deep ball down the sideline that he also batted away.

►vs. **Cleveland Browns (10/20)**: Had another productive outing, receiving one of the defensive game balls after appearing on 56 plays and finishing with four tackles (three solo and three passes defended, including his first career INT...Picked off QB Brandon Weeden on a fourth-down play in the first quarter on what was an underthrown ball to WR Davone Bess near the sideline...Also had a pair of key pass break-ups in the fourth quarter...The first came on a fourth-and-15 play from the Green Bay 31-yard line when he swatted a deep ball away from WR Josh Gordon, forcing a turnover on downs...Later had another deflection of a third-down throw to Gordon that forced the Browns to attempt another fourth-down conversion.

►at **Minnesota Vikings (10/27)**: Played on defense and special teams...Saw 10 snaps from scrimmage and did not record any statistics...Notched on tackle as a member of the kickoff coverage team.

►vs. **Chicago Bears (11/4)**: Appeared on 24 plays and posted two solo tackles on defense...Also downed a punt by P Tim Masthay at the Chicago 1-yard line late in the second quarter.

►vs. **Philadelphia Eagles (11/10)**: Appeared on 28 defensive plays and posted one solo tackle.

►at **New York Giants (11/17)**: Was thrust into a starting role after regular starter Sam Shields sustained a hamstring injury late in the practice week and was inactive on gameday...Appeared on 58 defensive plays and finished with two solo tackles and a pass defended...Broke up a third-down pass in the second quarter in the end zone intended for WR Victor Cruz, forcing a fourth-down try for the Giants offense.

33 Micah Hyde, CB, Rookie, Iowa

2013 Season: Promising newcomer who turned in an impressive training camp and preseason and has translated that success into regular season play...Has appeared in each of the team's 10 games with one start, and has tallied 28 tackles (23 solo) a sack, a forced fumble and a pass defended and five coverage tackles on special teams...Also serves as the club's primary returner, and has returned 16 punts for 234 yards and a TD (14.6 avg. that ranks No. 3 in the NFL) and nine kickoffs for 188 yards (20.9 avg.).

►at **San Francisco 49ers (9/8)**: Made his professional debut on both defense and special teams...Served as the team's nickel CB with Casey Hayward sidelined due to injury (hamstring)...Appeared on 25 defensive snaps and recorded three solo tackles.

►vs. **Washington Redskins (9/15)**: Saw time on 24 plays, but did not record any statistics.

►at **Cincinnati Bengals (9/22)**: Made his first professional start, opening the game as the third CB in the defense's nickel alignment...Finished with four tackles (three solo).

►vs. **Detroit Lions (10/6)**: Saw brief action on defense and also played on special teams, where he attempted the first punt returns of his career, gaining 7 yards on a pair of returns (3.5 avg.).

►at **Baltimore Ravens (10/13)**: Enjoyed extended playing time, coming on in relief of CB Davon House in the second quarter as the team's nickel CB and appearing on 37 plays...Finished with six tackles (five solo) and both his first career sack and forced fumble...Sack came on the opening drive of the second half when he blitzed off of the left edge and drilled QB Joe Flacco for a 10-yard loss, jarring the ball loose, though it was recovered by the Ravens...Play came on third down and forced a punt...Had another tackle for loss when he tracked down WR Marlon Brown on an end-around later in the third quarter, dropping him for a 2-yard loss...Also enjoyed a productive day on special teams, returning five punts for 68 yards (13.6 avg.) with a long of 23.

►vs. **Cleveland Browns (10/20)**: Saw action on 21 defensive plays and finished with two solo tackles...Received the special teams game ball for his performance in the third phase, one that included a team-high three tackles on the coverage units (all on the kickoff team) and a punt return of 18 yards.

►at **Minnesota Vikings (10/27)**: Had one of the game's biggest plays, returning a second-quarter punt by P Jeff Locke 93 yards for the first TD of his career...Fielded the punt at the Green Bay 7-yard line and quickly shot forward between both converging Minnesota gunners...Ran up the right

side of the field before cutting back to the left at the 30 to evade Locke and going the rest of the way down the left sideline untouched for the score, extending the Packers' lead to 24-10 before halftime...The return tied for the fourth-longest in team history...Also saw 19 plays on defense and finished with six tackles (four solo).

►vs. **Chicago Bears (11/4)**: Tallied a solo tackle on defense...Also returned two punts for 12 yards (6.0) and assumed the team's kickoff return duty, returning two kicks for 50 yards (25.0 avg.).

►vs. **Philadelphia Eagles (11/10)**: Played on defense and special teams...Did not record any statistics on defense as he saw time on just four plays...Returned one punt for 2 yards and four kickoffs for 69 yards (17.3 avg.).

►at **New York Giants (11/17)**: Served as the team's No. 3 CB with starter Sam Shields sidelined due to a hamstring injury...Saw action on 33 defensive plays and finished with six tackles (five solo).

43 M.D. Jennings, S, 3rd Year, Arkansas State

2013 Season: Has started each of the first 10 games at FS...For the season, has posted 51 tackles (43 solo), a sack, a fumble recovery that he returned for a TD and two passes defended.

►at **San Francisco 49ers (9/8)**: Played the entire game in the absence of the injured Morgan Burnett (hamstring), finishing with eight tackles (all solo, one for loss)...TFL came late in the second quarter when he came up in run support to stop RB Frank Gore for a 2-yard loss.

►vs. **Washington Redskins (9/15)**: Started at FS and contributed six tackles (five solo).

►at **Cincinnati Bengals (9/22)**: Had an impactful performance, starting at FS and appearing on 51 plays, finishing with five tackles (four solo, one for loss), and notching both his first career sack and first fumble recovery...Returned the fumble 24 yards for his second career TD, becoming the first Green Bay safety to score on a fumble return since Darren Sharper vs. Jacksonville, Dec. 19, 2004...On the play, alertly picked up a ball that had been jarred loose from RB BenJarvus Green-Ellis' grasp by LB Clay Matthews in the backfield, got up off of the ground and went the rest of the way untouched for the Packers' first TD of the game, pulling them to within 14-10 early in the second quarter...On Cincinnati's next possession, blitzed off the left side of the defense and chased QB Andy Dalton down across the field, dropping him for a 4-yard loss.

►vs. **Detroit Lions (10/6)**: Started at FS with Burnett returning to the starting lineup at the SS position...Appeared on all 67 defensive plays and posted three tackles (all solo) and two passes defended.

►at **Baltimore Ravens (10/13)**: Started at FS and finished with six tackles (four solo).

►vs. **Cleveland Browns (10/20)**: Started at FS and appeared on 46 plays before giving way to Chris Banjo in the second half...Finished with three tackles (two solo).

►at **Minnesota Vikings (10/27)**: Opened the game and saw time on 37 defensive plays, finishing with three tackles (two solo)...Also played on special teams where he made one of the key blocks on CB Micah Hyde's 93-yard punt return in the second quarter...On the play, teamed with CB Jarrett Bush at the beginning of the return to block S Andrew Sendejo, creating the lane used by Hyde to break clear of the coverage unit and get into the open field.

►vs. **Chicago Bears (11/4)**: Finished with five tackles (all solo).

►vs. **Philadelphia Eagles (11/10)**: Started at FS and appeared on 50 defensive snaps, finishing with five tackles (all solo).

►at **New York Giants (11/17)**: Started at FS and posted seven tackles (five solo, one for loss)...Also took a direct snap from LS Brett Goode on a fourth-and-7 play from the Giants' 43-yard line in the third quarter, running for 6 yards off the right edge, but being taken down a yard shy of the first down marker.

97 Johnny Jolly, DE, 5th Year, Texas A&M

2013 Season: Veteran defensive lineman who has returned to the club following a three-year hiatus due to an NFL-issued suspension for violation of the league's substance-abuse policy...Had his suspension lifted by the commissioner on March 4, 2013, and was legally cleared to rejoin the team for the conclusion of the offseason program in late May...Has appeared in

each of the first 10 games with six starts and has posted 26 tackles (12 solo) and a sack.

▶ **at San Francisco 49ers (9/8):** Appeared in his first NFL game since 1/10/2010, starting at LDE and participating on 35 defensive plays... Finished with two tackles (one solo) and was credited with a 2-yard sack for pressuring QB Colin Kaepernick out of bounds behind the line of scrimmage in the second quarter.

▶ **vs. Washington Redskins (9/15):** Once again started at LDE and finished with three tackles (two solo, one for loss) and a QB hit during the game.

▶ **at Cincinnati Bengals (9/22):** Appeared on 19 defensive plays and posted two assisted tackles.

▶ **vs. Detroit Lions (10/6):** Tallied two tackles (both solo).

▶ **at Baltimore Ravens (10/13):** Started at RDE and posted a season-high five tackles (three solo) as part of a run defense that yielded just 47 yards on 22 carries (2.1 avg.)... Was an active part of a second-quarter goal-line stand that saw the Ravens fail to convert despite having first-and-goal from the Green Bay 4-yard line... Finished one of the plays by tackling RB Ray Rice out of bounds at the 1-yard line.

▶ **vs. Cleveland Browns (10/20):** Started and saw action on 20 plays, posting three tackles (two solo, two for loss), contributing to a run defense that limited the Browns to 83 rushing yards on 23 attempts (3.6 avg.), the fourth consecutive game the Packers held the opponent under the 85-yard mark.

▶ **at Minnesota Vikings (10/27):** Started at RDE and appeared on 11 plays, tallying three tackles (one solo), a QB hit and a pressure.

▶ **vs. Chicago Bears (11/4):** Appeared on 27 defensive plays and recorded two assisted tackles.

▶ **vs. Philadelphia Eagles (11/10):** Appeared on 19 defensive plays and posted two tackles (one solo, one for loss).

▶ **at New York Giants (11/17):** Started at RDE and saw time on 16 plays before aggravating a groin injury that limited him in practice during the week... Recorded two assisted tackles, but did not return to the game after half-time.

59 Brad Jones, LB, 5th Year, Colorado

2013 Season: Starter at ILB who opened each of the first four games at the 'Mack' position before suffering a hamstring injury in the first half of the team's Week 5 game vs. Detroit... Missed the Week 6-8 contests due to the injury... Has posted 62 tackles (47 solo), two sacks, a forced fumble, a fumble recovery and a pass defensed.

▶ **at San Francisco 49ers (9/8):** Started at LB and rarely came off the field, finishing with a team-leading 14 tackles (10 solo).

▶ **vs. Washington Redskins (9/15):** Posted six tackles (five solo) and QB hit.

▶ **at Cincinnati Bengals (9/22):** Had an active game tying for the team lead with 13 tackles (11 solo, one for loss) and both a forced fumble and fumble recovery... Forced his second career fumble in the second quarter when he came off of his initial man to bring down TE Jermaine Gresham following a 9-yard gain, ripping the ball from his grasp on his way to the ground, where it was recovered by LB A.J. Hawk... Two possessions later, came off of his rush on a third-down play to recover a ball that had been jarred loose from QB Andy Dalton on a sack by LB Clay Matthews, the first fumble recovery of his career.

▶ **vs. Detroit Lions (10/6):** Started at ILB and recorded five tackles (two solo) and his first sack of the season before departing just before halftime with a hamstring injury... On the sack, came through on a blitz and battled past a block by TE Brandon Pettigrew in the backfield, dropping QB Matthew Stafford for a 6-yard loss.

▶ **at Baltimore Ravens (10/13):** Was ruled out during the practice week and was inactive on gameday.

▶ **vs. Cleveland Browns (10/20):** Inactive.

▶ **at Minnesota Vikings (10/27):** Inactive.

▶ **vs. Chicago Bears (11/4):** Returned to the lineup and was eased into action in a rotation with LB Jamari Lattimore... Started the game and finished with four tackles (two solo).

▶ **vs. Philadelphia Eagles (11/10):** Started and appeared on 43 defensive plays, tallying seven tackles (six solo).

▶ **at New York Giants (11/17):** Tied for the team lead with 13 tackles (11 solo,

three for loss) and posted his second sack of the season... Played the line of scrimmage aggressively throughout the game, including in the third quarter when he shot past LG Kevin Boothe and dropped RB Andre Brown for a 2-yard loss... Recorded the sack in the fourth quarter when he timed the snap and came through untouched between C and LG and took down QB Eli Manning for a 9-yard loss.

95 Datone Jones, DE, Rookie, UCLA

2013 Season: Drafted by the Packers with the No. 26 overall selection in the first round... Has contributed as part of the DL rotation, appearing mostly as inside rusher on passing downs... For the season, has played in all 10 games and recorded 14 tackles (eight solo), three sacks and a fumble recovery, and has also blocked a PAT on special teams.

▶ **at San Francisco 49ers (9/8):** Made his NFL debut, appearing on 18 defensive plays and finishing with two assisted tackles.

▶ **vs. Washington Redskins (9/15):** Appeared on 20 plays and posted one solo tackle.

▶ **at Cincinnati Bengals (9/22):** Saw action on 10 defensive plays and notched an assisted tackle... Contributed on special teams by blocking an extra point following a Bengals TD in the fourth quarter, swatting K Mike Nugent's attempt cleanly to hold the Packers lead at 30-27... Marked the first blocked PAT by the Packers since DE Cullen Jenkins had one at Carolina, Oct. 3, 2005.

▶ **vs. Detroit Lions (10/6):** Appeared on 23 defensive plays and finished with one solo tackle.

▶ **at Baltimore Ravens (10/13):** Saw action on 17 plays and recorded an assisted tackle, a QB hit and a fumble recovery... Was involved in the first turnover play of his young career when late in the first half he disengaged from a rush and picked up a fumble that had been forced on a strip-sack by LB Nick Perry... Returned the ball 20 yards to the Baltimore 13-yard line, where he was tackled with :02 remaining in the half, setting up a 31-yard FG by K Mason Crosby.

▶ **vs. Cleveland Browns (10/20):** Had a productive outing, appearing on 23 defensive plays and tallying three pressures and a QB hit.

▶ **at Minnesota Vikings (10/27):** Appeared on 21 plays and finished with one solo tackle, two pressures and a QB hit.

▶ **vs. Chicago Bears (11/4):** Tallied two tackles (both solo) and notched his first career sack when he took down QB Josh McCown for 1-yard loss in the second quarter.

▶ **vs. Philadelphia Eagles (11/10):** Had his most productive game to this point in the season, finishing with four tackles (three solo, two for loss), a career-high two sacks and two QB hits... Both of his sacks came on third downs and forced Philadelphia punts... The first came on the Eagles' first possession when he dropped in a zone coverage on a third-and-13 and mirrored QB Nick Foles, who he stepped up to drop for a 2-yard loss as he tried to escape the pocket... Later picked up his second sack in impressive fashion as he bulled Pro Bowl LT Jason Peters backward and disengaged from the block to sack Foles for a 6-yard loss... The two sacks tied the single-game franchise rookie record and became the first rookie to achieve the feat since LB Brad Jones did so at Pittsburgh on Dec. 20, 2009.

▶ **at New York Giants (11/17):** Appeared on 17 plays and posted an assisted tackle, two pressures and a QB hit.

89 James Jones, WR, 7th Year, San Jose State

2013 Season: Veteran WR who has picked up where he left off in 2012 as an established, consistent threat in the Green Bay offense... Started the first five games and posted 20 catches for 349 yards (17.5 avg.) and two TDs... Suffered a knee injury at Baltimore in Week 6 that landed him on the inactive list for the Week 7-8 contests vs. Cleveland (Oct. 20)... For the season, has appeared in eight games (all starts), and made 27 catches for 465 yards (17.2 avg.) and two TDs.

▶ **at San Francisco 49ers (9/8):** Started at WR, but did not record any statistics.

▶ **vs. Washington Redskins (9/15):** Rebounded from a quiet first week, delivering an excellent performance that featured career highs in both catches (11) and receiving yards (178) and an impressive 16.2-yard average... Did the majority of his damage in the first half, collecting nine of his catches

and 152 of the yards before halftime, helping to stake the Packers to a 24-0 lead at the intermission...Became the first Packer to have double-digit receptions since WR Donald Driver (10) at Detroit on Nov. 22, 2007, and his 11 were the most since Driver posted the same number at Minnesota, Dec. 24, 2004...The yardage total was the most by a Green Bay player since Driver had 191 at Minnesota, Sept. 12, 2006, and became the first Packer to have an 11-catch, 175-yard receiving game since Javon Walker had 11-200 at Indianapolis, Sept. 26, 2004...Ran past CB David Amerson on a go-route in the second quarter, taking advantage of a blown coverage that resulted in a 57-yard gain, his longest reception since a 65-yard TD at Detroit, Nov. 24, 2011...The primary contributor the team's yards after the catch total of 295, the highest single-game mark in franchise history and the most in the NFL since the statistic began being kept in 1993.

▶**at Cincinnati Bengals (9/22):** Finished with four catches for 34 yards (8.5 avg.) and his first TD of the season, scoring from 7 yards out in the third quarter to extend the Green Bay lead to 30-14 (following PAT)...Also drew a defensive holding call on CB Adam Jones in the end zone that ultimately led to a FG...On the next drive, drew an unnecessary roughness penalty against LB Vontaze Burfict on what was ultimately also a FG drive.

▶**vs. Detroit Lions (10/6):** Had another impactful performance that saw him contribute a game-high 127 receiving yards and a TD on four catches, a 31.8-yard average...The outing was highlighted by his career-long 83-yard catch-and-run TD in the third quarter that extending the Green Bay lead to 16-3 (following PAT)...On the play, ran a go-route on the outside against CB Chris Houston, and when S Louis Delmas played the middle of the field against WR Randall Cobb, Jones streaked past Houston, catching the ball at the Green Bay 46-yard line and outrunning the CB the rest of the way for the score...The catch bested his previous career long, a 79-yarder at Denver on Oct. 29, 2007, and the performance marked the ninth 100-yard receiving game of his career...Combined with Cobb's 67-yard run earlier in the quarter, the two became the first pair of teammates to have an 80-yard reception and 65-yard run in the same game since the Los Angeles Raiders accomplished the feat on Nov. 5, 1989...Directly contributed to Cobb's long run with a strong seal block on the outside against Houston that helped create the lane at the start of the run...Later beat Houston again on another contested ball, leaping to haul in a 39-yard pass despite a defensive pass interference flag.

▶**at Baltimore Ravens (10/13):** Started the game and made one catch for 10 yards...Suffered a knee injury while blocking on a running play in the first quarter when another player was blocked into him...Exited the game and did not return.

▶**vs. Cleveland Browns (10/20):** Was sidelined due to the knee injury during the practice week and ruled inactive on gameday, the first game in nearly five years that he'd missed due to injury (at New Orleans, 11/24/08), snapping a streak of 82 consecutive games played (including playoffs).

▶**at Minnesota Vikings (10/27):** Inactive.

▶**vs. Chicago Bears (11/4):** Returned to action after missing the previous two games...Started at WR and finished with one catch for 17 yards.

▶**vs. Philadelphia Eagles (11/10):** Finished with four catches for 44 yards (11.0 avg.).

▶**at N.Y. Giants (11/17):** Started at WR and finished with two catches for 55 yards (27.5 avg.)...Saw his game-long 45-yard grab come in the second quarter when he beat CB Prince Amukamara to the inside on a deep vertical route and dove to make the catch and land at the Giants' 12-yard line.

30 John Kuhn, FB, 8th Year, Shippensburg

2013 Season: Steady pro who has played in 101 games with the Packers (2007-13), the most by an offensive player on the roster over that span...Missed the Week 3 contest at Cincinnati with a hamstring injury but has appeared in nine games with four starts and posted nine catches for 45 yards (5.0 avg.) and five carries for 23 yards (4.6 avg.).

▶**at San Francisco 49ers (9/8):** Played on both offense and special teams...Had one carry for 3 yards on offense and was credited with a special teams tackle as a member of the punt coverage unit.

▶**vs. Washington Redskins (9/15):** Started at FB and saw time on both special teams and on offense, but did not record any statistics...Suffered a hamstring injury during the game and did not return.

▶**at Cincinnati Bengals (9/22):** Missed the practice week while rehabilitating the hamstring injury he suffered the week before and was inactive for the game...Marked just the third game he'd missed due to injury in his career.

▶**vs. Detroit Lions (10/6):** Played on special teams, but did not record any statistics.

▶**at Baltimore Ravens (10/13):** Played on offense and special teams as he continued to be eased back into the lineup...Finished with two receptions for 9 yards (4.5 avg.) and one carry for 2 yards.

▶**vs. Cleveland Browns (10/20):** Appeared on offense and special teams, making one catch for 8 yards and carrying the ball once for 4 yards.

▶**at Minnesota Vikings (10/27):** Started at FB and appeared on 29 offensive plays, finishing with one catch for 7 yards...The reception marked a key conversion of a fourth-and-1 from the Minnesota 35-yard line early in the second quarter, continuing what was ultimately a 17-play, 70-yard FG drive that culminated with a 30-yard FG by K Mason Crosby.

▶**vs. Chicago Bears (11/4):** Appeared on offense and special teams, but did not record any statistics.

▶**vs. Philadelphia Eagles (11/10):** Carried once for 2 yards, converting a fourth-and-1 at the Philadelphia 26-yard line during a second-quarter drive...Also made a pair of catches for 10 yards (5.0 avg.).

▶**at N.Y. Giants (11/17):** Started at FB and finished with three catches for 11 yards (3.7 avg.) and also carried once for 12 yards, his longest rushing attempt since Dec. 11, 2011.

27 Eddie Lacy, RB, Rookie, Alabama

2013 Season: Rookie ballcarrier who has emerged as the lead back in the Packers' offense, having carried 172 times for 696 yards (4.0 avg.) and five TDs...His yardage total leads all NFL rookies, despite his missing all but the first series in Week 2 vs. Washington and missing the entire Week 3 contest at Cincinnati due to a concussion...Was named the NFL's Offensive Rookie of the Month for an October that saw him lead all players with 395 yards on 97 carries (4.1 avg.), as he joined RB Samkon Gado (November 2005) as the only two Packers to have ever earned the monthly honor...Has also made 16 catches for 110 yards (6.9 avg.) in the passing game.

▶**at San Francisco 49ers (9/8):** Had an up-and-down performance in his NFL debut, carrying 14 times for 41 yards (2.9 avg.) and a TD...Added a 31-yard reception on the offense's first TD drive in the first quarter, taking the ball all the way to San Francisco's 5-yard line on a screen pass from QB Aaron Rodgers...Rebounded from a costly second-quarter fumble to drive the running game in the second half, highlighted by a fourth-quarter drive in which he carried five times for 20 yards (4.0 avg.) and capped it with his first NFL TD, a 2-yard score that gave the Packers their first lead, 28-24...Became the third rookie to start the season opener at RB for Green Bay since the AFL-NFL merger in 1970, joining John Brockington (1971) and Brandon Jackson (2007).

▶**vs. Washington Redskins (9/15):** Started at RB, but suffered a concussion on the tail end of his first carry - a 10-yard gain - when S Brandon Meriweather's helmet made contact with his...Was removed from the game and did not return.

▶**at Cincinnati Bengals (9/22):** Was sidelined during the practice week as he progressed through the NFL's concussion-testing protocol and was inactive for the game.

▶**vs. Detroit Lions (10/6):** Returned to action during the week of preparation and started the game at RB...Carried 23 times for 99 yards (4.3 avg.), finding consistent running lanes against a stout defensive front.

▶**at Baltimore Ravens (10/13):** Topped the century mark for the first time in his career with a memorable outing on the road against the defending champions...Carried 23 times for 120 yards (5.2 avg.) and set the tone almost immediately in what was a hard-fought, physical road win for Green Bay...Saw his first carry of the game go for 10 yards and made a sharp cut-back on his second for what resulted in a season-long 37 yard burst off the left side...Repeatedly finished runs against a talented Ravens defense and his yardage total was the most surrendered by Baltimore at home since RB Peyton Hillis had 144 on 9/26/10 as a member of the Cleveland Browns...Coupled with his 99-yard effort in Week 5, became the first Green Bay rookie since RB John Brockington in 1971 to have 99-plus rushing yards in

consecutive games...Delivered the knockout blow on the final drive of the fourth quarter with the Packers clinging to a 19-17 lead, going for 4 yards off the left side on a critical third-and-2, alertly sliding down in bounds and allowing the Packers to run out the remaining 1:32 on the clock.

▶**vs. Cleveland Browns (10/20):** Started at RB and grounded out 82 yards on 22 carries (3.7 avg.), scoring his second TD of the season...Also added a season-high five catches for 26 yards (5.2 avg.)...Scored the TD on a 1-yard run in the first quarter that capped an 11-play scoring drive and extended the early Green Bay lead to 14-0 (following PAT).

▶**at Minnesota Vikings (10/27):** Had another gritty performance, carrying a season-high 29 times for 94 yards (3.2 avg.) and teaming with fellow RB James Starks (7-57) to add a powerful ground game to the offense's efficient passing attack...Consistently fell forward on runs and scored his third TD of the season on a 1-yard carry in the third quarter that extended the Green Bay lead to 31-17 (following PAT)...Also chipped in four catches for 18 yards (4.5 avg.) in the passing game.

▶**vs. Chicago Bears (11/4):** Carried the offense on a night that saw Rodgers (collarbone) lost for the game at the end of the opening series...Finished with 22 carries for a season-high 150 yards (6.9 avg.) and a TD...The yardage total was the second most in franchise history by a rookie (Samkon Gado - 171, Dec. 11, 2005) and the most by any Packer since RB Ryan Grant's 156-yard outing vs. Oakland, Dec. 9, 2007...On the offense's opening play of the second half, ripped off a career-long 56-yard run off the right side and was tackled at the 1-yard line...Rumbled into the end zone on the following play for a 1-yard TD that tied the score at 17-17.

▶**vs. Philadelphia Eagles (11/10):** Posted 73 rushing yards on 24 attempts (3.0 avg.), as he attempted to find running room despite injuries once again befalling the offense, most importantly the offensive line...The unit lost starting C Evan Dietrich-Smith, forcing G T.J. Lang to play the position for the first time in his career...Also saw QB Seneca Wallace, starting in place of the injured Rodgers (collarbone) exit the game following the first series with a groin injury...Also added two receptions for 11 yards (5.5 avg.).

▶**at New York Giants (11/17):** Had his most challenging rushing game as a pro, facing crowded fronts and an attacking Giants defense that limited him to 27 yards on 14 carries (1.9 avg.) during the game...Was able to score his fifth TD of the season on a 4-yard plunge in the fourth quarter that pulled the Packers to within 20-13 with 12:43 remaining, an effort play that saw him drag DT Cullen Jenkins with him on his way into the end zone...Also had two catches for 21 yards (10.5 avg.).

70 T.J. Lang, G, 5th Year, Eastern Michigan

2013 Season: Veteran blocker who has made a successful transition to RG as part of what has been a balanced, productive offense in 2013...Has started each of the first 10 games and his 40 starts over the last two-plus seasons are the most by a Green Bay OL.

▶**at San Francisco 49ers (9/8):** Opened the season making his first career start at his new RG position, and helped the offense to four TD drives and 385 total yards, while surrendering just two sacks to the 49ers' attacking front.

▶**vs. Washington Redskins (9/15):** Started at RG for a protection unit that bounced back from a rocky start to contribute to what was a record-setting day for the offense...Allowed QB Aaron Rodgers time to complete 34 of 42 attempts for a franchise-record-tying 480 yards and four TDs with no INTs...Also helped establish a strong running game that saw RB James Starks carry 20 times for 132 yards (6.6 avg.) and a TD, making him and Rodgers the first pair of teammates in NFL history to eclipse the 450-yard passing and 125-yard rushing marks in the same game.

▶**at Cincinnati Bengals (9/22):** Started at RG and split duty facing the talented DT tandem of Geno Atkins and Domata Peko for much of the game...Helped the offense produce another impressive rushing performance that yielded 182 yards on 30 attempts (6.1 avg.), the most in a game by the Packers since Oct. 25, 2009, at Cleveland (a game he started at LT)...Blocked for the second 100-yard rusher in as many weeks, as rookie RB Johnathan Franklin carried 13 times for 103 yards (7.9 avg.) and a TD, the first time the Packers have had back-to-back 100-yard rushers in consecutive games since Weeks 16-17 of the 2007 season...Made a good second-level block on LB Rey Mauluga on Franklin's 51-yard run in the third quarter, the

longest by a Packers rookie since Dec. 11, 2005.

▶**vs. Detroit Lions (10/6):** Received one of the offense's game balls for his performance against the talented Lions' interior DL...Helped create consistent running lanes for a ground game that piled up 180 yards on 33 attempts (5.5 avg.) and consistently found holes up front...Made a pair of blocks on the backside of WR Randall Cobb's 67-yard run off of left tackle in the third quarter, the longest run by a Packer since Oct. 10, 2010...At the start of the play, started on DT Nick Fairley, before moving to the second level to get just enough of LB Stephen Tulloch to free Cobb into the secondary.

▶**at Baltimore Ravens (10/13):** A key part of an offensive line that battled a tough Baltimore front seven en route to a 19-17 road win for Green Bay...Helped block for a run game that produced a 100-yard rusher for the third time in four games as rookie RB Eddie Lacy ground out 120 rushing yards on 23 attempts (5.2 avg.), and the team rushing numbers were 30 attempts for 140 yards (4.7 avg.) during the game...Took turns matching up against perennial Pro Bowl DT Haloti Ngata, and acquitted himself well, including on the game's second play, when he walled him off on what was a 37-yard game-long cutback run by Lacy.

▶**vs. Cleveland Browns (10/20):** Part of a protection unit that helped provide Rodgers time to complete 25 of 36 passes for 260 yards and three TDs with no INTs, while only being sacked once during the game...The offense produced five scoring drives (four TD, one FG) en route to a 31-13 victory.

▶**at Minnesota Vikings (10/27):** Contributed to an offensive line that cleared the way for 464 yards and seven scoring drives (four TDs, three FGs) in what was an impressive offensive outing...Protected for Rodgers as he completed 24 of 29 attempts for 285 yards and two TDs with no INTs, while being sacked just twice, both on broken plays near the line of scrimmage...Also helped create balance with the running game as the Packers ripped off 182 rushing yards and two TDs on 42 attempts (4.3 avg.)...Made a key block to wall off DT Kevin Williams and create the running lane used by Starks on his 25-yard TD in the third quarter that increased the Green Bay lead to 38-17.

▶**vs. Chicago Bears (11/4):** Started at RG, but exited the game in the second half after suffering a concussion and did not return.

▶**vs. Philadelphia Eagles (11/10):** Started at RG, but shifted to C in the second quarter after starter Evan Dietrich-Smith suffered a knee injury and did not return...Marked the first time in his career that he played the position in a game, and has now appeared at all five spots up front during his four-plus seasons...Made the challenging transition almost seamlessly during the game, as he did not have an errant snap and helped block for an offense that produced 396 yards on 75 plays (5.3 avg.).

▶**at New York Giants (11/17):** Returned to RG with Dietrich-Smith available for the game...Started at his familiar post and helped aid a protection unit that allowed QB Scott Tolzien to complete 24 of 34 attempts for 339 yards without being sacked in what was his first career start...Made a good block to seal the backside of Lacy's 4-yard TD run in the fourth quarter, staying in front of DT Johnathan Hankins as the RB plunged into the end zone.

57 Jamari Lattimore, LB, 3rd Year, Middle Tennessee State

2013 Season: A core special teams player who has seen the most extended action of his career on defense due to injuries at the ILB position...Has appeared in all 10 games with three starts and made 28 tackles (23 solo) and two sacks on defense, and also added four stops, a blocked kick and an onside kick recovery on special teams.

▶**at San Francisco 49ers (9/8):** Played on special teams, but did not record any statistics.

▶**vs. Washington Redskins (9/15):** Played on special teams, but did not record any statistics.

▶**at Cincinnati Bengals (9/22):** Tallied a team-high two tackles on special teams, making a pair of stops on the kickoff coverage unit.

▶**vs. Detroit Lions (10/6):** Saw the first scrimmage action of his career, coming on in relief during the second half after both Brad Jones (hamstring) and Robert Francois (Achilles) departed with injuries...Appeared on 17 plays at ILB and finished with one solo tackle.

▶**at Baltimore Ravens (10/13):** Made his first career start at the 'Mack' LB position with Jones sidelined and Francois lost for the season...Turned in

an impressive debut outing that included seven tackles (five solo, two for loss) and a QB hit...Made one of his TFLs on the game's second play when he shot through the line and dropped RB Ray Rice for a 2-yard loss...Made another play behind the line on the first play of the second half when he powered through FB Vonta Leach and tackled RB Bernard Pierce for a loss of 3 yards in the backfield...Was also part of an inspired goal line effort in the second quarter that saw the Ravens fail to score despite a first-and-goal from the Green Bay 4-yard line...Capped the series by teaming with CB Micah Hyde and DT Mike Daniels on the crucial fourth-down play to stop Pierce short of the goal line.

►vs. **Cleveland Browns (10/20)**: Received a defensive game ball for his effort in what was his second career start...Saw action on 51 defensive plays and finished with a team-high-tying 14 tackles (11 solo, one for loss) and his first career sack...Sack came in the third quarter when he blitzed and fought off a block by G Shawn Lauvao to take down QB Brandon Weeden for a 2-yard loss.

►at **Minnesota Vikings (10/27)**: Started his third consecutive game and finished with three tackles (all solo) and recorded a sack for the second week in a row...Sack came in the fourth quarter when he blitzed between RG and RT and burst past G Brandon Fusco, pursuing QB Christian Ponder as he stepped forward in the pocket and dropping him at the line of scrimmage.

►vs. **Chicago Bears (11/4)**: Had a memorable performance on special teams during the game, blocking a punt and recovering the second onside kick of his career, a pair of possession-changing plays that ultimately resulted in 10 points for the Packers...Blocked the punt in the first quarter when he came through the protection and dove to bat P Adam Podlesh's kick that bounced all the way to the Chicago 32-yard line where it was recovered by S Chris Banjo...RB James Starks scored on a 32-yard TD on the first play of the ensuing series to give Green Bay a 10-7 lead...Later made the onside kickoff recovery on a surprise onside attempt that followed the Packers' TD on the opening drive of the second half...The ensuing series culminated with 23-yard FG by K Mason Crosby...On defense, rotated at ILB with a Jones returning from injury, and posted three tackles (all solo).

►vs. **Philadelphia Eagles (11/10)**: Played on special teams and also saw nine snaps on defense, but did not record any statistics.

►at **New York Giants (11/17)**: Played in the game exclusively on special teams, but did not record any statistics.

8 Tim Masthay, P, 4th Year, Kentucky

2013 Season: Established specialist who continues to improve upon his own franchise records and has also undertaken the task of kicking off at times in 2013...Has punted 36 times for 1,614 yards (44.8 avg., 39.6 net), landing 13 inside the 20-yard line...Also has 15 touchbacks on kickoff opportunities through 10 games.

►at **San Francisco 49ers (9/8)**: Started the season strong with a six-punt outing that featured a gross average of 46.2 yards and a net of 44.8...Allowed just two returns for 8 yards (4.0 avg.)...Also undertook kickoff responsibilities for the first time in his career, netting three touchbacks in five attempts and making a solo tackle of CB Perrish Cox on a first-quarter return.

►vs. **Washington Redskins (9/15)**: Punted three times for 121 yards (40.3 avg., 37.3 net), landing one inside the 20-yard line...Also had seven kickoffs, booming four into the end zone for touchbacks.

►at **Cincinnati Bengals (9/22)**: Finished with three punts for 130 yards (43.3 avg. 43.3 net), landing all three inside the 20-yard line and not allowing a return...Also boomed two touchbacks on kickoffs and held for all three of K Mason Crosby's successful FG attempts and all three PATs during the game.

►vs. **Detroit Lions (10/6)**: Had three punts for 141 yards (47.0 avg., 33.7 net), landing one inside the 20-yard line...Drilled a career-high five kickoffs into the end zone for touchbacks...Also held for each of K Mason Crosby's franchise-record-tying five FGs, featuring makes from 26, 52, 31, 42 and 45 yards.

►at **Baltimore Ravens (10/13)**: Punted six times for 329 yards (54.8 avg., 41.8 net)...Also held for all five of Crosby's FG attempts, including four successful conversions (45, 31, 50, 31 yards), setting a new franchise record for FGs over a two-game span (nine).

►vs. **Cleveland Browns (10/20)**: Had three punts for 90 yards (30.0 avg, 30.0

net), including one landed inside the 20-yard line...Marked his 85th career punt inside the 20, tying with Josh Bidwell for the second-most in franchise history (since 1976), trailing only Craig Hentrich (104).

►at **Minnesota Vikings (10/27)**: Saw his opening kickoff returned for a TD and was relieved of that duty by Crosby for the purpose of directional kicking for the remainder of the game...Did not attempt a punt on the evening, the result of an efficient offense and special teams that produced 44 points on seven scoring drives (four TDs, three FGs) and a punt return TD...Marked the first time since Dec. 17, 1989 (at Chicago), that Green Bay did not attempt a punt during a regular-season game.

►vs. **Chicago Bears (11/4)**: Punted six times for 250 yards (41.7 avg., 37.8 net), landing four inside the 20-yard line and allowing WR Devin Hester just one return during the game...During the game, surpassed Josh Bidwell for the second most punts inside the 20 in team history.

►vs. **Philadelphia Eagles (11/10)**: Had two punts for 96 yards (48.0 avg., 48.0 net), landing one inside the 20...Also held for each of Crosby's four FG attempts, including makes of 26 and 35 yards.

►at **New York Giants (11/17)**: Punted four times for 180 yards (45.0 avg., 37.0 net), landing one inside the 20...Drew a running-into-the-kicker penalty on WR Louis Murphy in the third quarter that moved the Packers into a fourth-and-7...The punt team attempted a direct-snap fake to S M.D. Jennings on the following play that came up a yard short of the first down...Also held for both of Crosby's successful FG attempts, including his 57-yarder as time expired in the first half, the longest outdoor FG in franchise history and the longest in the history of MetLife Stadium.

52 Clay Matthews, LB, 5th Year, Southern California

2013 Season: Standout defender who has delivered his typically impactful performances when available during what was an injury-plagued first half of the season...Started each of the first four games at ROLB, but was forced from the Week 3 contest at Cincinnati before halftime with a hamstring injury and later a broken thumb in the team's Week 5 game vs. Detroit...Missed the Week 6-9 games in an effort to allow the thumb to heal properly and returned for the team's Week 10 matchup vs. Philadelphia, wearing a protective club cast on his hand...For the season, has posted 29 tackles (17 solo), four sacks, two forced fumbles and three passes defensed.

►at **San Francisco 49ers (9/8)**: Delivered an impactful performance, seeing time on 71 defensive plays and posting a career-high 10 tackles (eight solo), including three for loss and a sack...First TFL came on San Francisco's second drive when he shot inside of FB Bruce Miller and buried RB Kendall Hunter for a 7-yard loss...First sack of the season came late in the second quarter when he rushed to the inside of the protection and beat LG Mike Lupati to take down QB Colin Kaepernick for a 6-yard loss...Dropped Kaepernick again in the third quarter when he once again exploded off the ball unblocked and stopped him for a 7-yard loss in the backfield on a designed QB run.

►vs. **Washington Redskins (9/15)**: Appeared on 55 plays and finished with four tackles (one solo, one for loss) and two QB hits...Tackle for loss came when he chased RB Alfred Morris from the backside on a running play and teamed with DE Mike Daniels to drop him for a 1-yard loss.

►at **Cincinnati Bengals (9/22)**: Rebounded from an unusually quiet outing the previous week to make a significant impact in a performance that was shortened due to injury...Finished with two tackles (both solo, both for loss), a sack and a career-high two forced fumbles (that were recovered by the Packers) despite exiting the game just before halftime with a hamstring injury...First forced fumble came on a third-and-1 play with the Packers trailing 14-3 in the second quarter...The Bengals attempted a running play to the opposite side off of RT, but Matthews read the play and exploded down the line unblocked, flying in to nail RB BenJarvus Green-Ellis and jar the ball loose, where it was recovered by S M.D. Jennings and returned 24-yards for a TD...Triggered his first sack-fumble of the season on the Bengals' next drive when he surged upfield against LT Andrew Whitworth before coming back toward the pocket to drill QB Andy Dalton and knock the ball out, where it was recovered by LB Brad Jones...His pair of turnovers resulted in 10 points amidst a 30-point unanswered stretch by Green Bay in the second and third quarters.

►vs. **Detroit Lions (10/6)**: Started and appeared on 42 defensive plays before departing in the third quarter with a thumb injury...Finished with six tackles (three solo), his third sack of the season and a pass defended...Suffered the injury on the sack play when he came free off the edge and dropped QB Matthew Stafford for a 12-yard loss.

►at **Baltimore Ravens (10/13)**: Underwent surgery to repair his thumb following the Lions game and was inactive on gameday.

►vs. **Cleveland Browns (10/20) - vs. Chicago Bears (11/4)**: Inactive.

►vs. **Philadelphia Eagles (11/10)**: Returned to action during the practice week, wearing a protective club cast on his right hand as the thumb continued to heal...Started the game at ROLB and appeared on 36 defensive plays, but was noticeably affected by the immobility of his hand...Finished with three tackles (one solo).

►at **New York Giants (11/17)**: Started the game and played 58 snaps with increased effectiveness due to a significantly reduced cast on his right hand...Finished with four tackles (two solo), a sack, two passes defended and both a QB hit and a pressure...Set the tone for his play on the game's first play when he set the edge against TE Bear Pascoe and buried RB Andre Brown for a 3-yard loss in the backfield...Both of his passes defended came on balls batted at the line of scrimmage, including one that forced WR Hakeem Nicks to catch the deflection behind the line and led to a TFL for CB Tramon Williams...Sack came on a third down in the fourth quarter when he lined up over RG and fought his way toward the middle of the pocket to drop QB Eli Manning for a 7-yard loss, forcing a punt.

22 Jerron McMillian, S, 2nd Year, Maine

2013 Season: Second-year man who continues to compete for playing time in the secondary and is also a factor on special teams...Has appeared in all 10 games with two starts and tallied 17 tackles (14 solo) and a pass defended...Also has contributed two tackles on special teams.

►at **San Francisco 49ers (9/8)**: With regular starter Morgan Burnett sidelined by a hamstring injury, started at SS with M.D. Jennings shifting to FS and appeared on all 75 defensive plays, tallying seven tackles (six solo) during the game.

►vs. **Washington Redskins (9/15)**: Started at SS in the continued absence of Burnett and finished with five tackles (all solo).

►at **Cincinnati Bengals (9/22)**: Appeared on 12 defensive plays and finished with one assisted tackle and one pass defended...Broke up a third-down pass intended for TE Jermaine Gresham in the second quarter to force a punt.

►vs. **Detroit Lions (10/6)**: Relegated to reserve duty with Burnett returning to action...Appeared on 20 defensive plays and posted two solo tackles...Also added a tackle as a member of the kickoff coverage team, dropping WR Micheal Spurlock at the Detroit 16-yard line in the first quarter.

►at **Baltimore Ravens (10/13)**: Appeared on 22 defensive plays and had one solo tackle.

►vs. **Cleveland Browns (10/20)**: Played exclusively on special teams and was credited with a tackle on the punt coverage unit.

►at **Minnesota Vikings (10/27)**: Appeared on special teams, where he had a hand in one of the game's impactful plays...Made a key block on CB Marcus Sherels to help create a lane at the beginning of a second-quarter punt return that CB Micah Hyde brought back for a 93-yard TD.

►vs. **Chicago Bears (11/4)**: Played on special teams and also three defensive snaps, recording an assisted tackle.

►vs. **Philadelphia Eagles (11/10)**: Played on special teams, but did not record any statistics.

►at **New York Giants (11/17)**: Played on special teams.

55 Andy Mulumba, LB, Rookie, Eastern Michigan

2013 Season: One of three non-drafted free agents to make the opening-day roster in 2013, joining S Chris Banjo and G Lane Taylor...A collegiate DE who has undertaken the conversion to OLB in the Packers' 3-4 defensive front, he has played in eight games with two starts and posted 12 tackles (four solo) on defense and three on special teams...Sustained an ankle injury in the team's Week 9 contest vs. Chicago and was inactive for the ensuing two games.

►at **San Francisco 49ers (9/8)**: Made his professional debut on special teams,

but did not record any statistics.

►vs. **Washington Redskins (9/15)**: Played on special teams, recording his first career coverage tackle on the punt team...Also saw his first action from scrimmage, appearing on eight defensive plays in the second half and recording an assisted tackle.

►at **Cincinnati Bengals (9/22)**: Participated on special teams, recording a solo tackle as a member of the kickoff coverage unit.

►vs. **Detroit Lions (10/6)**: Appeared on both defense and special teams...Entered the OLB rotation in the second half after LB Clay Matthews suffered a thumb injury and did not return...Appeared on 17 defensive plays and finished with a season-high three tackles (two solo)...Also tallied another special teams tackle as a member of the kickoff coverage unit.

►at **Baltimore Ravens (10/13)**: Saw extended action with Matthews sidelined with the thumb injury, appearing on 37 defensive plays and recording four tackles (three solo) and a pressure.

►vs. **Cleveland Browns (10/20)**: With injuries to Matthews and fellow OLB Nick Perry (foot), started his first career game, opening the contest at LOLB...Appeared on 60 plays and posted an assisted tackle.

►at **Minnesota Vikings (10/27)**: Saw action on 14 defensive plays and posted one solo tackle and a QB hit.

►vs. **Chicago Bears (11/4)**: Started at ROLB...Appeared on 21 defensive plays, recording an assisted tackle...Suffered an ankle injury in the first half and did not return.

►vs. **Philadelphia Eagles (11/10)**: Was limited during the practice week due to the ankle injury and was inactive on gameday.

►at **New York Giants (11/17)**: Was again limited throughout the practice week and was inactive on gameday.

96 Mike Neal, DE/LB, 4th Year, Purdue

2013 Season: Multi-talented power player who began the 2013 season in a DE/OLB hybrid role that has him lining up in various places across the defensive front...Has seen the majority of his playing time as an OLB, having played in all 10 games with six starts (at LOLB) and registering 35 tackles (19 solo), two sacks, an INT and a pass defended.

►at **San Francisco 49ers (9/8)**: Saw split action in his debut role as a hybrid OLB/DE, ultimately appearing on 45 defensive plays and finishing with a career-high seven tackles (two solo).

►vs. **Washington Redskins (9/15)**: Saw 33 snaps split almost evenly between the two positions and finished with three tackles (two solo) and also posted the first INT of his career...INT of QB Robert Griffin III came late in the second quarter when he carried TE Logan Paulsen down the seam before passing him to the safety...Turned back to see a ball carrom off of the hands of WR Joshua Morgan and into the air where he collected it and returned it 5 yards.

►at **Cincinnati Bengals (9/22)**: Saw action on 35 plays between the two positions and finished with two tackles (one solo).

►vs. **Detroit Lions (10/6)**: Had his finest performance as a pro, earning a defensive game ball after making his first career start at OLB and posting a career-high eight tackles (five solo, three for loss) and his first sack of the season...Beat RT Jason Fox on the Lions' two-minute drive before halftime, dropping QB Matthew Stafford for a 4-yard loss.

►at **Baltimore Ravens (10/13)**: Started at LOLB and played extensively with fellow OLB Clay Matthews sidelined with a thumb injury...Appeared on 51 defensive plays and was credited with a QB hit.

►vs. **Cleveland Browns (10/20)**: Saw action on 34 defensive plays and was credited with a QB hit and a pressure.

►at **Minnesota Vikings (10/27)**: With both Matthews and fellow OLB Nick Perry (foot) remaining sidelined, he started at LOLB and appeared on 42 plays, finishing with two tackles (both solo) and both a QB hit and a pressure.

►vs. **Chicago Bears (11/4)**: Started at LOLB and finished with six tackles (three solo) and two QB hits.

►vs. **Philadelphia Eagles (11/10)**: Started at LOLB and appeared on 38 plays, finishing with three solo tackles.

►at **New York Giants (11/17)**: Started at LOLB and sat action on 50 plays, tallying four tackles (two solo, one for loss) and his second sack of the season...Sack came in the fourth quarter when he made a rare appearance in a

two-point stance as one of two down linemen in one of the sub-defenses... Ripped his away around the left edge past LT Will Beatty and dropped QB Eli Manning for a 6-yard loss to force a punt.

87 Jordy Nelson, WR, 6th Year, Kansas State

2013 Season: Sixth-year veteran wideout who has bounced back from an injury-plagued 2012 season to re-establish himself as the difference-making downfield force he was during his breakout 2011 campaign...Has started each of the first 10 games and leads the team with 57 catches, 889 receiving yards (15.6 avg.), and seven TDs.

▶**at San Francisco 49ers (9/8):** Despite missing all but one series of the preseason due to injury, he opened the regular season in stride, tying for a team high with seven catches for 130 yards (18.6 avg.) and a TD... Marked his 10th career 100-yard receiving game and the yardage output was his second highest ever in the regular season...Scored on an 8-yard slant from QB Aaron Rodgers late in the third quarter to tie the game at 21-21...Highlight catch came in the fourth quarter when he extended out over the sideline and kept both feet in bounds to secure a 37-yard pass from Rodgers at the San Francisco 13-yard line...The offense would score a TD four plays later to give Green Bay its first lead, 28-24.

▶**vs. Washington Redskins (9/15):** Had an efficient and impactful performance, contributing three catches for 66 yards (22.0 avg.) and two TDs in the 38-20 victory...Caught his first TD in the second quarter when he beat CB DeAngelo Hall on a skinny post to the end zone on a third-and-goal play from the 14-yard line...Second TD came in the third quarter when he twisted his body in the air to leap and secure a high back-shoulder throw by Rodgers in the end zone from 15 yards out, extended the Packers' lead to 31-0 (following PAT)...Also had his game-long 37-yard catch in the third quarter when he beat CB David Amerson down the sideline and hauled in the pass despite a defensive pass interference penalty on the play, setting up RB James Starks' 32-yard TD run on the ensuing play.

▶**at Cincinnati Bengals (9/22):** Had another productive day, finishing with team highs in both receptions (eight) and receiving yards (93)...Made another acrobatic sideline catch, this time on a 30-yard pass from Rodgers in the third quarter after getting behind CB Terence Newman and twisting his body to get both feet down in bounds...Set up a 7-yard TD pass from Rodgers to WR James Jones two plays later that extended the Green Bay lead to 30-14.

▶**vs. Detroit Lions (10/6):** Posted five catches for 82 yards (16.4 avg.)...Four of his catches moved the chains for first downs and his long grab of 31 yards came in the fourth quarter and was yet another acrobatic play along the sideline that saw him get both feet down in bounds in front of CB Rashean Mathis.

▶**at Baltimore Ravens (10/13):** Was the last man standing after fellow starting WRs Randall Cobb and James Jones departed with knee injuries before halftime, making his participation and contribution even more significant... Finished the game with four catches for a game-high 113 yards (28.3 avg.), highlighted by a 64-yard TD pass from Rodgers that helped put the game out of reach late in the third quarter...Made his first catch before half-time, beating CB Lardarius Webb to the inside on a 34-yard catch-and-run late in the second quarter...On the TD, gained an inside release and sped past Webb who had played up on a play-action run fake to the opposite side of the field...Raced into the secondary past both safeties and caught a perfectly placed throw from Rodgers at the Ravens' 10-yard line, going into the end zone to extend the lead to 16-3 (following PAT).

▶**vs. Cleveland Browns (10/20):** With both Cobb and Jones sidelined, started and appeared on 66 offensive plays, making five catches for 42 yards (8.4 avg.) and a TD...Found himself matched against emerging CB Joe Haden for most of the game...Caught a 1-yard TD pass on a slant in front of Haden in the fourth quarter that extended the Green Bay lead to 24-6 (following PAT).

▶**at Minnesota Vikings (10/27):** Delivered an outstanding performance on the road against the division rivals in primetime, making a game-high seven catches for 123 yards (17.6 avg.) and two TDs...First TD capped the offense's opening drive of the game, a 14-play, 90-yard march that answered the Vikings' return of the opening kickoff for a TD...On the play, ran a corner route from the right slot against CB Josh Robinson, catching

a contested pass in the back of the end zone and getting both feet down as he went to the ground...Scored again in the second quarter on a third-and-6 from the Packers' 24-yard line...Again lined up in the right slot and released free down the seam where he caught a quick throw from Rodgers at the 33, breaking a tackle by LB Chad Greenway and cutting across the secondary with the ball, getting away from S Andrew Sendejo and continuing down the sideline for a 76-yard TD.

▶**vs. Chicago Bears (11/4):** Posted four catches for a team-high 67 yards (16.8 avg.).

▶**vs. Philadelphia Eagles (11/10):** Started the game and finished with six catches for 56 yards (9.3 avg.)...Faced the challenge of QB Aaron Rodgers being sidelined (collarbone), and saw No. 2 Seneca Wallace start the game, but exit following the opening drive with a groin injury...Caught passes from reserve QB Scott Tolzien, who was making his NFL debut...Had what looked like a 7-yard TD ruled incomplete in the end zone in the fourth quarter as an official review determined he did not complete the catch as he went to the ground.

▶**at New York Giants (11/17):** Posted a team-high eight catches and a game-high 117 yards (14.6 avg.), his fourth 100-yard outing of the season... Game-long 29-yard catch came in the third quarter when he beat CB Terrell Thomas out of the right slot down the sideline and extended himself to haul in the pass over his shoulder...Contributions helped Tolzien post the most passing yards (339) by a QB in his first career start in franchise history.

74 Marshall Newhouse, T, 4th Year, Texas Christian

2013 Season: Experienced OL who serves as the top backup at both tackle positions on the offensive line...Has appeared in all 10 games, with one start (at RT)...Played predominantly as a member of the placement protection units on special teams early in the season before first appearing at RT during the second half of the team's Week 9 contest vs. Chicago and then starting the Week 11 game at the N.Y. Giants.

▶**at San Francisco 49ers (9/8):** Played in the game on special teams.

▶**vs. Washington Redskins (9/15):** Played on special teams.

▶**at Cincinnati Bengals (9/22):** Played on special teams.

▶**vs. Detroit Lions (10/6):** Played on special teams, including the FG protection unit that helped block for K Mason Crosby's franchise-record-tying five FGs during the game.

▶**at Baltimore Ravens (10/13):** Part of the protection unit on the placement team once again, helping to protect for each of Crosby's five FG attempts, including four conversions that helped him set the franchise record for the most successful FGs over a two-game stretch (nine).

▶**vs. Cleveland Browns (10/20):** Played on special teams, but also appeared on one snap as an extra blocker on offense.

▶**at Minnesota Vikings (10/27):** Appeared on special teams and also saw five plays as an extra blocker on offense.

▶**vs. Chicago Bears (11/4):** Entered the game at RT in the second half after starting RG T.J. Lang exited the game with a concussion...Marked his most extended playing time on offense to this point in the season.

▶**vs. Philadelphia Eagles (11/10):** Was once again thrust into action after C Evan Dietrich-Smith departed with a knee injury in the second quarter... The injury moved Lang to C, RT Don Barclay inside to RG and Newhouse into the game at RT...Appeared on 42 offensive snaps.

▶**at New York Giants (11/17):** With Barclay sidelined by a knee injury suffered in the fourth quarter the previous week and ultimately inactive, he took all of the practice reps with the first-team offense and started the game at RT, appearing on all 54 offensive plays.

25 James Nixon, CB, 1st Year, California (Pa.)

2013 Season: Young speedster who was signed to the active roster from the Green Bay practice squad, Oct. 7...Made his NFL debut on special teams in the club's Week 6 contest at Baltimore.

▶**at Baltimore Ravens (10/13):** Made his NFL debut on special teams, but did not record any statistics.

▶**vs. Cleveland Browns (10/20):** Played on special teams and made his first career coverage tackle as a member of the punting unit.

▶**at Minnesota Vikings (10/27):** Inactive.

▶**vs. Chicago Bears (11/4):** Inactive.

►vs. **Philadelphia Eagles (11/10)**: Inactive.

►at **New York Giants (11/17)**: Returned to the gameday lineup with both Casey Hayward and Sam Shields inactive due to hamstring injuries...Played on special teams, but suffered a knee injury in the second quarter and did not return.

51 Nate Palmer, LB, Rookie, Illinois State

2013 Season: Newcomer who continues to make the transition from collegiate DE to professional OLB in the Packers' 3-4 defensive front...Has appeared in seven games with two starts and posted 18 tackles (12 solo).

►at **San Francisco 49ers (9/8)**: Inactive.

►vs. **Washington Redskins (9/15)**: Inactive.

►at **Cincinnati Bengals (9/22)**: Made his NFL debut on special teams, but did not record any statistics.

►vs. **Detroit Lions (10/6)**: Inactive.

►at **Baltimore Ravens (10/13)**: Returned to the lineup with starting OLB Clay Matthews (thumb) sidelined, appearing on special teams and also seeing the first scrimmage action of his career...Appeared on eight defensive plays, but did not record any statistics.

►vs. **Cleveland Browns (10/20)**: Was pressed into starting duty with both Matthews and Nick Perry (foot) inactive for the game...Made his first career start at ROLB and faced the difficult challenge of squaring off with perennial Pro Bowl LT Joe Thomas for most of the game...Finished with six tackles (three solo), two pressures and a QB hit.

►at **Minnesota Vikings (10/27)**: Started for the second consecutive week at ROLB, seeing time on 38 plays and finishing with one assisted tackle and a QB hit.

►vs. **Chicago Bears (11/4)**: Saw extended action in the second half after fellow OLB Andy Mulumba suffered an ankle injury and was removed from the game...Finished with seven tackles (six solo, one for loss) and a QB hit.

►vs. **Philadelphia Eagles (11/10)**: Was again part of the rotation at OLB, seeing time on 24 defensive plays and recording three solo tackles.

►at **New York Giants (11/17)**: Played on both defense and special teams...Saw 19 snaps on defense and posted an assisted tackle.

53 Nick Perry, LB, 2nd Year, Southern California

2013 Season: Top draft choice in 2012 who suffered a foot injury in the team's Week 6 contest at Baltimore that stunted what appeared to be marked progress in his second season...Flashed an improved pass rush array in the season's early going...For the season, has appeared in six games with four starts and posted 26 tackles (16 solo), a career-high three sacks, two forced fumbles and a pass defended.

►at **San Francisco 49ers (9/8)**: Returned to action and started his second consecutive season opener at LOLB, participating on 51 plays and posting four tackles (three solo).

►vs. **Washington Redskins (9/15)**: Posted four tackles (two solo) and the first pass defended of his career...Capped a second-quarter rush by deflecting on a pass at the line of scrimmage that fell incomplete on third down and forced a Redskins punt.

►at **Cincinnati Bengals (9/22)**: Started at LOLB and participated on 47 plays, finishing with five tackles (two solo).

►vs. **Detroit Lions (10/6)**: Appeared on 39 defensive plays and delivered his most impactful performance as a pro, earning one of the defensive game balls after tallying five tackles (three solo, two for loss), a career-high two sacks and a forced fumble during the game...On his first sack, ripped his way underneath LT Riley Reiff, fighting his way through to drop QB Matthew Stafford for a 7-yard loss...Second sack included the forced fumble when he again fought past Reiff and stripped Stafford, though the ball was recovered by the Lions for a 9-yard loss.

►at **Baltimore Ravens (10/13)**: Started at ROLB with veteran OLB Clay Matthews sidelined due to a thumb injury...Appeared on 33 plays and finished with six tackles (five solo), a sack and a forced fumble...Sack came just before halftime when he ripped his way past LT Eugene Monroe and stripped QB Joe Flacco of the ball from behind...The ball was recovered by DE Datone Jones, who managed a 20-yard return to set up a 31-yard FG by K Mason Crosby on the final play of the first half.

►vs. **Cleveland Browns (10/20)**: Missed the practice week after what was

announced as a foot injury suffered in the game at Baltimore...Was inactive on gameday.

►at **Minnesota Vikings (10/27)**: Returned to practice late in the week, but was ultimately inactive for the game.

►vs. **Chicago Bears (11/4)**: Inactive.

►vs. **Philadelphia Eagles (11/10)**: Returned to the gameday lineup in a rotation at OLB...Appeared on 18 plays and posted two tackles (one solo).

►at **New York Giants (11/17)**: Aggravated the foot injury during the Philadelphia game and did not participate during the week of practice, once again landing on the inactive list for the game.

79 Ryan Pickett, DE, 13th Year, Ohio State

2013 Season: Veteran DL in his 13th NFL season and eighth in Green Bay as a primary run-stuffer and unsung leader on the defensive line...Has started each of the first 10 games and posted 26 tackles (eight solo) and two passes defended.

►at **San Francisco 49ers (9/8)**: Started at NT and helped set the tone for what was a strong showing up front for the run defense...Contributed five tackles (two solo) and consistently tied up blockers as the Packers' front limited San Francisco to 90 yards rushing on 34 attempts (2.6 avg.) during the game.

►vs. **Washington Redskins (9/15)**: Started and appeared on 16 plays...Tallied his first pass defended of the season when he deflected a ball at the line of scrimmage in the first quarter.

►at **Cincinnati Bengals (9/22)**: Appeared on 25 plays and posted three tackles (one solo) and his second pass defended in as many weeks...Batted a QB Andy Dalton pass down at the line of scrimmage, giving him more pass break-ups in three games of 2013 than he had in all of 2012.

►vs. **Detroit Lions (10/6)**: Started and saw time on 21 plays, finishing with three tackles (one solo).

►at **Baltimore Ravens (10/13)**: Started and saw action on 21 plays, recording two assisted tackles and helping to lead a run defense that yielded just 47 yards on 22 attempts (2.1 avg.) during the game.

►vs. **Cleveland Browns (10/20)**: Started and appeared on 26 plays, finishing with two assisted tackles as part of a run defense that limited the Browns to 83 yards on 23 rushing attempts (3.6 avg.).

►at **Minnesota Vikings (10/27)**: Started at NT and appeared on 16 plays, posting four tackles (one solo), including a no-gain stop of RB Adrian Peterson on a second-quarter carry...Part of a run defense that helped limit Peterson to 60 yards on 13 attempts (4.6 avg.).

►vs. **Chicago Bears (11/4)**: Started at NT and finished with four tackles (three solo).

►vs. **Philadelphia Eagles (11/10)**: Started and appeared on 21 plays, but did not record any statistics.

►at **New York Giants (11/17)**: Started at NT and saw time on 36 plays, posting three assisted tackles in the run game and helping to hold the Giants to 78 rushing yards on 24 attempts (3.3 avg.).

81 Andrew Quarless, TE, 4th Year, Penn State

2013 Season: Reserve TE who has returned to action after missing the entire 2012 season as he continued his rehabilitation from a significant knee injury...Has played in all 10 games with five starts, contributing as a blocker both in-line and out of the backfield, and also in the receiving game, where he has 14 catches for 101 yards (7.2 avg.).

►at **San Francisco 49ers (9/8)**: Played in the game on both offense and special teams, but did not record any statistics.

►vs. **Washington Redskins (9/15)**: Started the game as the lone TE and appeared on 33 plays, contributing in both the running and passing games...Made a 7-yard reception in the second quarter, his first reception since Dec. 4, 2011, at the N.Y. Giants...Also made a key block on James Starks' 32-yard TD run in the third quarter...On the play, lined up in the backfield and lead through the hole, clearing LB Perry Riley Jr. and freeing Starks to the second level on a TD that would extend the Green Bay lead to 38-7.

►at **Cincinnati Bengals (9/22)**: Saw extended action after starter Jermichael Finley departed following the opening offensive series with a concussion, appearing on 43 plays and making three catches for 21 yards (7.0 avg.).

►vs. **Detroit Lions (10/6)**: Played on both offense and special teams, but did not record any statistics.

►at **Baltimore Ravens (10/13)**: Made marked contributions as a blocker during the hard-fought victory...Stayed in as part of the protection unit and blocked DT Arthur Jones on QB Aaron Rodgers' 64-yard TD pass to WR Jordy Nelson late in the third quarter...As a lead blocker in the run game, also walled off DT Haloti Ngata on a 17-yard run by RB Eddie Lacy earlier in the game.

►vs. **Cleveland Browns (10/20)**: Started as part of a two-TE set and appeared on 35 offensive plays, but did not record any statistics.

►at **Minnesota Vikings (10/27)**: Was pressed into starting duty with TE Jermichael Finley sidelined with a neck injury suffered late in the game against Cleveland the week before...Had one of his more productive outings of the season in both the run and pass game, seeing time on 52 plays...Made two catches for 13 yards (6.5 avg.).

►vs. **Chicago Bears (11/4)**: Started at TE and finished with a team-leading five catches for 34 yards (6.8 avg.).

►vs. **Philadelphia Eagles (11/10)**: Finished with one catch for 8 yards.

►at **New York Giants (11/17)**: Started at TE and finished with two catches for 18 yards (9.0 avg.)...Long catch of 19 yards was an impressive one-handed grab near the sideline in the third quarter that he advanced for a first down.

90 B.J. Raji, DT, 5th Year, Boston College

2013 Season: Versatile, playmaking DT who has started each of the first 10 games and posted 24 tackles (12 solo).

►at **San Francisco 49ers (9/8)**: Contributed to a run defense that delivered a strong debut performance against the 49ers...Posted four tackles (three solo) in helping to limit San Francisco to 90 yards on 34 carries (2.6 avg.).

►vs. **Washington Redskins (9/15)**: Posted two tackles (both solo).

►at **Cincinnati Bengals (9/22)**: Started and appeared on a defensive-line-leading 31 plays, collecting three assisted tackles.

►vs. **Detroit Lions (10/6)**: Started and participated on a defensive-line-leading 34 plays, finishing with two assisted tackles and helping to key a run defense that limited the Lions to just 64 yards on 19 attempts (3.4 avg.).

►at **Baltimore Ravens (10/13)**: Started an appeared on 39 plays, finishing with three tackles (one solo, one for loss) and a pressure...Recorded the TFL in the first quarter when he knifed between C and LG and dropped RB Bernard Pierce for a 3-yard loss.

►vs. **Cleveland Browns (10/20)**: Started and saw action on 34 plays, posting four tackles (two solo), a QB hit and a pressure...His pressure came in the first quarter when he walked LG John Greco back into QB Brandon Weeden, who was unable to follow through on his throw and delivered an underthrown ball toward the sideline that was intercepted by CB Davon House...The turnover resulted in a Packers TD drive that extended the Green Bay lead to 14-0.

►at **Minnesota Vikings (10/27)**: Appeared on 23 defensive snaps and finished with two tackles (one solo), including a no-gain stop of RB Adrian Peterson on a second-quarter carry...Also drew a holding penalty against G Brandon Fusco on the opening drive of the second half...Contributed to a run defense that limited Peterson to 60 yards on 13 attempts (4.6 avg.) during the game.

►vs. **Chicago Bears (11/4)**: Started at LDE and posted three solo tackles, including one for a loss.

►vs. **Philadelphia Eagles (11/10)**: Started at LDE, and appeared on 36 defensive plays, but did not record any statistics.

►at **New York Giants (11/17)**: Started at LDE in his home state and appeared on 44 plays, posting an assisted tackle and helping to hold the Giants to a 3.3-yard rushing average on 24 attempts.

28 Sean Richardson, S, 2nd Year, Vanderbilt

• Opens the 2013 season on the reserve/physically unable to perform list as he continues to recovery from offseason surgery on his neck.

• One of four non-drafted free agents to emerge from training camp to make the team's opening-day roster in 2012.

• Battled a hamstring injury early in the 2012 regular season before appearing in five games, but then suffered the neck injury that landed him on injured reserve, Dec. 1.

12 Aaron Rodgers, QB, 9th Year, California

2013 Season: Pro Bowl QB enjoying his sixth season as the starter under center for the Packers...For the season, has completed 167 of 249 attempts (67.1 pct.) for 2,191 yards, 15 TDs and four INTs, a 108.0 rating...Has also carried 28 times for 106 yards (3.8 avg.)...Was named the NFC Offensive Player of the Week for his Week 2 outing against Washington in which he tied the franchise record with 480 yards passing and threw four TDs with no INTs...Suffered a fractured left collarbone on the opening drive of the team's Week 9 loss to Chicago and was inactive for the team's Week 10-11 games vs. Philadelphia and at the N.Y. Giants, just the second and third games he's missed due to injury since taking over as the starting QB in 2008.

►at **San Francisco 49ers (9/8)**: Despite seeing limited action in the preseason, got the offense off to a strong start in the season opener on the road, completing 21 of 37 passes for 333 yards and three TDs with one INT...The yardage total tied a franchise record for a Packers QB in a season opener, equaling the mark reached by both Lynn Dickey (1983) and Brett Favre (1999)...Passing efforts produced a pair of 100-yard WRs as both Randall Cobb and Jordy Nelson eclipsed the century mark...INT came after an on-target throw was mishandled by TE Jermichael Finley and collected by S Eric Reid...Also rushed twice for 13 yards (6.5 avg.), including a key 6-yard keeper off of left end to convert a third-and-1 and extend a tying TD drive in the third quarter.

►vs. **Washington Redskins (9/15)**: Had what was statistically one of the most dominating performances of his career, throwing for a career-high and franchise-record-tying 480 yards on 34-of-42 passing with four TDs and no INTs...Guided an offense that overcame a rocky start to mount three consecutive TD drives in the first half en route to a 24-0 halftime lead...His 335 yards and 26 completions in the first half were both career highs for a half and he became the first QB since New England's Tom Brady in 2009 to throw for 335-plus yards and three-plus TDs in the first half...Directed a balanced attack that also featured a 132-yard rushing performance by RB James Starks, making him and Rodgers the first pair of teammates in NFL history to eclipse the 450-yard passing and 125-yard rushing benchmarks in the same game...Became just the second QB in NFL history to throw for 480-plus yards, four-plus TDs and zero INTs in a game (Y.A. Tittle, Oct. 28, 1962)...The completion total tied his personal best and his 81.0 completion percentage set a franchise record for a QB with more than 40 attempts in a game...The offense's 580-yard output was the second-highest single-game effort in franchise history and the game marked his franchise-record third with more than 400 yards passing.

►at **Cincinnati Bengals (9/22)**: Had a statistically off day by his standards, completing 26 of 43 attempts for 244 yards a TD and two INTs during the game...Marked the first regular-season game in which he'd thrown more than one INT since Oct. 24, 2010...Lost Finley to a concussion following the first offensive series and also saw the only two active RBs, Starks (knee) and rookie Johnathan Franklin (ankle) depart with injuries of their own at different points during the game...Still managed to lead three TD drives and mount a 30-14 lead, but was beset by the pair of second-half INTs and a fourth-quarter fumble by Franklin that was returned for a score.

►vs. **Detroit Lions (10/6)**: Guided the offense to a steady performance that included six scoring drives (one TD, five FGs)...Completed 20 of 30 attempts for 274 yards and a TD with no INTs...Yardage mark brought his season total to 1,331 yards, setting a new franchise record for the most by a Green Bay QB in the first four games of the season...Connected with WR James Jones on an 83-yard TD pass in the third quarter, hitting him in stride at the 46-yard line along the left side and watching the WR go the rest of the way for the TD, extending the Packers lead to 16-3 (following PAT)...Marked his 12th TD pass of 70-plus yards since 2008, the most in the NFL over that span and the second most in team history (Brett Favre - 15).

►at **Baltimore Ravens (10/13)**: Was once again forced to endure lineup changes on offense that came as a result of injuries, losing top receiving targets Cobb and Jones to knee injuries in the first half...Hung on to complete 17 of 32 attempts for 315 yards and a TD with one INT in a hard-fought victory on the road against the defending Super Bowl champions...Made critical

throws in the second half to help the Packers extend and maintain their lead, highlighted by a perfectly placed 64-yard TD bomb to Nelson late in the third quarter that pushed the Green Bay lead to 16-3 (following PAT)... All but sealed the game late in the fourth quarter with a clutch third-down conversion on a throw over the middle to TE Jermichael Finley, a play that ruptured into a 52-yard gain downfield.

►vs. **Cleveland Browns (10/20)**: Went into the game without both Cobb and Jones, who were inactive, but managed to deliver a steady, productive outing that featured five scoring drives (four TDs, one FG) and saw him complete 25 of 36 attempts for 260 yards and three TDs with no INTs... Completed eight of his passes for 103 yards (12.9 avg.) to second-year WR Jarrett Boykin who was making his first career start, marking the seventh 100-yard WR for the Packers in 2013... Also found Finley and Nelson for TDs in what was an efficient outing that netted him a 117.8 QB rating.

►at **Minnesota Vikings (10/27)**: Had one of the most efficient, dominant regular-season performances of his career despite directing an offense devastated by injuries at the skill positions... Entered the game without Cobb, Finley and Jones and yet managed to complete 24 of 29 attempts for 285 yards and two TDs with no INTs, a 130.6 QB rating... Helped lead seven scoring drives (four TDs, three FGs) in the hostile Metrodome environment, staking the Packers to a 41-17 lead in the fourth quarter... Was also effective running the football, escaping the pocket six times for 31 yards (5.2 avg.), three of which converted third-down plays and continued separate TD drives... Led a critical 14-play, 90-yard TD march on the offense's opening drive of the game, answering Minnesota's return of the opening kickoff for a TD and settling the momentum at the start of the game... Capped the drive with a perfect throw to Nelson in the back of the end zone for an 11-yard TD... Found Nelson again in the second quarter on a free release down the seam from the Packers' 24-yard line, hitting him in stride and watching him break loose across the field for a 76-yard TD... Was particularly effective on third downs, completing 10 of 10 passes for 172 yards and two TDs (a perfect 158.3 rating)... Also repeatedly escaped the rush and found receivers downfield throughout the game, surrendering to only two sacks on broken plays near the line of scrimmage.

►vs. **Chicago Bears (11/4)**: Suffered a fractured collarbone on the final play of the opening drive, a third-and-8 from the Chicago 9 yard-line... On the play, was sacked by DE Shea McClellin and landed on his non-throwing shoulder, an injury that would sideline him for the remainder of the game.

►vs. **Philadelphia Eagles (11/10)**: Missed the practice week due the injury and was inactive on gameday, his first game missed due to injury since Dec. 19, 2010 (at New England, concussion) and just the second regular-season game he'd missed since becoming the starter at the beginning of the 2008 season (vs. Detroit, 1/1/2012 - rest/coach's decision).

►at **New York Giants (11/17)**: Inactive.

78 Derek Sherrod, T, 3rd Year, Mississippi State

2013 Season: Opened the 2013 season on the reserve/physically unable to perform list, having spent the last year and a half rehabilitating a broken leg suffered in Week 15 of 2011... Returned to practice with the team, Oct. 16 and was later activated and added to the 53-man roster, Nov. 5... Dressed for the team's Week 11 game at the N.Y. Giants and played on special teams, his first game action since Dec. 18, 2011.

►vs. **Philadelphia Eagles (11/10)**: Was activated to the 53-man roster during the week and continued to participate in practice... Was inactive on gameday.

►at **New York Giants (11/17)**: Returned to the gameday lineup and saw action on special teams as part of the placement protection units, his first appearance in a game since Dec. 18, 2011.

37 Sam Shields, CB, 4th Year, Miami

2013 Season: Solidified starter on the outside for the Green Bay defense who regularly matches up with the opponent's top wide receiver on gameday... For the season, has started nine games and tallied 42 tackles (38 solo), an INT and a team-leading 15 passes defended.

►at **San Francisco 49ers (9/8)**: Started at RCB and appeared on all 75 defensive plays, posting a career-high 11 tackles (10 solo) and a team-leading three passes defended... Used his noted speed to recover and break up a

deep third-down throw to WR Kyle Williams along the sideline in the fourth quarter, swatting the ball away as it arrived to force a San Francisco punt.

►vs. **Washington Redskins (9/15)**: Was awarded one of the defense's game balls after finishing with a team-high nine tackles (eight solo) and a career-high four passes defended.

►at **Cincinnati Bengals (9/22)**: Met the challenge of facing one of the NFL's elite WRs in Bengals standout A.J. Green and was part of a concerted effort that limited him to just four catches for 46 yards (11.5 avg.) during the game... Contributed four tackles (three solo) and made his first INT of the young season... Made the pick at a critical time with the Packers trailing 14-0 late in the first quarter... Was matched in man-coverage with Green along the sideline, playing the WR perfectly on a quick-out to the sideline, before stepping in front of QB Andy Dalton's throw and being pushed out of bounds... The turnover led to a K Mason Crosby FG and the first three of the Packers' 30 unanswered points.

►vs. **Detroit Lions (10/6)**: Started and was on the field for all 67 defensive plays, finishing with three tackles (all solo) and a pair of passes defended.

►at **Baltimore Ravens (10/13)**: Part of an effort that helped limit explosive WR Torrey Smith to just one catch for 12 yards, despite entering the game ranked No. 3 in the NFL in receiving yards... Appeared on 63 plays and finished with one solo tackle.

►vs. **Cleveland Browns (10/20)**: Appeared on all 70 defensive plays and finished with two passes defended, helping to limit the Cleveland pass offense to 149 yards on 17 of 42 attempts.

►at **Minnesota Vikings (10/27)**: Played all 47 defensive snaps and posted three solo tackles and a pass defended... Contributed to a pass defense that limited Minnesota to just 145 yards, including a mere 53 allowed to WRs.

►vs. **Chicago Bears (11/4)**: Tallied four tackles (three solo), a QB hit and two passes defended.

►vs. **Philadelphia Eagles (11/10)**: Finished with seven tackles (all solo) as he met the challenge of facing explosive WR DeSean Jackson for most of the game... Jackson finished with 80 receiving yards, 55 of which came on a play that he was not matched against Shields.

►at **New York Giants (11/17)**: Suffered a hamstring injury late in the practice week and was rendered inactive on gameday.

71 Josh Sitton, G, 6th Year, Central Florida

2013 Season: Standout OL who has settled in following a switch to LG after playing his first five seasons on the right side... Has opened each of the first 10 games at LG.

►at **San Francisco 49ers (9/8)**: Made his first career start at LG, after spending his first five seasons at RG... Faced with the difficult challenge of blocking All-Pro DE Justin Smith for the bulk of the game... Helped contribute to an offense that put together four TD drives and 385 yards of offense, and surrendered just two sacks during the game... Made a key block on LB NaVorro Bowman in the open field on a screen pass to RB Eddie Lacy in the first quarter, igniting what was eventually a 31-yard gain to the 49ers' 5-yard line.

►vs. **Washington Redskins (9/15)**: Despite being limited during the practice week by a back injury, started the game and participated on all 70 offensive plays... Part of a line that quickly rebounded from a challenging start to produce an overall dominating performance in the home opener... Helped block for an offense that rolled up 580 total yards, the second-highest single-game total in franchise history... Allowed QB Aaron Rodgers time to complete 34 of 42 attempts for a career-high 480 yards and four TDs, while also clearing lanes for RB James Starks to gain 132 yards on 20 carries (6.6 avg.), making the tandem the first pair of teammates in NFL history to eclipse the 450-yard passing and 125-yard rushing plateaus in the same game... Made an excellent drive-block on DE Stephen Bowen on Starks' 32-yard TD run in the third quarter, clearing the path for a scoring play that was sparked directly by his effort.

►at **Cincinnati Bengals (9/22)**: Started at LG and faced the task of blocking the talented DT tandem of Geno Atkins and Domata Peko for much of the game, helping to limit the standout Atkins to zero tackles... Blocked for an offense that once again found success running the ball, with 30 attempts for 182 yards (6.1 avg.) and a TD... Opened holes for rookie RB Johnathan Franklin to become the Packers' second 100-yard rusher in as many weeks

as he carried 13 times for 103 yards (7.9 avg.) and a TD in the second half, the first time the Packers had back-to-back 100-yard rushers since Weeks 16-17 of the 2007 season.

►vs. **Detroit Lions (10/6)**: Was the recipient of one of the offensive game balls for his dominating performance against the Lions' talented interior DL...Part of an offense that produced 449 yards on 64 plays (7.0 average) and put together six scoring drives (five FGs, one TD)...Offensive performance was highlighted by a running game that churned out 180 yards on 33 attempts (5.5 avg.)...Had a key block on DT Ndamukong Suh on WR Randall Cobb's game-long 67-yard burst off of LT in the third quarter, keeping Suh inside to create the lane used by Cobb to escape into the secondary.

►at **Baltimore Ravens (10/13)**: Started at LG and helped the offense grind out what was at times a physically dominating performance up front against a talented Baltimore defense in a hostile road environment...Blocked for what was yet another productive day for the run game, an outing that saw Lacy run for 120 yards on 23 attempts (5.2 avg.), and the offense as a whole gain 140 yards on the ground on 30 attempts (4.7 avg.)...Pinned DT Chris Canty to the inside on Lacy's 37-yard cutback off the left side on the game's second play...Also maintained good protection on DE DeAngelo Tyson on Rodgers' 64-yard TD pass to WR Jordy Nelson late in the third quarter, a play that extended the Green Bay lead to 16-3 (following PAT) and was a big part of another 300-yard passing day for Rodgers.

►vs. **Cleveland Browns (10/20)**: Started at LG for what was a productive day for the offense, highlighted by five scoring drives (four TDs, one FG) and no turnovers...Helped allow time for Rodgers to complete 25 of 36 attempts for 260 yards and three TDs with no INTs and only one sack during the game...Also blocked for a running game that eclipsed the 100-yard mark once again, netting 104 yards and a TD on 29 attempts (3.6 avg.).

►at **Minnesota Vikings (10/27)**: Blocked for what was a balanced, efficient performance by an offense that racked up 464 total yards on 73 plays (6.4 avg.) and mounted seven scoring drives (four TDs, three FGs) during the game...Helped set the tone for a ground game that churned out 182 yards and two TDs on 42 rushing attempts (4.3 avg.)...Teamed with FB John Kuhn to flatten DT Letroy Guion on the backside of Starks' 25-yard TD run in the fourth quarter that extended the Green Bay lead to 38-17...Also protected Rodgers to the tune of 24 of 29 passing for 285 yards and two TDs with no INTs.

►vs. **Chicago Bears (11/4)**: Helped clear the way for a rushing offense that produced 199 yards and two TDs on 29 carries (6.9 avg.)...Blocked for Lacy as he racked up a season-high 150 yards on 22 attempts (6.8 avg.), the second-highest yardage total in franchise history by a rookie.

►vs. **Philadelphia Eagles (11/10)**: Started at LG and helped maintain consistency up front despite knee injuries suffered by both C Evan Dietrich-Smith and RT Don Barclay...Blocked for the offense as it rang up 396 yards on 75 plays despite an inactive Rodgers (collarbone) and starting QB Seneca Wallace exiting after the first series with a groin injury...Allowed time reserve QB Scott Tolzien to complete 24 of 39 attempts for 280 yards and a TD, while only being sacked one time over the remaining three-plus quarters.

►at **New York Giants (11/17)**: Part of a protection unit that allowed time for Tolzien to complete 24 of 34 passes for 339 yards without being sacked during the game...Had a good pass set on standout DE Jason Pierre-Paul on Tolzien's 45-yard completion to WR James Jones in the second quarter and picked up blitzing S Will Hill on Tolzien's game-long 52-yarder to WR Jarrett Boykin in the fourth...The yardage total was the most in franchise history by a QB in his first career start and Tolzien's two-game yardage mark of 619 yards was the fourth most in NFL history by a player in his first two career games.

44 James Starks, RB, 4th Year, Buffalo

2013 Season: Powerful ballcarrier who appeared in the season's first three games before suffering a knee injury at Cincinnati that sidelined him for Weeks 5-7...For the season has played in seven games with one start and carried 53 times for 288 yards (5.4 avg.) and three TDs and made six catches for 53 yards (8.8 avg.).

►at **San Francisco 49ers (9/8)**: Spelled starter Eddie Lacy in the first half, appearing on two series in the second quarter and recording one catch

for 8 yards.

►vs. **Washington Redskins (9/15)**: Came off the bench in the first quarter in relief of an injured Lacy (head), to deliver the strongest performance of his career...Carried 20 times for a career-high 132 yards (6.6 avg.) and a TD, snapping a streak of 45 games without a 100-yard rusher for the Packers...Joined QB Aaron Rodgers (480 passing yards) and the first pair of teammates in NFL history to eclipse the 450-yard passing and 125-yard rushing marks in the same game...Also became the first pair of Packers teammates to ever surpass the 400-yard passing and 100-yard rushing thresholds...Rushing yardage total was the most by a Packer since RB Ryan Grant had 137 on Dec. 13, 2009, at Chicago...Exploded for a 32-yard TD run in the third quarter that extended the Packers lead to 38-7, following his blocks near the line of scrimmage before breaking a pair of tackles in the secondary on his way to the end zone...Also fared well in the passing game, making four catches for 36 yards (9.0 avg.) and assisting in protection, where his pickup of a S Reed Doughty blitz in the third quarter allowed Rodgers time to find WR Jordy Nelson in the end zone for a 15-yard TD.

►at **Cincinnati Bengals (9/22)**: Picked up where he left off the previous week running the football, carrying 14 times for 55 yards (3.9 avg.) in the first half...Suffered a knee injury just before halftime and was held out for the remainder of the game.

►vs. **Detroit Lions (10/6)**: Missed the week of practice due to the knee injury and was inactive on gameday.

►at **Baltimore Ravens (10/13)**: Inactive.

►vs. **Cleveland Browns (10/20)**: Inactive.

►at **Minnesota Vikings (10/27)**: Returned to action from the knee injury and picked up where he left off, contributing in a reserve role at RB, but making the most of his opportunities...Carried seven times for 57 yards (8.1 avg.) and a TD...Scored on a 25-yard run early in the fourth quarter...Took a handoff on a draw play and knifed between C and RG, breaking tackles by S Mistral Raymond and LB Chad Greenway at the second level before bursting away from S Andrew Sendejo in the secondary on his way to the end zone...On the TD drive, carried five times for 48 yards (9.6 avg.).

►vs. **Chicago Bears (11/4)**: Carried six times for 40 yards (6.7 avg.) and a TD, highlighted by a 32-yard TD off of LG in the first quarter that gave the Packers a 10-7 lead...On the play, slashed through the line of scrimmage and quickly made his way into the secondary where he cut away from S Chris Conte on his way to the end zone...With the TD, became the first Packer to record a TD run of 25-plus yards in back-to-back games since RB Ryan Grant did so in Weeks 16-17 of 2007.

►vs. **Philadelphia Eagles (11/10)**: Saw time on nine offensive plays, carrying four times for 5 yards (1.3 avg.) and making one catch for 9 yards.

►at **New York Giants (11/17)**: Made a brief appearance on offense for what was a challenging day for the run game...Carried twice for minus-1 yard.

85 Jake Stoneburner, TE, Rookie, Ohio State

2013 Season: A non-drafted rookie who signed with the team following the draft after what was a productive career as a pass-catcher at Ohio State...Began the season as a member of the practice squad, but was signed to the active roster, Oct. 15...Has appeared in five games, playing mostly on special teams.

►vs. **Cleveland Browns (10/20)**: Was signed to the active roster at the start of the practice week and was active on gameday, making his NFL debut on special teams and also appearing briefly on offense.

►at **Minnesota Vikings (10/27)**: Played on special teams, where he was credited with a tackle as a member of the kickoff coverage unit and also saw two plays on offense.

►vs. **Chicago Bears (11/4)**: Played on special teams, but did not record any statistics.

►vs. **Philadelphia Eagles (11/10)**: Played on special teams, but did not record any statistics.

►at **New York Giants (11/17)**: Played on special teams.

65 Lane Taylor, G, Rookie, Oklahoma State

2013 Season: One of three non-drafted rookie free agents to make the opening-day roster, he entered the gameday lineup in Week 5 after an injury to G Greg Van Roten (foot)...Has played in seven games, mostly on

special teams but made his debut from scrimmage in the team's Week 10 contest vs. Philadelphia after injuries befell starters Evan Dietrich-Smith and Don Barclay.

▶**at San Francisco 49ers (9/8):** Inactive.

▶**vs. Washington Redskins (9/15):** Inactive.

▶**at Cincinnati Bengals (9/22):** Inactive.

▶**vs. Detroit Lions (10/6):** Made his NFL debut on special teams.

▶**at Baltimore Ravens (10/13) - vs. Chicago Bears (11/4):** Played on special teams.

▶**vs. Philadelphia Eagles (11/10):** Was pressed into the first scrimmage action of his career in the fourth quarter after injuries to struck the offensive line... The unit lost starting C Evan Dietrich-Smith in the second quarter and later RT Don Barclay in the fourth... Appeared on four offensive plays and also five snaps on special teams.

▶**at New York Giants (11/17):** Returned to his role on special teams, seeing three plays as a member of the placement protection unit.

82 Ryan Taylor, TE, 3rd Year, North Carolina

2013 Season: One of the leaders of the club's special teams and a reserve contributor on offense... Played in the first five games before suffering a knee injury at Baltimore in Week 6 that caused him to miss the team's Week 7 contest vs. Cleveland... For the season has also recorded a career-high three catches for 15 yards (5.0 avg.).

▶**at San Francisco 49ers (9/8):** Played in the game on special teams, but did not record any statistics.

▶**vs. Washington Redskins (9/15):** Played on special teams and saw time on six offensive plays, but did not record any statistics.

▶**at Cincinnati Bengals (9/22):** Saw the most extended action of his career from scrimmage after starting TE Jermichael Finley exited after the first offensive series with a concussion... Appeared on 34 plays and made a career-high two catches for 11 yards (5.5 avg.).

▶**vs. Detroit Lions (10/6):** Appeared on both offense and special teams, but did not record any statistics.

▶**at Baltimore Ravens (10/13):** Made an impact play on special teams, blocking the first punt of his career in the second quarter... With the Ravens punting from their own 30-yard line, came through unblocked off the line and raced past punt protector S Anthony Levine... Dove forward and deflected P Sam Koch's kick, but it bounced toward the line of scrimmage where it was mishandled by FB John Kuhn and the possession was awarded back to Baltimore.

▶**vs. Cleveland Browns (10/20):** Suffered a knee injury during the previous week's game that forced him to miss the week of practice and land on the inactive list for the game... Snapped a streak of 39 consecutive games played (including playoffs) that dated back to the second game of his rookie season in 2011.

▶**at Minnesota Vikings (10/27):** Inactive.

▶**vs. Chicago Bears (11/4):** Returned to practice during the week and was active on gameday, appearing on special teams.

▶**vs. Philadelphia Eagles (11/10):** Appeared on 11 plays on offense and made one catch for 4 yards, a key third-down grab that extended what was the offense's lone TD drive of the game.

▶**at New York Giants (11/17):** Appeared on four offensive snaps and also on special teams, but did not record any statistics.

16 Scott Tolzien, QB, 3rd Year, Wisconsin

2013 Season: Developing QB who was signed to the Packers' practice squad following the final roster reduction of the 2013 preseason... Spent the 2011-12 seasons as a member of the San Francisco 49ers' active roster, but did not appear in a game... Was signed to the Packers' active roster, Nov. 6, after QB Aaron Rodgers suffered a collarbone injury vs. Chicago, Nov. 4, and was unavailable for the team's Week 10 contest vs. Philadelphia... Made his NFL regular-season debut in the game after Seneca Wallace suffered an injury on the first series and did not return... Made his first career start the following week at the N.Y. Giants... For the season, has completed 48 of 73 attempts for 619 yards with one TD and five INTs... His passing yardage total in his first two starts (619) ranked fourth all-time in NFL history for a QB in his first two career games played.

▶**vs. Philadelphia Eagles (11/10):** Was signed to the active roster during the week after Rodgers suffered a significant collarbone injury in the team's loss to Chicago on *Monday Night Football* in Week 9... Dressed for the Philadelphia game as the No. 2 QB behind Seneca Wallace, but was pressed into action after Wallace suffered a groin injury on the first series of the game and did not return... Given the circumstances, had an impressive NFL debut over the remaining three-plus quarters, completing 24 of 39 passes for 280 yards and one TD with two INTs... The passing yardage total was the highest by a Green Bay QB in his first career game with 15-plus attempts since Brett Favre threw for 289 yards vs. Cincinnati on Sept. 20, 1992... The completions and passing yardage totals were also franchise records for a QB in his first game with the Packers... Led the offense to 352 total yards with him at the controls, including four trips inside the red zone... Saw his first NFL TD pass come in the third quarter when he hit TE Brandon Bostick down the left sideline on a 22-yard play.

▶**at New York Giants (11/17):** Made his first career start on the road against an aggressive New York Giants defense led by an attacking front-seven... Played without the benefit of a running game for the balance of the contest as the Giants crowded the line of scrimmage and the Packers gained just 55 yards on 20 rushing attempts (2.8 avg.)... Still managed to be effective throwing the ball, completing 24 of 34 passes for 339 yards... The yardage total was the most by a Packer QB in his first start, eclipsing the previous mark set by Mike Tomczak (317) vs. Buffalo on Nov. 10, 1991... His two-game yardage total (619) marked the fourth most in NFL history by a QB in his first two games... Despite the yardage success, he again struggled with turnovers, throwing three INTs, including a critical one that was returned for a 24-yard TD by DE Jason Pierre-Paul in the fourth quarter that spoiled a comeback effort by Green Bay and extended the Giants' lead to 27-13... Was successful throwing the ball downfield, as the offense had eight passing plays of 15-plus yards and five of 25-plus, including a game-long 52-yard completion to WR Jarrett Boykin to set up the offense's lone TD in the fourth quarter.

73 JC Tretter, T, Rookie, Cornell

• Rookie OL who will begin the season on the reserve/physically unable to perform list after suffering a significant ankle injury in the first practice of the Organized Team Activities in the spring.

• Chosen by Green Bay with the second of three fourth-round draft picks in 2013. Selected with 122nd overall pick.

• A four-year letterman and two-year starter for the Big Red who grew from a 238-pound freshman tight end to a 300-pound All-American left tackle during his time on campus and appeared in 40 games during his career.

• Earned unanimous first-team All-Ivy League honors, and was a first-team All-American (Football Championship Subdivision) selection by the *NFL Draft Report* as a senior in 2012.

64 Greg Van Roten, G/C, 2nd Year, Pennsylvania

2013 Season: Top backup along the interior who added the center position to his repertoire during the offseason program this spring... Had appeared in each of the first three games, but suffered a foot injury in practice following the bye week and was inactive in Weeks 5-6, before being placed on injured reserve, Oct. 15.

▶**at San Francisco 49ers (9/8):** Played on special teams.

▶**vs. Washington Redskins (9/15):** Played on special teams.

▶**at Cincinnati Bengals (9/22):** Played on special teams.

▶**vs. Detroit Lions (10/6):** Suffered a foot injury in practice during the week and was inactive on gameday.

▶**at Baltimore Ravens (10/13):** Inactive.

9 Seneca Wallace, QB, 10th Year, Iowa State

2013 Season: Signed by Green Bay on Sept. 2 to serve as the primary backup to QB Aaron Rodgers... Veteran who spent time with both New Orleans and San Francisco during the 2013 preseason after sitting out the 2012 regular season... Came on in relief of an injured Rodgers (shoulder) in the team's Week 9 contest vs. Chicago, his first game action as a member of the Packers... Started the Week 10 game against Philadelphia but sustained a groin injury on the opening drive and was removed from

the game...For the season, appeared in two games and completed 16 of 24 attempts for 139 yards with an INT, and was placed on injured reserve, Nov. 12.

▶**at San Francisco 49ers (9/8):** Dressed for the game as the team's No. 2 QB, but did not play.

▶**vs. Washington Redskins (9/15) - at Minnesota Vikings (10/27):** Did not play.

▶**vs. Chicago Bears (11/4):** Was pressed into action after Rodgers suffered a left shoulder injury on the offense's opening drive of the game and did not return...Played the remainder of the game at QB, his first regular-season game action since Jan. 1, 2012 as a member of the Cleveland Browns...Completed 11 of 19 attempts for 114 yards and an INT...Led three scoring drives (two TDs, one FG).

▶**vs. Philadelphia Eagles (11/10):** Started the game for the Packers, leading an 11-play, 44-yard drive that resulted in a missed FG attempt...Completed all five of his passes for 25 yards, but suffered a groin injury as he attempted to escape pressure on the final play of the drive and did not return to the game.

19 Myles White, WR, Rookie, Louisiana Tech

2013 Season: Rookie non-drafted free agent who joined the team in the spring and parlayed a consistent training camp into a spot on the practice squad at the conclusion of the preseason...Was signed to the active roster, Oct. 15, after veteran WRs Randall Cobb and James Jones suffered knee injuries at Baltimore in Week 6...For the season, has appeared in four games and made eight catches for 61 yards (7.6 avg.).

▶**vs. Cleveland Browns (10/20):** Was signed to the active roster at the start of the practice week with both Cobb and Jones likely sidelined for the game...Made his NFL debut, appearing on both offense and special teams...Saw action as the No. 3 WR on 47 offensive plays and finished with one catch for 9 yards.

▶**at Minnesota Vikings (10/27):** Saw extended action for the second consecutive week, appearing on 58 plays and posting five catches for 35 yards (7.0 avg.).

▶**vs. Chicago Bears (11/4):** Finished with one catch for 8 yards.

▶**vs. Philadelphia Eagles (11/10):** Appeared on only two offensive plays and finished with one catch for 9 yards.

▶**at New York Giants (11/17):** Dressed for the game, but did not play.

38 Tramon Williams, CB, 7th Year, Louisiana Tech

2013 Season: Elder statesman in the secondary, a one time non-drafted free agent and practice-squad player who has gone on to appear in nearly 100 games for the Packers since 2007...For the season, has started all 10 games and posted 54 tackles (38 solo), a career-high 2.5 sacks, a forced fumble, a fumble recovery, an INT and nine passes defended.

▶**at San Francisco 49ers (9/8):** Joined fellow CB Sam Shields by appearing on all 75 defensive plays, starting at LCB and posting three tackles (two solo) and a pass defended...Jumped an out pattern by TE Vernon Davis on the 49ers' second offensive play of the game, breaking up the throw and nearly collecting his first INT of the season.

▶**vs. Washington Redskins (9/15):** Started at CB and finished with eight tackles (six solo), two passes defended and a QB hit...Rotated between playing on the outside and also in the slot in the continued absence of regular nickel CB Casey Hayward (hamstring).

▶**at Cincinnati Bengals (9/22):** Appeared on all 56 defensive plays and finished with three tackles (all solo, one for loss) and a sack...Part of a concerted effort by the secondary to limit Pro Bowl WR A.J. Green, who finished the game with just four catches for 46 yards (11.5 avg.)...Made the third sack of his career in the third quarter when he blitzed from the slot, crashing between RT and RG to drop QB Andy Dalton for an 8-yard loss...Marked his first sack since Sept. 27, 2010, at Chicago.

▶**vs. Detroit Lions (10/6):** Started and appeared on all 67 defensive plays, finishing with eight tackles (two solo) and two passes defended.

▶**at Baltimore Ravens (10/13):** Played all 63 defensive plays and finished with four tackles (one solo).

▶**vs. Cleveland Browns (10/20):** Started and appeared on all 70 defensive plays, posting four tackles (three solo), including his career-high second sack of the season...Sack came in the third quarter when he blitzed and

dropped QB Brandon Weeden for a 4-yard loss...Also part of a secondary that limited the Browns to just 149 yards passing, only 81 of which came from WRs during the game.

▶**at Minnesota Vikings (10/27):** Finished with three tackles (all solo), a QB hit and a pass defended, helping to limit the Vikings to a mere 145 passing yards, only 53 of which went to WRs...Pass defended came on a third down in the second quarter when he broke up a ball intended for WR Jerome Simpson and nearly intercepted it near the sideline.

▶**vs. Chicago Bears (11/4):** Posted six tackles (four solo) and two passes defended.

▶**vs. Philadelphia Eagles (11/10):** Had a productive statistical game, finishing with seven tackles (six solo), a half-sack and both a forced and recovered fumble...Recorded the half-sack, forced and recovered fumble on the same play in the fourth quarter when he blitzed from the slot between RT and RG and teamed with DE Mike Daniels to take down Nick Foles...Stripped Foles on his way to the ground and collected the ball at the Philadelphia 13-yard line...The play marked his first forced fumble since Oct. 31, 2010 (at N.Y. Jets), and first recovery since Sept. 8, 2011 (vs. New Orleans).

▶**at New York Giants (11/17):** Had one of his most complete performances, posting eight tackles (all solo, two for loss) and his first INT of the season...Turned in one of the top individual tackling games of his career, repeatedly taking down Giants' WRs in the open field, including twice behind the line of scrimmage for negative plays...Recorded his first INT of the season in the second quarter when QB Eli Manning threw an errant pass to the outside of an in-breaking WR Louis Murphy and he dove to snare the ball out of the air...Regained his footing to return the pick 10 yards...Marked the 23rd regular-season INT of his career and the first since Week 2 of 2012 vs Chicago (Sept. 13).

98 C.J. Wilson, DE, 4th Year, East Carolina

2013 Season: Reserve DL who has been in and out of the lineup in the early part of the season due to match-ups and added depth at the position...Has appeared in six games and recorded seven tackles (two solo).

▶**at San Francisco 49ers (9/8):** Saw 20 snaps as a part of the defensive-line rotation...Part of a concerted effort to stop the 49ers' powerful running game, an outing that saw them finish with just 90 yards on 34 carries (2.6 avg.).

▶**vs. Washington Redskins (9/15):** Inactive.

▶**at Cincinnati Bengals (9/22):** Returned to the gameday lineup, appearing on 11 defensive plays and posting an assisted tackle.

▶**vs. Detroit Lions (10/6):** Inactive.

▶**at Baltimore Ravens (10/13):** Returned to the gameday lineup and saw action on 10 plays, tallying three tackles (two solo).

▶**vs. Cleveland Browns (10/20):** Appeared on nine defensive plays, but did not record any statistics.

▶**at Minnesota Vikings (10/27):** Saw action on two defensive snaps, but did not record any statistics.

▶**vs. Chicago Bears (11/4):** Inactive.

▶**vs. Philadelphia Eagles (11/10):** Inactive

▶**at New York Giants (11/17):** Returned to the gameday lineup and appeared on 22 plays, mostly in the second half in relief of an injured Johnny Jolly (groin)...Posted one assisted tackle.

99 Jerel Worthy, DE, 2nd Year, Michigan State

- Opens the 2013 season on the reserve/physically unable to perform list after suffering a significant knee injury late in the fourth quarter of the team's 2012 regular-season finale at Minnesota.

- Became a regular part of the defensive-line rotation early on in 2012, playing extensively in the sub-defenses and also contributing as a defensive end in the base 3-4.

- Appeared in 14 games with four starts and made 23 tackles (11 solo), in addition to 2½ sacks and a forced fumble.

National Football League Game Summary

NFL Copyright © 2013 by The National Football League. All rights reserved. This summary and play-by-play is for the express purpose of assisting media in their coverage of the game; any other use of this material is prohibited without the written permission of the National Football League. Updated: 11/18/2013

Date: Sunday, 11/17/2013

Green Bay Packers at New York Giants

Start Time: 4:25 PM EST

at MetLife Stadium, East Rutherford, NJ

Game Day Weather

Game Weather: Mostly Cloudy
Played on Turf: UBU Speed Series-S5-M

Temp: 59° F (15.0° C) Humidity: 100%, Wind: SE 2 mph

Officials

Referee: McAulay, Terry (77)	Umpire: Dawson, Scott (70)	Head Linesman: Bradley, Greg (98)
Line Judge: Steinkerchner, Mark (84)	Side Judge: Coleman, James (95)	Field Judge: Brown, Terry (43)
Back Judge: Dyer, Lee (27)	Replay Official: Franz, Earnie	

Lineups

Green Bay Packers			New York Giants		
Offense		Defense	Offense		Defense
WR 87 J.Nelson		LDE 90 B.Raji	WR 88 H.Nicks		LDE 91 J.Tuck
LT 69 D.Bakhtiari		NT 79 R.Pickett	LT 65 W.Beatty		LDT 97 L.Joseph
LG 71 J.Sitton		RDE 97 J.Jolly	LG 77 K.Boothe		RDT 99 C.Jenkins
C 62 E.Dietrich-Smith		LOLB 96 M.Neal	C 63 J.Cordle		RDE 94 M.Kiwanuka
RG 70 T.Lang		BLB 50 A.Hawk	RG 66 D.Diehl		SLB 55 K.Rivers
RT 74 M.Newhouse		MLB 59 B.Jones	RT 72 J.Pugh		MLB 52 J.Beason
TE 81 A.Quarless		ROLB 52 C.Matthews	TE 83 B.Myers		WLB 57 J.Williams
WR 89 J.Jones		LCB 38 T.Williams	WR 80 V.Cruz		LCB 38 T.McBride
QB 16 S.Tolzien		RCB 31 D.House	QB 10 E.Manning		SS 26 A.Rolle
RB 27 E.Lacy		SS 42 M.Burnett	TE 86 B.Pascoe		FS 25 W.Hill
FB 30 J.Kuhn		FS 43 M.Jennings	RB 35 A.Brown		RCB 20 P.Amukamara

Substitutions

K 2 M.Crosby, P 8 T.Masthay, WR 11 J.Boykin, S 22 J.McMillian, RB 23 J.Franklin, CB 24 J.Bush, CB 25 J.Nixon, S 32 C.Banjo, CB 33 M.Hyde, RB 44 J.Starks, LB 51 N.Palmer, LB 57 J.Lattimore, LS 61 B.Goode, G 65 L.Taylor, DE 76 M.Daniels, T 78 D.Sherrod, TE 82 R.Taylor, TE 85 J.Stoneburner, TE 86 B.Bostick, DE 93 J.Boyd, DE 95 D.Jones, DE 98 C.Wilson

Substitutions

K 3 J.Brown, P 5 S.Weatherford, WR 12 J.Jernigan, WR 18 L.Murphy, S 21 R.Mundy, CB 24 T.Thomas, CB 28 J.Hosley, RB 29 M.Cox, S 30 C.Taylor, RB 34 B.Jacobs, CB 37 C.James, FB 39 J.Conner, LS 51 Z.DeOssie, LB 54 S.Paysinger, LB 58 M.Herzlich, G 67 B.Mosley, T 73 J.Brewer, WR 82 R.Randle, TE 84 L.Donnell, DE 90 J.Pierre-Paul, DT 93 M.Patterson, DT 96 J.Hankins, DE 98 D.Moore

Did Not Play

QB 10 M.Flynn, WR 19 M.White

Did Not Play

QB 17 C.Painter

Not Active

QB 12 A.Rodgers, WR 13 C.Harper, CB 29 C.Hayward, CB 37 S.Shields, LB 53 N.Perry, LB 55 A.Mulumba, T/G 67 D.Barclay

Not Active

QB 9 R.Nassib, CB 23 C.Webster, RB 44 P.Hillis, LB 59 A.Bradford, C 61 D.Reynolds, DT 78 M.Kuhn, TE 81 A.Robinson

Field Goals (made () & missed)

M.Crosby (24) (57)

J.Brown (40) (28)

		1	2	3	4	OT	Total
VISITOR:	Green Bay Packers	0	6	0	7	0	13
HOME:	New York Giants	7	3	10	7	0	27

Scoring Plays

Team	Qtr	Time	Play Description (Extra Point) (Drive Info)	Visitor	Home
Giants	1	5:34	R.Randle 26 yd. pass from E.Manning (J.Brown kick) (5-42, 2:57)	0	7
Giants	2	14:03	J.Brown 40 yd. Field Goal (11-56, 4:56)	0	10
Packers	2	10:21	M.Crosby 24 yd. Field Goal (7-76, 3:42)	3	10
Packers	2	0:00	M.Crosby 57 yd. Field Goal (4-24, 0:43)	6	10
Giants	3	10:06	J.Brown 28 yd. Field Goal (5-40, 2:10)	6	13
Giants	3	0:25	B.Jacobs 1 yd. run (J.Brown kick) (10-63, 6:07)	6	20
Packers	4	12:43	E.Lacy 4 yd. run (M.Crosby kick) (5-83, 2:42)	13	20
Giants	4	10:49	J.Pierre-Paul 24 yd. interception return (J.Brown kick)	13	27

Paid Attendance: 79,114

Time: 2:45

Final Team Statistics

	Visitor Packers	Home Giants
TOTAL FIRST DOWNS	16	19
By Rushing	3	8
By Passing	13	9
By Penalty	0	2
THIRD DOWN EFFICIENCY	2-8-25%	4-14-29%
FOURTH DOWN EFFICIENCY	0-1-0%	2-2-100%
TOTAL NET YARDS	394	334
Total Offensive Plays (inc. times thrown passing)	54	63
Average gain per offensive play	7.3	5.3
NET YARDS RUSHING	55	78
Total Rushing Plays	20	24
Average gain per rushing play	2.8	3.3
Tackles for a loss-number and yards	3-3	3-6
NET YARDS PASSING	339	256
Times thrown - yards lost attempting to pass	0-0	4-23
Gross yards passing	339	279
PASS ATTEMPTS-COMPLETIONS-HAD INTERCEPTED	34-24-3	35-25-1
Avg gain per pass play (inc.# thrown passing)	10.0	6.6
KICKOFFS Number-In End Zone-Touchbacks	3-3-1	6-6-3
PUNTS Number and Average	4-45.0	5-53.0
Had Blocked	0	0
FGs - PATs Had Blocked	0-0	0-0
Net Punting Average	37.0	42.2
TOTAL RETURN YARDAGE (Not Including Kickoffs)	44	66
No. and Yards Punt Returns	3-34	1-32
No. and Yards Kickoff Returns	3-69	2-35
No. and Yards Interception Returns	1-10	3-34
PENALTIES Number and Yards	5-38	3-30
FUMBLES Number and Lost	0-0	0-0
TOUCHDOWNS	1	3
Rushing	1	1
Passing	0	1
Interceptions	0	1
EXTRA POINTS Made-Attempts	1-1	3-3
Kicking Made-Attempts	1-1	3-3
FIELD GOALS Made-Attempts	2-2	2-2
RED ZONE EFFICIENCY	1-2-50%	1-3-33%
GOAL TO GO EFFICIENCY	0-0-0%	1-1-100%
SAFETIES	0	0
FINAL SCORE	13	27
TIME OF POSSESSION	24:46	35:14

Green Bay Packers vs New York Giants
11/17/2013 at MetLife Stadium

Ball Possession And Drive Chart

Green Bay Packers

#	Time Recd	Time Lost	Time Poss	How Ball Obtained	Drive Began	# Play	Yds Gain	Yds Pen	Net Yds	1st Down	Last Scrm	How Given Up
1	10:22	8:31	1:51	Punt	GB 20	3	7	-5	2	0	GB 22	Punt
2	5:34	3:59	1:35	Kickoff	GB 20	3	6	0	6	0	GB 26	Punt
3	14:03	10:21	3:42	Kickoff	GB 18	7	76	0	76	2	* NYG 6	Field Goal
4	3:28	1:18	2:10	Interception	GB 21	5	31	0	31	1	NYG 48	Punt
5	0:43	0:00	0:43	Punt	GB 37	4	24	0	24	1	NYG 39	Field Goal
6	15:00	12:16	2:44	Kickoff	GB 20	5	31	0	31	1	NYG 49	Interception
7	10:06	6:32	3:34	Kickoff	GB 13	8	45	5	50	2	NYG 43	Downs
8	0:25	12:43	2:42	Kickoff	GB 17	5	83	0	83	3	* NYG 4	Touchdown
9	10:55	10:49	0:06	Punt	GB 30	1	0	0	0	0	GB 30	Interception
10	10:49	8:30	2:19	Kickoff	GB 20	3	9	0	9	0	GB 29	Punt
11	4:32	1:49	2:43	Punt	GB 17	8	49	0	49	4	NYG 34	Interception
12	0:37	0:00	0:37	Punt	GB 32	4	33	0	33	2	NYG 47	End of Game

(265) Average GB 22

New York Giants

#	Time Recd	Time Lost	Time Poss	How Ball Obtained	Drive Began	# Play	Yds Gain	Yds Pen	Net Yds	1st Down	Last Scrm	How Given Up
1	15:00	10:22	4:38	Kickoff	NYG 20	6	31	-10	21	2	NYG 41	Punt
2	8:31	5:34	2:57	Punt	GB 42	5	52	-10	42	2	GB 26	Touchdown
3	3:59	14:03	4:56	Punt	NYG 22	11	56	0	56	2	GB 22	Field Goal
4	10:21	3:28	6:53	Kickoff	NYG 11	12	66	8	74	6	* GB 15	Interception
5	1:18	0:43	0:35	Punt	NYG 13	3	7	0	7	0	NYG 20	Punt
6	12:16	10:06	2:10	Interception	50	5	40	0	40	1	* GB 10	Field Goal
7	6:32	0:25	6:07	Downs	NYG 37	10	63	0	63	4	* GB 1	Touchdown
8	12:43	10:55	1:48	Kickoff	NYG 19	3	-4	0	-4	0	NYG 15	Punt
9	8:30	4:32	3:58	Punt	NYG 30	7	16	0	16	2	NYG 46	Punt
10	1:49	0:37	1:12	Interception	NYG 14	3	7	0	7	0	NYG 21	Punt

(274) Average NYG 27

*** inside opponent's 20**

Time of Possession by Quarter		1st	2nd	3rd	4th	OT	Total
Visitor	Green Bay Packers	3:26	6:35	6:43	8:02		24:46
Home	New York Giants	11:34	8:25	8:17	6:58		35:14
Kickoff Drive No.-Start Average		Packers: 6 - GB 18			Giants: 3 - NYG 17		

Green Bay Packers vs New York Giants
11/17/2013 at MetLife Stadium

Final Defensive Statistics

Green Bay Packers	Regular Defensive Plays											Special Teams					Misc			
	TKL	AST	COMB	SK	/ YDS	TFL	Q	IN	PD	FF	FR	TKL	AST	FF	FR	BL	TKL	AST	FF	FR
B.Jones	11	2	13	1	9	3	1	0	0	0	0	0	0	0	0	0	0	0	0	0
M.Burnett	6	6	12	0	0	0	0	0	0	0	0	0	0	0	0	0	0	0	0	0
T.Williams	8	0	8	0	0	1	0	1	1	0	0	0	0	0	0	0	0	0	0	0
M.Jennings	5	1	6	0	0	1	0	0	0	0	0	0	0	0	0	0	0	0	0	0
M.Hyde	5	1	6	0	0	0	0	0	0	0	0	0	0	0	0	0	0	0	0	0
A.Hawk	3	3	6	1	1	1	1	0	0	0	0	0	0	0	0	0	0	0	0	0
C.Matthews	1	3	4	1	7	1	1	0	1	0	0	0	0	0	0	0	0	0	0	0
D.House	3	0	3	0	0	0	0	0	1	0	0	0	0	0	0	0	0	0	0	0
J.Bush	2	1	3	0	0	0	0	0	1	0	0	0	0	0	0	0	0	0	0	0
M.Neal	2	0	2	1	6	1	1	0	0	0	0	0	0	0	0	0	0	0	0	0
M.Daniels	2	0	2	0	0	0	1	0	0	0	0	0	0	0	0	0	0	0	0	0
C.Banjo	2	0	2	0	0	0	0	0	0	0	0	2	0	0	0	0	0	0	0	0
C.Wilson	1	1	2	0	0	0	0	0	0	0	0	0	0	0	0	0	0	0	0	0
N.Palmer	0	2	2	0	0	0	0	0	0	0	0	0	1	0	0	0	0	0	0	0
D.Jones	0	0	0	0	0	0	1	0	0	0	0	0	0	0	0	0	0	0	0	0
T.Masthay	0	0	0	0	0	0	0	0	0	0	0	1	0	0	0	0	0	0	0	0
B.Bostick	0	0	0	0	0	0	0	0	0	0	0	0	1	0	0	0	0	0	0	0
A.Quarless	0	0	0	0	0	0	0	0	0	0	0	0	0	0	0	0	1	0	0	0
E.Lacy	0	0	0	0	0	0	0	0	0	0	0	0	0	0	0	0	1	0	0	0
J.Jones	0	0	0	0	0	0	0	0	0	0	0	0	0	0	0	0	0	1	0	0
Total	51	20	71	4	23	8	6	1	4	0	0	3	2	0	0	0	2	1	0	0

TKL = Tackle AST = Assist COMB = Combined QH=QB Hit IN = Interception PD = Pass Defense FF = Forced Fumble FR = Fumble Recovery

New York Giants	Regular Defensive Plays											Special Teams					Misc			
	TKL	AST	COMB	SK	/ YDS	TFL	Q	IN	PD	FF	FR	TKL	AST	FF	FR	BL	TKL	AST	FF	FR
T.Thomas	7	1	8	0	0	0	0	0	0	0	0	0	0	0	0	0	0	0	0	0
J.Beason	6	2	8	0	0	1	1	1	1	0	0	0	0	0	0	0	0	0	0	0
J.Williams	6	2	8	0	0	3	0	0	0	0	0	0	0	0	0	0	0	0	0	0
P.Amukamara	6	0	6	0	0	1	0	0	1	0	0	0	0	0	0	0	0	0	0	0
T.McBride	5	0	5	0	0	0	0	0	0	0	0	0	0	0	0	0	0	0	0	0
W.Hill	4	1	5	0	0	0	0	0	0	0	0	1	1	0	0	0	0	0	0	0
J.Pierre-Paul	1	2	3	0	0	0	0	1	1	0	0	0	0	0	0	0	0	0	0	0
M.Patterson	0	3	3	0	0	0	0	0	0	0	0	0	0	0	0	0	0	0	0	0
A.Rolle	2	0	2	0	0	0	0	1	1	0	0	1	0	0	0	0	0	0	0	0
S.Paysinger	2	0	2	0	0	0	0	0	0	0	0	0	1	0	0	0	0	0	0	0
C.Jenkins	2	0	2	0	0	0	0	0	0	0	0	0	0	0	0	0	0	0	0	0
J.Tuck	1	1	2	0	0	0	2	0	1	0	0	0	0	0	0	0	0	0	0	0
L.Joseph	0	2	2	0	0	0	0	0	0	0	0	0	0	0	0	0	0	0	0	0
K.Rivers	1	0	1	0	0	0	0	0	0	0	0	0	0	0	0	0	0	0	0	0
M.Kiwanuka	0	1	1	0	0	0	1	0	0	0	0	0	0	0	0	0	0	0	0	0
J.Hankins	0	1	1	0	0	0	1	0	0	0	0	0	0	0	0	0	0	0	0	0
M.Herzlich	0	0	0	0	0	0	0	0	0	0	0	3	0	0	0	0	0	0	0	0
L.Donnell	0	0	0	0	0	0	0	0	0	0	0	1	0	0	0	0	0	0	0	0
R.Randle	0	0	0	0	0	0	0	0	0	0	0	0	0	0	0	0	1	0	0	0
Total	43	16	59	0	0	5	5	3	5	0	0	6	2	0	0	0	1	0	0	0

First Quarter

11/17/2013

Play By Play

NYG wins toss, elects to Receive, and GB elects to defend the North goal.

T.Masthay kicks 65 yards from GB 35 to end zone, Touchback.

New York Giants at 15:00

1-10-NYG 20	(15:00) A.Brown left end to NYG 17 for -3 yards (M.Jennings, C.Matthews).	
2-13-NYG 17	(14:23) E.Manning pass short middle to A.Brown pushed ob at NYG 29 for 12 yards (B.Jones).	
3-1-NYG 29	(13:49) <i>PENALTY on GB, Defensive 12 On-field, 5 yards, enforced at NYG 29 - No Play.</i>	X1
<u>1-10-NYG 34</u>	(13:31) (Shotgun) E.Manning pass short middle to V.Cruz to NYG 46 for 12 yards (M.Hyde).	P2
<u>1-10-NYG 46</u>	(12:53) A.Brown right guard to NYG 45 for -1 yards (B.Jones, M.Burnett).	
2-11-NYG 45	(12:16) E.Manning pass short right to V.Cruz to NYG 48 for 3 yards (T.Williams).	
3-8-NYG 48	(11:34) (Shotgun) E.Manning scrambles up the middle to GB 35 for 17 yards (M.Burnett). <i>PENALTY on NYG-J.Pugh, Face Mask (15 Yards), 15 yards, enforced at NYG 48 - No Play.</i>	
3-23-NYG 33	(11:01) (Shotgun) E.Manning pass short middle to J.Jernigan to NYG 41 for 8 yards (J.Bush).	
4-15-NYG 41	(10:33) S.Weatherford punts 59 yards to end zone, Center-Z.DeOssie, Touchback.	

Green Bay Packers at 10:22

1-10-GB 20	(10:22) E.Lacy up the middle to GB 23 for 3 yards (J.Williams, W.Hill).	
2-7-GB 23	(9:52) E.Lacy left tackle to GB 23 for no gain (C.Jenkins, M.Kiwanuka).	
3-7-GB 23	(9:25) <i>PENALTY on GB, Offensive 12 On-field, 5 yards, enforced at GB 23 - No Play.</i>	
3-12-GB 18	(9:03) (Shotgun) S.Tolzien pass short left to J.Nelson to GB 22 for 4 yards (T.Thomas, J.Beason). <i>Penalty on GB-J.Jones, Offensive Pass Interference, declined.</i>	
4-8-GB 22	(8:45) T.Masthay punts 52 yards to NYG 26, Center-B.Goode. R.Randle to GB 42 for 32 yards (T.Masthay, N.Palmer).	

New York Giants at 8:31

1-10-GB 42	(8:31) E.Manning pass incomplete deep left to B.Pascoe.	
2-10-GB 42	(8:24) E.Manning scrambles right end to GB 39 for 3 yards (B.Jones). <i>PENALTY on NYG-K.Boothe, Offensive Holding, 10 yards, enforced at GB 42 - No Play.</i>	
2-20-NYG 48	(7:54) (Shotgun) E.Manning pass short middle to B.Myers to GB 37 for 15 yards (M.Burnett).	
3-5-GB 37	(7:12) (Shotgun) A.Brown left guard to GB 27 for 10 yards (M.Hyde, M.Burnett).	R3
<u>1-10-GB 27</u>	(6:28) B.Jacobs right tackle to GB 26 for 1 yard (B.Jones, A.Hawk).	
2-9-GB 26	(5:43) (Shotgun) E.Manning pass deep middle to R.Randle for 26 yards, TOUCHDOWN. J.Brown extra point is GOOD, Center-Z.DeOssie, Holder-S.Weatherford.	P4

GB 0 NYG 7, 5 plays, 42 yards, 2:57 drive, 9:26 elapsed
--

J.Brown kicks 74 yards from NYG 35 to GB -9. M.Hyde, Touchback.

Green Bay Packers at 5:34

1-10-GB 20	(5:34) E.Lacy left guard to GB 24 for 4 yards (J.Tuck, L.Joseph).	
2-6-GB 24	(5:01) E.Lacy left end to GB 26 for 2 yards (S.Paysinger, M.Patterson).	
3-4-GB 26	(4:17) (Shotgun) S.Tolzien pass incomplete short middle to J.Jones (P.Amukamara) [J.Beason].	
4-4-GB 26	(4:07) T.Masthay punts 52 yards to NYG 22, Center-B.Goode, fair catch by R.Randle.	

New York Giants at 3:59

1-10-NYG 22	(3:59) A.Brown right tackle to NYG 25 for 3 yards (A.Hawk, B.Jones).	
2-7-NYG 25	(3:18) (Shotgun) E.Manning pass incomplete short right to A.Brown.	
3-7-NYG 25	(3:09) (Shotgun) E.Manning pass short middle to V.Cruz to GB 45 for 30 yards (D.House, J.Bush).	P5
<u>1-10-GB 45</u>	(2:30) E.Manning pass short left to J.Conner to GB 45 for no gain (B.Jones).	
2-10-GB 45	(1:44) E.Manning pass incomplete short left to A.Brown.	
3-10-GB 45	(1:35) (Shotgun) E.Manning pass short right to V.Cruz pushed ob at GB 36 for 9 yards (M.Hyde).	
4-1-GB 36	(1:05) B.Jacobs left guard to GB 31 for 5 yards (C.Banjo, M.Burnett).	R6
<u>1-10-GB 31</u>	(:27) B.Jacobs right end to GB 31 for no gain (T.Williams).	

END OF QUARTER

	Score	Time Poss	First Downs				Efficiencies	
			R	P	X	T	3 Down	4 Down
Green Bay Packers	0	3:26	0	0	0	0	0/2	0/0
New York Giants	7	11:34	2	3	1	6	2/4	1/1

Second Quarter

11/17/2013

Play By Play

New York Giants continued.

- 2-10-GB 31 (15:00) E.Manning pass incomplete short right to V.Cruz [D.Jones].
- 3-10-GB 31 (14:55) (Shotgun) E.Manning pass short right to B.Myers to GB 22 for 9 yards (M.Jennings) [M.Daniels].
- 4-1-GB 22 (14:12) **J.Brown 40 yard field goal is GOOD, Center-Z.DeOssie, Holder-S.Weatherford.**

GB 0 NYG 10, 11 plays, 56 yards, 4:56 drive, 0:57 elapsed
--

J.Brown kicks 68 yards from NYG 35 to GB -3. M.Hyde to GB 18 for 21 yards (M.Herzlich).

Green Bay Packers at 14:03, (1st play from scrimmage 13:57)

- 1-10-GB 18 (13:57) (Shotgun) S.Tolzien pass incomplete short right to J.Nelson.
- 2-10-GB 18 (13:53) (Shotgun) S.Tolzien pass deep right to J.Nelson to GB 43 for 25 yards (A.Rolle). P1
- 1-10-GB 43 (13:19) S.Tolzien pass deep middle to J.Jones to NYG 12 for 45 yards (P.Amukamara). P2
- 1-10-NYG 12 (12:30) (Shotgun) J.Starks up the middle to NYG 12 for no gain (J.Pierre-Paul, M.Patterson).
- 2-10-NYG 12 (11:46) (Shotgun) J.Starks right tackle to NYG 13 for -1 yards (J.Williams, J.Pierre-Paul).
- 3-11-NYG 13 (11:03) (Shotgun) S.Tolzien pass short right to J.Boykin to NYG 6 for 7 yards (T.McBride).
- 4-4-NYG 6 (10:28) **M.Crosby 24 yard field goal is GOOD, Center-B.Goode, Holder-T.Masthay.**

GB 3 NYG 10, 7 plays, 76 yards, 3:42 drive, 4:39 elapsed

T.Masthay kicks 66 yards from GB 35 to NYG -1. M.Cox to NYG 11 for 12 yards (C.Banjo, B.Bostick).

New York Giants at 10:21, (1st play from scrimmage 10:17)

- 1-10-NYG 11 (10:17) (Shotgun) E.Manning pass short middle to R.Randle to NYG 23 for 12 yards (T.Williams). P7
- 1-10-NYG 23 (9:42) E.Manning pass incomplete short left to H.Nicks. X8
- PENALTY on GB-T.Williams, Defensive Pass Interference, 8 yards, enforced at NYG 23 - No Play.*
- 1-10-NYG 31 (9:34) (Shotgun) A.Brown right tackle to NYG 43 for 12 yards (M.Hyde). R9
- 1-10-NYG 43 (8:56) (Shotgun) E.Manning pass short right to J.Jernigan to GB 44 for 13 yards (M.Jennings, B.Jones). P10
- 1-10-GB 44 (8:18) A.Brown left tackle to GB 37 for 7 yards (B.Jones, A.Hawk).
- 2-3-GB 37 (7:33) (Shotgun) A.Brown right guard to GB 35 for 2 yards (T.Williams, C.Matthews).
- 3-1-GB 35 (6:50) E.Manning pass incomplete deep right to V.Cruz (D.House).
Timeout #1 by NYG at 06:40.
- 4-1-GB 35 (6:40) B.Jacobs right tackle to GB 33 for 2 yards (M.Neal, M.Burnett). R11
- 1-10-GB 33 (6:03) (Shotgun) E.Manning pass short left to V.Cruz to GB 24 for 9 yards (M.Burnett).
- 2-1-GB 24 (5:18) A.Brown left tackle to GB 14 for 10 yards (C.Banjo). R12
- 1-10-GB 14 (4:37) (Shotgun) E.Manning pass incomplete short left to H.Nicks.
- 2-10-GB 14 (4:30) E.Manning pass short left to R.Randle to GB 15 for -1 yards (T.Williams). Ball deflected at the line by #52 - C.Matthews.
- 3-11-GB 15 (3:45) (Shotgun) E.Manning pass short left intended for L.Murphy INTERCEPTED by T.Williams at GB 11. T.Williams to GB 21 for 10 yards (R.Randle).

Green Bay Packers at 3:28

- 1-10-GB 21 (3:28) E.Lacy left tackle to GB 22 for 1 yard (C.Jenkins, J.Pierre-Paul).
- 2-9-GB 22 (2:54) S.Tolzien pass deep middle to B.Bostick pushed ob at GB 48 for 26 yards (J.Beason). GB-B.Bostick was injured during the play. P3
- 1-10-GB 48 (2:25) E.Lacy up the middle to GB 49 for 1 yard (K.Rivers, L.Joseph).

Two-Minute Warning

- 2-9-GB 49 (2:00) (Shotgun) E.Lacy right guard to NYG 48 for 3 yards (W.Hill, J.Tuck).
Timeout #1 by GB at 01:28.
- 3-6-NYG 48 (1:28) (Shotgun) S.Tolzien pass incomplete short left to J.Boykin (J.Tuck) [J.Tuck].
- 4-6-NYG 48 (1:25) T.Masthay punts 35 yards to NYG 13, Center-B.Goode, fair catch by R.Randle.

New York Giants at 1:18

- 1-10-NYG 13 (1:18) (Shotgun) E.Manning pass incomplete short left to B.Myers (J.Bush).
- 2-10-NYG 13 (1:14) (Shotgun) E.Manning scrambles right end to NYG 16 for 3 yards (J.Bush).
Timeout #2 by GB at 01:03.
- 3-7-NYG 16 (1:03) (Shotgun) E.Manning pass short middle to H.Nicks to NYG 20 for 4 yards (T.Williams).
Timeout #3 by GB at 00:55.
- 4-3-NYG 20 (:55) S.Weatherford punts 56 yards to GB 24, Center-Z.DeOssie. M.Hyde to GB 37 for 13 yards (M.Herzlich, S.Paysinger).

Green Bay Packers at 0:43

- 1-10-GB 37 (:43) (Shotgun) S.Tolzien pass short left to J.Boykin to GB 46 for 9 yards (P.Amukamara, J.Beason).

Green Bay Packers vs New York Giants at MetLife Stadium

2-1-GB 46 (:21) (No Huddle, Shotgun) S.Tolzien pass short right to J.Nelson to NYG 39 for 15 yards (T.McBride).

1-10-NYG 39 (:06) (No Huddle) S.Tolzien spiked the ball to stop the clock.

2-10-NYG 39 (:05) M.Crosby 57 yard field goal is GOOD, Center-B.Goode, Holder-T.Masthay.

GB 6 NYG 10, 4 plays, 24 yards, 0:43 drive, 15:00 elapsed

END OF QUARTER	Score	Time Poss	First Downs				Efficiencies	
			R	P	X	T	3 Down	4 Down
Green Bay Packers	6	6:35	0	4	0	4	0/2	0/0
New York Giants	10	8:25	3	2	1	6	0/4	1/1

Third Quarter

11/17/2013

Play By Play

GB elects to Receive, and NYG elects to defend the South goal.

J.Brown kicks 74 yards from NYG 35 to GB -9. M.Hyde, Touchback.

Green Bay Packers at 15:00

1-10-GB 20 (15:00) E.Lacy up the middle to GB 23 for 3 yards (J.Beason, J.Williams).

2-7-GB 23 (14:30) E.Lacy left tackle to GB 23 for no gain (P.Amukamara).

3-7-GB 23 (13:48) (Shotgun) S.Tolzien pass deep right to J.Nelson to NYG 48 for 29 yards (T.Thomas). P5

1-10-NYG 48 (13:09) E.Lacy left end to NYG 49 for -1 yards (P.Amukamara).

2-11-NYG 49 (12:36) S.Tolzien pass short middle intended for J.Jones INTERCEPTED by J.Beason at NYG 41. J.Beason to 50 for 9 yards (A.Quarless, J.Jones).

New York Giants at 12:16

1-10-50 (12:16) (Shotgun) E.Manning pass deep right to H.Nicks to GB 15 for 35 yards (M.Burnett). P13

1-10-GB 15 (11:36) A.Brown right end to GB 12 for 3 yards (T.Williams, N.Palmer).

2-7-GB 12 (10:58) E.Manning pass short right to H.Nicks to GB 10 for 2 yards (T.Williams).

3-5-GB 10 (10:16) (Shotgun) E.Manning pass incomplete short middle to V.Cruz.

4-5-GB 10 (10:09) **J.Brown 28 yard field goal is GOOD, Center-Z.DeOssie, Holder-S.Weatherford.**

GB 6 NYG 13, 5 plays, 40 yards, 2:10 drive, 4:54 elapsed

J.Brown kicks 69 yards from NYG 35 to GB -4. M.Hyde to GB 23 for 27 yards (A.Rolle).

PENALTY on GB-J.Lattimore, Offensive Holding, 10 yards, enforced at GB 23.

Green Bay Packers at 10:06, (1st play from scrimmage 9:59)

1-10-GB 13 (9:59) S.Tolzien pass short right to J.Kuhn to GB 14 for 1 yard (W.Hill).

2-9-GB 14 (9:26) (Shotgun) S.Tolzien pass short right to E.Lacy to GB 30 for 16 yards (W.Hill). P6

1-10-GB 30 (8:48) E.Lacy right guard to GB 35 for 5 yards (J.Williams).

2-5-GB 35 (8:12) (Shotgun) S.Tolzien pass short right to A.Quarless pushed ob at NYG 46 for 19 yards (T.McBride). P7

1-10-NYG 46 (7:43) (Shotgun) S.Tolzien pass incomplete short right to J.Jones [J.Tuck].

2-10-NYG 46 (7:38) S.Tolzien pass short right to J.Nelson to NYG 48 for -2 yards (J.Beason).

3-12-NYG 48 (7:00) (Shotgun) S.Tolzien pass incomplete short left to J.Jones.

4-12-NYG 48 (6:53) T.Masthay punts 31 yards to NYG 17, Center-B.Goode, fair catch by R.Randle.

PENALTY on NYG-L.Murphy, Running Into the Kicker, 5 yards, enforced at NYG 48 - No Play.

4-7-NYG 43 (6:45) (Punt formation) M.Jennings right end to NYG 37 for 6 yards (S.Paysinger).

New York Giants at 6:32

1-10-NYG 37 (6:32) A.Brown right guard to NYG 35 for -2 yards (B.Jones).

2-12-NYG 35 (5:56) (Shotgun) E.Manning pass short middle to V.Cruz to NYG 43 for 8 yards (M.Burnett).

3-4-NYG 43 (5:16) (Shotgun) E.Manning pass deep right to V.Cruz to GB 32 for 25 yards (M.Burnett, M.Hyde). P14

1-10-GB 32 (4:31) E.Manning pass short right to J.Conner to GB 30 for 2 yards (B.Jones).

2-8-GB 30 (3:49) E.Manning pass short middle to V.Cruz to GB 16 for 14 yards (D.House). P15

Penalty on GB-C.Matthews, Defensive Holding, declined.

1-10-GB 16 (3:18) (Shotgun) A.Brown right guard to GB 14 for 2 yards (C.Wilson, A.Hawk).

2-8-GB 14 (2:39) (Shotgun) E.Manning pass short left to A.Brown to GB 11 for 3 yards (M.Hyde).

3-5-GB 11 (1:55) (Shotgun) E.Manning pass short middle to B.Myers to GB 3 for 8 yards (M.Jennings). P16

1-3-GB 3 (1:14) A.Brown up the middle to GB 1 for 2 yards (M.Jennings, C.Wilson).

2-1-GB 1 (:30) **B.Jacobs left guard for 1 yard, TOUCHDOWN.** P17

J.Brown extra point is GOOD, Center-Z.DeOssie, Holder-S.Weatherford.

GB 6 NYG 20, 10 plays, 63 yards, 6:07 drive, 14:35 elapsed

J.Brown kicks 69 yards from NYG 35 to GB -4. M.Hyde to GB 17 for 21 yards (L.Donnell).

Green Bay Packers at 0:25, (1st play from scrimmage 0:19)

1-10-GB 17 (:19) S.Tolzien pass deep middle to J.Nelson to GB 35 for 18 yards (W.Hill). P8

END OF QUARTER

	Score	Time Poss	First Downs				Efficiencies	
			R	P	X	T	3 Down	4 Down
Green Bay Packers	6	6:43	0	4	0	4	1/2	0/1
New York Giants	20	8:17	1	4	0	5	2/3	0/0

Fourth Quarter

11/17/2013

Play By Play

Green Bay Packers continued.

<u>1-10-GB 35</u>	(15:00) S.Tolzien pass deep right to J.Boykin to NYG 13 for 52 yards (T.McBride) [J.Hankins].	P9
<u>1-10-NYG 13</u>	(14:15) E.Lacy left end to NYG 10 for 3 yards (J.Beason, J.Hankins).	
2-7-NYG 10	(13:35) (Shotgun) S.Tolzien pass short left to J.Kuhn to NYG 4 for 6 yards (A.Rolle).	
3-1-NYG 4	(12:52) (Shotgun) E.Lacy left guard for 4 yards, TOUCHDOWN.	R10
	M.Crosby extra point is GOOD, Center-B.Goode, Holder-T.Masthay.	

GB 13 NYG 20, 5 plays, 83 yards, 2:42 drive, 2:17 elapsed
--

T.Masthay kicks 69 yards from GB 35 to NYG -4. M.Cox to NYG 19 for 23 yards (C.Banjo).

New York Giants at 12:43, (1st play from scrimmage 12:38)

1-10-NYG 19	(12:38) E.Manning sacked at NYG 10 for -9 yards (B.Jones).	
2-19-NYG 10	(12:11) (Shotgun) E.Manning pass short left to A.Brown to NYG 22 for 12 yards (A.Hawk).	
3-7-NYG 22	(11:23) (Shotgun) E.Manning sacked at NYG 15 for -7 yards (C.Matthews).	
	<i>Penalty on NYG-W.Beatty, Illegal Use of Hands, declined.</i>	
4-14-NYG 15	(11:10) S.Weatherford punts 52 yards to GB 33, Center-Z.DeOssie. M.Hyde to GB 40 for 7 yards (W.Hill).	
	<i>PENALTY on GB-D.House, Illegal Block Above the Waist, 10 yards, enforced at GB 40.</i>	

Green Bay Packers at 10:55

1-10-GB 30	(10:55) (Shotgun) S.Tolzien pass intended for A.Quarless INTERCEPTED by J.Pierre-Paul at GB 24. J.Pierre-Paul for 24 yards, TOUCHDOWN.	
------------	---	--

New York Giants at 10:49

J.Brown extra point is GOOD, Center-Z.DeOssie, Holder-S.Weatherford.

GB 13 NYG 27, 0 plays, 24 yards, 0:00 drive , 4:11 elapsed

J.Brown kicks 69 yards from NYG 35 to GB -4. M.Hyde, Touchback.

Green Bay Packers at 10:49

1-10-GB 20	(10:49) E.Lacy right end to GB 19 for -1 yards (J.Williams, M.Patterson).	
2-11-GB 19	(10:14) (Shotgun) S.Tolzien pass short right to A.Quarless to GB 18 for -1 yards (J.Williams).	
3-12-GB 18	(9:22) (Shotgun) S.Tolzien pass short left to J.Nelson to GB 29 for 11 yards (T.Thomas).	
4-1-GB 29	(8:43) T.Masthay punts 41 yards to NYG 30, Center-B.Goode, out of bounds.	

New York Giants at 8:30

1-10-NYG 30	(8:30) A.Brown left tackle to NYG 36 for 6 yards (M.Burnett, N.Palmer).	
2-4-NYG 36	(7:50) A.Brown right guard to NYG 41 for 5 yards (B.Jones, M.Jennings).	R18
<u>1-10-NYG 41</u>	(7:03) (Shotgun) E.Manning pass short right to H.Nicks to 50 for 9 yards (D.House).	
2-1-50	(6:22) A.Brown left guard to GB 47 for 3 yards (B.Jones).	R19
<u>1-10-GB 47</u>	(5:38) (Shotgun) E.Manning sacked at GB 48 for -1 yards (A.Hawk).	
2-11-GB 48	(4:57) E.Manning pass incomplete short left to J.Conner (C.Matthews).	
3-11-GB 48	(4:46) (Shotgun) E.Manning sacked at NYG 46 for -6 yards (M.Neal).	
	Timeout #1 by GB at 04:40.	
4-17-NYG 46	(4:40) S.Weatherford punts 37 yards to GB 17, Center-Z.DeOssie, fair catch by M.Hyde.	

Green Bay Packers at 4:32

1-10-GB 17	(4:32) (Shotgun) S.Tolzien pass short middle to J.Boykin to GB 21 for 4 yards (T.Thomas).	
2-6-GB 21	(4:10) (No Huddle, Shotgun) S.Tolzien scrambles left end to GB 28 for 7 yards (J.Williams).	R11
<u>1-10-GB 28</u>	(3:46) (No Huddle, Shotgun) S.Tolzien pass short right to J.Boykin to GB 40 for 12 yards (T.McBride).	P12
<u>1-10-GB 40</u>	(3:23) (No Huddle, Shotgun) S.Tolzien scrambles left end to GB 44 for 4 yards (T.Thomas).	
2-6-GB 44	(2:57) (No Huddle, Shotgun) S.Tolzien pass short middle to J.Boykin to NYG 49 for 7 yards (T.Thomas).	P13
<u>1-10-NYG 49</u>	(2:32) (No Huddle, Shotgun) S.Tolzien pass short left to E.Lacy to NYG 44 for 5 yards (J.Beason, T.Thomas). NYG-T.Thomas was injured during the play.	
2-5-NYG 44	(2:04) (No Huddle, Shotgun) S.Tolzien pass short left to J.Jones to NYG 34 for 10 yards (P.Amukamara, J.Williams).	P14

Two-Minute Warning

<u>1-10-NYG 34</u>	(1:58) (Shotgun) S.Tolzien pass deep middle intended for J.Boykin INTERCEPTED by A.Rolle [M.Kiwanuka] at NYG 13. A.Rolle to NYG 14 for 1 yard (E.Lacv).	
--------------------	---	--

New York Giants at 1:49

1-10-NYG 14	(1:49) A.Brown up the middle to NYG 15 for 1 yard (M.Daniels, M.Burnett).	
	Timeout #2 by GB at 01:40.	

Green Bay Packers vs New York Giants at MetLife Stadium

- 2-9-NYG 15 (1:40) A.Brown right tackle to NYG 20 for 5 yards (B.Jones, M.Burnett).
Timeout #3 by GB at 01:34.
- 3-4-NYG 20 (1:34) (Shotgun) A.Brown up the middle to NYG 21 for 1 yard (M.Daniels, C.Matthews).
Timeout #1 by NYG at 00:49.
- 4-3-NYG 21 (:49) S.Weatherford punts 61 yards to GB 18, Center-Z.DeOssie. M.Hyde to GB 32 for 14 yards (M.Herzlich, W.Hill).

Green Bay Packers at 0:37

- 1-10-GB 32 (:37) (Shotgun) S.Tolzien pass short left to J.Kuhn ran ob at GB 36 for 4 yards (P.Amukamara).
- 2-6-GB 36 (:31) (Shotgun) S.Tolzien pass short right to J.Nelson to NYG 47 for 17 yards (T.Thomas). P15
- 1-10-NYG 47 (:11) S.Tolzien spiked the ball to stop the clock.
- 2-10-NYG 47 (:10) (Shotgun) S.Tolzien scrambles right end ran ob at NYG 47 for no gain (J.Pierre-Paul).

*Penalty on NYG-J.Tuck, Defensive Offside, offsetting, enforced at NYG 47 - No Play.
Penalty on GB-D.Bakhtiari, Offensive Holding, offsetting.*

- 2-10-NYG 47 (:04) (Shotgun) J.Kuhn up the middle to NYG 35 for 12 yards (J.Beason). R16

END OF QUARTER

		Time Poss	First Downs				Efficiencies	
	Score		R	P	X	T	3 Down	4 Down
Green Bay Packers	13	8:02	3	5	0	8	1/2	0/0
New York Giants	27	6:58	2	0	0	2	0/3	0/0

Miscellaneous Statistics Report

Green Bay Packers vs New York Giants
11/17/2013 at MetLife Stadium

Ten Longest Plays for Green Bay Packers

Yards	Qtr	Play Start	Play Description
52	4	1-10-GB 35	(15:00) S.Tolzien pass deep right to J.Boykin to NYG 13 for 52 yards (T.McBride) [J.Hankins].
45	2	1-10-GB 43	(13:19) S.Tolzien pass deep middle to J.Jones to NYG 12 for 45 yards (P.Amukamara).
29	3	3-7-GB 23	(13:48) (Shotgun) S.Tolzien pass deep right to J.Nelson to NYG 48 for 29 yards (T.Thomas).
26	2	2-9-GB 22	(2:54) S.Tolzien pass deep middle to B.Bostick pushed ob at GB 48 for 26 yards (J.Beason). GB-B.Bostick was injured during the play.
25	2	2-10-GB 18	(13:53) (Shotgun) S.Tolzien pass deep right to J.Nelson to GB 43 for 25 yards (A.Rolle).
19	3	2-5-GB 35	(8:12) (Shotgun) S.Tolzien pass short right to A.Quarless pushed ob at NYG 46 for 19 yards (T.McBride).
18	3	1-10-GB 17	(:19) S.Tolzien pass deep middle to J.Nelson to GB 35 for 18 yards (W.Hill).
17	4	2-6-GB 36	(:31) (Shotgun) S.Tolzien pass short right to J.Nelson to NYG 47 for 17 yards (T.Thomas).
16	3	2-9-GB 14	(9:26) (Shotgun) S.Tolzien pass short right to E.Lacy to GB 30 for 16 yards (W.Hill).
15	2	2-1-GB 46	(:21) (No Huddle, Shotgun) S.Tolzien pass short right to J.Nelson to NYG 39 for 15 yards (T.McBride).

Ten Longest Plays for New York Giants

Yards	Qtr	Play Start	Play Description
35	3	1-10-50	(12:16) (Shotgun) E.Manning pass deep right to H.Nicks to GB 15 for 35 yards (M.Burnett).
30	1	3-7-NYG 25	(3:09) (Shotgun) E.Manning pass short middle to V.Cruz to GB 45 for 30 yards (D.House, J.Bush).
26	1	2-9-GB 26	(5:43) (Shotgun) E.Manning pass deep middle to R.Randle for 26 yards, TOUCHDOWN.
25	3	3-4-NYG 43	(5:16) (Shotgun) E.Manning pass deep right to V.Cruz to GB 32 for 25 yards (M.Burnett, M.Hyde).
15	1	2-20-NYG 48	(7:54) (Shotgun) E.Manning pass short middle to B.Myers to GB 37 for 15 yards (M.Burnett).
14	3	2-8-GB 30	(3:49) E.Manning pass short middle to V.Cruz to GB 16 for 14 yards (D.House).
13	2	1-10-NYG 43	(8:56) (Shotgun) E.Manning pass short right to J.Jernigan to GB 44 for 13 yards (M.Jennings, B.Jones).
12	1	2-13-NYG 17	(14:23) E.Manning pass short middle to A.Brown pushed ob at NYG 29 for 12 yards (B.Jones).
12	1	1-10-NYG 34	(13:31) (Shotgun) E.Manning pass short middle to V.Cruz to NYG 46 for 12 yards (M.Hyde).
12	2	1-10-NYG 11	(10:17) (Shotgun) E.Manning pass short middle to R.Randle to NYG 23 for 12 yards (T.Williams).

Touchdown Scoring Information

		Offense	Defense	Special Teams
VISITOR	Green Bay Packers	1	0	0
HOME	New York Giants	2	1	0

Player Scoring Information

Club	Player	TD	Rush TD	Rec TD	KO TD	Punt TD	Int TD	Fum TD	Misc TD	FG	XP	2Pt Rush	2Pt Rec	Sfty	Points
GB	M.Crosby	0	0	0	0	0	0	0	0	2	1	0	0	0	7
GB	E.Lacy	0	1	0	0	0	0	0	0	0	0	0	0	0	6
NYG	J.Brown	0	0	0	0	0	0	0	0	2	3	0	0	0	9
NYG	B.Jacobs	0	1	0	0	0	0	0	0	0	0	0	0	0	6
NYG	R.Randle	0	0	1	0	0	0	0	0	0	0	0	0	0	6
NYG	J.Pierre-Paul	0	0	0	0	0	1	0	0	0	0	0	0	0	6

Possession Detail

	First Half		Second Half		Game	
	Visitor	Home	Visitor	Home	Visitor	Home
Largest Lead	0	10	0	14	0	14
Drives Leading	0	3	0	5	0	8
Time of Possession Leading	0:00	12:24	0:00	15:15	0:00	27:39
Largest Deficit	-10	0	-14	0	-14	0
Drives Trailing	4	0	7	0	11	0
Time of Possession Trailing	8:10	0:00	14:45	0:00	22:55	0:00
Times Score Tied Up		0		0		0
Lead Changes		1		0		1

Playtime Percentage

Percent of playtime per player on offense, defense and special teams

Green Bay Packers

New York Giants

		Offense	Defense	Special Teams				Offense	Defense	Special Teams	
J Sitton	G	54	100%	3	11%	D Diehl	T	67	100%	5	18%
T Lang	G	54	100%	3	11%	K Boothe	G	67	100%	5	18%
M Newhouse	T	54	100%	3	11%	J Cordle	C	67	100%	5	18%
D Bakhtiari	T	54	100%	3	11%	J Pugh	T	67	100%	5	18%
S Tolzien	QB	54	100%			W Beatty	T	67	100%		
E Dietrich-Smith	C	54	100%			E Manning	QB	67	100%		
J Nelson	WR	54	100%			V Cruz	WR	61	91%		
J Jones	WR	52	96%			B Myers	TE	60	90%	5	18%
J Boykin	WR	39	72%			H Nicks	WR	60	90%		
E Lacy	RB	33	61%			A Brown	RB	56	84%		
A Quarless	TE	31	57%			R Randle	WR	30	45%	6	21%
J Kuhn	FB	26	48%	17	61%	J Conner	FB	25	37%	3	11%
B Bostick	TE	25	46%	20	71%	B Pascoe	TE	19	28%	8	29%
R Taylor	TE	4	7%	23	82%	B Jacobs	RB	11	16%		
J Starks	RB	4	7%			J Brewer	G	6	9%	5	18%
J Franklin	RB	2	4%	14	50%	L Donnell	TE	3	4%	12	43%
M Burnett	FS		67 100%	5	18%	J Jernigan	WR	3	4%		
A Hawk	LB		67 100%			L Murphy	WR	1	1%	6	21%
T Williams	CB		66 99%			W Hill	FS		54 100%	11	39%
C Matthews	LB		61 91%			P Amukamara	CB		54 100%	8	29%
D House	CB		59 88%	10	36%	A Rolle	SS		54 100%	5	18%
M Neal	DE		53 79%	5	18%	J Beason	LB		54 100%		
B Jones	LB		52 78%	4	14%	J Williams	LB		52 96%	8	29%
M Jennings	SS		46 69%	9	32%	T McBride	CB		52 96%		
B Raji	DT		44 66%			M Kiwanuka	DE		42 78%	8	29%
R Pickett	NT		36 54%			J Tuck	DE		42 78%	3	11%
M Daniels	DE		35 52%	11	39%	J Pierre-Paul	DE		41 76%		
M Hyde	CB		32 48%	14	50%	C Jenkins	DT		39 72%	3	11%
C Wilson	DE		22 33%			T Thomas	CB		35 65%	3	11%
N Palmer	LB		20 30%	14	50%	L Joseph	DT		23 43%	3	11%
C Banjo	FS		20 30%	12	43%	K Rivers	LB		18 33%	8	29%
J Bush	CB		18 27%	25	89%	M Patterson	DT		17 31%		
D Jones	DE		17 25%	5	18%	J Hankins	DT		10 19%		
J Jolly	DE		17 25%	2	7%	R Mundy	FS		2 4%	23	82%
J Boyd	NT		4 6%	3	11%	S Paysinger	LB		2 4%	23	82%
J McMillian	SS		1 1%	24	86%	D Moore	DE		2 4%	15	54%
J Lattimore	LB			25	89%	C James	DB		1 2%	20	71%
J Stoneburner	TE			20	71%	C Taylor	SS			23	82%
B Goode	LS			9	32%	M Herzlich	LB			23	82%
T Masthay	P			9	32%	M Cox	RB			15	54%
M Crosby	K			6	21%	J Brown	K			11	39%
J Nixon	DB			3	11%	Z DeOssie	LS			10	36%
D Sherrod	T			3	11%	S Weatherford	P			10	36%
L Taylor	G			3	11%	J Hosley	CB			5	18%

