



PACKERS



BEARS

PACKERS WEEKLY MEDIA INFORMATION PACKET

GREEN BAY PACKERS VS CHICAGO BEARS
SUNDAY, DECEMBER 29, 2013 @ 3:25 PM CST · SOLDIER FIELD



THE DOPE SHEET

OFFICIAL PROGRAM AND PUBLICATION, ACME-PACKERS FOOTBALL TEAM.

Packers Public Relations • Lambeau Field Atrium • 1265 Lombardi Avenue • Green Bay, WI 54304 • 920/569-7500 • 920/569-7201 fax
Jason Wahlers, Aaron Popkey, Sarah Quick, Tom Fanning, Jonathan Butnick

VOL. XV; NO. 23

GREEN BAY, DEC. 23, 2013

WEEK 17

GREEN BAY (7-7-1) AT CHICAGO (8-7)
Sunday, Dec. 29 • Soldier Field • 3:25 p.m. CST

PACKERS AND BEARS TO SQUARE OFF FOR NFC NORTH TITLE

Green Bay will take on the Chicago Bears this Sunday at Soldier Field in the regular-season finale, the second time in the last four seasons (2010) that the divisional rivals have squared off in the final game of the season.



- ▶ The Packers are currently second in the NFC North behind Chicago but can clinch their third straight division title and their fifth straight playoff berth with a win over the Bears. Green Bay will be looking to win three consecutive division championships for the first time since 2002-04.
- ▶ In the 11 seasons of the NFC North (2002-12), the Packers (six) and Bears (three) have accounted for nine division titles.
- ▶ This marks the second straight year that the Packers have closed out their season away from Lambeau Field (at Minnesota in 2012). It is the first time Green Bay has gone on the road for its season finale in back-to-back years since 2001-02 (at N.Y. Giants, at N.Y. Jets).
- ▶ This will be just the eighth time in the last 80 seasons that Green Bay and Chicago have met in the regular-season finale. The 2010 meeting was the first time that the teams played at Lambeau Field in a season finale. The Packers last played in Week 17 at Soldier Field in 2006, Head Coach **Mike McCarthy's** first season at the helm.
- ▶ The Packers have won nine of their last 10 season finales and 17 of their last 19 dating back to 1994. Green Bay's loss at Minnesota last season in Week 17 snapped a nine-game winning streak in season finales.
- ▶ Green Bay has won six of its last seven season finales against NFC North foes. The Packers have won four straight season finales vs. Chicago.
- ▶ Sunday's game will mark the sixth time in eight seasons under McCarthy that the Packers have played at Soldier Field in December (2006-09, 12).
- ▶ Including playoffs, the Packers have won three straight games at Soldier Field and four of the last five at the stadium. Green Bay has held Chicago to 20 points or less in six consecutive games at Soldier Field.
- ▶ Sunday will mark game No. 188 in the NFL's oldest rivalry. The Bears hold a 93-88-6 edge in the series, which includes two playoff games (1-1).
- ▶ The Packers have won eight of the last 10 meetings against the Bears (including playoffs). Chicago's 27-20 win over the Packers earlier this season at Lambeau Field in Week 9 snapped Green Bay's six-game winning streak against the Bears, the Packers' longest since a seven-game streak vs. Chicago from 2000-03.
- ▶ Eight of the last 11 contests between the Packers and Bears (including postseason) have been decided by eight points or less.
- ▶ Green Bay enters Sunday's game with a 2-2-1 record in NFC North contests this season. The Packers have finished with a winning record in the division in every season under McCarthy (2006-12), one of two teams in the league (New England) to accomplish that feat over that span.
- ▶ Since 2009, the Packers have a 17-6 (.739) overall regular-season record in December/January, which ranks No. 3 in the NFL behind only New England (20-4, .833) and San Diego (18-6, .750).

WITH THE CALL

FOX Sports, now in its 20th season as an NFL network television partner, will broadcast Sunday's game from Soldier Field.

- ▶ Play-by-play man **Joe Buck** and color analyst **Troy Aikman** will have the call from the broadcast booth with **Pam Oliver** reporting from the sidelines.
- ▶ Milwaukee's WTMJ (620 AM), airing Green Bay games since 1929, heads up the 50-station Packers Radio Network, with **Wayne Larrivee** (play-by-play) and two-time Packers Pro Bowler **Larry McCarren** (color) calling the action. The duo is in its 15th season of broadcasts together across the Packers Radio Network, which covers 42 markets in six states.
- ▶ WestwoodOne Sports will air the game across the country. **Dave Sims** (play-by-play) and **Mark Malone** (analyst) will call the action and **Scott Graham** hosts pregame and halftime shows.
- ▶ The broadcast is also available on SiriusXM Satellite Radio (WTMJ feed) as part of the network's NFL Sunday Drive.
- ▶ DIRECTV subscribers can watch the game in HD on Channel 715.



REGULAR SEASON

Date	Opponent	Time (CT)	TV
Sun., Sept. 8	at San Francisco 49ers	L, 28-34	(69,732)
Sun., Sept. 15	WASHINGTON REDSKINS	W, 38-20	(78,020)
Sun., Sept. 22	at Cincinnati Bengals	L, 30-34	(64,633)
Sun., Sept. 29	Open Date		
Sun., Oct. 6	DETROIT LIONS (Gold Pkg.)	W, 22-9	(78,200)
Sun., Oct. 13	at Baltimore Ravens	W, 19-17	(71,319)
Sun., Oct. 20	CLEVELAND BROWNS	W, 31-13	(77,804)
Sun., Oct. 27	at Minnesota Vikings	W, 44-31	(64,134)
Mon., Nov. 4	CHICAGO BEARS	L, 20-27	(78,122)
Sun., Nov. 10	PHILADELPHIA EAGLES (Gold Pkg.)	L, 13-27	(78,011)
Sun., Nov. 17	at New York Giants	L, 13-27	(79,114)
Sun., Nov. 24	MINNESOTA VIKINGS	T, 26-26	(77,871)
Thu., Nov. 28	at Detroit Lions	L, 10-40	(64,934)
Sun., Dec. 8	ATLANTA FALCONS	W, 22-21	(77,550)
Sun., Dec. 15	at Dallas Cowboys	W, 37-36	(91,054)
Sun., Dec. 22	PITTSBURGH STEELERS	L, 31-38	(77,999)
Sun., Dec. 29	at Chicago Bears	3:25 p.m.	FOX

NFL POSTSEASON DATES

Jan. 4-5	AFC and NFC Wild Card Playoffs
Jan. 11-12	AFC and NFC Divisional Playoffs
Jan. 19	AFC and NFC Championship Games
Jan. 26	AFC-NFC Pro Bowl
Feb. 2	Super Bowl XLVIII, MetLife Stadium, New York/New Jersey





PACKERS AT BEARS – WEEK 17

RACKING UP YARDS

Green Bay posted 580 yards of total offense in Week 2 against the Redskins, the second-best performance in team history behind only a 628-yard effort at Philadelphia on Nov. 11, 1962.

- ▶ The Packers have generated 5,931 yards of total offense this season, an average of 395.4 yards per game that ranks **No. 4 in the NFL**:

<u>Team</u>	<u>Yards Per Game</u>
1. Denver	457.3
2. Philadelphia	420.7
3. Detroit	401.9
4. Green Bay	395.4
5. New Orleans	394.9

- ▶ The Packers' 5,931 yards of offense this season are the **third most through 15 games in franchise history**. A look at the top yardage totals in team annals through the first 15 contests:

<u>Season</u>	<u>Yards (First 15 Games)</u>
1. 2004	5,970
2. 2011	5,932
3. 2013	5,931

- ▶ The Packers enter the season finale 551 yards shy of the franchise single-season record for yardage (6,482 in 2011) and 426 yards shy of the No. 2 mark (6,357 in 2004).
- ▶ Green Bay is averaging 263.7 passing yards per game this season, good for No. 7 in the league:

<u>Team</u>	<u>Passing Yards Per Game</u>
1. Denver	340.7
2. New Orleans	303.2
3. Detroit	286.7
4. San Diego	273.9
5. Chicago	270.5
6. New England	264.8
7. Green Bay	263.7
8. Atlanta	262.2
9. Philadelphia	258.7
10. Cincinnati	257.2

- ▶ Combined with a ground game that ranks No. 7 in the NFL, the Packers are one of two teams in the NFL (Philadelphia, No. 1 in rushing, No. 9 in passing) that rank in the top 10 in both passing and rushing offense.
- ▶ The Packers have finished in the top 10 in total offense in six of the last seven seasons:

<u>Season</u>	<u>Yards Per Game/Ranking</u>
2006	341.1 (9th)
2007	370.7 (2nd)
2008	351.1 (8th)
2009	379.1 (6th)
2010	358.1 (9th)
2011	405.1 (3rd)
2012	359.4 (13th)

DOWN THE STRETCH

In 2009 and 2010, the Packers' late-season success was instrumental in advancing to the postseason. Since that end-of-season surge in '09, Green Bay has been one of the best teams in the league down the stretch.

- ▶ The Packers have a 17-6 regular-season record in December/January games since 2009, a .739 winning percentage that ranks No. 3 in the NFL over that span:

<u>Team</u>	<u>Dec./Jan. W-L Record</u>	<u>Pct.</u>
1. New England	20-4	.833
2. San Diego	18-6	.750
3. Green Bay	17-6	.739
4. Indianapolis	16-8	.667
5t. Pittsburgh	15-8	.652
5t. San Francisco	15-8	.652
7. Atlanta	14-8	.636

- ▶ That includes a 12-1 record (.923) at Lambeau Field in December/January, which is the No. 2 mark in the league at home during those months since '09 behind only San Francisco (10-0).
- ▶ Green Bay ranks No. 2 in the NFL in scoring offense in December/January **since 2009** with an average of 31.0 points per game:

<u>Team</u>	<u>Points Per Game (Dec./Jan.)</u>
1. New England	31.6
2. Green Bay	31.0
3. Philadelphia	26.8

- ▶ The Packers have scored 30 or more points in 13 of 23 December/January games since 2009.
- ▶ Green Bay ranks No. 12 in the NFL in scoring defense in December/January since 2009 with an average of 20.6 points allowed per game.

STAT OF THE WEEK

- ▶ In Sunday's loss to the Steelers on Sunday at Lambeau Field, rookie CB **Micah Hyde** posted 167 yards on five kickoff returns (33.4 avg.), highlighted by a 70-yard return late in the fourth quarter.
- ▶ According to the Elias Sports Bureau, Hyde's 167 kickoff return yards were the most by a Green Bay rookie since Travis Williams posted 172 yards on two returns vs. Cleveland on Nov. 12, 1967.
- ▶ Hyde's total on Sunday ranks No. 3 in franchise single-game history among rookies behind only Williams' outing and Herb Adderley's 180-yard effort on six returns at Baltimore on Nov. 5, 1961.
- ▶ Hyde's 167-yard output was the most by any Green Bay player since CB Tramon Williams registered 173 yards on six returns vs. Chicago on Oct. 7, 2007.
- ▶ Hyde ranks No. 14 in the NFL this season with a 24.4-yard kickoff return average and No. 4 in the league with a 12.9-yard average on punt returns.
- ▶ Hyde enters the finale at Chicago with 296 yards on punt returns this season, which is just 11 yards shy of setting the franchise single-season record for the most punt return yards by a rookie (Veryl Switzer, 306 yards in 1954).



PACKERS AT BEARS – WEEK 17

GETTING IT DONE ON THE GROUND

The Packers posted 196 rushing yards vs. Minnesota in Week 12, their fifth 180-yard rushing game this season.

► Five of the Packers' top six rushing performances since 2009 have come in the last 12 games:

<u>Opponent</u>	<u>Rushing Yards</u>
1. at Cleveland, 10/25/09	202
2. vs. Chicago, 11/4/13	199
3. vs. Minnesota, 11/24/13	196
4t. at Cincinnati, 9/22/13	182
4t. at Minnesota, 10/27/13	182
6. vs. Detroit, 10/6/13	180

► Green Bay's five 180-yard rushing games this season are the most by the Packers in a season since they posted eight in 2003. The Packers are **tied for No. 1 in the NFL** in 180-yard rushing games this season:

<u>Team</u>	<u>180-Yard Rushing Games</u>
1t. Buffalo	5
1t. Green Bay	5
1t. Philadelphia	5
1t. Washington	5
5. N.Y. Jets	4

► In 15 games this season, the Packers have rushed for 1,825 yards on 395 carries (4.62 avg.). Green Bay ranks **No. 7 in the NFL** in rushing yards per game this season:

<u>Team</u>	<u>Rushing Yards (Per Game)</u>
1. Philadelphia	161.9
2. Buffalo	142.5
3. Seattle	138.5
4. Washington	138.2
5. San Francisco	137.1
6. N.Y. Jets	133.6
7. Green Bay	131.7
8. Oakland	129.1
9. Kansas City	127.5
10. Minnesota	127.1

► The Packers' average of 131.7 rushing yards per contest puts them on pace for the sixth-best season by the club since the 1970 AFL-NFL merger:

<u>Season</u>	<u>Rushing Yards (Per Game)</u>
1. 2003	159.9
2. 1971	159.2
3. 1972	151.9
4. 1973	140.9
5. 1985	138.0
6. 2013	131.7

► Green Bay has been ranked in the top five in the league in rushing at various points this season, the first time it had done so at any point in a season since it finished the 2003 campaign ranked No. 3 in the league.

► Green Bay's average of 4.65 yards per carry this season ranks No. 5 in the NFL:

<u>Team</u>	<u>Rushing Avg.</u>
1. Philadelphia	5.21
2. Washington	4.82
3. Minnesota	4.73
4. Kansas City	4.72
5. Green Bay	4.65

► The last time Green Bay finished in the top five in the league in yards per carry was in 2003, when it ranked No. 2 in the NFL with an average of 5.05 yards per carry.

► The Packers rank No. 8 in the NFL this season in runs of 10-plus yards:

<u>Team</u>	<u>10-Yard Runs</u>
1t. Philadelphia, Seattle	69
3. San Francisco	60
4. Washington	58
5t. Kansas City, Minnesota	55
7. Chicago	54
8. Green Bay	51

100-YARD CLUB

After not having a 100-yard rusher over a 44-game span in the regular season (Week 6, 2010-Week 1, 2013), the Packers have had a running back eclipse the 100-yard mark in six of their last 14 games.

► With the six 100-yard rushers this season, Green Bay is **tied for No. 1 in the NFL**:

<u>Team</u>	<u>100-Yard Rushers (2013)</u>
1t. Green Bay	6
1t. Oakland	6
3t. Minnesota, Philadelphia St. Louis, San Diego	5

► For the Packers, it is their most 100-yard rushers in a season since they had six in 2007.

► With three different RBs already recording 100-yard games this season (Johnathan Franklin, Eddie Lacy, James Starks), the Packers have tied the single-season franchise mark for the most 100-yard rushers in a season.

► The only other seasons that saw Green Bay feature three different 100-yard rushers were 1961 (Paul Hornung, Tom Moore, Jim Taylor), 1979 (Steve Atkins, Terrell Middleton, Nate Simpson), 1985 (Jessie Clark, Gerry Ellis, Eddie Lee Ivery) and 2006 (Ahman Green, Noah Herron, Vernand Morency).

► According to the Elias Sports Bureau, the Packers became the first NFL team since the 1989 Washington Redskins (Gerald Riggs, Jamie Morris, Earnest Byner) to have **three different running backs top the 100-yard mark in the first five games of a season**.



PACKERS AT BEARS – WEEK 17

WHAT TO WATCH FOR ON SUNDAY

- ▶ Green Bay has had at least one 100-yard receiver in eight of 15 games this season and is tied for No. 3 in the NFL with 10 100-yard receivers on the season. The Packers need one more 100-yard receiver to tie the single-season franchise record set in 1995 (11).
- ▶ The Packers have scored 63 second-half points in their last three games, No. 2 in the NFL over that span behind only Philadelphia (85).
- ▶ The Packers have posted 10 takeaways in their last four games, which is tied for No. 4 in the NFL over that span.
- ▶ Green Bay has recorded two or more takeaways in four straight games.
- ▶ The Packers have averaged 4.38 penalties per game since Week 8, which ranks No. 3 in the NFL over that span.
- ▶ RB **Eddie Lacy** has rushed for 1,061 yards over the last 11 games, which ranks No. 1 in the NFL over that span.
- ▶ WR **Jordy Nelson** needs 47 receiving yards for his second career 1,200-yard receiving season (1,263 in 2011). He would become the sixth player in team history to post two or more 1,200-yard seasons.
- ▶ Nelson is tied for No. 1 in the NFL this season with 16 catches of 25-plus yards. That is also tied for the top mark by a Packer since 1994 (Nelson, 16 in 2011; Greg Jennings, 16 in 2010).
- ▶ WR **James Jones** needs 9 receiving yards to top his career high of 784 yards set last season.
- ▶ LB **A.J. Hawk** needs five tackles to move past LB John Anderson (1,020) for No. 1 on the franchise's all-time tackle list (since 1975).
- ▶ DE/LB **Mike Neal** has posted a sack in four of the last six games.
- ▶ K **Mason Crosby** has made at least one field goal in 14 consecutive games, which is his career long and is tied for No. 2 in franchise history (Ryan Longwell, 14 games in 1997-98), behind only Longwell's streak of 15 games in 2004-05.
- ▶ CB **Micah Hyde** needs 11 punt return yards to set the franchise single-season rookie record (Veryl Switzer, 306 in 1954).

MAKING GAINS

In the first 15 games this season, Green Bay's offense has been effective when it comes to generating big gains, with 70 plays of 20-plus yards (60 passes and 10 runs).

- ▶ Green Bay ranks **No. 3 in the league** this season as far as total plays of 20-plus yards:

<u>Team</u>	<u>Plays of 20-Plus Yards</u>
1. Philadelphia	93
2. Denver	75
3. Green Bay	70
4t. Detroit, Minnesota, New Orleans	67

- ▶ The Packers rank No. 4 in the NFL this season with their 60 pass plays of 20-plus yards:

<u>Team</u>	<u>Pass Plays of 20-Plus Yards</u>
1. Philadelphia	75
2. Denver	67
3. New Orleans	61
4. Green Bay	60
5t. Detroit	59
5t. Pittsburgh	59

- ▶ The big plays have helped the Packers average 5.94 yards per play so far this season, which ranks **No. 5 in the NFL**:

<u>Team</u>	<u>Yards Per Play (2013)</u>
1. Philadelphia	6.99
2. Denver	6.33
3. Chicago	5.98
4. San Diego	5.96
5. Green Bay	5.94

- ▶ The Packers have finished in the top 10 in yards per play in four of seven seasons under Head Coach **Mike McCarthy**:

<u>Season</u>	<u>Yards Per Play/Ranking</u>
2006	5.03 (19th)
2007	6.02 (2nd)
2008	5.55 (11th)
2009	5.82 (9th)
2010	5.73 (6th)
2011	6.56 (2nd)
2012	5.58 (14th)

FEWER FLAGS ON THE FIELD

After committing 28 penalties over a three-game stretch (Weeks 5-7), the Packers have been flagged for 44 penalties over their last nine contests, highlighted by a zero-penalty outing vs. Chicago in Week 9.

- ▶ The Packers' average of 4.89 penalties per game since Week 8 ranks No. 7 in the NFL over that span.
- ▶ Green Bay ranks No. 9 in the NFL in penalties this season:

<u>Team</u>	<u>Penalties</u>
1. Indianapolis	64
2t. Miami, New England	65
4. Minnesota	66
5. Carolina	76
6. Pittsburgh	78
7. Chicago	80
8. Atlanta	81
9. Green Bay	85
10. New Orleans	86

- ▶ The Packers set a 16-game franchise record in 2011 with 76 accepted penalties. The top two 16-game marks in team annals have come under Head Coach **Mike McCarthy** (78 in 2010).
- ▶ Green Bay ranks No. 5 in the NFL in penalties since 2010:

<u>Team</u>	<u>Penalties</u>
1. Atlanta	287
2. Miami	304
3. Indianapolis	313
4. New England	332
5. Green Bay	342



PACKERS AT BEARS – WEEK 17

YAC FOR THE PACK

In QB **Aaron Rodgers'** franchise-record-tying 480-yard passing day against the Redskins in Week 2 at Lambeau Field, 295 of those yards came after the catch.

- ▶ According to STATS LLC, it was the most yards after catch registered in a game by an NFL team since STATS began recording the statistic in 1993.
- ▶ A look at the top five single-game performances when it comes to yards after the catch in the NFL since 1993:

<u>Team</u>	<u>Yards After Catch</u>
1. Green Bay, vs. Was. (9/15/13)	295
2. New Orleans, at Dal. (12/23/12)	281
3. Pittsburgh, vs. Den. (11/5/06)	273
4. Minnesota, vs. Ari. (11/7/10)	271
5t. Denver, vs. Bal. (9/15/13)	270
5t. Detroit, at Phi. (9/23/07)	270

- ▶ Three of the top five single-game performances by the Packers since 1992 (according to STATS) have come in the last five seasons:

<u>Opponent</u>	<u>Yards After Catch</u>
1. vs. Washington, 9/15/13	295
2. at Minnesota, 10/5/09	262
3. vs. Miami, 9/11/94	228
4t. vs. Tampa Bay, 9/25/94	226
4t. vs. Detroit, 1/1/12	226

- ▶ Green Bay ranks No. 4 in the league in yards after the catch this season and No. 3 in the category since 2008:

<u>Team</u>	<u>Yards After Catch (2013)</u>
1. Denver	2,535
2. New Orleans	2,405
3. Detroit	2,232
4. Green Bay	2,198
5. Pittsburgh	2,133

<u>Team</u>	<u>Yards After Catch (Since 2008)</u>
1. New Orleans	13,855
2. New England	13,568
3. Green Bay	12,763
4. San Diego	12,625
5. Dallas	12,540

- ▶ A look at the Packers' YAC totals each season since 2008 and where that ranked in the NFL. It includes four straight top-six finishes:

<u>Season</u>	<u>Yards (Game) /Ranking</u>
2008	103.5 (14th)
2009	136.9 (6th)
2010	133.3 (5th)
2011	150.6 (3rd)
2012	136.1 (4th)

HITTING TRIPLE DIGITS

In the Packers' Week 2 victory vs. Washington, WRs **James Jones** (178 yards) and **Randall Cobb** (128 yards) both registered single-game career highs for receiving yards.

- ▶ It was the second straight week that the offense featured a pair of 100-yard receivers, with Cobb (108) and WR **Jordy Nelson** (130) each eclipsing the 100-yard mark at San Francisco in Week 1.
- ▶ It marked the **first time in franchise history** that the Packers had a pair of 100-yard receivers in back-to-back games.
- ▶ With 10 100-yard receivers this season, the Packers are **tied for No. 3 in the league** in the category:

<u>Team</u>	<u>100-Yard Receivers (2013)</u>
1. New England	13
2. Denver	12
3t. Green Bay , Chicago, Cleveland, New Orleans	10

- ▶ Since 2008, the Packers have had a 100-yard receiver 53 times, with a season high of 10 in 2010. Green Bay had eight in 2008, nine in 2009, 10 in 2010, nine in 2011 and seven in 2012.

- ▶ The Packers rank No. 3 in the NFL in 100-yard receivers since 2008:

<u>Team</u>	<u>100-Yard Receivers (2008-13)</u>
1. New England	68
2. New Orleans	54
3. Green Bay	53
4. Atlanta	50
5. Houston	49

- ▶ A look at the top seasons in franchise history as far as the number of 100-yard receivers:

<u>Season</u>	<u>100-Yard Receivers</u>
1. 1995	11
2t. 2013 , 2010	10
4t. Six seasons	9

- ▶ In Week 7 vs. Cleveland, WR **Jarrett Boykin** became the **fourth Green Bay wide receiver** to post a 100-yard receiving game this season, joining Cobb, Jones and Nelson.

- ▶ With four different WRs posting 100-yard games this season, the Packers have tied the single-season franchise record set in 2012.

- ▶ The Packers' WRs have accounted for 3,054 yards, an average of 203.6 yards per game that ranks **No. 2 in the NFL** this season:

<u>Team</u>	<u>Receiving Yards/Game (WRs)</u>
1. Denver	234.3
2. Green Bay	203.6
3. Chicago	187.7

- ▶ Green Bay set a single-season franchise record in 2011 with 3,667 receiving yards from its wide receivers, an average of 229.2 yards per game that also led the NFL that season.



PACKERS AT BEARS – WEEK 17

FIRST THINGS FIRST

Green Bay has posted 326 first downs this season, which ranks No. 8 in the NFL:

<u>Team</u>	<u>Total First Downs (2013)</u>
1. Denver	407
2t. New England, San Diego	354
4. New Orleans	338
5. Detroit	336
6. Philadelphia	334
7. Chicago	327
8. Green Bay	326

► Of the Packers' 326 first downs this season, 110 have come on the ground, which ranks **No. 3 in the NFL**:

<u>Team</u>	<u>Rushing First Downs (2013)</u>
1. Philadelphia	124
2. Carolina	113
3. Green Bay	110
4. Seattle	109
5. Washington	107

- Green Bay has finished in the top 10 in the league in total first downs each of the last two seasons, checking in at No. 5 in the NFL in 2011 with 353 and tied for No. 7 in 2012 with 341.
- The Packers rank No. 6 in the NFL in total first downs since 2011:

<u>Team</u>	<u>First Downs (Since 2011)</u>
1. New England	1,197
2. New Orleans	1,106
3. Denver	1,073
4. Detroit	1,067
5. Philadelphia	1,022
6. Green Bay	1,020

BALL CONTROL

Through 15 games this season, the Packers have posted 24 drives of five-plus minutes, which is **tied for No. 5 in the NFL**:

<u>Team</u>	<u>5-Minute Drives</u>
1t. Carolina, San Diego	29
3. New Orleans	26
4. Chicago	25
5t. Green Bay , Atlanta, Detroit	24

► The Packers have scored on 18 of those drives, which ranks **No. 4 in the league** this season:

<u>Team</u>	<u>5-Minute Scoring Drives</u>
1t. New Orleans, San Diego	22
3. Carolina	21
4. Green Bay	18
5t. N.Y. Jets, Tennessee	17

► The Packers have posted 29 drives of 10 or more plays, which is **tied for No. 5 in the league** this season:

<u>Team</u>	<u>10-Play Drives</u>
1. San Diego	36
2. Indianapolis	33
3t. Atlanta, Washington	32
5t. Green Bay , Tennessee	29

- The 29 drives of 10-plus plays are the most by Green Bay since it registered 30 drives in 2010.
- The Packers had an 18-play TD drive in their Week 14 win over Atlanta, their longest TD drive in terms of plays since a 19-play drive vs. Chicago on Sept. 19, 2004.

GOING OVER 50

In the Week 5 win vs. Detroit, WR **Randall Cobb** recorded a 67-yard run in the third quarter, the longest by a Packer since RB Brandon Jackson's 71-yard run at Washington on Oct. 10, 2010.

- For the Packers, it marked the second straight game that they had a run of 50-plus yards. In the Week 3 contest at Cincinnati, rookie RB **Johnathan Franklin** registered a 51-yard run in the third quarter, which at the time was the longest by a Green Bay rookie since RB Samkon Gado's 64-yard TD run vs. Detroit on Dec. 11, 2005.
- With Cobb's 67-yard run in Week 5 against the Lions, it marked the first time since 2001 that the Packers posted a run of 50-plus yards in back-to-back games in the same season.
- In 2001, RB Ahman Green registered a 61-yard run at Minnesota in Week 6 and then followed that up with a 63-yard TD run in the Packers' next game vs. Tampa Bay in Week 8.
- RB **Eddie Lacy** recorded the team's third run of 50-plus yards this season with a 56-yard gain vs. Chicago in Week 9.
- Lacy registered the Packers' fourth 50-yarder of the season with a 60-yard pickup at Dallas in Week 15. It was the longest run by a Green Bay rookie since Gado's 64-yard TD run in 2005.
- The Packers are **tied for No. 1 in the NFL** with four runs of 50-plus yards this season:

<u>Team</u>	<u>50-Yard Runs</u>
1t. Green Bay	4
1t. Buffalo	4
3t. Chicago	3
3t. Minnesota	3
3t. Oakland	3
3t. Philadelphia	3
3t. St. Louis	3

► Green Bay's four runs of 50-plus yards through 15 games are the most in a season since the team posted four 50-yarders in 2003. That season, RB Ahman Green posted TD runs of 98, 65 and 60 yards and RB Najeh Davenport added a 76-yard TD run.

THE DOPE ON THIS WEEK'S OPPONENT:

Packers vs. Bears:

All-time, regular season:
87-92-6

All-time, postseason: 1-1

All-time, at Soldier Field: 22-19-0

Streaks: The Packers have won eight of the last 10 meetings (including playoffs).

Last meeting, regular season, in Chicago:

Dec. 16, 2012, at Soldier Field, Packers won, 21-13.

Last meeting, regular season:

Nov. 4, 2013, at Lambeau Field, Bears won, 27-20.



COACHES CAPSULES

Mike McCarthy: 87-49-1, .639, (incl. 6-4 postseason); 8th NFL season

Marc Trestman: 8-7, .533; 1st NFL season

Head to Head: Trestman 1-0

vs. Opponent: McCarthy 10-6 vs. Bears; Trestman 1-0 vs. Packers

MIKE McCARTHY...Is in his eighth year as the Packers' 14th head coach.

- ▶ Joined Vince Lombardi and Mike Holmgren as the only coaches to guide the Packers to a Super Bowl title with a win over Pittsburgh in Super Bowl XLV.
- ▶ Has led the Packers to playoff appearances in five of his seven seasons at the helm, and the team's five postseason berths over the past six seasons are the most by an NFC team.
- ▶ Led Green Bay to 47 regular-season victories from 2009-12, the second most in the NFL over that span and the second most in franchise history over a four-year period.
- ▶ His .639 winning percentage (including playoffs) ranks No. 4 among active NFL coaches (min. 50 games).
- ▶ Was named Packers head coach on Jan. 12, 2006, his first head-coaching job after 13 years as an NFL assistant.
- ▶ Became the first Packers coach since Lombardi to lead the team to a championship game in his second season (2007).

MARC TRESTMAN...Is in his first year as the Bears' 14th head coach.

- ▶ Was the head coach of the Canadian Football League's Montreal Alouettes for five seasons (2008-12) and led the club to back-to-back Grey Cup championships in 2009-10. Was named the CFL's Coach of the Year in 2009.
- ▶ During his time in Montreal, compiled a 59-31 (.656) regular-season record, which included four East Division titles, and a 5-3 record (.625) in the playoffs.
- ▶ Has 17 years of NFL coaching experience, including eight as an offensive coordinator and 13 working with quarterbacks. Coached for the Vikings, Browns, Lions, Cardinals, Dolphins, 49ers and Raiders.
- ▶ During his time in the NFL, he helped his teams to eight playoff appearances, two conference championship games and a Super Bowl appearance (XXXVII as offensive coordinator of the Raiders).

THE PACKERS-BEARS SERIES

- ▶ No two teams have met on the gridiron more than the Packers and Bears. Sunday they face off for the 188th time.
- ▶ Starting in 1923, the clubs met for 59 straight years until both games in 1982 were canceled as part of a strike-shortened season.
- ▶ During the 2010 season, the teams squared off in the playoffs for just the second time in the history of the series. With a berth in Super Bowl XLV on the line, the Packers emerged victorious, 21-14, in the NFC Championship Game at Soldier Field.

▶ The last time Green Bay led the overall series? On the heels of its three straight NFL championships, 1932, when the Packers led 11-10-5.

NOTABLE CONNECTIONS

Packers RB Kahlil Bell appeared in 24 games for the Bears from 2009-12... LB Nate Palmer is a Chicago native and attended Simeon High School... Packers QB Scott Tolzien attended Fremd High School in Palatine, Ill. ...Packers tight ends coach Jerry Fontenot was a third-round draft choice of the Bears in 1989 and was a mainstay at center in his eight seasons (1989-96) in Chicago...Green Bay wide receivers coach Edgar Bennett finished his playing career in Chicago (1998-99)...Packers director of player development Rob Davis served as Chicago's long snapper for all 16 games in 1996...Packers assistant offensive line coach Joel Hilgenberg's older brother, Jay, was a seven-time Pro Bowl selection (1985-91) at center for the Bears...Packers CB Tramon Williams and Bears T Jordan Mills are cousins; both attended Louisiana Tech and Assumption High School in Napoleonville, La. ...Packers assistant head coach/inside linebackers coach Winston Moss and senior personnel executive Alonzo Highsmith played at the University of Miami when Bears head coach Marc Trestman was on the coaching staff there...Packers director of research and development Mike Eayrs held the same position in Minnesota when Trestman was on the Vikings' coaching staff...Bears CB Derrick Martin played in 19 games for the Packers from 2009-10...Packers head coach Mike McCarthy coached on the staff at the University of Pittsburgh with Bears quarterbacks coach Matt Cavanaugh and running backs coach Skip Peete...Bears assistant head coach/defensive coordinator Mel Tucker played defensive back at the University of Wisconsin from 1992-95 and was on the Ohio State staff when Packers LB A.J. Hawk played for the Buckeyes...Bears offensive quality control coach Carson Walch is from Milwaukee...Bears defensive backs coach Jon Hoke worked on Packers defensive coordinator Dom Capers' staff in Houston...Hoke was also Packers CB Tramon Williams' position coach when Williams was with the Texans during the 2006 preseason...Bears DE Julius Peppers was a key member of the Carolina defenses that Packers defensive line coach Mike Trgovac coordinated from 2003-08...Bears defensive quality control coach Chris Harris also played in Carolina when Trgovac ran the Panthers' defense...Packers WR Jordy Nelson played at Kansas State when Bears linebackers coach Tim Tibesar was on the staff there...Packers RB Eddie Lacy played at Alabama when Bears wide receivers coach Mike Groh was on the staff there...Bears RB Michael Bush played at Louisville when Packers secondary-cornerbacks coach Joe Whitt Jr. was on the staff there...Bush and Bears QB Josh McCown played for the Raiders when Packers secondary-safeties coach Darren Perry was on Oakland's staff... Former college teammates include Packers G Josh Sitton and Bears WR Brandon Marshall (Central Florida), and Packers LB Nick Perry and Bears DT Christian Tupou (Southern California).

LAST MEETING, REGULAR SEASON, CHICAGO

Dec. 16, 2012, at Soldier Field; Packers won, 21-13.

- ▶ Green Bay clinched its second straight NFC North title with the win at Soldier Field, the Packers' sixth straight victory over the Bears.
- ▶ QB Aaron Rodgers connected on 23 of 36 passes for 291 yards and three TDs with no INTs for a 116.8 passer rating.
- ▶ All three of Rodgers' TD passes were to WR James Jones, a career high for him and the fourth multi-TD game of his career.
- ▶ WR Randall Cobb led the offense with 115 receiving yards on six receptions (19.2 avg.).
- ▶ Green Bay's defense limited QB Jay Cutler to just 135 yards on 12-of-21 passing, with CB Casey Hayward posting an interception. The Bears had just three players and only one wide receiver (Brandon Marshall, 6-56) catch a pass.
- ▶ The Packers held the Bears to just 190 yards of total offense on the afternoon.



PACKERS AT BEARS – WEEK 17

DIVISIONAL DRIVE

The Packers have a 34-12-1 (.734) overall regular-season record against NFC North opponents under Head Coach **Mike McCarthy**, a divisional mark that ranks **No. 2 in the NFL** since 2006:

<u>Team</u>	<u>Div. W-L Record</u>	<u>Pct.</u>
1. New England	37-10-0	.787
2. Green Bay	34-12-1	.734
3t. Indianapolis	33-14-0	.702
3t. San Diego	33-14-0	.702
5. Pittsburgh	31-16-0	.660

- ▶ In the Packers' 47 divisional games under McCarthy, they have registered a plus-27 turnover differential and have outscored their opponents 1,199 to 890. Green Bay has held NFC North foes to 20 points or less in 27 of those contests and to 10 points or less in 12 of the games.
- ▶ The Packers have won 19 of 24 NFC North games with one tie at home under McCarthy, which ranks **No. 3 in the NFL** since 2006:

<u>Team</u>	<u>Home Div. Record</u>	<u>Pct.</u>
1. New England	20-3-0	.870
2. Indianapolis	19-4-0	.826
3. Green Bay	19-4-1	.813

- ▶ Green Bay had won 10 straight home games against divisional foes before losing to Chicago at Lambeau Field this season in Week 9.
- ▶ Green Bay's 37-34 loss at Minnesota last season in Week 17 snapped the Packers' 12-game winning streak in regular-season NFC North games, which was the longest divisional winning streak in team history since the league went to a divisional format in 1967:

<u>Seasons</u>	<u>Divisional Winning Streak</u>
1. 2010-2012	12
2t. 1996-97, 2001-02	8
4. 1997-98	7

- ▶ The Packers have won 15 of 23 NFC North games on the road under McCarthy, which is the No. 5 road divisional mark in the NFL since 2006:

<u>Team</u>	<u>Road Div. Record</u>	<u>Pct.</u>
1t. New England, San Diego	17-7	.739
3. Philadelphia	16-7	.696
4. N.Y. Giants	16-8	.667
5. Green Bay	15-8	.652

- ▶ The Packers have a 2-2-1 record in NFC North contests this season. Green Bay has finished with a winning record in divisional games in every season under McCarthy (2006-12). The only other team in the league to accomplish that feat each of the past seven seasons was the New England Patriots.
- ▶ The streak of seven straight seasons with a winning record in divisional games is also a franchise record, topping the previous mark of five straight from 2000-04.

SEEING A RETURN

In the Packers' win at Minnesota in Week 8, rookie CB **Micah Hyde** returned a punt 93 yards for a TD in the second quarter, becoming the eighth player in franchise history to post a punt return of 90-plus yards for a score.

- ▶ Hyde's return against the Vikings is tied for the fourth-longest punt return in team annals:

<u>Player</u>	<u>Longest Punt Return</u>
1. Steve Odom, 11/10/74	95t
2t. Mark Lee, 11/8/81	94t
2t. Tramon Williams, 11/18/07	94t
4t. Micah Hyde, 10/27/13	93t
4t. Veryl Switzer, 11/7/54	93t

- ▶ Hyde has 23 punt returns on the season for 296 yards, a 12.9-yard average that ranks **No. 4 in the NFL**:

<u>Player</u>	<u>Punt Return Avg.</u>
1. Tandon Doss, BAL	15.6
2. Marcus Sherels, MIN	13.6
3. Antonio Brown, PIT	13.4
4. Micah Hyde, GB	12.9
5. Ted Ginn Jr., CAR	12.3

- ▶ Hyde needs 11 yards to set the single-season franchise record for the most punt return yards by a Green Bay rookie (306 by Veryl Switzer in 1954).

STARTING FAST

In the Packers' loss to the Bears in Week 9, the offense drove 68 yards on eight plays on its opening series on the way to a 30-yard field goal from K Mason Crosby.

- ▶ For the Packers, it marked the fifth straight game that they scored points on their opening possession of the game (three field goals, two TDs). That was the longest streak for Green Bay since it scored on the opening drive in five straight games in 2011 (Weeks 7, 9-12).
- ▶ The Packers have scored 36 points this season on their opening possessions, which is good for No. 6 in the NFL:

<u>Team</u>	<u>Points On First Possession</u>
1. Denver	55
2. Dallas	47
3. Tennessee	44
4. Oakland	41
5. Cincinnati	38
6. Green Bay	36

- ▶ With their 36 points through 15 games this season, the Packers have eclipsed their scoring output on opening drives last season. Green Bay was tied for No. 25 in the NFL last season with 21 points on opening possessions.
- ▶ Green Bay's 18-play TD drive on its opening possession vs. Atlanta was the longest TD drive by an NFL team on its first possession since Houston recorded a 19-play TD drive vs. Pittsburgh on Oct. 2, 2011.



PACKERS AT BEARS - WEEK 17

PUT IT ON THE BOARD

The Packers have scored 384 points this season, a 25.6-point average that ranks No. 9 in the NFL:

<u>Team</u>	<u>Points/Game (2013)</u>
1. Denver	38.1
2. Philadelphia	27.9
3t. Chicago, Dallas	27.8
5. New England	27.3
6. Kansas City	27.1
7. Cincinnati	26.4
8. Seattle	26.0
9. Green Bay	25.6
10. Detroit	25.5

- ▶ The Packers need 16 points in the season finale for their third straight 400-point season and their sixth in the last seven seasons.
- ▶ Green Bay ranked No. 5 in scoring in 2012 (27.1), the sixth consecutive campaign (2007-12) that it finished in the top 10 in the league in scoring. The Packers were joined by New England as the only teams to accomplish that feat over the past six seasons:

<u>Team</u>	<u>Points/Game (2012)</u>
1. New England	34.8
2. Denver	30.1
3. New Orleans	28.8
4. Washington	27.3
5. Green Bay	27.1

- ▶ A look at Green Bay's scoring average and its league ranking each season since 2006:

<u>Season</u>	<u>Points Per Game/Ranking</u>
2006	18.8 (22nd)
2007	27.2 (4th)
2008	26.2 (5th)
2009	28.8 (3rd)
2010	24.3 (10th)
2011	35.0 (1st)
2012	27.1 (5th)

- ▶ The Packers' scoring average of 31.0 points per game from 2011-12 was the best in franchise history over a two-year span, besting the previous mark of 29.6 from 2010-11 and 28.8 from 1961-62.
- ▶ Green Bay has scored on 70 of 176 offensive drives this season, a 39.8 percent scoring efficiency that ranks **No. 4 in the league**:

<u>Team</u>	<u>Scoring Efficiency (2013)</u>
1. Denver	47.1 (90-191)
2. San Diego	45.2 (70-155)
3. Seattle	40.9 (70-171)
4. Green Bay	39.8 (70-176)
5. Dallas	39.8 (68-171)

- ▶ The Packers have scored TDs on 22.2 percent of their possessions this season, which ranks No. 11 in the NFL.

PROLIFIC PACKERS

Over the past three-plus seasons, Green Bay has been one of the most productive offenses in the NFL.

- ▶ A glance at where the Packers rank in several offensive categories since 2010:

<u>Team</u>	<u>Points Per Game</u>
1. New England	31.71
2. Green Bay	28.02
3. New Orleans	28.00

<u>Team</u>	<u>30-Point Games</u>
1. New England	39
2. New Orleans	29
3. Denver	28
4. Green Bay	27

<u>Team</u>	<u>40-Point Games</u>
1. New England	12
2. Green Bay	11
3. New Orleans	8

<u>Team</u>	<u>Total Touchdowns</u>
1. New England	237
2t. Green Bay	211
2t. New Orleans	211

<u>Team</u>	<u>Passing Touchdowns</u>
1. New Orleans	157
2. Green Bay	145
3. New England	134

<u>Team</u>	<u>Net Yards Per Game</u>
1. New Orleans	411.6
2. New England	401.3
3. Philadelphia	390.3
4. Detroit	386.2
5. Green Bay	379.3

<u>Team</u>	<u>Net Passing Yards/Game</u>
1. New Orleans	306.9
2. Detroit	283.3
3. New England	278.8
4. Green Bay	270.7
5. Dallas	263.0

- ▶ A look at Green Bay's regular-season record since 2006 by point total:

<u>Points Scored</u>	<u>GB Record Since 2006</u>
30-plus	47-5 (.904)
21-29	25-16-1 (.607)
11-20	6-15 (.286)
10 or less	3-9 (.250)



PACKERS AT BEARS – WEEK 17

NOT IN A GIVING MOOD

Since 2009, Green Bay has turned the ball over 91 times, which is **tied for No. 2 in the NFL** over that span:

<u>Team</u>	<u>Total Giveaways Since 2009</u>
1. New England	84
2t. Green Bay	91
2t. San Francisco	91
4. Atlanta	106
5. Baltimore	108

- ▶ Green Bay has 23 giveaways this season, which is tied for No. 15 in the league.
- ▶ The three best giveaway seasons in franchise history have come under Head Coach **Mike McCarthy's** direction:

<u>Season</u>	<u>Total Giveaways</u>
1. 2011	14
2t. 2009, 2012	16
4. 1972	19

- ▶ Green Bay has registered 26 zero-turnover games since 2009, which ranks **No. 3 in the NFL** over that span:

<u>Team</u>	<u>Zero-Turnover Games Since 2009</u>
1. New England	30
2. San Francisco	27
3. Green Bay	26
4. Baltimore	24
5t. Atlanta, Houston	19

- ▶ The Packers and 49ers are the only teams in the NFL to post at least four zero-turnover games each of the past five seasons (2009-13).
- ▶ Green Bay is 57-17-1 (.767) in the regular season under McCarthy when it doesn't have a giveaway or turns it over just once. A look at the Packers' record by the number of giveaways they have in a game since 2006:

<u>Giveaways In Game</u>	<u>GB Record Since 2006</u>
None	30-5-1 (.847)
One	27-12 (.692)
Two	19-15 (.559)
Three-plus	5-13 (.278)

- ▶ A look at Green Bay's giveaway totals each season since 2006 and where that ranked in the NFL:

<u>Season</u>	<u>Giveaways/Ranking</u>
2006	33 (26th)
2007	24 (t-7th)
2008	21 (t-8th)
2009	16 (1st)
2010	22 (10th)
2011	14 (2nd)
2012	16 (t-2nd)

OUTSIDE THE ZONE

Since 2011, Green Bay has scored 402 points outside the red zone, **No. 1 in the NFL** over that span:

<u>Team</u>	<u>Pts. Outside Red Zone (Since 2011)</u>
1. Green Bay	402
2. New Orleans	385
3. Denver	378
4. Dallas	349
5. Carolina	330

- ▶ The Packers have scored 93 points outside the red zone this season, which ranks No. 16 in the league. Green Bay is seven points shy of its seventh straight 100-point season.
- ▶ The Packers were joined by the Dallas Cowboys as the **only two teams in the league** to score 100-plus points outside the red zone each of the last six seasons (2007-12).
- ▶ In 2012, the Packers ranked No. 1 in the league for the second straight season in scoring (155) and total TDs outside the red zone (17).
- ▶ By doing so in 2011 and 2012, the Packers became the **first NFL team** to register back-to-back 150-point seasons outside the red zone since the statistic began to be recorded by STATS LLC in 1995.
- ▶ The Packers have finished in the top 10 in the league in scoring outside the red zone in five of the last six seasons, checking in at No. 2 in 2007 (150 points), tied for No. 10 in 2008 (103 points) and No. 3 in 2009 (134 points). Green Bay was tied for No. 14 in the league in 2010 with 100 points outside the red zone.

RED-HOT IN THE RED ZONE

After finishing in the top 10 in the league in red-zone TD efficiency in five consecutive seasons (2008-12), the Packers have struggled in that area in 2013, scoring TDs on 50.8 percent of their red-zone trips (No. 27 in the league) this season.

- ▶ But in the last two games, Green Bay has been one of the most effective teams inside the 20, scoring TDs on nine of 11 opportunities. The Packers' 81.8 touchdown percentage ranks No. 3 in the league over that span:

<u>Team</u>	<u>Red-Zone TD Pct. (Weeks 15-16)</u>
1. Cincinnati	100.0 (7-7)
2. Minnesota	83.3 (5-6)
3. Green Bay	81.8 (9-11)
4. Detroit	80.0 (4-5)
5. N.Y. Jets	71.4 (5-7)

- ▶ That included a 5-for-5 outing by the Packers in the red zone at Dallas in Week 15.
- ▶ Green Bay ranks No. 3 in the league this season in total drives into the red zone:

<u>Team</u>	<u>Red-Zone Drives</u>
1. Denver	63
2. New England	61
3. Green Bay	59

PACKERS AT BEARS – WEEK 17

SACKING PACK

In the win at Minnesota in Week 8, Green Bay's defense recorded three sacks, the team's fifth straight game with at least three sacks.

- ▶ For the Packers, it marked the first time they had posted three-plus sacks in five consecutive games since the team did so in five straight contests to start the 2010 season.
- ▶ The Packers posted a season-high six sacks vs. Minnesota in Week 12 and rank No. 8 in the league in the category this season:

<u>Team</u>	<u>Sacks (2013)</u>
1. Buffalo	56
2. Carolina	51
3. St. Louis	49
4. New Orleans	47
5. Arizona	45
6t. Kansas City, New England	44
8. Green Bay	43

- ▶ Green Bay finished No. 4 in the league last season with 47 sacks, the second time they had finished in the top five in the NFL in the category in three seasons (also 2010).
- ▶ The Packers' sack total in 2012 was tied for the fifth best in franchise history since team sacks began to be recorded in 1963:

<u>Season</u>	<u>Sacks</u>
1. 2001	52
2. 1998	50
3t. 1978, 1985	48
5t. 1966, 2010, 2012	47

- ▶ Since 2010, Green Bay has registered 166 sacks, which ranks **No. 2 in the NFL** over that span:

<u>Team</u>	<u>Sacks (Since 2010)</u>
1. St. Louis	183
2. Green Bay	166
3t. Cincinnati, Miami	164

- ▶ The Packers have had 13 different players register at least one full sack this season, which is tied for No. 4 in the NFL:

<u>Team</u>	<u>Players With A Full Sack</u>
1. Cleveland	16
2. Carolina	15
3. Oakland	14
4t. Green Bay , Tampa Bay	13

- ▶ Green Bay had 15 different players record a sack in 2012, No. 2 in the NFL behind only Cleveland (16). The Packers' 2012 total tied the single-season franchise record:

<u>Season</u>	<u>Packers With A Sack</u>
1t. 1987, 2012	15
3t. 2003, 2009, 2010	14

SACKS FROM THE BACKS

With his 10-yard sack of QB Joe Flacco in Week 6 at Baltimore, CB **Micah Hyde** became the fourth Green Bay defensive back to register a sack this season as he joined S **M.D. Jennings** and CBs **Davon House** and **Tramon Williams**.

- ▶ With four different defensive backs already recording at least one full sack this season, the Packers have tied the single-season franchise record (since 1982) set in 1986, 2003, 2009 and 2012.
- ▶ Green Bay is **tied for No. 2 in the NFL** as far as defensive backs with at least one full sack this season:

<u>Team</u>	<u>DBs/Full Sack</u>
1. Oakland	5
2t. Green Bay , Carolina, San Diego	4
5t. Several teams	3

- ▶ Green Bay's defensive backs have generated 23.5 sacks since 2009, which ranks No. 4 in the NFL over that span:

<u>Team</u>	<u>Sacks by DBs</u>
1. N.Y. Jets	26.5
2. Oakland	25.0
3. New Orleans	24.0
4. Green Bay	23.5

RACKING UP TACKLES

With six tackles against the Steelers in Week 16 (according to press box totals), LB **A.J. Hawk** moved into the No. 2 spot in franchise history for career tackles (since 1975).

- ▶ Hawk leads the team with 144 tackles (107 solo) this season, giving him 1,016 tackles (729 solo) for his career:

<u>Player</u>	<u>Career Tackles</u>
1. John Anderson, 1978-89	1,020
2. A.J. Hawk, 2006-2013	1,016
3. Nick Barnett, 2003-10	1,014
4. Johnnie Gray, 1975-83	1,001
5. Mike Douglass, 1978-85	967

- ▶ Hawk has posted 100-plus tackles in four consecutive seasons (2010-13) and in seven of his eight years in the NFL (2006-08, 2010-13).
- ▶ Hawk registered a career-high three sacks in the Week 6 win at Baltimore and finished the contest with five tackles for loss. He has a career-high five sacks on the season.
- ▶ Hawk is one of nine linebackers to record three sacks in a game this season.
- ▶ Even more notable, Hawk became just the second Green Bay inside linebacker to record three sacks in a game since sacks became an official statistic in 1982.
- ▶ A look at the only two inside linebackers to ever register a three-sack game for the Packers (position based on the official gamebook):

<u>Inside Linebacker</u>	<u>Sacks</u>
A.J. Hawk, at Bal., 10/13/13	3.0
Bryce Paup, vs. TB, 9/15/91	3.0



PACKERS AT BEARS – WEEK 17

AT THE HELM

Having led Green Bay to the playoffs in five of his seven seasons as head coach, **Mike McCarthy** is joined by Vince Lombardi and Mike Holmgren as the only coaches to guide the Packers to a Super Bowl win with a victory over Pittsburgh in Super Bowl XLV.

- ▶ McCarthy joined Pittsburgh's Bill Cowher (2005) as the only Super Bowl-winning coaches to lead their respective teams to three road wins as the No. 6 seed in the postseason en route to a world title.
- ▶ Including playoffs, McCarthy has an 87-49-1 record since taking over as head coach in 2006, a .639 winning percentage that ranks **No. 4 among current NFL head coaches** (minimum 50 games):

<u>Coach</u>	<u>Winning Pct.</u>
1. Bill Belichick, CLE/NE	.657 (216-113)
2. John Harbaugh, BAL	.654 (70-37)
3. Sean Payton, NO	.647 (77-42)
4. Mike McCarthy, GB	.639 (87-49-1)
5. Mike Tomlin, PIT	.630 (75-44)

- ▶ McCarthy coached in his 134th game in Week 13 at Detroit (including playoffs), moving him past Bart Starr for No. 2 in team history:

<u>Coach</u>	<u>Overall Games</u>
1. Curly Lambeau, 1921-49	339
2. Mike McCarthy, 2006-13	137
3. Bart Starr, 1975-83	133

- ▶ With a win at Minnesota in Week 8, McCarthy moved ahead of Holmgren for the No. 3 spot in team history as far as overall victories:

<u>Coach</u>	<u>Overall Wins</u>
1. Curly Lambeau, 1921-49	212
2. Vince Lombardi, 1959-67	98
3. Mike McCarthy, 2006-13	87
4. Mike Holmgren, 1992-98	84
5. Mike Sherman, 2000-05	59

- ▶ McCarthy won his 75th career game (including playoffs) at Detroit in Week 11 of 2012, tying Kansas City's Andy Reid for the fastest to 75 wins among active NFL head coaches. It is the third fastest in team history:

<u>Coach</u>	<u>Games Needed For 75 Wins</u>
1t. Mike McCarthy, GB	114
1t. Andy Reid, PHI/KC	114
3. Mike Shanahan, OAK/DEN/WAS	119
4. Tom Coughlin, JAX/NYG	140

<u>Coach</u>	<u>Games Needed For 75 Wins</u>
1. Vince Lombardi	102
2. Mike Holmgren	111
3. Mike McCarthy	114
4. Curly Lambeau	117

- ▶ McCarthy has guided the Packers to four seasons with 11-plus wins (2007, 2009, 2011-12). That is tied with Lombardi (1961-63, 1966) and Holmgren (1995-98) for the **most by a coach in franchise history**.
- ▶ Since McCarthy took over in 2006, the Packers rank **No. 3 in the NFL** in regular-season winning percentage:

<u>Team</u>	<u>Winning Pct.</u>
1. New England	.780 (99-28)
2. Indianapolis	.661 (84-43)
3. Green Bay	.642 (81-45-1)
4. Baltimore	.630 (80-47)
5. New Orleans	.622 (79-48)

WINNING WAYS

With a win in Week 15 at Chicago in 2012, Green Bay posted its fourth straight 10-win season, tying a franchise record that was done three other times in club annals (1929-32, 1995-98, 2001-04).

- ▶ A victory vs. Tennessee in Week 16 brought the Packers' win total to 47 from 2009-12, which ranks second in franchise history:

<u>Seasons</u>	<u>Regular-Season Wins</u>
1. 1995-98	48
2. 2009-12	47
3. 1994-97	46

- ▶ Green Bay and New England were the only two teams in the league to win at least 10 regular-season games each of the last four seasons (2009-12).
- ▶ A look at the top regular-season win totals in the league since 2009:

<u>Team</u>	<u>Regular-Season Wins (Since 2009)</u>
1. New England	60
2t. Green Bay	54
2t. New Orleans	54
4. Baltimore	51
5. Atlanta	49

- ▶ The Packers were the only NFC team and one of three teams in the league (Baltimore, New England) to make the playoffs each of the past four seasons (2009-12).
- ▶ Including playoffs, the Packers have won 59 games since 2009, which ranks **No. 2 in the league** over that span:

<u>Team</u>	<u>Total Wins (Since 2009)</u>
1. New England	63
2. Green Bay	59
3t. Baltimore	58
3t. New Orleans	58
5. San Francisco	51

- ▶ The Packers enter Sunday's contest with a 35-13-1 record over their last 49 regular-season games, a .724 winning percentage that ranks **No. 3 in the NFL** behind only New England (38-11, .776) and San Francisco (35-12-1, .740, does not include Week 16).



PACKERS AT BEARS – WEEK 17

DIFFERENTIAL MAKES A DIFFERENCE

Green Bay has finished in the top 10 in the league in turnover differential each of the past six seasons (2007-12), the only team in the NFL to accomplish that feat over that span. The Packers have a minus-3 turnover differential through 15 games this season.

► A look at where Green Bay ranks in the category since 2009:

<u>Team</u>	<u>Turnover Margin (Since 2009)</u>
1. New England	plus-86
2. Green Bay	plus-62
3. San Francisco	plus-53

► Green Bay has won the turnover battle or come out even in 39 of its last 49 games.

► Green Bay ranked **No. 2 in the league** in 2011 with a plus-24 turnover differential, trailing only San Francisco (plus-28). That mark was tied for No. 2 in franchise history. Two of the top five ratios have come under Head Coach **Mike McCarthy**:

<u>Season</u>	<u>Turnover Margin</u>
1. 1943	plus-26
2t. 1941	plus-24
2t. 1965	plus-24
2t. 2009	plus-24
2t. 2011	plus-24

► During McCarthy's tenure, the Packers have a 58-7-1 (.886) regular-season record when they come out ahead in the game in turnover ratio, and a 9-27 (.250) mark when they lose the takeaway battle:

<u>Turnover Margin</u>	<u>GB Record Since 2006</u>
minus-3 or worse	0-2 (.000)
minus-2	2-10 (.167)
minus-1	7-15 (.318)
even	14-11 (.560)
plus-1	27-4-1 (.859)
plus-2	14-1 (.933)
plus-3 or better	17-2 (.895)

2013 HONOR ROLL

K Mason Crosby

NFC Special Teams Player of the Week – Week 5 (vs. Detroit)

NFC Special Teams Player of the Month – October

RB Eddie Lacy

NFL Rookie of the Month – October

Pepsi NEXT NFL Rookie of the Week – Week 9 (vs. Chicago)

NFC Offensive Player of the Week – Week 15 (at Dallas)

FedEx Ground NFL Player of the Week – Week 15 (at Dallas)

QB Aaron Rodgers

NFC Offensive Player of the Week – Week 2 (vs. Washington)

FedEx Air NFL Player of the Week – Week 2 (vs. Washington)

RB James Starks

FedEx Ground NFL Player of the Week – Week 2 (vs. Washington)

KEEPING THE CHAINS MOVING

After struggling on third down over a five-game stretch from Weeks 9-13 (15 of 59, 25.4 percent), the Packers have improved in that area over the last three contests.

► Green Bay has converted 20 of its 42 opportunities (47.6 percent) on third down in the last three games, which has helped move them back into the top 10 in the league in the category this season:

<u>Team</u>	<u>Third-Down Conversion Rate</u>
1. San Diego	48.7
2. Denver	45.3
3. Detroit	43.7
4. Carolina	43.5
5. New Orleans	43.3
6. Tennessee	42.3
7. Atlanta	42.0
8. Washington	41.9
9. Chicago	41.7
10. Green Bay	40.4

► The Packers have been at their best this season on third-and-short (less than 4 yards to go), checking in at No. 3 in the NFL:

<u>Team</u>	<u>Third-and-Short (<4 Yards)</u>
1. San Diego	69.0
2. Cleveland	67.3
3. Green Bay	66.7

► Green Bay's offense ranked No. 9 in the league on third down last season, converting 90 of 213 opportunities (42.3 percent).

► It was the sixth straight season (2007-12) that Green Bay's offense finished in the top 10 on third down, one of only three teams in the league to do so over that span (New Orleans, New England).

► The Packers converted at a 48.1-percent clip on third down in 2011, good for No. 3 in the NFL behind only New Orleans (56.7) and San Diego (48.8).

► Two of the top four seasons in team history since the 1970 AFL-NFL merger have come under Head Coach **Mike McCarthy**:

<u>Season</u>	<u>Third-Down Conversion Rate</u>
1. 1995	49.1
2. 2011	48.1
3. 2004	47.3
4. 2009	47.0

► A look at where Green Bay's offense ranks in the NFL on third down since 2009:

<u>Team</u>	<u>Third-Down Conversion Rate</u>
1. New Orleans	47.5
2. New England	44.9
3. San Diego	44.8
4. Atlanta	44.2
5. Green Bay	43.8



PACKERS AT BEARS – WEEK 17

KEEPING THEM OUT

Since defensive coordinator **Dom Capers** joined the staff in 2009, the Packers rank **No. 7 in the league** in scoring defense and are tied for **No. 7 in the NFL** in overall touchdowns allowed:

<u>Team</u>	<u>Points Allowed/Game</u>
1. San Francisco	17.40
2. Baltimore	18.47
3. Pittsburgh	18.48
4. Seattle	19.99
5. New England	20.11
6. Cincinnati	20.47
7. Green Bay	20.66

<u>Team</u>	<u>Overall TDs Allowed</u>
1. San Francisco	142
2. Baltimore	146
3. Pittsburgh	155
4. Seattle	172
5. Miami	174
6. Cincinnati	178
7t. Green Bay, N.Y. Jets	185

▶ Green Bay's defense has been stingy when it comes to rushing TDs given up, ranking **No. 4 in the NFL** in that category since '09:

<u>Team</u>	<u>Rushing TDs Allowed</u>
1. San Francisco	41
2. Baltimore	44
3. Pittsburgh	46
4. Green Bay	47

- ▶ The Packers have allowed an average of 25.9 points per game this season, which is tied for No. 21 in the league through Week 15.
- ▶ The Packers allowed 101 touchdowns from 2009-11, the **fewest allowed by the team over a three-year span** since Green Bay gave up 99 touchdowns from 2001-03.
- ▶ Green Bay ranked No. 11 in 2012 (21.0 ppg) and No. 19 in 2011 (22.4 ppg).
- ▶ That came on the heels of a 2010 Super Bowl campaign that saw Green Bay finish No. 2 in the NFL at 15.0 points per game, the team's best scoring-defense mark since its Super Bowl title team of 1996 (13.1 ppg.).
- ▶ It was the second consecutive top-10 finish in scoring defense for the Packers after they ranked No. 7 in the league in 2009 at 18.6 ppg.
- ▶ Green Bay is 56-9 (.862) under Head Coach **Mike McCarthy** when it allows 20 or fewer points and 74-21-1 (.776) when it allows less than 30 points. A look at the Packers' regular-season record **since 2006** by points allowed:

<u>Points Allowed</u>	<u>GB Record Since 2006</u>
10 or less	21-1 (.955)
11-20	35-8 (.814)
21-29	19-12-1 (.609)
30-plus	6-24 (.200)

HOME COOKING

The Packers have won 24 of their last 29 with one tie and 30 of their last 36 games with one tie at Lambeau Field in the regular season.

▶ Green Bay's .847 winning percentage (30-5-1) at home since Week 10 of 2009 ranks **No. 2 in the NFL** over that span:

<u>Team</u>	<u>W-L Record</u>	<u>Pct.</u>
1. New England	31-3-0	.912
2. Green Bay	30-5-1	.847
3. Baltimore	30-6-0	.833

▶ The Packers have averaged 30.5 points per game at home since 2009, **No. 3 in the league** over that span. Green Bay has posted 18 games of 30-plus points since '09 and nine 40-point games.

<u>Team</u>	<u>Points Per Game/Home (Since 2009)</u>
1. New England	32.2
2. New Orleans	31.5
3. Green Bay	30.5

▶ The defense has done its part as well at home since 2009, generating 86 turnovers at Lambeau Field. With Green Bay's offense posting only 41 giveaways over that span, the Packers have a plus-45 turnover ratio at home, which is **tied for No. 2 in the league** since '09.

<u>Team</u>	<u>TO Differential/Home (Since 2009)</u>
1. New England	plus-46
2t. Green Bay	plus-45
2t. San Francisco	plus-45

▶ With the 86 takeaways at home since 2009, the Packers are **tied for No. 2 in the league** in that category:

<u>Team</u>	<u>Takeaways/Home (Since 2009)</u>
1. Seattle	87
2t. Green Bay	86
2t. New England	86
4. San Francisco	85

- ▶ Green Bay has generated at least two takeaways in 25 of 40 home games since 2009. The Packers have a 23-2 mark (.920) in those games. The Packers have posted four or more takeaways at Lambeau Field in nine of those contests.
- ▶ The Packers' win over Tennessee last year in Week 16 gave the team its third straight season with at least seven wins at home. It marked the second-longest streak in franchise history behind only a span of five straight seasons (1994-98) with seven or more victories at home.
- ▶ A look at the most home victories over a three-season span in franchise history:

<u>Seasons</u>	<u>Home Wins</u>
1t. 1995-97, 1996-98	23
3t. 1994-96, 2010-12	22
5t. 2000-02, 2009-11	21



PACKERS AT BEARS – WEEK 17

POUNDING IT OUT

RB **Eddie Lacy** posted a career-high 150 rushing yards and a TD on 22 carries (6.8 avg.) in the Packers' loss to the Bears in Week 9 at Lambeau Field.

- ▶ Lacy's 150-yard effort was the second-best single-game rushing performance by a Green Bay rookie in franchise history, trailing only RB Samkon Gado's 171-yard game in 2005:

<u>Rookie</u>	<u>Rushing Yards</u>
1. Samkon Gado, vs. Det., 12/11/05	171
2. Eddie Lacy, vs. Chi., 11/4/13	150
3. John Brockington, at Min., 11/14/71	149

- ▶ Lacy has 1,112 rushing yards on the season, despite missing most of the Week 2 game vs. Washington and all of Week 3 at Cincinnati due to a concussion. He ranks **No. 1 in the league among rookies** and **No. 7 among all players** in rushing yards this season:

<u>Rookie</u>	<u>Rushing Yards</u>
1. Eddie Lacy, GB	1,112
2. Zac Stacy, STL	958
3. Le'Veon Bell, PIT	770

<u>Player</u>	<u>Rushing Yards</u>
1. LeSean McCoy, PHI	1,476
2. Jamaal Charles, KC	1,287
3. Adrian Peterson, MIN	1,266
4. Matt Forté, CHI	1,229
5. Alfred Morris, WAS	1,213
6. Marshawn Lynch, SEA	1,160
7. Eddie Lacy, GB	1,112
8. Ryan Mathews, SD	1,111
9. DeMarco Murray, DAL	1,073
10. Frank Gore, SF	1,017

- ▶ Lacy ranks No. 1 in franchise history for the most rushing yards in a season by a Green Bay rookie, No. 1 in attempts and tied for No. 1 in 100-yard games:

<u>Rookie</u>	<u>Rushing Yards</u>
1. Eddie Lacy, 2013	1,112
2. John Brockington, 1971	1,105
3. Samkon Gado, 2005	582

<u>Rookie</u>	<u>Rushing Attempts</u>
1. Eddie Lacy, 2013	263
2. John Brockington, 1971	216
3. Samkon Gado, 2005	143

<u>Rookie</u>	<u>100-Yard Games</u>
1t. Eddie Lacy, 2013	4
1t. John Brockington, 1971	4
3. Samkon Gado, 2005	3

- ▶ Lacy is tied for No. 4 in the league this season among all players with the four 100-yard rushing games:

<u>Player</u>	<u>100-Yard Games</u>
1. LeSean McCoy, PHI	6
2t. Ryan Mathews, SD	5
2t. Adrian Peterson, MIN	5
4t. Eddie Lacy, GB	4
4t. Jamaal Charles, KC	4
4t. Matt Forté, CHI	4
4t. Zac Stacy, STL	4

- ▶ With Lacy's five straight 80-yard games (Weeks 5-9) and RB **Johnathan Franklin's** 103-yard effort at Cincinnati in Week 3, the Packers had a rookie RB post at least 80 yards rushing in six consecutive games for the **first time in franchise history**. The previous record was three in 1971.
- ▶ Lacy has rushed for 1,061 yards over the last 12 games, **No. 1 in the NFL** over that span:

<u>Player</u>	<u>Rushing Yards (Since Week 5)</u>
1. Eddie Lacy, GB	1,061
2. LeSean McCoy, PHI	1,008
3. Jamaal Charles, KC	998
4. Zac Stacy, STL	954
5. Alfred Morris, WAS	917

- ▶ Lacy has 10 rushing TDs on the season, the most in franchise history by a rookie:

<u>Rookie</u>	<u>Rushing TDs</u>
1. Eddie Lacy, 2013	10
2. Samkon Gado, 2005	6
3t. Charles Goldenberg, 1933	5
3t. Gerry Ellis, 1980	5
3t. Brent Fullwood, 1987	5

- ▶ Lacy is the first Packer to post 10 or more rushing TDs in a season since RB Ryan Grant posted 11 in 2009.
- ▶ Lacy is tied for No. 3 in the league among all players this season with the 10 rushing TDs:

<u>Player</u>	<u>Rushing TDs</u>
1. Jamaal Charles, KC	12
2. Marshawn Lynch, SEA	11
3t. Eddie Lacy, GB	10
3t. Knowshon Moreno, DEN	10
3t. Adrian Peterson, MIN	10

- ▶ Nine of Lacy's 10 rushing TDs have come since Week 7, which ranks **No. 1 in the league** over that span:

<u>Player</u>	<u>Rushing TDs (Since Week 7)</u>
1. Eddie Lacy	9
2t. Jamaal Charles, KC	7
2t. Zac Stacy, STL	7



PACKERS AT BEARS – WEEK 17

AMONG THE LEADERS

QB **Aaron Rodgers**, who is currently sidelined with a fractured collarbone, missed his first games due to injury in Weeks 10-16 since missing the Week 15 contest at New England in 2010.

► Rodgers once again finds himself among the league leaders in several categories this season:

<u>Quarterback</u>	<u>Passer Rating</u>
1. Nick Foles, PHI	118.8
2. Peyton Manning, DEN	113.0
3. Josh McCown, CHI	109.0
4. Aaron Rodgers, GB	108.0
5. Philip Rivers, SD	105.5

<u>Quarterback</u>	<u>Yards/Attempt</u>
1. Nick Foles, PHI	9.03
2. Aaron Rodgers, GB	8.84
3. Philip Rivers, SD	8.32
4. Russell Wilson, SEA	8.29
5. Peyton Manning, DEN	8.26

<u>Quarterback</u>	<u>Completion Pct.</u>
1. Philip Rivers, SD	69.7
2. Drew Brees, NO	68.2
3. Peyton Manning, DEN	67.4
4. Aaron Rodgers, GB	66.9
5. Josh McCown, CHI	66.5

<u>Quarterback</u>	<u>TD/INT Ratio</u>
1. Josh McCown, CHI	13.00 (13/1)
2. Nick Foles, PHI	12.50 (25/2)
3. Peyton Manning, DEN	5.10 (51/10)
4. Aaron Rodgers, GB	3.75 (15/4)
5. Sam Bradford, STL	3.50 (14/4)

<u>Quarterback</u>	<u>Yards/Completion</u>
1. Nick Foles, PHI	14.13
2. Aaron Rodgers, GB	13.20
3. Russell Wilson, SEA	13.16
4. Matt McGloin, OAK	13.11
5. Colin Kaepernick, SF	12.87

<u>Quarterback</u>	<u>Interception Pct.</u>
1. Josh McCown, CHI	0.45
2. Nick Foles, PHI	0.69
3. Sam Bradford, STL	1.53
4. Alex Smith, KC	1.57
5. Peyton Manning, DEN	1.58
6. Aaron Rodgers, GB	1.59

► Rodgers led the league in passer rating (108.0) for the second consecutive season in 2012, becoming the first QB to do so since Peyton Manning led the NFL in the category in three straight seasons (2004-06).

► Rodgers' combined passer rating of 114.9 from 2011-12 was the best **two-season passer rating in NFL history** (min. 700 att.):

<u>Quarterback</u>	<u>Passer Rating</u>
1. Aaron Rodgers, GB, 2011-12	114.9
2. Peyton Manning, IND, 2004-05	113.0
3. Aaron Rodgers, 2010-11	112.1

► With 39 TD passes on the season in 2012, Rodgers now has two of the top three single-season totals in franchise annals:

<u>Quarterback</u>	<u>Passing TDs</u>
1. Aaron Rodgers, 2011	45
2t. Aaron Rodgers, 2012	39
2t. Brett Favre, 1996	39

► Rodgers threw 25 TD passes in the first nine games last season, the second straight year he had thrown 25-plus TDs in the opening nine contests. He was the **first quarterback in NFL history** to post 25-plus TD passes in his team's first nine games in two different seasons (28 TD passes in 2011).

► The Packers have averaged 28.15 points per game in Rodgers' 86 career regular-season starts, **No. 1 among QBs** since 1950 (min. 50 starts):

<u>Quarterback</u>	<u>Points Per Game</u>
1. Aaron Rodgers, GB	28.15
2. Tom Brady, NE	27.96
3. Norm Van Brocklin, LA/PHI	27.14

► A look at where Rodgers ranks in several categories **since 2011** (min. 1,000 attempts):

<u>Quarterback</u>	<u>Passer Rating</u>
1. Aaron Rodgers, GB	113.6
2. Peyton Manning, DEN	109.5
3. Drew Brees, NO	102.9

<u>Quarterback</u>	<u>Touchdowns</u>
1. Drew Brees, NO	124
2. Aaron Rodgers, GB	99
3. Tom Brady, NE	97

<u>Quarterback</u>	<u>Yards/Attempt</u>
1. Aaron Rodgers, GB	8.55
2. Peyton Manning, DEN	8.13
3. Drew Brees, NO	7.93

<u>Quarterback</u>	<u>Completion Pct.</u>
1. Peyton Manning, DEN	68.0
2. Aaron Rodgers, GB	67.6
3. Drew Brees, NO	67.4

<u>Quarterback</u>	<u>TD/INT Ratio</u>
1. Aaron Rodgers, GB	5.50 (99/18)
2. Peyton Manning, DEN	4.19 (88/21)
3. Tom Brady, NE	3.23 (97/30)



PACKERS AT BEARS – WEEK 17

A RATINGS SUCCESS

Since taking over as the starter in 2008 (86 starts), **QB Aaron Rodgers** is tied for the most 100-plus passer rating games (min. 15 attempts) in the league:

<u>Quarterback</u>	<u>100-Rating Games (Since '08)</u>
1t. Aaron Rodgers, GB	51
1t. Drew Brees, NO	51
3. Philip Rivers, SD	46

▶ Rodgers' 43 games with a 100-plus rating in his first 75 career starts **set an NFL record** among QBs whose careers started since 1970:

<u>Quarterback</u>	<u>100-Rating Games (First 75 Starts)</u>
1. Aaron Rodgers, GB	43
2. Tony Romo, DAL	40
3. Philip Rivers, SD	36

▶ Rodgers posted a 100-plus passer rating in 12 consecutive games (Games 1-12) in 2011, a streak that **topped the NFL single-season mark** of nine set by Colts QB Peyton Manning in 2004.

▶ A look at where Rodgers' ranks in the NFL **since 2011** (min. 15 att.):

<u>Quarterback</u>	<u>100-rating games</u>
1. Drew Brees, NO	27
2. Aaron Rodgers, GB	26
3. Tom Brady, NE	25

<u>Quarterback</u>	<u>130-rating games</u>
1. Aaron Rodgers, GB	11
2. Drew Brees, NO	8
3. Peyton Manning, DEN	7

PICKING UP YARDS

QB **Aaron Rodgers** once again finds himself among the league leaders in yards per attempt, with his 8.84-yard average checking in at **No. 2 in the league this season**.

▶ Rodgers ranks No. 3 in the category in NFL history (min. 1,500 attempts):

<u>Quarterback</u>	<u>Yards/Attempt (Career)</u>
1. Otto Graham, CLE	8.63
2. Sid Luckman, CHI	8.42
3. Aaron Rodgers, GB	8.19

▶ Rodgers has finished in the top 10 in the category each season since he became the starter in 2008, one of only two QBs (Texans QB Matt Schaub) in the league to do so over that span. Rodgers finished in the top five in every season but one (9th in 2008).

▶ Rodgers posted a career-best average of 9.25 yards per attempt in 2011, the fourth-best single-season mark by an NFL quarterback since the merger behind only Rams QB Kurt Warner (9.88 in 2000), Falcons QB Chris Chandler (9.65 in 1998) and Raiders QB Ken Stabler (9.41 in 1976).

▶ In 86 career starts, Rodgers has posted an average of 8.00 yards per attempt or better in 49 of those games (min. 15 attempts). The Packers have a 40-9 record (.816) in those contests.

TAKING HIS PLACE AMONG THE GAME'S BEST

Rodgers surpassed the 1,500-attempt plateau for his career in 2010, the benchmark to qualify for passer rating in the NFL record book.

▶ Rodgers has completed 1,920 of 2,916 passes (65.8 percent) in his career for 23,879 yards and 186 touchdowns with 50 interceptions for a 105.2 passer rating in the regular season, **No. 1 in NFL history**:

<u>Quarterback</u>	<u>Career Passer Rating</u>
1. Aaron Rodgers, GB	105.2
2. Peyton Manning, IND/DEN	97.0
3. Steve Young, TB/SF	96.8
4. Philip Rivers, SD	95.9
5. Tom Brady, NE	95.8

▶ With his league-leading 108.0 passer rating last season, Rodgers became only the **second quarterback in NFL history** to register four straight 100-plus passer rating seasons, joining 49ers QB Steve Young (1991-94).

▶ With 4,295 passing yards in 2012, Rodgers brought his total in five seasons as a starter to 21,332. That ranks **No. 1 in NFL history** for the most passing yards by a QB in his first five seasons as a starter, topping the previous mark held by Peyton Manning (20,618, 1998-2002).

▶ In 86 career regular-season starts, Rodgers has eclipsed the century mark in passer rating 51 times and recorded 31 games of 300-plus yards.

▶ Where Rodgers ranks among active NFL quarterbacks **since he took over as the starter in 2008** (min. 1,000 attempts):

<u>Quarterback</u>	<u>Passing Yards</u>
1. Drew Brees, NO	29,511
2. Philip Rivers, SD	25,452
3. Eli Manning, NYG	23,808
4. Aaron Rodgers, GB	23,550

<u>Quarterback</u>	<u>Passing TDs</u>
1. Drew Brees, NO	225
2. Aaron Rodgers, GB	185
3. Peyton Manning, IND/DEN	181

<u>Quarterback</u>	<u>Passer Rating</u>
1. Aaron Rodgers, GB	105.8
2. Peyton Manning, IND/DEN	101.1
3. Drew Brees, NO	100.6

<u>Quarterback</u>	<u>Yards/Attempt</u>
1. Aaron Rodgers, GB	8.24
2. Philip Rivers, SD	8.14
3. Drew Brees, NO	7.86

<u>Quarterback</u>	<u>INT Percentage</u>
1. Tom Brady, NE	1.6
2. Aaron Rodgers, GB	1.7
3. Alex Smith, SF/KC	2.1

<u>Quarterback</u>	<u>25-Yard Passes</u>
1. Drew Brees, NO	230
2. Aaron Rodgers, GB	207
3. Philip Rivers, SD	199

<u>Quarterback</u>	<u>Rushing Yards</u>
1. Michael Vick, PHI	1,998
2. Cam Newton, CAR	1,960
3. Aaron Rodgers, GB	1,510



PACKERS AT BEARS – WEEK 17

TAKING CARE OF THE BALL

Since taking over as the starter in 2008, QB **Aaron Rodgers** has been one of the best in the league when it comes to limiting interceptions.

- ▶ Rodgers has thrown just 49 interceptions as a starter. His career INT percentage of 1.71 (50 INTs on 2,916 attempts) ranks **No. 1 in NFL history** (min. 1,500 attempts):

<u>Quarterback</u>	<u>Career INT Pct.</u>
1. Aaron Rodgers, GB	1.71
2. Tom Brady, NE	2.03
3. Neil O'Donnell, PIT/NYJ/CIN/TEN	2.11

- ▶ Rodgers also ranks **No. 1 in league annals** in career TD/INT ratio:

<u>Quarterback</u>	<u>TD/INT Ratio</u>
1. Aaron Rodgers, GB	3.72 (186/50)
2. Tom Brady, NE	2.69 (358/133)
3. Peyton Manning, IND/DEN	2.22 (487/219)

- ▶ At the time of Rodgers' 150th career TD pass (Week 7 last season), he had thrown just 42 career INTs. That easily bested Dolphins QB Dan Marino's **NFL record** of 69 INTs at the time of his 150th career TD pass.

- ▶ Rodgers holds two of the three lowest interception-percentage marks (min. 200 attempts) in a season in team history:

<u>Quarterback</u>	<u>Season INT Pct.</u>
1t. Aaron Rodgers, 2011	1.20 (6 INTs, 502 att.)
1t. Bart Starr, 1966	1.20 (3 INTs, 251 att.)
3. Aaron Rodgers, 2009	1.29 (7 INTs, 541 att.)

- ▶ Rodgers leads the NFL with 47 zero-INT games (min. 15 att.) since 2008:

<u>Quarterback</u>	<u>Zero-INT Games</u>
1. Aaron Rodgers, GB	47
2. Tom Brady, NE	45
3. Joe Flacco, BAL	44

- ▶ Rodgers saw his streak of 41 straight regular-season starts without a two-INT game come to an end in Week 3 at Cincinnati, the **longest streak by an NFL QB since the 1970 AFL-NFL merger**. The previous record was 27 straight games by QB Neil O'Donnell from 1997-99.

- ▶ In Week 1 at San Francisco, Rodgers' streak of 159 consecutive passing attempts in the regular season without an interception came to an end. It is tied for the fourth-longest streak in team history.

HITTING HIS MARK

QB **Aaron Rodgers** completed 371 of 552 passes last season, a 67.2 completion percentage that ranked **No. 3 in the league**.

- ▶ Rodgers set a single-season franchise record with his 68.3 completion percentage (343-502) in 2011. He holds the top two and three of the top four single-season marks in team annals:

<u>Quarterback</u>	<u>Completion Pct.</u>
1. Aaron Rodgers, 2011	68.3
2. Aaron Rodgers, 2012	67.2
3. Brett Favre, 2007	66.5
4. Aaron Rodgers, 2010	65.7
5. Brett Favre, 2003	65.3

- ▶ Rodgers ranks **No. 3 in NFL history** in career completion percentage (min. 1,500 attempts), connecting on 1,920 of 2,916 attempts:

<u>Quarterback</u>	<u>Career Completion Pct.</u>
1. Chad Pennington, NYJ/MIA	66.0
2. Drew Brees, SD/NO	65.9
3. Aaron Rodgers, GB	65.8

- ▶ Rodgers finished last season with 371 completions, one shy of the single-season franchise mark:

<u>Quarterback</u>	<u>Completions</u>
1. Brett Favre, 2005	372
2. Aaron Rodgers, 2012	371
3. Brett Favre, 1994	363

- ▶ In Week 3 at Cincinnati, Rodgers moved past Bart Starr (1,808) for No. 2 on the all-time franchise list behind only Brett Favre (5,377).

THIRD DOWN IS THE CHARM

In the Week 8 win at Minnesota, QB **Aaron Rodgers** posted a perfect 158.3 passer rating on third down for the third time in his career, connecting on all 10 of his passes for 172 yards and two TDs.

- ▶ A glance at where Rodgers ranks on third down in several categories since 2009 (min. 250 attempts):

<u>Quarterback</u>	<u>Passer Rating</u>
1. Aaron Rodgers, GB	111.7
2. Tom Brady, NE	103.1
3. Drew Brees, NO	102.3

<u>Quarterback</u>	<u>TD/INT Ratio</u>
1. Tom Brady, NE	6.63 (53/8)
2. Aaron Rodgers, GB	4.60 (46/10)
3. Ben Roethlisberger, PIT	3.08 (40/13)

<u>Quarterback</u>	<u>Yards/Attempt</u>
1. Aaron Rodgers, GB	9.20
2. Philip Rivers, SD	8.46
3. Drew Brees, NO	8.27

<u>Quarterback</u>	<u>25-Yard Passes</u>
1. Eli Manning, NYG	62
2. Aaron Rodgers, GB	58
3. Philip Rivers, SD	57

- ▶ Rodgers has completed 43 of 69 passes for 618 yards and three TDs with two INTs for a 93.8 passer rating on third down this season.

- ▶ In 2012, Rodgers threw for 1,298 yards and nine TDs with one INT on 92-of-144 passing (63.9 percent) on third down. He ranked No. 1 in the league in third-down passer rating (110.8), No. 1 in yards per attempt (9.01) on third down and No. 2 in 25-yard passes (15) on third down.

- ▶ In '09, Rodgers ranked No. 1 in the NFL with a 133.5 rating. No other quarterback in the league threw for as many yards (1,710) or touchdowns (14) on third down as Rodgers, and his passer rating was the best in the NFL since Kurt Warner's 137.3 rating in 1999 with St. Louis.

- ▶ In 86 career regular-season starts, Rodgers has posted a 100-plus passer rating on third down in 48 of those contests.



PACKERS AT BEARS – WEEK 17

COOL UNDER FIRE

For just the third time as a starter and the first time since Dec. 27, 2009, vs. Seattle, QB **Aaron Rodgers** posted a perfect 158.3 passer rating against the blitz against the Vikings in Week 8.

- ▶ Rodgers completed all five of his passes for 109 yards and a TD against the blitz (when a defender not lined up on the line of scrimmage rushes the QB, or more than four players rush the QB) for the perfect rating.
- ▶ A look at where Rodgers ranked in three categories against the blitz in **2012** (min. 60 attempts):

<u>Quarterback</u>	<u>Passer Rating</u>
1. Robert Griffin III, WAS	142.9
2. Alex Smith, SF	127.4
3. Tom Brady, NE	119.5
4. Aaron Rodgers, GB	117.4

<u>Quarterback</u>	<u>Passing TDs</u>
1. Tom Brady, NE	15
2. Aaron Rodgers, GB	14
3t. Andy Dalton, CIN; Peyton Manning, DEN	11

<u>Quarterback</u>	<u>TD Percentage</u>
1. Robert Griffin III, WAS	12.9
2. Aaron Rodgers, GB	11.0
3. Alex Smith, SF	10.3

- ▶ In 86 career starts, Rodgers has posted a 100-plus passer rating against the blitz 43 times (31-12 record in those games). That includes 23 games with a 125-plus rating.
- ▶ In eight games this season, Rodgers has a 101.6 rating against the blitz, connecting on 33 of 60 passes for 553 yards and four TDs with one INT.
- ▶ A glance at where some of Rodgers' numbers against the blitz rank among active quarterbacks **since 2009** (according to STATS LLC, min. 300 attempts, does not include Week 16 this season):

<u>Quarterback</u>	<u>Passer Rating</u>
1. Aaron Rodgers, GB	113.0
2. Tom Brady, NE	105.2
3. Drew Brees, NO	102.5

<u>Quarterback</u>	<u>TD Percentage</u>
1. Aaron Rodgers, GB	7.6
2. Peyton Manning, IND/DEN	6.5
3. Tom Brady, NE	6.4

<u>Quarterback</u>	<u>Yards/Attempt</u>
1. Aaron Rodgers, GB	9.52
2. Philip Rivers, SD	8.74
3. Drew Brees, NO	8.35

<u>Quarterback</u>	<u>25-Yard Passes</u>
1t. Aaron Rodgers, GB	69
1t. Philip Rivers, SD	69
3. Eli Manning, NYG	68

- ▶ In 2011, Rodgers ranked **No. 1 in the NFL** against the blitz with a 131.4 passer rating (85 of 125, 1,500 yards, 11 TDs, two INTs). He also led the league with an average of 12.0 yards per attempt vs. the blitz.

- ▶ The top seasons against the blitz in the NFL since 1993 (according to STATS LLC):

<u>Quarterback</u>	<u>Passer Rating</u>
1. Robert Griffin III, WAS, 2012	142.9
2. Peyton Manning, IND, 2004	136.8
3. Aaron Rodgers, GB, 2011	131.4

<u>Quarterback</u>	<u>Yards/Attempt</u>
1. Aaron Rodgers, GB, 2011	12.00
2. Robert Griffin III, WAS, 2012	10.57
3. Ben Roethlisberger, PIT, 2004	10.48

IN THE ZONE

QB **Aaron Rodgers** has been one of the most efficient signal-callers in the league in the red zone since taking over as the starter, and he is having another strong season in 2013 in that area, connecting on 24 of 37 passes for 152 yards and 10 TDs with no INTs.

- ▶ A glance at where some of Rodgers' numbers inside the 20 rank this season (min. 25 attempts):

<u>Quarterback</u>	<u>Red-Zone Rating</u>
1. Nick Foles, PHI	121.8
2. Peyton Manning, DEN	120.2
3. Aaron Rodgers, GB	112.8

<u>Quarterback</u>	<u>Completion Pct.</u>
1. Peyton Manning, DEN	71.3
2. Nick Foles, PHI	69.7
3. Philip Rivers, SD	65.4
4. Aaron Rodgers, GB	64.9

- ▶ Among QBs with 50-plus attempts, Rodgers ranked No. 2 in the NFL in red-zone rating last season (109.9), No. 2 in 2011 (107.0), No. 3 in 2010 (107.4), No. 4 in 2009 (107.7) and No. 2 in 2008 (106.8).
- ▶ A look at where Rodgers ranks among active quarterbacks (min. 200 attempts) in three red-zone categories **since 2008**:

<u>Quarterback</u>	<u>Red-Zone Rating</u>
1. Aaron Rodgers, GB	108.2
2. Peyton Manning, IND/DEN	107.5
3. Drew Brees, NO	101.1

<u>Quarterback</u>	<u>Red-Zone TDs</u>
1. Drew Brees, NO	148
2. Peyton Manning, DEN	127
3. Aaron Rodgers, GB	118

<u>Quarterback</u>	<u>TD/INT Ratio (min. 30 TDs)</u>
1. Aaron Rodgers, GB	59.00 (118/2)
2. Peyton Manning, IND/DEN	31.75 (127/4)
3. Jason Campbell, WAS/OAK/CHI/CLE	23.50 (47/2)

- ▶ In 86 career starts, Rodgers has posted a 100-plus rating in the red zone in 52 of those games.



PACKERS AT BEARS – WEEK 17

LEADING THE WAY

WR **Jordy Nelson** leads the team in all three receiving categories this season with a career-high 75 receptions for 1,153 yards (15.4 avg.) and eight TDs. He ranks No. 13 in the NFL in receiving yards:

<u>Player</u>	<u>Receiving Yards</u>
1. Josh Gordon, CLE	1,564
2. Calvin Johnson, DET	1,492
3. Antonio Brown, PIT	1,412
4. A.J. Green, CIN	1,365
5. Andre Johnson, HOU	1,358
6. Alshon Jeffery, CHI	1,341
7. Demaryius Thomas, DEN	1,317
8. DeSean Jackson, PHI	1,304
9. Pierre Garcon, WAS	1,290
10. Eric Decker, DEN	1,261
11. Brandon Marshall, CHI	1,221
12. Vincent Jackson, TB	1,189
13. Jordy Nelson, GB	1,153

► Nelson is one of **only seven players in the league** to post seven-plus TD grabs each of the past three seasons (2011-13), joining Dez Bryant, Eric Decker, Tony Gonzalez, Jimmy Graham, A.J. Green and Vincent Jackson.

► Nelson is **tied for No. 1 in the NFL** with 16 catches of 25-plus yards this season:

<u>Player</u>	<u>25-Yard Catches</u>
1t. Jordy Nelson, GB	16
1t. DeSean Jackson, PHI	16
1t. Demaryius Thomas, DEN	16
4. Josh Gordon, CLE	15
5t. Pierre Garcon, WAS	14
5t. Alshon Jeffery, CHI	14
7. Torrey Smith, BAL	13

► Nelson ranks **No. 4 in the NFL** in 25-yard catches since 2011:

<u>Player</u>	<u>25-Yard Catches</u>
1. Calvin Johnson, DET	48
2t. Vincent Jackson, SD/TB	41
2t. Demaryius Thomas, DEN	41
4. Jordy Nelson, GB	38
5t. A.J. Green, CIN	37
5t. Torrey Smith, BAL	37

► A look at the top seasons by a Packer since 1994 (according to STATS):

<u>Player</u>	<u>25-Yard Catches</u>
1t. Jordy Nelson, 2013	16
1t. Greg Jennings, 2010	16
1t. Jordy Nelson, 2011	16
4t. Robert Brooks, 1995	14
4t. Javon Walker, 2004	14

► Nelson ranks **No. 6 in the NFL** in TD catches **since 2011**:

<u>Player</u>	<u>Receiving TDs</u>
1. Jimmy Graham, NO	35
2t. Dez Bryant, DAL	33
2t. Calvin Johnson, DET	33
4. Rob Gronkowski, NE	32
5. Eric Decker, DEN	31
6. Jordy Nelson, GB	30

► Nelson is **tied for No. 4 in the NFL** in TD catches at home since 2011:

<u>Player</u>	<u>Receiving TDs (Home)</u>
1. Jimmy Graham, NO	22
2t. Dez Bryant, DAL	18
2t. Rob Gronkowski, NE	18
4t. Jordy Nelson, GB	17
4t. Marques Colston, NO	17

► Since 2011, Nelson has averaged 16.5 yards per catch, No. 5 in the league among players with 125-plus receptions:

<u>Player</u>	<u>Receiving Avg.</u>
1. Josh Gordon, CLE	18.2
2. Vincent Jackson, SD/TB	17.9
3. Torrey Smith, BAL	17.4
4. Calvin Johnson, DET	17.0
5. Jordy Nelson, GB	16.5

► Among players with 250-plus receptions, Nelson ranks No. 9 in team history with his average of 15.2 yards per catch:

<u>Player</u>	<u>Receiving Avg.</u>
1. Carroll Dale, 1965-72	19.72
2. Billy Howton, 1952-58	18.42
3. Max McGee, 1954, 57-67	18.39
4. James Lofton, 1978-86	18.22
5. Don Hutson, 1935-45	16.38
6. Boyd Dowler, 1959-69	15.44
7. Antonio Freeman, 1995-2001, 03	15.43
8. Greg Jennings, 2006-12	15.38
9. Jordy Nelson, 2008-13	15.17
10. James Jones, 2007-13	14.03

► In Week 6 of 2011 vs. St. Louis, Nelson moved into a tie for the No. 2 spot in team history for the most 80-yard TD catches with the third of his career. WR Greg Jennings holds the career franchise mark with four.

► With three TD grabs of 80-plus yards during his career, Nelson is tied for No. 2 among active NFL players:

<u>Player</u>	<u>80-Yard TD Catches</u>
1. Greg Jennings, GB/MIN	4
2t. Jordy Nelson, GB	3
2t. Mike Wallace, PIT/MIA	3
2t. Julio Jones, ATL	3



PACKERS AT BEARS – WEEK 17

JONES JOINS SELECT COMPANY

WR **James Jones** led the league with 14 touchdown catches last season, becoming the first Packer to lead the NFL in TD catches in a season since WR Sterling Sharpe did so with a franchise-record 18 in 1994.

► A look at the top receiving-TD totals in the league last season:

<u>Player</u>	<u>Receiving TDs</u>
1. James Jones, GB	14
2. Eric Decker, DEN	13
3. Dez Bryant, DAL	12

► Jones' 2012 season total is tied for No. 4 in franchise history:

<u>Player</u>	<u>Receiving TDs</u>
1. Sterling Sharpe, 1994	18
2. Don Hutson, 1942	17
3. Jordy Nelson, 2011	15
4t. Antonio Freeman, 1998	14
4t. James Jones, 2012	14

► Since the start of 2012, Jones has caught 17 TD passes, which is **tied for No. 7 in the league** over that span:

<u>Player</u>	<u>Receiving TDs</u>
1t. Dez Bryant, DAL; Jimmy Graham, NO	24
3. Eric Decker, DEN	23
4t. Brandon Marshall, CHI	22
4t. Dearyius Thomas, DEN	22
6. A.J. Green, CIN	21
7t. James Jones, GB ; Vernon Davis, SF	17
Calvin Johnson, DET	

► In Green Bay's Week 6 win last season at Houston, Jones caught two TD passes for the third consecutive game. By doing so, he joined WR Don Hutson (Nov. 14-Dec. 5, 1943) as the **only two players in franchise history** to catch two TD passes in three straight games.

► Jones' seven TD catches through the first six games last season were the most by a Packer in the opening six games since WR Billy Howton caught eight TD passes in the first six games in 1956.

► In the Packers' win over the Redskins this season in Week 2, Jones posted career highs in catches (11) and receiving yards (178), including nine receptions for 152 yards in the first half alone.

► Jones became just the **fifth player in franchise history** to post 11-plus catches and 175-plus receiving yards in a game (Don Hutson did so twice):

<u>Player</u>	<u>Catches/Yards</u>
Don Hutson, vs. CleR, 10/18/42	13/209
Don Hutson, vs. Card-Pitt, 10/8/44	11/207
James Lofton, at Den., 10/15/84	11/206
Don Beebe, vs. SF, 10/14/96	11/220
Javon Walker, at Ind., 9/26/04	11/200
James Jones, vs. Was., 9/15/13	11/178

FLYNN IN THE FOURTH

In Green Bay's comeback win at Dallas in Week 15, QB **Matt Flynn** had a strong showing in the fourth quarter, connecting on nine of 12 passes for 99 yards and two TDs for a 138.5 passer rating.

► Since coming on in relief of Scott Tolzien in the second half of the Week 12 contest, Flynn has had a lot of success in the fourth quarter of games. He has posted a 125.5 passer rating in the final quarter, completing 33 of 46 passes for 383 yards and four TDs with no INTs.

► Flynn's fourth-quarter passer rating since Week 10 ranks **No. 1 in the NFL** over that span:

<u>Player</u>	<u>Passer Rating (4th Qtr)</u>
1. Matt Flynn, GB	125.5
2. Andy Dalton, CIN	124.0
3. Josh McCown, CHI	114.2

► In the Week 15 win at Dallas, Flynn became the first QB in franchise history to throw four TD passes in a second half. He is one of four NFL quarterbacks to do so this season:

<u>Player</u>	<u>Passing TDs (2nd Half)</u>
1. Peyton Manning, vs. Bal., 9/5/13	5
2t. Matt Flynn, at Dal., 12/15/13	4
2t. Andrew Luck, at Cin., 12/8/13	4
2t. Tony Romo, at Den., 10/6/13	4

JUMPING RIGHT IN

With veteran WR James Jones sidelined in Weeks 7-8 due to a knee injury sustained at Baltimore in Week 6, second-year WR **Jarrett Boykin** stepped into a starting role and made the most of the increased playing time.

► Boykin got his first NFL start in Week 7 vs. Cleveland and posted then-career highs for receptions (eight) and receiving yards (103), adding the first TD grab of his career when he hauled in a 20-yard pass from QB Aaron Rodgers in the fourth quarter.

► Boykin became the first undrafted player to register a 100-yard receiving game for the Packers since WR Ruvell Martin did so in 2006.

► Boykin is No. 2 on the team receptions, receiving yards and receiving TDs since Week 7:

<u>Player</u>	<u>Rec. Yards/Since Week 7</u>
1. Jordy Nelson	669
2. Jarrett Boykin	630
3. James Jones	427

<u>Player</u>	<u>Receptions/Since Week 7</u>
1. Jordy Nelson	48
2. Jarrett Boykin	46
3. James Jones	33

<u>Player</u>	<u>Rec. TDs/Since Week 7</u>
1. Jordy Nelson	4
2. Jarrett Boykin	3
3. Andrew Quarless	2



PACKERS AT BEARS – WEEK 17

RACKING UP POINTS

K **Mason Crosby** has connected on 31 of 35 field goals (88.6 percent) this season, with his first miss coming in Week 6 at Baltimore on a 44-yard attempt.

- Crosby made his first 10 field goals to start the season, the second-best start of his career behind only his streak of 16 straight FGs to start the 2011 season.
- Dating back to 2012, Crosby had made 14 consecutive field goals in the regular season before the miss against the Ravens, which is tied for the fourth-longest streak in team history.

<u>Player</u>	<u>Consec. FGs Made</u>
1. Mason Crosby, 2010-11	23
2. Chris Jacke, 1993	17
3. Chris Jacke, 1989-90	15
4t. Mason Crosby, 2012-13	14
4t. Ryan Longwell, 2002; 2002-03	14

- Crosby connected on a 57-yard FG at the Giants in Week 11, the longest FG outdoors in franchise history and the longest in MetLife Stadium history. With another 57-yarder in Week 15 at Dallas, he has now kicked the five longest field goals in team annals:

<u>Player</u>	<u>Longest FG</u>
1. Mason Crosby, at Min., 10/23/11	58
2t. Mason Crosby, at NYG, 11/17/13	57
2t. Mason Crosby, at Dal., 12/15/13	57
4t. Mason Crosby, at Phi., 9/12/10	56
4t. Mason Crosby, at Atl., 10/9/11	56

- Crosby's 57-yarder in Week 15 was his fifth from 50 yards or more this season, which is one shy of the franchise record set by Chris Jacke in 1993:

<u>Player</u>	<u>50-Yard FGs</u>
1. Chris Jacke, 1993	6
2. Mason Crosby, 2013	5
3. Ryan Longwell, 2005	4

- Crosby is tied for fourth in the NFL in 50-yard FGs this season:

<u>Player</u>	<u>50-Yard FGs</u>
1t. Dan Bailey, DAL	6
1t. Graham Gano, CAR	6
1t. Justin Tucker, BAL	6
4t. Mason Crosby, GB	5
4t. Stephen Gostkowski, NE	5
4t. Matt Prater, DEN	5

- Crosby holds the career franchise record for the most 50-yard field goals:

<u>Player</u>	<u>50-Yard FGs</u>
1. Mason Crosby, 2007-13	19
2. Chris Jacke, 1989-96	17
3. Ryan Longwell, 1997-2005	13

- Crosby tied a single-game franchise record with five made FGs vs. Detroit in Week 5, matching Jacke (two games with five FGs) and Longwell (one game).
- Crosby followed that up with four made FGs at Baltimore in Week 6, giving him nine FGs in a two-game span. That is the **most by a Green Bay kicker over a two-game span** in franchise history.
- Crosby has 132 points this season (31 FGs, 39 extra points), which ranks **No. 5 in the NFL**:

<u>Kicker</u>	<u>Points (2013)</u>
1. Stephen Gostkowski, NE	144
2. Matt Prater, DEN	140
3. Nick Novak, SD	135
4. Steven Hauschka, SEA	134
5. Mason Crosby, GB	132

- Crosby has posted seven 100-point seasons in his career (2007-13). He trails only Ryan Longwell (eight, 1997-2004) for the franchise record:

<u>Player</u>	<u>100-Point Seasons</u>
1. Ryan Longwell, 1997-2004	8
2. Mason Crosby, 2007-13	7
3t. Paul Hornung, 1960-61, 1964	3
3t. Chris Jacke, 1989, 1993, 1996	3

- With 14 points against the Vikings in Week 8, Crosby moved past WR Don Hutson for the No. 2 spot on the all-time franchise scoring list:

<u>Player</u>	<u>Career Points</u>
1. Ryan Longwell, 1997-2004	1,054
2. Mason Crosby, 2007-13	894
3. Don Hutson, 1935-45	823
4. Chris Jacke, 1989-96	820
5. Paul Hornung, 1957-62, 1964-66	760

- Crosby reached the 800-point mark for his career in his 100th regular-season game (Week 5 vs. Detroit this season), the **fastest to 800 points in franchise history** (Longwell, 107 games).
- Crosby ranks **No. 1 in NFL history** for the most points scored by a player in his first seven seasons in the NFL:

<u>Player</u>	<u>Points (First 7 Seasons)</u>
1. Mason Crosby, GB, 2007-13	894
2. Mike Vanderjagt, IND, 1998-2004	874
3. Stephen Gostkowski, NE, 2006-12	865

- Crosby has made at least one FG in 14 consecutive games, which is tied for the second-longest streak in franchise history, and can tie the team record on Sunday:

<u>Player</u>	<u>Consec. Games/FG</u>
1. Ryan Longwell, 2004-05	15
2t. Mason Crosby, 2013	14
2t. Ryan Longwell, 1997-98	14

PACKERS AT BEARS – WEEK 17

MASTERFUL PERFORMANCES

By clearing the 150-punt mark for his career in 2012, P **Tim Masthay** qualified in the franchise record books for career gross punting average:

<u>Player</u>	<u>Career Punting Avg.</u>
1. Tim Masthay, 2010-13	44.3
2. Craig Hentrich, 1994-97	42.8
3. Dick Deschaine, 1955-57	42.6

- ▶ Masthay has posted a gross average of 44.7 yards (No. 21 in the league) and a 39.7-yard net average this season (No. 17 in the NFL). He is tied for No. 20 in the NFL with 22 punts placed inside the 20.
- ▶ Masthay ranks No. 10 in the NFL in net punting average since Week 10:

<u>Player</u>	<u>Net Punting Avg. (Since Wk 10)</u>
1. Brad Nortman, CAR	43.6
2. Brandon Fields, MIA	42.4
3. Andy Lee, SF	41.8
4. Shane Lechler, HOU	41.6
5. Steve Weatherford, NYG	41.0
6. Donnie Jones, PHI	41.0
7. Dave Zastudil, ARI	40.8
8. Sam Koch, BAL	40.4
9. Chris Jones, DAL	40.3
10. Tim Masthay, GB	40.1

- ▶ With his net punting average of 39.7 yards this season through 15 games, Masthay has a chance to set the franchise single-season record (since 1976) with a strong showing this Sunday. He set the team record last season and holds the top three marks in franchise history:

<u>Player</u>	<u>Net Punting Avg.</u>
1. Tim Masthay, 2012	38.93
2. Tim Masthay, 2011	38.56
3. Tim Masthay, 2010	37.65
4. Jon Ryan, 2007	37.60
5. Sean Landeta, 1998	37.09

- ▶ In 2012, Masthay matched the team record for the most punts inside the 20 in a season (since 1976):

<u>Player</u>	<u>Punts Inside 20</u>
1t. Tim Masthay, 2012	30
1t. Sean Landeta, 1998	30
3. Craig Hentrich, 1996	28

- ▶ With four punts inside the 20 vs. Chicago in Week 9, Masthay moved into sole possession of the No. 2 spot in franchise history for the most career punts inside the 20 (since 1976):

<u>Player</u>	<u>Punts Inside 20</u>
1. Craig Hentrich, 1994-97	104
2. Tim Masthay, 2010-13	100
3. Josh Bidwell, 2000-03	85

BIG-PLAY JAMES

In Green Bay's loss to Chicago in Week 9, RB **James Starks** scored on a 32-yard TD run, matching his career-long TD run (32 yards vs. Washington this season in Week 2).

- ▶ For Starks, it marked his second straight game that he posted a TD run of 25-plus yards (25-yard TD at Minnesota in Week 8). He became the first Packer to accomplish that feat since RB Ryan Grant did so in Weeks 16-17 of 2007.
- ▶ It was Starks' third scoring run of 25-plus yards over a four-game span. According to the Elias Sports Bureau, Starks is the **first player in franchise history** to have three TD runs of 25-plus yards over a four-game span in the same season.
- ▶ Starks ranks No. 2 in the NFL this season with three TD runs of 20-plus yards:

<u>Player</u>	<u>20-Yard TD Runs</u>
1. LeSean McCoy, PHI	4
2. James Starks, GB	3
3t. Nine players	2

- ▶ Starks has rushed for 358 yards and a career-high three TDs on 68 carries (5.3 avg.) this season.

RARE ROOKIE

By starting against the 49ers in the season opener at San Francisco, **David Bakhtiari** became just the fourth Green Bay rookie to start at left tackle in Week 1 since the AFL-NFL merger in 1970 and the first to do so since 1985.

- ▶ A look at the four Green Bay rookies who have started at LT in the season opener since the 1970 merger:

<u>Player</u>	<u>Date/Opponent</u>
Bill Bain	Sept. 21, 1975, vs. Detroit
Mark Koncar	Sept. 12, 1976, vs. San Francisco
Ken Ruettgers	Sept. 8, 1985, at New England
David Bakhtiari	Sept. 8, 2013, at San Francisco

- ▶ Bakhtiari was drafted by the Packers in the fourth round (109th overall) out of the University of Colorado. Of the four players to start at LT in Week 1 for the Packers since the merger, he is the only one not to be drafted in the first two rounds. Ruettgers (No. 7 overall) and Koncar (No. 23 overall) were first-round picks and Bain was a second-round selection (No. 47 overall).
- ▶ Bakhtiari is the **only rookie in the league** to start at left tackle in every game for his team this season.
- ▶ With a start this Sunday at Chicago, Bakhtiari would become the first Green Bay rookie to start every game at left tackle since the league went to a 16-game schedule in 1978. The last Packer rookie to start every game at LT was Koncar (14 games) in 1976.



PACKERS AT BEARS – WEEK 17

CLAY FINDS HIS WAY TO THE QUARTERBACK

LB **Clay Matthews** has registered 50.0 sacks since entering the NFL in 2009, which ranks **No. 6 in the league** over that span:

<u>Player</u>	<u>Sacks (Since 2009)</u>
1. Jared Allen, MIN	69.0
2. DeMarcus Ware, DAL	63.5
3. Tamba Hali, KC	55.0
4. Robert Mathis, IND	54.5
5. Cameron Wake, MIA	51.5
6. Clay Matthews, GB	50.0
7. John Abraham, ATL/ARI	49.5

▶ Matthews leads the team with 7.5 sacks this season. He ranked No. 5 in the NFL in 2012 with 13.0 sacks, despite missing four games due to injury:

<u>Player</u>	<u>Sacks (2012)</u>
1. J.J. Watt, HOU	20.5
2. Aldon Smith, SF	19.5
3. Von Miller, DEN	18.5
4. Cameron Wake, MIA	15.0
5. Clay Matthews, GB	13.0

▶ Matthews has finished in the top five in the league in sacks in two of the last three seasons (No. 4 in 2010 with 13.5 sacks).

▶ Matthews ranks No. 3 in team history in 10-sack seasons and tied for No. 4 in two-sack games:

<u>Player</u>	<u>10-Sack Seasons</u>
1t. Reggie White, 1993, 1995, 1997-98	4
1t. Kabeer Gbaja-Biamila, 2001-04	4
3. Clay Matthews, 2009-10, 2012	3

<u>Player</u>	<u>Two-Sack Games</u>
1. Reggie White, 1993-98	16
2. Kabeer Gbaja-Biamila, 2000-08	15
3. Tim Harris, 1986-90	14
4t. Aaron Kampman, 2002-09	10
4t. Clay Matthews, 2009-13	10

▶ Matthews ranks No. 5 in team history with 50.0 career sacks (games played in parentheses):

<u>Player</u>	<u>Career Sacks</u>
1. Kabeer Gbaja-Biamila, 2000-08	74.5 (124)
2. Reggie White, 1993-98	68.5 (95)
3. Tim Harris, 1986-90	55.0 (76)
4. Aaron Kampman, 2002-09	54.0 (112)
5. Clay Matthews, 2009-13	50.0 (69)

▶ Matthews was named to his fourth straight Pro Bowl in 2012, becoming the **first Packer** to earn Pro Bowl recognition in each of his first four seasons in the league.

▶ When Matthews intercepted Giants QB Eli Manning at New York in Week 13 of 2011 and returned the pick 38 yards for a score, it marked the third

straight season that he had scored a defensive TD.

▶ Since entering the NFL in 2009, Matthews has registered 157.0 quarterback knockdowns/hurries, which ranks No. 6 in the NFL over that span (according to STATS LLC, does not include Week 16):

<u>Player</u>	<u>QB Knockdowns/Hurries</u>
1. DeMarcus Ware, DAL	186.0
2. Tamba Hali, KC	185.0
3. Jared Allen, MIN	181.5
4. Cameron Wake, MIA	172.5
5. Trent Cole, PHI	166.0
6. Clay Matthews, GB	157.0
7. Julius Peppers, CAR/CHI	152.5

▶ Matthews is the **only player in franchise history** to score a defensive TD in each of his first three seasons in the league (2009-11).

▶ He received first-team All-Pro honors from *The Associated Press* in 2010, the first Packer LB to earn that recognition since Tim Harris in 1989. Matthews finished second to only Pittsburgh S Troy Polamalu in the AP Defensive Player of the Year voting in 2010.

▶ In 2009, Matthews set a Packers rookie record with 10 sacks on his way to earning Pro Bowl honors, the first Green Bay rookie to be named to the all-star game since Hall of Fame WR James Lofton in 1978.

▶ A look at where Matthews' sack total in his first 20 pro games ranks in NFL history (since 1982):

<u>Player</u>	<u>Sacks</u>
1. Aldon Smith, SF	18.5
2. Clay Matthews, GB	17.0
3t. L. O'Neal, SD; J. Abraham, NYJ; V. Miller DEN	16.5

SPREADING AROUND THE SACKS

With DE/LB **Mike Neal** and LB **Brad Jones** both recording their third sack of the season in Week 12 vs. Minnesota, it brought the Packers' number of players with at least three sacks to seven, which is **tied for No. 1 in the NFL** this season:

<u>Team</u>	<u>Players With 3 Sacks</u>
1t. Green Bay	7
1t. Buffalo	7
1t. Carolina	7
1t. Cincinnati	7
1t. Philadelphia	7
6t. Several teams	6

▶ The seven players this season is the best single-season total by the Packers since they had eight different players post three-plus sacks in 1985. Green Bay is one player shy of tying the franchise record (since 1982):

<u>Season</u>	<u>Players With 3 Sacks</u>
1t. 1984	8
1t. 1985	8
3. 2013	7
4t. 1996, 1997, 1998, 2001, 2010	6

PACKERS AT BEARS – WEEK 17

TAKE IT AWAY NOW

The Packers have forced 10 turnovers over their last four games, which is tied for No. 4 in the NFL over that span:

<u>Team</u>	<u>Takeaways (Since Week 13)</u>
1t. Atlanta, Kansas City, Seattle	11
4t. Green Bay , Indianapolis	10
6t. Buffalo, Philadelphia, Tampa Bay	9

►Green Bay has generated 242 takeaways since '06, **No. 3 in the league** over that span:

<u>Team</u>	<u>Total Takeaways Since 2006</u>
1. Chicago	273
2. New England	258
3. Green Bay	242
4. Arizona	233
5. N.Y. Giants	229

►Since **Dom Capers** took over as defensive coordinator in 2009, the Packers have posted at least 32 takeaways in three of four seasons (2009-11):

<u>Team</u>	<u>Total Takeaways Since 2009</u>
1. New England	170
2. Chicago	164
3. N.Y. Giants	154
4. Green Bay	153
5t. San Francisco, Seattle	144

►Green Bay's takeaway total of 110 from 2009-11 was the best three-year mark by the club since it generated 116 turnovers from 2001-03.

►The Packers have a **57-15 record** (.792) when they record **at least two takeaways** in a game under McCarthy. A look at the Packers' record by the number of takeaways they have had in a game since 2006:

<u>Takeaways In Game</u>	<u>GB Record Since 2006</u>
None	3-15 (.167)
One	21-15-1 (.581)
Two	26-8 (.765)
Three-plus	31-7 (.816)

►Since 2008, the Packers have registered at least 100 takeaway points in four of five seasons. The lone exception was in 2012, when Green Bay registered 53 takeaway points. Green Bay has 52 takeaway points this season.

►A glance at the top takeaway point totals in the league since 2008:

<u>Team</u>	<u>Takeaway Points (Since 2008)</u>
1. New England	673
2. Green Bay	599
3. Baltimore	572
4. Chicago	567
5. New Orleans	555

STIFLING SIGNAL-CALLERS

Under defensive coordinator **Dom Capers**, Green Bay's defense has been one of the best in the league in opponent passer rating.

►**Since 2009**, opposing quarterbacks have completed 1,610 of 2,787 passes (57.8 percent) for 19,647 yards and 126 touchdowns with 113 interceptions against the Packers. The 77.8 passer rating registered by opposing signal-callers over that span ranks **No. 3 in the NFL**:

<u>Team</u>	<u>Opp. Passer Rating (Since 2009)</u>
1. N.Y. Jets	75.0
2. Baltimore	76.4
3. Green Bay	77.8

►Green Bay has held its opponents to a passer rating of less than 80 in 39 of 79 games since 2009. The Packers have a **37-2 mark (.949)** in those games:

<u>Team</u>	<u><80-Rating Games (Since 2009)</u>
1. N.Y. Jets	45 (31-14)
2t. Arizona	42 (28-14)
2t. Baltimore	42 (35-7)
4. Green Bay	39 (37-2)

►A look at the Packers' record by opponent passer rating since 2009:

<u>Passer Rating</u>	<u>GB Record Since 2009</u>
Less than 70	27-1 (.964)
71-79	10-1 (.909)
80-89	10-5 (.667)
90-99	1-4 (.200)
100-plus	6-12-1 (.342)

SECOND-YEAR SURGE

After recording two sacks in 14 games as a rookie in 2012, DT **Mike Daniels** has seen a noticeable jump in playing time and production in his second season with the Packers.

►Through 15 games this season, Daniels leads the defensive line and is No. 2 on the team behind only LB Clay Matthews with 6.5 sacks:

<u>Player</u>	<u>Sacks (2013)</u>
1. Clay Matthews	7.5
2. Mike Daniels	6.5
3t. A.J. Hawk	5.0
3t. Mike Neal	5.0

►Daniels ranks No. 6 in the NFL in sacks this season among defensive tackles, according to STATS LLC:

<u>Defensive Tackle</u>	<u>Sacks (2013)</u>
1t. Jurrell Casey, TEN	10.5
1t. Kyle Williams, BUF	10.5
3t. Jason Hatcher, DAL	9.0
3t. Gerald McCoy, TB	9.0
5. Marcell Dareus, BUF	7.5
6. Mike Daniels, GB	6.5



PACKERS AT BEARS – WEEK 17

TAKEAWAY TRAMON

After not posting any interceptions in the first nine games this season, CB **Tramon Williams** has come on strong of late with three interceptions in the last six games, including a game-clinching one at Dallas in Week 15.

► Williams is tied for No. 4 in the NFL with three INTs since Week 11:

Player	INTs (Since Week 11)
1t. Lavonte David, TB	4
1t. Logan Ryan, NE	4
1t. Richard Sherman, SEA	4
4t. Tramon Williams, GB ; six others	3

► Williams led the team in INTs in 2010 with a career-high six picks, and added three more during the postseason.

► Including playoffs, Williams ranks **No. 3 in the NFL** in interceptions and **No. 5 in the league** in interception return yards **since 2010**:

Player	Interceptions
1. Richard Sherman, SEA	20
2. Ed Reed, BAL/HOU/NYJ	19
3. Tramon Williams, GB	18

Player	INT Return Yards
1. Charles Tillman, CHI	333
2. Ed Reed, BAL/HOU/NYJ	324
2. Brandon Browner, SEA	308
4. Stevie Brown, NYG	307
5. Tramon Williams, GB	306

YOUTH IS SERVED

Based on Week 1 rosters, the Packers checked in as the ninth-youngest team in the NFL this season.

► Green Bay's opening-day roster had an average age of 25.64, which was the fourth youngest in the NFC behind Seattle (24.98), San Francisco (25.43) and Dallas (25.58). AFC squads with younger rosters were Cleveland (25.25), Jacksonville (25.28), Buffalo (25.45), Kansas City (25.57) and the N.Y. Jets (25.58).

► Since General Manager **Ted Thompson** took over in 2005, the Packers' Week 1 roster has been among the 10 youngest in the league each season. That included a string of four straight seasons (2006-09) where Green Bay either had or were tied for the youngest roster in the NFL.

► A look at the average ages of the Packers' Week 1 rosters since 2005:

Season	Average Age/League Ranking
2005	26.19 (9th-tied)
2006	25.57 (1st)
2007	25.72 (1st)
2008	25.57 (1st-tied)
2009	25.70 (1st)
2010	25.92 (5th)
2011	25.74 (3rd-tied)
2012	25.70 (6th)
2013	25.64 (9th)

BREAKING DOWN THE ROSTER

The Packers' current 51-man roster is composed of 23 offensive players, 25 defensive players and three specialists.

► Of the 51 players on Green Bay's roster, 30 of them (58.8 percent) were drafted by the Packers.

► With nine non-drafted free agents on the roster having entered the league with Green Bay, 39 of the 51 players (76.5 percent) began their pro careers with the Packers.

► More than half of the players (26 of 51, 51.0 percent) on Green Bay's roster entered the league as a sixth-round or seventh-round pick or as an undrafted player. More than a third of the players (19, 37.3 percent) on the roster were not drafted.

► Only 14 of the 51 players on the roster (27.5 percent) were selected in the first three rounds of the draft.

► Of the 51 players on the roster, 43 of them (84.3 percent) are 28 years old or younger. The Packers' current roster features 12 rookies.

GREEN BAY'S ROSTER ...

BY AGE (as of Dec. 23)

21-24	22 players	29-32	7 players
25-28	21 players	33-plus	1 player

BY EXPERIENCE

R-1	13 players	6-9	11 players
2-3	12 players	10-plus	1 player
4-5	14 players		

BY DRAFT ROUND

1st	8 players	6th/7th	7 players
2nd/3rd	6 players	Undrafted	19 players
4th/5th	11 players		

► Of the 53 players on the Packers' Week 1 roster, 50 of them had never seen regular-season action with another NFL team. According to the Elias Sports Bureau, that ranked **No. 1 in the league** this season:

Team	Week 1 Roster
1. Green Bay	50
2. Atlanta	44
3. Dallas	41
4t. Houston, New England, St. Louis	40

► The Packers had three rookie free agents make the Week 1 roster (S **Chris Banjo**, LB **Andy Mulumba**, G **Lane Taylor**), one that featured 11 rookies overall. Green Bay has had at least three non-drafted free agents make the opening-day roster each of the last four seasons.

► With the three rookie free agents on the opening-day roster this season, it brought the Packers' four-year total (2010-13) to 13 undrafted free agents on the Week 1 roster. According to Elias, that is tied for the third most in the NFL over that span:

Team	Rookie FAs/Week 1 Roster (2010-13)
1. St. Louis	17
2. Cleveland	16
3t. Green Bay	13
3t. Jacksonville	13
3t. New England	13

PACKERS AT BEARS – WEEK 17

ON THE ROAD AGAIN

Green Bay went 7-1 away from Lambeau Field in 2011, with the seven road wins setting a single-season franchise record.

- ▶ The Packers have been able to stay above the .500 mark on the road during Head Coach **Mike McCarthy's** tenure, a notable achievement in the National Football League.
- ▶ Since 2006, McCarthy's first season as the head coach in Green Bay, only 10 of 32 NFL teams have regular-season road records above .500.

Team	W-L Record	Pct.
1. New England	45-19-0	.703
2. Philadelphia	36-26-1	.579
3t. Indianapolis	37-27-0	.578
3t. N.Y. Giants	37-27-0	.578
5. New Orleans	36-28-0	.563
6. Green Bay	35-28-0	.556
7t. Dallas	34-30-0	.531
7t. San Diego	34-30-0	.531
9. Pittsburgh	33-31-0	.516
10. Denver	32-31-0	.508

319 AND COUNTING

Another packed house at Lambeau Field against the Steelers in Week 16 brought the stadium's consecutive-sellouts streak to 319 games (301 regular season, 18 playoffs).

- ▶ The league's longest-tenured stadium, Lambeau Field is hosting its 57th season of football in 2013. A total of 635,610 fans made their way through the turnstiles for the nine home contests in 2012.
- ▶ Across American professional sports, only Boston's Fenway Park (1912) and Chicago's Wrigley Field (1914) have longer tenures.

THE LAMBEAU ADVANTAGE

The crown jewel of the National Football League, Lambeau Field has long been known as one of the tougher venues to play in, particularly during the harsh Wisconsin winter.

- ▶ Re-establishing home-field advantage after a 4-4 mark in 2008 was one of the goals of 2009, and with the Packers finishing 6-2 at home, they accomplished that goal. Green Bay followed that up with a 7-1 mark at Lambeau Field in 2010, a perfect 8-0 record in 2011, the first undefeated home mark since 2002, and a 7-1 mark last season.
- ▶ Head Coach **Mike McCarthy** stated consistently upon his arrival in Green Bay that one of the team's goals would be to reclaim the mystique of playing at Lambeau Field. Mission accomplished. The team is 46-12-1 (.788) at home over its past 59 regular-season games.
- ▶ Since **Ron Wolf** and **Mike Holmgren** began the revitalization of the franchise in 1992, Green Bay owns the best home record in the NFL. A look at the top regular-season home W-L records since the '92 season:

Team	W-L Record	Pct.
1. Green Bay	133-42-1	.759
2. Pittsburgh	125-49-1	.717
3. New England	124-51-0	.709
4. Denver	123-53-0	.699
5. Baltimore (since '96)	100-43-1	.698

HOT AT HOME

The Packers' win over Dallas at Lambeau in Week 10 of 2009 was the first step to a 7-1 finish and a playoff berth for Green Bay.

- ▶ Since that win, the Packers have been one of the best teams in the league at home:

Team	W-L Record	Pct.
1. New England	31-3-0	.912
2. Green Bay	30-5-1	.847
3. Baltimore	30-6-0	.833

IN THE FREE-AGENCY ERA

Talk of unrestricted free agency in the early '90s led many to forecast tough times for the small-town Green Bay Packers.

- ▶ However, Green Bay has remained among the most successful teams since the advent of free agency in 1993. The Packers have won 10 or more games 13 times since '93 and captured nine division crowns.
- ▶ A look at the most successful teams in the free-agency era:

Team	W-L Since '93	Pct.	Playoff Berths
1. New England	221-114-0	.660	15
2. Green Bay	212-122-1	.634	15
3. Pittsburgh	208-126-1	.622	13
4. Denver	199-136-0	.594	11
5. Indianapolis	197-138-0	.588	15

IN THE LEAGUE RANKINGS, 2013



GREEN BAY (Team)				CHICAGO (Team)			
Category	NFC	NFL		Category	NFC	NFL	
Turnover Margin (-3)	11	18T		Turnover Margin (+5)	8	11	
Points Scored (25.6)	5		9	Points Scored (27.8)	2T	3T	
Points Allowed (26.7)	11		24	Points Allowed (29.7)	8	30	
Total Offense (395.4)	3		4	Total Offense (384.3)	5	8	
Rushing (131.7)	5		7	Rushing (113.8)	10	18	
Passing (263.7)	4		7	Passing (270.5)	3	5	
Total Defense (374.1)	11		26	Total Defense (389.3)	13	29	
vs. Rush (125.3)	13		26	vs. Rush (161.5)	16	32	
vs. Pass (248.8)	10		21	vs. Pass (227.8)	6	14	
Third-Down Offense (40.4%)	7		10	Third-Down Offense (41.7%)	6	9	
Third-Down Defense (37.6%)	8		15	Third-Down Defense (40.7%)	11	23	
Red-Zone Offense (50.8%)	15		27	Red-Zone Offense (55.4%)	6	14	
Red-Zone Defense (58.5%)	12T		20T	Red-Zone Defense (58.5%)	12T	20T	
GREEN BAY (Individual)				CHICAGO (Individual)			
Category	NFC	NFL		Category	NFC	NFL	
Passing: Rodgers (108.0)	3		4	Passing: Cutler (88.1)	11	16	
Rushing: Lacy (1,112)	6		7	Rushing: Forté (1,229)	3	4	
Receptions: Nelson (75)	10		18T	Receptions: Marshall (94)	2	5T	
Rec. Yds.: Nelson (1,153)	7		13	Rec. Yds.: Jeffery (1,341)	2	6	
Interceptions: Williams/Shields (3)	14T		27T	Interceptions: 3 players (3)	14T	27T	
Sacks: Matthews (7.5)	20T		37T	Sacks: Peppers (6.5)	25T	47T	














* does not include the MNF game



2013 SCHEDULE NOTES

2013 OPPONENTS

*does not include MNF

	Record	NFL Rank (2013)	
		Offense	Defense
 Atlanta Falcons(4-10)		15	28
 at Baltimore Ravens ...(8-7)		29	9
 Chicago Bears(8-7)		8	29
 at Cincinnati Bengals...(10-5)		10	5
 Cleveland Browns(4-11)		14	10
 at Dallas Cowboys(8-7)		22	32
 Detroit Lions.....(7-8)		3	16
 Minnesota Vikings.....(4-10-1)		12	31
 at New York Giants.....(6-9)		30	12
 Philadelphia Eagles.....(9-6)		2	30
 Pittsburgh Steelers.....(7-8)		16	14
 at San Francisco 49ers...(10-4)		25	2
 Washington Redskins...(3-12)		9	21

A LOOK AT THE SCHEDULE

The Green Bay Packers' 93rd NFL regular-season schedule is headlined by two prime-time games and a Thanksgiving contest at Detroit.

- ▶ Green Bay's schedule includes seven games against 2012 playoff teams, with three of those contests (Atlanta, Minnesota, Washington) at Lambeau Field and four on the road (Baltimore, Cincinnati, Minnesota, San Francisco). The Packers will travel to play both of the teams that played in Super Bowl XLVII (Baltimore and San Francisco).
- ▶ The Packers have two prime-time contests at home (vs. Chicago on *Monday Night Football* in Week 9 and vs. Atlanta on Sunday night in Week 14) and two on the road (Sunday night contests at Minnesota in Week 8 and at the N.Y. Giants in Week 11). Green Bay plays at Detroit on Thanksgiving in a nationally televised contest.
- ▶ The Packers' bye was in Week 4, the earliest their open date has come on the schedule since they had a Week 4 bye in 1999.
- ▶ For the first time since entering the National Football League in 1921, Green Bay does not have back-to-back road games on its schedule.
- ▶ The Packers have 14 games on Sunday, including seven straight to start the season, one Monday night game and the Thursday game on Thanksgiving.
- ▶ For just the second time in eight seasons under Head Coach **Mike McCarthy** (also 2010), the Packers opened the season on the road, this year against San Francisco on Sunday, Sept. 8. Green Bay opened its season against the 49ers for the second straight year and at San Francisco for the first time in franchise history.
- ▶ In Week 2, the Packers opened their home slate against the Redskins for the first time since 1933, when they hosted the Boston Redskins in the season opener.
- ▶ Green Bay headed into its Week 4 bye with a road contest at Cincinnati in Week 3, and then hosted Detroit in Week 5, the third time in the past five seasons that the Lions have visited Lambeau Field in October.
- ▶ The Packers traveled to Baltimore in Week 6 to take on the Ravens, the second straight season that Green Bay had visited the defending Super Bowl champions (N.Y. Giants in 2012).
- ▶ Green Bay's Week 8 trip to Minnesota for a Sunday night contest kicked off a stretch of two prime-time games in three weeks for the Packers.
- ▶ In Week 9, the Packers hosted the Bears in a Monday night game, the 21st consecutive season that Green Bay has appeared on *Monday Night Football* (1993-2013). It marks the eighth straight season (2006-13) that the division rivals have squared off in a prime-time contest.
- ▶ Green Bay stayed home on a short week to host the Eagles in Week 10 before traveling to New York for the third straight season to play the Giants.
- ▶ The Packers visited Detroit on Thanksgiving (Week 13) for the fourth time in seven seasons (2007, 2009, 2011) and then returned home for a Week 14 contest against Atlanta in Week 14.
- ▶ The Packers' lone NFC North contest in the final month of the season comes in Week 17 at Chicago, the second time under McCarthy (also 2006) that Green Bay has closed out the regular season at Soldier Field. The Packers visited Dallas in Week 15 and hosted Pittsburgh in the home finale in Week 16.



STREAKS & MILESTONES – REGULAR SEASON

18 RANDALL COBB

- ▶ Set a single-season franchise record with a league-high 2,342 combined net yards in 2012, topping the previous team mark of 2,250 yards by RB Ahman Green in 2003.
- ▶ Has three kick return scores (two punts, one kickoff) in his career, which ties him for No. 2 in franchise history behind only RB Travis Williams' six return TDs (one punt, five kickoffs).
- ▶ Is tied for No. 5 in the NFL with the three total kick return TDs since 2011.

2 MASON CROSBY

- ▶ His 894 points from 2007-13 rank No. 1 in NFL history for the most points scored by a player in his first seven seasons, topping the mark of Indianapolis K Mike Vanderjagt (874, 1998-2004).
- ▶ In 2011, set a franchise record with a 58-yard field goal in Week 7 at Minnesota, eclipsing the mark of 56 yards he held (Week 1 at Philadelphia, 2010; Week 5 at Atlanta, 2011).
- ▶ Ranks No. 2 in team annals with 894 career points (Ryan Longwell, 1,054), having surpassed Don Hutson (823) at Minnesota in Week 8.
- ▶ Reached the 800-point mark for his career in his 100th game, the fastest in franchise history ahead of Longwell (107 games).
- ▶ Ranks No. 2 in team history for the most 100-point seasons with seven, trailing only Longwell (eight).
- ▶ Made 23 straight field goals from Week 13 of 2010 through Week 10 of 2011, the longest regular-season streak in franchise history as he eclipsed Chris Jacke's mark of 17 (1993).
- ▶ For his career, has hit 120 of 131 field goals (91.6 percent) from 39 yards and closer.
- ▶ Has made 44 of 62 field goals (71.0 percent) from 40-49 yards.
- ▶ Has hit 19 of 40 field goals (47.5 percent) from 50-plus yards.

50 A.J. HAWK

- ▶ Is tied for No. 2 in franchise history for the most seasons leading the team in tackles with four (2006, 2008, 2010, 2012). He trails only LB Nick Barnett, who led the team in tackles five times (2003-05, 2007, 2009).
- ▶ Has either led the team or finished second in tackles in six of his seven seasons in Green Bay. Has posted 100-plus tackles in six of seven seasons.
- ▶ Currently has 1,010 career tackles, which ranks No. 2 in team history (since defensive stats began to be recorded by coaches in 1975). Needs five tackles to move past No. 2 Nick Barnett (1,014 tackles, 2003-10) and 11 to move past No. 1 John Anderson (1,020, 1978-89).

89 JAMES JONES

- ▶ Led the NFL with 14 TD catches in 2012, the first Packer to lead the league in the category since WR Sterling Sharpe did so with a franchise-record 18 in 1994.

- ▶ Caught at least two TD passes in three straight games in 2012 (Weeks 4-6), joining Don Hutson (1943) as the only players in franchise history to accomplish that feat.
- ▶ Caught at least five TD passes each of the past four seasons (2009-12), the first Packer to do so since WR Antonio Freeman accomplished the feat in six consecutive seasons (1996-2001).
- ▶ Was the only offensive player on the Packers to play in every regular-season game from 2009-12.
- ▶ Ranks No. 11 in franchise history with 37 career TD catches. Needs three more TD grabs to move past Paul Coffman (39) for the No. 10 spot.

8 TIM MASTHAY

- ▶ Ranks No. 1 in franchise history (min. 150 punts) with a 44.3-yard gross punting average.
- ▶ Set a single-season franchise record with his 45.6-yard gross average in 2011, surpassing Craig Hentrich's 45.0-yard mark in 1997.
- ▶ Tied Sean Landeta's single-season franchise record (1998) by placing 30 punts inside the 20-yard line in 2012.
- ▶ Holds the top three single-season marks for net punting average in franchise history (since 1976) with a 38.93 average in 2012, a 38.56 average in 2011 and a 37.65 average in 2010.
- ▶ Ranks No. 2 in team annals (since 1976) with 100 punts placed inside the 20-yard line in his career. Trails only Craig Hentrich (104) in the franchise record book.

52 CLAY MATTHEWS

- ▶ Only player in franchise history to be named to the Pro Bowl each of his first four seasons in the league (2009-12).
- ▶ Only player in team history to score a defensive TD in each of his first three seasons in the league (2009-11).
- ▶ His 17 sacks in his first 20 games were the most by an NFL player to start his career at the time, eclipsing the mark of 16.5 set by Leslie O'Neal (1986, 1988) and John Abraham (2000-01).
- ▶ Is the first NFL player since sacks became an official stat in 1982 to post a double-digit sack total and a defensive TD in each of his first two seasons in the league.
- ▶ First player in franchise annals to post 10-plus sacks in each of his first two years in the NFL.
- ▶ Ranks No. 5 in team history with 50.0 career sacks.
- ▶ His 29.5 sacks from 2009-11 were tied for No. 1 in team history with Tony Bennett for the most sacks by a Packer in his first three seasons in the league.
- ▶ Ranks No. 6 in the NFL with 50.0 sacks since entering the league 2009.
- ▶ Set a franchise rookie record with 10 sacks in 2009.

Two years after he co-founded the Packers with Curly Lambeau, George Calhoun began writing a piece called The Dope Sheet, which served as the official press release and game program from 1921-24.





STREAKS & MILESTONES – REGULAR SEASON

87 JORDY NELSON

- ▶ Ranks No. 6 in the NFL with 30 TD catches since 2011 and is tied for No. 4 in the league with 17 TD grabs at home over that span.
- ▶ His 22 TD grabs from 2011-12 were the most by a Packer over a two-year span since WR Antonio Freeman posted 26 TDs from 1997-98.
- ▶ Caught 15 TD passes in 2011, joining WRs Sterling Sharpe (18 in 1994) and Don Hutson (17 in 1942) as the only players in franchise annals to catch 15-plus TD passes in a season.
- ▶ With three TD grabs of 80-plus yards during his career, Nelson is tied for No. 2 among active NFL players behind only Vikings WR Greg Jennings (four).
- ▶ Ranks No. 11 in franchise history with 4,429 career receiving yards.
- ▶ Ranks No. 12 in franchise history with 36 career TD catches. Trails No. 11 James Jones (37) by one TD.
- ▶ Among players with 250-plus catches, ranks No. 9 in franchise history with a 15.2-yard receiving average.

12 AARON RODGERS

- ▶ Ranks No. 1 in NFL history with a 105.2 career passer rating.
- ▶ Set an NFL single-season record in 2011 with a 122.5 passer rating and set team marks for TD passes (45), passing yards (4,643), completion percentage (68.3), yards per attempt (9.25), TD/INT ratio (7.50) and 300-yard games (eight).
- ▶ Posted 21,332 passing yards from 2008-12, the most in NFL history by a quarterback in his first five seasons as a starter.
- ▶ Threw a TD pass in 35 straight regular-season games at Lambeau Field from 2008-12, a team record (previous mark was 25 by Brett Favre, 1992-96). It was the second-longest home streak in NFL history behind Dan Marino's 39-game streak from 1983-88.
- ▶ Tied a single-game franchise record with six TD passes at Houston in Week 6 of 2012, matching Matt Flynn's mark (Jan. 1, 2012, vs. Detroit).
- ▶ In 86 regular-season starts, has 31 career 300-yard games, 35 three-TD games and 47 zero-INT games (min. 15 attempts).
- ▶ Has posted a 100-plus passer rating 51 times. Set an NFL record for quarterbacks whose careers started since 1970 with 43 games with a 100-plus passer rating in his first 75 starts.
- ▶ Posted a 100-plus passer rating in four straight seasons (2009-12), one of only two QBs in league history to accomplish that feat (Steve Young, 1991-94).
- ▶ Is the only QB in team history with three 400-yard passing games, including a 480-yard effort vs. Washington in Week 2 this season that tied a franchise record.
- ▶ When he hit the 150-TD mark for his career, he had thrown just 42 INTs to that point, the fewest in NFL history as he surpassed Dan Marino's mark of 69 INTs at the time of his 150th TD pass.
- ▶ In 2009, became first QB in NFL history to throw 30 or more TDs, seven or fewer INTs, and rush for five TDs in the same season.
- ▶ Has registered a passer rating over 110.0 in four or more consecutive games three times in his career (Weeks 3-7, 2009; Week 9, Weeks

- 11-13, 2010; Weeks 1-7, 9-12, 2011), one of only two quarterbacks in franchise history (Bart Starr, 1966) to accomplish the feat in a single season.
- ▶ Is the only NFL QB since the 1970 merger to post four straight 110-plus rating games in three straight seasons (2009-11).
- ▶ Posted four or more rushing TDs in three straight seasons (2008-10), becoming only the second Packers QB to accomplish that feat (Tobin Rote, 1954-56), and eclipsed 300 rushing yards in back-to-back seasons (2009-10), the first since Rote in 1954-56.
- ▶ Ranks No. 2 in team history with 186 TD passes, having surpassed Bart Starr (152) in Week 8 of 2012.
- ▶ With 18 career rushing TDs, ranks No. 2 in team history among QBs behind only Tobin Rote (29).

		NFL Offense			NFL Defense		
		Total	Rush	Pass	Total	Rush	Pass
After							
Week ...	Opp.						
1	at SF	11	26T	8	31	20T	30
2	WAS	1	16	2	29	17	30
3	at Cin	3	10	3	27	11	27
4	(bye)	3	9	3	28	8	28
5	DET	3	5	4	19	5	26
6	at Bal	2	5	4	18	3	28
7	CLE	2	6	4	15	3	24
8	at Min	2	3	5	11	4	21
9	CHI	2	2	6	15	5	20
10	PHI	3	6	5	18	13	21
11	at NYG	3	6	5	18	12T	21
12	MIN	2	5	5	20	19	20
13	at Det	5	8	7	24	26	22
14	ATL	5	10	9	21	25	21
15	at Dal	4	7	7	26	25	22
16	PIT*	4	7	7	26	26	21
17	at Chi						
* does not include Monday Night Football game							
Packers in 2012		13	20	9	11	17	11
Packers in 2011		3	27	3	32	14	32
Packers in 2010		9	24	5	5	18	5
Packers in 2009		6	14	7	2	1	5
Packers in 2008		8	17	8	20	26	12
Packers in 2007		2	21	2	11	14	12
Packers in 2006		9	23	8	12	13	17
Packers in 2005		18	30	7	7	23	1
Packers in 2004		3	10	3	25	14	25
Packers in 2003		4	3	16	17	10	23
Packers in 2002		12	12	10	12	21	3
Packers in 2001		6	21	3	12	16	15
Packers in 2000		15	23	8	15	8	19
Packers in 1999		9	21	7	19	22	18
Packers in 1998		5	25	3	4	4	10
Packers in 1997		4	12	3	7	20	8
Packers in 1996		5	11	5	1	4	1
Packers in 1995		7	26	3	14	7	21
Packers in 1994		9	19	9	6	3	15
Packers in 1993		19	22	18	2	8	7
Packers in 1992		15	21	9	23	16	23



PACKERS STARTERS – OFFENSE

WR Jordy Nelson, 6th Year, Kansas State, D2a-08

- ▶ Leads the team in receptions (75), receiving yards (1,153) and receiving TDs (eight). Ranks No. 13 in the NFL this season in receiving yards.
- ▶ Ranks No. 6 in the NFL with 30 TD catches since 2011 and is tied for No. 4 in the league with 17 TD grabs at home over that span.
- ▶ With 15 TD catches in 2011, became only the third player in franchise history to catch 15 or more TDs in a season, joining WRs Sterling Sharpe (18 in 1994) and Don Hutson (17 in 1942).
- ▶ Became the first player since the 1970 AFL-NFL merger to post three 80-yard TD grabs over an eight-game span in the regular season (Week 16, 2010-Week 6, 2011).

LT David Bakhtiari, Rookie, Colorado, D4a-13

- ▶ Has started all 15 games at left tackle this season, the only rookie in the NFL to do so in 2013.
- ▶ Became just the fourth Green Bay rookie to start at LT in the season opener since the 1970 AFL-NFL merger and the first since 1985.
- ▶ Earned second-team All-Pacific-12 honors from the conference's coaches each of his last two seasons (sophomore and junior) at Colorado.
- ▶ Was named to the watch lists for both the Outland Trophy and the Lombardi Award in 2012.

LG Josh Sitton, 6th Year, Central Florida, D4b-08

- ▶ Has started 77 games since 2009, the most by an offensive player in a Green Bay uniform over that span.
- ▶ Was named to his first career Pro Bowl in 2012, becoming the first Green Bay guard to be selected since Marco Rivera in 2004.
- ▶ Was named 2010 Offensive Lineman of the Year by the NFL Alumni Association.
- ▶ According to STATS LLC, allowed only 7.5 sacks in his first four seasons as a starter (2009-12).
- ▶ Was the only Packer on either side of the ball to not miss a snap from 2009-10.

C Evan Dietrich-Smith, 4th Year, Idaho State, FA-10

- ▶ Has started a career-high 15 games at C this season. Appeared in all 16 contests last season with six starts (four at LG, two at C).
- ▶ Has started games at three different positions during his career (17 at C, five at LG, two at RG).
- ▶ Rejoined the Packers in Week 17 of 2010 after being released at the end of training camp that season; spent the first four weeks of the season with Seattle.
- ▶ Was the only non-drafted rookie to make the Packers' opening-day roster in 2009.
- ▶ Set an Idaho State record with 44 starts on the offensive line, playing all five positions in his college career, including the last two years at LT.

RG T.J. Lang, 5th Year, Eastern Michigan, D4-09

- ▶ Has started games at four different positions on the line as a pro (27 at LG, 15 at RG, five at RT, two at LT). Played C in Week 10 this season.
- ▶ Started 15 of 16 games last season (12 at LG, three at RT) and has started 44 contests since 2011.
- ▶ Started games at both tackle spots in his first season (2009) and became the first Packers rookie to start consecutive games at left tackle since Chad Clifton in 2000.
- ▶ Began his college career as a defensive lineman, but converted to the offensive line as a sophomore and started 36 straight games (10 at RT, 26 at LT) over his final three years.

RT Don Barclay, 2nd Year, West Virginia, FA-12

- ▶ Appeared in all 16 games in 2012, the only Green Bay rookie on the offensive side of the ball to do so last season.
- ▶ Including playoffs, started 15 consecutive games at RT before missing the games in Weeks 11-12 due to a knee injury. Returned in Week 13.
- ▶ Was one of four rookie free agents to make the Packers' opening-day roster in 2012.
- ▶ Started three years at LT for West Virginia and tied a school record by playing in 52 career games, including 39 consecutive contests.

TE Andrew Quarless, Fourth Year, Penn State, D5a-10

- ▶ Has appeared in all 15 contests with a career-high nine starts this season after missing the entire 2012 campaign due to a significant knee injury sustained in Week 13 of the 2011 season at the N.Y. Giants.
- ▶ Has posted career highs in catches (30), receiving yards (281) and TD catches (two) this season.
- ▶ Played in 23 games with five starts in his first two seasons (2010-11).
- ▶ Finished his career at Penn State with school records for most receptions by a TE in a career (87) and a single season (41 in 2001). Finished second in school history for the most receiving yards by a TE with 1,146.

WR James Jones, 7th Year, San Jose State, D3a-07

- ▶ Led the NFL with 14 TD catches in 2012, becoming the first Packer to lead the league in TD catches since WR Sterling Sharpe did so with a franchise-record 18 in 1994.
- ▶ Has caught 17 TD passes since 2012, which is tied for No. 7 in the NFL.
- ▶ Caught at least five TD passes each of the past four seasons (2009-12), becoming the first Packer to do so since WR Antonio Freeman accomplished the feat in six straight seasons (1996-2001).
- ▶ Played in all 16 games each season from 2009-12, one of only six NFL wide receivers to do so over that span.

QB Aaron Rodgers, 9th Year, California, D1-05

- ▶ His career passer rating of 105.2 ranks No. 1 in NFL history.
- ▶ Ranks No. 4 in the NFL this season in passer rating (108.0), No. 2 in yards per attempt (8.84), No. 4 in TD/INT ratio (3.75) and No. 4 in completion percentage (66.9)
- ▶ Posted 21,332 passing yards from 2008-12, which ranks No. 1 in league history for the most passing yards by a QB in his first five seasons as a starter (previous record was Peyton Manning, 20,618, 1998-2002).
- ▶ In 86 regular-season starts (57-29 record), has posted 31 games with 300-plus passing yards, 47 without an interception and 51 with a 100-plus passer rating (min. 15 attempts).
- ▶ In 2011, set an NFL record with a 122.5 passer rating and set franchise marks for TD passes (45), passing yards (4,643), completion percentage (68.3), yards per attempt (9.25) and 300-yard games (eight) on his way to earning NFL Most Valuable Player honors from *The Associated Press*.

RB Eddie Lacy, Rookie, Alabama, D2-13

- ▶ Ranks No. 1 in the league among rookies and No. 7 among all players with 1,112 rushing yards this season, despite missing one full game and nearly all of another due to a concussion.
- ▶ Ranks No. 1 in franchise history for the most rushing yards by a rookie in a single season, No. 1 in attempts (263), and tied for No. 1 for most 100-yard rushing games by a rookie with four (John Brockington, four in 1971).
- ▶ Became just the third Green Bay rookie since the merger to start the season opener at RB, joining Brandon Jackson (2007) and John Brockington (1971).
- ▶ Earned first-team All-Southeastern Conference following his first full season as the starter in 2012, rushing for 1,322 yards and 17 TDs on 204 carries (6.5 avg.). The 17 rushing TDs were a single-season school record and his yardage total was the sixth highest in school annals.

FB John Kuhn, 8th Year, Shippensburg, W-07 (Pit)

- ▶ Has played in 106 of 111 games (113 of 118 including playoffs) during his six-plus seasons in Green Bay, appearing in all 16 regular-season contests in four of those seasons.
- ▶ Selected to the Pro Bowl in 2011, becoming the first Green Bay fullback to be honored since William Henderson in 2004.
- ▶ Only player on the team to have a rushing and receiving touchdown each season from 2008-11, and was the first Packer to achieve that feat since RB Ahman Green (2001-04).
- ▶ Led the team with four rushing TDs in 2011 and led the running backs with six total TDs.



PACKERS STARTERS – DEFENSE

LDE B.J. Raji, 5th Year, Boston College, D1a-09

- ▶ Earned his first bid to the Pro Bowl in 2011, becoming the first Green Bay defensive tackle since Bob Brown in 1972 to be voted to the all-star team.
- ▶ Has played in 68 games since 2010 (including playoffs), tied for the second most in the NFL by a defensive lineman over that span.
- ▶ Led all NFL nose tackles with 6½ sacks in 2010, the third most recorded by a nose tackle since 1990 (according to STATS LLC).
- ▶ Named to the *Pro Football Weekly*/PFWA All-Rookie team in 2009, the first Green Bay defensive lineman to be selected since DE Vonnie Holliday in 1998.

NT Ryan Pickett, 13th Year, Ohio State, UFA-06 (StL)

- ▶ Has played in 193 of a possible 207 regular-season games during his career, missing just nine contests due to injury.
- ▶ Was the only Green Bay defensive lineman to start all 16 games last season and led the line with 75 tackles (27 solo).
- ▶ Key component of Packers' No. 1-ranked rushing defense in 2009 (franchise-record 83.3 yards allowed per game), the first time in team history that Green Bay led the league in that category.
- ▶ Signed with Green Bay as an unrestricted free agent in 2006 after spending five seasons with St. Louis (2001-05). Led all NFL defensive linemen with 115 tackles in 2005.

RDE Mike Daniels, 2nd Year, Iowa, D4a-12

- ▶ Has played in all 15 games with one start this season and ranks No. 2 on the team with a career-high 6.5 sacks. Ranks No. 6 in the NFL in sacks among defensive tackles.
- ▶ Appeared in 14 contests as a rookie in 2012 and posted 19 tackles (11 solo), two sacks, a team-high two fumble recoveries and a pass defensed.
- ▶ Returned a fumble 43 yards for a TD last season vs. Detroit in Week 14, the longest fumble return for a TD by a rookie in franchise history.
- ▶ Starred as an interior pass rusher at Iowa, posting a team-high 24.5 tackles for loss and 13 sacks from 2010-11.

LOLB Nick Perry, 2nd Year, Southern California, D1-12

- ▶ Has played in 10 games with six starts this season and has registered 39 tackles (21 solo), four sacks and three forced fumbles.
- ▶ Held the starting role at LOLB for the first six games of his rookie campaign in 2012 before succumbing to a wrist injury that ended his season.
- ▶ Earned first-team All-Pacific-12 recognition as a junior at Southern California in 2011, registering a team-high and career-best 9.5 sacks. His sack total led the Pac-12 and was tied for No. 14 nationally.
- ▶ Was one of six finalists for the Hendricks Award in 2011, which is given to the nation's top defensive end.

BLB A.J. Hawk, 8th Year, Ohio State, D1-06

- ▶ Leads the team with 144 tackles (107 solo) this season and is tied for No. 3 on the club with a career-high five sacks.
- ▶ Has either led the team or finished second in tackles in six of his seven seasons in Green Bay. Led the team with 142 tackles (105 solo) in 2012.
- ▶ Has appeared in 125 of a possible 127 regular-season games in his career, starting 122 of them.
- ▶ Has posted 1,016 tackles (729 solo), 16½ sacks, nine interceptions, 39 passes defensed, three forced fumbles and five fumble recoveries during his career.

MLB Brad Jones, 5th Year, Colorado, D7-09

- ▶ Ranks No. 3 on the team with 98 tackles (73 solo) this season and has added three sacks, a forced fumble and a fumble recovery.
- ▶ Came on in relief of D.J. Smith, who sustained a season-ending knee injury in 2012 in Week 6 at Houston, and made his first career start on the inside (13 starts at OLB) at St. Louis in Week 7. Registered 99 tackles (69 solo), two sacks and a forced fumble in his 10 starts last season.

- ▶ Became a core member on special teams in 2011, appearing in a career-high 15 games and recording a career-best 11 coverage tackles.
- ▶ Worked at OLB for his first three seasons, including his rookie campaign of 2009 that saw him start seven games and register a career-high four sacks.

ROLB Clay Matthews, 5th Year, Southern California, D1b-09

- ▶ Ranks No. 6 in the NFL since entering the league in 2009 with 50.0 sacks. His sack total ranks No. 5 in team history.
- ▶ Became the first Packer in team history to earn Pro Bowl recognition in each of his first four seasons in the NFL (2009-12).
- ▶ Is the only player in franchise history to score a defensive TD (interception or fumble return) in each of his first three seasons in the NFL (2009-11).
- ▶ Named first-team All-Pro by *The Associated Press* in 2010, the first Green Bay LB to earn that honor since Tim Harris in 1989. Finished second to Pittsburgh safety Troy Polamalu in the AP's Defensive Player of the Year voting.

LCB Tramon Williams, 7th Year, Louisiana Tech, FA-06

- ▶ Ranks No. 3 in the league in interceptions (18) and ranks No. 5 in the NFL in INT return yards (306) since 2010 (including playoffs).
- ▶ Ranked No. 2 on the team with 24 passes defensed last season, which matched his career high set in 2011.
- ▶ Despite suffering a shoulder injury in the 2011 season opener, went on to start 15 games that season and post career highs for tackles (65) and passes defensed (24). Also added four interceptions.
- ▶ With three interceptions during the 2010 playoffs, tied Joe Laws (1944) and Craig Newsome (1996) for the franchise single-postseason record.

RCB Sam Shields, 4th Year, Miami, FA-10

- ▶ Has started all 13 games he has appeared in this season and leads the team with 23 passes defensed.
- ▶ Was limited to 10 games with eight starts last season due to injury, but registered 38 tackles (28 solo), three interceptions, 15 passes defensed (No. 3 on the team) and a sack.
- ▶ Made an impact in 2010 after making the team as a non-drafted rookie, earning the nickel CB job despite playing the position only one season in college.
- ▶ In Green Bay's NFC Championship win over Chicago in the 2010 season, became the first rookie in NFL history to record two INTs and a sack in a postseason contest.

SS Morgan Burnett, 4th Year, Georgia Tech, D3-10

- ▶ Ranks No. 2 on the team with 104 tackles (77 solo) this season, despite missing the first three games due to injury. Has recovered two fumbles, including one for a TD, and added eight passes defensed.
- ▶ Participated in all 1,088 plays for Green Bay's defense in 2012, one of only four non-offensive linemen in the NFL to appear in 100 percent of his team's snaps.
- ▶ Enjoyed his first full season as a pro in 2011, joining DT B.J. Raji as the only two Green Bay defensive players to start all 16 regular-season games.
- ▶ Started the first four games of the 2010 season at SS before sustaining a season-ending knee injury vs. Detroit in Week 4.

FS M.D. Jennings, 3rd Year, Arkansas State, FA-11

- ▶ Has started all 15 contests this season and has posted 75 tackles (58 solo), a sack, a fumble recovery and two passes defensed.
- ▶ Saw the first scrimmage action of his career in 2012, appearing in all 16 contests with 10 starts. Moved into the starting lineup permanently in Week 8 after veteran Charles Woodson sustained a broken collarbone.
- ▶ Started the final nine games at FS and finished the season with 46 tackles (41 solo), six passes defensed and an INT that he returned for a TD.
- ▶ Also contributed regularly on special teams in 2012, finishing with a career-high 10 tackles (tied for No. 3 on the team).

2013 REGULAR-SEASON STATISTICS

	Packers	Opponent
TOTAL FIRST DOWNS	326	313
Rushing	110	107
Passing	187	182
Penalty	29	24
3rd Down: Made/Att	80/198	73/194
3rd Down Pct.	40.4	37.6
4th Down: Made/Att	6/10	10/17
4th Down Pct.	60.0	58.8
POSSESSION AVG.	30:05	29:55
TOTAL NET YARDS	5931	5611
Avg. Per Game	395.4	374.1
Total Plays	998	966
Avg. Per Play	5.9	5.8
NET YARDS RUSHING	1976	1879
Avg. Per Game	131.7	125.3
Total Rushes	425	408
NET YARDS PASSING	3955	3732
Avg. Per Game	263.7	248.8
Sacked/Yards Lost	42/265	43/236
Gross Yards	4220	3968
Att./Completions	531/341	515/317
Completion Pct.	64.2	61.6
HAD INTERCEPTED	14	10
PUNTS/AVERAGE	62/44.7	66/43.3
Net Punting Avg.	62/39.7	66/36.0
PENALTIES/YARDS	85/786	94/843
FUMBLES/BALL LOST	17/9	16/10
TOUCHDOWNS	42	47
Rushing	16	14
Passing	23	28
Returns	3	5

SCORE BY PERIODS

	Q1	Q2	Q3	Q4	OT	PTS
PACKERS	78	92	106	105	3	384
OPPONENTS	72	103	101	121	3	400

SCORING

	TD	-Ru	-Pa	-Rt	K-PAT	FG	S	PTS
Mason Crosby	0	0	0	0	39/39	31/35	0	132
Eddie Lacy	10	10	0	0			0	60
Jordy Nelson	8	0	8	0			0	48
James Starks	4	3	1	0			0	24
Jarrett Boykin	3	0	3	0			0	18
Jermichael Finley	3	0	3	0			0	18
James Jones	3	0	3	0			0	18
Randall Cobb	2	0	2	0			0	12
Andrew Quarless	2	0	2	0			0	12
Brandon Bostick	1	0	1	0			0	6
Morgan Burnett	1	0	0	1			0	6
Johnathan Franklin	1	1	0	0			0	6
Micah Hyde	1	0	0	1			0	6
M.D. Jennings	1	0	0	1			0	6
John Kuhn	1	1	0	0			0	6
Scott Tolzien	1	1	0	0			0	6
PACKERS	42	16	23	3	39/39	31/35	0	384
OPPONENTS	47	14	28	5	44/45	24/30	1	400

2-Pt Conversions: Packers 0-3, Opponents 0-2

SACKS: Clay Matthews 7.5, Mike Daniels 6.5, A.J. Hawk 5, Mike Neal 5, Nick Perry 4, Datone Jones 3.5, Brad Jones 3, Tramon Williams 2.5, Jamari Lattimore 2, Davon House 1, Micah Hyde 1, M.D. Jennings 1, Johnny Jolly 1, PACKERS 43, OPPONENTS 42

RUSHING

	No	Yds	Avg	Long	TD
Eddie Lacy	263	1112	4.2	60	10
James Starks	78	405	5.2	34	3
Aaron Rodgers	29	115	4.0	18	0
Johnathan Franklin	19	107	5.6	51	1
Randall Cobb	4	78	19.5	67	0
Matt Flynn	17	61	3.6	17	0
Scott Tolzien	5	55	11.0	19	1
John Kuhn	9	37	4.1	12	1
M.D. Jennings	1	6	6.0	6	0
PACKERS	425	1976	4.6	67	16
OPPONENTS	408	1879	4.6	41	14

PASSING

	Att	Cmp	Yds	Cmp%	Yds/Att	TD	TD%	Int	Int%	Long	Sack/Lost	Rating
Aaron Rodgers	251	168	2218	66.9	8.84	15	6.0	4	1.6	83t	18/112	108.0
Matt Flynn	166	102	1146	61.4	6.90	7	4.2	4	2.4	56	17/102	86.1
Scott Tolzien	90	55	717	61.1	7.97	1	1.1	5	5.6	52	3/26	66.8
Seneca Wallace	24	16	139	66.7	5.79	0	0.0	1	4.2	17	4/25	64.4
PACKERS	531	341	4220	64.2	7.95	23	4.3	14	2.6	83t	42/265	92.2
OPPONENTS	515	317	3968	61.6	7.70	28	5.4	10	1.9	63	43/236	95.5

RECEIVING

	No	Yds	Avg	Long	TD
Jordy Nelson	75	1153	15.4	76t	8
James Jones	53	776	14.6	83t	3
Jarrett Boykin	47	673	14.3	52	3
Eddie Lacy	33	242	7.3	34	0
Andrew Quarless	30	281	9.4	22	2
Randall Cobb	29	378	13.0	38	2
Jermichael Finley	25	300	12.0	52	3
John Kuhn	13	81	6.2	20	0
James Starks	9	82	9.1	23	1
Myles White	9	66	7.3	15	0
Brandon Bostick	7	120	17.1	26	1
Ryan Taylor	6	30	5.0	8	0
Johnathan Franklin	4	30	7.5	10	0
Jeremy Ross	1	8	8.0	8	0
PACKERS	341	4220	12.4	83t	23
OPPONENTS	317	3968	12.5	63	28

INTERCEPTIONS

	No	Yds	Avg	Long	TD
Tramon Williams	3	10	3.3	10	0
Sam Shields	3	-4	-1.3	1	0
Davon House	1	11	11.0	11	0
A.J. Hawk	1	7	7.0	7	0
Mike Neal	1	5	5.0	5	0
Jarrett Bush	1	0	0.0	0	0
PACKERS	10	29	2.9	11	0
OPPONENTS	14	276	19.7	76	3

PUNTING

	No	Yds	Avg	Net	TB	In 20	LG	Blk
Tim Masthay	62	2774	44.7	39.7	5	22	62	0
PACKERS	62	2774	44.7	39.7	5	22	62	0
OPPONENTS	66	2857	43.3	36.0	7	24	61	1

PUNT RETURNS

	Ret	FC	Yds	Avg	Long	TD
Micah Hyde	23	13	296	12.9	93t	1
Randall Cobb	3	5	23	7.7	16	0
Jeremy Ross	2	2	20	10.0	11	0
John Kuhn	1	0	0	0.0	0	0
PACKERS	29	20	339	11.7	93t	1
OPPONENTS	19	19	212	11.2	41	0

KICKOFF RETURNS

	No	Yds	Avg	Long	TD
Micah Hyde	21	513	24.4	70	0
Jeremy Ross	6	75	12.5	21	0
Johnathan Franklin	4	82	20.5	26	0
John Kuhn	2	40	20.0	21	0
Chris Banjo	1	12	12.0	12	0
Randall Cobb	1	10	10.0	10	0
Michael Hill	1	19	19.0	19	0
Jake Stoneburner	1	0	0.0	0	0
PACKERS	37	751	20.3	70	0
OPPONENTS	54	1445	26.8	109t	1

FIELD GOALS

	1-19	20-29	30-39	40-49	50+
Mason Crosby	1/1	12/12	7/7	6/8	5/7
PACKERS	1/1	12/12	7/7	6/8	5/7
OPPONENTS	0/0	9/9	5/7	7/8	3/6

Crosby: () (28G) (41G, 19G, 26G) (26G, 52G, 31G, 42G, 45G) (45G, 44N, 31G, 50G, 31G) (26G, 52N) (30G, 20G, 45G) (30G, 23G) (53N, 42N, 26G, 35G) (24G, 57G) (27G, 20G) (54G) (40G, 33G, 25G) (57G) (22G)
Opponents: (48N, 27G, 33G) (50N) (52N) (53G) (23G) (46G, 44G) (36G) (24G, 27G) (39N, 25G, 41G) (40G, 28G) (36G, 47G, 29G, 35G) (27G, 31N) (52N) (47G, 23G, 43G, 50G, 50G) (31G)

2013 REGULAR-SEASON DEFENSIVE STATISTICS

Official totals - based on coaches' film review, through Dec. 22 vs. Pittsburgh (press box stats used for Steelers game)

SPECIAL TEAMS

Player	Total			Sacks/ Yards	Int/ Yards	Fum Rec	For Fum	Pass Def
	Tackles	Solo	Asst					
A.J. Hawk	144	107	37	5.0/20.0	1/7	1	1	5
Morgan Burnett	104	77	27	0.0/0.0	0/0	2	0	8
Brad Jones	98	73	25	3.0/20.0	0/0	1	1	2
Tramon Williams	86	63	23	2.5/16.5	3/10	2	1	12
M.D. Jennings	75	58	17	1.0/4.0	0/0	1	0	2
Sam Shields	59	55	4	0.0/0.0	3/-4	0	0	23
Mike Neal	54	33	21	5.0/17.0	1/5	0	1	1
Micah Hyde	50	36	14	1.0/10.0	0/0	0	1	4
Clay Matthews	50	30	20	7.5/50.5	0/0	0	3	3
Ryan Pickett	42	16	26	0.0/0.0	0/0	0	0	2
Nick Perry	39	21	18	4.0/29.0	0/0	0	3	1
Johnny Jolly	38	16	22	1.0/2.0	0/0	1	0	1
Mike Daniels	33	20	13	6.5/43.5	0/0	0	0	0
Jamari Lattimore	32	27	5	2.0/2.0	0/0	0	1	0
Davon House	32	26	6	1.0/6.0	1/11	0	0	13
B.J. Raji	30	14	16	0.0/0.0	0/0	0	0	0
Andy Mulumba	28	11	17	0.0/0.0	0/0	1	0	0
Datone Jones	19	10	9	3.5/15.5	0/0	1	0	0
Nate Palmer	18	12	6	0.0/0.0	0/0	0	0	0
Jerron McMillian	17	14	3	0.0/0.0	0/0	0	0	1
Chris Banjo	15	12	3	0.0/0.0	0/0	0	0	1
Casey Hayward	12	7	5	0.0/0.0	0/0	0	0	1
Sean Richardson	10	7	3	0.0/0.0	0/0	0	0	0
C.J. Wilson	10	4	6	0.0/0.0	0/0	0	0	0
Jarrett Bush	9	6	3	0.0/0.0	1/0	0	0	4
Josh Boyd	5	4	1	0.0/0.0	0/0	0	0	0
Robert Francois	2	0	2	0.0/0.0	0/0	0	0	0
Jerel Worthy	1	1	0	0.0/0.0	0/0	0	0	0
Totals	1,112	760	352	43.0/236.0	10/29	10	12	84

Player	TT	FR	FF
Davon House	11	0	0
Chris Banjo	9	0	0
Micah Hyde	8	0	0
Brandon Bostick	7	0	0
Jarrett Bush	6	0	0
Victor Aiyewa	5	0	0
Jamari Lattimore	5	0	0
Andy Mulumba	5	0	0
M.D. Jennings	4	0	0
John Kuhn	4	0	0
Jerron McMillian	4	0	0
Ryan Taylor	4	0	0
Sam Barrington	3	0	0
Tim Masthay	3	0	0
Sean Richardson	3	0	0
Robert Francois	2	0	1
Johnathan Franklin	2	0	0
Chris Harper	2	0	0
Kahlil Bell	1	0	0
Jarrett Boykin	1	0	0
Morgan Burnett	1	0	0
Brett Goode	1	0	0
James Nixon	1	0	0
Nate Palmer	1	0	0
Jake Stoneburner	1	0	0
Totals	95	0	1

DEFENSIVE SCORING

Player	TD	Int		Safeties
		Ret	Ret	
Morgan Burnett	1	0	1	0
M.D. Jennings	1	0	1	0
Totals	2	0	2	0

Defensive touchdowns (2):
 Burnett — 1-yard fumble return at Detroit (11/28)
 Jennings — 24-yard fumble return at Cincinnati (9/22)

MISCELLANEOUS TACKLES

Player	Tackles
T.J. Lang	3
Brandon Bostick	2
Jarrett Boykin	2
Randall Cobb	2
Eddie Lacy	2
Andrew Quarless	2
Jermichael Finley	1
Matt Flynn	1
John Kuhn	1
Totals	16

No	ALPHABETICAL ROSTER...	Pos	Ht	Wt	Birthdate	NFL		College	High School Hometown
						Exp			
54	Aiyewa, Victor	LB	6-1	237	2/4/89		1	Washington	Missouri City, Texas
69	Bakhtiari, David	T	6-4	300	9/30/91	R		Colorado	San Mateo, Calif.
32	Banjo, Chris	S	5-10	207	2/26/90	R		SMU	Sugar Land, Texas
67	Barclay, Don	T/G	6-4	305	4/18/89	2		West Virginia	Harmony, Pa.
22	Bell, Kahlil	RB	5-11	216	12/10/86	5		UCLA	Kentfield, Calif.
93	Boyd, Josh	DE	6-3	310	8/3/89	R		Mississippi State	Philadelphia, Miss.
11	Boykin, Jarrett	WR	6-2	218	11/4/89	2		Virginia Tech	Matthews, N.C.
42	Burnett, Morgan	S	6-1	209	1/13/89	4		Georgia Tech	College Park, Ga.
24	Bush, Jarrett	CB	6-0	200	5/21/84	8		Utah State	Vacaville, Calif.
2	Crosby, Mason	K	6-1	207	9/3/84	7		Colorado	Georgetown, Texas
76	Daniels, Mike	DT	6-0	300	5/5/89	2		Iowa	Blackwood, N.J.
62	Dietrich-Smith, Evan	C/G	6-2	308	7/19/86	4		Idaho State	Salinas, Calif.
10	Flynn, Matt	QB	6-2	225	6/20/85	6		Louisiana State	Tyler, Texas
61	Goode, Brett	LS	6-1	255	11/2/84	6		Arkansas	Fort Smith, Ark.
13	Harper, Chris	WR	6-1	228	9/10/89	R		Kansas State	Wichita, Kan.
50	Hawk, A.J.	LB	6-1	247	1/6/84	8		Ohio State	Centerville, Ohio
31	House, Davon	CB	6-0	195	7/10/89	3		New Mexico State	Palmdale, Calif.
33	Hyde, Micah	CB	6-0	197	12/31/90	R		Iowa	Fostoria, Ohio
43	Jennings, M.D.	S	6-0	187	7/25/88	3		Arkansas State	Calhoun City, Miss.
59	Jones, Brad	LB	6-3	242	4/1/86	5		Colorado	East Lansing, Mich.
95	Jones, Datone	DE	6-4	285	7/24/90	R		UCLA	Compton, Calif.
89	Jones, James	WR	6-1	208	3/31/84	7		San Jose State	San Jose, Calif.
30	Kuhn, John	FB	6-0	250	9/9/82	8		Shippensburg	York, Pa.
27	Lacy, Eddie	RB	5-11	230	6/2/90	R		Alabama	Geismar, La.
70	Lang, T.J.	G	6-4	318	9/20/87	5		Eastern Michigan	Birmingham, Mich.
57	Lattimore, Jamari	LB	6-2	230	10/6/88	3		Middle Tennessee State	Hialeah, Fla.
8	Masthay, Tim	P	6-1	200	3/16/87	4		Kentucky	Murray, Ky.
52	Matthews, Clay	LB	6-3	255	5/14/86	5		Southern California	Agoura Hills, Calif.
55	Mulumba, Andy	LB	6-3	260	1/30/90	R		Eastern Michigan	Montreal, Quebec
96	Neal, Mike	DE/LB	6-3	285	6/26/87	4		Purdue	Merrillville, Ind.
87	Nelson, Jordy	WR	6-3	217	5/31/85	6		Kansas State	Riley, Kan.
74	Newhouse, Marshall	T	6-4	319	9/29/88	4		Texas Christian	Dallas, Texas
51	Palmer, Nate	LB	6-2	248	9/23/89	R		Illinois State	Chicago, Ill.
53	Perry, Nick	LB	6-3	265	4/12/90	2		Southern California	Detroit, Mich.
79	Pickett, Ryan	DT	6-2	340	10/8/79	13		Ohio State	Zephyrhills, Fla.
81	Quarless, Andrew	TE	6-4	252	10/6/88	4		Penn State	Uniondale, N.Y.
90	Raji, B.J.	DT	6-2	337	7/11/86	5		Boston College	Washington Township, N.J.
28	Richardson, Sean	S	6-2	216	1/21/90	2		Vanderbilt	Linden, Ala.
12	Rodgers, Aaron	QB	6-2	225	12/2/83	9		California	Chico, Calif.
78	Sherrod, Derek	T	6-5	321	4/23/89	3		Mississippi State	Columbus, Miss.
37	Shields, Sam	CB	5-11	184	12/8/87	4		Miami	Sarasota, Fla.
71	Sitton, Josh	G	6-3	318	6/16/86	6		Central Florida	Pensacola, Fla.
44	Starks, James	RB	6-2	218	2/25/86	4		Buffalo	Niagara Falls, N.Y.
85	Stoneburner, Jake	TE	6-3	249	8/25/89	R		Ohio State	Dublin, Ohio
65	Taylor, Lane	G	6-3	324	11/22/89	R		Oklahoma State	Arlington, Texas
82	Taylor, Ryan	TE	6-3	254	11/16/87	3		North Carolina	Winston-Salem, N.C.
16	Tolzien, Scott	QB	6-2	213	9/4/87	3		Wisconsin	Palatine, Ill.
73	Tretter, JC	C/G	6-4	307	2/12/91	R		Cornell	Aug. 27
38	Williams, Tramon	CB	5-11	191	3/16/83	7		Louisiana Tech	Napoleonville, La.
98	Wilson, C.J.	DE	6-3	306	3/30/87	4		East Carolina	Pinetown, N.C.
99	Worthy, Jerel	DE	6-2	308	4/26/90	2		Michigan State	Huber Heights, Ohio
Practice Squad									
77	Adams, Aaron	T	6-5	303	5/16/89	R		Eastern Kentucky	Greenacres, Fla.
35	Dennard, Antonio	CB	5-11	189	12/20/89	1		Langston	Chicago, Ill.
72	Gerhart, Garth	C	6-1	310	10/21/88	1		Arizona State	Norco, Calif.
1	Gillett, Alex	WR	6-1	214	5/17/91	R		Eastern Michigan	Clyde, Ohio
20	Rolle, Jumal	CB	6-0	188	5/28/90	R		Catawba	Wilson, N.C.
34	Smith, Orwin	RB	6-0	209	2/27/91	R		Georgia Tech	Phenix City, Ala.
68	Tiller, Andrew	G	6-4	324	3/13/89	2		Syracuse	Central Islip, N.Y.
83	Walker, Tyrone	WR	5-10	191	8/25/90	R		Illinois State	Indianapolis, Ind.
Injured Reserve									
58	Barrington, Sam	LB	6-1	235	10/5/90	R		South Florida	Nov. 5
86	Bostick, Brandon	TE	6-3	250	5/3/89	1		Newberry	Dec. 21
75	Bulaga, Bryan	T	6-5	314	3/21/89	4		Iowa	Aug. 27
18	Cobb, Randall*	WR	5-10	192	8/22/90	3		Kentucky	Oct. 15
6	Dorsey, Kevin	WR	6-1	207	2/23/90	R		Maryland	Aug. 27
13	Cunningham, Sederrick	WR	5-11	192	7/14/89	R		Furman	Aug. 6
88	Finley, Jermichael	TE	6-5	247	3/26/87	6		Texas	Nov. 5
49	Francois, Robert	LB	6-2	255	5/14/85	4		Boston College	Oct. 7
23	Franklin, Johnathan	RB	5-10	205	10/23/89	R		UCLA	Nov. 27
26	Harris, DuJuan	RB	5-8	203	9/3/88	1		Troy	Aug. 27
29	Hayward, Casey	CB	5-11	192	9/9/89	2		Vanderbilt	Nov. 23
97	Jolly, Johnny	DT	6-3	325	2/21/83	5		Texas A&M	Dec. 21
25	Nixon, James	CB	6-0	186	2/2/88	1		California (Pa.)	Nov. 23
64	Van Roten, Greg	G/C	6-3	303	2/26/90	2		Pennsylvania	Oct. 15
9	Wallace, Seneca	QB	5-11	205	8/6/80	10		Iowa State	Nov. 12
19	White, Myles	WR	6-0	182	3/30/90	R		Louisiana Tech	Dec. 10

* designated for return

No	NUMERICAL ROSTER	Pos	Ht	Wt	Age	NFL		College	How Acquired	Reg. season	
						Exp				GP/GS/DNP/IA	
2	Mason Crosby	K	6-1	207	29	7		Colorado	D6c-07		15/0/0/0
8	Tim Masthay	P	6-1	200	26	4		Kentucky	FA-10		15/0/0/0
10	Matt Flynn	QB	6-2	225	28	6		Louisiana State	FA-13		5/4/1/0
11	Jarrett Boykin	WR	6-2	218	24	2		Virginia Tech	FA-12		15/7/0/0
12	Aaron Rodgers	QB	6-2	225	30	9		California	D1-05		8/8/0/7
13	Chris Harper	WR	6-1	228	24	R		Kansas State	W-13 (SF)		4/0/0/6
16	Scott Tolzien	QB	6-2	213	26	3		Wisconsin	FA-13		3/2/3/0
22	Kahlil Bell	RB	5-11	216	27	5		UCLA	FA-13		2/0/0/1
24	Jarrett Bush	CB	6-0	200	29	8		Utah State	W-06 (Car)		11/0/1/3
27	Eddie Lacy	RB	5-11	230	23	R		Alabama	D2-13		14/14/0/1
28	Sean Richardson	S	6-2	216	23	2		Vanderbilt	FA-12		5/0/0/0
30	John Kuhn	FB	6-0	250	31	8		Shippensburg	W-07 (Pit)		14/6/0/1
31	Davon House	CB	6-1	195	24	3		New Mexico State	D4-11		15/5/0/0
32	Chris Banjo	S	5-10	207	23	R		SMU	FA-13		15/1/0/0
33	Micah Hyde	CB	6-0	197	22	R		Iowa	D5a-13		15/2/0/0
37	Sam Shields	CB	5-11	184	26	4		Miami	FA-10		13/13/0/2
38	Tramon Williams	CB	5-11	191	30	7		Louisiana Tech	FA-06		15/15/0/0
42	Morgan Burnett	S	6-1	209	24	4		Georgia Tech	D3-10		12/12/0/3
43	M.D. Jennings	S	6-0	195	25	3		Arkansas State	FA-11		15/15/0/0
44	James Starks	RB	6-2	218	27	4		Buffalo	D6-10		12/1/0/3
50	A.J. Hawk	LB	6-1	242	29	8		Ohio State	D1-06		15/15/0/0
51	Nate Palmer	LB	6-2	248	24	R		Illinois State	D6-13		7/2/0/8
52	Clay Matthews	LB	6-3	255	27	5		Southern California	D1b-09		11/11/0/4
53	Nick Perry	LB	6-3	265	23	2		Southern California	D1-12		10/6/0/5
54	Victor Aiyewa	LB	6-1	237	24	1		Washington	FA-13		4/0/0/0
55	Andy Mulumba	LB	6-3	260	23	R		Eastern Michigan	FA-13		13/2/0/2
57	Jamari Lattimore	LB	6-2	237	25	3		Middle Tennessee State	FA-11		14/3/0/1
59	Brad Jones	LB	6-3	242	27	5		Colorado	D7-09		12/12/0/3
61	Brett Goode	LS	6-1	255	29	6		Arkansas	FA-08		15/0/0/0
62	Evan Dietrich-Smith	C/G	6-2	308	27	4		Idaho State	FA-10		15/15/0/0
65	Lane Taylor	G	6-3	324	24	R		Oklahoma State	FA-13		10/0/0/5
67	Don Barclay	T/G	6-4	305	24	2		West Virginia	FA-12		13/13/0/2
69	David Bakhtiari	T	6-4	300	22	R		Colorado	D4a-13		15/15/0/0
70	T.J. Lang	G	6-4	318	26	5		Eastern Michigan	D4-09		15/15/0/0
71	Josh Sitton	G	6-3	318	27	6		Central Florida	D4b-08		15/15/0/0
73	JC Tretter	C/G	6-4	307	22	R		Cornell	D4b-13		0/0/0/2
74	Marshall Newhouse	T	6-4	319	25	4		Texas Christian	D5b-10		14/2/0/1
76	Mike Daniels	DT	6-0	300	24	2		Iowa	D4a-12		15/1/0/0
78	Derek Sherrod	T	6-6	321	24	3		Mississippi State	D1-11		6/0/0/1
79	Ryan Pickett	DT	6-2	338	34	13		Ohio State	UFA-06 (SHL)		15/15/0/0
81	Andrew Quarless	TE	6-4	252	25	4		Penn State	D5a-10		15/9/0/0
82	Ryan Taylor	TE	6-3	254	26	3		North Carolina	D7a-11		13/1/0/2
85	Jake Stoneburner	TE	6-3	249	24	R		Ohio State	FA-13		9/0/0/1
87	Jordy Nelson	WR	6-3	217	28	6		Kansas State	D2a-08		15/15/0/0
89	James Jones	WR	6-1	208	29	7		San Jose State	D3a-07		13/13/0/2
90	B.J. Raji	DT	6-2	337	27	5		Boston College	D1a-09		15/15/0/0
93	Josh Boyd	DE	6-3	310	24	R		Mississippi State	D5b-132		8/0/0/7
95	Datone Jones	DE	6-4	285	23	R		UCLA	D1-13		15/0/0/0
96	Mike Neal	DE/LB	6-3	285	26	4		Purdue	D2-10		15/9/0/0
98	C.J. Wilson	DE	6-3	305	26	4		East Carolina	D7-10		8/0/0/7
99	Jerel Worthly	DE	6-2	304	23	2		Michigan State	D2a-12		1/0/0/4

Practice Squad

1	Alex Gillett	WR	6-1	214	22	R		Eastern Michigan	FA-13		0/0/0/0
20	Jumal Rolle	CB	6-0	188	23	R		Catawba	FA-13		0/0/0/0
34	Orvin Smith	RB	6-0	209	22	R		Georgia Tech	FA-13		0/0/0/0
35	Antonio Dennard	CB	5-11	189	24	1		Langston	FA-13		0/0/0/0
68	Andrew Tiller	G	6-4	324	24	2		Syracuse	FA-13		0/0/0/0
72	Garth Gerhart	C	6-1	310	25	1		Arizona State	FA-13		0/0/0/0
77	Aaron Adams	T	6-5	303	24	R		Eastern Kentucky	FA-13		0/0/0/0
83	Tyrone Walker	WR	5-10	191	23	R		Illinois State	FA-13		0/0/0/0

Injured Reserve

6	Kevin Dorsey	WR	6-1	207	23	R		Maryland	D7b-13		0/0/0/0
9	Seneca Wallace	QB	5-11	205	33	10		Iowa State	FA-13		2/1/7/0
13	Sederrick Cunningham	WR	5-11	192	24	R		Furman	FA-13		0/0/0/0
18	Randall Cobb*	WR	5-10	192	23	3		Kentucky	D2-11		5/4/0/0
19	Myles White	WR	6-0	182	23	R		Louisiana Tech	FA-13		7/0/1/0
23	Johnathan Franklin	RB	5-10	205	24	R		UCLA	D4c-13		11/0/0/0
25	James Nixon	CB	6-0	186	25	1		California (Pa.)	FA-12		3/0/0/3
26	DuJuan Harris	RB	5-8	203	25	1		Troy	FA-12		0/0/0/0
29	Casey Hayward	CB	5-11	192	24	2		Vanderbilt	D2b-12		3/1/0/7
49	Robert Francois	LB	6-2	250	28	4		Boston College	FA-09		4/0/0/0
58	Sam Barrington	LB	6-1	235	23	R		South Florida	D7c-13		7/0/0/1
64	Greg Van Roten	G/C	6-3	303	23	2		Pennsylvania	FA-12		3/0/0/2
75	Bryan Bulaga	T	6-5	314	24	4		Iowa	D1-10		0/0/0/0
86	Brandon Bostick	TE	6-3	250	24	1		Newberry	FA-12		11/0/0/3
88	Jermichael Finley	TE	6-5	247	26	6		Texas	D3-08		6/5/0/2
97	Johnny Jolly	DT	6-3	325	30	5		Texas A&M	D6a-06		13/7/0/1

* designated for return



ROSTER BY POSITION

QUARTERBACK (3)

Matt Flynn
Aaron Rodgers
Scott Tolzien

FULLBACK (1)

John Kuhn

RUNNING BACK (3)

Kahlil Bell
Eddie Lacy
James Starks

WIDE RECEIVER (4)

Jarrett Boykin
Chris Harper
James Jones
Jordy Nelson

TIGHT END (3)

Andrew Quarless
Jake Stoneburner
Ryan Taylor

OFFENSIVE LINE (9)

David Bakhtiari
Don Barclay
Evan Dietrich-Smith
T.J. Lang
Marshall Newhouse
Derek Sherrod
Josh Sitton
Lane Taylor
JC Tretter

DEFENSIVE LINE (7)

Josh Boyd
Mike Daniels
Datone Jones
Ryan Pickett
B.J. Raji
C.J. Wilson
Jerel Worthy

LINEBACKER (9)

Victor Aiyewa
A.J. Hawk
Brad Jones
Jamari Lattimore
Clay Matthews
Andy Mulumba
Mike Neal (also DE)
Nate Palmer
Nick Perry

CORNERBACK (5)

Jarrett Bush
Davon House
Micah Hyde
Sam Shields
Tramon Williams

SAFETY (4)

Chris Banjo
Morgan Burnett
M.D. Jennings
Sean Richardson

SPECIALIST (3)

Mason Crosby
Brett Goode
Tim Masthay

Rookies and first-year players are underlined

PRONUNCIATION GUIDE

Victor Aiyewa	uh-YAY-wuh	Ryan Pickett	PICK-ett
David Bakhtiari	bock-tee-R-ee	Andrew Quarless	QUAR-liss
Don Barclay	BAR-clay	B.J. Raji	RAH-jee
Kahlil Bell	kuh-LEEL	Derek Sherrod	sher-ROD
Brett Goode	GEWD	Josh Sitton	SITT-en
Datone Jones	DAY-tone	Scott Tolzien	toll-ZEEN
John Kuhn	KOON	Tramon Williams	trah-MAHN
Tim Masthay	MASS-tay	Jerel Worthy	juh-RELL
Andy Mulumba	moo-LOOM-bah		



OFFENSE

WR: 87	Jordy Nelson	<u>13</u>	<u>Chris Harper</u>		
LT: <u>69</u>	<u>David Bakhtiari</u>	74	Marshall Newhouse	78	Derek Sherrod
LG: 71	Josh Sitton	<u>65</u>	<u>Lane Taylor</u>	<u>73</u>	<u>JC Tretter</u>
C: 62	Evan Dietrich-Smith	70	T.J. Lang	<u>73</u>	<u>JC Tretter</u>
RG: 70	T.J. Lang	<u>65</u>	<u>Lane Taylor</u>	<u>73</u>	<u>JC Tretter</u>
RT: 67	Don Barclay	74	Marshall Newhouse	78	Derek Sherrod
TE: 81	Andrew Quarless	82	Ryan Taylor	<u>85</u>	<u>Jake Stoneburner</u>
WR: 89	James Jones	11	Jarrett Boykin		
QB: 12	Aaron Rodgers	10	Matt Flynn	16	Scott Tolzien
RB: <u>27</u>	<u>Eddie Lacy</u>	44	James Starks	22	Kahlil Bell
FB: 30	John Kuhn				

DEFENSE

LDE: 90	B.J. Raji	98	C.J. Wilson	<u>95</u>	<u>Datone Jones</u>
NT: 79	Ryan Pickett	<u>93</u>	<u>Josh Boyd</u>		
RDE: 76	Mike Daniels	96	Mike Neal	99	Jerel Worthy
LOLB: 53	Nick Perry	96	Mike Neal		
BLB: 50	A.J. Hawk	57	Jamari Lattimore	<u>54</u>	<u>Victor Aiyewa</u>
MLB: 59	Brad Jones	57	Jamari Lattimore	<u>54</u>	<u>Victor Aiyewa</u>
ROLB: 52	Clay Matthews	<u>55</u>	<u>Andy Mulumba</u>	<u>51</u>	<u>Nate Palmer</u>
LCB: 38	Tramon Williams	31	Davon House	<u>33</u>	<u>Micah Hyde</u>
RCB: 37	Sam Shields	24	Jarrett Bush		
SS: 42	Morgan Burnett	<u>32</u>	<u>Chris Banjo</u>		
FS: 43	M.D. Jennings	28	Sean Richardson		

SPECIAL TEAMS

K: 2	Mason Crosby	8	Tim Masthay
P: 8	Tim Masthay	2	Mason Crosby
H: 8	Tim Masthay		
PR: <u>33</u>	<u>Micah Hyde</u>		
KR: <u>33</u>	<u>Micah Hyde</u>	22	Kahlil Bell
LS: 61	Brett Goode	82	Ryan Taylor

Rookies and first-year players are underlined

COACH LOCATIONS

- ▶ **Coaches' Box:** Dom Capers (defensive coordinator), Joel Hilgenberg (assistant offensive line), Ben McAdoo (quarterbacks), Scott McCurley (defensive quality control), John Rushing (offensive assistant/special teams) and Joe Whitt (secondary - cornerbacks).
- ▶ **Sideline:** Edgar Bennett (wide receivers), James Campen (offensive line), Tom Clements (offensive coordinator), Mike Eayrs (research and development), Jerry Fontenot (tight ends), Kevin Greene (outside linebackers), Mark Lovat (strength and conditioning coordinator), Chad Morton (special teams assistant), Winston Moss (inside linebackers/asst. head coach), Darren Perry (secondary - safeties), Shawn Slocum (special teams coordinator), Mike Trgovac (defensive line) and Alex Van Pelt (running backs).



HOW THE PACKERS WERE BUILT

Year	Record	Draft (29)	Waivers (3)	Free Agents (19)
2005	4-12	QB Aaron Rodgers D1		
2006	8-8	LB A.J. Hawk D1	CB Jarrett Bush (Car)	DT Ryan Pickett (UFA) CB Tramon Williams
2007	13-3	WR James Jones D3a K Mason Crosby D6c	FB John Kuhn (Pit)	
2008	6-10	WR Jordy Nelson D2a G Josh Sitton D4b		LS Brett Goode
2009	11-5	DT B.J. Raji D1a LB Clay Matthews D1b G T.J. Lang D4 LB Brad Jones D7		
2010	10-6	DE/LB Mike Neal D2 S Morgan Burnett D3 TE Andrew Quarless D5a T Marshall Newhouse D5b RB James Starks D6 DE C.J. Wilson D7		C/G Evan Dietrich-Smith P Tim Masthay CB Sam Shields
2011	15-1	T Derek Sherrod D1 CB Davon House D4 TE Ryan Taylor D7a		S M.D. Jennings LB Jamari Lattimore
2012	11-5	LB Nick Perry D1 DE Jerel Worthy D2a DT Mike Daniels D4a		T/G Don Barclay WR Jarrett Boykin S Sean Richardson
2013	7-7-1	DE Datone Jones D1 RB Eddie Lacy D2 T David Bakhtiari D4a C/G JC Tretter D4b CB Micah Hyde D5a DE Josh Boyd D5b LB Nate Palmer D6	WR Chris Harper (SF)	LB Victor Aiyewa S Chris Banjo RB Kahlil Bell QB Matt Flynn (D7a-08) LB Andy Mulumba TE Jake Stoneburner G Lane Taylor QB Scott Tolzien

INDIVIDUAL STATISTICS, OFFENSE

RUSHING

			E.Lacy					J.Franklin					J.Starks					A.Rodgers					J.Kuhn					R.Cobb				
			No	Yds	Avg	Lg	TD	No	Yds	Avg	Lg	TD	No	Yds	Avg	Lg	TD	No	Yds	Avg	Lg	TD	No	Yds	Avg	Lg	TD	No	Yds	Avg	Lg	TD
9/8	at	SF	14	41	2.9	7	1	0	0	0.0	0	0	0	0	0	0	2	13	6.5	7	0	1	3	3.0	3	0	2	6	3.0	3	0	
9/15		Was	1	10	10.0	10	0	0	0	0.0	0	0	0	0	0	20	132	6.6	32t	1	3	-3	-1.0	-1	0	0	0	0	0	0		
9/22	at	Cin	(Inactive)					13	103	7.9	51	1	14	55	3.9	13	0	3	24	8.0	18	0	(Inactive)					0	0	0.0	0	0
10/6		Det	23	99	4.3	13	0	3	1	0.3	3	(Inactive)					5	8	1.6	6	0	0	0	0.0	0	0	0	2	72	36.0	67	0
10/13	at	Bal	23	120	5.2	37	0	1	-3	-3.0	-3	(Inactive)					5	21	4.2	12	0	1	2	2.0	2	0	0	0	0.0	0	0	0
10/20		Cle	22	82	3.7	13	1	2	6	3.0	4	(Inactive)					4	12	3.0	5	0	1	4	4.0	4	0	(Injured Reserve - DFR)					
10/27	at	Min	29	94	3.2	17	1	0	0	0.0	0	7	57	8.1	25t	1	6	31	5.2	14	0	0	0	0.0	0	0	0	0	0	0		
11/4		Chi	22	150	6.8	56	1	0	0	0.0	0	6	40	6.7	32t	1	1	9	9.0	9	0	0	0	0.0	0	0	0	0	0	0		
11/10		Phi	24	73	3.0	11	0	0	0	0.0	0	4	5	1.3	3	0	(Inactive)					1	2	2.0	2	0	(Injured Reserve - DFR)					
11/17	at	NYG	14	27	1.9	5	1	0	0	0.0	0	2	-1	-0.5	0	0	(Inactive)					1	12	12.0	12	0	(Injured Reserve - DFR)					
11/24		Min	25	110	4.4	17	1	0	0	0.0	0	3	37	12.3	34	0	(Inactive)					0	0	0.0	0	0	(Injured Reserve - DFR)					
11/28	at	Det	10	16	1.6	4	0	(Injured Reserve)					2	2	1.0	1	0	(Inactive)					1	2	2.0	2	0	(Injured Reserve - DFR)				
12/8		Atl	20	65	3.3	11	1	(Injured Reserve)					7	19	2.7	5	0	(Inactive)					0	0	0.0	0	0	(Injured Reserve - DFR)				
12/15	at	Dal	21	141	6.7	60	1	(Injured Reserve)					3	12	4.0	5	0	(Inactive)					0	0	0.0	0	0	(Injured Reserve - DFR)				
12/22		Pit	15	84	5.6	14t	2	(Injured Reserve)					10	47	4.7	9	0	(Inactive)					3	12	4.0	9	1	(Injured Reserve - DFR)				
12/29	at	Chi																														
SEASON			263	1112	4.2	60	10	19	107	5.6	51	1	78	405	5.2	34	3	29	115	4.0	18	0	9	37	4.1	12	1	4	78	19.5	67	0
CAREER			263	1112	4.2	60	10	19	107	5.6	51	1	311	1339	4.3	40	5	332	1557	4.7	35	18	164	505	3.1	18	12	16	215	13.4	67	0

ADDITIONAL RUSHING: S.Tolzien 1-19 vs. Phi (Nov. 10), 2-11 at NYG (Nov. 17), 2-25-1 vs. Min (Nov. 24); M.Jennings 1-6 at NYG (Nov. 17); M.Flynn 4-24 vs. Min (Nov. 24), 2-4 at Det (Nov. 28), 6-28 vs. Atl (Dec. 8), 3--3 at Dal (Dec. 15), 2-8 vs. Pit (Dec. 22)

PASSING

			A.Rodgers										S.Wallace																	
			Att	Com	Pct	Yds	Sk/Yd	TD	Lg	Int	Rtng	Att	Com	Pct	Yds	Sk/Yd	TD	Lg	Int	Rtng										
9/8	at	SF	37	21	56.8	333	2/11	3	38	1	102.6	(Did Not Play)																		
9/15		Was	42	34	81.0	480	4/39	4	57	0	146.0	(Did Not Play)																		
9/22	at	Cin	43	26	60.5	244	4/27	1	30	2	64.5	(Did Not Play)																		
10/6		Det	30	20	66.7	274	1/5	1	83t	0	106.8	(Did Not Play)																		
10/13	at	Bal	32	17	53.1	315	3/17	1	64t	1	84.8	(Did Not Play)																		
10/20		Cle	36	25	69.4	260	1/7	3	39	0	117.8	(Did Not Play)																		
10/27	at	Min	29	24	82.8	285	2/3	2	76t	0	130.6	(Did Not Play)																		
11/4		Chi	2	1	50.0	27	1/3	0	27	0	95.8	19	11	57.9	114	4/25	0	17	1	53.4										
11/10		Phi	(Inactive)					(Inactive)					5	5	100.0	25	0/0	0	13	0	87.5									
11/17	at	NYG	(Inactive)					(Injured Reserve)					(Injured Reserve)																	
11/24		Min	(Inactive)					(Injured Reserve)					(Injured Reserve)																	
11/28	at	Det	(Inactive)					(Injured Reserve)					(Injured Reserve)																	
12/8		Atl	(Inactive)					(Injured Reserve)					(Injured Reserve)																	
12/15	at	Dal	(Inactive)					(Injured Reserve)					(Injured Reserve)																	
12/22		Pit	(Inactive)					(Injured Reserve)					(Injured Reserve)																	
12/29	at	Chi																												
SEASON			251	168	66.9	2218	18/112	15	83t	4	108.0	24	16	66.7	139	4/25	0	17	1	64.4										
CAREER			2916	1920	65.8	23879	229/1424	186	93t	50	105.2	788	468	59.4	4947	59/339	31	90t	19	80.8										

PASSING

			S.Tolzien										M.Flynn																	
			Att	Com	Pct	Yds	Sk/Yd	TD	Lg	Int	Rtng	Att	Com	Pct	Yds	Sk/Yd	TD	Lg	Int	Rtng										
9/8	at	SF	(Practice Squad)										(Not With Team)																	
9/15		Was	(Practice Squad)										(Not With Team)																	
9/22	at	Cin	(Practice Squad)										(Not With Team)																	
10/6		Det	(Practice Squad)										(Not With Team)																	
10/13	at	Bal	(Practice Squad)										(Not With Team)																	
10/20		Cle	(Practice Squad)										(Not With Team)																	
10/27	at	Min	(Practice Squad)										(Not With Team)																	
11/4		Chi	(Practice Squad)										(Not With Team)																	
11/10		Phi	39	24	61.5	280	1/8	1	36	2	70.5	(Not With Team)																		
11/17	at	NYG	34	24	70.6	339	0/0	0	52	3	65.7	(Did Not Play)																		
11/24		Min	17	7	41.2	98	2/18	0	34	0	60.4	36	21	58.3	218	0/0	1	34	0	85.2										
11/28	at	Det	(Did Not Play)										20	10	50.0	139	7/37	0	56	1	51.9									
12/8		Atl	(Did Not Play)										32	24	75.0	258	5/36	1	46	1	95.6									
12/15	at	Dal	(Did Not Play)										39	26	66.7	299	2/16	4	39	1	113.1									
12/22		Pit	(Did Not Play)										39	21	55.3	232	3/13	1	31	1	69.6									
12/29	at	Chi																												
SEASON			90	55	61.1	717	3/26	1	52	5	66.8	166	102	61.4	1146	17/102	7	56	4	85.7										
CAREER			90	55	61.1	717	3/26	1	52	5	66.8	341	211	61.9	2475	37/197	17	80t	10	90.7										

INDIVIDUAL STATISTICS, OFFENSE

RUSHING

		E.Lacy										J.Starks										A.Rodgers														
		First Half					Second Half/OT					First Half					Second Half/OT					First Half					Second Half/OT									
		No	Yds	Avg	Lg	TD	No	Yds	Avg	Lg	TD	No	Yds	Avg	Lg	TD	No	Yds	Avg	Lg	TD	No	Yds	Avg	Lg	TD	No	Yds	Avg	Lg	TD					
9/8	at SF	5	4	0.8	3	0	9	37	4.1	7	1	0	0	0.0	0	0	0	0	0.0	0	0	0	0	0.0	0	0	0	0	0.0	0	0	2	13	6.5	7	0
9/15	Was	1	10	10.0	10	0	0	0	0.0	0	0	8	55	6.9	20	0	12	77	6.4	32t	1	0	0	0.0	0	0	0	0	0.0	0	0	3	-3	-1.0	-1	0
9/22	at Cin	(Inactive)										14	55	3.9	13	0	0	0	0.0	0	0	1	2	2.0	2	0	2	22	11.0	18	0					
10/6	Det	13	53	4.1	8	0	10	46	4.6	13	0	(Inactive)					1	1	1.0	1	0	4	7	1.8	6	0										
10/13	at Bal	8	65	8.1	37	0	15	55	3.7	17	0	(Inactive)					0	0	0.0	0	0	5	21	4.2	12	0										
10/20	Cle	11	50	4.5	13	1	11	32	2.9	11	0	(Inactive)					3	13	4.3	5	0	1	-1	-1.0	-1	0										
10/27	at Min	13	31	2.4	17	0	16	63	3.9	11	1	2	9	4.5	7	0	5	48	9.6	25t	1	1	12	12.0	12	0	5	19	3.8	14	0					
11/4	Chi	11	58	5.3	18	0	11	92	8.4	56	1	3	32	10.7	32t	1	3	8	2.7	4	0	1	9	9.0	9	0	0	0	0.0	0	0					
11/10	Phi	14	52	3.7	11	0	10	21	2.1	5	0	4	5	1.3	3	0	0	0	0.0	0	0	(Inactive)														
11/17	at NYG	7	14	2.0	4	0	7	13	1.9	5	1	2	-1	-0.5	0	0	0	0	0.0	0	0	(Inactive)														
11/24	Min	13	62	4.8	14	0	12	48	4.0	17	1	0	0	0.0	0	0	3	37	12.3	34	0	(Inactive)														
11/28	at Det	7	13	1.9	4	0	3	3	1.0	4	0	0	0	0.0	0	0	2	2	1.0	1	0	(Inactive)														
12/8	Atl	11	32	2.9	11	1	9	33	3.7	8	0	2	7	3.5	5	0	5	12	2.4	5	0	(Inactive)														
12/15	at Dal	8	31	3.9	11	0	13	110	8.5	60	1	0	0	0.0	0	0	3	12	4.0	5	0	(Inactive)														
12/22	Pit	9	68	7.6	14t	1	6	16	2.7	7	1	1	4	4.0	4	0	9	43	4.8	9	0	(Inactive)														
12/29	at Chi																																			
SEASON		131	543	4.1	37	3	132	569	4.3	60	7	36	166	4.6	32t	1	42	239	5.7	34	2	7	37	5.3	12	0	22	78	3.5	18	0					

PASSING

		A.Rodgers																	
		First Half					Second Half/OT												
		Att	Com	Pct	Yds	Sk/Yd	TD	Lg	Int	Rtng	Att	Com	Pct	Yds	Sk/Yd	TD	Lg	Int	Rtng
9/8	at SF	23	14	60.9	203	1/8	2	31	1	100.5	14	7	50.0	130	1/3	1	38	0	106.3
9/15	Was	31	26	83.9	335	3/27	3	57	0	144.0	11	8	72.7	145	1/12	1	37	0	145.1
9/22	at Cin	14	7	50.0	64	3/21	0	22	0	62.8	29	19	65.5	180	1/6	1	30	2	65.3
10/6	Det	17	11	64.7	88	1/5	0	25	0	77.6	13	9	69.2	186	0/0	1	83t	0	137.5
10/13	at Bal	21	10	47.6	116	3/17	0	34	0	64.8	11	7	63.6	199	0/0	1	64t	1	99.6
10/20	Cle	18	12	66.7	111	0/0	1	26	0	101.9	18	13	72.2	149	1/7	2	39	0	133.8
10/27	at Min	16	13	81.3	169	1/2	2	76t	0	150.3	13	11	84.6	116	1/1	0	27	0	103.8
11/4	Chi	2	1	50.0	27	1/3	0	27	0	95.8	0	0	--	0	0/0	0	0	0	--
11/10	Phi	(Inactive)					(Inactive)												
11/17	at NYG	(Inactive)					(Inactive)												
11/24	Min	(Inactive)					(Inactive)												
11/28	at Det	(Inactive)					(Inactive)												
12/8	Atl	(Inactive)					(Inactive)												
12/15	at Dal	(Inactive)					(Inactive)												
12/22	Pit	(Inactive)					(Inactive)												
12/29	at Chi	(Inactive)					(Inactive)												
SEASON		142	94	66.2	1113	13/83	8	76t	1	105.8	109	74	67.9	1105	5/29	7	83t	3	110.8

PASSING

		M.Flynn																			
		First Half					Second Half/OT														
		Att	Com	Pct	Yds	Sk/Yd	TD	Lg	Int	Rtng	Att	Com	Pct	Yds	Sk/Yd	TD	Lg	Int	Rtng		
9/8	at SF	(Not With Team)																			
9/15	Was	(Not With Team)																			
9/22	at Cin	(Not With Team)																			
10/6	Det	(Not With Team)																			
10/13	at Bal	(Not With Team)																			
10/20	Cle	(Not With Team)																			
10/27	at Min	(Not With Team)																			
11/4	Chi	(Not With Team)																			
11/10	Phi	(Not With Team)																			
11/17	at NYG	(Did Not Play)																			
11/24	Min	0	0	--	0	0/0	0	0	0	--	36	21	58.3	218	0/0	1	34	0	85.2		
11/28	at Det	8	3	37.5	45	3/21	0	20	0	56.8	12	7	58.3	94	4/16	0	56	1	48.6		
12/8	Atl	20	14	70.0	127	3/22	0	19	1	66.0	12	10	83.3	131	2/14	1	46	0	139.9		
12/15	at Dal	17	10	58.8	117	2/16	0	39	1	55.3	22	16	72.7	182	0/0	4	27	0	136.7		
12/22	Pit	19	14	73.7	137	2/10	1	23	0	111.1	20	7	35.0	95	1/3	0	31	1	30.2		
12/29	at Chi																				
SEASON		64	41	64.1	426	10/69	1	39	2	75.4	102	61	59.8	720	7/33	6	56	2	92.8		

PASSING

		S.Tolzien																	
		First Half					Second Half/OT												
		Att	Com	Pct	Yds	Sk/Yd	TD	Lg	Int	Rtng	Att	Com	Pct	Yds	Sk/Yd	TD	Lg	Int	Rtng
9/8	at SF	(Practice Squad)																	
9/15	Was	(Practice Squad)																	
9/22	at Cin	(Practice Squad)																	
10/6	Det	(Practice Squad)																	
10/13	at Bal	(Practice Squad)																	
10/20	Cle	(Practice Squad)																	
10/27	at Min	(Practice Squad)																	
11/4	Chi	(Practice Squad)																	
11/10	Phi	23	15	65.2	184	0/0	0	36	1	71.6	16	9	56.3	96	1/8	1	22t	1	68.8
11/17	at NYG	11	7	63.6	131	0/0	0	45	0	104.7	23	17	73.9	208	0/0	0	52	3	61.8
11/24	Min	15	7	46.7	98	2/18	0	34	0	68.2	2	0	0.0	0	0/0	0	0	0	39.6
11/28	at Det	(Did Not Play)																	
12/8	Atl	(Did Not Play)																	
12/15	at Dal	(Did Not Play)																	
12/22	Pit	(Did Not Play)																	
12/29	at Chi	(Did Not Play)																	
SEASON		49	29	59.2	413	2/18	0	45	1	78.0	41	26	63.4	304	1/8	1	52	4	54.4

INDIVIDUAL STATISTICS, OFFENSE

RECEIVING J.Nelson

		First Half					Second Half/OT							First Half					Second Half/OT							First Half					Second Half/OT											
		No	Yds	Avg	Lg	TD	No	Yds	Avg	Lg	TD	No	Yds	Avg	Lg	TD	No	Yds	Avg	Lg	TD	No	Yds	Avg	Lg	TD	No	Yds	Avg	Lg	TD	No	Yds	Avg	Lg	TD	No	Yds	Avg	Lg	TD	
9/8	at SF	5	85	17.0	31	0	2	45	22.5	37	1	0	0	0.0	0	0	0	0.0	0	0	3	36	12.0	18	1	4	72	18.0	38	0	0	0	0	0	0	0	0	0	0			
9/15	Was	1	14	14.0	14	1	2	52	26.0	37	1	9	152	16.9	57	0	2	26	13.0	14	0	7	96	13.7	35t	1	2	32	11.0	18	0	0	0	0	0	0	0	0	0			
9/22	at Cin	2	26	13.0	22	0	6	67	11.2	30	0	2	22	11.0	13	0	2	12	6.0	7t	1	1	3	3.0	3	0	4	51	12.8	26	0	0	0	0	0	0	0	0	0			
10/6	Det	3	44	14.7	25	0	2	38	19.0	31	0	2	5	2.5	4	0	2	122	61.0	83t	1	3	30	10.0	22	0	1	5	5.0	5	0	0	0	0	0	0	0	0	0	0		
10/13	at Bal	2	40	20.0	34	0	2	73	36.5	64t	1	1	10	10.0	10	0	0	0	0.0	0	0	4	53	13.3	18	0	0	0	0.0	5	0	0	0	0	0	0	0	0	0	0		
10/20	Cle	3	24	8.0	13	0	2	18	9.0	17	1																															
10/27	at Min	3	94	31.3	76t	2	4	29	7.3	11	0																															
11/4	Chi	2	35	17.5	27	0	2	32	16.0	17	0	0	0	0.0	0	0	1	17	17.0	17	0																					
11/10	Phi	5	48	9.6	30	0	1	8	8.0	8	0	3	35	11.7	13	0	1	9	9.0	9	0																					
11/17	at NYG	3	44	14.7	25	0	5	73	14.6	29	0	1	45	45.0	45	0	1	10	10.0	10	0																					
11/24	Min	2	36	18.0	34	0	2	22	11.0	15	0	2	9	4.5	8	0	5	71	14.2	28	0																					
11/28	at Det	1	9	9.0	9	0	1	5	5.0	5	0	1	16	16.0	16	0	2	63	31.5	56	0																					
12/8	Atl	2	31	15.5	18	0	2	54	27.0	46	0	3	14	4.7	8	0	1	5	5.0	5	0																					
12/15	at Dal	2	23	11.5	13	0	3	38	12.7	21	1	1	39	39.0	39	0	2	10	5.0	7	1																					
12/22	Pit	1	8	8.0	8	0	2	38	19.0	31	0	7	59	8.4	21	0	2	25	12.5	20	0																					
12/29	at Chi																																									
SEASON		37	561	15.2	76t	3	38	592	15.6	64t	5	32	406	12.7	57	0	21	370	17.6	83t	3	18	218	12.1	35t	2	11	160	14.5	38	0	0	0	0	0	0	0	0	0			

RECEIVING J.Finley

		First Half					Second Half/OT							First Half					Second Half/OT							First Half					Second Half/OT											
		No	Yds	Avg	Lg	TD	No	Yds	Avg	Lg	TD	No	Yds	Avg	Lg	TD	No	Yds	Avg	Lg	TD	No	Yds	Avg	Lg	TD	No	Yds	Avg	Lg	TD	No	Yds	Avg	Lg	TD	No	Yds	Avg	Lg	TD	
9/8	at SF	4	43	10.8	13	1	1	13	13.0	13	0	0	0	0.0	0	0	0	0.0	0	0	1	8	8.0	8	0	0	0	0.0	0	0	0	0	0	0	0	0	0	0	0	0	0	
9/15	Was	4	30	7.5	14	1	2	35	17.5	27	0	1	7	7.0	7	0	0	0	0.0	0	0	4	36	9.0	15	0	0	0	0.0	0	0	0	0	0	0	0	0	0	0	0	0	0
9/22	at Cin	0	0	0.0	0	0	0	0	0.0	0	0	1	10	10.0	10	0	2	11	5.5	7	0	0	0	0.0	0	0	0	0.0	0	0	0	0	0	0	0	0	0	0	0	0	0	0
10/6	Det	2	11	5.5	10	0	4	21	5.3	7	0	0	0	0.0	0	0	0	0	0.0	0	0																					
10/13	at Bal	0	0	0.0	0	0	3	75	25.0	52	0	0	0	0.0	0	0	0	0	0.0	0	0																					
10/20	Cle	3	47	15.7	26	1	2	25	12.5	15	0	0	0	0.0	0	0	0	0	0.0	0	0																					
10/27	at Min																																									
11/4	Chi																																									
11/10	Phi																																									
11/17	at NYG																																									
11/24	Min																																									
11/28	at Det																																									
12/8	Atl																																									
12/15	at Dal																																									
12/22	Pit																																									
12/29	at Chi																																									
SEASON		13	131	10.1	26	3	12	169	14.1	52	0	11	84	7.6	15	0	19	197	10.4	22	2	7	76	10.9	23	0	2	6	3.0	11t	1	0	0	0	0	0	0	0	0			

RECEIVING J.Franklin

		First Half					Second Half/OT							First Half					Second Half/OT							First Half					Second Half/OT											
		No	Yds	Avg	Lg	TD	No	Yds	Avg	Lg	TD	No	Yds	Avg	Lg	TD	No	Yds	Avg	Lg	TD	No	Yds	Avg	Lg	TD	No	Yds	Avg	Lg	TD	No	Yds	Avg	Lg	TD	No	Yds	Avg	Lg	TD	
9/8	at SF	0	0	0.0	0	0	0	0	0.0	0	0	1	31	31.0	31	0	0	0	0.0	0	0	0	0	0	0	0	0.0	0	0	0	0	0	0	0	0	0	0	0	0	0	0	0
9/15	Was	0	0	0.0	0	0	0	0	0.0	0	0	0	0	0.0	0	0	0	0	0.0	0	0																					
9/22	at Cin	0	0	0.0	0	0	3	23	7.7	10	0																															
10/6	Det	0	0	0.0	0	0	0	0	0.0	0	0	1	-2	-2.0	-2	0	0	0	0.0	0	0																					
10/13	at Bal	1	7	7.0	7	0	0	0	0.0	0	0	1	5	5.0	5	0	0	0	0.0	0	0																					
10/20	Cle	0	0	0.0	0	0	0	0	0.0	0	0	1	5	5.0	5	0	4	21	5.3	7	0	4	26	6.5	15	0	4	77	19.3	39	1	0	0	0	0	0	0	0	0			
10/27	at Min	0	0	0.0	0	0	0	0	0.0	0	0	3	19	6.3	9	0	1	-1	-1.0	-1	0	2	29	14.5	18	0	3	60	20.0	27	0	0	0	0	0	0	0	0	0	0	0	
11/4	Chi	0	0	0.0	0	0	0	0	0.0	0	0	0	0	0.0	0	0	0	0	0.0	0	0																					
11/10	Phi	0	0	0.0	0	0	0	0	0.0	0	0	1	-2	-2.0	-2	0	1	13	13.0	13	0	5	76	15.2	36	0	3	36	12.0	21	0	0	0	0	0	0	0	0	0	0	0	
11/17	at NYG	0	0	0.0	0	0	0	0	0.0	0	0	0	0	0.0	0	0	2	21	10.5	16	0	2	16	8.0	9	0	4	75	18.8	52	0	0	0	0	0	0	0	0	0	0		
11/24	Min	0	0	0.0	0	0	0	0	0.0	0	0	0	0	0.0	0	0	6	48	8.0	16																						

INDIVIDUAL STATISTICS, DEFENSE

		M.Burnett					J.Bush					M.Daniels					R.Francois					A.Hawk					C.Hayward					
		UT	A	Sk	Int	PD	UT	A	Sk	Int	PD	UT	A	Sk	Int	PD	UT	A	Sk	Int	PD	UT	A	Sk	Int	PD	UT	A	Sk	Int	PD	
9/8	at SF			(Inactive)			1	0	0-0	0-0	0	0	1	0-0	0-0	0	0	0	0-0	0-0	0	5	4	0-0	0-0	0						
9/15	Was			(Inactive)					(Inactive)			2	1	0-0	0-0	0	0	0	0-0	0-0	0	3	3	0-0	0-0	0						
9/22	at Cin			(Inactive)					(Inactive)			2	0	1-3	0-0	0	0	0	0-0	0-0	0	10	3	0-0	0-0	0						
10/6	Det	4	2	0-0	0-0	2	0	0	0-0	0-0	0	1	2	0-0	0-0	0	0	2	0-0	0-0	0	9	3	0-0	0-0	0						
10/13	at Bal	9	2	0-0	0-0	0			(Inactive)			1	1	0-0	0-0	0			(Injured Reserve)			9	3	3-18	0-0	1						
10/20	Cle	4	0	0-0	0-0	1			(Did Not Play)			1	0	1-10	0-0	0			(Injured Reserve)			9	5	0-0	0-0	1						
10/27	at Min	7	2	0-0	0-0	1	0	0	0-0	0-0	0	2	1	2-13	0-0	0			(Injured Reserve)			6	0	0-0	0-0	0	0	1	0-0	0-0	0	
11/4	Chi	7	4	0-0	0-0	1	0	1	0-0	0-0	0	0	1	0-0	0-0	0			(Injured Reserve)			8	2	0-0	0-0	0	7	2	0-0	0-0	1	
11/10	Phi	3	1	0-0	0-0	0	0	0	0-0	0-0	0	1	3	0.5-4.5	0-0	0			(Injured Reserve)			8	2	0-0	0-0	0	0	2	0-0	0-0	0	
11/17	at NYG	8	5	0-0	0-0	0	0	0	0-0	0-0	1	2	0	0-0	0-0	0			(Injured Reserve)			5	1	1-1	0-0	0						
11/24	Min	10	2	0-0	0-0	0	2	2	0-0	0-0	0	3	2	1-2	0-0	0			(Injured Reserve)			13	2	1-1	0-0	0						
11/28	at Det	7	4	0-0	0-0	0	0	0	0-0	0-0	0	1	1	0-0	0-0	0			(Injured Reserve)			9	4	0-0	0-0	0						
12/8	Atl	6	3	0-0	0-0	1	1	0	0-0	1-0	2	2	0	0-0	0-0	0			(Injured Reserve)			4	0	0-0	0-0	1						
12/15	at Dal	6	0	0-0	0-0	2	2	0	0-0	0-0	1	2	0	1-11	0-0	0			(Injured Reserve)			5	3	0-0	0-0	1						
12/22	Pit	6	2	0-0	0-0	0	0	0	0-0	0-0	0	0	0	0-0	0-0	0			(Injured Reserve)			4	2	0-0	1-7	1						
12/29	at Chi																															
SEASON		77	27	0-0	0-0	8	6	3	0-0	1-0	4	20	13	6.5-43.5	0-0	0	0	2	0-0	0	0	107	37	5-20	1-7	5	7	5	0-0	0-0	1	
CAREER		269	94	3-28	6-1	36	75	25	1.5-13	4-42	30	31	21	8.5-54.5	0-0	1	15	10	0-0	2-1	3	729	287	185-126.5	9-121	39	50	17	0-0	6-81	26	

		D.House					M.Jennings					B.Jones					J.Lattimore					A.Mulumba					C.Matthews					
		UT	A	Sk	Int	PD	UT	A	Sk	Int	PD	UT	A	Sk	Int	PD	UT	A	Sk	Int	PD	UT	A	Sk	Int	PD	UT	A	Sk	Int	PD	
9/8	at SF	0	0	0-0	0-0	0	8	0	0-0	0-0	0	10	4	0-0	0-0	0	0	0	0-0	0-0	0	0	0	0-0	0-0	0	8	2	1-6	0-0	0	
9/15	Was	1	0	1-6	0-0	1	5	1	0-0	0-0	0	5	1	0-0	0-0	0	0	0	0-0	0-0	0	0	1	0-0	0-0	0	1	3	0-0	0-0	0	
9/22	at Cin	2	0	0-0	0-0	0	4	1	1-4	0-0	0	11	2	0-0	0-0	0	0	0	0-0	0-0	0	0	1	0-0	0-0	0	2	0	1-5	0-0	0	
10/6	Det	6	0	0-0	0-0	1	3	0	0-0	0-0	2	2	3	1-6	0-0	1	1	0	0-0	0-0	0	2	1	0-0	0-0	0	3	3	1-12	0-0	1	
10/13	at Bal	1	0	0-0	0-0	3	4	2	0-0	0-0	0			(Inactive)			5	2	0-0	0-0	0	1	3	0-0	0-0	0						
10/20	Cle	3	1	0-0	1-11	3	2	1	0-0	0-0	0			(Inactive)			11	3	1-2	0-0	0	0	1	0-0	0-0	0						
10/27	at Min	0	0	0-0	0-0	0	2	1	0-0	0-0	0			(Inactive)			3	0	1-0	0-0	0	1	0	0-0	0-0	0						
11/4	Chi	2	0	0-0	0-0	0	5	0	0-0	0-0	0	2	2	0-0	0-0	0	3	0	0-0	0-0	0	0	1	0-0	0-0	0						
11/10	Phi	1	0	0-0	0-0	0	5	0	0-0	0-0	0	6	1	0-0	0-0	0	0	0	0-0	0-0	0			(Inactive)		1	2	0-0	0-0	0		
11/17	at NYG	2	0	0-0	0-0	1	5	2	0-0	0-0	0	11	2	1-9	0-0	0	0	0	0-0	0-0	0			(Inactive)		2	2	1-7	0-0	2		
11/24	Min	3	4	0-0	0-0	3	8	0	0-0	0-0	0	10	1	1-5	0-0	0	0	0	0-0	0-0	0	2	2	0-0	0-0	0	4	2	2-9	0-0	0	
11/28	at Det	5	1	0-0	0-0	1	5	3	0-0	0-0	0	8	4	0-0	0-0	0			(Inactive)			1	4	0-0	0-0	0	3	2	0-0	0-0	0	
12/8	Atl	0	0	0-0	0-0	0	0	1	0-0	0-0	0	4	5	0-0	0-0	0	1	0	0-0	0-0	0	0	0	0-0	0-0	0	2	2	0-0	0-0	0	
12/15	at Dal	0	0	0-0	0-0	0	1	3	0-0	0-0	0	3	0	0-0	0-0	1	0	0	0-0	0-0	0	0	1	0-0	0-0	0	1	2	0.5-6.5	0-0	0	
12/22	Pit	0	0	0-0	0-0	0	1	2	0-0	0-0	0	1	0	0-0	0-0	0	3	0	0-0	0-0	0	4	2	0-0	0-0	0	3	0	1-5	0-0	0	
12/29	at Chi																															
SEASON		26	6	1-6	1-11	13	58	17	1-4	0-0	2	73	25	3-20	0-0	2	27	5	2-2	0-0	0	11	17	0-0	0-0	0	30	20	7.5-50.5	0-0	3	
CAREER		43	7	2-9	1-11	26	99	22	1-4	1-72t	8	197	83	10-66	0-0	8	27	5	2-2	0-0	0	11	17	0-0	0-0	0	221	99	50-319.5	4-109	26	

		J.McMillan					D.Jones					J.Jolly					M.Neal					N.Perry					M.Hyde				
		UT	A	Sk	Int	PD	UT	A	Sk	Int	PD	UT	A	Sk	Int	PD	UT	A	Sk	Int	PD	UT	A	Sk	Int	PD	UT	A	Sk	Int	PD
9/8	at SF	6	1	0-0	0-0	0	0	2	0-0	0-0	0	1	1	1-2	0-0	0	2	5	0-0	0-0	0	3	1	0-0	0-0	0	3	0	0-0	0-0	0
9/15	Was	5	0	0-0	0-0	0	1	0	0-0	0-0	0	2	1	0-0	0-0	0	2	1	0-0	1-5	1	2	2	0-0	0-0	1	0	0	0-0	0-0	0
9/22	at Cin	0	1	0-0	0-0	1	0	1	0-0	0-0	0	0	2	0-0	0-0	0	0	2	0-0	0-0	0	2	3	0-0	0-0	0	3	1	0-0	0-0	0
10/6	Det	2	0	0-0	0-0	0	1	0	0-0	0-0	0	2	0	0-0	0-0	0	5	3	1-4	0-0	0	3	2	2-18	0-0	0	0	0	0-0	0-0	0
10/13	at Bal	1	0	0-0	0-0	0	0	1	0-0	0-0	0	3	2	0-0	0-0	0	0	0	0-0	0-0	0	5	1	1-1	0-0	0	5	1	1-10	0-0	0
10/20	Cle	0	0	0-0	0-0	0	0	0	0-0	0-0	0	2	1	0-0	0-0	0	0	0	0-0	0-0	0			(Inactive)		2	0	0-0	0-0	0	
10/27	at Min	0	0	0-0	0-0	0	1	0	0-0	0-0	0	1	2	0-0	0-0	0	2	0	0-0	0-0	0			(Inactive)		4	2	0-0	0-0	0	
11/4	Chi	0	1	0-0	0-0	0	2	0	1-1	0-0	0	0	2	0-0	0-0	0															

INDIVIDUAL STATISTICS, DEFENSE

	R.Pickett					B.Raji					C.Banjo					S.Shields					T.Williams					C.Wilson							
	UT	A	Sk	Int	PD	UT	A	Sk	Int	PD	UT	A	Sk	Int	PD	UT	A	Sk	Int	PD	UT	A	Sk	Int	PD	UT	A	Sk	Int	PD			
9/8	at	SF	2	3	0-0	0-0	0	3	1	0-0	0-0	0	0	0	0-0	0-0	0	10	1	0-0	0-0	3	2	1	0-0	0-0	1	0	2	0-0	0-0	0	
9/15		Was	0	0	0-0	0-0	1	2	0	0-0	0-0	0	2	0	0-0	0-0	0	8	1	0-0	0-0	4	6	2	0-0	0-0	2					(Inactive)	
9/22	at	Cin	1	2	0-0	0-0	1	0	3	0-0	0-0	0	2	1	0-0	0-0	0	3	1	0-0	1-1	1	3	0	1-8	0-0	0	0	1	0-0	0-0	0	
10/6		Det	1	2	0-0	0-0	0	0	2	0-0	0-0	0	0	0	0-0	0-0	0	3	0	0-0	0-0	2	2	6	0-0	0-0	2					(Inactive)	
10/13	at	Bal	0	2	0-0	0-0	0	1	2	0-0	0-0	0	1	1	0-0	0-0	0	1	0	0-0	0-0	0	1	3	0-0	0-0	0	2	1	0-0	0-0	0	
10/20		Cle	0	2	0-0	0-0	0	2	2	0-0	0-0	0	2	0	0-0	0-0	1	0	0	0-0	0-0	2	3	1	1-4	0-0	0	0	0	0-0	0-0	0	
10/27	at	Min	1	3	0-0	0-0	0	1	1	0-0	0-0	0	0	0	0-0	0-0	0	3	0	0-0	0-0	1	3	0	0-0	0-0	1	0	0	0-0	0-0	0	
11/4		Chi	3	1	0-0	0-0	0	3	0	0-0	0-0	0	0	0	0-0	0-0	0	3	1	0-0	0-0	2	4	2	0-0	0-0	2					(Inactive)	
11/10		Phi	0	0	0-0	0-0	0	0	0	0-0	0-0	0	1	0	0-0	0-0	0	7	0	0-0	0-0	0	6	1	0.5-4.5	0-0	0					(Inactive)	
11/17	at	NYG	0	3	0-0	0-0	0	0	1	0-0	0-0	0	2	0	0-0	0-0	0						8	0	0-0	1-10	1	0	1	0-0	0-0	0	
11/24		Min	2	4	0-0	0-0	0	1	1	0-0	0-0	0	2	1	0-0	0-0	0						4	3	0-0	0-0	0	2	1	0-0	0-0	0	
11/28	at	Det	1	4	0-0	0-0	0	0	0	0-0	0-0	0	0	0	0-0	0-0	0	7	0	0-0	1-0	3	4	0	0-0	1-0	1					(Inactive)	
12/8		Atl	3	0	0-0	0-0	0	0	3	0-0	0-0	0	0	0	0-0	0-0	0	2	0	0-0	0-0	0	5	2	0-0	0-0	0					(Inactive)	
12/15	at	Dal	2	0	0-0	0-0	0	1	0	0-0	0-0	0	0	0	0-0	0-0	0	5	0	0-0	1--5	3	9	0	0-0	1-0	2					(Inactive)	
12/22		Pit	0	0	0-0	0-0	0	0	0	0-0	0-0	0	0	0	0-0	0-0	0	3	0	0-0	0-0	2	3	2	0-0	0-0	0	0	0	0-0	0-0	0	
12/29	at	Chi																															
SEASON			16	26	0-0	0-0	2	14	16	0-0	0-0	0	12	3	0-0	0-0	1	55	4	0-0	3--4	23	63	23	2.5-16.5	3-10	12	4	6	0-0	0-0	0	
CAREER			435	480	9.5-45.5	0-0	36	119	102	10.5-65.5	0-0	7	12	3	0-0	0-0	1	136	24	1-8	12-86	62	303	77	4.5-29.5	25-42.1	123	55	48	3.5-10	0-0	1	

	N.Palmer					S.Barrington					J.Boyd					S.Richardson					J.Worthy					V.Aiyewa								
	UT	A	Sk	Int	PD	UT	A	Sk	Int	PD	UT	A	Sk	Int	PD	UT	A	Sk	Int	PD	UT	A	Sk	Int	PD	UT	A	Sk	Int	PD				
9/8	at	SF			(Inactive)																													
9/15		Was			(Inactive)																													
9/22	at	Cin	0	0	0-0	0-0	0	0	0	0-0	0-0	0																						
10/6		Det			(Inactive)																													
10/13	at	Bal	0	0	0-0	0-0	0	0	0	0-0	0-0	0																						
10/20		Cle	3	3	0-0	0-0	0	0	0	0-0	0-0	0	0	0	0-0	0-0	0																	
10/27	at	Min	0	1	0-0	0-0	0	0	0	0-0	0-0	0	0	0	0-0	0-0	0																	
11/4		Chi	6	1	0-0	0-0	0	0	0	0-0	0-0	0																						
11/10		Phi	3	0	0-0	0-0	0			(Injured Reserve)																								
11/17	at	NYG	0	1	0-0	0-0	0			(Injured Reserve)																								
11/24		Min			(Inactive)					(Injured Reserve)																								
11/28	at	Det			(Inactive)					(Injured Reserve)																								
12/8		Atl			(Inactive)					(Injured Reserve)																								
12/15	at	Dal			(Inactive)					(Injured Reserve)																								
12/22		Pit			(Inactive)					(Injured Reserve)																								
12/29	at	Chi																																
SEASON			12	6	0-0	0-0	0	0	0	0-0	0-0	0	4	1	0-0	0-0	0	7	3	0-0	0-0	0	1	0	0-0	0-0	0	0	0	0-0	0-0	0		
CAREER			12	6	0-0	0-0	0	0	0	0-0	0-0	0	4	1	0-0	0-0	0	8	3	0-0	0-0	0	12	12	2.5-18.5	0-0	0	0	0	0-0	0-0	0		

DEFENSIVE FUMBLE STATISTICS

FORCED FUMBLES (12)

B.Jones — (1) at Cincinnati, Sept. 22 (J.Gresham)
 C.Matthews — (2) at Cincinnati, Sept. 22 (B.Green-Ellis, A.Dalton)
 N.Perry — (1) vs. Detroit, Oct. 6 (M.Stafford)
 M.Hyde — (1) at Baltimore, Oct. 13 (J.Flacco)
 N.Perry — (1) at Baltimore, Oct. 13 (J.Flacco)
 T.Williams — (1) vs. Philadelphia, Nov. 10 (N.Foles)
 A.Hawk — (1) vs. Minnesota, Nov. 24 (A.Peterson)
 C.Matthews — (1) at Detroit, Nov. 28 (R.Bush)
 N.Perry — (1) at Detroit, Nov. 28 (M.Stafford)
 M.Neal — (1) vs. Atlanta, Dec. 8 (M.Ryan)
 J.Lattimore — (1) vs. Pittsburgh, Dec. 22 (L.Bell)

FUMBLE RECOVERIES (10)

A.Hawk — (1) at Cincinnati, Sept. 22 (J.Gresham)
 M.Jennings — (1) at Cincinnati, Sept. 22 (B.Green-Ellis)
 B.Jones — (1) at Cincinnati, Sept. 22 (A.Dalton)
 D.Jones — (1) at Baltimore, Oct. 13 (J.Flacco)
 T.Williams — (1) vs. Philadelphia, Nov. 10 (N.Foles)
 A.Mulumba — (1) vs. Minnesota, Nov. 24 (A.Peterson)
 M.Burnett — (1) at Detroit, Nov. 28 (R.Bush)
 M.Burnett — (1) at Detroit, Nov. 28 (M.Stafford)
 J.Jolly — (1) vs. Atlanta, Dec. 8 (M.Ryan)
 T.Williams — (1) vs. Pittsburgh, Dec. 22 (L.Bell)

INDIVIDUAL STATISTICS, DEFENSE

QUARTERBACK SACKS (43-236)

9/8	at	San Francisco:	(2-8)	J.Jolly 1-2, C.Matthews 1-6
9/15		Washington:	(1-6)	D.House 1-6
9/22	at	Cincinnati:	(4-20)	M.Daniels 1-3, M.Jennings 1-4, C.Matthews 1-5, T.Williams 1-8
10/6		Detroit:	(5-40)	N.Perry 2-18, B.Jones 1-6, C.Matthews 1-12, M.Neal 1-4
10/13	at	Baltimore:	(5-29)	A.Hawk 3-18, M.Hyde 1-10, N.Perry 1-1
10/20		Cleveland:	(3-16)	M.Daniels 1-10, J.Lattimore 1-2, T.Williams 1-4
10/27	at	Minnesota:	(3-13)	M.Daniels 2-13, J.Lattimore 1-0
11/4		Chicago:	(1-1)	D.Jones 1-1
11/10		Philadelphia:	(3-17)	D.Jones 2-8, M.Daniels 0.5-4.5, T.Williams 0.5-4.5
11/17	at	N.Y. Giants:	(4-23)	A.Hawk 1-1, B.Jones 1-9, C.Matthews 1-7, M.Neal 1-6
11/24		Minnesota:	(6-18)	C.Matthews 2-9, M.Daniels 1-2, A.Hawk 1-1, B.Jones 1-5, M.Neal 1-1
11/28	at	Detroit:	(1-10)	N.Perry 1-10
12/8		Atlanta:	(1-4)	M.Neal 1-4
12/15	at	Dallas:	(3-26)	M.Daniels 1-11, M.Neal 1-2, D.Jones 0.5-6.5, C.Matthews 0.5-6.5
12/22		Pittsburgh:	(1-5)	C.Matthews 1-5
12/29	at	Chicago:		

SEASON TOTALS: (43-236) C.Matthews 7.5-50.5, M.Daniels 6.5-43.5, A.Hawk 5-20, M.Neal 5-17, N.Perry 4-29, D.Jones 3.5-15.5, B.Jones 3-20, T.Williams 2.5-16.5, J.Lattimore 2-2, D.House 1-6, M.Hyde 1-10, M.Jennings 1-4, J.Jolly 1-2

QUARTERBACK HITS (106)

9/8	at	San Francisco:	(5)	C.Matthews 4, M.Neal 1
9/15		Washington:	(8)	M.Daniels 2, C.Matthews 2, J.Jolly 1, B.Jones 1, M.Neal 1, T.Williams 1
9/22	at	Cincinnati:	(8)	C.Matthews 2, M.Daniels 1, A.Hawk 1, M.Jennings 1, B.Jones 1, D.Jones 1, T.Williams 1
10/6		Detroit:	(7)	N.Perry 3, B.Jones 1, C.Matthews 1, J.McMillian 1, M.Neal 1
10/13	at	Baltimore:	(6)	A.Hawk 1, M.Hyde 1, D.Jones 1, J.Lattimore 1, M.Neal 1, N.Perry 1
10/20		Cleveland:	(11)	A.Hawk 3, M.Daniels 2, M.Hyde 2, D.Jones 1, M.Neal 1, N.Palmer 1, B.Raji 1
10/27	at	Minnesota:	(9)	M.Daniels 2, J.Jolly 1, D.Jones 1, J.Lattimore 1, A.Mulumba 1, M.Neal 1, N.Palmer 1, T.Williams 1
11/4		Chicago:	(9)	M.Neal 2, M.Daniels 1, J.Jolly 1, B.Jones 1, D.Jones 1, N.Palmer 1, B.Raji 1, S.Shields 1
11/10		Philadelphia:	(4)	M.Daniels 2, D.Jones 2
11/17	at	N.Y. Giants:	(4)	M.Daniels 1, D.Jones 1, C.Matthews 1, M.Neal 1
11/24		Minnesota:	(7)	C.Matthews 4, M.Neal 2, M.Daniels 1
11/28	at	Detroit:	(5)	N.Perry 2, M.Daniels 1, C.Matthews 1, R.Pickett 1
12/8		Atlanta:	(11)	C.Matthews 4, M.Neal 3, N.Perry 2, D.Jones 1, B.Raji 1
12/15	at	Dallas:	(10)	C.Matthews 5, M.Neal 2, J.Boyd 1, M.Daniels 1, D.Jones 1
12/22		Pittsburgh:	(2)	M.Daniels 1, C.Matthews 1
12/29	at	Chicago:		

SEASON TOTALS: (106) C.Matthews 25, M.Neal 16, M.Daniels 15, D.Jones 10, N.Perry 8, A.Hawk 5, B.Jones 4, M.Hyde 3, J.Jolly 3, N.Palmer 3, B.Raji 3, T.Williams 3, J.Lattimore 2, J.Boyd 1, M.Jennings 1, J.McMillian 1, A.Mulumba 1, R.Pickett 1, S.Shields 1

PASSES DEFENSED (84)

9/8	at	San Francisco:	(4)	S.Shields 3, T.Williams 1
9/15		Washington:	(10)	S.Shields 4, T.Williams 2, D.House 1, M.Neal 1, N.Perry 1, R.Pickett 1
9/22	at	Cincinnati:	(3)	J.McMillian 1, R.Pickett 1, S.Shields 1
10/6		Detroit:	(11)	M.Burnett 2, M.Jennings 2, S.Shields 2, T.Williams 2, D.House 1, B.Jones 1, C.Matthews 1
10/13	at	Baltimore:	(4)	D.House 3, A.Hawk 1
10/20		Cleveland:	(8)	D.House 3, S.Shields 2, C.Banjo 1, M.Burnett 1, A.Hawk 1
10/27	at	Minnesota:	(3)	M.Burnett 1, S.Shields 1, T.Williams 1
11/4		Chicago:	(7)	S.Shields 2, T.Williams 2, M.Burnett 1, C.Hayward 1, M.Hyde 1
11/10		Philadelphia:	(0)	None
11/17	at	N.Y. Giants:	(5)	C.Matthews 2, J.Bush 1, D.House 1, T.Williams 1
11/24		Minnesota:	(4)	D.House 3, M.Hyde 1
11/28	at	Detroit:	(5)	S.Shields 3, D.House 1, T.Williams 1
12/8		Atlanta:	(5)	J.Bush 2, M.Burnett 1, A.Hawk 1, J.Jolly 1
12/15	at	Dallas:	(11)	S.Shields 3, M.Burnett 2, T.Williams 2, J.Bush 1, A.Hawk 1, M.Hyde 1, B.Jones 1
12/22		Pittsburgh:	(4)	S.Shields 2, A.Hawk 1, M.Hyde 1
12/29	at	Chicago:		

SEASON TOTALS: (84) S.Shields 23, D.House 13, T.Williams 12, M.Burnett 8, A.Hawk 5, J.Bush 4, M.Hyde 4, C.Matthews 3, M.Jennings 2, B.Jones 2, R.Pickett 2, C.Banjo 1, C.Hayward 1, J.Jolly 1, J.McMillian 1, M.Neal 1, N.Perry 1

INDIVIDUAL STATISTICS, SPECIAL TEAMS

PUNTING

		T.Masthay							
		No	Yds	Avg	TB	In20	Lg	Bk	Net
9/8	at SF	6	277	46.2	0	1	51	0	44.8
9/15	Was	3	121	40.3	0	1	51	0	37.3
9/22	at Cin	3	130	43.3	0	3	55	0	43.3
10/6	Det	3	141	47.0	2	1	60	0	33.7
10/13	at Bal	6	329	54.8	2	0	61	0	41.8
10/20	Cle	3	90	30.0	0	1	35	0	30.0
10/27	at Min	0	0	0.0	0	0	0	0	0.0
11/4	Chi	6	250	41.7	0	4	52	0	37.8
11/10	Phi	2	96	48.0	0	1	51	0	48.0
11/17	at NYG	4	180	45.0	0	1	52	0	37.0
11/24	Min	8	326	40.8	0	3	48	0	40.8
11/28	at Det	6	287	47.8	0	2	52	0	40.2
12/8	Atl	3	142	47.3	0	2	62	0	44.7
12/15	at Dal	4	197	49.3	1	1	54	0	42.5
12/22	Pit	5	208	41.6	0	1	51	0	33.4
12/29	at Chi								
SEASON		62	2774	44.7	5	22	62	0	39.7
CAREER		258	11437	44.3	19	100	71	1	38.8

KICKING

		M.Crosby					
		FG	PAT	Pts	Kickoffs		
					No. Ret	TB	TB Pct
9/8	at SF	0/0	4/4	4	-	-	-
9/15	Was	1/1	5/5	8	-	-	-
9/22	at Cin	3/3	3/3	12	-	-	-
10/6	Det	5/5	1/1	16	-	-	-
10/13	at Bal	4/5	1/1	13	-	-	-
10/20	Cle	1/2	4/4	7	2	0	0.0
10/27	at Min	3/3	5/5	14	4	3	42.9
11/4	Chi	2/2	2/2	8	4	0	0.0
11/10	Phi	2/4	1/1	7	2	2	50.0
11/17	at NYG	2/2	1/1	7	2	1	33.3
11/24	Min	2/2	2/2	8	5	0	0.0
11/28	at Det	1/1	1/1	4	2	1	33.3
12/8	Atl	3/3	1/1	10	6	0	0.0
12/15	at Dal	1/1	4/4	7	2	5	71.4
12/22	Pit	1/1	4/4	7	5	1	16.7
12/29	at Chi						
SEASON		31/35	39/39	132	34	13	27.7
CAREER		183/233	345/347	894	441	144	24.6

		T.Masthay					
		FG	PAT	Pts	Kickoffs		
					No. Ret	TB	TB Pct
9/8	at SF	0/0	0/0	0	2	3	60.0
9/15	Was	0/0	0/0	0	3	4	57.1
9/22	at Cin	0/0	0/0	0	4	2	33.3
10/6	Det	0/0	0/0	0	2	5	71.4
10/13	at Bal	0/0	0/0	0	4	1	20.0
10/20	Cle	0/0	0/0	0	3	2	40.0
10/27	at Min	0/0	0/0	0	2	0	0.0
11/4	Chi	0/0	0/0	0	-	-	-
11/10	Phi	0/0	0/0	0	-	-	-
11/17	at NYG	0/0	0/0	0	-	-	-
11/24	Min	0/0	0/0	0	-	-	-
11/28	at Det	0/0	0/0	0	1	0	0.0
12/8	Atl	0/0	0/0	0	-	-	-
12/15	at Dal	0/0	0/0	0	-	-	-
12/22	Pit	0/0	0/0	0	-	-	-
12/29	at Chi						
SEASON		0/0	0/0	0	21	17	44.7
CAREER		0/0	0/0	0	23	17	42.5

ONSIDE KICK RECOVERIES

OWN KICKS (1/1)

Success – J.Lattimore vs. Chi (Nov. 4)

OPPONENT KICKS (0/4)

Failed – J.Nelson vs. Det (Oct. 6)
 Failed – J.Haden (Illegal Touch) vs. Cle (Oct. 20)
 Failed – J.Robinson (Illegal Touch) at Min (Oct. 27)
 Failed – J.Nelson at Min (Oct. 27)

BLOCKED KICKS

BLOCKED PUNTS

PACKERS (2) (1) vs. Chicago, Nov. 4 (J.Lattimore)

KICKOFF

		J.Franklin					R.Cobb				
		No	Yds	Avg	Lg	TD	No	Yds	Avg	Lg	TD
9/8	at SF	0	0	0.0	0	0	0	0	0.0	0	0
9/15	Was	0	0	0.0	0	0	1	10	10.0	10	0
9/22	at Cin	0	0	0.0	0	0	0	0	0.0	0	0
10/6	Det	0	0	0.0	0	0	0	0	0.0	0	0
10/13	at Bal	0	0	0.0	0	0	0	0	0.0	0	0
10/20	Cle	1	26	26.0	26	0					
10/27	at Min	2	34	17.0	18	0					
11/4	Chi	0	0	0.0	0	0					
11/10	Phi	0	0	0.0	0	0					
11/17	at NYG	0	0	0.0	0	0					
11/24	Min	1	22	22.0	22	0					
11/28	at Det										
12/8	Atl										
12/15	at Dal										
12/22	Pit										
12/29	at Chi										
SEASON		4	82	20.5	26	0	1	10	10.0	10	0
CAREER		4	82	20.5	26	0	73	1915	26.2	108t	1

KICKOFF

		M.Hyde					
		No	Yds	Avg	Lg	TD	
9/8	at SF	0	0	0.0	0	0	
9/15	Was	0	0	0.0	0	0	
9/22	at Cin	0	0	0.0	0	0	
10/6	Det	0	0	0.0	0	0	
10/13	at Bal	0	0	0.0	0	0	
10/20	Cle	0	0	0.0	0	0	
10/27	at Min	0	0	0.0	0	0	
11/4	Chi	2	50	25.0	31	0	
11/10	Phi	4	69	17.3	27	0	
11/17	at NYG	3	69	23.0	27	0	
11/24	Min	2	41	20.5	21	0	
11/28	at Det	2	41	20.5	26	0	
12/8	Atl	3	76	25.3	31	0	
12/15	at Dal	0	0	0.0	0	0	
12/22	Pit	5	167	33.4	70	0	
12/29	at Chi						
SEASON		21	513	24.4	70	0	
CAREER		21	513	24.4	70	0	

ADDITIONAL KICKOFF RETURNS: J.Ross 3-40 at SF (Sept. 8), 1-14 vs. Was (Sept. 15), 2-21 at Cin (Sept. 22); M.Hill 1-19 at Bal (Oct. 13); J.Kuhn 1-19 vs. Cle (Oct. 20), 1-21 vs. Atl (Dec. 8); C.Banjo 1-12 vs. Chi (Nov. 4); J.Stoneburner 1-0 vs. Pit (Dec. 22)

		R.Cobb						M.Hyde					
		No	Yds	Avg	FC	Lg	TD	No	Yds	Avg	FC	Lg	TD
9/8	at SF	1	16	16.0	1	16	0	0	0	0.0	0	0	0
9/15	Was	0	0	0.0	2	0	0	0	0	0.0	0	0	0
9/22	at Cin	0	0	0.0	1	0	0	0	0	0.0	0	0	0
10/6	Det	2	7	3.5	0	7	0	2	7	3.5	0	5	0
10/13	at Bal	0	0	0.0	1	0	0	5	68	13.6	0	23	0
10/20	Cle							1	18	18.0	1	18	0
10/27	at Min							2	93	46.5	0	93t	1
11/4	Chi							2	12	6.0	2	12	0
11/10	Phi							1	2	2.0	0	2	0
11/17	at NYG							3	34	11.3	1	14	0
11/24	Min							3	8	2.7	3	8	0
11/28	at Det							0	0	0.0	1	0	0
12/8	Atl							1	12	12.0	3	12	0
12/15	at Dal							1	26	26.0	0	26	0
12/22	Pit							2	16	8.0	2	10	0
12/29	at Chi												
SEASON		3	23	7.7	5	16	0	23	296	12.9	13	93t	1
CAREER		60	610	10.2	44	80t	2	23	296	12.9	13	93t	1

ADDITIONAL PUNT RETURNS: J.Ross 1-9 at SF (Sept. 8), 1-11 vs. Was (Sept. 15); J.Kuhn 1-0 at Bal (Oct. 13)

SPECIAL TEAMS FUMBLE STATISTICS

FORCED FUMBLES (1)

R.Francois — at Cin, Sept. 22 (B.Tate)

FUMBLE RECOVERIES (0)

BLOCKED FIELD GOALS

BLOCKED PATS

(1) at Cincinnati, Sept. 22 (D.Jones)

OPPONENTS (0)

DRIVE STATISTICS

PACKERS SCORING DRIVES (game-by-game)

Date	Opponent	Plays	Yards	Time	Result	Qtr	Scoring Play	Quarterback
9/8	at San Francisco	6	80	1:47	TD	1	A.Rodgers 5 pass to R.Cobb	A.Rodgers
9/8	at San Francisco	8	62	1:16	TD	2	A.Rodgers 12 pass to J.Finley	A.Rodgers
9/8	at San Francisco	7	69	2:48	TD	3	A.Rodgers 8 pass to J.Nelson	A.Rodgers
9/8	at San Francisco	8	76	2:30	TD	4	E.Lacy 2 run	A.Rodgers
9/15	Washington	14	70	6:58	FG	1	M.Crosby 28 field goal	A.Rodgers
9/15	Washington	4	42	0:41	TD	1	A.Rodgers 35 pass to R.Cobb	A.Rodgers
9/15	Washington	8	75	3:13	TD	2	A.Rodgers 14 pass to J.Nelson	A.Rodgers
9/15	Washington	6	90	2:57	TD	2	A.Rodgers 3 pass to J.Finley	A.Rodgers
9/15	Washington	4	60	1:53	TD	3	A.Rodgers 15 pass to J.Nelson	A.Rodgers
9/15	Washington	4	80	1:34	TD	3	J.Starks 32 run	A.Rodgers
9/22	at Cincinnati	4	3	0:46	FG	2	M.Crosby 41 field goal	A.Rodgers
9/22	at Cincinnati	7	20	3:11	FG	2	M.Crosby 19 field goal	A.Rodgers
9/22	at Cincinnati	12	70	5:35	FG	2	M.Crosby 26 field goal	A.Rodgers
9/22	at Cincinnati	9	80	3:20	TD	3	J.Franklin 2 run	A.Rodgers
9/22	at Cincinnati	5	92	1:48	TD	3	A.Rodgers 7 pass to J.Jones	A.Rodgers
10/6	Detroit	15	72	7:50	FG	1	M.Crosby 26 field goal	A.Rodgers
10/6	Detroit	12	36	3:55	FG	2	M.Crosby 52 field goal	A.Rodgers
10/6	Detroit	5	76	2:20	FG	3	M.Crosby 31 field goal	A.Rodgers
10/6	Detroit	2	78	0:54	TD	3	A.Rodgers 83 pass to J.Jones	A.Rodgers
10/6	Detroit	9	56	4:35	FG	4	M.Crosby 42 field goal	A.Rodgers
10/6	Detroit	7	43	3:11	FG	4	M.Crosby 45 field goal	A.Rodgers
10/13	at Baltimore	6	53	1:49	FG	1	M.Crosby 45 field goal	A.Rodgers
10/13	at Baltimore	1	0	0:02	FG	2	M.Crosby 31 field goal	None
10/13	at Baltimore	6	38	3:04	FG	3	M.Crosby 50 field goal	A.Rodgers
10/13	at Baltimore	4	80	2:22	TD	3	A.Rodgers 64 pass to J.Nelson	A.Rodgers
10/13	at Baltimore	12	72	7:35	FG	4	M.Crosby 31 field goal	A.Rodgers
10/20	Cleveland	4	40	1:38	TD	1	A.Rodgers 10 pass to J.Finley	A.Rodgers
10/20	Cleveland	11	56	5:49	TD	1	E.Lacy 1 run	A.Rodgers
10/20	Cleveland	14	61	5:08	FG	2	M.Crosby 26 field goal	A.Rodgers
10/20	Cleveland	5	69	2:39	TD	4	A.Rodgers 1 pass to J.Nelson	A.Rodgers
10/20	Cleveland	4	54	2:23	TD	4	A.Rodgers 20 pass to J.Boykin	A.Rodgers
10/27	at Minnesota	14	90	7:24	TD	1	A.Rodgers 11 pass to J.Nelson	A.Rodgers
10/27	at Minnesota	17	70	8:24	FG	2	M.Crosby 30 field goal	A.Rodgers
10/27	at Minnesota	3	80	1:31	TD	2	A.Rodgers 76 pass to J.Nelson	A.Rodgers
10/27	at Minnesota	15	80	8:10	TD	3	E.Lacy 1 run	A.Rodgers
10/27	at Minnesota	9	74	5:32	TD	4	J.Starks 25 run	A.Rodgers
10/27	at Minnesota	10	53	6:36	FG	4	M.Crosby 20 field goal	A.Rodgers
10/27	at Minnesota	6	16	1:49	FG	4	M.Crosby 45 field goal	A.Rodgers
11/4	Chicago	8	68	2:36	FG	1	M.Crosby 30 field goal	A.Rodgers
11/4	Chicago	1	32	0:07	TD	1	J.Starks 32 run	S.Wallace
11/4	Chicago	2	57	0:53	TD	3	E.Lacy 1 run	S.Wallace
11/4	Chicago	10	46	4:19	FG	3	M.Crosby 23 field goal	S.Wallace
11/10	Philadelphia	9	72	1:14	FG	2	M.Crosby 26 field goal	S.Tolzien
11/10	Philadelphia	7	86	4:06	TD	3	S.Tolzien 22 pass to B.Bostick	S.Tolzien
11/10	Philadelphia	8	54	2:51	FG	4	M.Crosby 35 field goal	S.Tolzien
11/17	at N.Y. Giants	7	76	3:42	FG	2	M.Crosby 24 field goal	S.Tolzien
11/17	at N.Y. Giants	4	24	0:43	FG	2	M.Crosby 57 field goal	S.Tolzien
11/17	at N.Y. Giants	5	83	2:42	TD	4	E.Lacy 4 run	S.Tolzien
11/24	Minnesota	11	87	5:59	TD	1	S.Tolzien 6 run	S.Tolzien
11/24	Minnesota	9	80	2:40	TD	4	E.Lacy 3 run	M.Flynn
11/24	Minnesota	12	76	5:10	TD	4	M.Flynn 6 pass to J.Boykin	M.Flynn
11/24	Minnesota	10	60	1:41	FG	4	M.Crosby 27 field goal	M.Flynn
11/24	Minnesota	10	77	4:35	FG	OT	M.Crosby 20 field goal	M.Flynn
11/28	at Detroit	5	24	2:10	FG	2	M.Crosby 54 field goal	M.Flynn
12/8	Atlanta	18	90	9:07	TD	1	E.Lacy 1 run	M.Flynn
12/8	Atlanta	11	40	5:04	FG	2	M.Crosby 40 field goal	M.Flynn
12/8	Atlanta	6	58	3:12	FG	3	M.Crosby 33 field goal	M.Flynn
12/8	Atlanta	12	68	6:41	FG	3	M.Crosby 25 field goal	M.Flynn
12/8	Atlanta	4	21	1:49	TD	4	M.Flynn 2 pass to A.Quarless	M.Flynn
12/15	at Dallas	6	41	3:16	FG	1	M.Crosby 57 field goal	M.Flynn
12/15	at Dallas	4	80	1:52	TD	3	M.Flynn 13 pass to J.Nelson	M.Flynn
12/15	at Dallas	12	80	5:24	TD	3	M.Flynn 3 pass to A.Quarless	M.Flynn
12/15	at Dallas	5	22	2:14	TD	4	M.Flynn 11 pass to J.Starks	M.Flynn
12/15	at Dallas	10	80	3:38	TD	4	M.Flynn 3 pass to J.Jones	M.Flynn
12/15	at Dallas	7	50	1:15	TD	4	E.Lacy 1 run	M.Flynn
12/22	Pittsburgh	13	87	5:19	TD	1	M.Flynn 5 pass to J.Boykin	M.Flynn
12/22	Pittsburgh	7	71	2:49	TD	2	E.Lacy 14 run	M.Flynn
12/22	Pittsburgh	4	3	1:07	TD	3	E.Lacy 2 run	M.Flynn
12/22	Pittsburgh	6	19	2:56	FG	4	M.Crosby 22 field goal	M.Flynn
12/22	Pittsburgh	6	58	3:13	TD	4	J.Kuhn 1 run	M.Flynn

Scoring-Drive Length, Regular Season

Length (minus)	Packers		Opponent	
	ID	FG	ID	FG
0—9	0	0	0	1
10—19	2	2	1	0
20—29	0	2	3	0
30—39	2	4	1	3
40—49	1	2	1	1
50—59	2	4	3	3
60—69	4	5	4	4
70—79	5	4	7	6
80—89	6	8	8	2
90—99	13	0	12	3
SEASON	39	31	42	24

Possessions at a glance

Reg. Season	No.	Avg. Snaps	*3-Plays & Out	Snaps/ TD
Packers	176	5.7	37	25.5
Opponent	170	5.7	35	23.9

*—less if turnover, no first downs or score

Game-Opening Drives

Game		Packers			Opponent		
		Pts	FD	Yds	Pts	FD	Yds
9/8	at SF	0	0	2	0	0	8
9/15	Was	3	4	70	0	1	20
9/22	at Cin	0	2	34	7	5	80
10/6	Det	3	5	72	0	3	35
10/13	at Bal	3	2	53	0	0	-10
10/20	Cle	7	2	40	0	0	1
10/27	at Min	7	6	90	0	1	21
11/4	Chi	3	3	68	7	4	71
11/10	Phi	0	3	44	0	2	18
11/17	at NYG	0	0	2	0	2	21
11/24	Min	0	0	-6	0	1	3
11/28	at Det	0	2	30	0	4	69
12/8	Atl	7	7	90	0	3	42
12/15	at Dal	3	1	41	3	3	52
12/22	Pit	0	0	1	0	2	24
12/29	at Chi						
SEASON		36	37	631	17	31	455

Second-Half Opening Drives

Game		Packers			Opponent		
		Pts	FD	Yds	Pts	FD	Yds
9/8	at SF	0	0	5	7	5	85
9/15	Was	0	0	-12	0	0	8
9/22	at Cin	7	6	80	0	2	38
10/6	Det	0	1	20	0	2	19
10/13	at Bal	0	0	6	0	0	-7
10/20	Cle	0	3	40	0	0	9
10/27	at Min	7	6	80	0	0	-6
11/4	Chi	7	2	57	0	0	3
11/10	Phi	0	1	15	7	2	84
11/17	at NYG	0	1	31	3	1	40
11/24	Min	0	0	0	0	0	0
11/28	at Det	0	0	-1	7	3	63
12/8	Atl	0	0	-5	0	0	3
12/15	at Dal	7	2	80	3	4	48
12/22	Pit	0	4	44	7	4	75
12/29	at Chi						
SEASON		28	26	440	34	23	462

DRIVE STATISTICS

YARDS-GAINED ANALYSIS

	1st Down			2nd Down			3rd Down			4th Down			Season			By Quarter				By Half		
	Att	Yds	Avg	Att	Yds	Avg	Att	Yds	Avg	Att	Yds	Avg	Att	Yds	Avg	1st	2nd	3rd	4th	1st	2nd	OT
Packers	451	2489	5.5	339	2209	6.5	198	1143	5.8	10	90	9.0	998	5931	5.9	1176	1492	1643	1505	2668	3148	115
Opponents	433	2425	5.6	322	1957	6.1	194	1099	5.7	17	130	7.7	966	5611	5.8	1266	1464	1351	1446	2730	2797	84

DRIVE ENGINEERING

QB	Drives Started		Drives ended by				BLK	DOWN	TO	SAF	CLK	Points Yielded
	TD	FG	MFG	PUNT								
A.Rodgers	78	21	17	2	24	0	1	7	0	6	198	
M.Flynn	57	13	8	0	21	0	0	8	1	6	112	
S.Tolzien	28	3	4	1	11	0	2	5	0	2	33	
S.Wallace	12	2	1	1	6	0	0	1	0	1	17	
No QB	1	0	1	0	0	0	0	0	0	0	3	
Packers	176	39	31	4	62	0	3	21	1	15	341	
Opponents	170	42	24	6	66	1	5	20	0	6	363	

RED-ZONE EFFICIENCY

	Regular Season	
	Packers	Opponent
Times Penetrated Opponent 20	59	53
Total Scores	51	46
Touchdowns	30	31
Field Goals-Attempts	21-22	15-16
Touchdown Percentage	.508	.585
Scoring Percentage	.864	.868
Turnovers	3	2
Downs	1	2
Missed Field Goals	1	2
Time Ran Out	1	0
Ended Not Trying To Score	2	1
Scores From Outside/At 20	19	19
Touchdowns	9	10
Field Goals	10	9

AVERAGE FIELD POSITION

	Regular Season	
	Packers	Opponent
Drives Started	176	170
Average Field Position	GB28	OPP29
Drives Started in Plus Territory	18	20
Scores	11	14
Touchdowns	6	9
Field Goals	5	5
Missed Field Goals	0	2
Punts	2	1
Blocked Punt	0	1
Turnovers	1	1
Turnover on Downs	1	1
Time Ran Out	1	0
Did Not Attempt to Score	2	0
Drives Started Inside Own 20	38	40

GOAL-TO-GO SITUATIONS, REGULAR SEASON

	Summary									GTG Plays		
	Total	TD	Pct	FG	MFG	TO	CLK	DOWN	Plays	TD	Pct	
Packers	37	23	.622	10	0	1	3	0	91	23	.253	
Opponents	26	18	.692	6	0	0	0	2	65	18	.277	

2013 SUPERLATIVES

LONGEST RETURNS

Packers

Type	Yards	Opp. Date	Player
Punt	93t	at Min, Oct. 27	M.Hyde
Kickoff	70	vs. Pit, Dec. 22	M.Hyde
Kickoff	39	vs. Pit, Dec. 22	M.Hyde
Kickoff	33	vs. Pit, Dec. 22	M.Hyde
Kickoff	31	vs. Atl, Dec. 8	M.Hyde
Kickoff	31	vs. Chi, Nov. 4	M.Hyde
Kickoff	30	vs. Atl, Dec. 8	M.Hyde

No. of returns 20-plus yards in length: 23

No. of returns 40-plus yards in length: 2

Opponent

Type	Yards	Opp. Date	Player
Kickoff	109t	at Min, Oct. 27	C.Patterson
Kickoff	86	vs. Cle, Oct. 20	T.Benjamin
Interception	76	vs. Phi, Nov. 10	B.Boykin
Interception	71t	vs. Atl, Dec. 8	S.Weatherspoon
Fumble	58t	at Cin, Sept. 22	T.Newman
Kickoff	57	vs. Min, Nov. 24	C.Patterson

No. of returns 20-plus yards in length: 45

No. of returns 40-plus yards in length: 11

LONGEST PLAYS FROM SCRIMMAGE

Packers

Yards	Opp.	Play
83t	vs. Det	A.Rodgers to J.Jones
76t	at Min	A.Rodgers to J.Nelson
67	vs. Det	R.Cobb run
64t	at Bal	A.Rodgers to J.Nelson
60	at Dal	E.Lacy run

Long run:

67	vs. Det	R.Cobb
60	at Dal	E.Lacy
56	vs. Chi	E.Lacy
51	at Cin	J.Franklin
37	at Bal	E.Lacy

No. plays 20-plus yards: 70

No. plays 40-plus yards: 14

Opponent

Yards	Opp.	Play
63	at Bal	J.Flacco to T.Doss
59	at Bal	J.Flacco to M.Brown
55t	vs. Phi	N.Foles to D.Jackson
45t	vs. Phi	N.Foles to R.Cooper
45	at Bal	J.Flacco to D.Clark

Long run:

41	at Dal	D.Murray
32	vs. Was	A.Morris
32	vs. Was	A.Morris
30	vs. Phi	L.McCoy
26	vs. Min	T.Gerhart

No. plays 20-plus yards: 73

No. plays 40-plus yards: 8

MISCELLANEOUS

WEEKLY INACTIVES

9/8	at San Francisco:	S.Barrington, B.Bostick, J.Boyd, M.Burnett, C.Hayward, N.Palmer, L.Taylor
9/15	Washington:	J.Boyd, M.Burnett, J.Bush, C.Hayward, N.Palmer, L.Taylor, C.Wilson
9/22	at Cincinnati:	J.Boyd, M.Burnett, J.Bush, C.Hayward, J.Kuhn, E.Lacy, L.Taylor
10/6	Detroit:	B.Bostick, J.Boyd, C.Hayward, N.Palmer, J.Starks, G.Van Roten, C.Wilson
10/13	at Baltimore:	J.Boyd, J.Bush, C.Hayward, B.Jones, C.Matthews, J.Starks, G.Van Roten
10/20	Cleveland:	C.Hayward, B.Jones, J.Jones, C.Matthews, N.Perry, J.Starks, R.Taylor
10/27	at Minnesota:	J.Finley, B.Jones, J.Jones, C.Matthews, J.Nixon, N.Perry, R.Taylor
11/4	Chicago:	J.Boyd, J.Finley, C.Harper, C.Matthews, J.Nixon, N.Perry, C.Wilson
11/10	Philadelphia:	J.Boyd, C.Harper, A.Mulumba, J.Nixon, A.Rodgers, D.Sherrod, C.Wilson
11/17	at N.Y. Giants:	D.Barclay, C.Harper, C.Hayward, A.Mulumba, N.Perry, A.Rodgers, S.Shields
11/24	Minnesota:	D.Barclay, C.Harper, J.Jolly, N.Palmer, N.Perry, A.Rodgers, S.Shields
11/28	at Detroit:	B.Bostick, C.Harper, J.Lattimore, N.Palmer, A.Rodgers, C.Wilson, J.Worthy
12/8	Atlanta:	K.Bell, C.Harper, M.Newhouse, N.Palmer, A.Rodgers, C.Wilson, J.Worthy
12/15	at Dallas:	N.Palmer, A.Rodgers, J.Stoneburner, L.Taylor, J.Tretter, C.Wilson, J.Worthy
12/22	Pittsburgh:	N.Palmer, A.Rodgers, L.Taylor, J.Tretter, J.Worthy
12/29	at Chicago:	

SEASON TOTALS: N.Palmer (8), J.Boyd (7), C.Hayward (7), A.Rodgers (7), C.Wilson (7), C.Harper (6), N.Perry (5), L.Taylor (5), C.Matthews (4), J.Worthy (4), B.Bostick (3), M.Burnett (3), J.Bush (3), B.Jones (3), J.Nixon (3), J.Starks (3), D.Barclay (2), J.Finley (2), J.Jones (2), A.Mulumba (2), S.Shields (2), R.Taylor (2), J.Tretter (2), G.Van Roten (2), S.Barrington (1), K.Bell (1), J.Jolly (1), J.Kuhn (1), E.Lacy (1), J.Lattimore (1), M.Newhouse (1), D.Sherrod (1), J.Stoneburner (1)

TIME SPENT IN THE LEAD

Opponent	Packers	
	In Lead	Trailing
9/8 at SF	2:39	28:03
9/15 Was	53:02	0:00
9/22 at Cin	26:13	28:07
10/6 Det	52:10	0:00
11/13 at Bal	58:11	0:00
10/20 Cle	57:22	0:00
10/27 at Min	38:58	7:24
11/4 Chi	17:52	35:13
11/10 Phi	0:00	50:57
11/17 at NYG	0:00	50:34
11/24 Min	25:45	33:53
11/28 at Det	8:00	33:32
12/8 Atl	16:00	26:42
12/15 at Dal	1:31	51:37
12/22 Pit	12:27	17:38
12/29 at Chi		
SEASON	6:10:10	6:03:40
SEASON AVG	24:41	24:15

NON-OFFENSIVE SCORES

Packers (3): M.Jennings 24-yard fumble return at Cin, Sept. 22; M.Hyde 93-yard punt return at Min, Oct. 27; M.Burnett 1-yard fumble return at Det, Nov. 28

Opponent (6): T.Newman 58-yard fumble return at Cin, Sept. 22; C.Patterson 109-yard kickoff return at Min, Oct. 27; J.Pierre-Paul 24-yard interception return at NYG, Nov. 17; N.Suh safety at Det, Nov. 28; S.Weatherspoon 71-yard interception return vs. Atl, Dec. 8; C.Allen 40-yard interception return vs. Pit, Dec. 22

TWO-POINT CONVERSIONS

Packers (0-3):

Opponent (0-2):

PENALTIES AND REPLAY CHALLENGES

PENALTY STATISTICS

	Packers	Opponent
Times Penalized after Offensive Gain	17	15
Gains Wiped Out, Offensive Penalties	141	128
Touchdowns Cost	1	0
Field Goals Cost	0	0
First Downs Lost	5	4
Intentional Grounding Penalties	0	0
Defensive Pass Interference, Times Flagged	3	8
Yards Given Up	78	141
Defensive 3rd/4th Down Flags (kept drive alive)	10	14
Kick/Punt Return Penalties	8	7
Return Yards Wiped Out	49	64

Touchdowns nullified — GREEN BAY (1): A.Rodgers 10-yard pass to J.Nelson vs. Was (Sept. 15)

OPPONENTS (0):

2013 REPLAY CHALLENGES

PACKERS (2/4)

Date, Opp.	Initial Ruling	Ruling
10/20 vs. Cle	C.Ogbonnaya 1 run, first down	Upheld, first down
11/10 vs. Phi	N.Foles sacked, down by contact	Reversed, N.Foles fumbles, recovered by GB
11/10 vs. Phi	S.Tolzien incomplete pass to J.Nelson	Upheld
12/22 vs. Pit	L.Bell rush, down by contact	Reversed, L.Bell fumbles, recovered by GB

OPPONENTS (4/4)

Date, Opp.	Initial Ruling	Ruling
9/15 vs. Was	R.Griffin 5 pass to P.Garcon, short of goal line	Reversed, TD
9/15 vs. Was	R.Griffin incomplete pass to S.Moss	Reversed, TD
9/22 at Cin	A.Rodgers 12 pass to R.Cobb, first down	Reversed, short of line to gain
12/15 at Dal	T.Romo pass intercepted by T.Williams	Reversed, ball hit ground, incomplete

REPLAY ASSISTANT (3/4)

Last two minutes of the half, overtime, turnovers and scoring plays

Date, Opp.	Initial Ruling	Ruling
9/15 vs. Was	A.Robinson fumble recovered by B.Jones	Reversed, A.Robinson down by contact
10/6 vs. Det	A.Rodgers 27 pass to J.Jones TD	Reversed, J.Jones out of bounds
11/24 vs. Min	M.Flynn incomplete pass	Upheld, no fumble
12/15 at Dal	T.Romo incomplete pass	Reversed, interception

2013 PENALTIES ACCEPTED (85)

OFFENSE (40)

Holding (19) — J.Sitton (2) at SF (Sept. 8), at Bal (Oct. 13), at Dal (Dec. 15); D.Bakhtiari vs. Was (Sept. 15), at Cin (Sept. 22), vs. Det (Oct. 6), at Bal (Oct. 13), vs. Cle (Oct. 20), vs. Min (Nov. 24); E.Dietrich-Smith vs. Was (Sept. 15), vs. Pit (Dec. 22); J.Boykin vs. Det (Oct. 6), J.Finley at Bal (Oct. 13); D.Barclay vs. Cle (Oct. 20), at Min (Oct. 27); A.Quarless vs. Cle (Oct. 20), vs. Pit (Dec. 22); M.Newhouse vs. Pit (Dec. 22)

False Start (13) — D.Barclay vs. Was (Sept. 15), vs. Det (Oct. 6), vs. Pit (Dec. 22); R.Cobb vs. Det (Oct. 6); T.Lang at Bal (Oct. 13), (2) vs. Min (Nov. 24), vs. Atl (Dec. 8); J.Finley vs. Cle (Oct. 20); M.Newhouse vs. Phi (Nov. 10); J.Boykin vs. Min (Nov. 24); E.Dietrich-Smith vs. Min (Nov. 24); D.Bakhtiari at Dal (Dec. 15)

12 Men on the Field (2) — Team at NYG (Nov. 17), vs. Atl (Dec. 8)

Face Mask (2) — D.Bakhtiari at Min (Oct. 27); J.Sitton vs. Pit (Dec. 22)

Delay Of Game (1) — A.Rodgers vs. Det (Oct. 6)

Illegal Formation (1) — Team (Nov. 10)

Illegal Use of Hands (1) — J.Sitton at SF (Sept. 8)

Personal Foul (1) — T.Lang at Bal (Oct. 13)

DEFENSE (27)

Unnecessary Roughness (7) — N.Perry at Cin (Sept. 22); T.Williams at Cin (Sept. 22), vs. Cle (Oct. 20); J.McMillian vs. Det (Oct. 6); D.Jones at Min (Oct. 27); M.Burnett vs. Min (Nov. 24); B.Raji vs. Pit (Dec. 22)

Holding (4) — S.Shields at Bal (Oct. 13), at Dal (Dec. 15); T.Williams at Bal (Oct. 13); M.Burnett vs. Min (Nov. 24)

Offside (3) — M.Neal at Bal (Oct. 13); A.Mulumba vs. Cle (Oct. 20); N.Perry vs. Phi (Nov. 10)

Pass Interference (3) — T.Williams (2) at Min (Oct. 27), at NYG (Nov. 17)

12 Men on the Field (2) — Team at NYG (Nov. 17), at Det (Nov. 28)

Face Mask (2) — A.Hawk vs. Cle (Oct. 20); B.Jones at Dal (Dec. 15)

Illegal Contact (2) — S.Shields vs. Det (Oct. 6); T.Williams at Dal (Dec. 15)

Encroachment (1) — M.Neal at Dal (Dec. 15)

Neutral-Zone Infraction (1) — N.Perry at Det (Nov. 28)

Roughing the Passer (1) — C.Matthews vs. Phi (Nov. 10)

Unsportsmanlike Conduct (1) — T.Williams at Det (Nov. 28)

SPECIAL TEAMS (18)

Holding (5) — Team at SF (Sept. 8); D.House vs. Det (Oct. 6); A.Mulumba vs. Det (Oct. 6); J.Lattimore at NYG (Nov. 17); V.Aiyewa vs. Pit (Dec. 22)

Illegal Block (4) — M.Daniels at SF (Sept. 8); J.Stoneburner at Min (Oct. 27); J.Bush vs. Phi (Nov. 10); D.House at NYG (Nov. 17)

Unnecessary Roughness (2) — R.Francois vs. Was (Sept. 15); R.Taylor at Cin (Sept. 22)

Encroachment (1) — N.Perry vs. Pit (Dec. 22)

Fair Catch Interference (1) — D.House at Dal (Dec. 15)

Illegal Formation (1) — M.Jennings vs. Det (Oct. 6)

Ineligible Man Downfield (1) — A.Quarless vs. Cle (Oct. 20)

Roughing the Kicker (1) — J.Stoneburner vs. Cle (Oct. 20)

Roughing the Passer (1) — J.Stoneburner vs. Pit (Dec. 22)

Unsportsmanlike Conduct (1) — J.Jolly vs. Cle (Oct. 20)

TURNOVER STATISTICS AND NOTES

TAKEAWAY ANALYSIS

	Packers Take Aways			Packers Give Aways			Diff	Cum	NFC Rank	NFL Rank
	Int	Fum	Tot	Int	Fum	Tot				
SF	0	0	0	1	1	2	-2	-2	14t	25t
WAS	1	0	1	0	1	1	0	-2	14t	25t
Cin	1	3	4	2	2	4	0	-2	12t	22t
BYE	-	-	-	-	-	-	-	-	13t	21t
DET	0	0	0	0	0	0	0	-2	14t	23t
Bal	0	1	1	1	1	2	-1	-3	15	25t
CLE	1	0	1	0	0	0	1	-2	12t	20t
Min	0	0	0	0	0	0	0	-2	12t	20t
CHI	0	0	0	1	0	0	-1	-3	13t	21t
PHI	0	1	1	2	0	2	-1	-4	13t	23t
NYG	1	0	1	3	0	3	-2	-6	13	24t
MIN	0	1	1	0	0	0	1	-5	12	24
Det	2	2	4	1	2	3	1	-4	12	21t
ATL	1	1	2	1	1	2	0	-4	12	23t
Dal	2	0	2	1	0	1	1	-3	11	19t
PIT	1	1	2	1	1	2	0	0	11	18t
Chi	0	0	0	0	0	0	0	0	0	0
Total	10	10	20	14	9	23	-3	-3	11	18t

HOME GAMES UPPERCASED IN BOLD

Takeaway Breakdown

	Packers	Opponent
Total	20	22
Interceptions	10	13
Fumble Rec.	10	6
Fumble resulting in t'back	0	1
Muffed Punt Rec.	0	2
Points off Turnovers	52	71
Touchdowns	6	9
Field Goals	4	3
Didn't attempt score	2	2

TOUCHDOWN RETURNS

Packers (2): M.Jennings 24-yard fumble return at Cin, Sept. 22; M.Burnett 1-yard fumble return at Det, Nov. 28

Opponent (4): T.Newman 58-yard fumble return at Cin, Sept. 22; J.Pierre-Paul 24-yard interception return at NYG, Nov. 17; S.Weatherspoon 71-yard interception return vs. Atl, Dec. 8; C.Allen 40-yard interception return vs. Pit (Dec. 22)

2013 RECORD WHEN...

When...	Record
+4 turnover margin	0-0
+3 turnover margin	0-0
+2 turnover margin	0-0
+1 turnover margin	2-1-1
even turnover margin	4-2
-1 turnover margin	1-2
-2 turnover margin	0-2
-3 turnover margin	0-0
-4 turnover margin	0-0
recording 0 takeaways	2-2
recording 1 takeaway	3-2-1
recording 2 takeaways	2-1
recording 3 takeaways	0-0
recording 4 takeaways	0-2
recording 5 takeaways	0-0
recording 0 giveaways	3-0-1
recording 1 giveaway	2-1
recording 2 giveaways	2-3
recording 3 giveaways	0-2
recording 4 giveaways	0-1
recording 5 giveaways	0-0
recording 0 interceptions	3-3-1
recording 1 interception	3-3
recording 2 interceptions	1-1
recording 3 interceptions	0-0
recording 4 interceptions	0-0
surrendering 0 interceptions	4-0-1
surrendering 1 interception	3-4
surrendering 2 interceptions	0-2
surrendering 3 interceptions	0-1
recovering 0 fumbles	5-3
recovering 1 fumble	2-2-1
recovering 2 fumbles	0-1
recovering 3 fumbles	0-1
losing 0 fumbles	4-3-1
losing 1 fumble	3-2
losing 2 fumbles	0-2
losing 3 fumbles	0-0

TAKEAWAY SUMMARY (20)

9/8	at San Francisco:	None
9/15	Washington:	M.Neal (interception)
9/22	at Cincinnati:	A.Hawk (fumble recovery), M.Jennings (fumble recovery), B.Jones (fumble recovery), S.Shields (interception)
10/6	Detroit:	None
10/13	at Baltimore:	D.Jones (fumble recovery)
10/20	Cleveland:	D.House (interception)
10/27	at Minnesota:	None
11/4	Chicago:	None
11/10	Philadelphia:	T.Williams (fumble recovery)
11/17	at N.Y. Giants:	T.Williams (interception)
11/24	Minnesota:	A.Mulumba (fumble recovery)
11/28	at Detroit:	M.Burnett 2 (two fumble recoveries), S.Shields (interception), T.Williams (interception)
12/8	Atlanta:	J.Bush (interception), J.Jolly (fumble recovery)
12/15	at Dallas:	S.Shields (interception), T.Williams (interception)
12/22	Pittsburgh:	A.Hawk (interception), T.Williams (fumble recovery)
12/29	at Chicago:	

SEASON TOTALS: T.Williams 5 (three interceptions, two fumble recoveries), S.Shields 3 (three interceptions), M.Burnett 2 (two fumble recoveries), A.Hawk 2 (fumble recovery, interception), J.Bush 1 (interception), D.House 1 (interception), M.Jennings 1 (fumble recovery), J.Jolly 1 (fumble recovery), B.Jones 1 (fumble recovery), D.Jones 1 (fumble recovery), A.Mulumba 1 (fumble recovery), M.Neal 1 (interception)

Note: Only fumbles lost are credited. Fumbles in which the team maintained possession are not included.

GIVEAWAY SUMMARY (23)

9/8	at San Francisco:	E.Lacy (fumble), A.Rodgers (interception)
9/15	Washington:	J.Jones (fumble)
9/22	at Cincinnati:	A.Rodgers 2 (two interceptions), J.Franklin (fumble), J.Ross (muffed kickoff)
10/6	Detroit:	None
10/13	at Baltimore:	J.Kuhn (muffed punt), A.Rodgers (interception)
10/20	Cleveland:	None
10/27	at Minnesota:	None
11/4	Chicago:	S.Wallace (interception)
11/10	Philadelphia:	S.Tolzien 2 (two interceptions)
11/17	at N.Y. Giants:	S.Tolzien 3 (three interceptions)
11/24	Minnesota:	None
11/28	at Detroit:	M.Flynn 3 (two fumbles, interception)
12/8	Atlanta:	M.Flynn 2 (fumble, interception)
12/15	at Dallas:	M.Flynn (interception)
12/22	Pittsburgh:	M.Flynn 2 (fumble, interception)
12/29	at Chicago:	

SEASON TOTALS: M.Flynn 8 (four fumbles, four interceptions), S.Tolzien 5 (five interceptions), A.Rodgers 4 (four interceptions), J.Franklin 1 (fumble), J.Jones 1 (fumble), J.Kuhn 1 (muffed punt), E.Lacy 1 (fumble), J.Ross 1 (muffed kickoff), S.Wallace 1 (interception)

Note: Only fumbles lost are credited. Fumbles in which the team maintained possession are not included.

TAKEAWAY POINTS

Packers (52)

Date	Opp.	Turnover	Result	Points
9/22	at Cin	Interception	FG	3
9/22	at Cin	Fumble	TD	7
9/22	at Cin	Fumble	FG	3
10/13	at Bal	Fumble	FG	3
10/20	vs. Cle	Interception	TD	7
11/28	at Det	Fumble	TD	7
12/8	vs. Atl	Fumble	TD	6
12/15	at Dal	Interception	TD	6
12/22	vs. Pit	Fumble	TD	7
12/22	vs. Pit	Interception	FG	3

Opponent (71)

Date	Opp.	Turnover	Result	Points
9/8	at SF	Fumble	TD	7
9/22	at Cin	Muffed Kickoff	TD	7
9/22	at Cin	Interception	TD	6
9/22	at Cin	Fumble	TD	7
11/10	vs. Phi	Interception	FG	3
11/17	at NYG	Interception	FG	3
11/17	at NYG	Interception	TD	7
12/8	vs. Atl	Fumble	TD	7
12/8	vs. Atl	Interception	TD	7
12/15	at Dal	Interception	FG	3
12/22	vs. Pit	Interception	TD	7
12/22	vs. Pit	Fumble	TD	7

REGULAR-SEASON PLAYER PARTICIPATION

NFL WEEK Player	1	2	3	5	6	7	8	9	10	11	12	13	14	15	16	17	— Season Totals —			
	at SF	WAS	at CIN	DET	at BAL	CLE	at MIN	CHI	PHI	at NYG	MIN	at DET	ATL	at DAL	PIT	at CHI	GP	GS	DNP	INA
Adams, Aaron	PS	PS	PS	PS	PS	PS	PS	PS	PS	PS	PS	PS	PS	PS	PS	-	-	-	-	
Aiyewa, Victor	-	-	-	-	-	PS	PS	PS	PS	PS	PS	PS	SUB	SUB	SUB	4	0	0	0	
Bakhtiari, David	LT	LT	LT	LT	LT	LT	LT	LT	LT	LT	LT	LT	LT	LT	LT	15	15	0	0	
Banjo, Chris	SUB	SUB	SS	SUB	SUB	SUB	SUB	SUB	SUB	SUB	SUB	SUB	SUB	SUB	SUB	15	1	0	0	
Barclay, Don	RT	RT	RT	RT	RT	RT	RT	RT	RT	RT	RT	RT	RT	RT	RT	13	13	0	2	
Barrington, Sam	INA	SUB	SUB	SUB	SUB	SUB	SUB	SUB	IR	IR	IR	IR	IR	IR	IR	7	0	0	1	
Bell, Kahlil	-	-	-	-	-	-	-	-	-	-	-	-	INA	SUB	SUB	2	0	0	1	
Bostick, Brandon	INA	SUB	SUB	INA	SUB	SUB	SUB	SUB	SUB	SUB	INA	SUB	SUB	IR	IR	11	0	0	3	
Boyd, Josh	INA	INA	INA	INA	INA	SUB	SUB	INA	INA	SUB	SUB	SUB	SUB	SUB	SUB	8	0	0	7	
Boykin, Jarrett	SUB	SUB	SUB	SUB	SUB	WR	WR	3WR	3WR	SUB	SUB	3WR	3WR	SUB	3WR	15	7	0	0	
Bulaga, Bryan	IR	IR	IR	IR	IR	IR	IR	IR	IR	IR	IR	IR	IR	IR	IR	-	-	-	-	
Burnett, Morgan	INA	INA	INA	SS	SS	SS	SS	SS	SS	SS	SS	SS	SS	SS	SS	12	12	0	3	
Bush, Jarrett	SUB	INA	INA	SUB	INA	DNP	SUB	SUB	SUB	SUB	SUB	SUB	SUB	SUB	SUB	11	0	1	3	
Cobb, Randall	WR	SUB	WR	WR	WR	IR-DFR	IR-DFR	IR-DFR	IR-DFR	IR-DFR	IR-DFR	IR-DFR	IR-DFR	IR-DFR	IR-DFR	5	4	0	0	
Collins, Bryan	PS	PS	PS	PS	PS	PS	PS	PS	PS	PS	-	-	-	-	-	-	-	-	-	
Crosby, Mason	SUB	SUB	SUB	SUB	SUB	SUB	SUB	SUB	SUB	SUB	SUB	SUB	SUB	SUB	SUB	15	0	0	0	
Cunningham, Sederrick	IR	IR	IR	IR	IR	IR	IR	IR	IR	IR	IR	IR	IR	IR	IR	-	-	-	-	
Daniels, Mike	SUB	SUB	SUB	SUB	SUB	SUB	SUB	SUB	SUB	SUB	RDE	SUB	SUB	SUB	SUB	15	1	0	0	
Dennard, Antonio	-	-	-	-	-	-	-	-	-	-	-	-	PS	PS	PS	-	-	-	-	
Dietrich-Smith, Evan	C	C	C	C	C	C	C	C	C	C	C	C	C	C	C	15	15	0	0	
Dorsey, Kevin	IR	IR	IR	IR	IR	IR	IR	IR	IR	IR	IR	IR	IR	IR	IR	-	-	-	-	
Dunn, Reggie	-	-	-	PS	-	PS	-	-	-	-	-	-	-	-	-	-	-	-	-	
Finley, Jermichael	TE	SUB	TE	TE	TE	TE	INA	INA	IR	IR	IR	IR	IR	IR	IR	6	5	0	2	
Flynn, Matt	-	-	-	-	-	-	-	-	-	DNP	SUB	QB	QB	QB	QB	5	4	1	0	
Francois, Robert	SUB	SUB	SUB	SUB	IR	IR	IR	IR	IR	IR	IR	IR	IR	IR	IR	4	0	0	0	
Franklin, Johnathan	SUB	SUB	SUB	SUB	SUB	SUB	SUB	SUB	SUB	SUB	SUB	IR	IR	IR	IR	11	0	0	0	
Gerhart, Garth	-	-	-	-	PS	PS	PS	PS	PS	PS	PS	PS	PS	PS	PS	-	-	-	-	
Gillett, Alex	-	-	-	-	-	-	-	-	PS	PS	PS	PS	PS	PS	PS	-	-	-	-	
Goode, Brett	SUB	SUB	SUB	SUB	SUB	SUB	SUB	SUB	SUB	SUB	SUB	SUB	SUB	SUB	SUB	15	0	0	0	
Harris, DuJuan	IR	IR	IR	IR	IR	IR	IR	IR	IR	IR	IR	IR	IR	IR	IR	-	-	-	-	
Harper, Chris	-	-	-	-	-	SUB	SUB	INA	INA	INA	INA	INA	INA	SUB	SUB	4	0	0	6	
Hawk, A.J.	BLB	BLB	BLB	BLB	BLB	BLB	BLB	BLB	BLB	BLB	BLB	BLB	BLB	BLB	BLB	15	15	0	0	
Hayward, Casey	INA	INA	INA	INA	INA	INA	SUB	SUB	3CB	INA	IR	IR	IR	IR	IR	3	1	0	7	
Hill, Michael	PS	PS	PS	SUB	SUB	-	PS	PS	PS	-	-	-	-	-	-	2	0	0	0	
House, Davon	SUB	SUB	SUB	3CB	SUB	SUB	SUB	3CB	SUB	RCB	RCB	3CB	SUB	SUB	SUB	15	5	0	0	
Hyde, Micah	SUB	SUB	3CB	SUB	SUB	SUB	SUB	SUB	SUB	SUB	SUB	SUB	SUB	SUB	3CB	15	2	0	0	
Jennings, M.D.	FS	FS	FS	FS	FS	FS	FS	FS	FS	FS	FS	FS	FS	FS	FS	15	15	0	0	
Johnson, Charles	PS	PS	PS	PS	-	-	-	-	-	-	-	-	-	-	-	-	-	-	-	
Jolly, Johnny	RDE	RDE	SUB	SUB	RDE	RDE	RDE	SUB	SUB	RDE	INA	SUB	RDE	RDE	INA	13	8	0	2	
Jones, Brad	MLB	MLB	MLB	MLB	INA	INA	INA	MLB	MLB	MLB	MLB	MLB	MLB	MLB	MLB	12	12	0	3	
Jones, Datone	SUB	SUB	SUB	SUB	SUB	SUB	SUB	SUB	SUB	SUB	SUB	SUB	SUB	SUB	SUB	15	0	0	0	
Jones, James	3WR	WR	3WR	3WR	3WR	INA	INA	WR	WR	WR	WR	WR	WR	WR	WR	13	13	0	2	
Kuhn, John	SUB	FB	INA	SUB	SUB	SUB	FB	SUB	FB	FB	SUB	FB	SUB	FB	SUB	14	7	0	1	
Lacy, Eddie	RB	RB	INA	RB	RB	RB	RB	RB	RB	RB	RB	RB	RB	RB	RB	14	14	0	1	
Lang, T.J.	RG	RG	RG	RG	RG	RG	RG	RG	RG	RG	RG	RG	RG	RG	RG	15	15	0	0	
Lattimore, Jamari	SUB	SUB	SUB	SUB	MLB	MLB	MLB	SUB	SUB	SUB	SUB	INA	SUB	SUB	SUB	14	3	0	1	
Masthay, Tim	SUB	SUB	SUB	SUB	SUB	SUB	SUB	SUB	SUB	SUB	SUB	SUB	SUB	SUB	SUB	15	0	0	0	
Matthews, Clay	ROLB	ROLB	ROLB	ROLB	INA	INA	INA	INA	ROLB	ROLB	ROLB	ROLB	ROLB	ROLB	ROLB	11	11	0	4	
McMillian, Jerron	SS	SS	SUB	SUB	SUB	SUB	SUB	SUB	SUB	SUB	SUB	-	-	-	-	12	2	0	0	
Mulumba, Andy	SUB	SUB	SUB	SUB	SUB	SUB	LOB	SUB	LOB	INA	INA	SUB	SUB	SUB	SUB	13	2	0	2	
Neal, Mike	SUB	SUB	SUB	LOB	LOB	SUB	LOB	LOB	LOB	LOB	LOB	LOB	SUB	SUB	LOB	15	9	0	0	
Nelson, Jordy	WR	WR	WR	WR	WR	WR	WR	WR	WR	WR	WR	WR	WR	WR	WR	15	15	0	0	
Newhouse, Marshall	SUB	SUB	SUB	SUB	SUB	SUB	SUB	SUB	SUB	RT	RT	SUB	INA	SUB	SUB	14	3	0	1	
Nixon, James	PS	PS	PS	PS	SUB	SUB	INA	INA	INA	SUB	IR	IR	IR	IR	IR	3	0	0	3	
Palmer, Nate	INA	INA	SUB	INA	SUB	ROLB	ROLB	SUB	SUB	SUB	INA	INA	INA	INA	INA	7	2	0	8	
Perry, Nick	LOB	LOB	LOB	SUB	ROLB	INA	INA	INA	SUB	INA	INA	SUB	LOB	LOB	SUB	10	6	0	5	
Pickett, Ryan	NT	NT	NT	NT	NT	NT	NT	NT	NT	NT	NT	NT	NT	NT	NT	15	15	0	0	
Quarless, Andrew	SUB	TE	SUB	SUB	SUB	2TE	TE	TE	SUB	TE	TE	SUB	TE	TE	TE	15	9	0	0	
Raji, B.J.	LDE	LDE	LDE	LDE	LDE	LDE	LDE	LDE	LDE	LDE	LDE	LDE	LDE	LDE	LDE	15	15	0	0	
Richardson, Sean	PUP	PUP	PUP	PUP	PUP	PUP	PUP	PUP	PUP	PUP	SUB	SUB	SUB	SUB	SUB	5	0	0	0	
Rodgers, Aaron	QB	QB	QB	QB	QB	QB	QB	QB	INA	INA	INA	INA	INA	INA	INA	8	8	0	7	
Ross, Jeremy	SUB	SUB	SUB	-	-	-	-	-	-	-	-	-	-	-	-	3	0	0	0	
Sherrrod, Derek	PUP	PUP	PUP	PUP	PUP	PUP	PUP	PUP	INA	SUB	SUB	SUB	SUB	SUB	SUB	6	0	0	1	
Shields, Sam	RCB	RCB	RCB	RCB	RCB	RCB	RCB	RCB	RCB	INA	INA	RCB	RCB	RCB	RCB	13	13	0	2	
Sitton, Josh	LG	LG	LG	LG	LG	LG	LG	LG	LG	LG	LG	LG	LG	LG	LG	15	15	0	0	
Smith, Orwin	-	-	-	-	-	-	-	-	-	PS	PS	PS	PS	PS	PS	-	-	-	-	
Starks, James	SUB	SUB	RB	INA	INA	INA	SUB	SUB	SUB	SUB	SUB	SUB	SUB	SUB	SUB	12	1	0	3	
Stoneburner, Jake	PS	PS	PS	PS	PS	SUB	SUB	SUB	SUB	SUB	SUB	SUB	SUB	INA	SUB	9	0	0	1	
Taylor, Lane	INA	INA	INA	SUB	SUB	SUB	SUB	SUB	SUB	SUB	SUB	SUB	SUB	INA	INA	10	0	0	5	
Taylor, Ryan	SUB	SUB	SUB	SUB	SUB	INA	INA	SUB	SUB	SUB	2TE	SUB	SUB	SUB	SUB	13	1	0	2	
Tiller, Andrew	-	-	-	-	-	-	-	-	-	-	PS	PS	PS	PS	PS	-	-	-	-	
Tolzien, Scott	PS	PS	PS	PS	PS	PS	PS	PS	SUB	QB	QB	DNP	DNP	DNP	DNP	3	2	4	0	
Tretter, JC	PUP	PUP	PUP	PUP	PUP	PUP	PUP	PUP	PUP	PUP	PUP	PUP	PUP	INA	INA	0	0	0	2	
Van Roten, Greg	SUB	SUB	SUB	INA	INA	IR	IR	IR	IR	IR	IR	IR	IR	IR	IR	3	0	0	2	
Walker, Tyrone	-	-	-	-	-	PS	PS	PS	PS	PS	PS	PS	PS	PS	PS	-	-	-	-	
Wallace, Seneca	DNP	DNP	DNP	DNP	DNP	DNP	DNP	SUB	QB	IR	IR	IR	IR	IR	IR	2	1	7	0	
White, Myles	PS	PS	PS	PS	PS	SUB	SUB	SUB	SUB	DNP	SUB	SUB	SUB	IR	IR	7	0	1	0	
Williams, Tramon	LCB	LCB	LCB	LCB	LCB	LCB	LCB	LCB	LCB	LCB	LCB	LCB	LCB	LCB	LCB	15	15	0	0	
Wilson, C.J.	SUB	INA	SUB	INA	SUB	SUB	SUB	INA	INA	SUB	SUB	SUB	INA	INA	INA	7	0	0	7	
Worthy, Jerel	PUP	PUP	PUP	PUP	PUP	PUP	PUP	PUP	PUP	PUP	SUB	INA	INA	INA	INA	1	0	0	3	

STARTERS IN BOLD AT POSITION; DNP — Did not play; INA — Inactive; IR — Injured reserve; IR-DFR — Injured Reserve/Designated for return; PUP — Reserve/Physically unable to perform; PS — Practice squad; SUB — Substitute; 2TE — Started as second tight end; 3WR — Started as third wide receiver; 3CB — Started as third cornerback

SEASON-HIGHS/W-L BREAKDOWN

INDIVIDUAL

Longest Scoring Run — 32, twice, most recently J.Starks, Nov. 4 vs. Chicago
 Longest Non-Scoring Run — 67, R.Cobb, Oct. 6 vs. Detroit

Longest Scoring Pass — 83, A.Rodgers to J.Jones, Oct. 6 vs. Detroit
 Longest Non-Scoring Pass — 57, A. Rodgers to J.Jones, Sept. 15 vs. Washington

Longest Kickoff Return — 70, M.Hyde, Dec. 22 vs. Pittsburgh
 Longest Punt Return — 93t, M.Hyde, Oct. 27 at Minnesota
 Longest Interception Return — 11, D.House, Oct. 20 vs. Cleveland
 Longest Fumble Return — 24t, M.Jennings, Sept. 22 at Cincinnati

Longest Punt — 62, T.Masthay, Dec. 8 vs. Atlanta

Longest Field Goal — 57, twice, most recently M.Crosby, Dec. 15 at Dallas
 Most Field Goals Attempted — 5, twice, most recently M.Crosby, Oct. 13 at Baltimore
 Most Field Goals Made — 5, M.Crosby, Oct. 6 vs. Detroit

Most Touchdowns — 2, three times, most recently E.Lacy, Dec. 22 vs. Pittsburgh

Most Rushing Attempts — 29, E.Lacy, Oct. 27 at Minnesota
 Most Rushing Yards — 150, E.Lacy, Nov. 4 vs. Chicago

Most Passing Attempts — 43, A.Rodgers, Sept. 22 at Cincinnati
 Most Completions — 34, A.Rodgers, Sept. 15 vs. Washington
 Most Passing Yards — 480, A.Rodgers, Sept. 15 vs. Washington
 Most Touchdown Passes — 4, twice, most recently M.Flynn, Dec. 15 at Dallas

Most Receptions — 11, J.Jones, Sept. 15 vs. Washington
 Most Receiving Yards — 178, J.Jones, Sept. 15 vs. Washington

Most Total Yards from Scrimmage — 178, J.Jones, Sept. 15 vs. Washington

Most Defensive Interceptions — 1, ten times, most recently A.Hawk, Dec. 22 vs. Pittsburgh
 Most Tackles — 15, A.Hawk, Nov. 24 vs. Minnesota
 Most Solo Tackles — 13, A.Hawk, Nov. 24 vs. Minnesota
 Most Sacks — 3, A.Hawk, Oct. 13 at Baltimore
 Most Passes Defensed — 4, S.Shields, Sept. 15 vs. Washington

TEAM

Offensive Most...

First Downs — 30, Nov. 24 vs. Minnesota
 Rushing Attempts — 42, Oct. 27 at Minnesota
 Rushing Yards — 199, Nov. 4 vs. Chicago
 Pass Attempts — 53, Nov. 24 vs. Minnesota
 Completions — 34, Sept. 15 vs. Washington
 TDs Thrown — 4, twice, most recently Dec. 15 at Dallas
 Ints. Thrown — 3, Nov. 17 at N.Y. Giants
 Net Passing Yards — 441, Sept. 15 vs. Washington
 Offensive Plays — 89, Nov. 24 vs. Minnesota
 Total Offense — 580, Sept. 15 vs. Washington
 Time of Possession — 40:54, Oct. 27 at Minnesota
 Turnovers — 4, Sept. 22 at Cincinnati
 Fumbles — 2, four times, most recently Nov. 28 at Detroit
 Fumbles Lost — 2, twice, most recently Nov. 28 at Detroit

Longest Scoring Drives

Plays — 18, Dec. 8 vs. Atlanta
 Yards — 92, Sept. 22 at Cincinnati
 Time — 9:07, Dec. 8 vs. Atlanta

Shortest Scoring Drives

Plays — 1, twice, most recently Nov. 4 vs. Chicago
 Yards — 0, Oct. 13 at Baltimore
 Time — 0:02, Oct. 13 at Baltimore

Defensive Fewest...

First Downs Allowed — 15, twice, most recently Oct. 27 at Minnesota
 Rushing Att. Allowed — 17, Sept. 15 vs. Washington
 Rushing Yards Allowed — 47, Oct. 13 at Baltimore
 Pass Att. Allowed — 18, Nov. 10 vs. Philadelphia
 Pass Comp. Allowed — 12, Nov. 10 vs. Philadelphia
 Net Passing Yards Allowed — 132, Oct. 27 at Minnesota
 Total Plays Allowed — 43, Oct. 27 at Minnesota
 Total Yards Allowed — 216, Oct. 20 vs. Cleveland

Defensive Most...

Takeaways — 4, twice, most recently Nov. 28 at Detroit
 Interceptions — 2, twice, most recently Dec. 15 at Dallas
 Fumbles Forced — 3, Sept. 22 at Cincinnati
 Fumbles Recovered — 3, Sept. 22 at Cincinnati
 Passes Defensed — 11, three times, most recently Dec. 15 at Dallas
 Sacks — 6, Nov. 24 vs. Minnesota

	2013 regular season...			2012 regular season...			2011 regular season...			1992-present...		
	Home	Road	Overall	Home	Road	Overall	Home	Road	Overall	Home	Road	Overall
Overall	4-3-1	3-4	7-7-1	7-1	4-4	11-5	8-0	7-1	15-1	133-42-1	90-87	221-129-1
On Grass	4-3-1	0-1	4-4-1	7-1	2-0	9-1	8-0	3-1	11-1	133-42-1	48-33	181-75-1
On Artificial Surfaces	0-0	3-3	3-3	0-0	2-4	2-4	0-0	4-0	4-0	0-0	40-54	40-54
In Open-Air Stadiums	4-3-1	1-3	5-6-1	7-1	1-2	8-3	8-0	3-1	10-1	133-42-1	53-54	187-96-1
In Indoor Stadiums	0-0	2-1	2-1	0-0	3-2	3-2	0-0	3-0	3-0	0-0	34-32	34-32
vs. Division Opponents	1-1-1	1-1	2-2-1	3-0	2-1	5-1	3-0	3-0	6-0	60-14-1	40-35	100-49-1
vs. NFC	3-2-1	2-3	5-5-1	5-1	3-3	8-4	6-0	6-0	12-0	103-28-1	67-64	169-92-1
vs. AFC	1-1	1-1	2-2	2-0	1-1	3-1	2-0	1-1	3-1	30-14	21-23	51-37
When scoring first	4-2-1	1-0	5-2-1	5-0	1-1	6-1	6-0	2-0	8-0	92-17-1	53-33	145-50-1
When Opponent scored first	0-1	2-4	2-5	2-1	3-3	5-4	2-0	5-1	7-1	40-25	35-54	75-79
In overtime	0-0-1	0-0	0-0-1	0-0	0-0	0-0	0-0	0-0	0-0	5-3-1	1-5	6-8-1
When leading after first quarter	4-1-1	1-0	5-1-1	4-0	2-1	6-1	8-0	2-0	10-0	78-12-1	47-21	125-33-1
When leading at halftime	3-1	2-1	5-2	5-0	3-1	8-1	8-0	4-0	12-0	103-9	69-26	172-35
When leading after third quarter	3-0	2-1	5-1	5-0	3-1	8-1	8-0	7-0	15-0	109-5	80-22	189-27
When trailing after first quarter	0-1	1-2	1-3	1-1	1-2	2-3	0-0	3-1	3-1	25-22	16-41	41-63
When trailing at halftime	1-2-1	1-2	2-4-1	2-1	1-3	3-4	0-0	3-1	3-1	21-28-1	16-54	37-82-1
When trailing after third quarter	1-3-1	1-2	2-5-1	1-1	1-3	2-4	0-0	0-1	0-1	15-34-1	5-64	20-98-1
When tied at halftime	0-0	0-1	0-1	0-0	0-0	0-0	0-0	0-0	0-0	9-5	3-7	12-12
On Thursday	0-0	0-1	0-1	1-0	0-0	1-0	1-0	1-0	2-0	3-0	4-6	7-6
On Friday	0-0	0-0	0-0	0-0	0-0	0-0	0-0	0-0	0-0	0-0	1-0	1-0
On Saturday	0-0	0-0	0-0	0-0	0-0	0-0	0-0	0-0	0-0	1-0	2-0	3-0
On Sunday/Early Games	3-1-1	1-1	4-2-1	4-0	3-1	7-1	3-0	1-1	4-1	88-24-1	40-43	128-67-1
On Sunday/Late Afternoon Games	1-1	1-2	2-3	1-1	0-1	1-2	2-0	4-0	6-0	21-11	19-20	40-30
On Sunday/Night Games	0-0	1-0	1-0	1-1	1-1	2-1	1-0	1-0	2-0	11-2	10-3	21-5
On Monday	0-1	0-0	0-1	0-0	0-1	0-1	1-0	0-0	0-0	10-6	11-15	21-21
When Packers had 100-yard rusher	1-1-1	2-1	3-2-1	0-0	0-0	0-0	0-0	0-0	0-0	34-9-1	27-9	61-18-1
When Packers had 100-yard receiver	3-1	2-2	5-3	2-0	3-1	5-1	5-0	4-0	9-0	61-15	37-31	98-46
When Packers had 300-yard passer	1-0	1-2	2-2	2-1	2-1	4-2	4-0	5-0	9-0	30-12	28-18	58-30
When Opponent had 100-yard rusher	1-3-1	1-1	2-3-1	1-1	0-1	1-2	3-0	1-0	4-0	123-20-1	17-25	40-45-1
When Opponent had 100-yard receiver	1-3	1-3	2-6	3-0	1-1	4-1	4-0	4-0	8-0	40-16	25-32	65-48
When Opponent had 300-yard passer	1-0	2-2	3-2	3-0	0-1	3-1	4-0	4-0	8-0	20-7	15-17	35-24

TRANSACTIONS BY DATE

3/16	Re-signed LB Robert Francois	7/25	Signed DE Datone Jones and S Ryan McMahon	9/2	Signed QB Seneca Wallace; Signed T Aaron Adams, G Bryan Collins, RB Michael Hill, WR Charles Johnson, CB James Nixon, TE Jake Stoneburner, QB Scott Tolzien and WR Myles White to practice squad; Waived QB B.J. Coleman	11/6	Finley (neck) on injured reserve Signed QB Scott Tolzien to active roster; Signed WR Alex Gillett to practice squad
3/21	Re-signed LB Brad Jones	7/29	Signed S Chris Banjo and WR Omarius Hines; Waived S Ryan McMahon	9/23	Waived WR Jeremy Ross	11/12	Signed QB Matt Flynn; Placed QB Seneca Wallace (groin) on injured reserve
3/26	Signed K Giorgio Tavecchio	8/6	Signed WR Justin Wilson and QB Vince Young	9/30	Signed RB Michael Hill to active roster; Signed WR Reggie Dunn to practice squad	11/13	Signed RB Orwin Smith to practice squad; RB Michael Hill signed by Tampa Bay Buccaneers from practice squad
4/2	Signed CB Loyce Means	8/7	Place WR Sederrick Cunningham (wrist) on injured reserve	10/7	Signed CB James Nixon to active roster; Placed LB Robert Francois (Achilles) on injured reserve	11/20	Signed G Andrew Tiller to practice squad; Released G Bryan Collins from practice squad
4/9	Signed TE Matthew Mulligan	8/26	Signed K Zach Ramirez; Waived WR Alex Gillett, QB Graham Harrell, WR Omarius Hines, RB Angelo Pease, DT Gilbert Peña, K Giorgio Tavecchio and WR Justin Wilson	10/10	Signed C Garth Gerhart to practice squad; Released WR Reggie Dunn from practice squad	11/23	Activated S Sean Richardson and DE Jerel Worthy from reserve/physically unable to perform; Placed CB Casey Hayward (hamstring) and CB James Nixon (knee) on injured reserve
4/12	Re-signed C/G Evan Dietrich-Smith	8/27	Waived K Zach Ramirez; Placed S Sean Richardson (neck), T Derek Sherrod (leg), C/G JC Tretter (ankle) and DE Jerel Worthy (knee) on reserve/physically unable to perform; Placed T Bryan Bulaga (knee), WR Kevin Dorsey (toe), RB DuJuan Harris (knee) and LB Jarvis Reed (ankle) on injured reserve	10/12	WR Charles Johnson signed by Cleveland Browns from practice squad	11/27	Signed LB Victor Aiyewa to active roster; Placed RB Johnathan Franklin (neck) on injured reserve
4/15	Signed WR Sederrick Cunningham	8/31	Waived FB Jonathan Aмоса, G Andrew Datko, S David Fulton, C Garth Gerhart, RB Alex Green, T Kevin Hughes, WR Charles Johnson, G Patrick Lewis, LB Terrell Manning, CB Loyce Means, DT Jordan Miller, LB Dezman Moses, CB James Nixon, S Chaz Powell, LB Donte Savage, CB Brandon Smith, TE Jake Stoneburner, WR Tyrone Walker, WR Myles White and TE D.J. Williams; Released TE Matthew Mulligan and QB Vince Young	10/14	Signed WR Reggie Dunn to practice squad	12/3	Signed RB Kahlil Bell; Waived S Jerron McMillian; Signed CB Antonio Dennard to practice squad
4/17	Signed LB Clay Matthews to contract extension			10/15	Signed TE Jake Stoneburner and WR Myles White to active roster; Signed LB Victor Aiyewa to practice squad; Placed WR Randall Cobb on injured reserve (knee) - designated for return; Placed G/C Greg Van Roten on injured reserve (foot)	12/10	Activated C/G JC Tretter from reserve/physically unable to perform; Placed WR Myles White (knee) on injured reserve
4/24	Waived RB Brandon Saine and LB D.J. Smith			10/16	Signed WR Tyrone Walker to practice squad	12/21	Placed TE Brandon Bostick (foot) and DT Johnny Jolly (neck) on injured reserve
4/26	Signed QB Aaron Rodgers to contract extension			10/18	Claimed WR Chris Harper off waivers from San Francisco 49ers; Waived RB Michael Hill		
4/29	Waived G Joe Gibbs			10/22	Signed RB Michael Hill to practice squad; Released WR Reggie Dunn from practice squad		
5/10	Signed T David Bakhtiari, LB Sam Barrington, DE Josh Boyd, QB Matt Brown, WR Kevin Dorsey, CB Micah Hyde, RB Johnathan Franklin, WR Charles Johnson, C Patrick Lewis, LB Andy Mulumba, LB Nate Palmer, RB Angelo Pease, DT Gilbert Peña, FB Ryan Roberson, TE Jake Stoneburner, G Lane Taylor, C/G JC Tretter and WR Myles White			11/5	Activated T Derek Sherrod from reserve/physically unable to perform; Placed LB Sam Barrington (hamstring) and TE Jermichael		
5/13	Signed FB Jonathan Aмоса, LB Jarvis Reed (Wilson), LB Donte Savage, CB Brandon Smith and WR Tyrone Walker; Waived LB Micah Johnson and FB Ryan Roberson						
5/22	Signed WR Alex Gillett						
5/28	Signed S David Fulton						
5/30	Signed RB Eddie Lacy						
6/3	Re-signed CB Sam Shields						
6/11	Signed WR Terrell Sinkfield						
6/17	Released LB Desmond Bishop						
7/19	Waived WR Terrell Sinkfield						
7/23	Waived QB Matt Brown						

TRANSACTIONS BY PLAYER

Adams, Aaron - T 9/2/13 Signed to practice squad	Fulton, David - S 5/28/13 Signed 8/31/13 Waived	Means, Loyce - CB 4/2/13 Signed 8/31/13 Waived	Smith, Orwin - RB 11/13/13 Signed to practice squad
Aiyewa, Victor - LB 10/15/13 Signed to practice squad 11/27/13 Signed to active roster	Gerhart, Garth - C 8/31/13 Waived 10/10/13 Signed to practice squad	Miller, Jordan - DT 8/31/13 Waived	Stoneburner, Jake - TE 5/10/13 Signed 8/31/13 Waived 9/2/13 Signed to practice squad 10/15/13 Signed to active roster
Aмоса, Jonathan - FB 5/13/13 Signed 8/31/13 Waived	Gibbs, Joe - G 4/29/13 Waived	Moses, Dezman - LB 8/31/13 Waived	Tavecchio, Giorgio - K 3/26/13 Signed 8/26/13 Waived
Bakhtiari, David - T 5/10/13 Signed	Gillett, Alex - WR 5/22/13 Signed 8/26/13 Waived 11/6/13 Signed to practice squad	Mulligan, Matthew - TE 4/9/13 Signed 8/31/13 Released	Taylor, Lane - G 5/10/13 Signed
Banjo, Chris - S 7/29/13 Signed	Green, Alex - RB 8/31/13 Waived	Mulumba, Andy - LB 5/10/13 Signed	Tiller, Andrew - G 11/20/13 Signed to practice squad
Barrington, Sam - LB 5/10/13 Signed 11/5/13 Placed on injured reserve (hamstring)	Harper, Chris - WR 10/18/13 Claimed off waivers from San Francisco 49ers	Nixon, James - CB 8/31/13 Waived 9/2/13 Signed to practice squad 10/7/13 Signed to active roster 11/23/13 Placed on injured reserve (knee)	Tolzien, Scott - QB 9/2/13 Signed to practice squad 11/6/13 Signed to active roster
Bell, Kahlil - RB 12/3/13 Signed	Harrell, Graham - QB 8/26/13 Waived	Palmer, Nate - LB 5/10/13 Signed	Tretter, JC - C/G 5/10/13 Signed 8/27/13 Placed on reserve/physically unable to perform (ankle) 12/10/13 Activated from reserve/physically unable to perform
Bishop, Desmond - LB 6/17/13 Released	Harris, DuJuan - RB 8/27/13 Placed on injured reserve (knee)	Pease, Angelo - RB 5/10/13 Signed 8/26/13 Waived	Van Roten, Greg - G/C 10/15/13 Placed on injured reserve (foot)
Bostick, Brandon - TE 12/21/13 Placed on injured reserve (foot)	Hayward, Casey - CB 11/23/13 Placed on injured reserve (hamstring)	Peña, Gilbert - DT 5/10/13 Signed 8/26/13 Waived	Walker, Tyrone - WR 5/13/13 Signed 8/31/13 Waived 10/16/13 Signed to practice squad
Boyd, Josh - DE 5/10/13 Signed	Hill, Michael - RB 9/2/13 Signed to practice squad 9/30/13 Signed to active roster 10/18/13 Waived 10/22/13 Signed to practice squad 11/13/13 Signed by Tampa Bay Buccaneers	Powell, Chaz - S 8/31/13 Waived	Wallace, Seneca - QB 9/2/13 Signed 11/12/13 Placed on injured reserve (groin)
Brown, Matt - QB 5/10/13 Signed 7/23/13 Waived	Hines, Omarius - WR 7/29/13 Signed 8/26/13 Waived	Ramirez, Zach - K 8/26/13 Signed 8/27/13 Waived	White, Myles - WR 5/10/13 Signed 8/31/13 Waived 9/2/13 Signed to practice squad 10/15/13 Signed to active roster 12/10/13 Placed on injured reserve (knee)
Bulaga, Bryan - T 8/27/13 Placed on injured reserve (knee)	Hughes, Kevin - T 8/31/13 Waived	Reed (Wilson), Jarvis - LB 5/13/13 Signed 8/27/13 Placed on injured reserve (knee)	Williams, D.J. - TE 8/31/13 Waived
Cobb, Randall - WR 10/15/13 Placed on injured reserve (knee) - designated for return	Hyde, Micah - CB 5/10/13 Signed	Richardson, Sean - S 8/27/13 Placed on reserve/physically unable to perform (neck) 11/23/13 Activated from reserve/physically unable to perform	Wilson, Justin - WR 8/6/13 Signed 8/26/13 Waived
Coleman, B.J. - QB 9/2/13 Waived	Johnson, Charles - WR 5/10/13 Signed 8/31/13 Waived 9/2/13 Signed to practice squad 10/12/13 Signed by Cleveland Browns	Roberson, Ryan - FB 5/10/13 Signed 5/13/13 Waived	Worthy, Jerel - DE 8/27/13 Placed on reserve/physically unable to perform (knee) 11/23/13 Activated from reserve/physically unable to perform
Collins, Bryan - G 9/2/13 Signed to practice squad 11/20/13 Released from practice squad	Johnson, Micah - LB 5/13/13 Waived	Ross, Jeremy - WR 9/23/13 Waived	Young, Vince - QB 8/6/13 Signed 8/31/13 Released
Cunningham, Sederrick - WR 4/15/13 Signed 8/7/13 Placed on injured reserve (wrist)	Jolly, Johnny - DT 12/21/13 Placed on injured reserve (neck)	Saine, Brandon - RB 4/24/13 Waived	
Datko, Andrew - G 8/31/13 Waived	Jones, Brad - LB 3/21/13 Re-signed	Savage, Donte - LB 5/13/13 Signed 8/31/13 Waived	
Dennard, Antonio - CB 12/3/13 Signed to practice squad	Jones, Datone - DE 7/25/13 Signed	Sherrad, Derek - T 8/27/13 Placed on reserve/physically unable to perform (leg) 11/5/13 Activated from reserve/physically unable to perform	
Dietrich-Smith, Evan - C 4/12/13 Re-signed	Lacy, Eddie - RB 5/30/13 Signed	Shields, Sam - CB 6/3/13 Re-signed	
Dorsey, Kevin - WR 5/10/13 Signed 8/27/13 Placed on injured reserve (toe)	Lewis, Patrick - C 5/10/13 Signed 8/31/13 Waived	Sinkfield, Terrell - WR 6/11/13 Signed 7/19/13 Waived	
Dunn, Reggie - WR 9/30/13 Signed to practice squad 10/10/13 Released from practice squad 10/14/13 Signed to practice squad 10/22/13 Released from practice squad	Manning, Terrell - LB 8/31/13 Waived	Smith, Brandon - CB 5/13/13 Signed 8/31/13 Waived	
Finley, Jermichael - TE 11/5/13 Placed on injured reserve (neck)	McMahon, Ryan - S 7/25/13 Signed 7/29/13 Waived	Smith, D.J. - LB 4/24/13 Waived	
Flynn, Matt - QB 11/12/13 Signed	McMillian, Jerron - S 12/3/13 Waived		
Francois, Robert - LB 3/16/13 Re-signed 10/7/13 Placed on injured reserve (Achilles)			
Franklin, Johnathan - RB 5/10/13 Signed 11/27/13 Placed on injured reserve (neck)			

THE LAST TIME

Regular-Season Games Only

RUSHING

200 Yards Rushing, Individual

BY PACKERS — Ahman Green, Dec. 28, 2003, vs. Denver (218 yards)
BY OPPONENT — Adrian Peterson, Dec. 2, 2012, vs. Minnesota (210 yards)

100 Yards Rushing, Individual

BY PACKERS — Eddie Lacy, Dec. 15, 2013, at Dallas (141 yards)
BY OPPONENT — Le'Veon Bell, Dec. 22, 2013, vs. Pittsburgh (124 yards)

100 Yards Rushing, Individual, One Half

BY PACKERS — Eddie Lacy, Dec. 15, 2013, at Dallas (110 yards in second half)
BY OPPONENT — LeSean McCoy, Nov. 10, 2013, vs. Philadelphia (114 yards in second half)

100 Yards Rushing and Receiving, Individual

BY PACKERS — Never
BY OPPONENT — Darrin Nelson, Nov. 13, 1983, at Minnesota (119 yards rushing, 137 receiving)

Two 100-Yard Rushers

BY PACKERS — Ryan Grant (106 yards) and DeShawn Wynn (106), Dec. 28, 2008, vs. Detroit
BY OPPONENT — Tony Dorsett (149 yards) and Robert Newhouse (101), Nov. 12, 1978, vs. Dallas at Milw.

Two 100-Yard Rushers and Two 100-Yard Receivers

BY PACKERS — Ryan Grant (106 yards) and DeShawn Wynn (106), Dec. 28, 2008, vs. Detroit, Donald Driver (111 yards) and Greg Jennings (101 yards), Dec. 28, 2008, vs. Detroit*
BY OPPONENT — Never
*First time in NFL history

Four Touchdowns Rushing, Individual

BY PACKERS — Dorsey Levens, Jan. 2, 2000, vs. Arizona (8, 1, 5, 1 yards)
BY OPPONENT — DeAngelo Williams, Nov. 30, 2008, vs. Carolina (1, 1, 1, 1 yards)

Three Touchdowns Rushing, Individual

BY PACKERS — Ahman Green, Oct. 20, 2002, vs. Washington (24, 2, 8 yards)
BY OPPONENT — DeAngelo Williams, Nov. 30, 2008, vs. Carolina (1, 1, 1, 1 yards)

Two Touchdowns Rushing, Individual

BY PACKERS — Eddie Lacy, Dec. 22, 2013, vs. Pittsburgh (14, 2 yards)
BY OPPONENT — Arian Foster, Oct. 14, 2012, at Houston (1, 1 yards)

PASSING

400 Yards Passing, Individual

BY PACKERS — Aaron Rodgers, Sept. 15, 2013, vs. Washington (480 yards)
BY OPPONENT — Colin Kaepernick, Sept. 8, 2013, at San Francisco (412 yards)

300 Yards Passing, Individual

BY PACKERS — Scott Tolzien, Nov. 17, 2013, at N.Y. Giants (339 yards)
BY OPPONENT — Tony Romo, Dec. 15, 2013, at Dallas (358 yards)

Six Touchdown Passes, Individual

BY PACKERS — Aaron Rodgers, Oct. 14, 2012, at Houston (41, 6, 21, 1, 48, 18 yards)
BY OPPONENT — Tommy Kramer, Sept. 28, 1986, at Minnesota (23, 13, 36, 2, 17, 7 yards)

Five Touchdown Passes, Individual

BY PACKERS — Aaron Rodgers, Oct. 14, 2012, at Houston (41, 6, 21, 1, 48, 18 yards)
BY OPPONENT — Matthew Stafford, Jan. 1, 2012, vs. Detroit (8, 13, 2, 5, 12 yards)

Four Touchdown Passes, Individual

BY PACKERS — Matt Flynn, Dec. 15, 2013, at Dallas (13, 3, 11, 3 yards)
BY OPPONENT — Matthew Stafford, Jan. 1, 2012, vs. Detroit (8, 13, 2, 5, 12 yards)

Three Touchdown Passes, Individual

BY PACKERS — Matt Flynn, Dec. 15, 2013, at Dallas (13, 3, 11, 3 yards)
BY OPPONENT — Matthew Stafford, Nov. 28, 2013, at Detroit (5, 20, 20 yards)

Six Interceptions Thrown, Individual

BY PACKERS — Tom O'Malley, Sept. 17, 1950, vs. Detroit
BY OPPONENT — Don Horn, Sept. 26, 1971, vs. Denver at Milw.

Five Interceptions Thrown, Individual

BY PACKERS — Brett Favre, Oct. 30, 2005, at Cincinnati
BY OPPONENT — Rich Gannon, Oct. 28, 1990, vs. Minnesota at Milw.

Four Interceptions Thrown, Individual

BY PACKERS — Brett Favre, Dec. 25, 2005, vs. Chicago
BY OPPONENT — Jay Cutler, Sept. 13, 2012, vs. Chicago

RECEIVING

10 or More Receptions, Individual

BY PACKERS — James Jones, Sept. 15, 2013, vs. Washington (11 receptions)
BY OPPONENT — Dez Bryant, Dec. 15, 2013, at Dallas (11 receptions)

200 Yards Receiving, Individual

BY PACKERS — Javon Walker, Sept. 26, 2004, at Indianapolis (200 yards)
BY OPPONENT — Anquan Boldin, Sept. 8, 2013, at San Francisco (208 yards)

100 Yards Receiving, Individual

BY PACKERS — Jordy Nelson, Nov. 17, 2013, at N.Y. Giants (117 yards)
BY OPPONENT — Antonio Brown, Dec. 22, 2013, vs. Pittsburgh (105 yards)

100 Yards Receiving, One Half, Individual

BY PACKERS — James Jones, Oct. 6, 2013, vs. Detroit (122 yards in second half)
BY OPPONENT — Dez Bryant, Dec. 15, 2013, at Dallas (102 yards in first half)

Two 100-Yard Receivers

BY PACKERS — James Jones (178 yards) and Randall Cobb (128 yards), Sept. 15, 2013, vs. Washington
BY OPPONENT — Calvin Johnson (244 yards) and Brandon Pettigrew (116), Jan. 1, 2012, vs. Detroit

Four Touchdown Receptions, Individual

BY PACKERS — Sterling Sharpe, Nov. 24, 1994, at Dallas (1, 36, 30, 5 yards)
BY OPPONENT — Never

Three Touchdown Receptions, Individual

BY PACKERS — James Jones, Dec. 16, 2012, at Chicago (29, 8, 6 yards)
BY OPPONENT — Vincent Jackson, Nov. 6, 2011, at San Diego (23, 5, 29 yards)

Two Touchdown Receptions, Individual

BY PACKERS — Jordy Nelson, Oct. 27, 2013, at Minnesota (11, 76 yards)
BY OPPONENT — Riley Cooper, Nov. 10, 2013, vs. Philadelphia (45, 32 yards)

INTERCEPTIONS

Four Interceptions, Individual

BY PACKERS — Willie Buchanon, Sept. 24, 1978, at San Diego
BY OPPONENT — Never

Three Interceptions, Individual

BY PACKERS — Tom Flynn, Oct. 28, 1984, vs. Detroit
BY OPPONENT — Vencie Glenn, Dec. 27, 1992, at Minnesota

Two Interceptions, Individual

BY PACKERS — Morgan Burnett, Dec. 2, 2012, vs. Minnesota
BY OPPONENT — Jason David, Nov. 24, 2008, at New Orleans

Interception Returned for Touchdown

BY PACKERS — M.D. Jennings, Nov. 18, 2012, at Detroit (72 yards)
BY OPPONENT — Cortez Allen, Dec. 22, 2013, vs. Pittsburgh (40 yards)

TOUCHDOWNS

Five Touchdowns, Individual

BY PACKERS — Paul Hornung, Dec. 12, 1965, at Baltimore (2-, 9-, 3-yard runs; 50-, 65-yard receptions)
BY OPPONENT — Never

Four Touchdowns, Individual

BY PACKERS — Dorsey Levens, Jan. 2, 2000, vs. Arizona (8-, 1-, 5-, 1-yard runs)
BY OPPONENT — DeAngelo Williams, Nov. 30, 2008, vs. Carolina (1-, 1-, 1-, 1-yard runs)

Three Touchdowns, Individual

BY PACKERS — James Jones, Dec. 16, 2012, at Chicago (29-, 8-, 6-yard receptions)
BY OPPONENT — Vincent Jackson, Nov. 6, 2011, at San Diego (23-, 5-, 29-yard receptions)

THE LAST TIME

FIELD GOALS/PATS

Five Field Goals Made, Individual

BY PACKERS — Mason Crosby, Oct. 6, 2013, vs. Detroit (26, 52, 31, 42, 45 yards)

BY OPPONENT — Dan Bailey, Dec. 15, 2013, at Dallas (47, 23, 43, 50, 50 yards)

Four Field Goals Made, Individual

BY PACKERS — Mason Crosby, Oct. 13, 2013, at Baltimore (45, 31, 50, 31 yards)

BY OPPONENT — Dan Bailey, Dec. 15, 2013, at Dallas (47, 23, 43, 50, 50 yards)

60-Yard Field Goal

BY PACKERS — Never

BY OPPONENT — David Akers, Sept. 9, 2012, vs. San Francisco (63 yards)

50-Yard Field Goal

BY PACKERS — Mason Crosby, Dec. 15, 2013, at Dallas (57 yards)

BY OPPONENT — Dan Bailey, Dec. 15, 2013, at Dallas (50 yards)

Blocked Field-Goal Attempt

BY PACKERS — Johnny Jolly, Sept. 27, 2009, at St. Louis (48-yard Josh Brown attempt)

BY OPPONENT — Jay Ratliff, Nov. 7, 2010, vs. Dallas (54-yard Mason Crosby attempt)

Two-Point Conversion

BY PACKERS — Jordy Nelson, Sept. 9, 2012, vs. San Francisco (pass from Aaron Rodgers)

BY OPPONENT — Donald Brown, Oct. 7, 2012, at Indianapolis (rush)

Point After Touchdown Missed

BY PACKERS — Mason Crosby, Dec. 11, 2011, vs. Oakland (blocked, fifth attempt)

BY OPPONENT — Mike Nugent, Sept. 22, 2013, at Cincinnati (blocked, fourth attempt)

Blocked Point After Touchdown

BY PACKERS — Datone Jones, Sept. 22, 2013, at Cincinnati (Mike Nugent, fourth attempt)

BY OPPONENT — Desmond Bryant, Dec. 11, 2011, vs. Oakland (Mason Crosby, fifth attempt)

PUNTING

70-Yard Punt

BY PACKERS — Tim Masthay, Dec. 18, 2011, at Kansas City (71 yards)

BY OPPONENT — Jon Ryan, Sept. 24, 2012, at Seattle (73 yards)

60-Yard Punt

BY PACKERS — Tim Masthay, Dec. 8, 2013, vs. Atlanta (62 yards)

BY OPPONENT — Steve Weatherford, Nov. 17, 2013, at N.Y. Giants (61 yards)

Blocked Punt

BY PACKERS — Jamari Lattimore, Nov. 4, 2013, vs. Chicago (Adam Podlesh, punter)

BY OPPONENT — Bryan Braman, Oct. 14, 2012, at Houston (Tim Masthay, punter)

10 Punts, Individual

BY PACKERS — Jon Ryan, Nov. 19, 2006, vs. New England (10 punts; 459 yards)

BY OPPONENT — Chris Kluwe, Dec. 21, 2006, vs. Minnesota (10 punts; 434 yards)

No Punts

BY PACKERS — Oct. 27, 2013, at Minnesota

BY OPPONENT — Nov. 22, 1981, at Tampa Bay

OTHER SPECIAL TEAMS

Kickoff Returned for Touchdown

BY PACKERS — Randall Cobb, Sept. 8, 2011, vs. New Orleans (108 yards)

BY OPPONENT — Cordarrelle Patterson, Oct. 27, 2013, at Minnesota (109 yards)

Punt Returned for Touchdown

BY PACKERS — Micah Hyde, Oct. 27, 2013, at Minnesota (93 yards)

BY OPPONENT — Darren Sproles, Sept. 8, 2011, vs. New Orleans (72 yards)

Blocked (Opponent) Field Goal Returned for Touchdown

BY PACKERS — Willie Buchanon, Dec. 17, 1972, at New Orleans (57 yards)

BY OPPONENT — Shawn Springs, Nov. 1, 1999, vs. Seattle (61 yards)

Blocked Punt Returned for Touchdown

BY PACKERS — Dezman Moses, Oct. 28, 2012, vs. Jacksonville (0 yards; Bryan Anger, punter)

BY OPPONENT — DeVier Posey, Oct. 14, 2012, at Houston (0 yards; Tim Masthay, punter)

Recovered Own Onside Kick Attempt

BY PACKERS — Jamari Lattimore, Nov. 4, 2013, vs. Chicago (Mason Crosby, kicker)

BY OPPONENT — Darrell Stuckey, Nov. 6, 2011, at San Diego (Nick Novak, kicker)

OTHER DEFENSE

Shutout Posted

BY PACKERS — Oct. 31, 2010, at N.Y. Jets (9-0)

BY OPPONENT — Nov. 19, 2006, vs. New England (35-0)

Fumble Returned for Touchdown

BY PACKERS — Morgan Burnett, Nov. 28, 2013, at Detroit (1 yard)

BY OPPONENT — Terence Newman, Sept. 22, 2013, at Cincinnati (58 yards)

Safety Scored

BY PACKERS — Team, Jan. 3, 2010, at Arizona (Reggie Wells penalized for holding in the end zone)

BY OPPONENT — Ndamukong Suh, Nov. 28, 2013, at Detroit (Matt Flynn sacked)

Five Sacks, Individual

BY PACKERS — Vonnie Holliday, Dec. 22, 2002, vs. Buffalo

BY OPPONENT — Antwan Odom, Sept. 20, 2009, vs. Cincinnati

Four Sacks, Individual

BY PACKERS — Kabeer Gbaja-Biamila, Jan. 2, 2005, at Chicago

BY OPPONENT — Chris Clemons, Sept. 24, 2012, at Seattle

Three Sacks, Individual

BY PACKERS — A.J. Hawk, Oct. 13, 2013, at Baltimore

BY OPPONENT — Shea McClellin, Nov. 4, 2013, vs. Chicago

MISCELLANEOUS

No Penalties

BY PACKERS — Nov. 4, 2013, vs. Chicago

BY OPPONENT — Dec. 14, 1997, at Carolina

Game Without Touchdown

BY PACKERS — Dec. 12, 2010, at Detroit

BY OPPONENT — Oct. 16, 2011, vs. St. Louis

50 Points, Game

BY PACKERS — 55, Dec. 23, 2012, vs. Tennessee

BY OPPONENT — 51, Nov. 24, 2008, at New Orleans

40 Points, Game

BY PACKERS — 44, Oct. 27, 2013, at Minnesota

BY OPPONENT — 40, Nov. 28, 2013, at Detroit

500 Yards Total Offense

BY PACKERS — 580, Sept. 15, 2013, vs. Washington

BY OPPONENT — 561, Nov. 28, 2013, at Detroit

Tie Game

Green Bay 26, Minnesota 26, Nov. 24, 2013

CINCINNATI — Green Bay went out and let one get away on Sunday. Terence Newman returned a fumble 58 yards for a touchdown with 3 minutes, 47 seconds left, rallying the Cincinnati Bengals to a 34-30 victory.

Each team gave it away four times. Each team returned a fumble for a touchdown — M.D. Jennings ran one back for Green Bay. The Bengals blew a 14-point lead, and the Packers let a 16-point lead get away in the second half. Green Bay scored 30 consecutive points and lost.

The second-half comeback completed an exhilarating week at Paul Brown Stadium for the Bengals, who beat AFC North rival Pittsburgh 20-10 on Monday night with an impressive defensive game.

The defense made the difference again against Aaron Rodgers and Green Bay's high-powered but injury-depleted offense. Rodgers was 26 of 43 for 244 yards, but was sacked four times and threw two interceptions.

Green Bay lost tight end Jeremiahae Finley to a concussion and ran out of running backs. Eddie Lacy was inactive with a concussion, James Starks hurt a knee in the first half, and rookie Johnathan Franklin ran for 103 yards and a touchdown before limping off at the start of the final series.

The Bengals were missing cornerback Dre Kirkpatrick, sidelined with a hamstring injury, but got plenty of pressure on Rodgers and made the deciding turnover.

Trying to put the game away, Green Bay went for it on fourth-and-1 at the Cincinnati 30-yard line. Franklin was stripped of the ball, Reggie Nelson picked it up and started to run, but fumbled and Newman scooped it up and went the rest of the way.

Cincinnati scored two touchdowns within a 12-second span in the first quarter, aided by a fumble on a kickoff, but wound up having to play catch-up as its offense bogged down.

Andy Dalton was 20 of 28 for 235 yards with two touchdowns, an interception and a fumble.

OFFICIALS — Referee: Clete Blakeman (34); Umpire: Garth DeFeice (53); Head Linesman: Tony Veteri (36); Line Judge: Ron Marinucci (107); Side Judge: Greg Meyer (78); Field Judge: David Meslow (118); Back Judge: Terrence Miles (111); Replay Official: Dick Creed

STARTING LINEUPS

Green Bay Packers		Cincinnati Bengals	
Offense	Defense	Offense	Defense
WR 87 J.Nelson	NT 79 R.Pickett	WR 12 M.Sanu	LDE 96 C.Dunlap
LT 69 D.Bakhtiari	LDE 90 B.Raji	LT 77 A.Whitworth	DT 94 D.Peko
LG 71 J.Siton	LB 53 M.Perry	LG 65 C.Boling	DT 97 G.Atkins
C 62 E.Dietrich-Smith	BLB 50 A.Hawk	C 64 K.Cook	RDE 93 M.Johnson
RG 70 T.Lang	MLB 59 B.Jones	RG 68 K.Zeller	DB 24 A.Jones
RT 67 D.Barclay	ROLB 52 C.Matthews	RT 71 An.Smith	LB 58 R.Mauluga
TE 88 J.Finley	LCB 38 T.Williams	TE 84 J.Gresham	LB 55 V.Burfitt
WR 18 R.Cobb	RCB 37 S.Shields	WR 18 A.Green	LCB 23 T.Newman
WR 89 J.Jones	CB 33 M.Hyde	QB 14 A.Dalton	RCB 29 L.Hall
QB 12 A.Rodgers	SS 32 C.Banio	HB 42 B.Green-Ellis	SS 43 G.Iloka
RB 44 J.Starks	FS 43 M.Jennings	TE 85 T.Eifert	FS 20 R.Nelson

GREEN BAY SUBSTITUTIONS — K 2 M.Crosby, P 8 T.Masthay, WR 11 J.Ross, WR 10 J.Ross, WR 11 J.McMillan, RB 23 J.Franklin, CB 31 D.House, LB 49 R.Francois, LB 51 M.Palmer, LB 55 A.Mulumba, LB 57 J.Lattimore, LB 58 S.Barrington, LS 61 B.Goode, G/C 64 G.Van Roten, T 74 M.Newhouse, DE 76 M.Daniels, TE 81 A.Quarless, TE 82 R.Taylor, TE 86 B.Bostick, DE 95 D.Jones, DE 96 M.Neal, DT 97 J.Jolly, DE 98 C.Wilson.

DID NOT PLAY — 08 9 S.Wallace. **INACTIVES** — CB 24 J.Bush, RB 27 E.Lacy, CB 29 C.Hayward, FB J.Kuhn, S 42 M.Burnett, G 65 L.Taylor, DE 93 J.Boyd.

FIELD GOALS (made / & missed)
 (41) (19) (26) M.Nugent 52/WL

Qtr	Time	Play Description (Extra Point) (Drive Info)	Int	PD
1	9:20	G.Bernard 3 yd. run (M.Nugent kick) (10-80, 5:40)	0	0
1	9:08	B.Green-Ellis 2 yd. run (M.Nugent kick) (1-2, 0:12)	0	0
2	14:57	M.Crosby 41 yd. Field Goal (4-3, 0:46)	3	14
2	11:22	M.Jennings 24 yd. fumble return (M.Crosby kick)	10	14
2	6:32	M.Crosby 19 yd. Field Goal (7-20, 3:11)	13	14
2	0:00	J.Franklin 2 yd. run (M.Crosby kick) (9-80, 3:20)	16	14
3	11:40	J.Jones 7 yd. pass from A.Rodgers (M.Crosby kick) (5-92, 1:48)	23	14
3	5:30	A.Green 20 yd. pass from A.Dalton (M.Nugent kick) (4-65, 1:40)	30	21
4	10:55	M.Jones 11 yd. pass from A.Dalton (kick blocked) (7-95, 2:46)	30	27
4	3:47	T.Newman 58 yd. fumble recovery (M.Nugent kick)	30	34

UT	A	TEL	TI	SK	QBH	FF	ER	Int	PD
11	2	1	13	0-0	1	1	0-0	0	0
10	3	1	13	0-0	1	1	0-0	0	0
4	1	5	1-4	1	0	1	0-0	0	0
2	3	0	5	0-0	1	0	0-0	0	0
3	1	0	4	0-0	0	0	0-0	0	0
3	1	0	4	0-0	0	0	0-0	0	0
3	0	1	3	1-8	1	0	0-0	1	1
2	1	0	3	0-0	0	0	0-0	0	0
1	2	0	3	0-0	0	0	0-0	0	0
0	3	0	3	0-0	0	0	0-0	0	0
Totals	45	25	7	70	4-20	8	3	3	1-1

GREEN BAY DEFENSIVE STATISTICS (official)

Team	UT	A	TEL	TI	SK	QBH	FF	ER	Int	PD
B.Jones	11	2	1	13	0-0	1	1	0-0	0	0
A.Hawk	10	3	1	13	0-0	1	1	0-0	0	0
M.Jennings	4	1	5	1-4	1	0	1	0-0	0	0
M.Perry	2	3	0	5	0-0	1	0	0-0	0	0
M.Hyde	3	1	0	4	0-0	0	0	0-0	0	0
S.Shields	3	1	0	4	0-0	0	0	0-0	0	0
T.Williams	3	0	1	3	1-8	1	0	0-0	1	1
C.Banio	2	1	0	3	0-0	0	0	0-0	0	0
R.Pickett	1	2	0	3	0-0	0	0	0-0	0	0
B.Raji	0	3	0	3	0-0	0	0	0-0	0	0

Green Bay Packers											
RUSHING	ATT	YDS	AVG	LG	TD	Cincinnati Bengals					
J.Franklin	13	103	7.9	51	1	RUSHING	ATT	YDS	AVG	LG	TD
J.Starks	14	55	3.9	13	0	B.Bernard	10	50	5.0	17	1
A.Rodgers	3	24	8.0	18	0	B.Green-Ellis	10	29	2.9	10	1
Total	30	182	6.1	51	1	A.Dalton	4	3	0.8	4	0
PASSING						PASSING					
A.Rodgers	43	26	244	4/27	1	30	2	64.5			
Total	43	26	244	4/27	1	30	2	64.5			
PASS RECEIVING						PASS RECEIVING					
J.Nelson	8	93	11.6	30	0	M.Sanu	4	68	17.0	32	0
R.Cobb	5	54	10.8	26	0	G.Bernard	4	49	12.3	31	0
J.Jones	4	34	8.5	13	1	A.Green	4	26	6.5	20	1
J.Franklin	3	23	7.7	10	0	J.Gresham	4	27	6.8	11	0
A.Quarless	3	21	7.0	10	0	M.Jones	3	38	12.7	22	1
R.Taylor	2	11	5.5	8	0	T.Eifert	1	7	7.0	7	0
J.Ross	1	8	8.0	8	0	Total	20	235	11.8	32	2
Total	26	244	9.4	30	1	INTERCEPTIONS					
INTERCEPTIONS						S.Shields	1	1	1.0	1	0
J.Ross	1	1	1.0	1	0	L.Hall	1	9	9.0	9	0
Total	1	1	1.0	1	0	Total	2	9	4.5	9	0
PUNTING						PUNTING					
T.Masthay	3	130	43.3	43.3	0	3	131	43.7	43.7	0	1
Total	3	130	43.3	43.3	0	3	131	43.7	43.7	0	1
PUNT RETURNS						PUNT RETURNS					
J.Ross	0	0	0.0	0	0	B.Tate	0	0	0.0	1	0
R.Cobb	0	0	0.0	1	0	(downed)	1	0	0.0	0	0
(out of bounds)	1	0	0.0	0	0	(out of bounds)	1	0	0.0	0	0
Returns	0	0	0.0	2	0	Returns	0	0	0.0	1	0
KICK RETURNS						KICK RETURNS					
J.Ross	2	21	10.5	0	21	0	0	0.0	0	0	0
(out of bounds)	1	0	0.0	0	0	B.Tate	4	111	27.8	0	0
(back)	3	0	0.0	0	0	(back)	2	0	0.0	0	0
Returns	2	21	10.5	0	21	Returns	4	111	27.8	0	0
FUMBLES						FUMBLES					
J.Franklin	1	1	0	0	0	0	0	0	0	0	0
J.Ross	1	1	0	0	0	R.Nelson	1	0	0	1	6
C.Matthews	0	0	0	2	0	A.Dalton	1	1	0	0	0
B.Jones	0	0	0	0	0	B.Green-Ellis	1	1	0	0	0
R.Francois	0	0	0	0	1	J.Gresham	1	1	0	0	0
A.Hawk	0	0	0	0	1	B.Tate	1	0	0	0	0
R.Cobb	0	0	0	0	1	T.Newman	0	0	0	0	0
A.Hawk	0	0	0	0	1	C.Pearman	0	1	0	0	0
M.Jennings	0	0	0	0	1	M.Johnson	0	0	0	0	0
Total	2	2	0	0	5	3	2	58	1	2	6

Green Bay Packers											
RUSHING	ATT	YDS	AVG	LG	TD	Cincinnati Bengals					
J.Franklin	13	103	7.9	51	1	RUSHING	ATT <td>YDS <td>AVG <td>LG <td>TD</td> </td></td></td>	YDS <td>AVG <td>LG <td>TD</td> </td></td>	AVG <td>LG <td>TD</td> </td>	LG <td>TD</td>	TD
J.Starks	14	55	3.9	13	0	B.Bernard	10	50	5.0	17	1
A.Rodgers	3	24	8.0	18	0	B.Green-Ellis	10	29	2.9	10	1
Total	30	182	6.1	51	1	A.Dalton	4	3	0.8	4	0
PASSING						PASSING					
A.Rodgers	43	26	244	4/27	1	30	2	64.5			
Total	43	26	244	4/27	1	30	2	64.5			
PASS RECEIVING						PASS RECEIVING					
J.Nelson	8	93	11.6	30	0	M.Sanu	4	68	17.0	32	0
R.Cobb	5	54	10.8	26	0	G.Bernard	4	49	12.3	31	0
J.Jones	4	34	8.5	13	1	A.Green	4	26	6.5	20	1
J.Franklin	3	23	7.7	10	0	J.Gresham	4	27	6.8	11	0
A.Quarless	3	21	7.0	10	0	M.Jones	3	38	12.7	22	1
R.Taylor	2	11	5.5	8	0	T.Eifert	1	7	7.0	7	0
J.Ross	1	8	8.0	8	0	Total	20	235	11.8	32	2
Total	26	244	9.4	30	1	INTERCEPTIONS					
INTERCEPTIONS						S.Shields	1	1	1.0	1	0
J.Ross	1	1	1.0	1	0	L.Hall	1	9	9.0	9	0
Total	1	1	1.0	1	0	Total	2	9	4.5	9	0
PUNTING						PUNTING					
T.Masthay	3	130	43.3	43.3	0	3	131	43.7	43.7	0	1
Total	3	130	43.3	43.3	0	3	131	43.7	43.7	0	1
PUNT RETURNS						PUNT RETURNS					
J.Ross	0	0	0.0	0	0	B.Tate	0	0	0.0	1	0
R.Cobb	0	0	0.0	1	0	(downed)	1	0	0.0	0	0
(out of bounds)	1	0	0.0	0	0	(out of bounds)	1	0	0.0	0	0
Returns	0	0	0.0	2	0	Returns	0	0	0.0	1	0
KICK RETURNS						KICK RETURNS					
J.Ross	2	21	10.5	0	21	0	0	0.0	0	0	0
(out of bounds)	1	0	0.0	0	0	B.Tate	4	111	27.8	0	0
(back)	3	0	0.0	0	0	(back)	2	0	0.0	0	0
Returns	2	21	10.5	0	21	Returns	4	111	27.8	0	0
FUMBLES						FUMBLES					
J.Franklin	1	1	0	0	0	0	0	0	0	0	0
J.Ross	1	1	0	0	0	R.Nelson	1	0	0	1	6

GREEN BAY, Wis. (AP) — James Jones' 83-yard touchdown reception late in the third quarter was just the big-play spark the Packers needed to live on an offense that otherwise settled for field goals in a 22-9 win Sunday over the undermanned Detroit Lions.

Mason Crosby kicked a franchise-tying five field goals, while the defense contained Reggie Bush and took advantage of an offense playing without star receiver Calvin Johnson, who had missed a couple days of practice during the week with a knee injury.

With Johnson out, Jones stole the show with a highlight-reel catch.

Jones had a step on his man down the left sideline, and Aaron Rodgers delivered a perfectly timed throw. With another defensive back closing in around the 15, Jones turned right about 45 degrees to get into the end zone for a 16-3 lead with 3:12 left in the third quarter. Jones, who finished with four catches for 127 yards, barely missed another long score after his foot grazed the sideline in the end zone late in the fourth quarter.

Rodgers was 20 for 30 for 274 yards, and Eddie Lacy ran for 99 yards on 23 carries in his return from a Week 2 concussion, as the Packers (2-2) extended their winning streak in Wisconsin over the Lions (3-2) to 23.

Randall Cobb set up Crosby's 31-yard field goal in the third quarter with a 67-yard dash into Lions territory after lining up in the backfield. Crosby also was good from 26 and 52 yards in the first half and added makes from 42 and 45 in the fourth quarter.

The defense set the pace for Green Bay before the offense caught up, as the Packers recorded five sacks, all from their linebackers, including one from Clay Matthews before he left with a thumb injury.

Bush was held to 44 yards on 13 carries and four catches for 25 yards. The Packers' improved run defense mostly contained the dangerous Bush on first-down runs, leaving the Lions with long second- and third-down situations.

Matthew Stafford finished 25 for 40 for 262 yards and the Lions' only touchdown came late when Stafford found Kris Durham for a 13-yard score.

OFFICIALS — Referee: Jerome Boger (23); Umpire: Tony Michalek (115); Head Linesman: Ed Camp (134); Line Judge: Tom Stephan (68);

Side Judge: Allen Baynes (56); Field Judge: Dyrrol Piroleau (109); Back Judge: Tony Staretore (112); Replay Official: Carl Maassen

STARTING LINEUPS

Detroit Lions		Green Bay Packers	
Offense	Defense	Offense	Defense
WR 17 K.Durham	DE 94 E.Ansah	WR 87 J.Nelson	LDE 90 B.Raji
LT 71 R.Reif	DT 98 M.Farley	LT 69 D.Bakhtiari	NT 79 R.Pickett
LG 67 R.Sims	DT 90 M.Suh	LG 71 J.Sitton	LOLB 96 M.Neal
C 51 D.Raiola	DE 79 W.Young	C 62 E.Dietrich-Smith	BLB 50 A.Hawk
RG 75 L.Warford	MLB 55 S.Tulloch	RG 70 T.Lang	MLB 59 B.Jones
RT 70 J.Fox	OLB 54 D.Levy	RT 67 D.Barcley	POLB 52 C.Matthews
TE 87 B.Petigrew	RCB 31 J.Matthis	TE 88 J.Finey	LCB 38 T.Williams
WR 84 R.Broyles	CB 23 C.Houston	WR 18 R.Cobb	RCB 37 S.Shields
QB 9 M.Stafford	SS 27 G.Quin	WR 89 J.Jones	SS 42 M.Burnett
RB 21 R.Bush	FS 26 L.Delmas	QB 12 A.Rodgers	FS 43 M.Jennings
FB 35 J.Bell	CB 28 D.Bentley	RB 27 E.Lacy	CB 31 D.House

GREEN BAY SUBSTITUTIONS — K 2 M.Crosby, P 8 T.Mashay, WR 11 J.Boykin, S 22 J.McMillan, RB 23 J.Franklin, CB 24 J.Bush, FB 30 J.Kuhn, S 32 C.Banjo, CB 33 M.Hyde, RB 34 M.Hill, LB 49 R.Francois, LB 53 M.Perry, LB 55 A.Mulumba, LB 57 J.Lattimore, LB 58 S.Sarrington, LS 61 B.Goode, G 65 L.Taylor, T 74 M.Newhouse, DE 76 M.Daniels, TE 81 A.Quarless, TE 82 R.Taylor, DE 95 D.Jones, DT 97 J.Jolly. **DID NOT PLAY** — QB 9 S.Wallace. **INACTIVES** — CB 29 C.Hayward, RB 44 J.Starks, LB 51 N.Palmer, G/C 64 G.Van Rotem, TE 86 B.Bostick, DE 93 J.Boyd, DE 98 C.Wilson.

Team	Qtr	Time	Play Description (Extra Point) (Drive Info)		FIELD GOALS (made () & missed)		DETROIT LIONS		GREEN BAY PACKERS	
			UT	A	UT	A	UT	A	UT	A
Packers	1	1:24	M.Crosby 26 yd. Field Goal (15-72, 7:50)	0	0	0	0	0	0	0
Packers	2	11:19	M.Crosby 52 yd. Field Goal (12-36, 3:55)	0	0	0	0	0	0	0
Lions	3	5:04	D.Akers 53 yd. Field Goal (13-54, 3:32)	0	0	0	0	0	0	0
Packers	3	3:12	M.Crosby 31 yd. Field Goal (5-76, 2:20)	0	0	0	0	0	0	0
Packers	3	5:04	J.Jones 83 yd. pass from A.Rodgers (M.Crosby kick) (2-78, 0:54)	0	0	0	0	0	0	0
Packers	4	10:16	M.Crosby 42 yd. Field Goal (9-56, 4:35)	0	0	0	0	0	0	0
Packers	4	3:50	M.Crosby 45 yd. Field Goal (7-43, 3:11)	0	0	0	0	0	0	0
Lions	4	2:06	K.Durham 13 yd. pass from M.Stafford (pass failed) (8-80, 1:44)	0	0	0	0	0	0	0

GREEN BAY DEFENSIVE STATISTICS (official)

UT	A	TFL	TT	Sck	QBH	FF	FR	Int	PD
A.Hawk	9	3	0	12	0-0	0	0	0	0
M.Neal	3	3	8	1-4	1	0	0	0-0	0
T.Williams	6	0	6	0-0	0	0	0-0	0	0
D.House	6	0	6	0-0	0	0	0-0	0	0
M.Burnett	4	2	0	6	0-0	0	0-0	0	0
C.Matthews	3	3	1	6	1-12	1	0	0-0	0
N.Perry	3	2	2	5	2-18	3	1	0	0-0
B.Jones	2	3	1	5	1-6	1	0	0-0	0
M.Jennings	3	0	1	3	0-0	0	0	0-0	0
S.Shields	3	0	0	3	0-0	0	0	0-0	0
Totals	50	31	9	81	5-40	7	1	0	0-0

Detroit Lions										Green Bay Packers																
RUSHING	ATT	YDS	AVG	LG	TD	PASSING	ATT	CMP	YDS	SK/YD	TD	LG	INT	RT	PASSING	ATT	CMP	YDS	SK/YD	TD	LG	INT	RT			
R.Bush	13	44	3.4	20	0	J.Finley	6	32	180	5.5	67	0	0	0	E.Lacy	23	99	4.3	13	0	0	0	0			
J.Bell	5	21	4.2	9	0	J.Nelson	5	82	16.4	31	0	0	0	0	R.Cobb	2	72	36.0	67	0	0	0	0			
M.Stafford	1	-1	-1.0	-1	0	J.Jones	4	127	31.8	83	1	0	0	0	A.Rodgers	5	8	1.6	6	0	0	0	0			
Total	19	64	3.4	20	0	J.Franklin	3	1	0.3	3	0	0	0	0	Total	33	180	5.5	67	0	0	0	0			
PASSING	40	25	262	5/40	1	25	0	89.8	0	0	0	0	0	0	PASSING	30	20	274	1/5	1	83	0	106.8			
M.Stafford	40	25	262	5/40	1	25	0	89.8	0	0	0	0	0	0	Total	30	20	274	1/5	1	83	0	106.8			
Total	40	25	262	5/40	1	25	0	89.8	0	0	0	0	0	0	PASS RECEIVING	NO	YDS	AVG	LG	TD	NO	YDS	AVG	LG	TD	
PASS RECEIVING	NO	YDS	AVG	LG	TD	B.Petigrew	4	59	14.8	25	0	0	0	0	J.Finley	6	32	5.3	10	0	0	0	0	0		
M.Stafford	40	25	262	5/40	1	T.Scheffler	4	55	13.8	19	0	0	0	0	J.Nelson	5	82	16.4	31	0	0	0	0	0		
Total	40	25	262	5/40	1	J.Bell	4	30	7.5	16	0	0	0	0	J.Jones	4	127	31.8	83	1	0	0	0	0		
PASSING	40	25	262	5/40	1	R.Bush	3	25	8.3	10	0	0	0	0	R.Cobb	4	35	8.8	22	0	0	0	0	0		
M.Stafford	40	25	262	5/40	1	K.Durham	2	27	13.5	22	0	0	0	0	R.Cobb	4	35	8.8	22	0	0	0	0	0		
Total	40	25	262	5/40	1	R.Broyles	2	20	10.0	11	0	0	0	0	E.Lacy	1	-2	-2.0	-2	0	0	0	0	0		
PASS RECEIVING	NO	YDS	AVG	LG	TD	K.Ogletree	2	20	10.0	11	0	0	0	0	Total	20	274	13.7	83	1	0	0	0	0		
M.Stafford	40	25	262	5/40	1	P.Edwards	2	16	8.0	8	0	0	0	0	Total	20	274	13.7	83	1	0	0	0	0		
Total	40	25	262	5/40	1	Total	25	262	10.5	25	1	0	0	0	INTERCEPTIONS	NO	YDS	AVG	LG	TD	NO	YDS	AVG	LG	TD	
PASSING	40	25	262	5/40	1	INTERCEPTIONS	NO	YDS	AVG	LG	TD	NO	YDS	AVG	LG	TD	NO	YDS	AVG	LG	TD	NO	YDS	AVG	LG	TD
M.Stafford	40	25	262	5/40	1	Total	0	0	0.0	0	0	0	0	0	Total	0	0	0.0	0	0	0	0	0	0	0	
Total	40	25	262	5/40	1	INTERCEPTIONS	NO	YDS	AVG	LG	TD	NO	YDS	AVG	LG	TD	NO	YDS	AVG	LG	TD	NO	YDS	AVG	LG	TD
PASSING	40	25	262	5/40	1	Total	0	0	0.0	0	0	0	0	0	Total	0	0	0.0	0	0	0	0	0	0	0	
M.Stafford	40	25	262	5/40	1	INTERCEPTIONS	NO	YDS	AVG	LG	TD	NO	YDS	AVG	LG	TD	NO	YDS	AVG	LG	TD	NO	YDS	AVG	LG	TD
Total	40	25	262	5/40	1	Total	0	0	0.0	0	0	0	0	0	Total	0	0	0.0	0	0	0	0	0	0	0	

Detroit Lions										Green Bay Packers																			
PUNTING	NO	YDS	AVG	NET	TB	IN20	LG	PUNT RETURNS	NO	YDS	AVG	FC	LG	TD	PUNTING	NO	YDS	AVG	NET	TB	IN20	LG	PUNT RETURNS	NO	YDS	AVG	FC	LG	TD
S.Martin	6	311	51.8	42.8	2	2	58	M.Spurlock	0	0	0.0	1	0	0	T.Mashay	3	141	47.0	33.7	2	1	60	M.Hyde	2	7	3.5	0	0	
Total	6	311	51.8	42.8	2	2	58	(t'back)	2	0	0.0	0	0	0	Total	3	141	47.0	33.7	2	1	60	R.Cobb	2	7	3.5	0	0	
PUNTING	6	311	51.8	42.8	2	2	58	Returns	0	0	0.0	1	0	0	Total	3	141	47.0	33.7	2	1	60	(t'back)	2	0	0.0	0	0	
M.Stafford	6	311	51.8	42.8	2	2	58	M.Spurlock	0	0	0.0	1	0	0	Total	3	141	47.0	33.7	2	1	60	R.Cobb	2	7	3.5	0	0	
Total	6	311	51.8	42.8	2	2	58	(t'back)	2	0	0.0	0	0	0	Total	3	141	47.0	33.7	2	1	60	(t'back)	2	0	0.0	0	0	
PUNTING	6	311	51.8	42.8	2	2	58	Returns	0	0	0.0	1	0	0	Total	3	141	47.0	33.7	2	1	60	(t'back)	2	0	0.0	0	0	
M.Stafford	6	311	51.8	42.8	2	2	58	M.Spurlock	0	0	0.0	1	0	0	Total	3	141	47.0	33.7	2	1	60	(t'back)	2	0	0.0	0	0	
Total	6	311	51.8	42.8	2	2	58	(t'back)	2	0	0.0	0	0	0	Total	3	141	47.0	33.7	2	1	60	(t'back)	2	0	0.0	0	0	
PUNTING	6	311	51.8	42.8	2	2	58	Returns	0	0	0.0	1	0	0	Total	3	141	47.0	33.7	2	1	60	(t'back)	2	0	0.0	0	0	
M.Stafford	6	311	51.8	42.8	2	2	58	M.Spurlock	0	0	0.0	1	0	0	Total	3	141	47.0	33.7	2	1	60	(t'back)	2	0	0.0	0	0	
Total	6	311	51.8	42.8	2	2	58	(t'back)	2	0	0.0	0	0	0	Total	3	141	47.0	33.7	2	1	60	(t'back)	2	0	0.0	0	0	

Detroit Lions										Green Bay Packers									
FUMBLE	FUM	LOST	REC	YDS	TD	FF	REC	YDS	TDBDs	FUMBLE	FUM	LOST	REC	YDS	TD	FF	REC	YDS	TDBDs

BALTIMORE — Aaron Rodgers threw a 64-yard touchdown pass to Jordy Nelson. Eddie Lacy ran for 120 yards and Mason Crosby kicked four field goals as the Green Bay Packers beat the Baltimore Ravens 19-17 on Sunday.

Rodgers went 17 for 32 for 315 yards with one touchdown and one interception. He played most of the game without two of his top three receivers — James Jones hurt his left knee on a first-quarter play, and Randall Cobb left for good after being struck on the tackle by Matt Elam in the second quarter.

Rodgers' 64-yarder to Nelson gave Green Bay a 16-3 lead late in the third quarter. After the Ravens closed to 19-17 on an 18-yard touchdown catch by Dallas Clark with 2:04 remaining, Rodgers clinched the victory with a 52-yard completion to Jeremichael Finley on a third-and-3.

Despite playing without injured linebackers Clay Matthews and Brad Jones, the Packers limited Baltimore to 47 yards rushing and registered five sacks, including three by A.J. Hawk.

Green Bay went up 9-0 in the third quarter when Crosby kicked a 50-yard field goal to cap a drive that featured a 43-yard pass play from Rodgers to Jarrett Boykin.

Baltimore answered with its first score, a 23-yard field goal by Justin Tucker following a 59-yard completion from Joe Flacco to rookie Marlon Brown.

Harassed and hurried for much of the afternoon, Rodgers finally came up with a signature moment. Off of a play-fake, Rodgers rolled right and lofted a perfect spiral to Nelson, who had gotten behind Lardarius Webb.

Down 16-3, the Ravens began playing with a sense of urgency. Flacco directed a 10-play, 80-yard drive that ended with an 11-yard touchdown pass to Jacoby Jones with 11:52 remaining.

Jones, who missed the previous four weeks with a knee injury, finished with two catches for 42 yards and had a 35-yard kickoff return. Looking to enhance Green Bay's 16-10 lead, Rodgers and the Packers held onto the ball for just over 7½ minutes before Crosby kicked a 31-yard field goal with 4:17 remaining.

Flacco went 20 for 34 for 342 yards and got no help from the running game — Ray Rice finished with 34 yards on 14 carries and was stuffed three straight times inside the 5 during the second quarter.

OFFICIALS — Referee: Gene Steratore (114); Umpires: Bill Schuster (129); Head Linesman: Wayne Mackie (106); Line Judge: Jeff Seeman (45); Side Judge: Mike Weatherford (116); Field Judge: Bob Waggoner (25); Back Judge: Carl Paganelli (124); Replay Official: Paul Weidner

Green Bay Packers

WR	87 J.Nelson	90 B.Raji	Defense
LT	69 D.Bakhtiari	NT	79 R.Pickett
LG	71 J.Siton	RDE	97 J.Jolly
C	62 E.Dietrich-Smith	LOBL	96 M.Neal
RG	70 T.Lang	MLB	50 A.Hawk
RT	67 D.Barclay	MLB	57 J.Lattimore
TE	88 J.Finley	ROLB	53 N.Petry
WR	18 R.Cobb	LCB	38 T.Williams
WR	89 J.Jones	RCB	37 S.Shields
QB	12 A.Rodgers	SS	42 M.Burnett
RB	27 E.Lacy	FS	43 M.Jennings

Baltimore Ravens

WR	82 T.Smith	Defense	
LT	60 E.Monroe <td>DE</td> <td>99 C.Canty </td>	DE	99 C.Canty
LG	72 K.Osemele <td>RUSH</td> <td>55 T.Suggs </td>	RUSH	55 T.Suggs
C	66 G.Gradkowski <td>WILL</td> <td>56 J.Bynes </td>	WILL	56 J.Bynes
RG	73 M.Yanda <td>MIKE</td> <td>51 D.Smith </td>	MIKE	51 D.Smith
RT	74 M.Other <td>SAF</td> <td>58 E.Dumervil </td>	SAF	58 E.Dumervil
TE	71 R.Wagner <td>LCB</td> <td>21 L.Webb </td>	LCB	21 L.Webb
TE	86 B.Bajema <td>SS</td> <td>32 J.Theidigbo </td>	SS	32 J.Theidigbo
WR	14 M.Brown <td>FS</td> <td>26 M.Elam </td>	FS	26 M.Elam
QB	5 J.Flacco <td>RCB</td> <td>22 J.Smith </td>	RCB	22 J.Smith
RB	27 R.Rice <td>CB</td> <td>24 C.Graham </td>	CB	24 C.Graham

GREEN BAY SUBSTITUTIONS

— K 2 M.Crosby, P 8 T.Masthay, WR 11 J.Boykin, LB 23 J.Franklin, CB 25 J.Nixon, FB 30 J.Kuhn, CB 31 D.House, S 32 C.Banio, CB 33 M.Hyde, RB 34 M.Hill, LB 51 M.Palmer, LB 55 A.Mulumba, LB 58 S.Barrington, LB 61 B.Goode, G 65 T.Taylor, T 74 M.Newhouse, DE 76 M.Daniels, TE 81 A.Quarless, TE 82 R.Taylor, TE 86 B.Bostick, DE 95 D.Jones, DE 98 C.Wilson.

DID NOT PLAY — OB 9 S.Wallace. **INACTIVES** — CB 24 J.Bush, CB 29 C.Hayward, RB 44 J.Starks, LB 52 C.Matthews, LB 59 B.Jones, G/C 64 G.Van Roten, DE 93 J.Boyd.

FIELD GOALS (made / & missed)

Team	Qtr	Time	Play Description (Extra Point) (Drive Info)	Yds	Result
Green Bay Packers	1	13:11	M.Crosby 45 yd. Field Goal (6-53, 1:49)	45	3
Baltimore Ravens	2	0:00	M.Crosby 31 yd. Field Goal (1-0, 0:02)	31	6
Green Bay Packers	3	6:06	M.Crosby 50 yd. Field Goal (6-38, 3:04)	50	9
Baltimore Ravens	3	4:34	J.Tucker 23 yd. Field Goal (5-60, 1:32)	23	9
Green Bay Packers	4	2:12	J.Nelson 64 yd. pass from A.Rodgers (M.Crosby kick) (4-80, 2:22)	16	3
Baltimore Ravens	4	1:52	J.Jones 11 yd. pass from J.Flacco (J.Tucker kick) (10-80, 5:20)	16	10
Green Bay Packers	4	4:17	M.Crosby 31 yd. Field Goal (12-72, 7:35)	31	19
Baltimore Ravens	4	2:04	D.Clark 18 yd. pass from J.Flacco (J.Tucker kick) (6-90, 2:13)	18	17

GREEN BAY DEFENSIVE STATISTICS (official)

UT	A	TEL	TI	Sk	QBH	FF	ER	Int	PD
A.Hawk	9	3	2	11	3-18	1	0	0	0
M.Burnett	9	2	0	1	0-0	1	0	0	0
J.Lattimore	5	2	2	7	0-0	1	0	0	0
M.Hyde	5	1	2	6	1-10	1	0	0	0
M.Petry	5	1	1	6	1-1	1	0	0	0
M.Jennings	4	2	0	6	0-0	1	0	0	0
J.Jolly	3	2	0	4	0-0	0	0	0	0
A.Mulumba	1	3	0	4	0-0	0	0	0	0
T.Williams	1	3	0	4	0-0	0	0	0	0
C.Wilson	2	1	0	3	0-0	0	0	0	0
Totals	50	27	9	77	5-29	6	2	1	0-0

Green Bay Packers

RUSHING	E.Lacy	23	120	5.2	37	0
A.Rodgers	5	21	4.2	12	0	0
J.Kuhn	1	2	2.0	2	0	0
J.Franklin	1	-3	-3.0	-3	0	0
Total	30	140	4.7	37	0	0

PASSING

ATT	CMP	YDS	SK/YD	TD	LG	INT	RT
A.Rodgers	32	17	315	3/17	1	64	1
Total	32	17	315	3/17	1	64	1

PASS RECEIVING

NO	YDS	AVG	LG	TD
J.Nelson	4	113	28.3	64
R.Cobb	4	53	13.3	18
J.Finley	3	75	25.0	52
J.Kuhn	2	9	4.5	8
J.Boykin	1	43	43.0	43
J.Jones	1	10	10.0	10
J.Franklin	1	7	7.0	7
E.Lacy	1	5	5.0	5
Total	17	315	18.5	64

INTERCEPTIONS

NO	YDS	AVG	LG	TD
0	0	0.0	0	0
Total	0	0.0	0	0

PUNTING

NO	YDS	AVG	NET	TB	IN20	LG
T.Masthay	6	329	54.8	41.8	2	0
Total	6	329	54.8	41.8	2	0

PUNT RETURNS

NO	YDS	AVG	FC	LG	TD
M.Hyde	5	68	13.6	0	23
J.Kuhn	1	0	0.0	0	0
R.Cobb	0	0	0.0	1	0
(downed)	1	0	0.0	0	0
(t'back)	1	0	0.0	0	0
Returns	6	68	11.3	1	23
Total	6	68	11.3	1	23

KICK RETURNS

NO	YDS	AVG	FC	LG	TD
M.Hill	1	19	19.0	0	19
(t'back)	3	0	0.0	0	0
Returns	1	19	19.0	0	19
Total	1	19	19.0	0	19

FUMBLES

FumLost	Rec	Yds	TD	FF	Rec	Yds	TDBds
A.Rodgers	2	0	0	0	0	0	0
J.Kuhn	1	0	0	0	0	0	0
D.Barclay	0	0	0	0	0	0	0
J.Boykin	0	0	0	0	0	0	0
M.Hyde	0	0	0	0	0	0	0
N.Petry	0	0	0	0	0	0	0
D.Jones	0	0	0	0	0	0	0
Total	3	1	2	0	0	2	1

Baltimore Ravens

RUSHING	R.Rice	14 <th>34 <th>2.4 <th>11 <th>0</th> </th></th></th>	34 <th>2.4 <th>11 <th>0</th> </th></th>	2.4 <th>11 <th>0</th> </th>	11 <th>0</th>	0
B.Pierce	6	9	1.5	10	0	0
J.Flacco	1	6	6.0	6	0	0
M.Brown	1	-2	-2.0	-2	0	0
Total	22	47	2.1	11	0	0

PASSING

ATT	CMP	YDS	SK/YD	TD	LG	INT	RT
J.Flacco	34	20	342	5/29	2	63	0
Total	34	20	342	5/29	2	63	0

PASS RECEIVING

NO	YDS	AVG	LG	TD
T.Doss	4	99	24.8	63
D.Clark	4	81	20.3	45
M.Brown	3	71	23.7	59
R.Rice	3	15	5.0	11
J.Jones	2	42	21.0	31
B.Pierce	2	22	11.0	14
T.Smith	1	12	12.0	12
B.Bajema	1	0	0.0	0
Total	20	342	17.1	63

INTERCEPTIONS

NO	YDS	AVG	LG	TD
J.Smith	1	0	0.0	0
Total	1	0	0.0	0

PUNTING

NO	YDS	AVG	NET	TB	IN20	LG
S.Koch	9	375	41.7	31.9	1	2
Total	9	375	41.7	31.9	1	2

PUNT RETURNS

NO	YDS	AVG	FC	LG	TD
T.Doss	1	38	38.0	1	38
J.Jones	1	0	0.0	0	0
(downed)	1	0	0.0	0	0
(t'back)	2	0	0.0	0	0
Returns	2	38	19.0	1	38
Total	2	38	19.0	1	38

KICK RETURNS

NO	YDS	AVG	FC	LG	TD
J.Jones	4	102	25.5	0	35
(t'back)	1	0	0.0	0	0
Returns	4	102	25.5	0	35
Total	4	102	25.5	0	35

FUMBLES

FumLost	Rec	Yds	TD	FF	Rec	Yds	TDBds
J.Flacco	2	1	0	0	0	0	0
V.Leach	0	0	0	0	0	0	0
E.Dumervil	0	0	0	0	0	0	0
J.Theidigbo	0	0	0	0	0	0	0
Total	2	1	0	0	0	0	0

FGS - PATs had blocked

FGS	PATs	Blocked
0-0	0-0	0-0
31-9	41-8	31-9
2-38	6-68	2-38
4-102	1-19	4-102
0-0	0-0	0-0
8-55	3-1	8-55
2-1	0-0	2-1

Net Punting Average

Team	Yards	Attempts	Avg
Green Bay Packers	329	6	54.8
Baltimore Ravens	375	9	41.7

TOTAL RETURN YARDS (not inc. kickoffs)

Team	Yards
Green Bay Packers	617
Baltimore Ravens	668

NO. and Yards Punt Returns

Team	No.	Yards
Green Bay Packers	5	68
Baltimore Ravens	2	38

NO. and Yards Kickoff Returns

Team	No.	Yards
Green Bay Packers	1	19
Baltimore Ravens	4	102

GREEN BAY 31, CLEVELAND 13

Attendance: 77,804. Time: 3:13. Weather: 46° F, Humidity: 65 percent. Wind: S 8 mph

GAME 6

GREEN BAY, Wis. — Aaron Rodgers shuffled around the field to make plays. He jokingly needed a young receiver about his first Lambeau leap. And perhaps even more importantly, he was one of the calming influences this week on a Packers team beset with injuries.

Rodgers threw for 260 yards and three touchdown passes, Eddie Lacy ran for another score, and the defense came up clutch in a grinding, 31-13 win Sunday over the Cleveland Browns.

Rodgers finished 25 for 36 in methodically carving up Cleveland (3-4) despite already being without two of his top targets in injured receivers James Jones and Randall Cobb.

Then tight end Jermichael Finley left on a stretcher with about 10 minutes to go with a neck injury after a hit by Browns safety Tashaun Gipson on a 10-yard gain. The team later said Finley had movement and feeling in his extremities.

The Packers pressed on during a rainy night. Coach Mike McCarthy praised Rodgers and the team's other veterans with helping young players called upon to fill the holes at receiver and linebacker.

They came through, starting with receiver Jarrett Boykin. Making his first start with Jones and Cobb out, Boykin finished with eight catches for 103 yards and his first career touchdown.

Green Bay (4-2) won his third straight and took over first place in the NFC North. Lacy finished with 82 yards, while Finley had a 10-yard touchdown catch in the first quarter before leaving with the injury.

The defense took care of the rest against a struggling Brandon Weeden, recording three sacks of the Browns quarterback in spite of being without starting outside linebackers Clay Matthews and Nick Perry.

Still the Browns had hope late. Cleveland thought it caught a huge break after recovering an onside kick, only for the play to be erased by an onside penalty.

The Packers got the ball back, and Rodgers found Boykin for the touchdown. The second-year pro out of Virginia Tech had two Browns closing in before leaping at about the 1 to stretch the ball out over the goal line and bring the lead back to 18.

OFFICIALS — Referee: Jeff Triplette (42); Umpire: Butch Hannah (40); Head Linesman: Phil McKinley (110); Line Judge: Jeff Bergman (32); Side Judge: David Wyan (16); Field Judge: Barry Anderson (20); Back Judge: Steve Freeman (133); Replay Official: Al Hynes

STARTING LINEUPS

Cleveland Browns		Green Bay Packers	
Offense	Defense	Offense	Defense
WR 12 J.Gordon	RE 92 D.Bryant	WR 87 J.Nelson	LB 90 B.Raji
TE 82 G.Barridge	RT 98 P.Taylor	TE 81 A.Quarless	NT 79 R.Pickett
LT 73 J.Thomas	LE 71 A.Rubin	LT 69 D.Bakhtiani	RDE 97 J.Jolly
LG 77 J.Greco	OLB 97 J.Sheard	LG 71 J.Sitton	LOB 55 A.Mulumba
C 55 A.Mack	ILB 53 C.Robertson	C 62 E.Dietrich-Smith	MLB 50 A.Hawk
RG 66 S.Lauvaot	LB 52 D.Jackson	RT 70 T.Lang	MLB 57 J.Lattimore
RT 72 M.Schwartz	OLB 99 P.Kruger	ROLB 67 D.Barclay	ROLB 51 M.Palmer
TE 84 J.Cameron	RCB 23 B.Skrine	TE 88 J.Finley	LCB 37 S.Williams
WR 18 G.Little	LCB 23 J.Haden	WR 11 J.Boykin	RCB 37 S.Shields
QB 37 J.B.Weeden	FS 39 T.Gipson	QB 12 A.Rodgers	SS 42 M.Burnett
RB 26 W.McGahee	SS 43 T.Ward	RB 27 E.Lacy	FS 43 M.Jennings

GREEN BAY SUBSTITUTIONS — K 2 M.Crosby, P 8 T. Masthay, WR 10 C. Harper, WR 19 M. White, S 22 J. McMillian, RB 23 J. Franklin, CB 25 J. Nixon, FB 30 J. Kuhn, CB 31 D. Hyde, LB 58 S. Barrington, LS 61 B. Goode, G 65 L. Taylor, T 74 M. Newhouse, DE 76 M. Daniels, TE 85 J. Stoneburner, TE 86 B. Bostick, DE 93 J. Boyd, DE 95 D. Jones, DE/LB 96 M. Neal, DE 98 C. Wilson. **DID NOT PLAY** — QB 9 S. Wallace, CB 24 J. Bush. **INACTIVES** — CB 29 C. Hayward, RB 44 J. Starks, LB 52 C. Matthews, LB 53 N. Perry, LB 59 B. Jones, TE 82 R. Taylor, WR 89 J. Jones.

Team	Qtr	Time	Play Description (Extra Point) (Drive Info)		Visitor	Home
			Yds	Plays		
Packers	1	12:22	J. Finley 10 yd. pass from A. Rodgers (M. Crosby kick) (4-40, 1:38)	0	0	14
Packers	1	3:44	E. Lacy 1 yd. run (M. Crosby kick) (11-56, 5:49)	0	0	13
Packers	2	5:11	B. Cundiff 46 yd. Field Goal (12-60, 6:25)	3	0	17
Packers	2	0:03	M. Crosby 26 yd. Field Goal (14-61, 6:08)	3	0	17
Packers	3	5:03	B. Cundiff 44 yd. Field Goal (7-20, 1:45)	6	0	24
Packers	4	8:30	J. Nelson 1 yd. pass from A. Rodgers (M. Crosby kick) (5-69, 2:39)	6	0	24
Packers	4	6:09	J. Cameron 2 yd. pass from B. Weeden (B. Cundiff kick) (7-20, 2:21)	13	0	31
Packers	4	3:44	J. Boykin 20 yd. pass from A. Rodgers (M. Crosby kick) (4-54, 2:23)	13	0	31

GREEN BAY DEFENSIVE STATISTICS (official)																			
UT	A	TEL	TI	Sck	QBH	FF	FR	Int	PD	UT	A	TEL	TI	Sck	QBH	FF	FR	Int	PD
11	3	1	14	1-2	0	0	0	0	0	2	0	0	2	0-0	0	0	0	0	0
9	5	0	14	0-0	3	0	0	0	0	0	0	0	0	0	0	0	0	0	0
3	3	0	6	0-0	1	0	0	0	0	0	0	0	0	0	0	0	0	0	0
4	0	0	4	0-0	0	0	0	0	0	1	0	1	1-0	2	0	0	0	0	0
3	1	0	4	0-0	0	0	0	0	0	0	0	0	0	0	0	0	0	0	0
3	1	0	4	1-4	0	0	0	0	0	0	0	0	0	0	0	0	0	0	0
2	2	0	3	0-0	1	0	0	0	0	0	0	0	0	0	0	0	0	0	0
2	1	0	3	0-0	0	0	0	0	0	0	0	0	0	0	0	0	0	0	0
2	1	2	3	0-0	0	0	0	0	0	4	20	3	64	3-16	11	0	0	1-11	8

CLEVELAND BROWNS														
RUSHING	ATT	YDS	AVG	LG	TD	PASSING	ATT	CMP	YDS	SKYD	TD	LG	IN	RT
W. McGahee	11	39	3.5	8	0	A. Rodgers	36	25	260	1/7	3	39	0	117.8
B. Weeden	2	20	10.0	11	0	Total	36	25	260	1/7	3	39	0	117.8
C. Ogbornaya	4	15	3.8	9	0	PASS RECEIVING	NO	YDS	AVG	LG <td>TD </td>	TD			
F. Whitaker	5	11	2.2	7	0	J. Cameron	7	55	7.9	15	1			
M. Gray	1	-2	-2.0	-2	0	G. Little	4	41	10.3	19	0			
Total	23	83	3.6	11	0	J. Gordon	2	29	14.5	14	0			
PASSING	ATT	CMP	YDS	SKYD	TD	J. Nelson	2	13	6.5	10	0			
A. Rodgers	42	17	149	3/16	1	F. Whitaker	2	11	5.5	11	0			
Total	42	17	149	3/16	1	D. Bess	2	11	5.5	11	0			
PASS RECEIVING	NO	YDS	AVG	LG <td>TD </td>	TD									
J. Cameron	7	55	7.9	15	1									
G. Little	4	41	10.3	19	0									
J. Gordon	2	29	14.5	14	0									
J. Nelson	2	13	6.5	10	0									
F. Whitaker	2	11	5.5	11	0									
D. Bess	2	11	5.5	11	0									
Total	17	149	8.8	19	1									
INTERCEPTIONS	NO	YDS	AVG	LG <td>TD </td>	TD									
Total	0	0	0.0	0	0									
PUNTING	NO	YDS	AVG	FC <td>TD </td>	TD									
S. Lanning	3	133	44.3	31.7	1									
Total	3	133	44.3	31.7	1									
PUNT RETURNS	NO	YDS	AVG	FC <td>TD </td>	TD									
D. Bess	1	0	0.0	0	0									
T. Benjamin	0	0	0.0	0	0									
(out of bounds)	1	0	0.0	0	0									
Returns	1	0	0.0	0	0									
KICK RETURNS	NO	YDS	AVG	FC <td>TD </td>	TD									
F. Whitaker	3	103	34.3	0	0									
J. Kuhn	1	86	86.0	0	0									
T. Benjamin	2	0	0.0	0	0									
(t'back)	0	0	0.0	0	0									
Returns	4	189	47.3	0	0									
FUMBLES	Fum	Lost	Rec	Yds	TD	FF	Rec	Yds	TD	FF	Rec	Yds	TD	
G. Groves	0	0	0	0	0	0	0	0	0	0	0	0	0	
Total	0	0	0	0	0	0	0	0	0	0	0	0	0	
CLEVELAND BROWNS														
TOTAL FIRST DOWNS	By Rushing.....5 By Passing.....9 By Penalty.....3													
THIRD-DOWN EFFICIENCY	7-18-39% 7-13-54%													
FOURTH-DOWN EFFICIENCY	2-5-40% 0-0-0%													
TOTAL NET YARDS	216 357													
Total Offensive Plays	68 66													
Average gain per offensive play	3.2 5.4													
NET YARDS RUSHING	83 104													
Total Rushing Plays	23 29													
Average gain per rushing play	3.6 3.6													
Tackles for a loss-number and yards	2-6 2-3													
NET YARDS PASSING	133 253													
Times thrown - yards lost att. to pass	3-16 1-7													
Gross yards passing	149 260													
PASS ATT-COMP-INT	42-17-1 36-25-0													
Average gain per pass play	3.0 6.8													
KICKOFFS Number-In EZ-Touchbacks	4-2-1 6-4-2													
PUNTS Number and Average	3-44.3 3-30.0													
Head Blocked	0 0													
GREEN BAY PACKERS														
FGs - PATs had blocked	0-0 0-0													
Net Punting Average	31.7 30.0													
TOTAL RETURN YARDS (not inc. kickoffs)	0 29													
No. and Yards Punt Returns	1-18 1-18													
No. and Yards Kickoff Returns	4-189 2-45													
No. and Yards Interception Returns	0-0 1-11													
PENALTIES Number and Yards	12-106 10-97													
FUMBLES Number and Lost	0-0 1-0													
TOUCHDOWNS	0 1													
Rushing	0 1													
Passing	1 3													
EXTRA POINTS Made-Attempts	1-1 4-4													
Kicking Made-Attempts	1-1 4-4													
FIELD GOALS Made-Attempts	2-2 1-2													
RED-ZONE EFFICIENCY	1-2.50% 3-4-75%													
GOAL-TO-GO EFFICIENCY	1-2.50% 2-3-67%													
SAFETIES	0 0													
FINAL SCORE	13 31													
TIME OF POSSESSION	26:40 33:20													

PHILADELPHIA 27, GREEN BAY 13

Lambeau Field, Sunday, Nov. 10, 2013. Attendance: 78,011. Time: 3:12. Weather: 45° F. Humidity: 48 percent. Wind: W 12 mph

GAME 9

GREEN BAY, Wis. -- A week after tying the NFL record by passing for seven touchdowns, Nick Foles connected for three long scores and Philadelphia pulled away for a 27-13 victory Sunday over the injury-ravaged Green Bay Packers.

Philadelphia's 17-point third quarter handed Green Bay its first back-to-back home losses since 2008. Aaron Rodgers' first season as the starter. It was the worst home loss for the Packers since falling 38-10 to the New York Jets on Dec. 3, 2006.

The Eagles improved to 5-5, with all of their victories coming away from Philly. They won a test of attrition at Lambeau Field on Sunday. The undermanned Packers (5-4) played most of the day with third-string quarterback Scott Tolzien. Rodgers is out with a left collarbone injury, and backup Seneca Wallace left after the first series with a groin injury.

Tolzien played well considering he just was signed off the practice squad this week. He finished 24 of 39 for 280 yards with a touchdown and two interceptions.

Foles finished 12 for 18 for 228 yards and the three scores - a 55-yarder to DeSean Jackson and touchdowns of 45 and 32 yards to Riley Cooper. Foles still hasn't thrown an interception this season.

LeSean McCoy finished with 155 yards on 25 carries, the second straight week that Green Bay's run defense had allowed a 100-yard rusher. McCoy softened the Packers with runs of 9 and 25 yards on the Eagles' first series of the second half before Foles found Cooper for the 45-yard score and a 17-3 lead.

The strong-armed Foles exposed Green Bay's secondary in the second half. Cooper was wide open on both of his scores, rolling over the goal line on his 45-yarder after being untouched on the ground, then working his way free toward the left sideline after Morgan Burnett slipped for the 32-yard score to make it 27-10 with 10 seconds left in the third quarter.

Whether it's Lambeau or Oakland Coliseum, the Eagles succeed on the road (5-1). The only blemish was a 52-20 loss in Denver. They're still squarely in the race in the mediocre NFC East.

Tolzien, who played college ball at Wisconsin, seemed at ease. He zipped a 22-yard pass to Brandon Bostick with 3:22 left in the third quarter to cut the Eagles' lead to 20-10. The Eagles answered on their next drive with the second of Cooper's two scoring catches.

Tolzien's biggest mistake came early in the second quarter, when he marched the Packers from their own 18-yard line into the red zone, only to be intercepted by Brandon Boykin in the end zone on an underthrown ball to Jordy Nelson. At the time, the Eagles only were leading 7-0.

OFFICIALS — Referee: Mike Carey (94); Umpire: Chad Brown (31); Head Linesman: Mark Baltz (26); Line Judge: Tim Podrazz (47); Side Judge: Doug Rosenbaum (67); Field Judge: Mike Weir (50); Back Judge: Billy Smith (2); Replay Official: Dale Hamer

STARTING LINEUPS

Philadelphia Eagles		Green Bay Packers	
Offense	Defense	Offense	Defense
WR 14 R.Cooper	LDE 12 C.Thornton	WR 87 J.Nelson	LDE 90 B.Raji
LT 71 J.Peters	NT 96 B.Logan	LT 69 D.Bakhtiari	NT 79 R.Pickett
LG 69 E.Matthis	RDE 91 F.Cox	LG 71 J.Sitton	LDE 96 M.Neal
C 62 J.Kelce	LOB 98 C.Barwin	C 62 E.Dietrich-Smith	BLB 50 A.Hawk
RG 79 T.Herremans	ILB 59 D.Ryans	RB 70 T.Lang	MLB 59 B.Jones
RT 65 L.Johnson	ILB 95 M.Kendricks	RT 67 D.Barclay	ROLB 52 C.Matthews
TE 87 B.Caek	ROLB 58 T.Gole	WR 11 J.Boykin	LCB 38 T.Williams
WR 81 J.Avant	LCB 21 R.Carmichael	WR 89 J.Jones	RCB 37 S.Shields
WR 10 D.Jackson	RCB 26 C.Williams	QB 9 S.Wallace	SS 42 M.Burnett
QB 9 N.Foles	SS 29 M.Allen	RB 27 E.Lacy	FS 43 M.Jennings
RB 25 L.McCoy	FS 28 E.Woif	RB 30 J.Kuhn	CB 29 C.Hayward

GREEN BAY SUBSTITUTIONS — K 2 M.Crosby, P 8 T. Masthay, QB 16 S. Tolzien, WR 19 M.White, S 22 J.McMillian, RB 23 J.Franklin, CB 24 J.Bush, CB 31 D.House, S 32 C.Banjo, LB 53 M.Hyde, RB 44 J.Starks, LB 51 N.Palmer, LB 57 J.Lattimore, LB 61 B.Goode, G 65 L.Taylor, T 74 M.Neuhaus, DE 76 M.Daniels, TE 81 A.Quarless, TE 82 R.Taylor, TE 86 B.Bostick, DE 95 D.Jones, DT 97 J.Jolly. **INACTIVES** — WR 10 C.Charger, QB 12 A.Rodgers, CB 25 J.Nixon, LB 55 A.Mulumba, T 78 D.Sherrod, DE 93 J.Boyd, DE 98 C.Wilson.

FIELD GOALS (made / & missed)
 Philadelphia Eagles: 39WLT (25) (41)
 Green Bay Packers: M.Crosby 1/7, 3/3, 0/3

Team	Qtr	Time	Play Description (Extra Point) (Drive Info)	Yds	From	To	Result
Eagles	1	5:00	16 yds. pass from M.Foles (A.Henery kick) (2:57, 0:25)	16	M.Foles	A.Henery	0-0
Eagles	2	1:16	A.Henery 26 yd. Field Goal (9-60, 1:38)	26	A.Henery	Field Goal	0-0
Packers	3	0:02	M.Crosby 25 yd. pass from N.Foles (A.Henery kick) (3-84, 0:51)	25	M.Crosby	N.Foles	0-0
Eagles	3	11:21	R.Cooper 43 yd. pass from N.Foles (A.Henery kick) (5-21, 1:59)	43	R.Cooper	N.Foles	0-0
Eagles	3	7:28	A.Henery 41 yd. Field Goal (9-60, 1:38)	41	A.Henery	Field Goal	0-0
Packers	3	3:22	B.Bostick 22 yd. pass from S.Tolzien (M.Crosby kick) (7-86, 4:06)	22	B.Bostick	S.Tolzien	0-0
Eagles	3	0:10	R.Cooper 32 yd. pass from N.Foles (A.Henery kick) (7-80, 3:12)	32	R.Cooper	N.Foles	0-0
Packers	4	12:19	M.Crosby 35 yd. Field Goal (8-54, 2:51)	35	M.Crosby	Field Goal	0-0

GREEN BAY DEFENSIVE STATISTICS (official)

UT	A	TEL	IT	SK	QBH	FE	FR	INT	PD
8	2	10	0-0	0	0	0	0	0	0
7	0	7	0-0	0	0	0	0	0	0
6	1	0	0-0	0	0	0	0	0	0
5	1	7	0-5-45	1	1	0	0	0	0
5	0	0	0-0	0	0	0	0	0	0
3	1	0	4-0-0	0	0	0	0	0	0
3	1	2	4-2-8	2	0	0	0	0	0
1	3	1	4-5-45	2	0	0	0	0	0
3	0	0	3-0-0	0	0	0	0	0	0
Totals	50	15	7	65	3-17	4	1	1	0

Philadelphia Eagles		Green Bay Packers						
RUSHING	ATT	YDS	AVG	LG	TD			
L.McCoy	25	155	6.2	30	0			
N.Foles	8	38	4.8	16	0			
B.Brown	4	11	2.8	8	0			
Total	37	204	5.5	30	0			
PASSING	ATT	CMP	YDS	SK/YD	TD	LG	INT	RT
N.Foles	18	12	228	3/17	3	55t	0	149.3
Total	18	12	228	3/17	3	55t	0	149.3
PASS RECEIVING	NO	YDS	AVG	LG	TD			
D.Jackson	4	80	20.0	55t	1			
R.Cooper	3	102	34.0	45t	2			
J.Avant	2	25	12.5	23	0			
J.Casey	1	8	8.0	7	0			
B.Caek	1	7	7.0	7	0			
L.McCoy	1	6	6.0	6	0			
Total	12	228	19.0	55t	3			
INTERCEPTIONS	NO	YDS	AVG	LG	TD			
B.Boykin	1	76	76.0	76	0			
D.Ryans	1	10	10.0	10	0			
Total	2	86	43.0	76	0			
PUNTING	NO	YDS	NET	TB	IN20	LG	TD	
D.Jones	2	77	38.5	37.5	0	1	43	
Total	2	77	38.5	37.5	0	1	43	
PUNT RETURNS	NO	YDS	AVG	FC	LG	TD		
D.Jackson	0	0	0.0	0	0	0		
(downed)	1	0	0.0	0	0	0		
Returns	0	0	0.0	1	0	0		
KICK RETURNS	NO	YDS	AVG	FC	LG	TD		
J.Casey	1	10	10.0	0	10	0		
B.Graham	1	0	0.0	0	0	0		
(back)	2	0	0.0	0	0	0		
Returns	2	10	5.0	0	10	0		
FUMBLES	Fum	Lost	Rec	Yds	TD	FF	Opp	Out
N.Foles	1	1	0	0	0	0	0	0
N.Allen	0	0	0	0	0	0	0	0
Total	1	1	0	0	0	0	0	0

Philadelphia Eagles		Green Bay Packers						
RUSHING	ATT	YDS	AVG	LG	TD			
E.Lacy	24	73	3.0	11	0			
S.Tolzien	1	19	19.0	19	0			
J.Starks	4	5	1.3	3	0			
J.Kuhn	1	2	2.0	2	0			
Total	30	99	3.3	19	0			
PASSING	ATT	CMP	YDS	SK/YD	TD	LG	INT	RT
S.Tolzien	39	24	280	1/8	1	36	2	70.5
S.Wallace	5	5	25	0/0	0	13	0	87.5
Total	44	29	305	1/8	1	36	2	74.5
PASS RECEIVING	NO	YDS	AVG	LG	TD			
J.Boykin	8	112	14.0	36	0			
J.Nelson	6	56	9.3	30	0			
J.Jones	4	44	11.0	13	0			
B.Bostick	3	42	14.0	22t	1			
E.Lacy	2	11	5.5	13	0			
J.Kuhn	2	10	5.0	6	0			
J.Starks	1	9	9.0	9	0			
M.White	1	9	9.0	9	0			
A.Quarless	1	8	8.0	8	0			
R.Taylor	1	4	4.0	4	0			
Total	29	305	10.5	36	1			
INTERCEPTIONS	NO	YDS	AVG	LG	TD			
Total	0	0	0.0	0	0			
PUNTING	NO	YDS	NET	TB	IN20	LG	TD	
T.Masthay	2	96	48.0	48.0	0	1	51	
Total	2	96	48.0	48.0	0	1	51	
PUNT RETURNS	NO	YDS	AVG	FC	LG	TD		
M.Hyde	1	2	2.0	0	2	0		
(downed)	1	0	0.0	0	0	0		
Returns	1	2	2.0	0	2	0		
KICK RETURNS	NO	YDS	AVG	FC	LG	TD		
M.Hyde	4	69	17.3	0	27	0		
(back)	2	0	0.0	0	0	0		
Returns	4	69	17.3	0	27	0		
FUMBLES	Fum	Lost	Rec	Yds	TD	FF	Opp	Out
R.Taylor	1	0	0	0	0	0	0	0
T.Williams	0	0	0	0	0	0	0	0
Total	1	0	0	0	0	0	0	0

Philadelphia Eagles		Green Bay Packers	
TOTAL FIRST DOWNS	By Rushing	By Passing	By Penalty
19	11	7	1
23	13	2	2
7-16-44%	4-11-36%	0-0-0%	1-2-50%
415	58	7.2	5.3
75	204	37	30
5.5	5.5	3.3	3.3
4-10	2-3	2-3	2-3
211	297	3-17	1-8
3-17	305	18-12-0	44-29-2
10.0	6.6	2-38.5	2-48.0
0	0	0	0

Philadelphia Eagles		Green Bay Packers	
FGs - PATs had blocked	Net Punting Average	TOTAL RETURN YARDS (not inc. kickoffs)	TOTAL RETURN YARDS (not inc. kickoffs)
0-0	37.5	48.0	48.0
2	.86	1-2	1-2
4-69	2-10	5-31	5-31
0-0	2-86	1-0	1-0
0-0	5-65	0	0
0	0	0	0
1	3	1-1	1-1
3-3	3-3	1-1	1-1
2-4	2-3	0-4-0%	0-4-0%
0-1-0%	0-1-0%	0-1-0%	0-1-0%
0	0	27	13
25:36	25:36	34:24	34:24

EAST RUTHERFORD, N.J. -- The New York Giants are not only back in the playoff hunt with a four-game winning streak, they are calling the plays that get them those wins.

That is exactly what Jason Pierre-Paul did against the Green Bay Packers on Sunday. With the Giants clinging to a 20-13 lead early in the fourth quarter and the Packers about to start a series at their own 30, Pierre-Paul said in the huddle he was going to pick a pass and score. Pierre-Paul had not seen the Packers' formation and he had not been listening to coach Mike McCarthy talk to Scott Tolzien on the sideline. He just knew, and he was right.

Pierre-Paul scored on a spectacular, leaping 24-yard fourth-quarter interception return and the resurgent Giants won 27-13 over the slumping and injury-riddled Packers (5-5).

Elf Manning threw a 26-yard touchdown pass to Rueben Randle, and Brandon Jacobs added a 1-yard run as the Giants handed the Packers their third straight loss, their longest skid since a five-game losing streak near the end of 2008.

The Giants are heading the other way. Their winning streak follows a 0-5 start and it improbably has moved them within 1½ games of first-place Philadelphia (6-5) in the weak NFC East. They are a game behind second-place and idle Dallas (5-5), which will play in New York next Sunday.

The Packers, who got a 4-yard TD run by Eddie Lacy and two field goals by Mason Crosby, including a 57-yarder, fell a game behind Chicago and Detroit in the NFC North.

The Giants never trailed, but they had not put the Packers away until the interception by Pierre-Paul.

New York had the better of the play in the first half, holding the ball for almost 20 minutes. The Giants jumped to a 10-0 lead on Manning's touchdown to Rueben Randle and Josh Brown's 40-yard field goal.

The touchdown reception was Randle's sixth in the last six games, and he set it up with a 32-yard punt return.

A 30-yard pass to Victor Cruz, who had eight catches for 110 yards, and a 5-yard run by Jacobs on a fourth-and-1 at the Packers 36 set up the field goal.

Tolzien threw passes of 25 yards to Jordy Nelson and 45 to James Jones on consecutive plays to set up a 24-yard field goal by Crosby on the next series.

Taking over at the Green Bay 37, with no timeouts, Tolzien hit on two passes, setting up Crosby for a 57-yard field goal on the final play. It was a yard shy of his Packers record and it was the longest kick ever made against the Giants.

Manning finished 25 of 35 for 279 yards and an interception, while Tolzien finished his first NFL start 24 of 34 for 339 yards and three interceptions.

OFFICIALS — Referee: Terry McAlay (77); Umpire: Scott Dawson (70); Head Linesman: Greg Bradley (98); Line Judge: Mark Steinkerchner (84); Back Judge: James Coleman (95); Field Judge: Terry Brown (43); Back Judge: Lee Dyer (27); Replay Official: Earnie Franz

STARTING LINEUPS

Green Bay Packers		New York Giants	
Offense	Defense	Offense	Defense
WR 87 J.Nelson	LDE 90 B.Raji	WR 88 H.Nicks	LDE 91 J.Tuck
LT 69 D.Bakhtiri	NT 79 R.Pickett	LT 65 W.Beatty	RT 97 L.Joseph
LG 71 J.Sitton	RDE 97 J.Jolly	LG 77 K.Boothe	RDT 99 C.Jenkins
C 62 E.Dietrich-Smith	LOB 96 M.Neal	C 63 J.Cordle	RDE 94 M.Kiwanuka
RG 70 T.Lang	MLB 50 A.Hawk	RG 66 D.Diehl	SLB 55 K.Rivers
RT 74 M.Newhouse	MLB 59 B.Jones	RT 72 J.Pugh	MLB 52 J.Beason
TE 81 A.Quartess	ROLB 52 C.Matthews	TE 83 B.Myers	WLB 57 J.Williams
WR 89 J.Jones	COLB 38 T.Williams	WR 80 V.Cruz	LOB 38 T.McBride
RB 16 S.Tolzien	RCB 31 D.House	OB 10 E.Manning	RCB 20 P.Amukamara
OB 27 E.Lacy	SS 42 M.Burnett	TE 86 B.Pascoe	SS 26 A.Rolle
FB 30 J.Kuhn	FS 43 M.Jennings	RB 35 A.Brown	FS 25 W.Hill

GREEN BAY SUBSTITUTIONS — K 2 M.Crosby, P 8 T.Mashay, WR 11 J.Boykin, S 22 J.McMillan, RB 23 J.Franklin, CB 24 J.Bush, CB 25 J.Nixon, S 32 C.Banio, CB 33 M.Hyde, RB 44 J.Starks, LB 51 N.Palmer, LB 57 J.Lattimore, LS 61 B.Goode, G 65 L.Taylor, DE 76 M.Daniels, T 78 D.Sherrod, TE 82 R.Taylor, TE 85 J.Stoneburner, TE 86 B.Bostick, DE 93 J.Boyd, DE 95 D.Jones, DE 98 C.Wilson.

DID NOT PLAY — OB 10 M.Flynn, WR 19 M.White. **INACTIVES** — OB 12 A.Rodgers, WR 13 C.Harper, CB 29 C.Hayward, CB 37 S.Shields, LB 53 N.Perry, LB 55 A.Mulumba, T/G 67 D.Barclay.

M.Crosby	(24) (57)		(40) (28)		Total
	VISITOR:	HOME:	VISITOR:	HOME:	
ATT	1	2	3	4	13
YDS	0	6	10	7	27
TD	0	3	0	0	3
INT	0	0	0	0	0
REC	0	3	10	7	27

Qtr	Time	Play Description (Extra Point) (Drive Info)	Visitor		Home
			Yds	TD	
1	5:34	R.Randle 26 yd. pass from E.Manning (J.Brown kick) (5-42, 2:57)	0	0	7
2	14:03	J.Brown 40 yd. Field Goal (11-56, 4:56)	0	0	10
2	10:21	M.Crosby 24 yd. Field Goal (7-76, 3:42)	0	0	10
2	0:00	M.Crosby 57 yd. Field Goal (4-24, 0:43)	0	0	13
3	10:06	J.Brown 28 yd. Field Goal (5-40, 2:10)	0	0	13
3	0:25	B.Jacobs 1 yd. run (J.Brown kick) (10-63, 6:07)	0	0	20
4	12:43	E.Lacy 4 yd. run (M.Crosby kick) (5-83, 2:42)	0	0	13
4	10:49	J.Pierre-Paul 24 yd. interception return (J.Brown kick)	0	0	27

GREEN BAY DEFENSIVE STATISTICS (official)											
UT	A	TFL	IT	Sck	QBH	FF	FR	Int	PD	Int	PD
B.Jones	11	2	13	1-9	0	0	0	0	0	0	0
M.Burnett	8	5	0	0	0	0	0	0	0	0	
T.Williams	8	2	8	0-0	0	0	0	0	0	0	
M.Jennings	5	2	1	0	0	0	0	0	0	0	
A.Hawk	5	1	0	6	1-1	0	0	0	0	0	
M.Hyde	5	1	0	6	0-0	0	0	0	0	0	
C.Matthews	2	2	4	1-7	1	0	0	0	0	2	
M.Neal	2	2	1	4	1-6	1	0	0	0	0	
R.Pickett	0	3	0	3	0-0	0	0	0	0	0	
C.Banio	2	0	0	2	0-0	0	0	0	0	0	
Totals	52	24	8	76	4-23	4	0	0	1-10	5	

Green Bay Packers						New York Giants					
RUSHING	ATT	YDS	AVG	LG	TD	RUSHING	ATT	YDS	AVG	LG	TD
E.Lacy	14	27	1.9	5	1	A.Brown	18	66	3.7	12	0
J.Kuhn	1	12	12.0	12	0	B.Jacobs	5	9	1.8	5	1
S.Tolzien	2	11	5.5	7	0	E.Manning	1	3	3.0	3	0
M.Jennings	1	6	6.0	6	0	Total	24	78	3.3	12	1
J.Starks	2	-1	-0.5	0	0	PASSING	ATT	CMP	YDS	SK/YD	TD
Total	20	55	2.8	12	1	E.Manning	35	279	4/23	1	35
PASSING	ATT	CMP	YDS	SK/YD	TD	Total	35	279	4/23	1	92.4
S.Tolzien	34	24	339	0/0	0	52	3	65.7			
Total	34	24	339	0/0	0	65.7					

Green Bay Packers						New York Giants					
PASS RECEIVING	NO	YDS	AVG	LG	TD	PASS RECEIVING	NO	YDS	AVG	LG	TD
J.Nelson	8	117	14.6	29	0	V.Cruz	8	110	13.8	30	0
J.Boykin	6	91	15.2	52	0	H.Nicks	4	50	12.5	35	0
J.Kuhn	3	11	3.7	6	0	R.Randle	3	37	12.3	26†	0
J.Jones	2	55	27.5	45	0	B.Myers	3	27	9.0	15	0
E.Lacy	2	21	10.5	16	0	A.Brown	3	22	7.3	12	0
A.Quartess	2	18	9.0	19	0	J.Jennigan	2	21	10.5	13	0
B.Bostick	1	26	26.0	26	0	J.Conner	2	2	1.0	2	0
Total	24	339	14.1	52	0	Total	25	279	11.2	35	1

Green Bay Packers						New York Giants						
INTERCEPTIONS	NO	YDS	AVG	LG	TD	INTERCEPTIONS	NO	YDS	AVG	LG	TD	
T.Williams	1	10	10.0	10	0	J.Pierre-Paul	1	24	24.0	24†	1	
Total	1	10	10.0	10	0	J.Beason	1	9	9.0	9	0	
PUNTING	NO	YDS	AVG <td>NET</td> <td>TB</td> <td>IN20</td> <td>NO</td> <td>YDS</td> <td>AVG <td>NET</td> <td>TB</td> <td>IN20</td> </td>	NET	TB	IN20	NO	YDS	AVG <td>NET</td> <td>TB</td> <td>IN20</td>	NET	TB	IN20
T.Mashay	4	180	45.0	37.0	0	1	5	265	53.0	42.2	1	1
Total	4	180	45.0	37.0	0	1	52	265	53.0	42.2	1	1

Green Bay Packers						New York Giants							
PUNT RETURNS	NO	YDS	AVG	FC	LG	TD	PUNT RETURNS	NO	YDS	AVG	FC	LG	TD
M.Hyde	3	34	11.3	1	14	0	R.Randle	1	32	32.0	2	32	0
(f'back)	1	0	0.0	0	0	0	(out of bounds)	1	0	0.0	0	0	0
Returns	3	34	11.3	1	14	0	Returns	1	32	32.0	2	32	0

Green Bay Packers						New York Giants							
KICK RETURNS	NO	YDS	AVG	FC	LG	TD	KICK RETURNS	NO	YDS	AVG	FC	LG	TD
M.Hyde	3	69	23.0	0	27	0	M.Cox	2	35	17.5	0	23	0
(f'back)	3	0	0.0	0	0	0	(f'back)	1	0	0.0	0	0	0
Returns	3	69	23.0	0	27	0	Returns	2	35	17.5	0	23	0

Green Bay Packers						New York Giants							
FUMBLES	FumLost	Rec	Yds	TD	FF	Rec	Yds	TD	FF	Rec	Yds	TD	Bds
Total	0	0	0	0	0	0	0	0	0	0	0	0	0

Green Bay Packers						New York Giants														
TOTAL FIRST DOWNS	By Rushing	By Passing	By Penalty	THIRD-DOWN EFFICIENCY	FOURTH-DOWN EFFICIENCY	TOTAL NET YARDS	Total Offensive Plays	Average gain per offensive play	NET YARDS RUSHING	Total Rushing Plays	Average gain per rushing play	Tackles for a loss-number and yards	NET YARDS PASSING	Times thrown - yards lost att. to pass.	Gross yards passing	PASS ATT-COMP-INT	Average gain per pass play	KICKOFFS Number-In EZ-Touchbacks	PUNTS Number and Average	Had Blocked
16	19	8	2	2-8-25%	0-1-0%	394	54	7.3	55	78	2.8	3-6	339	0-0	35-25-1	10.0	3-3-1	6-6-3	4-45.0	0
3	8	9	2	4-14-29%	2-2-100%	334	63	5.3	55	24	3.3	3-6	339	0-0	35-25-1	10.0	3-3-1	6-6-3	4-45.0	0
13	9	2	2	0-1-0%	2-2-100%	304	53	5.7	55	24	3.3	3-6	339	0-0	35-25-1	10.0	3-3-1	6-6-3	4-45.0	0
3	8	9	2	0-0-0%	2-2-100%	334	63	5.3	55	24	3.3	3-6	339	0-0	35-25-1	10.0	3-3-1	6-6-3	4-45.0	0
3	8	9	2	0-0-0%	2-2-100%	334	63	5.3	55	24	3.3	3-6	339	0-0	35-25-1	10.0	3-3-1	6-6-3	4-45.0	0
3	8	9	2	0-0-0%	2-2-100%	334	63	5.3	55	24	3.3	3-6	339	0-0	35-25-1	10.0	3-3-1	6-6-3	4-45.0	0
3	8	9	2	0-0-0%	2-2-100%	334	63	5.3	55	24	3.3	3-6	339	0-0	35-25-1	10.0	3-3-1	6-6-3	4-45.0	0
3	8	9	2	0-0-0%	2-2-100%	334	63	5.3	55	24	3.3	3-6	339	0-0	35-25-1	10.0	3-3-1	6-6-3	4-45.0	0
3	8	9	2	0-0-0%	2-2-100%	334	63	5.3	55	24	3.3	3-6	339	0-0	35-25-1	10.0	3-3-1	6-6-3	4-45.0	0
3	8	9	2	0-0-0%	2-2-100%	334	63	5.3	55	24	3.3	3-6	339	0-0	35-25-1	10.0	3-3-1	6-6-3	4-45.0	0
3	8	9	2	0-0-0%	2-2-100%	334	63	5.3	55	24	3.3	3-6	339	0-0	35-25-1	10.0	3-3-1	6-6-3	4-45.0	0
3	8	9	2	0-0-0%	2-2-100%	334	63	5.3	55	24	3.3	3-6	339	0-0	35-25-1	10.0	3-3-1	6-6-3	4-45.0	0
3	8	9	2	0-0-0%	2-2-100%	334	63	5.3	55	24	3.3	3-6	339	0-0	35-25-1	10.0	3-3-1	6-6-3	4-45.0	0
3	8	9	2	0-0-0%	2-2-100%	334	63	5.3	55	24	3.3	3-6	339	0-0	35-25-1	10.0	3-3-1	6-6-3	4-45.0	0
3	8	9	2	0-0-0%	2-2-100%	3														

GREEN BAY, Wis. — The Packers' losing streak without Aaron Rodgers is over, though the frustration continues in Thietown. Backup quarterback Matt Flynn threw for 218 yards and helped spark a rally from a 16-point deficit early in the fourth quarter to the Minnesota Vikings. But the teams could only muster field goals in overtime and had to settle for a 26-26 draw Sunday.

For a while, the match was full of heart-racing drama. Mason Crosby hit from 20 yards at 10:28 of the extra period and Blair Walsh connected from 35 with 3:54 left.

Greg Jennings, playing his first game at Lambeau Field as a member of the Vikings (2-8-1), dropped a third-down pass with 2:11 left. The Packers (5-5-1) also stumbled on their next possession. One last chance for the Vikings went nowhere with 1 second left, and the teams walked off with the first tie in the NFL since the Rams and 49ers ended 24-24 on Nov. 11, 2012.

The Packers are in unfamiliar territory with so much instability at quarterback. It's been that way since Rodgers — perhaps the most irreplaceable player in the NFL — hurt his left collarbone on the first series of a 27-20 loss to the Bears on Nov. 4 that started the winless string.

Flynn, Rodgers' former backup who was re-signed last week, replaced Scott Tolzien and finished 21 of 36 for 218 yards and a touchdown. He nearly led Green Bay back from a 23-7 deficit early in the fourth quarter to a win.

Flynn caught a break in overtime after a third-down sack was called off by a holding penalty on Vikings safety Robert Blanton. He followed with three long completions, including a 34-yarder to the leaping Jarrett Boykin to the 7.

Two runs by Eddie Lacy (110 yards on 25 carries) got the Packers to the 2, but Flynn misfired on third down to set up Crosby's kick.

Adrian Peterson had 146 yards and a score on 32 carries. He and Toby Gerhart (91 yards on eight carries) dented the Packers' worn defense in overtime, but could not get in the end zone. The Vikings settled for Walsh's kick.

That was it for the scoring. The fans bundled up in parkas and knit caps to brave temperatures in the upper teens had to settle for a draw.

Some positives for the Packers: a maintained defense stopped two late fourth-quarter drives; Lacy's running; Flynn's play in relief. And the tie being less damaging than a loss would have been in the division race, as things looked bleak for them early in the fourth quarter after Walsh's 29-yard field gave Minnesota 23-7 lead.

OFFICIALS — Referee: Bill Vinovich (52); Umpire: Paul King (121); Head Linesman: Jim Melio (48); Line Judge: Julian Mapp (10); Side Judge: Jimmy DeBell (58); Field Judge: Steve Zimmer (33); Back Judge: Jim Quirk (63); Replay Official: Bill Spyskma

STARTING LINEUPS

Minnesota Vikings		Green Bay Packers	
Offense	Defense	Offense	Defense
TE 40 R.Ellison	WR 87 J.Nelson	WR 87 J.Nelson	LDE 90 B.Robison
LT 75 M.Kail	TE 82 R.Taylor	TE 82 R.Taylor	NT 98 L.Guion
LG 74 C.Johnson	LT 69 D.Bakhtiari	LT 69 D.Bakhtiari	RE 76 M.Daniels
C 65 J.Sullivan	LG 71 J.Sitton	LG 71 J.Sitton	LOB 96 M.Neal
RG 63 B.Fusco	CB 62 E.Dietrich-Smith	CB 62 E.Dietrich-Smith	BLB 50 A.Hawk
RT 71 P.Loadholt	MLB 57 B.Jones	MLB 57 B.Jones	T.Lang 50 A.Hawk
TE 89 J.Carson	WLB 55 M.Mitchell	WLB 55 M.Mitchell	ROLB 52 C.Matthews
WR 15 G.Jennings	LCB 29 X.Rhodes	LCB 29 X.Rhodes	RCB 31 D.Williams
CB 7 J.Cook	WR 81 J.Jones	WR 81 J.Jones	RCB 31 D.House
FB 42 J.Felton	SS 33 J.Storzien	SS 33 J.Storzien	SS 42 M.Burnett
HB 28 A.Peterson	FS 34 A.Sendejlo	FS 34 A.Sendejlo	FS 43 M.Jennings

GREEN BAY SUBSTITUTIONS — K 2 M.Crosby, P 8 T.Masthay, QB 10 M.Flynn, WR 11 J.Boykin, RB 19 M.White, S 22 J.McMillian, RB 23 J.Franklin, CB 24 J.Bush, S 28 S.Richardson, FB 30 J.Kuhn, S 32 C.Banjo, CB 33 M.Hyde, RB 44 J.Starks, LB 55 A.Mullumba, LB 57 J.Lattimore, LS 61 B.Goode, G 65 L.Taylor, T 78 D.Sherrod, TE 85 J.Stoneburner, TE 86 B.Bostick, DE 93 J.Boyd, DE 95 D.Jones, DE 98 C.Wilson, DE 99 J.Worthy.

INACTIVES — QB 12 A.Rodgers, WR 13 C.Harper, CB 37 S.Shields, LB 51 M.Palmer, LB 53 M.Perry, TG 67 D.Barclay, DT 97 J.Jolly.

FIELD GOALS (made / missed)
 (36) (47) (29) (35) M.Crosby
 (27) (20) M.Crosby

Team	Qtr	Time	Play Description (Extra Point) (Drive Info)	Yds	Result	OT	Total	Home
Minnesota Vikings	1	4:59	S.Tolzien 6 yd. run (M.Crosby kick) (11-87, 5:59)	6	0-0	3	3	26
Green Bay Packers	1	1:37	B.Walsh 36 yd. Field Goal (6-24, 3:22)	36	0-0	3	3	26
Vikings	2	0:50	A.Peterson 1 yd. run (B.Walsh kick) (7-63, 2:24)	1	0-0	3	3	26
Vikings	3	8:22	R.Ellison 12 yd. pass from C.Ponder (B.Walsh kick) (6-59, 3:28)	12	0-0	3	3	26
Vikings	4	14:22	B.Walsh 29 yd. Field Goal (12-85, 6:04)	29	0-0	3	3	26
Packers	4	11:42	E.Lacy 3 yd. run (pass failed) (9-80, 2:40)	3	0-0	3	3	26
Packers	4	3:30	J.Boykin 6 yd. pass from M.Flynn (M.Crosby kick) (12-76, 5:10)	6	0-0	3	3	26
Packers	4	0:46	M.Crosby 27 yd. Field Goal (10-60, 1:41)	27	0-0	3	3	26
Packers	OT	10:25	M.Crosby 20 yd. Field Goal (10-77, 4:35)	20	0-0	3	3	26
Vikings	OT	3:49	B.Walsh 35 yd. Field Goal (12-63, 6:36)	35	0-0	3	3	26

GREEN BAY DEFENSIVE STATISTICS (official)

UT	A	TFL	TT	Sck	QBH	FF	FR	Int	PD
A.Hawk	13	2	15	1-1	0	0	0	0	0
M.Burnett	10	2	12	0-0	0	0	0	0	0
B.Jones	10	1	11	1-5	0	0	0	0	0
M.Jennings	8	0	8	0-0	0	0	0	0	0
T.Williams	4	3	0	0	0	0	0	0	0
D.House	4	2	3	0	0	0	0	0	0
C.Matthews	3	3	1	0	0	0	0	0	0
M.Hyde	2	4	0	0	0	0	0	0	0
R.Pickett	2	4	0	0	0	0	0	0	0
M.Neal	4	1	3	5	1-1	2	0	0	0
Totals	75	32	121	07	6	18	7	1	0

GREEN BAY DEFENSIVE STATISTICS (official)

UT	A	TFL	TT	Sck	QBH	FF	FR	Int	PD
A.Hawk	13	2	15	1-1	0	0	0	0	0
M.Burnett	10	2	12	0-0	0	0	0	0	0
B.Jones	10	1	11	1-5	0	0	0	0	0
M.Jennings	8	0	8	0-0	0	0	0	0	0
T.Williams	4	3	0	0	0	0	0	0	0
D.House	4	2	3	0	0	0	0	0	0
C.Matthews	3	3	1	0	0	0	0	0	0
M.Hyde	2	4	0	0	0	0	0	0	0
R.Pickett	2	4	0	0	0	0	0	0	0
M.Neal	4	1	3	5	1-1	2	0	0	0
Totals	75	32	121	07	6	18	7	1	0

GREEN BAY DEFENSIVE STATISTICS (official)

UT	A	TFL	TT	Sck	QBH	FF	FR	Int	PD
A.Hawk	13	2	15	1-1	0	0	0	0	0
M.Burnett	10	2	12	0-0	0	0	0	0	0
B.Jones	10	1	11	1-5	0	0	0	0	0
M.Jennings	8	0	8	0-0	0	0	0	0	0
T.Williams	4	3	0	0	0	0	0	0	0
D.House	4	2	3	0	0	0	0	0	0
C.Matthews	3	3	1	0	0	0	0	0	0
M.Hyde	2	4	0	0	0	0	0	0	0
R.Pickett	2	4	0	0	0	0	0	0	0
M.Neal	4	1	3	5	1-1	2	0	0	0
Totals	75	32	121	07	6	18	7	1	0

GREEN BAY DEFENSIVE STATISTICS (official)

UT	A	TFL	TT	Sck	QBH	FF	FR	Int	PD
A.Hawk	13	2	15	1-1	0	0	0	0	0
M.Burnett	10	2	12	0-0	0	0	0	0	0
B.Jones	10	1	11	1-5	0	0	0	0	0
M.Jennings	8	0	8	0-0	0	0	0	0	0
T.Williams	4	3	0	0	0	0	0	0	0
D.House	4	2	3	0	0	0	0	0	0
C.Matthews	3	3	1	0	0	0	0	0	0
M.Hyde	2	4	0	0	0	0	0	0	0
R.Pickett	2	4	0	0	0	0	0	0	0
M.Neal	4	1	3	5	1-1	2	0	0	0
Totals	75	32	121	07	6	18	7	1	0

GREEN BAY DEFENSIVE STATISTICS (official)

UT	A	TFL	TT	Sck	QBH	FF	FR	Int	PD
A.Hawk	13	2	15	1-1	0	0	0	0	0
M.Burnett	10	2	12	0-0	0	0	0	0	0
B.Jones	10	1	11	1-5	0	0	0	0	0
M.Jennings	8	0	8	0-0	0	0	0	0	0
T.Williams	4	3	0	0	0	0	0	0	0
D.House	4	2	3	0	0	0	0	0	0
C.Matthews	3	3	1	0	0	0	0	0	0
M.Hyde	2	4	0	0	0	0	0	0	0
R.Pickett	2	4	0	0	0	0	0	0	0
M.Neal	4	1	3	5	1-1	2	0	0	0
Totals	75	32	121	07	6	18	7	1	0

GREEN BAY DEFENSIVE STATISTICS (official)

UT	A	TFL	TT	Sck	QBH	FF	FR	Int	PD
A.Hawk	13	2	15	1-1	0	0	0	0	0
M.Burnett	10	2	12	0-0	0	0	0	0	0
B.Jones	10	1	11	1-5	0	0	0	0	0
M.Jennings	8	0	8	0-0	0	0	0	0	0
T.Williams	4	3	0	0	0	0	0	0	0
D.House	4	2	3	0	0	0	0	0	0
C.Matthews	3	3	1	0	0	0	0	0	0
M.Hyde	2	4	0	0	0	0	0	0	0
R.Pickett	2	4	0	0	0	0	0	0	0
M.Neal	4	1	3	5	1-1	2	0	0	0
Totals	75	32	121	07	6	18	7	1	0

GREEN BAY DEFENSIVE STATISTICS (official)

UT	A	TFL	TT	Sck	QBH	FF	FR	Int	PD
A.Hawk	13	2	15	1-1	0	0	0	0	0
M.Burnett	10	2	12	0-0	0	0	0	0	0
B.Jones	10	1	11	1-5	0	0	0	0	0
M.Jennings	8	0	8	0-0	0	0	0	0	0
T.Williams	4	3	0	0	0	0	0	0	0
D.House	4	2	3	0	0	0	0	0	0
C.Matthews	3	3	1	0	0	0	0	0	0
M.Hyde	2	4	0	0	0	0	0	0	0
R.Pickett	2	4	0	0	0	0	0	0	0
M.Neal	4	1	3	5	1-1	2	0	0	0
Totals	75	32	121	07	6	18	7	1	0

GREEN BAY DEFENSIVE STATISTICS (official)

UT	A	TFL	TT	Sck	QBH	FF	FR	Int	PD
A.Hawk	13	2	15	1-1	0	0	0	0	0
M.Burnett	10	2	12	0-0	0	0	0	0	0
B.Jones	10	1	11	1-5	0	0	0	0	0
M.Jennings	8	0	8	0-0	0	0	0	0	0
T.Williams	4	3	0	0	0	0	0	0	0
D.House	4	2	3	0	0	0	0	0	0
C.Matthews	3	3	1	0	0	0	0	0	0
M.Hyde	2	4	0	0	0	0	0	0	0
R.Pickett	2	4	0	0	0	0	0	0	0
M.Neal	4	1	3	5	1-1	2	0	0	0
Totals	75	32	121	07	6	18	7	1	0

DETROIT — Matthew Stafford and Reggie Bush did their part to keep the Aaron Rodgers-less Green Bay Packers in the game. Stafford turned the ball over a few times and Bush did one. Instead of crumbling and losing confidence, both players bounced back and helped the Detroit Lions put together a dominant performance after an awful start. Stafford threw three touchdown passes, including one to Calvin Johnson, Bush had 182 yards of offense and scored, and Detroit scored 37 straight points to rout Green Bay 40-10 on Thursday. Early on, it looked as if the Lions were going to waste chances to win a game and take control of the NFC North. The Lions (7-5) had lost their last two games, five consecutive against Green Bay and a franchise-record nine straight in their annual showcase on Thanksgiving.

The Packers (5-6-1) have a five-game winless streak for the first time since 2008. Bush responded from fumbling deep in Green Bay territory to score a 1-yard TD run that gave Detroit a 17-10 lead late in the first half. He finished with 117 yards rushing and 65 yards receiving. Bush's backup, Joique Bell, ran for a career-high 94 yards and a score.

The Packers, painfully, are finding out how valuable Rodgers is for the franchise. Rodgers has missed four-plus games since fracturing his left collarbone. Green Bay has tied one and lost four without him.

Matt Flynn became the fourth starting quarterback for Green Bay this year and was sacked seven times, once by Muhammad Suh for a safety. Flynn, who finished 10 of 20 for 139 yards with an interception and two fumbles, didn't fare as well as he did in his last start for Green Bay against the same opponent.

In the last game of the 2011 regular season, while Rodgers rested for the playoffs, Flynn threw for 480 yards and six TDs in a 45-41 win over Detroit. The Packers have been leaning on rookie running back Eddie Lacy lately, but he was limited to 16 yards on 10 carries against one of the NFL's best defenses against the run.

Detroit was balanced on offense. Johnson had six receptions for 101 yards and a 20-yard TD to put the Lions up 24-10 early in the third quarter. He has 4,944 yards receiving in two-plus seasons, breaking Jerry Rice's NFL record for yards receiving in a three-year stretch. Rice had 4,850 yards receiving from 1993 to 1995.

Stafford was 22 of 35 for 330 yards with two interceptions and a fumble that was returned by Morgan Burnett to put the Packers up 10-3 early in the second quarter. After that, Detroit did whatever it wanted on both sides of the ball. And if the Lions didn't start the game so poorly, the score could've been even more lopsided. Detroit gained 561 yards and gave up just 126.

Green Bay didn't have more than 100 yards of offense until Flynn threw a 56-yard pass to James Jones with a little more than a minute left. Green Bay didn't have more than 100 yards of offense until Flynn threw a 56-yard pass to James Jones with a little more than a minute left.

OFFICIALS — Referee: Gene Stratoro (114); Umpire: Bill Schuster (129); Head Linesman: Wayne Mackie (106); Line Judge: Jeff Seeman (45); Side Judge: Mike Weatherford (116); Field Judge: Bob Waggoner (25); Back Judge: Dino Paganelli (106); Replay Official: Paul Weidner

STARTING LINEUPS

Green Bay Packers		Detroit Lions	
Offense	Defense	Offense	Defense
WR 87 J.Nelson	LDE 90 B.Raji	WR 13 N.Burison	DE 94 E.Ansah
LT 69 D.Bakhtiari	NT 79 R.Pickett	LT 71 R.Reiff	DT 98 M.Fairley
LG 71 J.Sitton	LOLB 96 M.Neal	LG 67 R.Sims	DT 90 N.Suh
C 62 E.Dietrich-Smith	BLB 50 A-Hawk	DE 51 D.Raolia	DE 79 W.Young
RG 70 T.Lang	MLB 59 B.Jones	RG 75 L.Walton	MLB 55 S.Tulloch
RT 67 D.Barclay	ROLB 52 C.Matthews	RT 66 L.Waddle	OLB 54 D.Levy
WR 11 J.Boykin	LCB 37 T.Williams	TE 87 B.Petigrew	RCB 31 R.Matins
WR 89 J.Jones	RCB 38 S.Shields	WR 18 K.Durham	LCB 30 D.Slay
QB 10 M.Flynn	SS 42 M.Burnett	WR 81 C.Johnson	FS 27 G.Quin
RB 27 E.Lacy	FS 43 M.Jennings	QB 9 M.Stafford	SB 26 L.Delmas
FB 30 J.Kuhn	CB 31 D.House	RB 21 R.Bush	CB 28 B.Bentley

GREEN BAY SUBSTITUTIONS — K 2 M.Crosby, P 8 T.Masthay, WR 19 M.White, S 22 J.McMillian, CB 24 J.Bush, S 28 S.Richardson, S 32 C.Banjo, CB 33 M.Hyde, LB 44 J.Starks, LB 53 N.Perry, LB 54 V.Aiyewa, LB 55 A.Mulumba, G 65 L.Taylor, T 74 M.Newhouse, DE 76 M.Daniels, T 78 D.Sherrod, TE 81 A.Quarless, TE 82 R.Taylor, TE 85 J.Stoneburner, DE 93 J.Boyd, DE 95 D.Jones, DT 97 J.Jolly

DID NOT PLAY — OB 16 S.Tolzien. **INACTIVES** — OB 12 A.Rodgers, WR 13 C.Harper, LB 51 N.Palmer, LB 57 J.Lattimore, TE 86 B.Bostick, DE 98 C.Wilson, DE 99 J.Worthing.

FIELD GOALS (made.) & missed)

Player	Yards	Result
M.Crosby	54	(54)
Green Bay Packers	1	1
Detroit Lions	0	0

FIELD GOALS (made.) & missed)

Player	Yards	Result
M.Crosby	54	(54)
Green Bay Packers	1	1
Detroit Lions	0	0

DRIVE INFO

Qtr	Time	Play Description (Extra Point) (Drive Info)	Yards	OT	Total	Home
1	14:51	D.Akers 27 yd. Field Goal (11-80, 5:42)	0	0	10	0
2	12:41	M.Crosby 54 yd. Field Goal (6-24, 2:10)	0	0	40	0
2	12:33	M.Burnett 1 yd. Fumble return (M.Crosby kick)	0	0	3	3
2	4:33	J.Ross 5 yd. pass from M.Stafford (D.Akers kick) (8-85, 4:09)	10	0	10	10
2	1:22	R.Bush 1 yd. run (D.Akers kick) (3-33, 1:16)	10	0	17	17
3	9:08	C.Johnson 20 yd. pass from M.Stafford (D.Akers kick) (9-63, 4:22)	10	0	24	24
3	0:53	M.Flynn sacked in end zone by N.Suh for a Safety	0	0	26	26
4	13:06	J.Bell 1 yd. run (D.Akers kick) (5-58, 2:47)	10	0	33	33
4	4:17	K.Ogletree 20 yd. pass from M.Stafford (D.Akers kick) (11-75, 7:16)	10	0	40	40

GREEN BAY DEFENSIVE STATISTICS (official)

UT	A	TFL	Sck	QBH	FF	FR	Int	PD
A.Hawk	9	4	0	13	0	0	0	0
B.Jones	7	4	0	12	0	0	0	0
M.Burnett	7	4	0	11	0	0	0	0
M.Jennings	5	3	0	8	0	0	0	0
S.Shields	7	0	0	7	0	0	1	0
N.Perry	2	5	1	7	1	0	2	0
D.House	5	1	0	6	0	0	0	0
C.Matthews	3	2	0	5	0	0	1	0
J.Jolly	2	3	0	5	0	0	0	0
Totals	60	37	1	97	11	5	2	2

Green Bay Packers		Detroit Lions						
RUSHING	ATT	YDS	AVG	LG	TD			
E.Lacy	10	16	1.6	4	0			
M.Flynn	2	4	2.0	4	0			
J.Starks	2	2	1.0	1	0			
J.Kuhn	1	2	2.0	2	0			
Total	15	24	1.6	4	0			
PASSING	ATT	CMP	YDS	SKYD	TD	LG	INT	RT
M.Flynn	20	10	139	7/37	0	56	1	51.9
Total	20	10	139	7/37	0	56	1	51.9
PASS RECEIVING	NO	YDS	AVG	LG	TD			
J.Jones	3	79	26.3	56	0			
E.Lacy	2	23	11.5	20	0			
J.Nelson	2	14	7.0	9	0			
K.Walton	1	8	8.0	8	0			
R.Taylor	1	8	8.0	8	0			
A.Quarless	1	7	7.0	7	0			
Total	10	139	13.9	56	0			
INTERCEPTIONS	NO	YDS	AVG	LG	TD			
T.Williams	1	0	0.0	0	0			
S.Shields	1	0	0.0	0	0			
Total	2	0	0.0	0	0			
PUNTING	NO	YDS	AVG	NET	TB	IN20	LG	
T.Masthay	6	287	47.8	40.2	0	2	52	
Total	6	287	47.8	40.2	0	2	52	
PUNT RETURNS	NO	YDS	AVG	FC	LG	TD		
M.Hyde	0	0	0.0	1	0	0		
Returns	0	0	0.0	1	0	0		
KICK RETURNS	NO	YDS	AVG	FC	LG	TD		
M.Hyde	2	41	20.5	0	26	0		
(out of bounds)	2	0	0.0	0	0	0		
(fback)	3	0	0.0	0	0	0		
Returns	2	41	20.5	0	26	0		
FUMBLES	Fum	Lost	Rec	Yds	TD	BkDs		
M.Flynn	2	2	0	-5	0	0		
M.Perry	0	0	0	0	0	0		
N.Perry	0	0	0	0	0	0		
M.Burnett	0	0	0	0	0	0		
Total	2	2	0	-5	0	0		

Green Bay Packers		Detroit Lions						
RUSHING	ATT	YDS	AVG	LG	TD			
R.Bush	20	117	5.9	23	1			
J.Bell	19	94	4.9	19	1			
J.Ross	1	24	24.0	24	0			
M.Stafford	1	8	8.0	8	0			
S.Hill	2	-2	-1.0	-1	0			
Total	43	241	5.6	24	2			
PASSING	ATT	CMP	YDS	SKYD	TD	LG	INT	RT
M.Stafford	35	22	330	1/10	3	36	2	98.5
Total	35	22	330	1/10	3	36	2	98.5
PASS RECEIVING	NO	YDS	AVG	LG	TD			
C.Johnson	6	101	16.8	30	1			
R.Bush	5	65	13.0	22	0			
K.Durham	3	68	22.7	36	0			
J.Bell	3	34	11.3	27	0			
D.Dickerson	1	26	26.0	26	0			
K.Ogletree	1	20	20.0	20	1			
B.Petigrew	1	6	6.0	6	0			
T.Riddick	1	5	5.0	5	0			
J.Ross	1	5	5.0	5	0			
Total	22	330	15.0	36	3			
INTERCEPTIONS	NO	YDS	AVG	LG	TD			
D.Levy	1	1	1.0	1	0			
Total	1	1	1.0	1	0			
PUNTING	NO	YDS	AVG	NET	TB	IN20	LG	
S.Martin	1	33	33.0	33.0	0	1	33	
Total	1	33	33.0	33.0	0	1	33	
PUNT RETURNS	NO	YDS	AVG	FC	LG	TD		
J.Ross	4	46	11.5	2	35	0		
Returns	4	46	11.5	2	35	0		
KICK RETURNS	NO	YDS	AVG	FC	LG	TD		
J.Ross	3	70	23.3	0	30	0		
(fback)	1	0	0.0	0	0	0		
Returns	3	70	23.3	0	30	0		
FUMBLES	Fum	Lost	Rec	Yds	TD	BkDs		
R.Bush	1	1	0	0	0	0		
M.Stafford	1	0	0	0	0	0		
D.Taylor	0	0	0	0	0	0		
C.Wosley	0	0	0	0	0	0		
W.Young	0	0	0	0	0	0		
Total	2	2	0	0	0	0		

FGs - PATs had blocked 0-0

Net Punting Average 40.2

TOTAL RETURN YARDS (not inc. kickoffs) 47

No. and Yards Punt Returns 0-0

No. and Yards Kickoff Returns 2-41

No. and Yards Interception Returns 2-0

PENALTIES Number and Yards 3-25

FUMBLES Number and Lost 2-2

TOUCHDOWNS

Player	Yards	TD
Rushing	0	0
Passing	0	2
Fumbles	1	1
EXTRA POINTS Made-Attempts	1-1	5-5
Kicking Made-Attempts	1-1	5-5
FIELD GOALS Made-Attempts	1-1	1-2
RED-ZONE EFFICIENCY	0-1-0%	3-6-50%
GOAL-TO-GO EFFICIENCY	0-1-0%	2-3-67%
SAFETIES	0	1
FINAL SCORE	10	40
TIME OF POSSESSION	19:34	40:26

GREEN BAY, Wis. — Trailing by double digits at halftime on a bone-chilling afternoon at Lambeau Field, Coach Mike McCarthy went into the locker room wondering how much energy his players had with the team's playoff prospects in jeopardy.

Green Bay responded with its most complete performance in weeks, Matt Flynn threw for 258 yards and a mangled defense forced a key fourth-quarter turnover in a 22-21 victory over the Atlanta Falcons (3-10) on Sunday that ended a five-game winless stretch.

It came down to defense in the final few minutes of a nail-biting fourth quarter. Mike Neal's sack forced Matt Ryan to fumble and defensive lineman Johnny Jolly scooped up the loose ball. Four plays later, Flynn found Andrew Quarless for a 2-yard touchdown pass that gave the Packers (6-6-1) a 22-21 lead with about 12 minutes left.

Quarless' TD completed a comeback on an 11-play halftime deficit and whipped the bundled-up fans into a frigid frenzy. It was 9 degrees when the game started, with a wind chill of minus-1. The stadium looked as if it was encased in a snow globe at times with much of the game played while light, powdery snowflakes gently fell to the worn turf.

Atlanta kicker Matt Bryant missed a 52-yard field goal attempt into the wind with 6:42 left. The Falcons (3-10) got to the 33 with 2 minutes left, but Tony Gonzalez dropped a short pass from Ryan under tight coverage by Jarrett Bush.

Flynn finished 24 for 32 with an interception in his second start for Rodgers, who has been out since fracturing his left collarbone during a 27-20 loss to the Bears on Nov. 4.

It's been a struggle ever since for Green Bay, which fell from first place in the NFC North to fighting to stay in the playoff chase. It didn't look so good for Green Bay after linebacker Sean Weatherspoon's 71-yard interception return with 23 seconds remaining in the second quarter gave the Falcons a 21-10 lead and prompted some fans to voice their displeasure.

A pass from Flynn appeared to carom off linebacker Paul Worrilow's shoe and chest and into the hands of Weatherspoon. He slowly trudged his way back up the field past Packers players who thought the ball touched the ground.

Packers offensive lineman T.J. Lang whiffed on a tackle around the 22-yard line. From there, the 6-foot-2, 244-pound Weatherspoon got a slow-motion escort into the end zone.

Ryan finished 20 of 35 for 206 yards with two touchdowns and an interception, while Steven Jackson had 71 yards rushing on 15 carries.

OFFICIALS — Referee: Bill Leavy (127); Umpire: Ruben Fowler (71); Head Linesman: John McGrath (5); Line Judge: Mark Periman (9); Side Judge: Keith Parham (87); Field Judge: Jimmy Buchanan (86); Back Judge: Keith Ferguson (61); Replay Official: Larry Nemmers

STARTING LINEUPS

Atlanta Falcons		Green Bay Packers	
Offense	Defense	Offense	Defense
WR 83 H.Douglas	LE 95 J.Babiniaux	WR 87 J.Nelson	LDE 90 B.Raji
LT 76 L.Hoimes	DT 94 P.Jerry	WR 11 J.Boyd	NT 79 R.Pickett
LG 61 J.Black	DE 91 C.Peters	LT 69 D.Bakhtari	ROE 97 J.Jolly
LG 61 J.Hawley	DE 50 U.Umenyiora	LG 71 J.Sitton	LOLB 53 N.Perry
RG 66 P.Konz	OLB 55 S.Weatherspoon	C 62 E.Dietrich-Smith	BLB 50 A.Hawk
RT 65 J.Trueblood	MLB 55 P.Worrilow	RG 70 T.Lang	MLB 59 B.Jones
TE 88 T.Gonzalez	CB 27 R.McClain	TE 67 D.Barclay	ROLB 52 C.Matthews
WR 84 R.White	CB 23 R.Alford	TE 81 A.Quarless	LOB 38 T.Williams
QB 22 M.Ryan	CB 21 D.Truant	WR 89 J.Jones	RCB 37 S.Shields
RB 39 S.Jackson	S 25 W.Moore	QB 10 M.Flynn	SS 42 M.Burnett
FB 42 P.DIMarco	S 28 T.DeCoud	RB 27 E.Lacy	FS 43 M.Jennings

GREEN BAY SUBSTITUTIONS — K 2 M.Crosby, P 8 T.Mashay, WR 19 M.White, CB 24 J.Bush, S 28 S.Richardson, FB 30 J.Kuhn, CB 31 D.House, S 32 C.Banio, CB 33 M.Hyde, RB 44 J.Starks, LB 54 V.Ayewa, LB 55 A.Mulumba, LB 57 J.Lattimore, LS 61 B.Goode, G 65 L.Taylor, DT 76 M.Daniels, T 78 D.Sherrod, TE 82 R.Taylor, TE 85 J.Stoneburner, TE 86 B.Bosick, DE 93 J.Boyd, DE 95 D.Jones, DE/LB 96 M.Neal, **DID NOT PLAY** — QB 16 S.Tolzien, **INACTIVES** — QB 12 A.Rodgers, WR 13 C.Harper, RB 22 K.Bell, LB 51 N.Palmer, T 74 M.Newhouse, DE 98 C.Wilson, DE 99 J.Worthy.

Team	Qtr	Time	Play Location (Extra Point) (Drive Info)		Visitor		Home								
			UT	A	TEL	IT		Sk	QBH	FF	FR	Int	PD		
Packers	1	0:00	E.Lacy 1 yd. run (M.Crosby kick) (16:40, 9:07)	0	0	0	0	0	0	0	0	0	0	0	0
Falcons	2	11:01	T.Gonzalez 2 yd. pass from M.Ryan (M.Bryant kick) (7:78, 3:59)	14	7	7	7	7	7	7	7	7	7	7	7
Falcons	2	8:43	T.Gonzalez 2 yd. pass from M.Ryan (M.Bryant kick) (4:13, 2:06)	14	10	10	10	10	10	10	10	10	10	10	10
Packers	2	3:39	M.Crosby 40 yd. Field Goal (11:40, 5:04)	14	10	10	10	10	10	10	10	10	10	10	10
Falcons	3	9:06	S.Weatherspoon 71 yd. interception return (M.Bryant kick)	21	13	13	13	13	13	13	13	13	13	13	13
Packers	3	0:45	M.Crosby 33 yd. Field Goal (6:58, 3:12)	21	16	16	16	16	16	16	16	16	16	16	16
Packers	4	12:01	M.Crosby 25 yd. Field Goal (12:58, 6:41)	21	16	16	16	16	16	16	16	16	16	16	16
Packers	4	12:01	A.Quarless 2 yd. pass from M.Flynn (pass failed) (4:21, 1:49)	21	16	16	16	16	16	16	16	16	16	16	16

GREEN BAY DEFENSIVE STATISTICS (official)																			
UT	A	TEL	IT	Sk	QBH	FF	FR	Int	PD	UT	A	TEL	IT	Sk	QBH	FF	FR	Int	PD
M.Burnett	4	3	0	9	0	0	0	0	0	0	3	0	3	0	0	0	0	0	0
B.Jones	6	5	0	9	0	0	0	0	0	0	1	2	0	0	0	0	0	0	0
T.Williams	5	2	0	7	0	0	0	0	0	0	0	2	0	0	0	0	0	0	0
J.Jolly	2	5	1	7	0	0	0	0	0	0	1	0	2	0	0	0	0	0	0
M.Hyde	5	1	0	6	0	0	0	0	0	0	1	0	2	0	0	0	0	0	0
N.Perry	2	3	0	4	0	0	0	0	0	0	1	0	0	0	0	0	0	0	0
A.Hawk	4	0	1	4	0	0	0	0	0	0	1	0	0	0	0	0	0	0	0
C.Matthews	2	2	0	4	0	0	0	0	0	0	1	0	1	0	0	0	0	0	0
R.Pickett	3	0	0	3	0	0	0	0	0	0	1	0	1	0	0	0	0	0	0
M.Neal	1	2	1	3	1	4	3	1	0	0	0	0	1	0	0	0	0	0	0
Totals	42	30	4	72	1	4	11	1	1	0	0	0	0	0	0	0	0	0	0

Atlanta Falcons										Green Bay Packers																				
RUSHING	ATT	YDS	AVG	LG	TD	RUSHING	ATT	YDS	AVG	LG	TD	RUSHING	ATT	YDS	AVG	LG	TD	RUSHING	ATT	YDS	AVG	LG	TD							
S.Jackson	16	72	4.7	22	0	J.Lacy	20	65	3.3	17	1	J.Lacy	20	65	3.3	17	1	J.Lacy	20	65	3.3	17	1							
J.Rodgers	6	13	2.0	5	0	M.Flynn	6	28	4.7	17	0	M.Flynn	6	28	4.7	17	0	M.Flynn	6	28	4.7	17	0							
J.Snell	1	-2	-2.0	-2	0	J.Starks	7	19	2.7	5	0	J.Starks	7	19	2.7	5	0	J.Starks	7	19	2.7	5	0							
Total	23	83	3.6	22	0	Total	33	112	3.4	17	1	Total	33	112	3.4	17	1	Total	33	112	3.4	17	1							
PASSING	ATT	CMP	YDS	SK/YD	TD	LG	INT	RT	PASSING	ATT	CMP	YDS	SK/YD	TD	LG	INT	RT	PASSING	ATT	CMP	YDS	SK/YD	TD	LG	INT	RT				
M.Ryan	35	20	206	1/4	2	361	1	81.4	M.Flynn	32	24	258	5/36	1	46	1	95.6	M.Flynn	32	24	258	5/36	1	46	1	95.6				
Total	35	20	206	1/4	2	361	1	81.4	Total	32	24	258	5/36	1	46	1	95.6	Total	32	24	258	5/36	1	46	1	95.6				
PASS RECEIVING	NO	YDS	AVG	LG	TD	PASS RECEIVING	NO	YDS	AVG	LG	TD	PASS RECEIVING	NO	YDS	AVG	LG	TD	PASS RECEIVING	NO	YDS	AVG	LG	TD							
R.White	8	74	9.3	21	0	A.Quarless	6	86	14.3	21	1	A.Quarless	6	86	14.3	21	1	A.Quarless	6	86	14.3	21	1							
J.Rodgers	3	53	17.7	16	0	J.Nelson	4	35	8.8	16	0	J.Nelson	4	35	8.8	16	0	J.Nelson	4	35	8.8	16	0							
T.Gonzalez	2	50	25.0	15	0	J.Jones	4	49	12.3	16	0	J.Jones	4	49	12.3	16	0	J.Jones	4	49	12.3	16	0							
H.Douglas	2	50	25.0	15	0	S.Shields	2	25	12.5	16	0	S.Shields	2	25	12.5	16	0	S.Shields	2	25	12.5	16	0							
M.Ryan	1	50	50.0	361	1	D.Bosick	2	28	14.0	19	0	D.Bosick	2	28	14.0	19	0	D.Bosick	2	28	14.0	19	0							
S.Jackson	1	7	7.0	7	0	J.Boyd	2	25	12.5	17	0	J.Boyd	2	25	12.5	17	0	J.Boyd	2	25	12.5	17	0							
P.DIMarco	1	2	2.0	2	0	R.Taylor	2	7	3.5	7	0	R.Taylor	2	7	3.5	7	0	R.Taylor	2	7	3.5	7	0							
J.Snell	1	2	2.0	2	0	M.White	1	5	5.0	5	0	M.White	1	5	5.0	5	0	M.White	1	5	5.0	5	0							
Total	20	206	10.3	361	2	Total	24	258	10.8	46	1	Total	24	258	10.8	46	1	Total	24	258	10.8	46	1							
INTERCEPTIONS	NO	YDS	AVG	LG	TD	INTERCEPTIONS	NO	YDS	AVG	LG	TD	INTERCEPTIONS	NO	YDS	AVG	LG	TD	INTERCEPTIONS	NO	YDS	AVG	LG	TD							
S.Weatherspoon	1	71	71.0	71	1	J.Bush	1	0	0.0	0	0	J.Bush	1	0	0.0	0	0	J.Bush	1	0	0.0	0	0							
Total	1	71	71.0	71	1	Total	1	0	0.0	0	0	Total	1	0	0.0	0	0	Total	1	0	0.0	0	0							
PUNTING	NO	YDS	AVG	NET	TB	IN20	PUNTING	NO	YDS	AVG	FC	PUNTING	NO	YDS	AVG	FC	PUNTING	NO	YDS	AVG	FC	PUNTING	NO	YDS	AVG	FC				
M.Bosher	4	178	44.5	41.5	0	2	M.Bosher	4	178	44.5	41.5	0	M.Bosher	4	178	44.5	41.5	0	M.Bosher	4	178	44.5	41.5	0	M.Bosher	4	178	44.5	41.5	0
Total	4	178	44.5	41.5	0	2	Total	4	178	44.5	41.5	0	Total	4	178	44.5	41.5	0	Total	4	178	44.5	41.5	0	Total	4	178	44.5	41.5	0
PUNT RETURNS	NO	YDS	AVG	FC	TD	PUNT RETURNS	NO	YDS	AVG	FC	TD	PUNT RETURNS	NO	YDS	AVG	FC	TD	PUNT RETURNS	NO	YDS	AVG	FC	TD							
R.McClain	1	8	8.0	0	0	R.McClain	1	8	8.0	0	0	R.McClain	1	8	8.0	0	0	R.McClain	1	8	8.0	0	0							
(downed)	1	0	0.0	0	0	(downed)	1	0	0.0	0	0	(downed)	1	0	0.0	0	0	(downed)	1	0	0.0	0	0							
(out of bounds)	1	0	0.0	0	0	(out of bounds)	1	0	0.0	0	0	(out of bounds)	1	0	0.0	0	0	(out of bounds)	1	0	0.0	0	0							
Returns	1	8	8.0	0	0	Returns	1	8	8.0	0	0	Returns	1	8	8.0	0	0	Returns	1	8	8.0	0	0							
KICK RETURNS	NO	YDS	AVG	FC	TD	KICK RETURNS	NO	YDS	AVG	FC	TD	KICK RETURNS	NO	YDS	AVG	FC	TD	KICK RETURNS	NO	YDS	AVG	FC	TD							
J.Rodgers	6	126	21.0	0	0	J.Rodgers	6	126	21.0	0	0	J.Rodgers	6	126	21.0	0	0	J.Rodgers	6	126	21.0	0	0							
Returns	6	126	21.0	0	0	Returns	6	126	21.0	0	0	Returns	6	126	21.0	0	0	Returns	6	126	21.0	0	0							
FUMBLES	FumLost</																													

ARLINGTON, Texas — If this was Matt Flynn's best start in place of Aaron Rodgers, it was quite a memorable one. Flynn threw four touchdown passes in the second half. Eddie Lacy had the winning score on a 1-yard plunge after an interception by Tony Romo on Sunday, and the Green Bay Packers matched the biggest comeback in franchise history in a 37-36 win over the Dallas Cowboys on Sunday. Romo tossed two interceptions in the final 3 minutes, the first one giving Green Bay a chance for the go-ahead score with the Cowboys in position to run out the clock with a 36-31 lead.

Lacy scored with 1:31 to go for Green Bay's first lead of the game and after the Packers trailed 26-3 at halftime. Playing on the same field where Rodgers was the MVP when they won the 2011 Super Bowl, the Packers matched the 1982 team in a September game. The Packers (7-6-1) kept their play on the edge alive with Rodgers possibly returning next week. He was close to medical clearance, but missed his sixth straight game with a broken collarbone. He was wearing a cast on Green Bay's sideline. The locker room simply shaking his head at them after finishing with 153 yards and a touchdown. With Dallas leading 36-31, Bryant made a running first down after a catch just before the 2-minute warning that looked as if it would help Dallas hold off a huge Green Bay rally. But Romo threw a long pass to Miles Austin after each yard and a touchdown. The Packers steadily moved downfield before the plunge by Lacy, who had a 17-yard rushing TD. Tramon Williams made a diving grab that was initially called incomplete. When the video review overturned on review, with Dallas clinging to a 29-24 lead. He cradled a deflected pass in his arms and had a weaving run on the inside of the Dallas 10, but replayed showed the nose of the ball hitting the turf.

The Cowboys went on to score when Bryant made a leaping grab over M.D. Jennings and got two feet down in the back of the end zone for a 36-24 lead. Flynn answered with his fourth straight scoring drive to get the Packers back within five. A Dallas defense that gave up eight straight scoring drives to Chicago in a loss last week let the Packers get touchdowns on five straight drives after halftime. Romo threw for 358 yards and two touchdowns, but couldn't avoid two more critical mistakes in a career at least partially defined by them.

OFFICIALS — Referee: Walt Coleman (65); Umpire: Roy Ellison (81); Head Linesman: Jerry Bergman (91); Line Judge: Rusty Baynes (59); Side Judge: Rick Patterson (45); Field Judge: Greg Gautreaux (80); Back Judge: Greg Yette (38); Replay Official: Bob Boylston

STARTING LINEUPS

Green Bay Packers		Dallas Cowboys	
Offense	Defense	Offense	Defense
WR 87 J.Nelson	LDE 90 B.Raji	WR 88 D.Bryant	LDE 99 G.Selvie
LT 69 D.Bakhtiari	NT 79 R.Pickett	TE 89 G.Escobar	DT 96 M.Hayden
LG 71 J.Sitton	RDE 97 J.Jolly	LT 77 T.Smith	DT 97 J.Hatcher
C 62 E.Dietrich-Smith	LOBL 53 M.Petry	LG 65 R.Leary	RDE 94 D.Ware
RG 70 T.Lang	BLB 50 A.Hawk	C 72 T.Frederick	SLB 51 K.Winter
RT 67 D.Barclay	MLB 59 B.Jones	RG 73 M.Bernardeau	MLB 52 J.Durant
TE 81 A.Quarless	ROLB 52 C.Matthews	RT 68 D.Free	WLB 59 E.Sims
WR 89 J.Jones	LCB 38 T.Williams	TE 82 J.Written	LCB 39 B.Carr
QB 10 M.Flynn	RCB 37 S.Shields	WR 19 M.Austin	RCB 32 O.Scandrick
RB 27 E.Lacy	SS 42 M.Burnett	QB 9 T.Romo	SS 38 J.Heath
FB 30 J.Kuhin	FS 43 M.Jennings	RB 29 D.Murray	FS 42 B.Church

GREEN BAY SUBSTITUTIONS — K 2 M.Crosby, P 8 T.Masthay, WR 11 J.Boykin, WR 13 C.Harper, RB 22 K.Bell, CB 24 J.Bush, S 28 S.Richardson, CB 31 D.House, S 32 C.Banjo, CB 33 M.Hyde, RB 44 J.Starks, LB 54 V.Ayewah, LB 55 A.Mulumba, LB 57 J.Lattimore, LS 61 B.Goode, T 74 M.Neuhouse, DT 76 M.Daniels, T 78 D.Sherrod, TE 82 R.Taylor, TE 86 B.Bostick, DE 95 D.Jones, DE/LB 96 M.Meal.

DID NOT PLAY — QB 16 S.Tolzbin. **INACTIVES** — QB 12 A.Rodgers, LB 51 N.Palmer, G 65 L.Taylor, G 73 J.Tretter, TE 85 J.Stoneburner, DE 98 C.Wilson, DE 99 J.Worthy.

Qtr	Time	Play Description (Extra Point) (Drive Info)	Score	OT
1	10:56	D.Bailey 47 yd. Field Goal (6:32, 4:04)	0-0	0
1	7:40	M.Crosby 57 yd. Field Goal (6:54, 3:16)	0-0	0
1	4:52	D.Bailey 23 yd. Field Goal (7:15, 2:48)	0-0	0
1	0:28	J.Written 23 yd. pass from T.Romo (D.Bailey kick) (4:65, 1:57)	3-0	0
2	5:54	D.Bailey 43 yd. Field Goal (8:46, 3:26)	3-3	0
2	3:45	D.Bailey 50 yd. Field Goal (4:11, 0:53)	3-6	0
2	0:24	D.Murray 1 yd. run (D.Bailey kick) (6:15, 1:35)	3-6	0
3	13:08	J.Nelson 13 yd. pass from M.Flynn (M.Crosby kick) (4:80, 1:52)	3-6	0
3	6:33	D.Bailey 50 yd. Field Goal (11:48, 6:35)	3-6	0
3	1:09	A.Quarless 3 yd. pass from M.Flynn (M.Crosby kick) (12:50, 5:24)	3-6	0
4	12:47	J.Starks 11 yd. pass from M.Flynn (M.Crosby kick) (5:22, 4:14)	3-6	0
4	7:55	D.Bryant 5 yd. pass from T.Romo (D.Bailey kick) (10:80, 4:52)	3-6	0
4	4:17	J.Jones 3 yd. pass from M.Flynn (M.Crosby kick) (10:30, 3:36)	3-6	0
4	1:31	E.Lacy 1 yd. run (pass failed) (7:50, 1:15)	3-6	0

FIELD GOALS (made / missed)
 D.Bailey 4/0
 Green Bay Packers 13/3
 Dallas Cowboys 4/7

UT	A	TFL	TI	Sck	QBH	FF	FR	Int	PD
9	0	0	0	0	0	0	0	0	0
5	3	0	0	0	0	0	0	0	0
6	0	0	0	0	0	0	0	0	0
5	0	0	0	0	0	0	0	0	0
3	1	0	0	0	0	0	0	0	0
3	0	1	0	0	0	0	0	0	0
3	0	0	0	0	0	0	0	0	0
2	0	0	0	0	0	0	0	0	0
Totals	48	11	6	59	326	10	0	0	2-5

Green Bay Packers		Dallas Cowboys	
RUSHING	PASSING	RUSHING	PASSING
E.Lacy 21	39	D.Murray 1	48
J.Starks 3	39	T.Romo 2	29
M.Flynn 3	39	Total 48	326
Total 27	78	Total 18	326
YDS 150	5.6	YDS 134	7.4
SKYD 216	4	SKYD 37	2
TD 4	39	TD 37	2
LG 39	113.1	LG 37	80.0

Green Bay Packers		Dallas Cowboys	
PASS RECEIVING	PASS RECEIVING	PASS RECEIVING	PASS RECEIVING
J.Boykin 6	83	D.Bryant 11	153
A.Quarless 5	66	T.Written 4	178
J.Nelson 5	61	J.Wright 4	115
E.Lacy 4	30	D.Murray 4	46
J.Jones 3	49	C.Matthews 3	19
J.Starks 1	11	M.Austin 2	35
J.Kuhin 1	-1	G.Escobar 1	15
Total 26	299	Total 29	358
YDS 11.5	39	YDS 12.3	37
SKYD 216	4	SKYD 37	2
TD 4	39	TD 37	2
LG 39	113.1	LG 37	80.0

Green Bay Packers		Dallas Cowboys	
PUNTING	PUNTING	PUNTING	PUNTING
T.Masthay 4	197	C.Jones 2	103
Total 4	197	Total 2	103
YDS 49.3	42.5	YDS 51.5	28.5
NET 42.5	1	NET 28.5	1
FC 42.5	1	FC 28.5	1

Green Bay Packers		Dallas Cowboys	
PUNT RETURNS	PUNT RETURNS	PUNT RETURNS	PUNT RETURNS
M.Hyde 1	26	C.Beasley 1	7
(f'back) 1	0	(f'back) 1	0
Returns 1	26	Returns 1	7
Total 1	26	Total 1	7
YDS 26.0	0	YDS 7.0	2
AVG 26.0	0	AVG 7.0	2
FC 26.0	0	FC 7.0	2

Green Bay Packers		Dallas Cowboys	
KICK RETURNS	KICK RETURNS	KICK RETURNS	KICK RETURNS
(f'back) 9	0	(f'back) 5	0
Returns 9	0	Returns 5	0
Total 9	0	Total 5	0
YDS 0.0	0	YDS 23.0	0
AVG 0.0	0	AVG 4.6	0
FC 0.0	0	FC 0.0	0

Green Bay Packers		Dallas Cowboys	
FUMBLES	FUMBLES	FUMBLES	FUMBLES
0	0	0	0
Total 0	0	Total 0	0
Own 0	0	Own 0	0
Rec 0	0	Rec 0	0
Yds 0	0	Yds 0	0
TD 0	0	TD 0	0

Green Bay Packers		Dallas Cowboys	
TOTAL FIRST DOWNS	TOTAL FIRST DOWNS	TOTAL FIRST DOWNS	TOTAL FIRST DOWNS
By Rushing	8	By Rushing	26
By Passing	16	By Passing	17
By Penalty	2	By Penalty	2
Total	26	Total	45
THIRD-DOWN EFFICIENCY	7-13-54%	THIRD-DOWN EFFICIENCY	7-13-54%
FOURTH-DOWN EFFICIENCY	0-0-0%	FOURTH-DOWN EFFICIENCY	0-0-0%
Total Net Yards	433	Total Net Yards	466
Total Offensive Plays	68	Total Offensive Plays	69
Average gain per offensive play	6.4	Average gain per offensive play	6.8
NET YARDS RUSHING	150	NET YARDS RUSHING	134
Total Rushing Plays	27	Total Rushing Plays	18
Average gain per rushing play	5.6	Average gain per rushing play	7.4
Tackles for a loss-number and yards	3-12	Tackles for a loss-number and yards	1-3
NET YARDS PASSING	283	NET YARDS PASSING	332
Times thrown - yards lost att. to pass	2-16	Times thrown - yards lost att. to pass	3-26
Gross yards passing	299	Gross yards passing	358
PASS ATT-COMP-INT	39-26-1	PASS ATT-COMP-INT	48-29-2
Average gain per pass play	6.9	Average gain per pass play	6.5
KICKOFFS Number-In EZ-Touchbacks	7-7-5	KICKOFFS Number-In EZ-Touchbacks	9-9-9
PUNTS Number and Average	4-49.3	PUNTS Number and Average	2-51.5
Had Blocked	0	Had Blocked	0

Green Bay Packers		Dallas Cowboys	
EXTRA POINTS	EXTRA POINTS	EXTRA POINTS	EXTRA POINTS
4-4	4-4	4-4	4-4
Total 4	4	Total 4	4
YDS 28.0	28.0	YDS 28.0	28.0
NET 28.0	28.0	NET 28.0	28.0
FC 28.0	28.0	FC 28.0	28.0

Green Bay Packers		Dallas Cowboys	
EXTRA POINTS	EXTRA POINTS	EXTRA POINTS	EXTRA POINTS
4-4	4-4	4-4	4-4
Total 4	4	Total 4	4
YDS 28.0	28.0	YDS 28.0	28.0
NET 28.0	28.0	NET 28.0	28.0
FC 28.0	28.0	FC 28.0	28.0

Green Bay Packers		Dallas Cowboys	
EXTRA POINTS	EXTRA POINTS	EXTRA POINTS	EXTRA POINTS
4-4	4-4	4-4	4-4
Total 4	4	Total 4	4
YDS 28.0	28.0	YDS 28.0	28.0
NET 28.0	28.0	NET 28.0	28.0
FC 28.0	28.0	FC 28.0	28.0

Green Bay Packers		Dallas Cowboys	
EXTRA POINTS	EXTRA POINTS	EXTRA POINTS	EXTRA POINTS
4-4	4-4	4-4	4-4
Total 4	4	Total 4	4
YDS 28.0	28.0	YDS 28.0	28.0
NET 28.0	28.0	NET 28.0	28.0
FC 28.0	28.0	FC 28.0	28.0

Green Bay Packers		Dallas Cowboys	
EXTRA POINTS	EXTRA POINTS	EXTRA POINTS	EXTRA POINTS
4-4	4-4	4-4	4-4
Total 4	4	Total 4	4
YDS 28.0	28.0	YDS 28.0	28.0
NET 28.0	28.0	NET 28.0	28.0
FC 28.0	28.0	FC 28.0	28.0

Green Bay Packers		Dallas Cowboys	
EXTRA POINTS	EXTRA POINTS	EXTRA POINTS	EXTRA POINTS
4-4	4-4	4-4	4-4
Total 4	4	Total 4	4
YDS 28.0	28.0	YDS 28.0	28.0
NET 28.0	28.0	NET 28.0	28.0
FC 28.0	28.0	FC 28.0	28.0



2013 BIOGRAPHIES

THROUGH WEEK 16

54 Victor Aiyewa, LB, 1st Year, Washington

2013 Season: Reserve LB who joined the team's practice squad on Oct. 15...Was signed to the active roster, Nov. 27 and made his NFL debut on special teams in Week 13 at Detroit...Has posted five tackles on special teams.

►**at Detroit Lions (11/28):** Made his NFL debut on special teams and made a tackle on the game's opening kickoff when he cut down WR Jeremy Ross at the Detroit 22-yard line.

►**vs. Atlanta Falcons (12/8):** Played on special teams, where he once again made the tackle on the game's opening kickoff, taking down RB Jacquizz Rodgers at the Atlanta 23-yard line.

►**at Dallas Cowboys (12/15):** Played on special teams, but did not record any statistics.

►**vs. Pittsburgh Steelers (12/22):** Led the way from a special teams coverage standpoint, posting a team-best and season-high three tackles, all of them coming as a member of the kickoff unit.

69 David Bakhtiari, T, Rookie, Colorado

2013 Season: Drafted by the Packers with the first of three fourth-round selections (No. 129 overall) in 2013, he took over at left tackle with the starting offense following a season-ending knee injury to veteran Bryan Bulaga in the team's Family Night scrimmage (Aug. 3)...Has started each of the team's 15 games at LT.

►**at San Francisco 49ers (9/8):** Became the first rookie to start at LT in a season opener for the Packers since Ken Ruettgers in 1985 and was matched regularly against Pro Bowlers LB Aldon Smith and DE Justin Smith for most of the game...Helped protect for an offense that produced four TD drives and 385 yards of offense behind a blocking unit that allowed just two sacks on the afternoon

►**vs. Washington Redskins (9/15):** Started at LT for an offensive line that helped produce the second-highest total-yardage output (580) in franchise history...Helped neutralize the pass-rush tandem of LBs Ryan Kerrigan and Brian Orakpo, allowing time for QB Aaron Rodgers to complete 34 of 42 attempts for 480 yards and four TDs with no INTs...Also helped to clear running lanes for RB James Starks to gain 132 yards on 20 carries (6.6 avg.), adding a TD of his own...The performance made Rodgers and Starks the first pair of teammates in NFL history to each to surpass the 450-yard passing and 125-yard rushing benchmarks in the same game...Pushed Orakpo past the play on Starks' 32-yard TD run in the third quarter, the longest scoring run by a Packer since Ryan Grant's 47-yarder vs. Oakland on Dec. 11, 2011.

►**at Cincinnati Bengals (9/22):** Part of a blocking unit that helped produce six scoring drives (three TDs, three FGs) and contributed to another successful day running the ball as the Packers gained 182 yards on 30 carries (6.1 avg.), the highest single-game total for the club since Oct. 25, 2009...Helped rookie RB Johnathan Franklin gain 103 yards on 13 carries (7.9 avg.), the first time the Packers produced back-to-back 100-yard rushers in consecutive games since Weeks 16-17 of the 2007 season...Made a good block to the outside on LB James Harrison on Franklin's 51-yard burst off the left side in the third quarter, the longest run by a Green Bay rookie since Samkon Gado's 64-yard TD vs. Detroit on Dec. 11, 2005.

►**vs. Detroit Lions (10/6):** Started at LT and helped protect for an offense that produced 449 yards and six scoring drives (five FGs, one TD) during the game...Had a key block on WR Randall Cobb's 67-yard run off of his side in the third quarter, pinning DE Ezekiel Ansah to the inside and creating the lane used by Cobb to break into the second level...Marked the longest run by a Packer since RB Brandon Jackson's 71-yard run at Washington, Oct. 10, 2010...Also had a good pass set against DE Devin Taylor on Rodgers' 83-yard TD pass to WR James Jones later in the third quarter, the Packers' longest completion since Oct. 16, 2011.

►**at Baltimore Ravens (10/13):** Had a strong outing despite being matched regularly against one of the more impactful defensive players in the NFL, LB Terrell Suggs...Held Suggs out of the sack column and allowed Rodgers time to complete 17 of 32 attempts for 315 yards and a TD...Also part of a run-blocking unit that maintained its momentum, clearing holes for 140

rushing yards on 30 attempts (4.7 avg.)...Made a good second-level block on LB Daryl Smith on the second play of the game, sealing the left side for a cutback run by RB Eddie Lacy that went for a game-long 37 yards, the beginning of an effort that saw Lacy gain 120 yards on 23 carries (5.2 avg.).

►**vs. Cleveland Browns (10/20):** Started at LT and allowed time for Rodgers to complete 25-of-36 attempts for 260 yards and three TDs with no INTs as the offense put together five scoring drives (four TD, one FG) during the game.

►**at Minnesota Vikings (10/27):** Had his finest performance to this point in the season, facing noted pass rusher Jared Allen almost exclusively throughout the game and keeping the veteran defender without a tackle on 73 offensive plays...Overcame the challenging conditions presented by the Metrodome as part of an offense that produced 464 yards and seven scoring drives (four TDs, three FGs)...Contributed to a balanced offensive attack that saw Rodgers complete 24 of 29 passes for 285 yards and two TDs, in addition to a ground game that racked up 182 rushing yards on 42 attempts (4.3 avg.).

►**vs. Chicago Bears (11/4):** Helped block for a rush offense that netted 199 yards and two TDs on 29 attempts (6.9 avg.), including a season-high 150 yards by Lacy.

►**vs. Philadelphia Eagles (11/10):** Blocked for an offense that produced 396 yards on 75 plays (5.3 avg.) despite another bout with injuries at key positions...The unit lost its starting QB on the first series for the second consecutive week as Seneca Wallace (starting in place of an injured Rodgers) suffered a groin injury on the opening drive and did not return...Wallace was replaced by Scott Tolzien, who went on to complete 25 of 39 attempts for 280 yards and a TD in his NFL debut.

►**at New York Giants (11/17):** Faced the challenge of matching up against Pro Bowl DE Jason Pierre-Paul for most of the game and was part of a protection unit that did not allow a sack as Tolzien completed 24 of 34 attempts for 339 yards, the most ever by a QB in his first start in franchise history.

►**vs. Minnesota Vikings (11/24):** Again faced the veteran Allen for much of the game, keeping him out of the sack column and helping to protect for a second-half comeback on offense that included three scoring drives (two TD, one FG) to force overtime...Blocked for QB Matt Flynn who entered the game in the third quarter and went on to complete 21 of 36 attempts for 218 yards and a TD with no INTs and no sacks.

►**at Detroit Lions (11/28):** Started at LT.

►**vs. Atlanta Falcons (12/8):** Started at LT and blocked for an offense that managed to produce five scoring drives (three FGs, two TDs), despite frigid conditions during the game...Helped protect for Flynn as he posted a career-high 75.0 completion percentage (min. 10 attempts), connecting on 24 of 32 attempts for 258 yards and a TD.

►**at Dallas Cowboys (12/15):** Delivered one of his most complete performances, facing Pro Bowl DE DeMarcus Ware for much of the game and limiting him to only an assisted tackle in the official game statistics...Blocked for an offense that generated 433 total yards on 68 plays (6.4 avg.), including five consecutive TD drives in the second half that erased a 23-point halftime deficit...Consistent pass protection allowed Flynn time to complete 26 of 39 for 299 yards and four TDs and the line also cleared holes for Lacy to have his second-highest rushing-yardage total of the season, gaining 141 yards and a TD on 21 attempts (6.7 avg.).

►**vs. Pittsburgh Steelers (12/22):** Started at LT and helped protect for five scoring drives (four TD, one FG) as the offense produced 370 yards on 72 plays (5.1 avg.) during the game...Blocked for Lacy as he gained 84 yards and scored two TDs on 15 attempts (5.6 avg.), and eclipsed RB John Brockington's 42-year-old franchise record for rushing yardage by a rookie (1,105 in 1971).

32 Chris Banjo, S, Rookie, Southern Methodist

2013 Season: One of three non-drafted rookie free agents to make the opening-day roster out of training camp in 2013, joining G Lane Taylor and LB Andy Mulumba...Has appeared in each of the first 14 games, making one start on defense and also contributing on special teams...Has 15

tackles (12 solo) and a pass defended on defense ranks second on the club with nine tackles on special teams.

▶**at San Francisco 49ers (9/8):** Made his NFL debut, appearing on special teams and also seeing three plays on defense.

▶**vs. Washington Redskins (9/15):** Saw extended action on defense in a rotation with M.D. Jennings and Jerron McMillian, appearing on 27 plays and making two solo tackles...Also played on special teams, but did not record any statistics.

▶**at Cincinnati Bengals (9/22):** With regular starter Morgan Burnett still sidelined by a hamstring injury, was elevated into the starting lineup, opening the game at SS with M.D. Jennings shifting to Burnett's FS post...Saw action on 54 defensive plays and finished with three tackles (two solo).

▶**vs. Detroit Lions (10/6):** Was relegated to special teams duty upon Burnett's return to action...Played on the various coverage teams, but did not record any statistics.

▶**at Baltimore Ravens (10/13):** Was a force on special teams during the game, racking up a team-high three tackles on the coverage units, two as a member of the kickoff team and one on a punt return...Tripped up explosive return-man WR Jacoby Jones on a second-quarter punt for no gain and later stopped him again on a kickoff return, tackling him at the Baltimore 10-yard line in the fourth quarter...Also played 11 snaps on defense and tallied two tackles (one solo).

▶**vs. Cleveland Browns (10/20):** Appeared on 24 defensive plays, coming in relief of Jennings and finishing with two solo tackles and a pass defended.

▶**at Minnesota Vikings (10/27):** Saw time on both special teams and also 10 defensive plays, but did not record any statistics.

▶**vs. Chicago Bears (11/4):** Recorded a team-high two tackles on special teams...Also recovered a blocked punt in the first quarter at the Chicago 32-yard line, a kick that was deflected by LB Jamari Lattimore...On the first play of the ensuing possession, RB James Starks scored on a 32-yard TD run to give the Packers a 10-7 lead.

▶**vs. Philadelphia Eagles (11/10):** Played on special teams and saw action on 11 defensive plays, finishing with one solo tackle.

▶**at New York Giants (11/17):** Played on defense and special teams...Continued to be a force on the kickoff coverage unit, accounting for the tackles on both kickoffs that were returned during the game, including a stop of RB Michael Cox at the Giants' 11-yard line in the second quarter.

▶**vs. Minnesota Vikings (11/24):** Appeared on both defense and special teams...Posted three tackles (two solo) on defense.

▶**at Detroit Lions (11/28):** Played on special teams and also saw five defensive snaps, but did not record any statistics.

▶**vs. Atlanta Falcons (12/8):** Played in the game on special teams and posted his eighth coverage tackle of the season as a member of the kickoff team.

▶**at Dallas Cowboys (12/15):** Appeared on special teams, but did not record any statistics.

▶**vs. Pittsburgh Steelers (12/22):** Played on special teams and posted a tackle as a member of the punt coverage unit.

67 Don Barclay, T/G, 2nd Year, West Virginia

2013 Season: Entered the season as the starter at RT and opened each of the first nine games at the position...Suffered a knee injury in the team's Week 10 contest vs. Philadelphia and was sidelined in Weeks 11-12 at the N.Y. Giants and vs. Minnesota, the first games missed due to injury in his career...Has started all 13 games in which he's appeared in 2013.

▶**at San Francisco 49ers (9/8):** Started at RT and contributed to a protection unit that yielded just two sacks (none charged to him) and amassed 385 yards of offense and four TD drives in a hostile road environment...Matched mostly against LB Ahmad Brooks, who he limited to just one tackle and kept out of the sack column.

▶**vs. Washington Redskins (9/15):** Started at RT for a unit that protected for one of the most prolific offensive performances in franchise history...The offense amassed 580 total yards on 70 plays (8.3 avg.), the second-highest single-game yardage total in team annals...Helped provide time for Rodgers to complete 34 of 42 passes for a career-high and franchise-record-tying 480 yards and four TDs with no INTs as he became just the second QB in NFL history to have 480-plus yards, four-plus TDs and no INTs in a game...Also helped clear lanes for RB James Starks to rush for

132 yards on 20 carries (6.6 avg.), making him and Rodgers the first pair of teammates in NFL history to surpass the 450-yard passing and 125-yard rushing plateaus in the same game.

▶**at Cincinnati Bengals (9/22):** Started at RT for what was a challenging day up front against a deep and talented Bengals defensive line...Helped block for what was once again a productive running game as the offense netted 182 yards on 30 rushing attempts (6.1 avg.) and produced a 100-yard rusher for the second consecutive week (RB Johnathan Franklin, 103 yards).

▶**vs. Detroit Lions (10/6):** Started at RT on what was an overall productive day for the offense...Part of a protection unit that allowed just one sack during the game and cleared the way for a ground game that rang up 180 yards on 33 attempts (5.5 avg.) and narrowly missed its third consecutive game with a different 100-yard rusher as RB Eddie Lacy finished with 99 yards on 23 attempts (4.3 avg.).

▶**at Baltimore Ravens (10/13):** Matched against noted pass rusher LB Elvis Dumervil for much of the game...Was part of an OL that helped the offense produce another impressive performance that featured 438 total yards, including 140 on 30 rushing attempts (4.7 avg.)...Helped block for rookie RB Eddie Lacy, who became the offense's fourth consecutive 99-plus-yard rusher, carrying 23 times for 120 yards (5.2 avg.).

▶**vs. Cleveland Browns (10/20):** Helped protect for a pass offense that despite injuries at the skill positions, saw Rodgers throw for 260 yards on 25-of-36 passing for three TDs and no INTs while only being sacked once...Helped clear the way for five scoring drives (four TDs, one FG) as the offense produced 357 total yards during the game.

▶**at Minnesota Vikings (10/27):** Part of a dominating offensive performance that saw the Packers roll up 464 total yards on 73 plays (6.4 avg.) and produce seven scoring drives (four TDs, three FGs), with no turnovers and no punts during the game...Consistent protection up front allowed Rodgers time to complete 24 of 29 attempts for 285 yards and two TDs, while only being sacked twice for minus-3 yards...Also helped create holes for a running game that produced 182 yards and two TDs on 42 rushing attempts (4.3 avg.).

▶**vs. Chicago Bears (11/4):** Started at RT, but moved inside to RG in the second half after starter T.J. Lang left the game with a concussion...Relieved Lang at guard and Marshall Newhouse replaced him at RT.

▶**vs. Philadelphia Eagles (11/10):** Started the game at RT...Shifted inside to RG after C Evan Dietrich-Smith departed with a knee injury before halftime, that forced Lang to move from RG to C...Played there until early in the fourth quarter when he suffered a knee injury of his own blocking on a successful 35-yard FG attempt by K Mason Crosby.

▶**at New York Giants (11/17):** Missed the practice week following the knee injury suffered in the Philadelphia game and was inactive on gameday, the first game missed due to injury in his young career.

▶**vs. Minnesota Vikings (11/24):** Inactive.

▶**at Detroit Lions (11/28):** Returned to the practice field during the week and was back in the starting lineup on gameday...Started at RT.

▶**vs. Atlanta Falcons (12/8):** Started at RT and helped the offense overcome challenging weather conditions as they rolled up 334 total yards on 70 plays (4.8 avg.)...Part of a protection unit that created time for QB Matt Flynn to complete 24 of 32 attempts for 258 yards and a TD during the game.

▶**at Dallas Cowboys (12/15):** Part of a blocking unit that cleared the way for a second-half comeback highlighted by five consecutive TD drives that helped erase a 26-3 halftime deficit...Protected for Flynn as he completed 26 of 39 attempts for 299 yards and four TDs, including the second half when he went 16 of 22 for 182 of the yards and all four TDs...Also contributed to a productive rushing attack that saw Lacy carry 21 times for 141 yards (6.7 avg.) and a TD...Made a good backside block on Lacy's season-long 60-yard run on the opening play of the second half, warding off DE George Selvie just long enough as he slashed down the line to free Lacy into the second level.

▶**vs. Pittsburgh Steelers (12/22):** Started at RT and helped protect as the offense gained 370 yards and posted five scoring drives (four TD, one FG) during the game...Blocked for a rush offense that gained 151 yards and scored three TDs on 30 attempts (5.0 avg.), led by Lacy's 84 yards

that pushed him past RB John Brockington (1,105) for the highest single-season total in franchise history.

58 Sam Barrington, LB, Rookie, South Florida

2013 Season: Rookie inside LB who played in seven games, appearing exclusively on special teams...Suffered a significant hamstring injury in the team's Week 9 contest vs. Chicago and was placed on injured reserve, Nov. 5.

▶**at San Francisco 49ers (9/8):** Inactive.

▶**vs. Washington Redskins (9/15):** Made his NFL debut, appearing on special teams and collecting a tackle on the kickoff coverage unit.

▶**at Cincinnati Bengals (9/22) - vs. Cleveland Browns (10/20):** Played on special teams, but did not record any statistics.

▶**at Minnesota Vikings (10/27):** Played on special teams, tallying a pair of tackles on the kickoff coverage unit.

▶**vs. Chicago Bears (11/4):** Played on special teams, but suffered a hamstring injury and did not return.

22 Kahlil Bell, RB, 5th Year, UCLA

2013 Season: Veteran RB who was signed Dec. 3, to serve as the team's No. 3 RB after rookie RB Johnathan Franklin was placed on injured reserve (concussion/neck)...Has previously spent time with the Chicago Bears (2009-12) and N.Y. Jets (2012) during his career, having appeared in 27 career games with three starts...Has played in two games and posted a tackle on special teams.

▶**vs. Atlanta Falcons (12/8):** Joined the team at the start of the practice week, but was inactive on gameday.

▶**at Dallas Cowboys (12/15):** Made his Packers debut on special teams, but did not record any statistics.

▶**vs. Pittsburgh Steelers (12/22):** Played on special teams, recording his first coverage tackle of the season as a member of the kickoff team.

86 Brandon Bostick, TE, 1st Year, Newberry College

2013 Season: Athletic TE with intriguing upside who made the opening-day roster after spending the 2012 season as a member of the Packers' practice squad...Saw his role expand following the season-ending injury to starter Jermichael Finley (neck), but suffered a foot injury of his own at Dallas (Dec. 15), and was placed on injured reserve, Dec. 21...For the season, appeared in 11 games and made seven catches for 120 yards (17.1 avg.) and a TD, and was credited with seven tackles on special teams.

▶**at San Francisco 49ers (9/8):** Inactive.

▶**vs. Washington Redskins (9/15):** Made his NFL debut in the game on special teams and also briefly on offense, but did not record any statistics.

▶**at Cincinnati Bengals (9/22):** Played on special teams.

▶**vs. Detroit Lions (10/6):** Inactive.

▶**at Baltimore Ravens (10/13):** Played on special teams and was credited with a tackle as a member of the kickoff coverage unit.

▶**vs. Cleveland Browns (10/20):** Played on both offense and special teams, but did not record any statistics.

▶**at Minnesota Vikings (10/27):** Appeared on both special teams and in spot duty on offense, recording a tackle as a member of the kickoff coverage team.

▶**vs. Chicago Bears (11/4):** Played on both offense and special teams...Was credited with a tackle as a member of the kickoff coverage team.

▶**vs. Philadelphia Eagles (11/10):** Saw extended action on offense, appearing on 29 plays and contributed the first receiving statistics of his career...Finished with three catches for 42 yards (14.0 avg.), including his first career TD, a 22-yard pass from QB Scott Tolzien in the third quarter...On the play, ran an out-and-up double move along the left sideline to beat S Patrick Chung, turning to catch the ball at the 5-yard line and falling forward into the end zone.

▶**at New York Giants (11/17):** Played on offense and special teams and finished with one catch, a 26-yarder in the second quarter...Was also credited with a tackle on special teams.

▶**vs. Minnesota Vikings (11/24):** Played on offense and special teams...Had a 24-yard catch just before halftime and also contributed a team-high two tackles on special teams.

▶**at Detroit Lions (11/28):** Was diagnosed as having suffered a concussion late in the team's Week 12 contest vs. Minnesota...Missed the practice week in adherence with the league's concussion protocol and was inactive on gameday.

▶**vs. Atlanta Falcons (12/8):** Returned to practice during the week and was back in the lineup on gameday, making a pair of catches for 28 yards (14.0 avg.).

▶**at Dallas Cowboys (12/15):** Played in the game on both offense and special teams, but did not record any statistics...Suffered a foot injury in the second half and did not return.

▶**vs. Pittsburgh Steelers (12/22):** Missed the practice week with the foot injury and was placed on season-ending injured reserve, Dec. 21, the day before the game.

93 Josh Boyd, DE, Rookie, Mississippi State

2013 Season: Rookie DL who was drafted by the Packers with the second of two fifth-round selections (No. 167 overall)...Was inactive for each of the first five games before making his NFL regular-season debut in Week 7 vs. Cleveland (Oct. 20)...For the season, has appeared in eight games, and has posted five tackles (four solo).

▶**at San Francisco 49ers (9/8):** Inactive.

▶**vs. Washington Redskins (9/15):** Inactive.

▶**at Cincinnati Bengals (9/22):** Inactive.

▶**vs. Detroit Lions (10/6):** Inactive.

▶**at Baltimore Ravens (10/13):** Inactive.

▶**vs. Cleveland Browns (10/20):** Was activated on gameday due to a number of injuries affecting the roster and made his NFL debut, seeing seven plays on defense and three on special teams.

▶**at Minnesota Vikings (10/27):** Appeared on three defensive plays, but did not record any statistics.

▶**vs. Chicago Bears (11/4):** Inactive.

▶**vs. Philadelphia Eagles (11/10):** Inactive.

▶**at New York Giants (11/17):** Was active for the game, seeing action on four defensive snaps and three special teams plays.

▶**vs. Minnesota Vikings (11/24):** Played in the game on defense and special teams, but did not record any statistics.

▶**at Detroit Lions (11/28):** Appeared on 11 defensive plays, but did not record any statistics.

▶**vs. Atlanta Falcons (12/8):** Saw action on 12 defensive plays and recorded the first statistics of his career, finishing with two tackles (one solo).

▶**at Dallas Cowboys (12/15):** Saw his most extended action of the season after Johnny Jolly exited with a shoulder injury in the first quarter...Appeared on 32 defensive plays and posted three solo tackles, including one for loss, a QB hit and a pressure...TFL came on the opening drive of the game when he shed LT Tyron Smith and dropped RB DeMarco Murray for a 3-yard loss in the backfield...Also drew a holding call against RT Doug Free on a running play in the third quarter.

▶**vs. Pittsburgh Steelers (12/22):** Appeared on 24 defensive plays, but did not record any statistics.

11 Jarrett Boykin, WR, 2nd Year, Virginia Tech

2013 Season: Second-year WR who has stepped up in the face of injuries to the position group and made significant contributions on offense...Also serves as a coverage player on the various special teams units...Has played in all 15 games with seven starts and made 47 catches for 673 yards (14.3 avg.) and three TDs...Has also posted a tackle on special teams.

▶**at San Francisco 49ers (9/8):** Played on special teams, but did not record any statistics.

▶**vs. Washington Redskins (9/15):** Tallied his first coverage tackle of the season, being credited with a solo stop as a member of the kickoff team.

▶**at Cincinnati Bengals (9/22):** Played on special teams and also briefly on offense, but did not record any statistics.

▶**vs. Detroit Lions (10/6):** Played on special teams and also in spot duty on offense, but did not record any statistics.

▶**at Baltimore Ravens (10/13):** Was pressed into the most extended action on offense of his career after starters Randall Cobb and James Jones depart-

ed with knee injuries before halftime...Saw time on 58 plays and finished with one catch, a career-long 43-yard play in the third quarter...On the play, caught the ball at the line of scrimmage and shook free of CB Jimmy Smith, darting up the field and breaking tackle attempts by both LB Josh Byner and S James Ihedigbo before being dragged down at the Baltimore 25-yard line...The drive culminated with a 50-yard FG by K Mason Crosby that extended the Green Bay lead to 9-0.

►vs. **Cleveland Browns (10/20)**: Was pressed into making his first NFL start with both Cobb and Jones sidelined and proved up to the task, delivering an impressive performance that included a game and career-high eight catches for 103 yards (12.9 avg.) and his first career TD...Marked the seventh 100-yard game by a Packer in 2013, the fourth WR to do so, tying a team record set in 2012...Drew a 21-yard pass interference penalty against CB Buster Skrine in the fourth quarter and finished the drive two plays later with a 20-yard TD catch...Scored the TD when he turned Skrine around on a post corner, catching the pass from QB Aaron Rodgers at the 5-yard line and then powering over an attempted tackle by Skrine, extending the ball over the goal line into the end zone.

►at **Minnesota Vikings (10/27)**: Started for the second consecutive week and followed up his breakout performance with another productive outing, this time catching five passes for 89 yards (17.8 avg.)...Had a pair of first down catches of 11 and 18 yards and also drew a defensive pass interference against CB Xavier Rhodes on the Packers' game-opening TD drive...Also had a key conversion in the third quarter when he found himself open in the middle of the field and worked back toward a scrambling Rodgers, diving to corral a low throw and then picking himself up to extend forward and move the chains on what was a third-and-16...Drive culminated with a 25-yard TD by RB James Starks that made the score 38-17 Green Bay... Also had his game-long 27-yard catch in the fourth quarter on a vertical route along the sideline against CB Josh Robinson.

►vs. **Chicago Bears (11/4)**: Started the game as the No. 3 WR with Jones returning to the lineup...Finished with one catch for 15 yards.

►vs. **Philadelphia Eagles (11/10)**: Once again started as the No. 3 WR and delivered the most productive outing of his career, posting a personal-best 112 yards on a career-high-tying eight receptions (14.0 avg.)...Marked his second 100-yard outing in the last four games and was the ninth by a Packer in 2013, the third-highest total in franchise history...Made his game-long 36-yard catch in the second quarter on a defensive offside free play...Got behind CB Cary Williams along the sideline and turned in the air, contorting his body to make the catch and get his feet down in bounds.

►at **New York Giants (11/17)**: Placed second on the team with six catches for 91 yards (15.2 avg.)...Ran a stutter-and-go double-move to get behind CB Trumaine McBride along the right sideline on the opening play of the fourth quarter, hauling in a game and career-long 52-yard catch that set up the Packers' lone TD of the game, a 4-yard run by RB Eddie Lacy three plays later.

►vs. **Minnesota Vikings (11/24)**: Made five catches for 60 yards (12.0 avg.), including a 6-yard TD pass from QB Matt Flynn that pulled the Packers to within three points with 3:30 remaining in the game...Also beat CB Chris Cook down the left sideline on his game-long 34-yard catch in overtime, a play that set the offense up with a first-and-goal from the Vikings' 7-yard line...K Mason Crosby would kick a 20-yard FG three plays later to give the Packers a 26-23 lead.

►at **Detroit Lions (11/28)**: Started as the No. 3 WR, but did not record any statistics during the game.

►vs. **Atlanta Falcons (12/8)**: Once again started as the No. 3 WR...Finished with two catches for 23 yards (11.5 avg.).

►at **Dallas Cowboys (12/15)**: Tied for the team lead with six catches and posted a team-high 83 receiving yards (13.8 avg.)...Five of his six catches moved the chains for first downs and his game-long 27-yarder in the fourth quarter set the Packers up with a first-and-goal from the Dallas 7-yard line, where Flynn would find Jones two plays later for a 3-yard TD to pull the Green Bay to within 36-31 with just over four minutes remaining.

►vs. **Pittsburgh Steelers (12/22)**: Started as the No. 3 WR and posted five catches for 54 yards (10.8 avg.) and his third TD of the season...Scored the Packers first points of the game on a 5-yard fade pattern in the first quarter...Went up over CB Cortez Allen in the end zone to wrestle the ball

away, giving the Packers an early 7-0 lead.

42 Morgan Burnett, S, 4th Year, Georgia Tech

2013 Season: One of the veteran leaders of a young secondary, he made his season debut in Week 5 after sitting out the team's first three contests with a hamstring injury...Has appeared in 12 games (all starts at SS) and ranks second on the team with 104 tackles (77 solo), two fumble recoveries (one returned for a TD) and eight passes defended.

►at **San Francisco 49ers (9/8)**: Aggravated a hamstring injury during the practice week and was rendered inactive for the season opener, snapping a streak of 35 consecutive starts (including playoffs).

►vs. **Washington Redskins (9/15)**: Inactive.

►at **Cincinnati Bengals (9/22)**: Inactive.

►vs. **Detroit Lions (10/6)**: Returned to the practice field following the team's bye week and was a full participant in the preparation...Started the game at SS and appeared on all 67 defensive plays, posting six tackles (four solo) and two passes defended...One of his passes defended came late in the third quarter when he deflected a would-be TD pass from QB Matthew Stafford to WR Patrick Edwards in the end zone.

►at **Baltimore Ravens (10/13)**: Started and appeared on all 66 defensive plays, finishing with 11 tackles (nine solo)...Was an active part of a critical goal-line stand in the second quarter, assisting on tackles on three of the four plays that thwarted the Ravens, despite their starting with a first-and-goal from the Packers' 4-yard line.

►vs. **Cleveland Browns (10/20)**: Started and appeared on all 70 defensive plays, finishing with four tackles (all solo) and a pass defended...Broke up a third down pass to WR Greg Little late in the first quarter to force a punt.

►at **Minnesota Vikings (10/27)**: Appeared on all 47 defensive plays and finished with nine tackles (seven solo) and a pass defended.

►vs. **Chicago Bears (11/4)**: Posted a team-high 11 tackles (seven solo) and a pass defended.

►vs. **Philadelphia Eagles (11/10)**: Played on all 61 defensive plays and posted four tackles (three solo).

►at **New York Giants (11/17)**: Appeared on all 63 defensive plays and tied for the team lead with a season-high 13 tackles (eight solo).

►vs. **Minnesota Vikings (11/24)**: Started at SS and posted 12 tackles (10 solo).

►at **Detroit Lions (11/28)**: Saw action on all 81 defensive snaps and posted 11 tackles and two fumble recoveries, the second of which he returned for the first TD of his career...Was involved in his first turnover play of the season when he scooped up a fumble forced by LB Clay Matthews on a carry by RB Reggie Bush at the Green Bay 2-yard line on Detroit's opening drive... Later scored his first career TD in the second quarter when he picked up another fumble, this time courtesy of a strip sack of QB Matthew Stafford by LB Nick Perry at the Detroit 1-yard line and crossed the goal line for the score.

►vs. **Atlanta Falcons (12/8)**: Appeared on all 59 defensive plays, finishing with a team-high-tying nine tackles (six solo) and a pass defended.

►at **Dallas Cowboys (12/15)**: Played on all 73 defensive snaps and posted six tackles (all solo) and a pair of passes defended...Jumped a throw in the end zone intended for TE Jason Witten in the first quarter, nearly intercepting the ball, but instead deflecting it incomplete on a third down to force a FG attempt...Later had another pass defended when he was locked in man coverage against WR Dez Bryant on a third-down play deep down the field...Leapt as the ball arrived to knock it away, forcing a Dallas punt.

►vs. **Pittsburgh Steelers (12/22)**: Finished as the team's leading tackler with eight stops (six solo).

24 Jarrett Bush, CB, 8th Year, Utah State

2013 Season: Special teams ace and reserve CB who battled a hamstring injury in the season's early going...Has appeared in nine games, playing mostly on special teams, but also as a reserve CB on defense... Has recorded nine tackles (six solo), an INT and four passes defended on defense in addition to six coverage tackles on special teams.

►at **San Francisco 49ers (9/8)**: Appeared both in his usual role on special teams and on defense, where he participated on 20 plays in the absence of regulars Morgan Burnett and Casey Hayward, who were sidelined with hamstring injuries...Finished with one solo tackle on defense.

►**vs. Washington Redskins (9/15):** Suffered a hamstring injury during the week of practice and was rendered inactive on gameday...Marked the first game he'd missed since Week 16 of 2007, snapping a streak of 92 consecutive games played (including playoffs).

►**at Cincinnati Bengals (9/22):** Missed the practice week as he continued to rehabilitate the hamstring injury and was again inactive for the game.

►**vs. Detroit Lions (10/6):** Returned to action after missing the Week 3 contest, and appeared on special teams.

►**at Baltimore Ravens (10/13):** Aggravated the hamstring injury in the previous week's game and was inactive on gameday.

►**vs. Cleveland Browns (10/20):** Was limited during the practice week and although he was active and in uniform for the game, did not play.

►**at Minnesota Vikings (10/27):** Returned to the field once again, appearing on special teams...Teamed with S M.D. Jennings to make a key block on S Andrew Sendejo early in the play that helped spring CB Micah Hyde's 93-yard punt return TD late in the second quarter.

►**vs. Chicago Bears (11/4):** Played on special teams and also appeared on one defensive snap, recording an assisted tackle.

►**vs. Philadelphia Eagles (11/10):** Recorded two tackles as a member of the kickoff coverage unit.

►**at New York Giants (11/17):** Was pressed into action with both Hayward and starting CB Sam Shields sidelined with hamstring injuries...Appeared on 16 defensive plays and recorded his first pass defended of the season when he broke up a ball intended for TE Brandon Myers in the second quarter.

►**vs. Minnesota Vikings (11/24):** Once again saw extended action with Shields inactive on gameday...Finished with four tackles (two solo) on defense and another on special teams...Also downed a punt at the Minnesota 2-yard line in the second quarter.

►**at Detroit Lions (11/28):** With Shields returning to the lineup, was relegated to special teams duty, where he played 25 plays and tallied a tackle as a member of the kickoff coverage team.

►**vs. Atlanta Falcons (12/8):** Was elevated to the position of serving as the team's No. 4 CB and turned in a memorable performance with a pair of game-deciding plays late in the fourth quarter...The first came on a fourth-and-5 from the Packers' 33-yard line with the Falcons trailing by a point and needing to get the first down to get into FG range...One the play, lined up in the right slot matched against Pro Bowl TE Tony Gonzalez...Mirrored Gonzalez on a short out route beyond the first-down marker and collided with him as the ball arrived, jarring the ball loose to force a critical turnover on downs...The Falcons would get the ball back with less than a minute remaining, embarking on a desperation drive to again get into FG range...On third down with :11 to play, made a deep zone drop toward the sideline and stepped in front of a QB Matt Ryan pass intended for WR Harry Douglas, sealing the victory for the Packers.

►**at Dallas Cowboys (12/15):** Again served as the defense's dime CB, appearing on 18 plays and finishing with two solo tackles and a pass defended...Broke up a third-down pass down the seam intended for TE Jason Witten in the second quarter to force a Dallas punt...Also made his fifth special teams tackle of the season as a member of the kickoff coverage unit.

►**vs. Pittsburgh Steelers (12/22):** Appeared on six defensive snaps, but did not record any statistics...Also played extensively on special teams, where he tallied his sixth coverage tackle of the season.

18 Randall Cobb, WR, 3rd Year, Kentucky

2013 Season: Emerging standout WR who has ascended to the forefront of the team's offense, and had appeared in five games with four starts before suffering a knee injury at Baltimore in Week 6 that will sideline him for an extended stretch during the regular season...Was placed on injured reserve with a designation to return, Oct. 15...At the time of his injury, owned a team-high 29 catches for 378 yards (13.0 avg.) and two TDs...A dynamic weapon who also lines up in the backfield, he also carried the ball four times for 78 yards (19.5 avg.)...Also appears occasionally on special teams, where he has returned three punts for 23 yards (7.7 avg.) and one kickoff for 10 yards.

►**at San Francisco 49ers (9/8):** Despite missing almost the entire preseason with an injury, started the regular season strong by tying for the team high with seven receptions for 108 yards (15.4 avg.) and a TD...Marked what

was then the second-highest yardage total and fourth 100-yard receiving outing of his career...Scored the team's first points of the season late in the first quarter when he caught a quick out against CB Carlos Rogers inside the 5-yard line and dove to extend himself across the goal line to tie the game at 7-7...Also carried twice out of the backfield for 6 yards (3.0 avg.) and contributed on special teams where his lone punt return went for 16 yards.

►**vs. Washington Redskins (9/15):** Had another outstanding outing, posting a new career high with 128 receiving yards on a career-high-tying nine catches and a TD...Scored his second TD in as many weeks on a 35-yard play late in the first quarter that started with the Packers facing fourth-and-3 from the Washington 35-yard line...Beat LB Perry Riley Jr. over the middle and then raced upfield past the remaining defenders to extend the Packers' lead to 10-0 (following PAT)...Helped contribute to the team's franchise-record 295 yards after the catch, the most ever in the NFL since STATS LLC began recording the statistic in 1993...Also marked the fourth time he has eclipsed the century mark in his last five regular-season games.

►**at Cincinnati Bengals (9/22):** Posted five catches for 54 yards (10.8 avg.)...Also had a hand in the game's deciding play in the fourth quarter...Following a fumble by RB Johnathan Franklin on a fourth-and-1 from the Cincinnati 30-yard line, tackled S Reggie Nelson from behind, dislodging the ball, but the fumble was recovered by CB Terence Newman, who returned it 58 yards for a TD to put Cincinnati ahead, 34-30 (following PAT).

►**vs. Detroit Lions (10/6):** Delivered one of the game's highlight plays with a career-long 67-yard burst off of left tackle in the third quarter...The gain marked the longest carry by a Packer since RB Brandon Jackson's 71-yarder at Washington, Oct. 10, 2010, and was the longest run by a Green Bay WR since James Lofton's 83-yard TD at the N.Y. Giants on Sept. 20, 1982...His carry, combined with WR James Jones' 83-yard TD, made the Packers the first team to have both a 65-yard run and an 80-yard reception in the same game since the L.A. Raiders did so on Nov. 5, 1989...On the play, took a handoff from Rodgers off of the left edge, following a pulling C Evan Dietrich-Smith...Jumped through a tackle attempt by S Louis Delmas and darted up the sideline before being dragged down at the Detroit 22-yard line, setting up a 26-yard FG by K Mason Crosby that increased the Packers' lead to 9-3...Also had four catches for 35 yards (8.8 avg.) and returned a pair of punts for 7 yards (3.5 avg.).

►**at Baltimore Ravens (10/13):** Made four catches for 53 yards (13.3 avg.) in the first two quarters before suffering a knee injury before halftime that forced him from the game...Caught a 15-yard pass from Rodgers to move the ball to the Ravens' 11-yard line with less than a minute remaining in the second quarter, but sustained a low hit on his knee from S Matt Elam and did not return to the game.

►**vs. Cleveland Browns (10/20):** Was placed on injured reserve - designated for return, Oct. 15, and was not part of the active roster on gameday.

2 Mason Crosby, K, 7th Year, Colorado

2013 Season: Veteran specialist who has enjoyed a bounce-back season after a challenging 2012...Has converted 31 of his 35 FG attempts through 15 games in addition to making all 33 PATs...Earned NFC Player of the Week honors for his performance in a Week 5 win over Detroit that saw him deliver a franchise-record-tying five FGs...Was later named the NFC's Special Teams Player of the Month after leading the NFL with 50 points and 13 FGs in October, the second time in his career he has earned the monthly distinction (November 2007)...In Week 12 vs. Minnesota, surpassed the 100-point plateau for the seventh consecutive season (2007-13), placing him second all-time in franchise history behind Ryan Longwell, who had eight 100-point seasons from 1997-2004.

►**at San Francisco 49ers (9/8):** Converted all four of his PAT tries, but did not attempt a FG during the game.

►**vs. Washington Redskins (9/15):** Opened the game's scoring by converting his first FG attempt of the season, a 28-yard try that capped the offense's opening drive of the contest...Also converted all five of his PAT attempts.

►**at Cincinnati Bengals (9/22):** Tallied the 22nd game of his career with three-or-more FG conversions, making kicks from 19, 26 and 41 yards during

the game...Also succeeded on each of his three PATs.

►vs. **Detroit Lions (10/6)**: Earned NFC Special Teams Player of the Week honors for the fifth time in his career after tying a franchise record with his career-high five successful FG attempts during the game...Performance included makes of 26, 52, 31, 42 and 45 yards, helping to power a 22-9 victory over the Lions...The five FGs tied the record initially set by Chris Jacke on Nov. 11, 1990, that was later matched by Jacke again (Oct. 14, 1996) and Longwell on Sept. 24, 2000.

►at **Baltimore Ravens (10/13)**: Was the team's primary source of scoring for the second consecutive week, converting four out of five FG attempts in a closely-contested 19-17 victory...Tallied successful attempts of 45, 31, 50 and 31 yards, marking the first time in his career he has had made four or more FGs in back-to-back games and setting a new franchise record with nine FGs over a two-game span.

►vs. **Cleveland Browns (10/20)**: Converted one of his two FG tries, hitting from 26 yards just before halftime...Also was successful each of his four PATs.

►at **Minnesota Vikings (10/27)**: Was successful on all three of his FG attempts, including makes from 30, 20 and 45 yards, the 25th game of his career that he's had three or more FGs...During the game, surpassed WR Don Hutson (823) for No. 2 on the franchise's all-time scoring list...Also assumed kickoff responsibilities early in the game, after P Tim Masthay's opening kickoff was returned for a TD...Utilized a directional kickoff strategy for the remainder of the game, hitting three touchbacks.

►vs. **Chicago Bears (11/4)**: Converted FGs of 30 and 23 yards and was also successful on each PAT try...Also successfully executed a surprise onside kick early in the third quarter that was recovered by LB Jamari Lattimore and resulted in his 23-yard FG that gave Green Bay a 20-17 lead.

►vs. **Philadelphia Eagles (11/10)**: Made FGs of 26 and 35 yards...Saw his first attempt of the game, a 53-yarder, hit the right upright and also narrowly missed a 42-yard attempt in the second half.

►at **New York Giants (11/17)**: Converted each of his two FG tries and his lone PAT attempt...Was successful on a 57-yard FG on the last play of the first half, marking the longest FG in the history of MetLife Stadium and a new franchise record for the longest outdoor FG in team history (his franchise-record 58-yarder was indoors at Minnesota, 10/23/11)...Also hit one touchback on his three kickoffs.

►vs. **Minnesota Vikings (11/24)**: Was successful on each of his FG attempts, a 27-yarder that tied the score at 23-23 with :46 remaining in the fourth quarter and a 20-yarder that gave the Packers a 26-23 early in the overtime period...In addition to hitting each of his PAT tries during the game, he surpassed the 100-point mark for the seventh consecutive season (2007-13)...His seven 100-point seasons are now second in franchise history behind Ryan Longwell's eight (1997-2004).

►at **Detroit Lions (11/28)**: Converted his lone FG attempt, a 54-yarder early in the second quarter...Also made one PAT and saw one of his kickoffs go for a touchback.

►vs. **Atlanta Falcons (12/8)**: Was a perfect three-for-three on each of his FG attempts, converting from 40, 33, and 25 yards...Surpassed the 874-point mark during the game, breaking K Mike Vanderjagt's NFL record for the most points scored by a player in his first seven seasons in the league...Also was effective with his directional kickoffs, holding the Falcons to a 21.0-yard average on six returns, contributing to a field-position battle that the Packers won by more than 100 yards.

►at **Dallas Cowboys (12/15)**: Converted his lone FG attempt, a 57-yarder that capped the offense's opening drive of the game and now stands as the longest in the history of AT&T Stadium...The 57-yarder tied for the second longest FG of his career and he now owns the five longest in team history...Also marked his fifth of 50 yards or more in 2013, second most in franchise history (Chris Jacke - 6, 1993)...Was also good on each of his five PAT tries and hit five touchbacks on kickoffs.

►vs. **Pittsburgh Steelers (12/22)**: Converted a 22-yard FG attempt in the fourth quarter...The FG marked the 14th consecutive game in which he'd had at least one, tying Longwell (1997-98) for the second-longest streak in franchise history, one shy of Longwell's record of 15 (2004-05)...Earlier in the game, had what was a 23-yard FG attempt appear to be blocked, but the play was flagged as an illegal bat by Pittsburgh and the Packers were

awarded a first down.

Streaks & Milestones

- Has a team-record 19 FGs of 50 yards or more in his career, and 26 games with three or more FGs.
- Reached 800 points after 100 career games, the fastest player to hit the 800-mark in club history ahead of Longwell (107 contests).
- In his career, is 183 of 233 (78.5) on FGs, and 342 of 344 on PATs (99.4).

76 Mike Daniels, DT, 2nd Year, Iowa

2013 Season: Developing young defender who has added size and made marked improvement in his second season, serving as one of the team's top reserve defensive linemen...Plays most regularly in the sub-defenses as an interior pass rusher, having appeared in all 15 games with one start and has made 33 tackles (20 solo) and ranks second on the team with 6½ sacks.

►at **San Francisco 49ers (9/8)**: Played on both special teams and defense... Appeared on 21 defensive plays, notching an assisted tackle.

►vs. **Washington Redskins (9/15)**: Had an impactful performance, appearing on 30 plays and posting three tackles (two solo) and two QB hits...Also shared a tackle for loss with LB Clay Matthews on a run by RB Alfred Morris where the defenders dropped him for a 1-yard loss.

►at **Cincinnati Bengals (9/22)**: Part of the defensive-line rotation once again, he performed well in 22 snaps of action, finishing with two tackles (both solo) and his first sack of the season...Sack came on a third down in the third quarter when he hustled to fight off LG Clint Boling to drop QB Andy Dalton for a 3-yard loss...Loss on the play forced a 52-yard FG attempt for Cincinnati on fourth down that was unsuccessful.

►vs. **Detroit Lions (10/6)**: Played extensively with the team employing its nickel and dime defensive alignments for much of the game...Saw action on 30 plays and finished with three tackles (one solo, one for loss).

►at **Baltimore Ravens (10/13)**: Appeared on 37 plays, finishing with two tackles (one solo, one for loss)...Was part of a memorable goal-line stand by the defense that denied the Ravens points despite their starting with a first-and-goal from the Green Bay 4-yard line...Was part of the fourth-down stop on the series when he stood up LT Eugene Monroe and teamed with LB Jamari Lattimore and CB Micah Hyde to stop RB Bernard Pierce at the 1-yard line...Had a tackle for loss later in the game when he shed G Marshal Yanda and dropped RB Ray Rice for a 1-yard loss...Also drew a holding penalty against C Gino Gradkowski in the fourth quarter.

►vs. **Cleveland Browns (10/20)**: Appeared on 29 defensive plays and was credited with one tackle, a second-quarter sack of QB Brandon Weeden... On the play, fought his way past G Shawn Lauvao and dropped Weeden for a 10-yard loss...Was credited with two QB hits and two pressures during the game.

►at **Minnesota Vikings (10/27)**: Led the defensive line by appearing on 29 plays and delivered another impactful, productive performance, finishing with three tackles (two solo), a career-high two sacks, two QB hits and two pressures during the game...First sack came just before halftime when he walked C John Sullivan back into the pocket and shed him in time to take down QB Christian Ponder for a 6-yard loss...Later in the third quarter, rushed to the inside against G Charlie Johnson on a third down and disengaged to sack Ponder for a 7-yard loss, forcing a punt.

►vs. **Chicago Bears (11/4)**: Played on defense and special teams...Was credited with an assisted tackle, a QB hit and a pressure.

►vs. **Philadelphia Eagles (11/10)**: Had yet another productive outing up front, tallying four tackles (one solo), a half-sack, two QB hits and a pressure during the game...Recorded the half-sack in the fourth quarter when he darted to the inside and looped around C Jason Kelce to team with CB Tramon Williams to take down QB Nick Foles for a 9-yard loss...Foles fumbled the ball on the play and it was recovered by Williams at the Eagles' 13-yard line.

►at **New York Giants (11/17)**: Saw action on 34 defensive plays and finished with two solo tackles, three pressures and a QB hit.

►vs. **Minnesota Vikings (11/24)**: Started his first career game, opening at RDE in the base defense with regular starter Johnny Jolly sidelined with a groin injury...Posted five tackles (three solo) and a sack...Sack came in overtime when he dropped QB Christian Ponder for a 2-yard loss.

► **at Detroit Lions (11/28):** Appeared on 32 defensive plays and finished with two tackles (one solo), two pressures and a QB hit.

► **vs. Atlanta Falcons (12/8):** Saw action on 23 defensive snaps and posted two solo tackles and two pressures.

► **at Dallas Cowboys (12/15):** Played on a defensive-line-leading 43 plays and finished with two solo tackles, including one for loss, a sack, two pressures and a QB hit...Sack came in the second quarter when he bulled himself into G Mackenzy Bernadeau and then stepped to the inside, blowing past C Travis Frederick, who fanned over to help in protection...Burst into the backfield and corralled QB Tony Romo for an 11-yard loss...Also entered as an extra blocker on offense late in the fourth quarter, joining fellow DL B.J. Raji in the Packers' backfield and helping to clear the way for RB Eddie Lacy's game-winning 1-yard TD plunge.

► **vs. Pittsburgh Steelers (12/22):** Appeared on 29 defensive plays and was credited with a QB hit...Also saw one play on offense, again joining Raji in the backfield on a goal-line play in the third quarter.

62 Evan Dietrich-Smith, C/G, 4th Year, Idaho State

2013 Season: Entered the season a starter for the first time in his career and has opened each of the 15 games at center...Suffered a knee injury in the first half of the team's Week 10 contest vs. Philadelphia and did not return to the game...Took over as the starting center for the final two regular-season games and both postseason contests in 2012.

► **at San Francisco 49ers (9/8):** Opened the season as a starter for the first time in his career, contributing on all 62 offensive plays at C...Centered an offense that produced 385 total yards and four TD drives and did not have an errant snap during the game.

► **vs. Washington Redskins (9/15):** Part of an offensive line that protected for one of the most prolific offensive outputs in franchise history...The unit amassed 580 yards on 70 plays (8.3 avg.) and allowed QB Aaron Rodgers time to complete 34 of 42 attempts for a career-high and franchise-record-tying 480 yards and four TDs with no INTs...Also cleared holes for RB James Starks for rush for 132 yards and a TD on 20 carries (6.6 avg.), making him and Rodgers the first pair of teammates in franchise history to surpass the 400-yards passing and 100-yards rushing milestones in the same game...The tandem also became the first players in NFL history to eclipse the 450-yard passing and 125-yard rushing marks on a day that saw the Packers post the second-highest single-game yardage output in franchise annals...Had a number of good blocks during the game, highlighted by his combination block with G T.J. Lang on Redskins NT Barry Cofield, helping to seal the backside on Starks' 32-yard TD run in the third quarter.

► **at Cincinnati Bengals (9/22):** Helped key a running game that churned out 182 yards on 30 attempts (6.1 avg.), the highest regular-season total by the Packers since Oct. 25, 2009...Blocked for both Starks and rookie RB Johnathan Franklin, who made a rousing debut on offense by carrying 13 times for 103 yards (7.9 avg.) and a TD in the second half...Franklin's total marked the highest rushing-yardage total by a rookie in a game where he received his first rushing attempt in franchise history...Franklin's outing, combined with Starks the week prior, gave the Packers their first back-to-back 100-yard rushing games since Weeks 16-17 of the 2007 season...Flattened DT Devon Still on Franklin's game-long 51-yard carry in the third quarter, the longest run by a Packers rookie since RB Samkon Gado's 64-yard TD vs. Detroit on Dec. 11, 2005.

► **vs. Detroit Lions (10/6):** A key cog in an offensive gameplan that focused on containing the powerful Detroit interior combo of DTs Ndamukong Suh and Nick Fairley...Helped both guards throughout the game as part of a protection unit that cleared the way for 449 yards on 64 plays (7.0 avg.) and six scoring drives (five FGs, one TD)...Had a key block on WR Randall Cobb's 67-yard run off of LT in the third quarter, the longest run by a Packer since Oct. 10, 2010...On the play, kicked to the outside and blocked LB DeAndre Levy, helping to create the lane used by Cobb to break into the secondary.

► **at Baltimore Ravens (10/13):** Centered a blocking unit that produced another balanced, productive offensive effort that was highlighted by 140 rushing yards on 30 attempts (4.7), including the team's fourth consecutive game with a 99-plus-yard rusher, this time RB Eddie Lacy, who pounded out 120

yards on 23 carries (5.2 avg.)...Made a good block on LB Josh Byner on Lacy's game-long 37-yard run off of the left side on the offense's second play of the game.

► **vs. Cleveland Browns (10/20):** Helped block for an offense that produced five scoring drives (four TDs, one FG) and allowed Rodgers to complete 25 of 36 attempts for 260 yards and three TDs with no INTs, as the line also allowed just one sack during the game.

► **at Minnesota Vikings (10/27):** Centered what was a dominating offensive effort that featured 464 yards and 73 plays (6.4 avg.), resulting in seven scoring drives (four TDs, three FGs) in a road win over the division rivals...Part of a run-blocking unit that pounded out 182 yards and two TDs on 42 attempts (4.3 avg.) as both Lacy (94 yards) and Starks (57) found consistent running lanes up front...Came off the ball and flattened LB Erin Henderson on Starks' 25-yard TD run in the third quarter that extended the Green Bay lead to 38-17 (following PAT)...Also helped communicate in a challenging environment for a pass-protection unit that allowed Rodgers time to complete 24 of 29 attempts for 285 yards and two TDs with no INTs.

► **vs. Chicago Bears (11/4):** Helped set the tone for a rush offense that gained 199 yards on 29 attempts (6.9 avg.), including a season-high 150 yards on 22 carries (6.8 avg.) for Lacy.

► **vs. Philadelphia Eagles (11/10):** Started the game at C but suffered a knee injury in the second quarter and did not return.

► **at New York Giants (11/17):** Was limited in practice during the week, but started the game at C and appeared on all 54 plays...Cleared LB Jacquian Williams out of the hole on Lacy's 4-yard TD run in the fourth quarter.

► **vs. Minnesota Vikings (11/24):** Again battled through the practice week, but was active on gameday...Helped block for a powerful running game that churned out 196 yards and two TDs on 34 attempts (5.8 avg.)...The offensive line consistently cleared holes for Lacy, who finished with 25 carries for 110 yards (4.4 avg.) and a TD.

► **at Detroit Lions (11/28):** Started at C, but was again befallen by a knee injury, as he exited the game before halftime and did not return.

► **vs. Atlanta Falcons (12/8):** Was limited during the week of practice, but was in the starting lineup on gameday...Appeared on all 71 offensive plays at C, helping block for what amounted to 334 yards on 70 plays (4.8 avg.) and five scoring drives for the offense (three FGs, two TDs).

► **at Dallas Cowboys (12/15):** Centered an offense that rebounded from a challenging first half to produce five consecutive second-half TD drives and erase a 23-point halftime deficit...In all, the offense accounted for 433 yards on 68 plays (6.4 avg.), led by QB Matt Flynn, who completed 26 of 39 attempts for 299 yards and four TDs...Also blocked for a productive ground game that saw Lacy deliver his second-highest rushing yardage total to this point in the season, netting 141 yards and a TD on 21 carries (6.7 avg.)...Also had a key block to seal DT Jason Hatcher on Lacy's career-long 60-yard run on the opening play of the second half, the longest run by a Packer RB since Brandon Jackson's 71-yarder at Washington, Oct. 10, 2010.

► **vs. Pittsburgh Steelers (12/22):** Helped pave the way for another productive outing on offense as the unit rolled up 31 points and 370 yards on 72 plays (5.1 avg.) during the game...Helped power a ground game that amassed 151 yards and three TDs on 30 plays (5.0 avg.), as both Lacy and Starks both consistently found room to run up front...Blocked for Lacy as he surpassed RB John Brockington's franchise record for rushing yards by a rookie (1,105 - 1971), gaining 84 yards and pushing his season total to 1,112 through 15 games.

88 Jermichael Finley, TE, 6th Year, Texas

2013 Season: Veteran playmaker at TE who carried the momentum of a strong training camp into the regular season and made 25 catches for 300 yards (12.0 avg.) and three TDs in six games (five starts)...Suffered a concussion on the opening drive at Cincinnati in Week 3 that held him out for the remainder of the game...Also sustained a significant neck injury vs. Cleveland in Week 7 that ultimately landed him on injured reserve, Nov. 5.

► **at San Francisco 49ers (9/8):** Finished with five catches for 56 yards (11.2 avg.) and a TD...Scored the TD on a 12-yard play late in the second quarter, catching a quick out from QB Aaron Rodgers...Shed a tackle attempt by CB

Perrish Cox near the sideline and then leapt over S Donte Whitner at the goal line, tying the game at 14-14 just before halftime...Marked his fourth straight regular season game with five-plus catches, the longest such streak by a TE in team history.

►vs. **Washington Redskins (9/15)**: Built off of his solid performance in the season opener by contributing six catches for 65 yards (10.8 avg.) and a TD against the Redskins...During the game, surpassed Ron Kramer (2,594) for No. 2 in franchise history for receiving yards by a TE...Made an excellent reactionary play on his TD in the second quarter...Was stalled on an initial fade route in the end zone, but spun away from CB DeAngelo Hall to work back to a scrambling Rodgers, leaping high in the air to pull down a 3-yard TD that extended the Packers' lead to 24-0 (following PAT)...Had a memorable effort play in the third quarter when he caught a quick pass from Rodgers at the line of scrimmage before turning upfield, breaking a tackle by S Reed Doughty, shedding another attempt by CB Josh Wilson and then spinning off of S Baccari Rambo along the sideline and remaining in bounds, before finally being tackled after what went down as a 27-yard gain.

►at **Cincinnati Bengals (9/22)**: Started the game, but was removed after the Packers' first offensive series after suffering a concussion on a hit by S George Iloka on an intended pass and did not return.

►vs. **Detroit Lions (10/6)**: Returned to practice following the team's bye week and started at TE...Finished with a team-high six catches for 32 yards (5.3 avg.).

►at **Baltimore Ravens (10/13)**: Had a mostly quiet day, but came through when the offense needed him in the clutch, delivering a 52-yard catch-and-run to convert a key third down in the waning moments of the fourth quarter, with the Packers clinging to a 19-17 lead...On the play, a third-and-3 from the Green Bay 27, beat S Matt Elam over the middle out of the right slot, catching a dart from Rodgers at the 37 and taking it all the way to the Baltimore 21-yard line, where the offense would run out the remaining 1:42...Finished the day with three catches for 75 yards (25.0 avg.).

►vs. **Cleveland Browns (10/20)**: With knee injuries shelving starting WRs Randall Cobb and James Jones, played an even bigger role in the team's passing attack, finishing with five catches for 72 yards (14.4 avg.) and a TD...Started with a bang on the offense's second play from scrimmage, catching a deep drag route and breaking a tackle, before being brought down for a gain of 26...Two plays later, made one of the more impressive plays of his career when he caught a quick out from Rodgers on the left side, spun inside away from LB Craig Robertson, before running over S Tashaun Gipson and powering through a pair of other would-be tacklers on his way to the end zone for a 10-yard TD...Play marked the 20th TD of his career, the fourth most by a Packers TE...Saw his performance end on a troubling note when he made a 10-yard catch over the middle, but was hit in the head/neck area by Gipson and was carted off the field.

►at **Minnesota Vikings (10/27)**: Missed the week of preparation as he recovered from the neck injury and was given an indefinite timetable for a return, rendering him inactive on gameday...Marked the first game he'd missed since Oct. 17, 2010, snapping a streak of 41 consecutive games played (including playoffs).

►vs. **Chicago Bears (11/4)**: Inactive.

10 Matt Flynn, QB, 6th Year, Louisiana State

2013 Season: Veteran reserve QB who returned to the Packers after being drafted by the club in 2008 and spending the ensuing four seasons (2008-11) as the primary back-up to QB Aaron Rodgers...Spent the 2012 season with the Seattle Seahawks and was a member of both the Oakland Raiders and Buffalo Bills earlier in 2013...Was re-signed by Green Bay, Nov. 12, following an injury to QB Seneca Wallace (groin) in the team's Week 10 contest vs. Philadelphia (Nov. 10)...Came on in relief of QB Scott Tolzien (coach's decision) in the second half of the team's Week 12 contest vs. Minnesota, completing 21 of 36 attempts for 218 yards and a TD...Started the following game vs. Detroit (Nov. 28)...For the season, has completed 102 of 166 attempts for 1,146 yards, seven TDs and four INTs for an 86.1 rating as a member of the Packers.

►at **New York Giants (11/17)**: Dressed for the game, but did not play.

►vs. **Minnesota Vikings (11/24)**: Was summoned by the coaching staff in the

second half to replace Tolzien after the offense sputtered following an early TD in the first quarter...Went on to lead three fourth-quarter scoring drives (two TDs, one FG), a surge that erased a 16-point deficit and forced overtime in what was ultimately a 26-26 tie...Completed 21 of 36 passing for 218 yards and a TD with no INTs...First drive was a nine-play, 80-yard march that culminated with a 3-yard TD run by RB Eddie Lacy...Took the offense back down the field on the following possession for what was a 12-play, 76-yard drive that spanned 5:10 and saw him hit WR Jarrett Boykin for a 6-yard TD to pull the Packers to within three points (23-20) with just over three minutes left in the game...The offense took over again with 2:27 remaining and he quickly led a 10-play, 60-yard drive that set up a game-tying 27-yard FG by K Mason Crosby with :50 remaining...Drove the offense to the Vikings' 2-yard line on the opening possession of overtime, but was forced to settle for a 20-yard FG from Crosby, a 26-23 lead that was matched moments later in a game that ended in the franchise's first tie since September 20, 1987 (vs. Denver).

►at **Detroit Lions (11/28)**: Earned starting duty following his impressive showing off the bench against the Vikings, but had trouble establishing a rhythm under constant pressure from an attacking Lions' defense on its home field...Finished the game having completed 10 of 20 passes for 139 yards with an INT, and was sacked seven times.

►vs. **Atlanta Falcons (12/8)**: Led the Packers to a much-needed 22-21 victory over Atlanta, overcoming challenging weather conditions to direct five scoring drives (three FG, two TD) on the afternoon...Completed 24 of 32 attempts for 258 yards and a TD...His 75.0 completion percentage marked a career high (min. 10 attempts)...Also ran the ball five times for 28 yards (4.7 avg.), including a career-long 17-yarder in the second quarter...Led the offense on an 18-play, 90-yard TD drive on its first possession of the game, a series that spanned 9:07 and was the longest TD drive by the Packers in terms of plays since a 19-play march vs. Chicago, Sept. 19, 2004...Despite a 21-10 halftime deficit, brought the team back with 12 unanswered points in the second half...Started the stretch with a pair of FG drives and later capitalized on a turnover courtesy of the defense, hitting TE Andrew Quarless on a back-shoulder throw for a 2-yard TD to take the 22-21 lead, the game's final score.

►at **Dallas Cowboys (12/15)**: Led the way for one of the most memorable games the franchise has won in the regular season in its history...Recovered from a disappointing first half to lead the offense to five consecutive TD drives in the third and fourth quarters, turning a 26-3 halftime deficit into a 37-36 victory that tied for the largest comeback in team annals...For the game, completed 26 of 39 attempts for 299 yards and four TDs with one INT...Became the first QB in franchise history to throw four TD passes in the second half, as he capped drives with scoring throws distributed among James Jones, Jordy Nelson, Quarless and James Starks, with three of those drives spanning 80 yards in length.

►vs. **Pittsburgh Steelers (12/22)**: Started his fourth consecutive game and continued to keep the offense on track, producing five scoring drives (four TD, one FG), despite a downfall of snow throughout the game...Completed 21 of 39 attempts for 232 yards and a TD...Found WR Jarrett Boykin on a fade pattern for a 5-yard TD to cap the offense's second drive of the first quarter, giving Green Bay a 7-0 lead...Brought the team back to tie the game at 31-31 after trailing 31-21 late in the third quarter, leading a FG and a TD drive in the fourth to tie the game with 7:14 remaining...Had a costly turnover as he scrambled on a third-and-long later in the fourth quarter, as he was stripped by S Troy Polamalu at the Green Bay 17-yard line attempting to make a first down...The play set up Pittsburgh's game-winning TD moments later that would result in the game's final score, 38-31.

49 Robert Francois, LB, 4th Year, Boston College

2013 Season: Versatile backup linebacker and special teams performer who appeared in each of the first four games before suffering an Achilles injury in Week 5 that prematurely ended his season...Totaled two tackles on special teams and two assisted tackles on defense before being placed on injured reserve, Oct. 7.

►at **San Francisco 49ers (9/8)**: Appeared in the game on special teams, but did not record any statistics.

►vs. **Washington Redskins (9/15)**: Played on special teams and was credited

with making a tackle on the kickoff coverage unit.

▶**at Cincinnati Bengals (9/22):** Played on special teams and was credited with both a tackle and a forced fumble when he stripped WR Brandon Tate on the Packers' opening kickoff of the second half...The loose ball was recovered by Cincinnati RB Cedric Peerman.

▶**vs. Detroit Lions (10/6):** Saw his first action from scrimmage since Dec. 11, 2011, when he came on in relief of an injured Brad Jones late in the first half...Appeared on 12 defensive plays, registering two solo tackles, but suffered an injury to his Achilles tendon in the third quarter and did not return.

23 Johnathan Franklin, RB, Rookie, UCLA

2013 Season: Rookie ballcarrier who has added depth in the backfield and also participated on special teams in the season's early going...Has appeared in each of the first 11 games and totaled 19 carries for 107 yards (5.6 avg.) and a TD on the ground, in addition to four receptions for 30 yards (7.5 avg.)...Also returned four kickoffs for 82 yards (20.5 avg.) and recorded two tackles on special teams...Suffered a concussion/neck injury in the team's Week 12 contest vs. Minnesota and was placed on injured reserve, Nov. 27.

▶**at San Francisco 49ers (9/8):** Dressed for the game and made his NFL debut as part of the kickoff return unit late in the fourth quarter.

▶**vs. Washington Redskins (9/15):** Played on special teams.

▶**at Cincinnati Bengals (9/22):** As one of only two active RBs, came on in relief of an injured James Starks (knee) after halftime and delivered an impressive performance, carrying 13 times for 103 yards (7.9 avg.) and a TD over the final two quarters...His 103 yards were the most in franchise history by a rookie RB in his first game with a rushing attempt and he became the first Green Bay rookie to rush for 100 yards on 13 or fewer carries since Steve Atkins ran for 110 yards on 12 carries (9.2 avg.) vs. New Orleans on Sept. 9, 1979...He also became the first Packers rookie to rush for over 100 yards in a regular-season game since RB Brandon Jackson had 113 vs. Detroit on Dec. 30, 2007, and the first Green Bay player to run for 100 yards in a half since RB Ryan Grant did so at Cleveland, Oct. 25, 2009...The outing was highlighted by a 51-yard burst off left tackle in the third quarter, a play that marked the longest run by a Green Bay rookie since Samkon Gado's 64-yard TD vs. Detroit, Dec. 11, 2005...Also chipped in three receptions for 23 yards (7.7 avg.).

▶**vs. Detroit Lions (10/6):** Served as the No. 2 RB behind fellow rookie Eddie Lacy with Starks sidelined due to the knee injury...Appeared on just seven offensive plays, carrying three times for 1 yard (0.3 avg.).

▶**at Baltimore Ravens (10/13):** Played on special teams and also for one series on offense...Made one reception for 7 yards and had one carry that was stopped behind the line for a 3-yard loss.

▶**vs. Cleveland Browns (10/20):** Saw limited action on offense, appearing on six plays and carrying twice for 6 yards (3.0 avg.)...One of his carries converted a third-and-1, continuing a drive that culminated with a 26-yard Mason Crosby FG before halftime.

▶**at Minnesota Vikings (10/27):** Was relegated exclusively to special teams duty with Starks returning to action from injury...Had two kickoff returns for 34 yards (17.0 avg.).

▶**vs. Chicago Bears (11/4):** Played on special teams where he was credited with a tackle on the coverage units.

▶**vs. Philadelphia Eagles (11/10):** Played on special teams, but did not record any statistics.

▶**at New York Giants (11/17):** Played on special teams.

▶**vs. Minnesota Vikings (11/24):** Returned the opening kickoff 22 yards but suffered a concussion/neck injury on the play and did not return to the game.

61 Brett Goode, LS, 6th Year, Arkansas

2013 Season: Reliable long snapper who has appeared in all 95 regular-season games and eight playoff contests since joining the club, including each of the first 15 contests of 2013.

▶**at San Francisco 49ers (9/8):** Snapped for all four PATs and each of P Tim Masthay's six punts.

▶**vs. Washington Redskins (9/15):** Delivered snaps for all five PAT tries in addition to K Mason Crosby's first FG attempt of the season, a 28-yard

make in the first quarter...Also snapped for each of Masthay's three punts.

▶**at Cincinnati Bengals (9/22):** Snapped for all three of Crosby's successful FG attempts during the game, including makes of 19, 26 and 41 yards...Also centered each of the kicker's three PATs and Masthay's three punts.

▶**vs. Detroit Lions (10/6):** Centered all five of Crosby's franchise-record-tying FG conversions, marking just the fourth time in club history the number had been reached...Crosby was successful on attempts of 26, 52, 31, 42 and 45 yards, joining Chris Jacke (twice) and Ryan Longwell as the only two kickers in franchise history to achieve the feat.

▶**at Baltimore Ravens (10/13):** Snapped for another productive scoring day for the special teams as Crosby accounted for 13 of the Packers' 19 points (four FGs, one PAT) during the game...Centered the operation on FG conversions of 45, 31, 50, and 31 yards as Crosby set a franchise record with nine FGs over a two-game span.

▶**vs. Cleveland Browns (10/20):** Centered each of Crosby's FG attempts, including a make from 26 yards and all four PATs...Also snapped for Masthay's three punts.

▶**at Minnesota Vikings (10/27):** Snapped for all three of Crosby's successful FG attempts, including makes from 30, 20 and 45 yards during the game...Did not see action as a member of the punting unit as the game marked the first time since Dec. 17, 1989, that the Packers did not attempt a punt during a game.

▶**vs. Chicago Bears (11/4):** Snapped for both of Crosby's successful FG attempts (30 and 23 yards)...Also centered each of Masthay's six punts, four of which were downed inside the 20-yard line and only one of which was returned.

▶**vs. Philadelphia Eagles (11/10):** Delivered snaps for each of Crosby's four FG attempts, including makes of 26 and 35 yards...Also centered both of Masthay's two punts.

▶**at New York Giants (11/17):** Had snaps for both of Crosby's successful FG attempts, including a 57-yarder on the last play of the first half that set a new franchise record for outdoor FGs and marked the longest in the history of MetLife Stadium...Also centered all four of Masthay's punts and delivered a direct snap to S M.D. Jennings on a fake-punt play in the third quarter that saw Jennings come up a yard shy of the first down.

▶**vs. Minnesota Vikings (11/24):** Snapped for both of Crosby's successful FG attempts, makes of 27 and 20 yards...Saw Crosby surpass the 100-point mark for the seventh consecutive season (2007-13), the second highest total in franchise history, as six of those seasons have been with him as the long snapper...Also centered each of Masthay's season-high eight punts, and recorded his first coverage tackle of the season when he brought down CB Marcus Sherels for no gain on a punt return in the third quarter.

▶**at Detroit Lions (11/28):** Snapped for Crosby's successful 54-yard FG in addition to all six of Masthay's punts during the game.

▶**vs. Atlanta Falcons (12/8):** Delivered snaps on each of Crosby's successful FG attempts, makes from 40, 33 and 25 yards...With his 10-point outing, Crosby surpassed Mike Vanderjagt's total of 874 points, setting a new NFL record for the most points by a player in his first seven seasons in the league, six of which have been with Goode as the long snapper...Also snapped for all three of Masthay's punts, including his season-long 62-yarder in the fourth quarter that pinned the Falcons at their own 9-yard line with less than a minute remaining in the game.

▶**at Dallas Cowboys (12/15):** Snapped for Crosby's successful 57-yard FG attempt in the first quarter, a kick that tied for the second longest in franchise history and was Crosby's fifth of 50-plus yards in 2013...Also centered all four of Masthay's punts, including a second-quarter kick that he covered by tackling WR Cole Beasley after a 7-yard return, his first coverage stop of the season.

▶**vs. Pittsburgh Steelers (12/22):** Snapped for Crosby's successful 22-yard FG attempt in the fourth quarter and all five of Masthay's punts.

13 Chris Harper, WR, Rookie, Kansas State

2013 Season: Rookie WR who was claimed off of waivers from the San Francisco 49ers, Oct. 18...Initially drafted by the Seattle Seahawks in the fourth round (No. 123 overall) of April's draft, but was released by the team at the conclusion of training camp and claimed by San Francisco...Has appeared in three games since joining the Packers, mostly on special

teams, where he has posted two tackles on the coverage units.

►vs. **Cleveland Browns (10/20)**: Made his NFL debut on special teams, but did not record any statistics.

►at **Minnesota Vikings (10/27)**: Played on special teams and tied for the team high with two tackles on the coverage units, both coming as a member of the kickoff team.

►vs. **Chicago Bears (11/4) - vs. Atlanta Falcons (12/8)**: Inactive.

►at **Dallas Cowboys (12/15)**: Dressed for the game as the team's No. 4 WR after fellow WR Myles White (knee) was placed on injured reserve...Saw action on one offensive play during the game.

►vs. **Pittsburgh Steelers (12/22)**: Again saw time on one offensive snap during the game, but did not record any statistics.

50 A.J. Hawk, LB, 8th Year, Ohio State

2013 Season: Productive, assignment-sure defender who has played in 122 of a possible 125 regular-season games with 119 starts in his first eight-plus seasons...Has started each of the 15 games in 2013 and leads the team with 144 tackles (107 solo), a career-high five sacks, an INT, a forced fumble, a fumble recovery and five passes defended.

►at **San Francisco 49ers (9/8)**: Posted nine tackles (five solo, one for loss), helping to set the tone for a run defense that limited San Francisco to 90 yards on 34 rushing attempts (2.6 avg.) during the game.

►vs. **Washington Redskins (9/15)**: Finished with six tackles (three solo).

►at **Cincinnati Bengals (9/22)**: Tied for the team high with 13 tackles (10 solo, one for loss) and also added a fumble recovery in his first-ever regular-season game near his hometown...Tackle for loss came on a first-quarter bootleg pass to TE Jermaine Gresham, who he wrestled down for a 1-yard loss...Contributed to what were four consecutive turnover drives forced by the Packers' defense, recovering a fumble ripped from Gresham by LB Brad Jones in the second quarter...Marked the fifth fumble recovery of his career and first since the 2010 season.

►vs. **Detroit Lions (10/6)**: Played extensively after injuries struck the ILB position, forcing opposite starter Brad Jones (hamstring) and top reserve Robert Francois (Achilles) from the game...Appeared on 60 plays and finished with a team-high 12 tackles (nine solo).

►at **Baltimore Ravens (10/13)**: Had one of the most impactful performances of his career, stepping forward with fellow starting LBs Jones (hamstring) and Clay Matthews (thumb) sidelined due to injuries...Posted 12 tackles (nine solo, five for loss), a career-high three sacks and a pass defended...Saw his first sack come on the game's opening drive when he surged through the line of scrimmage to drop QB Joe Flacco for a 10-yard loss on a third down, forcing a punt...Had another sack in the second half when he again knifed between LG and LT, past a pass-protecting RB Ray Rice and nailed Flacco for a loss of 7 yards.

►vs. **Cleveland Browns (10/20)**: Started and appeared on 67 defensive plays, finishing with a team-high-tying 14 tackles (nine solo), three QB hits and one pass defended.

►at **Minnesota Vikings (10/27)**: Saw action on all 47 defensive plays and finished with six tackles (all solo)...Shot through the line on the Vikings' first series in the first quarter and stopped RB Adrian Peterson for no gain.

►vs. **Chicago Bears (11/4)**: Finished with 10 tackles (eight solo).

►vs. **Philadelphia Eagles (11/10)**: Appeared on all 61 defensive plays, posting 10 tackles (eight solo, two for loss) and a pressure...Had a tackle for loss on the Eagles' opening drive when he charged through the line and dropped RB LeSean McCoy for a 3-yard loss.

►at **New York Giants (11/17)**: Started and played all 63 defensive snaps, finishing with six tackles (five solo) and a sack...Was credited with his career-high fourth sack of the season when he pursued QB Eli Manning on a scramble toward the left sideline and touched him down for a 1-yard loss.

►vs. **Minnesota Vikings (11/24)**: Led the team with a season-high 15 tackles (13 solo, two for loss), a sack, a QB hit and his first forced fumble of the season...Tackled Peterson following a 3-yard reception in the second quarter and stripped the RB on his way to the ground, seeing the fumble recovered by LB Andy Mulumba...Marked his first forced fumble since Oct. 14, 2007 vs. Washington.

►at **Detroit Lions (11/28)**: Played on all 81 defensive plays and finished with a team-high 13 tackles (nine solo).

►vs. **Atlanta Falcons (12/8)**: Finished with four tackles (all solo, one for loss) and a pass defended...Tackle for loss came in the second quarter when he slashed between C and LG and dropped RB Steven Jackson for a 1-yard loss...Also had a pass defended in the third quarter when he maintained close coverage and deflected a pass intended for TE Tony Gonzalez.

►at **Dallas Cowboys (12/15)**: Appeared on all 73 defensive plays, posting eight tackles (five solo) and a pass defended...Dropped into a deep zone coverage in the second quarter and deflected a deep throw intended for WR Dez Bryant, his fourth pass defended of the season.

►vs. **Pittsburgh Steelers (12/22)**: Tallied six tackles (four solo), and triggered the turnover column, recording the ninth INT of his career...Made the pick on the final play of the third quarter when he dropped in coverage and leapt to make a one-handed snag of a throw from QB Ben Roethlisberger intended for TE Heath Miller over the middle...Made a 7-yard return to the Pittsburgh 38-yard line, and after an unnecessary roughness penalty was tacked on, the Packers' offense started their drive at the Steelers' 23...Marked his first INT since Dec. 26, 2010...Also during the game, moved past former teammate LB Nick Barnett (1,014) for No. 2 all-time in franchise history for career tackles.

29 Casey Hayward, CB, 2nd Year, Vanderbilt

2013 Season: Talented second-year playmaker who aggravated a hamstring injury during the preseason and was been sidelined throughout the early portion of the regular season...Eventually made his season debut at Minnesota in Week 8, but re-aggravated the injury in Week 10 vs. Philadelphia...Was placed on season-ending injured reserve, Nov. 23...For the season, appeared in three games and made 12 tackles (seven solo).

►at **San Francisco 49ers (9/8)**: Sidelined with a hamstring injury that was aggravated during the preseason, he landed on the inactive list for the first time in his career.

►vs. **Washington Redskins (9/15) - vs. Cleveland Browns (10/20)**: Inactive.

►at **Minnesota Vikings (10/27)**: Made his awaited 2013 season debut, seeing action on 22 defensive plays and finishing with an assisted tackle.

►vs. **Chicago Bears (11/4)**: Saw extended action in his second game back from injury, posting a career-high nine tackles (seven solo).

►vs. **Philadelphia Eagles (11/10)**: Started the game as the team's No. 3 CB and saw action on 23 plays, recording two assisted tackles...Aggravated the hamstring injury in the second half that had affected him throughout the early part of the season and did not return.

►at **New York Giants (11/17)**: Was sidelined during the practice week and was inactive on gameday.

31 Davon House, CB, 3rd Year, New Mexico State

2013 Season: Young defender who has also stood out on special teams in 2013...Has appeared in all 15 games with five starts and posted 32 tackles (26 solo), a sack, an INT and 13 passes defended on defense...Also leads the club in tackles on special teams, where he has contributed a career-high 11 stops on the coverage units.

►at **San Francisco 49ers (9/8)**: Appeared in the game on special teams, recording a team and career-high three tackles on the coverage units, including two as a member of the punt team and one on the kickoff unit...One of his punt tackles came in the fourth quarter when he came from the opposite side of the field to take down WR Kyle Williams, limiting him to a 1-yard return.

►vs. **Washington Redskins (9/15)**: Earned a special teams game ball for his performance that featured a team-leading two tackles on the coverage units, one each on the kickoff and punt teams...Also saw extended action on defense, appearing on 26 plays and posting the second sack of his career and a pass defended...Came in unblocked on a CB blitz off the left edge in the second quarter, patiently waiting for QB Robert Griffin III to carry out a ball fake before taking him down for a 6-yard loss.

►at **Cincinnati Bengals (9/22)**: Saw action on 35 defensive plays as an extra CB in the various subpackages, finishing with two solo tackles.

►vs. **Detroit Lions (10/6)**: Started as the team's No. 3 CB and went on to see action on 62 defensive plays, finishing with a career-high six tackles (all solo) and a pass defended.

►at **Baltimore Ravens (10/13)**: Appeared on 14 defensive plays in the first

half and posted one solo tackle and a trio of impressive passes defended... The first pass break-up came along the sideline when he leapt to deflect an underthrown ball intended for WR Marlon Brown that he nearly intercepted... Later found himself matched against Brown on a similar deep ball down the sideline that he also batted away.

►vs. **Cleveland Browns (10/20)**: Had another productive outing, receiving one of the defensive game balls after appearing on 56 plays and finishing with four tackles (three solo and three passes defended, including his first career INT... Picked off QB Brandon Weeden on a fourth-down play in the first quarter on what was an underthrown ball to WR Davone Bess near the sideline... Also had a pair of key pass break-ups in the fourth quarter... The first came on a fourth-and-15 play from the Green Bay 31-yard line when he swatted a deep ball away from WR Josh Gordon, forcing a turnover on downs... Later had another deflection of a third-down throw to Gordon that forced the Browns to attempt another fourth-down conversion.

►at **Minnesota Vikings (10/27)**: Played on defense and special teams... Saw 10 snaps from scrimmage and did not record any statistics... Notched on tackle as a member of the kickoff coverage team.

►vs. **Chicago Bears (11/4)**: Appeared on 24 plays and posted two solo tackles on defense... Also downed a punt by P Tim Masthay at the Chicago 1-yard line late in the second quarter.

►vs. **Philadelphia Eagles (11/10)**: Appeared on 28 defensive plays and posted one solo tackle.

►at **New York Giants (11/17)**: Was thrust into a starting role after regular starter Sam Shields sustained a hamstring injury late in the practice week and was inactive on gameday... Appeared on 58 defensive plays and finished with two solo tackles and a pass defended... Broke up a third-down pass in the second quarter in the end zone intended for WR Victor Cruz, forcing a fourth-down try for the Giants offense.

►vs. **Minnesota Vikings (11/24)**: Once again started on the outside at RCB with Shields sidelined with the hamstring injury... Finished with seven tackles (three solo) and a team-high three passes defended... Dropped what would have been his second INT of the season in the second quarter when he stepped in front of a QB Christian Ponder pass intended for TE John Carlson.

►at **Detroit Lions (11/28)**: Returned to his role as the No. 3 CB with Shields back in the lineup... Started the game with the defense coming out in its nickel alignment and appeared on 65 defensive plays... Finished with six tackles (five solo) and a pass defended.

►vs. **Atlanta Falcons (12/8)**: Played in the game on special teams and tallied a tackle as a member of the kickoff coverage unit.

►at **Dallas Cowboys (12/15)**: Played on special teams, but did not record any statistics.

►vs. **Pittsburgh Steelers (12/22)**: Appeared on special teams, posting his 11th coverage tackle of the season as a member of the punt team.

33 Micah Hyde, CB, Rookie, Iowa

2013 Season: Promising newcomer who turned in an impressive training camp and preseason and has translated that success into regular season play... Has appeared in each of the team's 15 games with two starts, and leads the club's rookies with 50 tackles (36 solo) a sack, a forced fumble, four passes defended and eight coverage tackles on special teams... Also serves as the club's primary returner, and has returned 23 punts for 296 yards and a TD (12.9 avg. that ranks No. 2 in the NFL) and 21 kickoffs for 513 yards (24.4 avg.).

►at **San Francisco 49ers (9/8)**: Made his professional debut on both defense and special teams... Served as the team's nickel CB with Casey Hayward sidelined due to injury (hamstring)... Appeared on 25 defensive snaps and recorded three solo tackles.

►vs. **Washington Redskins (9/15)**: Saw time on 24 plays, but did not record any statistics.

►at **Cincinnati Bengals (9/22)**: Made his first professional start, opening the game as the third CB in the defense's nickel alignment... Finished with four tackles (three solo).

►vs. **Detroit Lions (10/6)**: Saw brief action on defense and also played on special teams, where he attempted the first punt returns of his career, gaining 7 yards on a pair of returns (3.5 avg.).

►at **Baltimore Ravens (10/13)**: Enjoyed extended playing time, coming on in relief of CB Davon House in the second quarter as the team's nickel CB and appearing on 37 plays... Finished with six tackles (five solo) and both his first career sack and forced fumble... Sack came on the opening drive of the second half when he blitzed off of the left edge and drilled QB Joe Flacco for a 10-yard loss, jarring the ball loose, though it was recovered by the Ravens... Play came on third down and forced a punt... Had another tackle for loss when he tracked down WR Marlon Brown on an end-around later in the third quarter, dropping him for a 2-yard loss... Also enjoyed a productive day on special teams, returning five punts for 68 yards (13.6 avg.) with a long of 23.

►vs. **Cleveland Browns (10/20)**: Saw action on 21 defensive plays and finished with two solo tackles... Received the special teams game ball for his performance in the third phase, one that included a team-high three tackles on the coverage units (all on the kickoff team) and a punt return of 18 yards.

►at **Minnesota Vikings (10/27)**: Had one of the game's biggest plays, returning a second-quarter punt by P Jeff Locke 93 yards for the first TD of his career... Fielded the punt at the Green Bay 7-yard line and quickly shot forward between both converging Minnesota gunners... Ran up the right side of the field before cutting back to the left at the 30 to evade Locke and going the rest of the way down the left sideline untouched for the score, extending the Packers' lead to 24-10 before halftime... The return tied for the fourth-longest in team history... Also saw 19 plays on defense and finished with six tackles (four solo).

►vs. **Chicago Bears (11/4)**: Tallied a solo tackle on defense... Also returned two punts for 12 yards (6.0) and assumed the team's kickoff return duty, returning two kicks for 50 yards (25.0 avg.).

►vs. **Philadelphia Eagles (11/10)**: Played on defense and special teams... Did not record any statistics on defense as he saw time on just four plays... Returned one punt for 2 yards and four kickoffs for 69 yards (17.3 avg.).

►at **New York Giants (11/17)**: Saw action as a reserve CB with starter Sam Shields sidelined due to a hamstring injury... Saw action on 33 defensive plays and finished with six tackles (five solo).

►vs. **Minnesota Vikings (11/24)**: Played on both defense and special teams... Again played from scrimmage with Shields remaining sidelined and Casey Hayward being placed on injured reserve the day before the game... Posted six tackles (three solo, one for loss)... Tackle for loss came on a third-down play in the fourth quarter when he dropped WR Cordarelle Patterson for a 3-yard loss on a quick-hitting catch off the line scrimmage, forcing a punt.

►at **Detroit Lions (11/28)**: Played on defense and special teams... Tallied a solo tackle on defense and returned a pair of kickoffs for 41 yards (20.5 avg.).

►vs. **Atlanta Falcons (12/8)**: Was elevated into the role of playing as the team's nickel CB, and acquitted himself well, seeing action on 35 plays and posting six tackles (five solo)... Had his most success to date in the kickoff return game, where he drew three returns for 76 yards (25.3 avg.)... Also added a pair of tackle on the coverage units.

►at **Dallas Cowboys (12/15)**: Once again served as the defense's nickel CB, appearing on 47 plays and finishing with four tackles (three solo) and a pass defended... Had a third-down pass break-up on the Cowboys' opening drive of the game, deflecting a short throw over the middle to WR Miles Austin that forced a Dallas FG attempt... Also made the most of his lone return opportunity, taking a kick back 26 yards late in the third quarter, setting the Packers up with a first-and-10 at the Dallas 22-yard line, a possession that would end five plays later on a TD pass from QB Matt Flynn to RB James Starks.

►vs. **Pittsburgh Steelers (12/22)**: Made his second career start, opening the game as the No. 3 CB and appeared on 49 defensive plays... Finished with five tackles (one solo) and a pass defended... Also was particularly effective as a kickoff returner, posting five returns for 167 yards (33.4 avg.), the most in a game by a Packer since CB Tramon Williams had 173 vs Chicago on Oct. 7, 2007... Most impactful return was his season-long 70-yarder late in the fourth quarter after Pittsburgh had taken a 38-31 lead with 1:28 remaining... Brought the ensuing kickoff all the way back to the Steelers' 31-yard line before being run out of bounds by S Shamarko Thomas... Allowed the Packers to drive to the Pittsburgh 6-yard line, where a last-second pass to tie the game fell incomplete.

43 M.D. Jennings, S, 3rd Year, Arkansas State

2013 Season: Has started all 15 games at FS...For the season, has posted a career-high 75 tackles (58 solo), a sack, a fumble recovery that he returned for a TD and two passes defended...Also has four tackles on special teams.

▶**at San Francisco 49ers (9/8):** Played the entire game in the absence of the injured Morgan Burnett (hamstring), finishing with eight tackles (all solo, one for loss)...TFL came late in the second quarter when he came up in run support to stop RB Frank Gore for a 2-yard loss.

▶**vs. Washington Redskins (9/15):** Started at FS and contributed six tackles (five solo).

▶**at Cincinnati Bengals (9/22):** Had an impactful performance, starting at FS and appearing on 51 plays, finishing with five tackles (four solo, one for loss), and notching both his first career sack and first fumble recovery... Returned the fumble 24 yards for his second career TD, becoming the first Green Bay safety to score on a fumble return since Darren Sharper vs. Jacksonville, Dec. 19, 2004...On the play, alertly picked up a ball that had been jarred loose from RB BenJarvus Green-Ellis' grasp by LB Clay Matthews in the backfield, got up off of the ground and went the rest of the way untouched for the Packers' first TD of the game, pulling them to within 14-10 early in the second quarter...On Cincinnati's next possession, blitzed off the left side of the defense and chased QB Andy Dalton down across the field, dropping him for a 4-yard loss.

▶**vs. Detroit Lions (10/6):** Started at FS with Burnett returning to the starting lineup at the SS position...Appeared on all 67 defensive plays and posted three tackles (all solo) and two passes defended.

▶**at Baltimore Ravens (10/13):** Started at FS and finished with six tackles (four solo).

▶**vs. Cleveland Browns (10/20):** Started at FS and appeared on 46 plays before giving way to Chris Banjo in the second half...Finished with three tackles (two solo).

▶**at Minnesota Vikings (10/27):** Opened the game and saw time on 37 defensive plays, finishing with three tackles (two solo)...Also played on special teams where he made one of the key blocks on CB Micah Hyde's 93-yard punt return in the second quarter...On the play, teamed with CB Jarrett Bush at the beginning of the return to block S Andrew Sendejo, creating the lane used by Hyde to break clear of the coverage unit and get into the open field.

▶**vs. Chicago Bears (11/4):** Finished with five tackles (all solo).

▶**vs. Philadelphia Eagles (11/10):** Started at FS and appeared on 50 defensive snaps, finishing with five tackles (all solo).

▶**at New York Giants (11/17):** Started at FS and posted seven tackles (five solo, one for loss)...Also took a direct snap from LS Brett Goode on a fourth-and-7 play from the Giants' 43-yard line in the third quarter, running for 6 yards off the right edge, but being taken down a yard shy of the first down marker.

▶**vs. Minnesota Vikings (11/24):** Started at FS and finished with eight tackles (all solo)...Also played on special teams, where he recorded his first coverage stop of the season.

▶**at Detroit Lions (11/28):** Started at FS and recorded eight tackles (five solo).

▶**vs. Atlanta Falcons (12/8):** Appeared on 21 defensive plays and recorded an assisted tackle...Was replaced on defense in the second quarter by S Sean Richardson...Posted a season-high two tackles on special teams, both coming as a member of the kickoff coverage unit.

▶**at Dallas Cowboys (12/15):** Started the game, but rotated for most of the contest with Richardson...Appeared on 33 plays and posted four tackles (one solo).

▶**vs. Pittsburgh Steelers (12/22):** Started and saw action on 22 defensive plays...Posted three tackles (one solo)...Also tallied a tackle as a member of the kickoff coverage team.

97 Johnny Jolly, DE, 5th Year, Texas A&M

2013 Season: Veteran defensive lineman who has returned to the club following a three-year hiatus due to an NFL-issued suspension for violation of the league's substance-abuse policy...Had his suspension lifted by

the commissioner on March 4, 2013, and was legally cleared to rejoin the team for the conclusion of the offseason program in late May...Suffered a shoulder/neck injury in the first quarter of the team's Week 15 contest at Dallas (Dec. 15) and was placed on injured reserve, Dec. 21...For the season, appeared in 13 games with eight starts and has posted 38 tackles (16 solo), a sack, a fumble recovery and a pass defended.

▶**at San Francisco 49ers (9/8):** Appeared in his first NFL game since 1/10/2010, starting at LDE and participating on 35 defensive plays... Finished with two tackles (one solo) and was credited with a 2-yard sack for pressuring QB Colin Kaepernick out of bounds behind the line of scrimmage in the second quarter.

▶**vs. Washington Redskins (9/15):** Once again started at LDE and finished with three tackles (two solo, one for loss) and a QB hit during the game.

▶**at Cincinnati Bengals (9/22):** Appeared on 19 defensive plays and posted two assisted tackles.

▶**vs. Detroit Lions (10/6):** Tallied two tackles (both solo).

▶**at Baltimore Ravens (10/13):** Started at RDE and posted five tackles (three solo) as part of a run defense that yielded just 47 yards on 22 carries (2.1 avg.)...Was an active part of a second-quarter goal-line stand that saw the Ravens fail to convert despite having first-and-goal from the Green Bay 4-yard line...Finished one of the plays by tackling RB Ray Rice out of bounds at the 1-yard line.

▶**vs. Cleveland Browns (10/20):** Started and saw action on 20 plays, posting three tackles (two solo, two for loss), contributing to a run defense that limited the Browns to 83 rushing yards on 23 attempts (3.6 avg.), the fourth consecutive game the Packers held the opponent under the 85-yard mark.

▶**at Minnesota Vikings (10/27):** Started at RDE and appeared on 11 plays, tallying three tackles (one solo), a QB hit and a pressure.

▶**vs. Chicago Bears (11/4):** Appeared on 27 defensive plays and recorded two assisted tackles.

▶**vs. Philadelphia Eagles (11/10):** Appeared on 19 defensive plays and posted two tackles (one solo, one for loss).

▶**at New York Giants (11/17):** Started at RDE and saw time on 16 plays before aggravating a groin injury that limited him in practice during the week... Recorded two assisted tackles, but did not return to the game after half-time.

▶**vs. Minnesota Vikings (11/24):** Was sidelined during the practice due to the groin injury and was inactive on gameday.

▶**at Detroit Lions (11/28):** Returned to practice during the week and was back in the lineup on gameday...Appeared on 35 defensive plays and finished with five tackles (two solo).

▶**vs. Atlanta Falcons (12/8):** Had his most statistically impactful performance of the season, tallying a season-high seven tackles (two solo), a fumble recovery and a pass defended...Batted down a pass by QB Matt Ryan at the line of scrimmage in the third quarter...Fumble recovery was his first since Nov. 1, 2009, and was a key play in the game as it came with Green Bay trailing 21-16 early in the fourth quarter...Jumped on a ball that had been jarred loose from Ryan on a sack by LB Mike Neal, recovering it at the Atlanta 21-yard yard line...The Packers' offense would convert four plays later on a TD pass from QB Matt Flynn to TE Andrew Quarless to take a 22-21 lead, the game's final score.

▶**at Dallas Cowboys (12/15):** Started the game at RDE, but suffered a shoulder injury on his sixth snap and did not return.

▶**vs. Pittsburgh Steelers (12/22):** Did not participate during the week of practice and was placed on injured reserve, Dec. 21, the day before the game.

59 Brad Jones, LB, 5th Year, Colorado

2013 Season: Starter at ILB who opened each of the first four games at the 'Mack' position before suffering a hamstring injury in the first half of the team's Week 5 game vs. Detroit...Missed the Week 6-8 contests due to the injury...Has posted 98 tackles (73 solo), three sacks, a forced fumble, a fumble recovery and two passes defended.

▶**at San Francisco 49ers (9/8):** Started at LB and rarely came off the field, finishing with a team-leading 14 tackles (10 solo).

▶**vs. Washington Redskins (9/15):** Posted six tackles (five solo) and QB hit.

▶**at Cincinnati Bengals (9/22):** Had an active game tying for the team lead

with 13 tackles (11 solo, one for loss) and both a forced fumble and fumble recovery...Forced his second career fumble in the second quarter when he came off of his initial man to bring down TE Jermaine Gresham following a 9-yard gain, ripping the ball from his grasp on his way to the ground, where it was recovered by LB A.J. Hawk...Two possessions later, came off of his rush on a third-down play to recover a ball that had been jarred loose from QB Andy Dalton on a sack by LB Clay Matthews, the first fumble recovery of his career.

►vs. **Detroit Lions (10/6)**: Started at ILB and recorded five tackles (two solo) and his first sack of the season before departing just before halftime with a hamstring injury...On the sack, came through on a blitz and battled past a block by TE Brandon Pettigrew in the backfield, dropping QB Matthew Stafford for a 6-yard loss.

►at **Baltimore Ravens (10/13)**: Was ruled out during the practice week and was inactive on gameday.

►vs. **Cleveland Browns (10/20)**: Inactive.

►at **Minnesota Vikings(10/27)**: Inactive.

►vs. **Chicago Bears (11/4)**: Returned to the lineup and was eased into action in a rotation with LB Jamari Lattimore...Started the game and finished with four tackles (two solo).

►vs. **Philadelphia Eagles (11/10)**: Started and appeared on 43 defensive plays, tallying seven tackles (six solo).

►at **New York Giants (11/17)**: Tied for the team lead with 13 tackles (11 solo, three for loss) and posted his second sack of the season...Played the line of scrimmage aggressively throughout the game, including in the third quarter when he shot past LG Kevin Boothe and dropped RB Andre Brown for a 2-yard loss...Recorded the sack in the fourth quarter when he timed the snap and came through untouched between C and LG and took down QB Eli Manning for a 9-yard loss.

►vs. **Minnesota Vikings (11/24)**: Posted 11 tackles (10 solo, two for loss) and a sack for the consecutive week...Was credit with a sack when he ran QB Christian Ponder down for a 3-yard loss late in the third quarter.

►at **Detroit Lions (11/28)**: Finished with 12 tackles (eight solo).

►vs. **Atlanta Falcons (12/8)**: Started and tied for the team lead with nine tackles (four solo), before exiting in the fourth quarter with an ankle injury that kept him from returning to the game.

►at **Dallas Cowboys (12/15)**: Returned to practice during the week and started the game despite the nagging ankle injury...Appeared on 43 plays and posted three tackles (all solo) and a pass defensed.

►vs. **Pittsburgh Steelers (12/22)**: Startd the game, but was again hampered by the ankle injury and was replaced by LB Jamari Lattimore...Appeared on 19 plays and had one solo tackle.

95 Datone Jones, DE, Rookie, UCLA

2013 Season: Drafted by the Packers with the No. 26 overall selection in the first round...Has contributed as part of the DL rotation, appearing mostly as inside rusher on passing downs...For the season, has played in all 15 games and recorded 19 tackles (10 solo), 3½ sacks, a fumble recovery, and a blocked PAT on special teams.

►at **San Francisco 49ers (9/8)**: Made his NFL debut, appearing on 18 defensive plays and finishing with two assisted tackles.

►vs. **Washington Redskins (9/15)**: Appeared on 20 plays and posted one solo tackle.

►at **Cincinnati Bengals (9/22)**: Saw action on 10 defensive plays and notched an assisted tackle...Contributed on special teams by blocking an extra point following a Bengals TD in the fourth quarter, swatting K Mike Nugent's attempt cleanly to hold the Packers lead at 30-27...Marked the first blocked PAT by the Packers since DE Cullen Jenkins had one at Carolina, Oct. 3, 2005.

►vs. **Detroit Lions (10/6)**: Appeared on 23 defensive plays and finished with one solo tackle.

►at **Baltimore Ravens (10/13)**: Saw action on 17 plays and recorded an assisted tackle, a QB hit and a fumble recovery...Was involved in the first turnover play of his young career when late in the first half he disengaged from a rush and picked up a fumble that had been forced on a strip-sack by LB Nick Perry...Returned the ball 20 yards to the Baltimore 13-yard line, where he was tackled with :02 remaining in the half, setting up a 31-yard

FG by K Mason Crosby.

►vs. **Cleveland Browns (10/20)**: Had a productive outing, appearing on 23 defensive plays and tallying three pressures and a QB hit.

►at **Minnesota Vikings (10/27)**: Appeared on 21 plays and finished with one solo tackle, two pressures and a QB hit.

►vs. **Chicago Bears (11/4)**: Talled two tackles (both solo) and notched his first career sack when he took down QB Josh McCown for 1-yard loss in the second quarter.

►vs. **Philadelphia Eagles (11/10)**: Had his most productive game to this point in the season, finishing with four tackles (three solo, two for loss), a career-high two sacks and two QB hits...Both of his sacks came on third downs and forced Philadelphia punts...The first came on the Eagles' first possession when he dropped in a zone coverage on a third-and-13 and mirrored QB Nick Foles, who he stepped up to drop for a 2-yard loss as he tried to escape the pocket...Later picked up his second sack in impressive fashion as he bulled Pro Bowl LT Jason Peters backward and disengaged from the block to sack Foles for a 6-yard loss...The two sacks tied the single-game franchise rookie record and became the first rookie to achieve the feat since LB Brad Jones did so at Pittsburgh on Dec. 20, 2009.

►at **New York Giants (11/17)**: Appeared on 17 plays and posted an assisted tackle, two pressures and a QB hit.

►vs. **Minnesota Vikings (11/24)**: Finished with two tackles (one solo).

►at **Detroit Lions (11/28)**: Appeared on 12 defensive snaps and did not record any statistics.

►vs. **Atlanta Falcons (12/8)**: Played on both defense and special teams...Appeared on nine defensive plays and posted an assisted tackle, a QB hit and a pressure.

►at **Dallas Cowboys (12/15)**: Saw action on 18 defensive plays and posted two tackles (one solo) and a half-sack...Sack came late in the third quarter when he lined up wide over LT Tyron Smith...Disengaged from Smith as QB Tony Romo escaped to his side and teamed with LB Clay Matthews to drop him for a 13-yard loss.

►vs. **Pittsburgh Steelers (12/22)**: Played on defense and special teams, but did not record any statistics.

89 James Jones, WR, 7th Year, San Jose State

2013 Season: Veteran WR who has picked up where he left off in 2012 as an established, consistent threat in the Green Bay offense...Started the first five games and posted 20 catches for 349 yards (17.5 avg.) and two TDs...Suffered a knee injury at Baltimore in Week 6 that landed him on the inactive list for the Week 7-8 contests vs. Cleveland (Oct. 20)...For the season, has appeared in 13 games (all starts), and made 53 catches for 776 yards (14.6 avg.) and three TDs.

►at **San Francisco 49ers (9/8)**: Started at WR, but did not record any statistics.

►vs. **Washington Redskins (9/15)**: Rebounded from a quiet first week, delivering an excellent performance that featured career highs in both catches (11) and receiving yards (178) and an impressive 16.2-yard average...Did the majority of his damage in the first half, collecting nine of his catches and 152 of the yards before halftime, helping to stake the Packers to a 24-0 lead at the intermission...Became the first Packer to have double-digit receptions since WR Donald Driver (10) at Detroit on Nov. 22, 2007, and his 11 were the most since Driver posted the same number at Minnesota, Dec. 24, 2004...The yardage total was the most by a Green Bay player since Driver had 191 at Minnesota, Sept. 12, 2006, and became the first Packer to have an 11-catch, 175-yard receiving game since Javon Walker had 11-200 at Indianapolis, Sept. 26, 2004...Ran past CB David Amerson on a go-route in the second quarter, taking advantage of a blown coverage that resulted in a 57-yard gain, his longest reception since a 65-yard TD at Detroit, Nov. 24, 2011...The primary contributor the team's yards after the catch total of 295, the highest single-game mark in franchise history and the most in the NFL since the statistic began being kept in 1993.

►at **Cincinnati Bengals (9/22)**: Finished with four catches for 34 yards (8.5 avg.) and his first TD of the season, scoring from 7 yards out in the third quarter to extend the Green Bay lead to 30-14 (following PAT)...Also drew a defensive holding call on CB Adam Jones in the end zone that ultimately led to a FG...On the next drive, drew an unnecessary roughness penalty

against LB Vontaze Burfict on what was ultimately also a FG drive.

►vs. **Detroit Lions (10/6)**: Had another impactful performance that saw him contribute a game-high 127 receiving yards and a TD on four catches, a 31.8-yard average...The outing was highlighted by his career-long 83-yard catch-and-run TD in the third quarter that extending the Green Bay lead to 16-3 (following PAT)...On the play, ran a go-route on the outside against CB Chris Houston, and when S Louis Delmas played the middle of the field against WR Randall Cobb, Jones streaked past Houston, catching the ball at the Green Bay 46-yard line and outrunning the CB the rest of the way for the score...The catch bested his previous career long, a 79-yarder at Denver on Oct. 29, 2007, and the performance marked the ninth 100-yard receiving game of his career...Combined with Cobb's 67-yard run earlier in the quarter, the two became the first pair of teammates to have an 80-yard reception and 65-yard run in the same game since the Los Angeles Raiders accomplished the feat on Nov. 5, 1989...Directly contributed to Cobb's long run with a strong seal block on the outside against Houston that helped create the lane at the start of the run...Later beat Houston again on another contested ball, leaping to haul in a 39-yard pass despite a defensive pass interference flag.

►at **Baltimore Ravens (10/13)**: Started the game and made one catch for 10 yards...Suffered a knee injury while blocking on a running play in the first quarter when another player was blocked into him...Exited the game and did not return.

►vs. **Cleveland Browns (10/20)**: Was sidelined due to the knee injury during the practice week and ruled inactive on gameday, the first game in nearly five years that he'd missed due to injury (at New Orleans, 11/24/08), snapping a streak of 82 consecutive games played (including playoffs).

►at **Minnesota Vikings (10/27)**: Inactive.

►vs. **Chicago Bears (11/4)**: Returned to action after missing the previous two games...Started at WR and finished with one catch for 17 yards.

►vs. **Philadelphia Eagles (11/10)**: Finished with four catches for 44 yards (11.0 avg.).

►at **New York Giants (11/17)**: Started at WR and finished with two catches for 55 yards (27.5 avg.)...Saw his game-long 45-yard grab come in the second quarter when he beat CB Prince Amukamara to the inside on a deep vertical route and dove to make the catch and land at the Giants' 12-yard line.

►vs. **Minnesota Vikings (11/24)**: Posted team highs with both his seven receptions and 80 yards (11.4 avg.)...Game-long 28-yard catch came at a critical point in the fourth quarter, a fourth-and-6 from the Vikings' 40-yard line with the Packers trailing 23-20...On what was a defensive offside free play, worked his way back to the ball, one that was thrown up for grabs by QB Matt Flynn...Fought away from CB Marcus Sherels to make the catch and get the first down, extending a drive that culminated with a game-tying 27-yard FG by K Mason Crosby with :46 remaining in the game.

►at **Detroit Lions (11/28)**: Had three catches for 79 yards (26.3 avg.), including one of the team's lone offensive highlights, a game-long 56-yard catch along the right sideline late in the fourth quarter.

►vs. **Atlanta Falcons (12/8)**: Posted four catches for 19 yards (4.8 avg.).

►at **Dallas Cowboys (12/15)**: Contributed to the team's historic comeback win with three catches for 49 yards (16.3 avg.) and his third TD of the season...Scored the TD late in the fourth quarter on a 3-yard pass from Flynn in front of S J.J. Wilcox in the end zone, pulling the Packers to within 36-31 (following PAT)...Had his game-long 39-yard reception on the offense's opening drive when he took a short slant pattern and broke a trio of tackles on his way down the field, a play that helped set up Mason Crosby's 57-yard FG...Also drew a defensive pass interference call against CB Brandon Carr late in the first quarter that netted 31 penalty yards.

►vs. **Pittsburgh Steelers (12/22)**: Delivered his most productive performance since the season's early going, finishing with a team-high nine catches for 84 yards (9.3 avg.).

30 John Kuhn, FB, 8th Year, Shippensburg

2013 Season: Steady pro who has played in 105 games with the Packers (2007-13), the most by an offensive player on the roster over that span... Missed the Week 3 contest at Cincinnati with a hamstring injury but has appeared in 14 games with six starts and posted 13 catches for 81 yards (6.2 avg.) and nine carries for 37 yards (4.1 avg.).

►at **San Francisco 49ers (9/8)**: Played on both offense and special teams... Had one carry for 3 yards on offense and was credited with a special teams tackle as a member of the punt coverage unit.

►vs. **Washington Redskins (9/15)**: Started at FB and saw time on both special teams and on offense, but did not record any statistics...Suffered a hamstring injury during the game and did not return.

►at **Cincinnati Bengals (9/22)**: Missed the practice week while rehabilitating the hamstring injury he suffered the week before and was inactive for the game...Marked just the third game he'd missed due to injury in his career.

►vs. **Detroit Lions (10/6)**: Played on special teams, but did not record any statistics.

►at **Baltimore Ravens (10/13)**: Played on offense and special teams as he continued to be eased back into the lineup...Finished with two receptions for 9 yards (4.5 avg.) and one carry for 2 yards.

►vs. **Cleveland Browns (10/20)**: Appeared on offense and special teams, making one catch for 8 yards and carrying the ball once for 4 yards.

►at **Minnesota Vikings (10/27)**: Started at FB and appeared on 29 offensive plays, finishing with one catch for 7 yards...The reception marked a key conversion of a fourth-and-1 from the Minnesota 35-yard line early in the second quarter, continuing what was ultimately a 17-play, 70-yard FG drive that culminated with a 30-yard FG by K Mason Crosby.

►vs. **Chicago Bears (11/4)**: Appeared on offense and special teams, but did not record any statistics.

►vs. **Philadelphia Eagles (11/10)**: Carried once for 2 yards, converting a fourth-and-1 at the Philadelphia 26-yard line during a second-quarter drive...Also made a pair of catches for 10 yards (5.0 avg.).

►at **New York Giants (11/17)**: Started at FB and finished with three catches for 11 yards (3.7 avg.) and also carried once for 12 yards, his longest rushing attempt since Dec. 11, 2011.

►vs. **Minnesota Vikings (11/24)**: Posted a pair of receptions for 29 yards (14.5 avg.)...Hauled in his season-long 20-yard catch on a checkdown from QB Scott Tolzien, converting a third-and-9 from the Green Bay 24-yard line and kick-starting what was the Packers' first TD drive of the game.

►at **Detroit Lions (11/28)**: Had one rushing attempt for 2 yards and one catch for 8 yards...Also recorded his first coverage tackle of the season, taking down WR Jeremy Ross after a 1-yard punt return in the first quarter.

►vs. **Atlanta Falcons (12/8)**: Played on both offense and special teams, recording a tackle as a member of the punt coverage unit.

►at **Dallas Cowboys (12/15)**: Started the game and posted one catch for minus 1 yard...Had a key downfield block on RB Eddie Lacy's season-long 60-yard run off of left tackle on the first play of the second half...On the play, initially helped G T.J. Lang on LB Cameron Lawrence before getting into the secondary where he threw a cut block on S Barry Church...Wiped out Church, who fell to the ground and simultaneously tripped up LB DeVonte Holloman, giving Lacy a clear path down the left sideline for what was the longest run by a Packer RB since Brandon Jackson's 71-yarder at Washington on Oct. 10, 2010.

►vs. **Pittsburgh Steelers (12/22)**: Posted three carries for 12 yards (4.0 avg.) and a TD...Two of his carries converted key third-down plays and his third was a TD...The first a 2-yard run that moved the chains on a third-and-2 on the offense's first scoring march, on that culminated with a TD pass from QB Matt Flynn to WR Jarrett Boykin in the first quarter...The second came in the third quarter when he took a handoff on a shotgun draw on a third-and-6 play and gained 9 yards...Scored his first TD of the season on 1-yard dive in the fourth quarter that capped a 10-point comeback and tied the game at 31-31 with 7:14 remaining.

27 Eddie Lacy, RB, Rookie, Alabama

2013 Season: Rookie ballcarrier who has emerged as the lead back in the Packers' offense and is one of the leading candidates for the league's Offensive Rookie of the Year...For the season, has carried 263 times for 1,112 yards (4.2 avg.) and 10 TDs...The yardage, TD and rushing attempts totals are all rookie franchise records...In Week 16, broke RB John Brockington's 42-year old franchise record for single-season rushing yardage (1,105 - 1971)...His yardage total leads all NFL rookies, despite his missing all but the first series in Week 2 vs. Washington and missing the entire Week 3 contest at Cincinnati due to a concussion...Was named the

NFL's Offensive Rookie of the Month for an October that saw him lead all players with 395 yards on 97 carries (4.1 avg.), as he joined RB Samkon Gado (November 2005) as the only two Packers to have ever earned the monthly honor...Was also named the NFC's Offensive Player of the Week for his performance at Dallas in Week 15, one that saw him help spark a 23-point comeback win as he gained 141 yards on 21 carries (6.7 avg.) and scored a TD...Has also made 33 catches for 242 yards (7.3 avg.) in the passing game.

▶**at San Francisco 49ers (9/8):** Had an up-and-down performance in his NFL debut, carrying 14 times for 41 yards (2.9 avg.) and a TD...Added a 31-yard reception on the offense's first TD drive in the first quarter, taking the ball all the way to San Francisco's 5-yard line on a screen pass from QB Aaron Rodgers...Rebounded from a costly second-quarter fumble to drive the running game in the second half, highlighted by a fourth-quarter drive in which he carried five times for 20 yards (4.0 avg.) and capped it with his first NFL TD, a 2-yard score that gave the Packers their first lead, 28-24... Became the third rookie to start the season opener at RB for Green Bay since the AFL-NFL merger in 1970, joining John Brockington (1971) and Brandon Jackson (2007).

▶**vs. Washington Redskins (9/15):** Started at RB, but suffered a concussion on the tail end of his first carry - a 10-yard gain - when S Brandon Meriweather's helmet made contact with his...Was removed from the game and did not return.

▶**at Cincinnati Bengals (9/22):** Was sidelined during the practice week as he progressed through the NFL's concussion-testing protocol and was inactive for the game.

▶**vs. Detroit Lions (10/6):** Returned to action during the week of preparation and started the game at RB...Carried 23 times for 99 yards (4.3 avg.), finding consistent running lanes against a stout defensive front.

▶**at Baltimore Ravens (10/13):** Topped the century mark for the first time in his career with a memorable outing on the road against the defending champions...Carried 23 times for 120 yards (5.2 avg.) and set the tone almost immediately in what was a hard-fought, physical road win for Green Bay...Saw his first carry of the game go for 10 yards and made a sharp cut-back on his second for what resulted in a season-long 37 yard burst off the left side...Repeatedly finished runs against a talented Ravens defense and his yardage total was the most surrendered by Baltimore at home since RB Peyton Hillis had 144 on 9/26/10 as a member of the Cleveland Browns... Coupled with his 99-yard effort in Week 5, became the first Green Bay rookie since RB John Brockington in 1971 to have 99-plus rushing yards in consecutive games...Delivered the knockout blow on the final drive of the fourth quarter with the Packers clinging to a 19-17 lead, going for 4 yards off the left side on a critical third-and-2, alertly sliding down in bounds and allowing the Packers to run out the remaining 1:32 on the clock.

▶**vs. Cleveland Browns (10/20):** Started at RB and grounded out 82 yards on 22 carries (3.7 avg.), scoring his second TD of the season...Also added a season-high five catches for 26 yards (5.2 avg.)...Scored the TD on a 1-yard run in the first quarter the capped an 11-play scoring drive and extended the early Green Bay lead to 14-0 (following PAT).

▶**at Minnesota Vikings (10/27):** Had another gritty performance, carrying a season-high 29 times for 94 yards (3.2 avg.) and teaming with fellow RB James Starks (7-57) to add a powerful ground game to the offense's efficient passing attack...Consistently fell forward on runs and scored his third TD of the season on a 1-yard carry in the third quarter that extended the Green Bay lead to 31-17 (following PAT)...Also chipped in four catches for 18 yards (4.5 avg.) in the passing game.

▶**vs. Chicago Bears (11/4):** Carried the offense on a night that saw Rodgers (collarbone) lost for the game at the end of the opening series...Finished with 22 carries for a season-high 150 yards (6.9 avg.) and a TD...The yardage total was the second most in franchise history by a rookie (Samkon Gado - 171, Dec. 11, 2005) and the most by any Packer since RB Ryan Grant's 156-yard outing vs. Oakland, Dec. 9, 2007...On the offense's opening play of the second half, ripped off a career-long 56-yard run off the right side and was tackled at the 1-yard line...Rumbled into the end zone on the following play for a 1-yard TD that tied the score at 17-17.

▶**vs. Philadelphia Eagles (11/10):** Posted 73 rushing yards on 24 attempts (3.0 avg.), as he attempted to find running room despite injuries once again

befalling the offense, most importantly the offensive line...The unit lost starting C Evan Dietrich-Smith, forcing G T.J. Lang to play the position for the first time in his career...Also saw QB Seneca Wallace, starting in place of the injured Rodgers (collarbone) exit the game following the first series with a groin injury...Also added two receptions for 11 yards (5.5 avg.).

▶**at New York Giants (11/17):** Had his most challenging rushing game as a pro, facing crowded fronts and an attacking Giants defense that limited him to 27 yards on 14 carries (1.9 avg.) during the game...Was able to score his fifth TD of the season on a 4-yard plunge in the fourth quarter that pulled the Packers to within 20-13 with 12:43 remaining, an effort play that saw him drag DT Cullen Jenkins with him on his way into the end zone...Also had two catches for 21 yards (10.5 avg.).

▶**vs. Minnesota Vikings (11/24):** Had what was his most statistically balanced game of the season, not only carrying 25 times for 110 yards (4.4 avg.) and a TD, but also posting new career highs with six catches for 48 yards (8.0 avg.)...Scored the TD on a 3-yard run in the fourth quarter, his sixth of the season, tying Gado for the most by a rookie in franchise history...Saw all six of his catches come during the three fourth-quarter scoring drives that erased a 16-point deficit, as he contributed 86 of his 158 total yards on those three possessions to bring the Packers back to tie the game...Success on the ground led to what was ultimately his third 100-yard rushing game of the season.

▶**at Detroit Lions (11/28):** Struggled to find running room against an attacking Lions front, carrying 10 times for 16 yards (1.6 avg.)...Added two catches for 23 yards (11.5 avg.).

▶**vs. Atlanta Falcons (12/8):** Once again shouldered the load on offense, carrying 20 times for 65 yards (3.3 avg.) and a TD...Scored the TD on a 1-yard run on the final play of the first quarter, capping an 18-play, 90-yard drive that ran 9:07 off the clock...Contributed 49 total yards on the series, the team's longest TD drive in terms of plays since 2004 and the TD was his seventh of the season, setting a new franchise record for rushing TDs by a rookie...Also had three catches for 25 yards (8.3 avg.)...Suffered an ankle injury just before halftime, but did return to the game.

▶**at Dallas Cowboys (12/15):** Carried 21 times for 141 yards (6.7 avg.) and a TD, serving as the driving force for the team's historic comeback with the season on the line...Marked his fourth 100-yard rushing game of the season, tying RB John Brockington (1971) for the most by a rookie in franchise history...Delivered his season-long 60-yard run on the opening play of the second half with a burst off of left tackle, the longest run by a Packer RB since Brandon Jackson had a 71-yarder at Washington on Oct. 10, 2010...Repeatedly gashed the Cowboys front in the second half, carrying 13 times for 110 yards (8.5 avg.) between the third and fourth quarters and scoring the game-winning TD on a 1-yard plunge with 1:31 remaining, giving the Packers their first lead at 37-36...Also recorded four catches for 30 yards (7.5 avg.), including his season-long 34-yarder on a screen play just before halftime.

▶**vs. Pittsburgh Steelers (12/22):** Was once again one of the most impactful players on the field, running for 84 yards and a career-high two TDs on 15 carries (5.6 avg.) through three quarters...Aggravated the ankle injury at the end of the third quarter and did not return to the game...Prior to the injury, found consistent running lanes up front and during the game, surpassing Brockington's single-season franchise record for rushing yards by a rookie (1,105), set in 1971...Also scored his ninth and 10th TDs of the season, becoming the first Packers RB to rush for 10-plus TDs in a season since RB Ryan Grant had 11 in 2009...Marked the first multi-TD game of his career...Scored the first late in the second quarter, when he cut back from right to left from 14-yards out and dove into the end zone to give the Packers a 14-lead...Later scored again from 2 yards out in the third quarter...Also had two receptions for 6 yards (3.0 avg.).

70 T.J. Lang, G, 5th Year, Eastern Michigan

2013 Season: Veteran blocker who has made a successful transition to RG as part of what has been a balanced, productive offense in 2013...Has started each of the first 15 games and his 45 starts over the last two-plus seasons are the most by a Green Bay OL.

▶**at San Francisco 49ers (9/8):** Opened the season making his first career start at his new RG position, and helped the offense to four TD drives and

385 total yards, while surrendering just two sacks to the 49ers' attacking front.

►vs. **Washington Redskins (9/15)**: Started at RG for a protection unit that bounced back from a rocky start to contribute to what was a record-setting day for the offense...Allowed QB Aaron Rodgers time to complete 34 of 42 attempts for a franchise-record-tying 480 yards and four TDs with no INTs...Also helped establish a strong running game that saw RB James Starks carry 20 times for 132 yards (6.6 avg.) and a TD, making him and Rodgers the first pair of teammates in NFL history to eclipse the 450-yard passing and 125-yard rushing marks in the same game.

►at **Cincinnati Bengals (9/22)**: Started at RG and split duty facing the talented DT tandem of Geno Atkins and Domata Peko for much of the game...Helped the offense produce another impressive rushing performance that yielded 182 yards on 30 attempts (6.1 avg.), the most in a game by the Packers since Oct. 25, 2009, at Cleveland (a game he started at LT)...Blocked for the second 100-yard rusher in as many weeks, as rookie RB Johnathan Franklin carried 13 times for 103 yards (7.9 avg.) and a TD, the first time the Packers have had back-to-back 100-yard rushers in consecutive games since Weeks 16-17 of the 2007 season...Made a good second-level block on LB Rey Mauluga on Franklin's 51-yard run in the third quarter, the longest by a Packers rookie since Dec. 11, 2005.

►vs. **Detroit Lions (10/6)**: Received one of the offense's game balls for his performance against the talented Lions' interior DL...Helped create consistent running lanes for a ground game that piled up 180 yards on 33 attempts (5.5 avg.) and consistently found holes up front...Made a pair of blocks on the backside of WR Randall Cobb's 67-yard run off of left tackle in the third quarter, the longest run by a Packer since Oct. 10, 2010... At the start of the play, started on DT Nick Fairley, before moving to the second level to get just enough of LB Stephen Tulloch to free Cobb into the secondary.

►at **Baltimore Ravens (10/13)**: A key part of an offensive line that battled a tough Baltimore front seven en route to a 19-17 road win for Green Bay... Helped block for a run game that produced a 100-yard rusher for the third time in four games as rookie RB Eddie Lacy ground out 120 rushing yards on 23 attempts (5.2 avg.), and the team rushing numbers were 30 attempts for 140 yards (4.7 avg.) during the game...Took turns matching up against perennial Pro Bowl DT Haloti Ngata, and acquitted himself well, including on the game's second play, when he walled him off on what was a 37-yard game-long cutback run by Lacy.

►vs. **Cleveland Browns (10/20)**: Part of a protection unit that helped provide Rodgers time to complete 25 of 36 passes for 260 yards and three TDs with no INTs, while only being sacked once during the game...The offense produced five scoring drives (four TD, one FG) en route to a 31-13 victory.

►at **Minnesota Vikings (10/27)**: Contributed to an offensive line that cleared the way for 464 yards and seven scoring drives (four TDs, three FGs) in what was an impressive offensive outing...Protected for Rodgers as he completed 24 of 29 attempts for 285 yards and two TDs with no INTs, while being sacked just twice, both on broken plays near the line of scrimmage...Also helped create balance with the running game as the Packers ripped off 182 rushing yards and two TDs on 42 attempts (4.3 avg.)...Made a key block to wall off DT Kevin Williams and create the running lane used by Starks on his 25-yard TD in the third quarter that increased the Green Bay lead to 38-17.

►vs. **Chicago Bears (11/4)**: Started at RG, but exited the game in the second half after suffering a concussion and did not return.

►vs. **Philadelphia Eagles (11/10)**: Started at RG, but shifted to C in the second quarter after starter Evan Dietrich-Smith suffered a knee injury and did not return...Marked the first time in his career that he played the position in a game, and has now appeared at all five spots up front during his four-plus seasons...Made the challenging transition almost seamlessly during the game, as he did not have an errant snap and helped block for an offense that produced 396 yards on 75 plays (5.3 avg.).

►at **New York Giants (11/17)**: Returned to RG with Dietrich-Smith available for the game...Started at his familiar post and helped aid a protection unit that allowed QB Scott Tolzien to complete 24 of 34 attempts for 339 yards without being sacked in what was his first career start...Made a good block to seal the backside of Lacy's 4-yard TD run in the fourth quarter, staying

in front of DT Johnathan Hankins as the RB plunged into the end zone.

►vs. **Minnesota Vikings (11/24)**: Helped block for an offense that hit its stride in the second half and produced 494 yards on 89 plays (5.6 avg.) during the game...Opened holes for a running game that produced 196 yards and two TDs on 34 attempts, the unit's second highest yardage total through the season's first 11 games...The number included Lacy's 110 yards on 25 attempts (4.4 avg.), his third 100-yard game of the season...Also protected for QB Matt Flynn, who entered in the second half and completed 21 of 36 attempts for 218 yards and a TD, with no sacks or INTs.

►at **Detroit Lions (11/28)**: Started at RG but was again forced to shift to C after Dietrich-Smith departed with a knee injury in the second quarter...Played the remainder of the game at C.

►vs. **Atlanta Falcons (12/8)**: Started at RG and helped block for an offense that overcame challenging weather conditions to produce 334 total yards on 70 plays (4.8 avg.)...Protected for Flynn as he completed 24 of 32 attempts for a season-high 258 yards and a TD.

►at **Dallas Cowboys (12/15)**: Blocked for an offense that hit its stride in the second half, producing five consecutive TD drives and erasing a 26-3 halftime deficit en route to a 37-36 victory...Helped protect Flynn to the tune of 26-of-39 passing for 299 yards and four TD passes, all of which came in the second half...Also cleared holes for a productive running game that netted 150 yards and a TD on 27 attempts (5.6 avg.), highlighted by Lacy's 141-yard outing on 21 carries (6.7 avg.)...Had a key block on Lacy's 60-yard run off of the left side on the first play of the third quarter, getting quickly to the second level where he sealed off LB Cameron Lawrence, freeing Lacy into the secondary...The run was the longest by a Packer RB since Brandon Jackson's 71-yarder at Washington, Oct. 10, 2010.

►vs. **Pittsburgh Steelers (12/22)**: Part of a blocking unit that allowed the offense to produce five scoring drives (four TDs, one FG) and roll up 370 yards on offense on 72 plays (5.1 avg), despite wintry conditions throughout the game...Blocked for a running game that churned out 151 yards and three TDs on 30 attempts (5.0 avg.)...Helped clear holes for Lacy as he ran for 84 yards on 15 carries through three quarters (before exiting with an ankle injury), in the process surpassing RB John Brockington's franchise record for rushing yards by a rookie (1,105 set in 1971).

57 Jamari Lattimore, LB, 3rd Year, Middle Tennessee State

2013 Season: A core special teams player who has seen the most extended action of his career on defense due to injuries at the ILB position...Has appeared in 14 games with three starts and made 32 tackles (27 solo), two sacks and a forced fumble on defense, and also added five stops, a blocked kick and an onside kick recovery on special teams.

►at **San Francisco 49ers (9/8)**: Played on special teams, but did not record any statistics.

►vs. **Washington Redskins (9/15)**: Played on special teams, but did not record any statistics.

►at **Cincinnati Bengals (9/22)**: Tallied a team-high two tackles on special teams, making a pair of stops on the kickoff coverage unit.

►vs. **Detroit Lions (10/6)**: Saw the first scrimmage action of his career, coming on in relief during the second half after both Brad Jones (hamstring) and Robert Francois (Achilles) departed with injuries...Appeared on 17 plays at ILB and finished with one solo tackle.

►at **Baltimore Ravens (10/13)**: Made his first career start at the 'Mack' LB position with Jones sidelined and Francois lost for the season...Turned in an impressive debut outing that included seven tackles (five solo, two for loss) and a QB hit...Made one of his TFLs on the game's second play when he shot through the line and dropped RB Ray Rice for a 2-yard loss...Made another play behind the line on the first play of the second half when he powered through FB Vonta Leach and tackled RB Bernard Pierce for a loss of 3 yards in the backfield...Was also part of an inspired goal line effort in the second quarter that saw the Ravens fail to score despite a first-and-goal from the Green Bay 4-yard line...Capped the series by teaming with CB Micah Hyde and DT Mike Daniels on the crucial fourth-down play to stop Pierce short of the goal line.

►vs. **Cleveland Browns (10/20)**: Received a defensive game ball for his effort in what was his second career start...Saw action on 51 defensive plays and finished with a team-high-tying 14 tackles (11 solo, one for loss) and

his first career sack...Sack came in the third quarter when he blitzed and fought off a block by G Shawn Lauvao to take down QB Brandon Weeden for a 2-yard loss.

▶**at Minnesota Vikings (10/27):** Started his third consecutive game and finished with three tackles (all solo) and recorded a sack for the second week in a row...Sack came in the fourth quarter when he blitzed between RG and RT and burst past G Brandon Fusco, pursuing QB Christian Ponder as he stepped forward in the pocket and dropping him at the line of scrimmage.

▶**vs. Chicago Bears (11/4):** Had a memorable performance on special teams during the game, blocking a punt and recovering the second onside kick of his career, a pair of possession-changing plays that ultimately resulted in 10 points for the Packers...Blocked the punt in the first quarter when he came through the protection and dove to bat P Adam Podlesh's kick that bounced all the way to the Chicago 32-yard line where it was recovered by S Chris Banjo...RB James Starks scored on a 32-yard TD on the first play of the ensuing series to give Green Bay a 10-7 lead...Later made the onside kickoff recovery on a surprise onside attempt that followed the Packers' TD on the opening drive of the second half...The ensuing series culminated with 23-yard FG by K Mason Crosby...On defense, rotated at ILB with a Jones returning from injury, and posted three tackles (all solo).

▶**vs. Philadelphia Eagles (11/10):** Played on special teams and also saw nine snaps on defense, but did not record any statistics.

▶**at New York Giants (11/17):** Played in the game exclusively on special teams, but did not record any statistics.

▶**vs. Minnesota Vikings (11/24):** Played on special teams and also briefly on defense, but did not record any statistics.

▶**at Detroit Lions (11/28):** Suffered a quadriceps injury in the previous week's game that sidelined him during the practice week and forced him to the inactive list on gameday.

▶**vs. Atlanta Falcons (12/8):** Played on special teams and also came on in relief of Jones in the fourth quarter after he'd suffered an ankle injury...Appeared on four defensive plays before suffering a knee injury of his own that knocked him out of the game.

▶**at Dallas Cowboys (12/15):** Played on special teams and also saw time on seven defensive plays, but did not record any statistics.

▶**vs. Pittsburgh Steelers (12/22):** Came on in relief of an injured Jones (ankle) and saw action on 34 defensive plays...Posted three solo tackles and the forced the first fumble of his career, a key turnover play in the third quarter...Punched the ball loose from Steelers' RB Le'Veon Bell on a tackle at the Pittsburgh 3-yard line, where it was recovered by CB Tramon Williams...The Green Bay offense would assume possession and score five plays later on a 2-yard TD run by RB Eddie Lacy to take a 21-17 lead (following PAT).

8 Tim Masthay, P, 4th Year, Kentucky

2013 Season: Established specialist who continues to improve upon his own franchise records and has also undertaken the task of kicking off at times in 2013...Has punted 62 times for 2,774 yards (44.7 avg., 39.7 net), landing 22 inside the 20-yard line...Also has 15 touchbacks on kickoff opportunities and a career-high three special teams tackles through 15 games.

▶**at San Francisco 49ers (9/8):** Started the season strong with a six-punt outing that featured a gross average of 46.2 yards and a net of 44.8...Allowed just two returns for 8 yards (4.0 avg.)...Also undertook kickoff responsibilities for the first time in his career, netting three touchbacks in five attempts and making a solo tackle of CB Perrish Cox on a first-quarter return.

▶**vs. Washington Redskins (9/15):** Punted three times for 121 yards (40.3 avg., 37.3 net), landing one inside the 20-yard line...Also had seven kick-offs, booming four into the end zone for touchbacks.

▶**at Cincinnati Bengals (9/22):** Finished with three punts for 130 yards (43.3 avg. 43.3 net), landing all three inside the 20-yard line and not allowing a return...Also boomed two touchbacks on kickoffs and held for all three of K Mason Crosby's successful FG attempts and all three PATs during the game.

▶**vs. Detroit Lions (10/6):** Had three punts for 141 yards (47.0 avg., 33.7 net), landing one inside the 20-yard line...Drilled a career-high five kickoffs into the end zone for touchbacks...Also held for each of K Mason Crosby's

franchise-record-tying five FGs, featuring makes from 26, 52, 31, 42 and 45 yards.

▶**at Baltimore Ravens (10/13):** Punted six times for 329 yards (54.8 avg., 41.8 net)...Also held for all five of Crosby's FG attempts, including four successful conversions (45, 31, 50, 31 yards), setting a new franchise record for FGs over a two-game span (nine).

▶**vs. Cleveland Browns (10/20):** Had three punts for 90 yards (30.0 avg, 30.0 net), including one landed inside the 20-yard line...Marked his 85th career punt inside the 20, tying with Josh Bidwell for the second-most in franchise history (since 1976), trailing only Craig Hentrich (104).

▶**at Minnesota Vikings (10/27):** Saw his opening kickoff returned for a TD and was relieved of that duty by Crosby for the purpose of directional kicking for the remainder of the game...Did not attempt a punt on the evening, the result of an efficient offense and special teams that produced 44 points on seven scoring drives (four TDs, three FGs) and a punt return TD...Marked the first time since Dec. 17, 1989 (at Chicago), that Green Bay did not attempt a punt during a regular-season game.

▶**vs. Chicago Bears (11/4):** Punted six times for 250 yards (41.7 avg., 37.8 net), landing four inside the 20-yard line and allowing WR Devin Hester just one return during the game...During the game, surpassed Josh Bidwell for the second most punts inside the 20 in team history.

▶**vs. Philadelphia Eagles (11/10):** Had two punts for 96 yards (48.0 avg., 48.0 net), landing one inside the 20...Also held for each of Crosby's four FG attempts, including makes of 26 and 35 yards.

▶**at New York Giants (11/17):** Punted four times for 180 yards (45.0 avg., 37.0 net), landing one inside the 20...Drew a running-into-the-kicker penalty on WR Louis Murphy in the third quarter that moved the Packers into a fourth-and-7...The punt team attempted a direct-snap fake to S M.D. Jennings on the following play that came up a yard short of the first down...Also held for both of Crosby's successful FG attempts, including his 57-yarder as time expired in the first half, the longest outdoor FG in franchise history and the longest in the history of MetLife Stadium.

▶**vs. Minnesota Vikings (11/24):** Totaled a season-high eight punts for 326 yards (40.8 avg., 40.8 net), landing three inside the 20-yard line...Had a punts downed at the Minnesota 2 and 4-yard lines during the game...Also held for Crosby's game-tying and go-ahead FGs late in the fourth quarter and in overtime, helping him surpass the 100-point mark for the seventh consecutive season (2007-13), the second most of the sort in team history.

▶**at Detroit Lions (11/28):** Punted six times for 287 yards (47.8 avg., 40.2 net), landing two inside the 20-yard line.

▶**vs. Atlanta Falcons (12/8):** Had three punts for 142 yards (47.3 avg., 44.7 net), landing two inside the 20-yard line...Delivered his season-long 62-yarder at a critical point in the fourth quarter as the Packers clung to a 22-21 lead with just under a minute remaining...The punt bounced to the Atlanta 1-yard line, where CB Robert McClain picked it up and returned it to the 9, forcing Atlanta to have to drive into FG range with only :44 left on the clock...Also held for each of Crosby's three successful FG attempts, as he set the new NFL record for most points scored by a player in his first seven seasons in the league (previous record was 874), four of which have come with Masthay handling the holding duties.

▶**at Dallas Cowboys (12/15):** Punted four times for 197 yards (49.3 avg., 42.5 net), landing one inside the 20-yard line...Also held for Crosby's successful 57-yard FG try in the first quarter, tied for the second-longest FG in franchise history and his fifth of the season from 50 yards and beyond...Crosby now holds the five longest FGs in franchise history and all of them have been placed by Masthay.

▶**vs. Pittsburgh Steelers (12/22):** Had five punts for 208 yards (41.6 avg., 33.4 net), landing one inside the 20-yard line...The punt inside the 20 marked the 100th such kick of his career, joining him with Craig Hentrich (104, 1994-97), as the only two Green Bay punters (since 1976) to place 100-plus punts inside the 20...Also posted his third special teams tackle of the season, taking down WR Antonio Brown near the sideline following a 41-yard punt return in the second quarter.

52 Clay Matthews, LB, 5th Year, Southern California

2013 Season: Standout defender who has delivered his typically impactful performances when available during what was an injury-plagued first half of the season...Started each of the first four games at ROLB, but was forced from the Week 3 contest at Cincinnati before halftime with a hamstring injury and later a broken thumb in the team's Week 5 game vs. Detroit...Missed the Week 6-9 games in an effort to allow the thumb to heal properly and returned for the team's Week 10 matchup vs. Philadelphia, wearing a protective club cast on his hand...Appeared in the next six games with a less restrictive cast, but re-aggravated the injury in the team's Week 16 contest vs. Pittsburgh...For the season, has posted 50 tackles (30 solo), a team-high 7½ sacks, three forced fumbles and three passes defended.

▶**at San Francisco 49ers (9/8):** Delivered an impactful performance, seeing time on 71 defensive plays and posting a career-high 10 tackles (eight solo), including three for loss and a sack...First TFL came on San Francisco's second drive when he shot inside of FB Bruce Miller and buried RB Kendall Hunter for a 7-yard loss...First sack of the season came late in the second quarter when he rushed to the inside of the protection and beat LG Mike Lupati to take down QB Colin Kaepernick for a 6-yard loss...Dropped Kaepernick again in the third quarter when he once again exploded off the ball unblocked and stopped him for a 7-yard loss in the backfield on a designed QB run.

▶**vs. Washington Redskins (9/15):** Appeared on 55 plays and finished with four tackles (one solo, one for loss) and two QB hits...Tackle for loss came when he chased RB Alfred Morris from the backside on a running play and teamed with DE Mike Daniels to drop him for a 1-yard loss.

▶**at Cincinnati Bengals (9/22):** Rebounded from an unusually quiet outing the previous week to make a significant impact in a performance that was shortened due to injury...Finished with two tackles (both solo, both for loss), a sack and a career-high two forced fumbles (that were recovered by the Packers) despite exiting the game just before halftime with a hamstring injury...First forced fumble came on a third-and-1 play with the Packers trailing 14-3 in the second quarter...The Bengals attempted a running play to the opposite side off of RT, but Matthews read the play and exploded down the line unblocked, flying in to nail RB BenJarvus Green-Ellis and jar the ball loose, where it was recovered by S M.D. Jennings and returned 24-yards for a TD...Triggered his first sack-fumble of the season on the Bengals' next drive when he surged upfield against LT Andrew Whitworth before coming back toward the pocket to drill QB Andy Dalton and knock the ball out, where it was recovered by LB Brad Jones...His pair of turnovers resulted in 10 points amidst a 30-point unanswered stretch by Green Bay in the second and third quarters.

▶**vs. Detroit Lions (10/6):** Started and appeared on 42 defensive plays before departing in the third quarter with a thumb injury...Finished with six tackles (three solo), his third sack of the season and a pass defended...Suffered the injury on the sack play when he came free off the edge and dropped QB Matthew Stafford for a 12-yard loss.

▶**at Baltimore Ravens (10/13):** Underwent surgery to repair his thumb following the Lions game and was inactive on gameday.

▶**vs. Cleveland Browns (10/20) - vs. Chicago Bears (11/4):** Inactive.

▶**vs. Philadelphia Eagles (11/10):** Returned to action during the practice week, wearing a protective club cast on his right hand as the thumb continued to heal...Started the game at ROLB and appeared on 36 defensive plays, but was noticeably affected by the immobility of his hand...Finished with three tackles (one solo).

▶**at New York Giants (11/17):** Started the game and played 58 snaps with increased effectiveness due to a significantly reduced cast on his right hand...Finished with four tackles (two solo), a sack, two passes defended and both a QB hit and a pressure...Set the tone for his play on the game's first play when he set the edge against TE Bear Pascoe and buried RB Andre Brown for a 3-yard loss in the backfield...Both of his passes defended came on balls batted at the line of scrimmage, including one that forced WR Hakeem Nicks to catch the deflection behind the line and led to a TFL for CB Tramon Williams...Sack came on a third down in the fourth quarter when he lined up over RG and fought his way toward the middle of the pocket to drop QB Eli Manning for a 7-yard loss, forcing a punt.

▶**vs. Minnesota Vikings (11/24):** Posted his first multi-sack outing of the

season, playing once again with a less restrictive cast over his recovering right thumb...Finished with six tackles (four solo, two for loss), two sacks and three QB hits...Had his first sack on the Vikings' first possession of the game, dropping QB Christian Ponder for an 8-yard loss, to force a third-and-long that ultimately resulted in a punt...Second sack came later in the first quarter, this on a third-down play, when he took down Ponder for a 1-yard loss that forced the Vikings to attempt a FG.

▶**at Detroit Lions (11/28):** Started at ROLB and appeared on 57 plays, finishing with five tackles (three solo) and a forced fumble...The turnover play likely took points of the board early in the game when he stripped RB Reggie Bush at the Green Bay 9-yard line on the Lions' opening drive and the fumble was recovered by S Morgan Burnett.

▶**vs. Atlanta Falcons (12/8):** Appeared on 54 defensive plays, posting four tackles (two solo), four QB hits and a pressure.

▶**at Dallas Cowboys (12/15):** Saw action on 68 defensive plays and posted three tackles (one solo), a half-sack, five QB hits and a pressure...Notched the half-sack late in the third quarter when he rushed from the middle of the defense and surged through a large opening between LG and LT, chasing down QB Tony Romo and teaming with DE Datone Jones to drop him for a 13-yard loss...Later in the fourth quarter, crashed toward the QB on a run fake, missing the sack but creating enough pressure to rush the play and force Romo to misfire on a throw that was intercepted by CB Sam Shields and set up the Packers' game-winning TD drive.

▶**vs. Pittsburgh Steelers (12/22):** Started and appeared on 21 defensive plays before re-injuring his thumb on a second-quarter sack of QB Ben Roethlisberger, one that forced him from the game...The sack was the 50th of his career as he became just the fifth player in franchise history to hit the half-century mark...Finished with three tackles (all solo, one for loss) and the sack.

55 Andy Mulumba, LB, Rookie, Eastern Michigan

2013 Season: One of three non-drafted free agents to make the opening-day roster in 2013, joining S Chris Banjo and G Lane Taylor...A collegiate DE who has undertaken the conversion to OLB in the Packers' 3-4 defensive front, he has played in 13 games with two starts and posted 28 tackles (11 solo) and a fumble recovery on defense and five stops on special teams...Sustained an ankle injury in the team's Week 9 contest vs. Chicago and was inactive for the ensuing two games.

▶**at San Francisco 49ers (9/8):** Made his professional debut on special teams, but did not record any statistics.

▶**vs. Washington Redskins (9/15):** Played on special teams, recording his first career coverage tackle on the punt team...Also saw his first action from scrimmage, appearing on eight defensive plays in the second half and recording an assisted tackle.

▶**at Cincinnati Bengals (9/22):** Participated on special teams, recording a solo tackle as a member of the kickoff coverage unit.

▶**vs. Detroit Lions (10/6):** Appeared on both defense and special teams...Entered the OLB rotation in the second half after LB Clay Matthews suffered a thumb injury and did not return...Appeared on 17 defensive plays and finished with a season-high three tackles (two solo)...Also tallied another special teams tackle as a member of the kickoff coverage unit.

▶**at Baltimore Ravens (10/13):** Saw extended action with Matthews sidelined with the thumb injury, appearing on 37 defensive plays and recording four tackles (three solo) and a pressure.

▶**vs. Cleveland Browns (10/20):** With injuries to Matthews and fellow OLB Nick Perry (foot), started his first career game, opening the contest at LOLB...Appeared on 60 plays and posted an assisted tackle.

▶**at Minnesota Vikings (10/27):** Saw action on 14 defensive plays and posted one solo tackle and a QB hit.

▶**vs. Chicago Bears (11/4):** Started at ROLB...Appeared on 21 defensive plays, recording an assisted tackle...Suffered an ankle injury in the first half and did not return.

▶**vs. Philadelphia Eagles (11/10):** Was limited during the practice week due to the ankle injury and was inactive on gameday.

▶**at New York Giants (11/17):** Was again limited throughout the practice week and was inactive on gameday.

▶**vs. Minnesota Vikings (11/24):** Practiced more rigorously during the week

and returned to the active lineup on gameday...Played on defense and special teams...Finished with four tackles (two solo) and was involved in the first turnover play of his career when he recovered a fumble by RB Adrian Peterson in the second quarter that had been ripped loose by LB A.J. Hawk.

▶**at Detroit Lions (11/28):** Part of the rotation at OLB with Perry returning to the lineup...Played on 24 defensive snaps and posted five tackles (one solo)...Also contributed a tackle as a member of the kickoff coverage team.

▶**vs. Atlanta Falcons (12/8):** Played in the game on special teams, but did not record any statistics.

▶**at Dallas Cowboys (12/15):** Played on special teams and also saw action on nine defensive snaps, finishing with one assisted tackle.

▶**vs. Pittsburgh Steelers (12/22):** Saw extended action after Matthews exited with a thumb injury in the second quarter and did not return...Responded well to the increased playing time and posted a season-high six tackles (four solo).

96 Mike Neal, DE/LB, 4th Year, Purdue

2013 Season: Multi-talented power player who began the 2013 season in a DE/OLB hybrid role that has him lining up in various places across the defensive front...Has seen the majority of his playing time as an OLB, having played in all 15 games with nine starts (at LOLB) and registered career highs in tackles (54), solo tackles (33) and sacks (five), and has also posted a forced fumble, his first career INT and a pass defensed.

▶**at San Francisco 49ers (9/8):** Saw split action in his debut role as a hybrid OLB/DE, ultimately appearing on 45 defensive plays and finishing with a career-high seven tackles (two solo).

▶**vs. Washington Redskins (9/15):** Saw 33 snaps split almost evenly between the two positions and finished with three tackles (two solo) and also posted the first INT of his career...INT of QB Robert Griffin III came late in the second quarter when he carried TE Logan Paulsen down the seam before passing him to the safety...Turned back to see a ball carrom off of the hands of WR Joshua Morgan and into the air where he collected it and returned it 5 yards.

▶**at Cincinnati Bengals (9/22):** Saw action on 35 plays between the two positions and finished with two tackles (one solo).

▶**vs. Detroit Lions (10/6):** Had his finest performance as a pro, earning a defensive game ball after making his first career start at OLB and posting a career-high eight tackles (five solo, three for loss) and his first sack of the season...Beat RT Jason Fox on the Lions' two-minute drive before halftime, dropping QB Matthew Stafford for a 4-yard loss.

▶**at Baltimore Ravens (10/13):** Started at LOLB and played extensively with fellow OLB Clay Matthews sidelined with a thumb injury...Appeared on 51 defensive plays and was credited with a QB hit.

▶**vs. Cleveland Browns (10/20):** Saw action on 34 defensive plays and was credited with a QB hit and a pressure.

▶**at Minnesota Vikings (10/27):** With both Matthews and fellow OLB Nick Perry (foot) remaining sidelined, he started at LOLB and appeared on 42 plays, finishing with two tackles (both solo) and both a QB hit and a pressure.

▶**vs. Chicago Bears (11/4):** Started at LOLB and finished with six tackles (three solo) and two QB hits.

▶**vs. Philadelphia Eagles (11/10):** Started at LOLB and appeared on 38 plays, finishing with three solo tackles.

▶**at New York Giants (11/17):** Started at LOLB and sat action on 50 plays, tallying four tackles (two solo, one for loss) and his second sack of the season...Sack came in the fourth quarter when he made a rare appearance in a two-point stance as one of two down linemen in one of the sub-defenses...Ripped his way around the left edge past LT Will Beatty and dropped QB Eli Manning for a 6-yard loss to force a punt.

▶**vs. Minnesota Vikings (11/24):** Turned in one of his most productive outings of the season, finishing with five tackles (four solo, three for loss), a sack and a QB hit during the game...Took down QB Christian Ponder for 5-yard loss on a broken play on the Vikings first possession...Later recorded the sack on a third down in the fourth quarter when he dropped Ponder for minus-1 to force a punt, giving the Packers a final possession to successfully tie the game and send it to overtime.

▶**at Detroit Lions (11/28):** Started at LOLB and tallied four tackles (two solo).

▶**vs. Atlanta Falcons (12/8):** Did not start the game, but rotated with Matthews and Perry and saw action on 34 plays, finishing with three tackles (one solo), including a sack/fumble that was one of the game's most impactful plays...Recorded the sack on the third play of the fourth quarter with the Packers trailing 21-16...Set up RT Ryan Schraeder to the outside, but worked back toward the pocket where he hit QB Matt Ryan, dislodging the ball where it was recovered by DE Johnny Jolly at the Atlanta 21-yard line...The Green Bay offense would convert the turnover into a TD four plays later on a pass from QB Matt Flynn to TE Andrew Quarless to give the Packers a 22-21 lead, the game's final score.

▶**at Dallas Cowboys (12/15):** Rotated in on 44 defensive plays, seeing time both at OLB and in a handful of rushes from an interior DL position...Finished with two tackles (both solo), a sack and two QB hits...Tallied his career-high fifth sack of the season in the fourth quarter when he fought away from RT Doug Free on an extended play and pursued QB Tony Romo before dropping him for a 2-yard loss.

▶**vs. Pittsburgh Steelers (12/22):** Started at LOLB and saw action on 49 plays, finishing with five solo tackles.

87 Jordy Nelson, WR, 6th Year, Kansas State

2013 Season: Sixth-year veteran wideout who has bounced back from an injury-plagued 2012 season to re-establish himself as the difference-making downfield force he was during his breakout 2011 campaign...Has started each of the first 15 games and leads the team with a career-high 75 catches, 1,153 receiving yards (15.4 avg.), and eight TDs.

▶**at San Francisco 49ers (9/8):** Despite missing all but one series of the preseason due to injury, he opened the regular season in stride, tying for a team high with seven catches for 130 yards (18.6 avg.) and a TD...Marked his 10th career 100-yard receiving game and the yardage output was his second highest ever in the regular season...Scored on an 8-yard slant from QB Aaron Rodgers late in the third quarter to tie the game at 21-21...Highlight catch came in the fourth quarter when he extended out over the sideline and kept both feet in bounds to secure a 37-yard pass from Rodgers at the San Francisco 13-yard line...The offense would score a TD four plays later to give Green Bay its first lead, 28-24.

▶**vs. Washington Redskins (9/15):** Had an efficient and impactful performance, contributing three catches for 66 yards (22.0 avg.) and two TDs in the 38-20 victory...Caught his first TD in the second quarter when he beat CB DeAngelo Hall on a skinny post to the end zone on a third-and-goal play from the 14-yard line...Second TD came in the third quarter when he twisted his body in the air to leap and secure a high back-shoulder throw by Rodgers in the end zone from 15 yards out, extended the Packers' lead to 31-0 (following PAT)...Also had his game-long 37-yard catch in the third quarter when he beat CB David Amerson down the sideline and hauled in the pass despite a defensive pass interference penalty on the play, setting up RB James Starks' 32-yard TD run on the ensuing play.

▶**at Cincinnati Bengals (9/22):** Had another productive day, finishing with team highs in both receptions (eight) and receiving yards (93)...Made another acrobatic sideline catch, this time on a 30-yard pass from Rodgers in the third quarter after getting behind CB Terence Newman and twisting his body to get both feet down in bounds...Set up a 7-yard TD pass from Rodgers to WR James Jones two plays later that extended the Green Bay lead to 30-14.

▶**vs. Detroit Lions (10/6):** Posted five catches for 82 yards (16.4 avg.)...Four of his catches moved the chains for first downs and his long grab of 31 yards came in the fourth quarter and was yet another acrobatic play along the sideline that saw him get both feet down in bounds in front of CB Rashean Mathis.

▶**at Baltimore Ravens (10/13):** Was the last man standing after fellow starting WRs Randall Cobb and James Jones departed with knee injuries before halftime, making his participation and contribution even more significant...Finished the game with four catches for a game-high 113 yards (28.3 avg.), highlighted by a 64-yard TD pass from Rodgers that helped put the game out of reach late in the third quarter...Made his first catch before half-time, beating CB Lardarius Webb to the inside on a 34-yard catch-and-run late in the second quarter...On the TD, gained an inside release and sped

past Webb who had played up on a play-action run fake to the opposite side of the field...Raced into the secondary past both safeties and caught a perfectly placed throw from Rodgers at the Ravens' 10-yard line, going into the end zone to extend the lead to 16-3 (following PAT).

►vs. **Cleveland Browns (10/20)**: With both Cobb and Jones sidelined, started and appeared on 66 offensive plays, making five catches for 42 yards (8.4 avg.) and a TD...Found himself matched against emerging CB Joe Haden for most of the game...Caught a 1-yard TD pass on a slant in front of Haden in the fourth quarter that extended the Green Bay lead to 24-6 (following PAT).

►at **Minnesota Vikings (10/27)**: Delivered an outstanding performance on the road against the division rivals in primetime, making a game-high seven catches for 123 yards (17.6 avg.) and two TDs...First TD capped the offense's opening drive of the game, a 14-play, 90-yard march that answered the Vikings' return of the opening kickoff for a TD...On the play, ran a corner route from the right slot against CB Josh Robinson, catching a contested pass in the back of the end zone and getting both feet down as he went to the ground...Scored again in the second quarter on a third-and-6 from the Packers' 24-yard line...Again lined up in the right slot and released free down the seam where he caught a quick throw from Rodgers at the 33, breaking a tackle by LB Chad Greenway and cutting across the secondary with the ball, getting away from S Andrew Sendejo and continuing down the sideline for a 76-yard TD.

►vs. **Chicago Bears (11/4)**: Posted four catches for a team-high 67 yards (16.8 avg.).

►vs. **Philadelphia Eagles (11/10)**: Started the game and finished with six catches for 56 yards (9.3 avg.)...Faced the challenge of QB Aaron Rodgers being sidelined (collarbone), and saw No. 2 Seneca Wallace start the game, but exit following the opening drive with a groin injury...Caught passes from reserve QB Scott Tolzien, who was making his NFL debut...Had what looked like a 7-yard TD ruled incomplete in the end zone in the fourth quarter as an official review determined he did not complete the catch as he went to the ground.

►at **New York Giants (11/17)**: Posted a team-high eight catches and a game-high 117 yards (14.6 avg.), his fourth 100-yard outing of the season...Game-long 29-yard catch came in the third quarter when he beat CB Terrell Thomas out of the right slot down the sideline and extended himself to haul in the pass over his shoulder...Contributions helped Tolzien post the most passing yards (339) by a QB in his first career start in franchise history.

►vs. **Minnesota Vikings (11/24)**: Finished with four catches for 58 yards (14.5 avg.).

►at **Detroit Lions (11/28)**: Had his quietest game of the season as the offense struggled in protection and failed to sustain drives...Finished with two catches for 14 yards (7.0 avg.).

►vs. **Atlanta Falcons (12/8)**: Started the game and posted four catches for a game-high 85 yards (21.3 avg.)...Surpassed the 1,000-yard receiving mark during the game, the second time he has achieved the feat in his career...Ran an out-and-up double move early in the third quarter to get behind CB Robert Alford and catch a game-long 46-yard bomb from QB Matt Flynn...Gave the Packers a first down at the Atlanta 22-yard line on a drive that culminated with a 33-yard FG by K Mason Crosby.

►at **Dallas Cowboys (12/15)**: Finished with five catches for 61 yards (12.2 avg.) and his eighth TD of the season...The TD was the Packers' first of the game and the first of five consecutive TD drives the offense produced in the second half...On the play, jumped in the end zone and reached over the head of CB Orlando Scandrick and collected the ball on what would have otherwise been an INT.

►vs. **Pittsburgh Steelers (12/22)**: Posted three catches for 46 yards (15.3 avg.)...His 31-yard catch in the fourth quarter was his 16th of the season of 25 or more yards, tying for the most by a Packer since 1994 (himself in 2011 and Greg Jennings in 2010).

74 Marshall Newhouse, T, 4th Year, Texas Christian

2013 Season: Experienced OL who serves as the top backup at both tackle positions on the offensive line...Appeared in 13 games, with two starts (at RT)...Played predominantly as a member of the placement protection units on special teams early in the season before first appearing at

RT during the second half of the team's Week 9 contest vs. Chicago and then starting the Week 11-12 game at the N.Y. Giants and vs. Minnesota.

►at **San Francisco 49ers (9/8)**: Played in the game on special teams.

►vs. **Washington Redskins (9/15)**: Played on special teams.

►at **Cincinnati Bengals (9/22)**: Played on special teams.

►vs. **Detroit Lions (10/6)**: Played on special teams, including the FG protection unit that helped block for K Mason Crosby's franchise-record-tying five FGs during the game.

►at **Baltimore Ravens (10/13)**: Part of the protection unit on the placement team once again, helping to protect for each of Crosby's five FG attempts, including four conversions that helped him set the franchise record for the most successful FGs over a two-game stretch (nine).

►vs. **Cleveland Browns (10/20)**: Played on special teams, but also appeared on one snap as an extra blocker on offense.

►at **Minnesota Vikings (10/27)**: Appeared on special teams and also saw five plays as an extra blocker on offense.

►vs. **Chicago Bears (11/4)**: Entered the game at RT in the second half after starting RG T.J. Lang exited the game with a concussion...Marked his most extended playing time on offense to this point in the season.

►vs. **Philadelphia Eagles (11/10)**: Was once again thrust into action after C Evan Dietrich-Smith departed with a knee injury in the second quarter...The injury moved Lang to C, RT Don Barclay inside to RG and Newhouse into the game at RT...Appeared on 42 offensive snaps.

►at **New York Giants (11/17)**: With Barclay sidelined by a knee injury suffered in the fourth quarter the previous week and ultimately inactive, he took all of the practice reps with the first-team offense and started the game at RT, appearing on all 54 offensive plays.

►vs. **Minnesota Vikings (11/24)**: Helped block for an offense that produced 494 yards on 89 offensive plays (5.6 avg.)...The run-blocking unit was especially productive as the offense rolled up 196 yards on 34 rushing attempts (5.8 avg.), the second highest output on the ground for the Packers through the season's first 11 games...Saw RB Eddie Lacy carry 25 times for 110 yards (4.4 avg.) and a TD...Also helped protect QB Matt Flynn who came on in the second half and completed 21 of 36 attempts for 218 yards and a TD without being sacked.

►at **Detroit Lions (11/28)**: Came into the game in the second quarter after Dietrich-Smith again departed with a knee injury...Saw action at RG with Lang shifting over to C and played there until he was relieved by G Lane Taylor late in the game.

►vs. **Atlanta Falcons (12/8)**: Was a full participant in practice during the week, but arrived sick on gameday and was relegated to the inactive list...Snapped a streak of 47 consecutive games played (including playoffs) dating back to the 2011 regular-season opener.

►at **Dallas Cowboys (12/15)**: Returned to the lineup, appearing on special teams.

►vs. **Pittsburgh Steelers (12/22)**: Played on special teams and also saw two snaps as an extra blocker on offense, including a 1-yard TD run by FB John Kuhn in the fourth quarter.

25 James Nixon, CB, 1st Year, California (Pa.)

2013 Season: Young speedster who was signed to the active roster from the Green Bay practice squad, Oct. 7...Made his NFL debut on special teams in the club's Week 6 contest at Baltimore...Suffered a knee injury in the team's Week 11 game at the N.Y. Giants that forced him to have surgery and be placed on season-ending injured reserve, Nov. 23.

►at **Baltimore Ravens (10/13)**: Made his NFL debut on special teams, but did not record any statistics.

►vs. **Cleveland Browns (10/20)**: Played on special teams and made his first career coverage tackle as a member of the punting unit.

►at **Minnesota Vikings (10/27)**: Inactive.

►vs. **Chicago Bears (11/4)**: Inactive.

►vs. **Philadelphia Eagles (11/10)**: Inactive.

►at **New York Giants (11/17)**: Returned to the gameday lineup with both Casey Hayward and Sam Shields inactive due to hamstring injuries...Played on special teams, but suffered a knee injury in the second quarter and did not return.

51 Nate Palmer, LB, Rookie, Illinois State

2013 Season: Newcomer who continues to make the transition from collegiate DE to professional OLB in the Packers' 3-4 defensive front...Has appeared in seven games with two starts and posted 18 tackles (12 solo).

▶**at San Francisco 49ers (9/8):** Inactive.

▶**vs. Washington Redskins (9/15):** Inactive.

▶**at Cincinnati Bengals (9/22):** Made his NFL debut on special teams, but did not record any statistics.

▶**vs. Detroit Lions (10/6):** Inactive.

▶**at Baltimore Ravens (10/13):** Returned to the lineup with starting OLB Clay Matthews (thumb) sidelined, appearing on special teams and also seeing the first scrimmage action of his career...Appeared on eight defensive plays, but did not record any statistics.

▶**vs. Cleveland Browns (10/20):** Was pressed into starting duty with both Matthews and Nick Perry (foot) inactive for the game...Made his first career start at ROLB and faced the difficult challenge of squaring off with perennial Pro Bowl LT Joe Thomas for most of the game...Finished with six tackles (three solo), two pressures and a QB hit.

▶**at Minnesota Vikings (10/27):** Started for the second consecutive week at ROLB, seeing time on 38 plays and finishing with one assisted tackle and a QB hit.

▶**vs. Chicago Bears (11/4):** Saw extended action in the second half after fellow OLB Andy Mulumba suffered an ankle injury and was removed from the game...Finished with seven tackles (six solo, one for loss) and a QB hit.

▶**vs. Philadelphia Eagles (11/10):** Was again part of the rotation at OLB, seeing time on 24 defensive plays and recording three solo tackles).

▶**at New York Giants (11/17):** Played on both defense and special teams...Saw 19 snaps on defense and posted an assisted tackle.

▶**vs. Minnesota Vikings (11/24):** With Mulumba returning to the gameday lineup, he was relegated to the inactive list for the fourth time.

▶**at Detroit Lions (11/28):** Inactive.

▶**vs. Atlanta Falcons (12/8):** Inactive.

▶**at Dallas Cowboys (12/15):** Inactive.

53 Nick Perry, LB, 2nd Year, Southern California

2013 Season: Top draft choice in 2012 who suffered a foot injury in the team's Week 6 contest at Baltimore that stunted what appeared to be marked progress in his second season...Flashed an improved pass rush array in the season's early going...For the season, has appeared in 10 games with six starts and posted 39 tackles (21 solo), a career-high four sacks, three forced fumbles and a pass defensed.

▶**at San Francisco 49ers (9/8):** Returned to action and started his second consecutive season opener at LOLB, participating on 51 plays and posting four tackles (three solo).

▶**vs. Washington Redskins (9/15):** Posted four tackles (two solo) and the first pass defensed of his career...Capped a second-quarter rush by deflecting on a pass at the line of scrimmage that fell incomplete on third down and forced a Redskins punt.

▶**at Cincinnati Bengals (9/22):** Started at LOLB and participated on 47 plays, finishing with five tackles (two solo).

▶**vs. Detroit Lions (10/6):** Appeared on 39 defensive plays and delivered his most impactful performance as a pro, earning one of the defensive game balls after tallying five tackles (three solo, two for loss), a career-high two sacks and a forced fumble during the game...On his first sack, ripped his way underneath LT Riley Reiff, fighting his way through to drop QB Matthew Stafford for a 7-yard loss...Second sack included the forced fumble when he again fought past Reiff and stripped Stafford, though the ball was recovered by the Lions for a 9-yard loss.

▶**at Baltimore Ravens (10/13):** Started at ROLB with veteran OLB Clay Matthews sidelined due to a thumb injury...Appeared on 33 plays and finished with six tackles (five solo), a sack and a forced fumble...Sack came just before halftime when he ripped his way past LT Eugene Monroe and stripped QB Joe Flacco of the ball from behind...The ball was recovered by DE Datone Jones, who managed a 20-yard return to set up a 31-yard FG by K Mason Crosby on the final play of the first half.

▶**vs. Cleveland Browns (10/20):** Missed the practice week after what was announced as a foot injury suffered in the game at Baltimore...Was inactive

on gameday.

▶**at Minnesota Vikings (10/27):** Returned to practice late in the week, but was ultimately inactive for the game.

▶**vs. Chicago Bears (11/4):** Inactive.

▶**vs. Philadelphia Eagles (11/10):** Returned to the gameday lineup in a rotation at OLB...Appeared on 18 plays and posted two tackles (one solo).

▶**at New York Giants (11/17):** Aggravated the foot injury during the Philadelphia game and did not participate during the week of practice, once again landing on the inactive list for the game.

▶**vs. Minnesota Vikings (11/24):** Inactive.

▶**at Detroit Lions (11/28):** Returned to practice during the week and was back in the lineup for his first-ever professional contest in his hometown...Appeared on 40 defensive plays and posted seven tackles (two solo), including a sack that caused a forced fumble that was returned for a TD...On the sack, beat LT Riley Reiff around the corner and stripped QB Matthew Stafford at the Detroit 12-yard line...The ball caromed backward before being picked up by S Morgan Burnett at the 1 and carried into the end zone for the score.

▶**vs. Atlanta Falcons (12/8):** Started at LOLB and saw time on 33 plays, finishing with five tackles (two solo), two QB hits and two pressures.

▶**at Dallas Cowboys (12/15):** Started the game and rotated in on 27 defensive plays, finishing with a solo tackle.

▶**vs. Pittsburgh Steelers (12/22):** Rotated in on 22 plays, but did not record any statistics.

79 Ryan Pickett, DE, 13th Year, Ohio State

2013 Season: Veteran DL in his 13th NFL season and eighth in Green Bay as a primary run-stuffer and unsung leader on the defensive line...Has started each of the team's 15 games and posted 42 tackles (16 solo) and two passes defensed.

▶**at San Francisco 49ers (9/8):** Started at NT and helped set the tone for what was a strong showing up front for the run defense...Contributed five tackles (two solo) and consistently tied up blockers as the Packers' front limited San Francisco to 90 yards rushing on 34 attempts (2.6 avg.) during the game.

▶**vs. Washington Redskins (9/15):** Started and appeared on 16 plays...Tallied his first pass defensed of the season when he deflected a ball at the line of scrimmage in the first quarter.

▶**at Cincinnati Bengals (9/22):** Appeared on 25 plays and posted three tackles (one solo) and his second pass defensed in as many weeks...Batted a QB Andy Dalton pass down at the line of scrimmage, giving him more pass break-ups in three games of 2013 than he had in all of 2012.

▶**vs. Detroit Lions (10/6):** Started and saw time on 21 plays, finishing with three tackles (one solo).

▶**at Baltimore Ravens (10/13):** Started and saw action on 21 plays, recording two assisted tackles and helping to lead a run defense that yielded just 47 yards on 22 attempts (2.1 avg.) during the game.

▶**vs. Cleveland Browns (10/20):** Started and appeared on 26 plays, finishing with two assisted tackles as part of a run defense that limited the Browns to 83 yards on 23 rushing attempts (3.6 avg.).

▶**at Minnesota Vikings (10/27):** Started at NT and appeared on 16 plays, posting four tackles (one solo), including a no-gain stop of RB Adrian Peterson on a second-quarter carry...Part of a run defense that helped limit Peterson to 60 yards on 13 attempts (4.6 avg.).

▶**vs. Chicago Bears (11/4):** Started at NT and finished with four tackles (three solo).

▶**vs. Philadelphia Eagles (11/10):** Appeared on 21 plays, but did not record any statistics.

▶**at New York Giants (11/17):** Started at NT and saw time on 36 plays, posting three assisted tackles in the run game and helping to hold the Giants to 78 rushing yards on 24 attempts (3.3 avg.).

▶**vs. Minnesota Vikings (11/24):** Posted six tackles (two solo).

▶**at Detroit Lions (11/28):** Started at NT and appeared on 41 plays, posting five tackles (one solo).

▶**vs. Atlanta Falcons (12/8):** Finished with three tackles (all solo), contributing to a run defense that held Atlanta to 83 yards on 23 rushing attempts (3.6 avg.) during the game.

► **at Dallas Cowboys (12/15):** Saw action on 35 plays finished with two solo tackles.

► **vs. Pittsburgh Steelers (12/22):** Started at NT and saw time on 34 plays, but did not record any statistics.

81 Andrew Quarless, TE, 4th Year, Penn State

2013 Season: Versatile TE who has returned to action after missing the entire 2012 season as he continued his rehabilitation from a significant knee injury...Has played in all 15 games with nine starts, contributing as a blocker both in-line and out of the backfield, and also in the receiving game, where he has 30 catches for 281 yards (9.4 avg.) and two TDs, all of which are career highs.

► **at San Francisco 49ers (9/8):** Played in the game on both offense and special teams, but did not record any statistics.

► **vs. Washington Redskins (9/15):** Started the game as the lone TE and appeared on 33 plays, contributing in both the running and passing games...Made a 7-yard reception in the second quarter, his first reception since Dec. 4, 2011, at the N.Y. Giants...Also made a key block on James Starks' 32-yard TD run in the third quarter...On the play, lined up in the backfield and lead through the hole, clearing LB Perry Riley Jr. and freeing Starks to the second level on a TD that would extend the Green Bay lead to 38-7.

► **at Cincinnati Bengals (9/22):** Saw extended action after starter Jermichael Finley departed following the opening offensive series with a concussion, appearing on 43 plays and making three catches for 21 yards (7.0 avg.).

► **vs. Detroit Lions (10/6):** Played on both offense and special teams, but did not record any statistics.

► **at Baltimore Ravens (10/13):** Made marked contributions as a blocker during the hard-fought victory...Stayed in as part of the protection unit and blocked DT Arthur Jones on QB Aaron Rodgers' 64-yard TD pass to WR Jordy Nelson late in the third quarter...As a lead blocker in the run game, also walled off DT Haloti Ngata on a 17-yard run by RB Eddie Lacy earlier in the game.

► **vs. Cleveland Browns (10/20):** Started as part of a two-TE set and appeared on 35 offensive plays, but did not record any statistics.

► **at Minnesota Vikings (10/27):** Was pressed into starting duty with TE Jermichael Finley sidelined with a neck injury suffered late in the game against Cleveland the week before...Had one of his more productive outings of the season in both the run and pass game, seeing time on 52 plays...Made two catches for 13 yards (6.5 avg.).

► **vs. Chicago Bears (11/4):** Started at TE and finished with a team-leading five catches for 34 yards (6.8 avg.).

► **vs. Philadelphia Eagles (11/10):** Finished with one catch for 8 yards.

► **at New York Giants (11/17):** Started at TE and finished with two catches for 18 yards (9.0 avg.)...Long catch of 19 yards was an impressive one-handed grab near the sideline in the third quarter that he advanced for a first down.

► **vs. Minnesota Vikings (11/24):** Recorded a pair of receptions for 22 yards (11.0 avg.).

► **at Detroit Lions (11/28):** Made one catch for 7 yards.

► **vs. Atlanta Falcons (12/8):** Had what was arguably his finest game as a pro, setting new career highs with six catches and 66 receiving yards (11.0 avg.) and a TD...Scored what was ultimately the game-winning TD with 12:01 remaining in the fourth quarter, catching a back-shoulder throw from QB Matt Flynn in the end zone, a 2-yard strike that gave the Packers a 22-21 advantage...Marked the second TD of his career and first since Oct. 24, 2010, vs. Minnesota.

► **at Dallas Cowboys (12/15):** Was a critical part of the offense for the second consecutive week, equaling his totals of the previous week and finishing with six catches for 66 yards (11.0 avg.) and a TD once again...Three of his catches converted crucial third-down opportunities to extend drives in the second half and his TD came late in the third quarter on a 3-yard slant in front of S Jeff Heath...Also drew a defensive pass interference flag against S Barry Church on the Packers' final scoring drive, giving the offense a first-and-10 from the Dallas 13-yard line with 1:50 remaining.

► **vs. Pittsburgh Steelers (12/22):** Started at TE and finished with one catch for 19 yards.

90 B.J. Raji, DT, 5th Year, Boston College

2013 Season: Veteran DT who has started each of the first 15 games and posted 30 tackles (14 solo).

► **at San Francisco 49ers (9/8):** Contributed to a run defense that delivered a strong debut performance against the 49ers...Posted four tackles (three solo) in helping to limit San Francisco to 90 yards on 34 carries (2.6 avg.).

► **vs. Washington Redskins (9/15):** Posted two tackles (both solo).

► **at Cincinnati Bengals (9/22):** Started and appeared on a defensive-line-leading 31 plays, collecting three assisted tackles.

► **vs. Detroit Lions (10/6):** Started and participated on a defensive-line-leading 34 plays, finishing with two assisted tackles and helping to key a run defense that limited the Lions to just 64 yards on 19 attempts (3.4 avg.).

► **at Baltimore Ravens (10/13):** Started and appeared on 39 plays, finishing with three tackles (one solo, one for loss) and a pressure...Recorded the TFL in the first quarter when he knifed between C and LG and dropped RB Bernard Pierce for a 3-yard loss.

► **vs. Cleveland Browns (10/20):** Started and saw action on 34 plays, posting four tackles (two solo), a QB hit and a pressure...His pressure came in the first quarter when he walked LG John Greco back into QB Brandon Weeden, who was unable to follow through on his throw and delivered an underthrown ball toward the sideline that was intercepted by CB Davon House...The turnover resulted in a Packers TD drive that extended the Green Bay lead to 14-0.

► **at Minnesota Vikings (10/27):** Appeared on 23 defensive snaps and finished with two tackles (one solo), including a no-gain stop of RB Adrian Peterson on a second-quarter carry...Also drew a holding penalty against G Brandon Fusco on the opening drive of the second half...Contributed to a run defense that limited Peterson to 60 yards on 13 attempts (4.6 avg.) during the game.

► **vs. Chicago Bears (11/4):** Started at LDE and posted three solo tackles, including one for a loss.

► **vs. Philadelphia Eagles (11/10):** Started at LDE, and appeared on 36 defensive plays, but did not record any statistics.

► **at New York Giants (11/17):** Started at LDE in his home state and appeared on 44 plays, posting an assisted tackle and helping to hold the Giants to a 3.3-yard rushing average on 24 attempts.

► **vs. Minnesota Vikings (11/24):** Started at LDE and two tackles (one solo), including one that went for a loss when he shot through and dropped Peterson for a 2-yard loss on the opening play of the second half.

► **at Detroit Lions (11/28):** Started at LDE, but did not record any statistics.

► **vs. Atlanta Falcons (12/8):** Started at LDE and appeared on 35 plays, finishing with three assisted tackles, a QB hit and a pressure.

► **at Dallas Cowboys (12/15):** Saw action on 39 defensive plays and registered a solo tackle...Also saw one play on offense in the fourth quarter when he entered the game in the backfield along with fellow DL Mike Daniels with the Packers set up first-and-goal at the Dallas' 1-yard line...Led the way into the line of scrimmage for RB Eddie Lacy, who went over the top of the pile for a 1-yard TD to put the Packers ahead 37-36, the game's final score.

► **vs. Pittsburgh Steelers (12/22):** Started and appeared on 33 snaps, but did not record any statistics defensively...Also joined Daniels in the offensive backfield for another goal-line play in the second half.

28 Sean Richardson, S, 2nd Year, Vanderbilt

2013 Season: Opened the 2013 season on the reserve/physically unable to perform list as he continued to recovery from offseason surgery on his neck...Returned to practice, Nov. 13, and was added to active roster, Nov. 23...Has appeared in five games and posted 10 tackles (seven solo) on defense and three tackles on special teams.

► **vs. Minnesota Vikings (11/24):** Was added to the activated to the 53-man roster the day before the game and in uniform for the first time in almost a year, with his last game coming at the N.Y. Giants, Nov. 25, 2012...Saw action both defense and special teams, but did not record any statistics.

► **at Detroit Lions (11/28):** Played on both defense and special teams...Recorded a pair of tackles as a member of the kickoff coverage unit...Also posted two solo tackles on 11 defensive plays.

► **vs. Atlanta Falcons (12/8):** Saw the most extended action of his career on

defense, entering the game in the second quarter and playing the final 38 plays opposite Morgan Burnett...Finished with two tackles (one solo)... Also continued to make an impact on special teams where he added his third coverage tackle of the season and was also credited with three knock-downs by the coaching staff.

▶**at Dallas Cowboys (12/15):** Continued to see increased playing time in a rotation with M.D. Jennings opposite Burnett...Appeared on 41 defensive plays and posted a solo tackle.

▶**vs. Pittsburgh Steelers (12/22):** Rotated in on 36 defensive plays and posted a season-high five tackles (three solo)...Made a key third-down stop in the second quarter when he blitzed off the right edge and teamed with CB Micah Hyde to take down RB Le'Veon Bell for no gain on a third-and-2, forcing a punt.

12 Aaron Rodgers, QB, 9th Year, California

2013 Season: Pro Bowl QB who was enjoying his sixth season as the starter under center for the Packers before suffering a fractured collarbone in Week 9...For the season, has completed 167 of 249 attempts (67.1 pct.) for 2,191 yards, 15 TDs and four INTs, a 108.0 rating...Has also carried 28 times for 106 yards (3.8 avg.)...Was named the NFC Offensive Player of the Week for his Week 2 outing against Washington in which he tied the franchise record with 480 yards passing and threw four TDs with no INTs...Suffered the fractured left collarbone on the opening drive of the team's Week 9 loss to Chicago and has been inactive for the team's Week 10-14 contests.

▶**at San Francisco 49ers (9/8):** Despite seeing limited action in the preseason, got the offense off to a strong start in the season opener on the road, completing 21 of 37 passes for 333 yards and three TDs with one INT... The yardage total tied a franchise record for a Packers QB in a season opener, equaling the mark reached by both Lynn Dickey (1983) and Brett Favre (1999)...Passing efforts produced a pair of 100-yard WRs as both Randall Cobb and Jordy Nelson eclipsed the century mark...INT came after an on-target throw was mishandled by TE Jermichael Finley and collected by S Eric Reid...Also rushed twice for 13 yards (6.5 avg.), including a key 6-yard keeper off of left end to convert a third-and-1 and extend a tying TD drive in the third quarter.

▶**vs. Washington Redskins (9/15):** Had what was statistically one of the most dominating performances of his career, throwing for a career-high and franchise-record-tying 480 yards on 34-of-42 passing with four TDs and no INTs...Guided an offense that overcame a rocky start to mount three consecutive TD drives in the first half en route to a 24-0 halftime lead...His 335 yards and 26 completions in the first half were both career highs for a half and he became the first QB since New England's Tom Brady in 2009 to throw for 335-plus yards and three-plus TDs in the first half...Directed a balanced attack that also featured a 132-yard rushing performance by RB James Starks, making him and Rodgers the first pair of teammates in NFL history to eclipse the 450-yard passing and 125-yard rushing benchmarks in the same game...Became just the second QB in NFL history to throw for 480-plus yards, four-plus TDs and zero INTs in a game (Y.A. Tittle, Oct. 28, 1962)...The completion total tied his personal best and his 81.0 completion percentage set a franchise record for a QB with more than 40 attempts in a game...The offense's 580-yard output was the second-highest single-game effort in franchise history and the game marked his franchise-record third with more than 400 yards passing.

▶**at Cincinnati Bengals (9/22):** Had a statistically off day by his standards, completing 26 of 43 attempts for 244 yards a TD and two INTs during the game...Marked the first regular-season game in which he'd thrown more than one INT since Oct. 24, 2010...Lost Finley to a concussion following the first offensive series and also saw the only two active RBs, Starks (knee) and rookie Johnathan Franklin (ankle) depart with injuries of their own at different points during the game...Still managed to lead three TD drives and mount a 30-14 lead, but was beset by the pair of second-half INTs and a fourth-quarter fumble by Franklin that was returned for a score.

▶**vs. Detroit Lions (10/6):** Guided the offense to a steady performance that included six scoring drives (one TD, five FGs)...Completed 20 of 30 attempts for 274 yards and a TD with no INTs...Yardage mark brought his season total to 1,331 yards, setting a new franchise record for the most

by a Green Bay QB in the first four games of the season...Connected with WR James Jones on an 83-yard TD pass in the third quarter, hitting him in stride at the 46-yard line along the left side and watching the WR go the rest of the way for the TD, extending the Packers lead to 16-3 (following PAT)...Marked his 12th TD pass of 70-plus yards since 2008, the most in the NFL over that span and the second most in team history (Brett Favre - 15).

▶**at Baltimore Ravens (10/13):** Was once again forced to endure lineup changes on offense that came as a result of injuries, losing top receiving targets Cobb and Jones to knee injuries in the first half...Hung on to complete 17 of 32 attempts for 315 yards and a TD with one INT in a hard-fought victory on the road against the defending Super Bowl champions...Made critical throws in the second half to help the Packers extend and maintain their lead, highlighted by a perfectly placed 64-yard TD bomb to Nelson late in the third quarter that pushed the Green Bay lead to 16-3 (following PAT)... All but sealed the game late in the fourth quarter with a clutch third-down conversion on a throw over the middle to TE Jermichael Finley, a play that ruptured into a 52-yard gain downfield.

▶**vs. Cleveland Browns (10/20):** Went into the game without both Cobb and Jones, who were inactive, but managed to deliver a steady, productive outing that featured five scoring drives (four TDs, one FG) and saw him complete 25 of 36 attempts for 260 yards and three TDs with no INTs... Completed eight of his passes for 103 yards (12.9 avg.) to second-year WR Jarrett Boykin who was making his first career start, marking the seventh 100-yard WR for the Packers in 2013...Also found Finley and Nelson for TDs in what was an efficient outing that netted him a 117.8 QB rating.

▶**at Minnesota Vikings (10/27):** Had one of the most efficient, dominant regular-season performances of his career despite directing an offense devastated by injuries at the skill positions...Entered the game without Cobb, Finley and Jones and yet managed to complete 24 of 29 attempts for 285 yards and two TDs with no INTs, a 130.6 QB rating...Helped lead seven scoring drives (four TDs, three FGs) in the hostile Metrodome environment, staking the Packers to a 41-17 lead in the fourth quarter... Was also effective running the football, escaping the pocket six times for 31 yards (5.2 avg.), three of which converted third-down plays and continued separate TD drives...Led a critical 14-play, 90-yard TD march on the offense's opening drive of the game, answering Minnesota's return of the opening kickoff for a TD and settling the momentum at the start of the game...Capped the drive with a perfect throw to Nelson in the back of the end zone for an 11-yard TD...Found Nelson again in the second quarter on a free release down the seam from the Packers' 24-yard line, hitting him in stride and watching him break loose across the field for a 76-yard TD... Was particularly effective on third downs, completing 10 of 10 passes for 172 yards and two TDs (a perfect 158.3 rating)...Also repeatedly escaped the rush and found receivers downfield throughout the game, surrendering to only two sacks on broken plays near the line of scrimmage.

▶**vs. Chicago Bears (11/4):** Suffered a fractured collarbone on the final play of the opening drive, a third-and-8 from the Chicago 9 yard-line...On the play, was sacked by DE Shea McClellin and landed on his non-throwing shoulder, suffering a collarbone injury that would sideline him for the remainder of the game.

▶**vs. Philadelphia Eagles (11/10):** Missed the practice week due the injury and was inactive on gameday, his first game missed due to injury since Dec. 19, 2010 (at New England, concussion) and just the second regular-season game he'd missed since becoming the starter at the beginning of the 2008 season (vs. Detroit, 1/1/2012 - rest/coach's decision).

▶**at New York Giants (11/17) - vs. Pittsburgh Steelers (12/22):** Inactive.

78 Derek Sherrod, T, 3rd Year, Mississippi State

2013 Season: Opened the 2013 season on the reserve/physically unable to perform list, having spent the last year and a half rehabilitating a broken leg suffered in Week 15 of 2011...Returned to practice with the team, Oct. 16 and was later activated and added to the 53-man roster, Nov. 5... Dressed for the team's Week 11 game at the N.Y. Giants and played on special teams, his first game action since Dec. 18, 2011...Has appeared in six games.

▶**vs. Philadelphia Eagles (11/10):** Was activated to the 53-man roster dur-

ing the week and continued to participate in practice...Was inactive on gameday.

▶**at New York Giants (11/17):** Returned to the gameday lineup and saw action on special teams as part of the placement protection units, his first appearance in a game since Dec. 18, 2011.

▶**vs. Minnesota Vikings (11/24):** Played in the game on special teams.

▶**at Detroit Lions (11/28):** Played in the game on special teams and also saw his first action of the season on offense late in the fourth quarter, entering the game at RT.

▶**vs. Atlanta Falcons (12/8):** Played in the game on special teams.

▶**at Dallas Cowboys (12/15):** Played on special teams.

▶**vs. Pittsburgh Steelers (12/22):** Played on special teams.

37 Sam Shields, CB, 4th Year, Miami

2013 Season: Solidified starter on the outside for the Green Bay defense who regularly matches up with the opponent's top wide receiver on game-day...For the season, has started 13 games and tallied a career-high 59 tackles (55 solo), three INTs and a team-leading 23 passes defended (also a career high)...Suffered a hamstring injury in practice in the week leading up to the team's Week 11 contest at the N.Y. Giants and was inactive in Weeks 11-12.

▶**at San Francisco 49ers (9/8):** Started at RCB and appeared on all 75 defensive plays, posting a career-high 11 tackles (10 solo) and a team-leading three passes defended...Used his noted speed to recover and break up a deep third-down throw to WR Kyle Williams along the sideline in the fourth quarter, swatting the ball away as it arrived to force a San Francisco punt.

▶**vs. Washington Redskins (9/15):** Was awarded one of the defense's game balls after finishing with a team-high nine tackles (eight solo) and a career-high four passes defended.

▶**at Cincinnati Bengals (9/22):** Met the challenge of facing one of the NFL's elite WRs in Bengals standout A.J. Green and was part of a concerted effort that limited him to just four catches for 46 yards (11.5 avg.) during the game...Contributed four tackles (three solo) and made his first INT of the young season...Made the pick at a critical time with the Packers trailing 14-0 late in the first quarter...Was matched in man-coverage with Green along the sideline, playing the WR perfectly on a quick-out to the sideline, before stepping in front of QB Andy Dalton's throw and being pushed out of bounds...The turnover led to a K Mason Crosby FG and the first three of the Packers' 30 unanswered points.

▶**vs. Detroit Lions (10/6):** Started and was on the field for all 67 defensive plays, finishing with three tackles (all solo) and a pair of passes defended.

▶**at Baltimore Ravens (10/13):** Part of an effort that helped limit explosive WR Torrey Smith to just one catch for 12 yards, despite entering the game ranked No. 3 in the NFL in receiving yards...Appeared on 63 plays and finished with one solo tackle.

▶**vs. Cleveland Browns (10/20):** Appeared on all 70 defensive plays and finished with two passes defended, helping to limit the Cleveland pass offense to 149 yards on 17 of 42 attempts.

▶**at Minnesota Vikings (10/27):** Played all 47 defensive snaps and posted three solo tackles and a pass defended...Contributed to a pass defense that limited Minnesota to just 145 yards, including a mere 53 allowed to WRs.

▶**vs. Chicago Bears (11/4):** Tallied four tackles (three solo), a QB hit and two passes defended.

▶**vs. Philadelphia Eagles (11/10):** Finished with seven tackles (all solo) as he met the challenge of facing explosive WR DeSean Jackson for most of the game...Jackson finished with 80 receiving yards, 55 of which came on a play that he was not matched against Shields.

▶**at New York Giants (11/17):** Suffered a hamstring injury late in the practice week and was rendered inactive on gameday.

▶**vs. Minnesota Vikings (11/24):** Inactive.

▶**at Detroit Lions (11/28):** Returned to practice during the week and was back in the starting lineup on gameday...Finished with seven tackles (all solo), an INT and three passes defended...Made the INT on an impressive play in the third quarter when he gained position on WR Calvin Johnson on a jump ball in the end zone, leaping to make the catch and hanging onto it on his way to the ground, despite being dragged down by Johnson.

▶**vs. Atlanta Falcons (12/8):** Appeared on all 59 defensive snaps and posted

two solo tackles.

▶**at Dallas Cowboys (12/15):** Delivered a particularly impactful performance, finishing with five tackles (all solo), three passes defended and a game-turning INT that setup the Packers' go-ahead TD drive with less than three minutes to play in the fourth quarter...On the INT, was matched with WR Miles Austin in man-coverage with no safety behind him...Trailed Austin on a slant pattern and closed quickly to snatch a throw from QB Tony Romo that was too far to the inside...The INT set the offense up at midfield with 2:46 remaining and RB Eddie Lacy capped the drive seven plays later with a 1-yard TD plunge to give Green Bay its first lead, 37-36.

▶**vs. Pittsburgh Steelers (12/22):** Appeared on 53 defensive plays and posted three tackles (all solo) and two passes defended.

71 Josh Sitton, G, 6th Year, Central Florida

2013 Season: Standout OL who has settled in following a switch to LG after playing his first five seasons on the right side...Has opened each of the first 15 games at LG.

▶**at San Francisco 49ers (9/8):** Made his first career start at LG, after spending his first five seasons at RG...Faced with the difficult challenge of blocking All-Pro DE Justin Smith for the bulk of the game...Helped contribute to an offense that put together four TD drives and 385 yards of offense, and surrendered just two sacks during the game...Made a key block on LB NaVorro Bowman in the open field on a screen pass to RB Eddie Lacy in the first quarter, igniting what was eventually a 31-yard gain to the 49ers' 5-yard line.

▶**vs. Washington Redskins (9/15):** Despite being limited during the practice week by a back injury, started the game and participated on all 70 offensive plays...Part of a line that quickly rebounded from a challenging start to produce an overall dominating performance in the home opener...Helped block for an offense that rolled up 580 total yards, the second-highest single-game total in franchise history...Allowed QB Aaron Rodgers time to complete 34 of 42 attempts for a career-high 480 yards and four TDs, while also clearing lanes for RB James Starks to gain 132 yards on 20 carries (6.6 avg.), making the tandem the first pair of teammates in NFL history to eclipse the 450-yard passing and 125-yard rushing plateaus in the same game...Made an excellent drive-block on DE Stephen Bowen on Starks' 32-yard TD run in the third quarter, clearing the path for a scoring play that was sparked directly by his effort.

▶**at Cincinnati Bengals (9/22):** Started at LG and faced the task of blocking the talented DT tandem of Geno Atkins and Domata Peko for much of the game, helping to limit the standout Atkins to zero tackles...Blocked for an offense that once again found success running the ball, with 30 attempts for 182 yards (6.1 avg.) and a TD...Opened holes for rookie RB Johnathan Franklin to become the Packers' second 100-yard rusher in as many weeks as he carried 13 times for 103 yards (7.9 avg.) and a TD in the second half, the first time the Packers had back-to-back 100-yard rushers since Weeks 16-17 of the 2007 season.

▶**vs. Detroit Lions (10/6):** Was the recipient of one of the offensive game balls for his dominating performance against the Lions' talented interior DL...Part of an offense that produced 449 yards on 64 plays (7.0 average) and put together six scoring drives (five FGs, one TD)...Offensive performance was highlighted by a running game that churned out 180 yards on 33 attempts (5.5 avg.)...Had a key block on DT Ndamukong Suh on WR Randall Cobb's game-long 67-yard burst off of LT in the third quarter, keeping Suh inside to create the lane used by Cobb to escape into the secondary.

▶**at Baltimore Ravens (10/13):** Started at LG and helped the offense grind out what was at times a physically dominating performance up front against a talented Baltimore defense in a hostile road environment...Blocked for what was yet another productive day for the run game, an outing that saw Lacy run for 120 yards on 23 attempts (5.2 avg.), and the offense as a whole gain 140 yards on the ground on 30 attempts (4.7 avg.)...Pinned DT Chris Canty to the inside on Lacy's 37-yard cutback off the left side on the game's second play...Also maintained good protection on DE DeAngelo Tyson on Rodgers' 64-yard TD pass to WR Jordy Nelson late in the third quarter, a play that extended the Green Bay lead to 16-3 (following PAT) and was a big part of another 300-yard passing day for Rodgers.

▶**vs. Cleveland Browns (10/20):** Started at LG for what was a productive

day for the offense, highlighted by five scoring drives (four TDs, one FG) and no turnovers...Helped allow time for Rodgers to complete 25 of 36 attempts for 260 yards and three TDs with no INTs and only one sack during the game...Also blocked for a running game that eclipsed the 100-yard mark once again, netting 104 yards and a TD on 29 attempts (3.6 avg.).

▶**at Minnesota Vikings (10/27):** Blocked for what was a balanced, efficient performance by an offense that racked up 464 total yards on 73 plays (6.4 avg.) and mounted seven scoring drives (four TDs, three FGs) during the game...Helped set the tone for a ground game that churned out 182 yards and two TDs on 42 rushing attempts (4.3 avg.)...Teamed with FB John Kuhn to flatten DT Letroy Guion on the backside of Starks' 25-yard TD run in the fourth quarter that extended the Green Bay lead to 38-17...Also protected Rodgers to the tune of 24 of 29 passing for 285 yards and two TDs with no INTs.

▶**vs. Chicago Bears (11/4):** Helped clear the way for a rushing offense that produced 199 yards and two TDs on 29 carries (6.9 avg.)...Blocked for Lacy as he racked up a season-high 150 yards on 22 attempts (6.8 avg.), the second-highest yardage total in franchise history by a rookie.

▶**vs. Philadelphia Eagles (11/10):** Started at LG and helped maintain consistency up front despite knee injuries suffered by both C Evan Dietrich-Smith and RT Don Barclay...Blocked for the offense as it rang up 396 yards on 75 plays despite an inactive Rodgers (collarbone) and starting QB Seneca Wallace exiting after the first series with a groin injury...Allowed time reserve QB Scott Tolzien to complete 24 of 39 attempts for 280 yards and a TD, while only being sacked one time over the remaining three-plus quarters.

▶**at New York Giants (11/17):** Part of a protection unit that allowed time for Tolzien to complete 24 of 34 passes for 339 yards without being sacked during the game...Had a good pass set on standout DE Jason Pierre-Paul on Tolzien's 45-yard completion to WR James Jones in the second quarter and picked up blitzing S Will Hill on Tolzien's game-long 52-yarder to WR Jarrett Boykin in the fourth...The yardage total was the most in franchise history by a QB in his first career start and Tolzien's two-game yardage mark of 619 yards was the fourth most in NFL history by a player in his first two career games.

▶**vs. Minnesota Vikings (11/24):** Blocked for an offense that gained 494 total yards on 89 plays (5.6 avg.), including 196 rushing yards on 34 attempts (5.8 avg.), the Packers' second highest total through the first 11 games of the season...Helped clear consistent running lanes for Lacy, who netted 110 yards on 25 carries (4.4 avg.), his third 100-yard rushing performance of the season...Also protected for QB Matt Flynn, who entered the game in the second half and helped produced three fourth-quarter scoring drives to erase a 16-point deficit and tie the game at 23-23 with :46 remaining...Flynn completed 21 of 36 attempts for 218 yards and a TD and was not sacked during the game.

▶**at Detroit Lions (11/28):** Started at LG.

▶**vs. Atlanta Falcons (12/8):** Helped block for an offense that was able to produce despite frigid conditions, racking up 334 yards on 70 plays (4.8 avg.), delivering five scoring drives (three FG, two TD) in a 22-21 win...Helped block for Flynn as he completed 24 of 32 attempts for a season-high 258 yards and a TD.

▶**at Dallas Cowboys (12/15):** Part of a blocking unit that paved the way for a dominant second-half performance that featured five consecutive TD drives to erase a 23-point halftime deficit...In all, the offense produced 433 yards on 68 plays (6.4 avg.), led by Flynn, who completed 26 of 39 attempts for 299 yards and four TDs (all in the second half)...The effort also included a productive running game that saw Lacy post his second-highest rushing total through 13 games, churning out 141 yards and a TD on 21 carries (6.7 avg.)...Had a key block on Lacy's season-long 60-yard burst on the first play of the second half, clearing DT Nick Hayden out of the hole and freeing Lacy into the second level for what was ultimately the longest run by a Packer RB since Brandon Jackson's 71-yarder at Washington on Oct. 10, 2010.

▶**vs. Pittsburgh Steelers (12/22):** Helped power a running game that pounded out 151 yards and three TDs on 30 attempts (5.0 avg.), as both Lacy (5.6 avg.) and Starks (4.7) found consistent running lanes in the Steelers' front...Helped block for Lacy as he broke RB John Brockington's 42-year

old franchise record for rushing yards by a rookie, a mark of 1,105 set in 1971...Lacy scored a career-high two TDs during the game and became the first Packer to post double-digit rushing TDs since RB Ryan Grant in 2009 (11).

44 James Starks, RB, 4th Year, Buffalo

2013 Season: Powerful ballcarrier who appeared in the season's first three games before suffering a knee injury at Cincinnati that sidelined him for Weeks 5-7...For the season has played in 12 games with one start and carried 78 times for 405 yards (5.2 avg.) and three TDs and made nine catches for 82 yards (9.1 avg.) and a TD.

▶**at San Francisco 49ers (9/8):** Spelled starter Eddie Lacy in the first half, appearing on two series in the second quarter and recording one catch for 8 yards.

▶**vs. Washington Redskins (9/15):** Came off the bench in the first quarter in relief of an injured Lacy (head), to deliver the strongest performance of his career...Carried 20 times for a career-high 132 yards (6.6 avg.) and a TD, snapping a streak of 45 games without a 100-yard rusher for the Packers...Joined QB Aaron Rodgers (480 passing yards) and the first pair of teammates in NFL history to eclipse the 450-yard passing and 125-yard rushing marks in the same game...Also became the first pair of Packers teammates to ever surpass the 400-yard passing and 100-yard rushing thresholds...Rushing yardage total was the most by a Packer since RB Ryan Grant had 137 on Dec. 13, 2009, at Chicago...Exploded for a 32-yard TD run in the third quarter that extended the Packers lead to 38-7, following his blocks near the line of scrimmage before breaking a pair of tackles in the secondary on his way to the end zone...Also fared well in the passing game, making four catches for 36 yards (9.0 avg.) and assisting in protection, where his pickup of a S Reed Doughty blitz in the third quarter allowed Rodgers time to find WR Jordy Nelson in the end zone for a 15-yard TD.

▶**at Cincinnati Bengals (9/22):** Picked up where he left off the previous week running the football, carrying 14 times for 55 yards (3.9 avg.) in the first half...Suffered a knee injury just before halftime and was held out for the remainder of the game.

▶**vs. Detroit Lions (10/6):** Missed the week of practice due to the knee injury and was inactive on gameday.

▶**at Baltimore Ravens (10/13):** Inactive.

▶**vs. Cleveland Browns (10/20):** Inactive.

▶**at Minnesota Vikings (10/27):** Returned to action from the knee injury and picked up where he left off, contributing in a reserve role at RB, but making the most of his opportunities...Carried seven times for 57 yards (8.1 avg.) and a TD...Scored on a 25-yard run early in the fourth quarter...Took a handoff on a draw play and knifed between C and RG, breaking tackles by S Mistral Raymond and LB Chad Greenway at the second level before bursting away from S Andrew Sendejo in the secondary on his way to the end zone...On the TD drive, carried five times for 48 yards (9.6 avg.).

▶**vs. Chicago Bears (11/4):** Carried six times for 40 yards (6.7 avg.) and a TD, highlighted by a 32-yard TD off of LG in the first quarter that gave the Packers a 10-7 lead...On the play, slashed through the line of scrimmage and quickly made his way into the secondary where he cut away from S Chris Conte on his way to the end zone...With the TD, became the first Packer to record a TD run of 25-plus yards in back-to-back games since RB Ryan Grant did so in Weeks 16-17 of 2007.

▶**vs. Philadelphia Eagles (11/10):** Saw time on nine offensive plays, carrying four times for 5 yards (1.3 avg.) and making one catch for 9 yards.

▶**at New York Giants (11/17):** Made a brief appearance on offense for what was a challenging day for the run game...Carried twice for minus-1 yard.

▶**vs. Minnesota Vikings (11/24):** Had three carries for 37 yards (12.3 avg.)...Came on in the third quarter and took his first carry off the right side for a game-long 34-yard gain to the Vikings' 37-yard line...Also had one catch that for minus 5 yards.

▶**at Detroit Lions (11/28):** Carried twice for 2 yards (1.0 avg.).

▶**vs. Atlanta Falcons (12/8):** Spelled Lacy at times during the game, particularly early in the second half before the rookie returned from an ankle injury...Finished with seven carries for 19 yards (2.7 avg.).

▶**at Dallas Cowboys (12/15):** Carried three times for 12 yards (4.0 avg.), but his most impactful play was an 11-yard TD reception in the fourth quarter

that contributed to the Packers' franchise-record-tying 23-point comeback victory...On the play, released off of a play-action fake and with DE DeMarcus Ware bearing down on QB Matt Flynn, quickly turned around and caught the short throw, darting upfield and powering his way through S Barry Church's tackle attempt as he dove into the end zone to pull the Packers to within 29-24 (following PAT).

►vs. **Pittsburgh Steelers (12/22)**: Saw extended action in relief of the injured Lacy (ankle) in the fourth quarter...For the game, carried 10 times for 47 yards (4.7 avg.)...Also had one catch, a 23-yard gain on a screen pass that kick-started the offense's first scoring drive in the first quarter.

85 Jake Stoneburner, TE, Rookie, Ohio State

2013 Season: A non-drafted rookie who signed with the team following the draft after what was a productive career as a pass-catcher at Ohio State...Began the season as a member of the practice squad, but was signed to the active roster, Oct. 15...Has appeared in nine games, playing mostly on special teams where he has recorded one coverage tackle.

►vs. **Cleveland Browns (10/20)**: Was signed to the active roster at the start of the practice week and was active on gameday, making his NFL debut on special teams and also appearing briefly on offense.

►at **Minnesota Vikings (10/27)**: Played on special teams, where he was credited with a tackle as a member of the kickoff coverage unit and also saw two plays on offense.

►vs. **Chicago Bears (11/4)**: Played on special teams, but did not record any statistics.

►vs. **Philadelphia Eagles (11/10)**: Played on special teams, but did not record any statistics.

►at **New York Giants (11/17)**: Played on special teams.

►vs. **Minnesota Vikings (11/24)**: Played on special teams and also saw one snap on offense.

►at **Detroit Lions (11/28)**: Played on special teams, but did not record any statistics.

►vs. **Atlanta Falcons (12/8)**: Appeared on two offensive plays, but did not record any statistics.

►at **Dallas Cowboys (12/15)**: Inactive.

►vs. **Pittsburgh Steelers (12/22)**: With TE Brandon Bostick (foot) placed on injured reserve the day before the game, returned to the gameday lineup... Appeared on offense and special teams, but did not record any statistics.

65 Lane Taylor, G, Rookie, Oklahoma State

2013 Season: One of three non-drafted rookie free agents to make the opening-day roster, he entered the gameday lineup in Week 5 after an injury to G Greg Van Roten (foot)...Has played in 10 games, mostly on special teams but made his debut from scrimmage in the team's Week 10 contest vs. Philadelphia after injuries befell starters Evan Dietrich-Smith and Don Barclay.

►at **San Francisco 49ers (9/8)**: Inactive.

►vs. **Washington Redskins (9/15)**: Inactive.

►at **Cincinnati Bengals (9/22)**: Inactive.

►vs. **Detroit Lions (10/6)**: Made his NFL debut on special teams.

►at **Baltimore Ravens (10/13) - vs. Chicago Bears (11/4)**: Played on special teams.

►vs. **Philadelphia Eagles (11/10)**: Was pressed into the first scrimmage action of his career in the fourth quarter after injuries to struck the offensive line... The unit lost starting C Evan Dietrich-Smith in the second quarter and later RT Don Barclay in the fourth...Appeared on four offensive plays at RG and also five snaps on special teams.

►at **New York Giants (11/17)**: Returned to his role on special teams, seeing three plays as a member of the placement protection unit.

►vs. **Minnesota Vikings (11/24)**: Played on special teams.

►at **Detroit Lions (11/28)**: Played on special teams and also entered the game on offense late in the fourth quarter, appearing on nine plays at RG.

►vs. **Atlanta Falcons (12/8)**: Played on special teams.

►at **Dallas Cowboys (12/15)**: Inactive.

►vs. **Pittsburgh Steelers (12/22)**: Inactive.

82 Ryan Taylor, TE, 3rd Year, North Carolina

2013 Season: One of the leaders of the club's special teams and a reserve contributor on offense...Played in the first five games before suffering a knee injury at Baltimore in Week 6 that caused him to miss the team's Week 7 contest vs. Cleveland...For the season has played in 13 games with one start and recorded a career-high six catches for 30 yards (5.0 avg.)...Has also made four tackles on special teams.

►at **San Francisco 49ers (9/8)**: Played in the game on special teams, but did not record any statistics.

►vs. **Washington Redskins (9/15)**: Played on special teams and saw time on six offensive plays, but did not record any statistics.

►at **Cincinnati Bengals (9/22)**: Saw the most extended action of his career from scrimmage after starting TE Jermichael Finley exited after the first offensive series with a concussion...Appeared on 34 plays and made a career-high two catches for 11 yards (5.5 avg.).

►vs. **Detroit Lions (10/6)**: Appeared on both offense and special teams, but did not record any statistics.

►at **Baltimore Ravens (10/13)**: Made an impact play on special teams, blocking the first punt of his career in the second quarter...With the Ravens punting from their own 30-yard line, came through unblocked off the line and raced past punt protector S Anthony Levine...Dove forward and deflected P Sam Koch's kick, but it bounced toward the line of scrimmage where it was mishandled by FB John Kuhn and the possession was awarded back to Baltimore.

►vs. **Cleveland Browns (10/20)**: Suffered a knee injury during the previous week's game that forced him to miss the week of practice and land on the inactive list for the game...Snapped a streak of 39 consecutive games played (including playoffs) that dated back to the second game of his rookie season in 2011.

►at **Minnesota Vikings (10/27)**: Inactive.

►vs. **Chicago Bears (11/4)**: Returned to practice during the week and was active on gameday, appearing on special teams.

►vs. **Philadelphia Eagles (11/10)**: Appeared on 11 plays on offense and made one catch for 4 yards, a key third-down grab that extended what was the offense's lone TD drive of the game.

►at **New York Giants (11/17)**: Appeared on four offensive snaps and also on special teams, but did not record any statistics.

►vs. **Minnesota Vikings (11/24)**: Made his second career start as part of a two-TE personnel grouping on offense...Also played on special teams and recorded his first coverage tackle of the season when he fought off of a block and brought down WR Cordarrelle Patterson at the Minnesota 23-yard line on a fourth-quarter kickoff return.

►at **Detroit Lions (11/28)**: Played on both offense and special teams...Had one reception for 8 yards.

►vs. **Atlanta Falcons (12/8)**: Matched his career high with two receptions, netting 7 yards (3.5 avg.)...Was also credited with his third special teams tackle of the season as a member of the punt coverage team.

►at **Dallas Cowboys (12/15)**: Played on both offense and special teams... Talled his fourth coverage tackle of the season as a member of the punt team.

►vs. **Pittsburgh Steelers (12/22)**: Played on offense and special teams, but did not record any statistics.

16 Scott Tolzien, QB, 3rd Year, Wisconsin

2013 Season: Developing QB who was signed to the Packers' practice squad following the final roster reduction of the 2013 preseason...Spent the 2011-12 seasons as a member of the San Francisco 49ers' active roster, but did not appear in a game...Was signed to the Packers' active roster, Nov. 6, after QB Aaron Rodgers suffered a collarbone injury vs. Chicago, Nov. 4, and was unavailable for the team's Week 10 contest vs. Philadelphia...Made his NFL regular-season debut in the game after Seneca Wallace suffered an injury on the first series and did not return...Made his first career start the following week at the N.Y. Giants...For the season, has played in three games with two starts and completed 55 of 90 attempts for 717 yards with one TD and five INTs...Also has five rushing attempts for 55 yards (11.0 avg.) and a TD...His passing-yardage total in his first two starts (619) ranked fourth all-time in NFL history for a QB in his first two

career games played.

►vs. **Philadelphia Eagles (11/10)**: Was signed to the active roster during the week after Rodgers suffered a significant collarbone injury in the team's loss to Chicago on *Monday Night Football* in Week 9...Dressed for the Philadelphia game as the No. 2 QB behind Seneca Wallace, but was pressed into action after Wallace suffered a groin injury on the first series of the game and did not return...Given the circumstances, had an impressive NFL debut over the remaining three-plus quarters, completing 24 of 39 passes for 280 yards and one TD with two INTs...The passing yardage total was the highest by a Green Bay QB in his first career game with 15-plus attempts since Brett Favre threw for 289 yards vs. Cincinnati on Sept. 20, 1992...The completions and passing yardage totals were also franchise records for a QB in his first game with the Packers...Led the offense to 352 total yards with him at the controls, including four trips inside the red zone...Saw his first NFL TD pass come in the third quarter when he hit TE Brandon Bostick down the left sideline on a 22-yard play.

►at **New York Giants (11/17)**: Made his first career start on the road against an aggressive New York Giants defense led by an attacking front-seven... Played without the benefit of a running game for the balance of the contest as the Giants crowded the line of scrimmage and the Packers gained just 55 yards on 20 rushing attempts (2.8 avg.)...Still managed to be effective throwing the ball, completing 24 of 34 passes for 339 yards...The yardage total was the most by a Packer QB in his first start, eclipsing the previous mark set by Mike Tomczak (317) vs. Buffalo on Nov. 10, 1991...His two-game yardage total (619) marked the fourth most in NFL history by a QB in his first two games...Despite the yardage success, he again struggled with turnovers, throwing three INTs, including a critical one that was returned for a 24-yard TD by DE Jason Pierre-Paul in the fourth quarter that spoiled a comeback effort by Green Bay and extended the Giants' lead to 27-13... Was successful throwing the ball downfield, as the offense had eight passing plays of 15-plus yards and five of 25-plus, including a game-long 52-yard completion to WR Jarrett Boykin to set up the offense's lone TD in the fourth quarter.

►vs. **Minnesota Vikings (11/24)**: Became the first QB besides Brett Favre or Aaron Rodgers to start back-to-back games for the Packers since Don Majikowski opened the first three games in 1992...Led the offense on an 11-play, 87-yard TD drive on their second possession of the game, finishing the series with a 6-yard TD run, the first of his career...On the play, dropped back to pass and pump-faked to get DE Brian Robison in the air for an attempted deflection before surging forward toward the left side of the defense and putting a spin move on DT Letroy Guion inside the 5-yard line, falling into the end zone for the score...Struggled with accuracy for the first time, completing just 7 of 17 attempts for 98 yards and was removed from the game following the first drive of the second half in favor of No. 2 QB Matt Flynn, who went on to finish the game.

►at **Detroit Lions (11/28) - vs. Pittsburgh Steelers (12/22)**: Dressed for the game as the primary backup to the starter Flynn, but did not play.

73 JC Tretter, C/G, Rookie, Cornell

2013 Season: Rookie OL who began the season on the reserve/physically unable to perform list after suffering a significant ankle injury in the first practice of the Organized Team Activities in the spring...Chosen by Green Bay with the second of three fourth-round draft picks in 2013, No. 122 overall...Played as a left tackle in the collegiate ranks but is making the transition to the interior as a pro, seeing the majority of his practice time at center...Returned to practice, Nov. 19, and was activated to the 53-man roster, Dec. 10.

►at **Dallas Cowboys (12/15)**: Was activated to the 53-man roster during the week, but was inactive on gameday.

►vs. **Pittsburgh Steelers (12/22)**: Inactive.

64 Greg Van Roten, G/C, 2nd Year, Pennsylvania

2013 Season: Top backup along the interior who added the center position to his repertoire during the offseason program this spring...Had appeared in each of the first three games, but suffered a foot injury in practice following the bye week and was inactive in Weeks 5-6, before being placed on injured reserve, Oct. 15.

►at **San Francisco 49ers (9/8)**: Played on special teams.

►vs. **Washington Redskins (9/15)**: Played on special teams.

►at **Cincinnati Bengals (9/22)**: Played on special teams.

►vs. **Detroit Lions (10/6)**: Suffered a foot injury in practice during the week and was inactive on gameday.

►at **Baltimore Ravens (10/13)**: Inactive.

9 Seneca Wallace, QB, 10th Year, Iowa State

2013 Season: Signed by Green Bay on Sept. 2 to serve as the primary backup to QB Aaron Rodgers...Veteran who spent time with both New Orleans and San Francisco during the 2013 preseason after sitting out the 2012 regular season...Came on in relief of an injured Rodgers (shoulder) in the team's Week 9 contest vs. Chicago, his first game action as a member of the Packers...Started the Week 10 game against Philadelphia but sustained a groin injury on the opening drive and was removed from the game...For the season, appeared in two games and completed 16 of 24 attempts for 139 yards with an INT, and was placed on injured reserve, Nov. 12.

►at **San Francisco 49ers (9/8)**: Dressed for the game as the team's No. 2 QB, but did not play.

►vs. **Washington Redskins (9/15) - at Minnesota Vikings (10/27)**: Did not play.

►vs. **Chicago Bears (11/4)**: Was pressed into action after Rodgers suffered a left shoulder injury on the offense's opening drive of the game and did not return...Played the remainder of the game at QB, his first regular-season game action since Jan. 1, 2012 as a member of the Cleveland Browns... Completed 11 of 19 attempts for 114 yards and an INT...Led three scoring drives (two TDs, one FG).

►vs. **Philadelphia Eagles (11/10)**: Started the game for the Packers, leading an 11-play, 44-yard drive that resulted in a missed FG attempt...Completed all five of his passes for 25 yards, but suffered a groin injury as he attempted to escape pressure on the final play of the drive and did not return to the game.

19 Myles White, WR, Rookie, Louisiana Tech

2013 Season: Rookie non-drafted free agent who joined the team in the spring and parlayed a consistent training camp into a spot on the practice squad at the conclusion of the preseason...Was signed to the active roster, Oct. 15, after veteran WRs Randall Cobb and James Jones suffered knee injuries at Baltimore in Week 6...For the season, has appeared in seven games and made nine catches for 66 yards (7.3 avg.)...Suffered a knee injury in the team's Week 14 contest vs. Atlanta, and was placed on injured reserve, Dec. 10.

►vs. **Cleveland Browns (10/20)**: Was signed to the active roster at the start of the practice week with both Cobb and Jones likely sidelined for the game... Made his NFL debut, appearing on both offense and special teams...Saw action as the No. 3 WR on 47 offensive plays and finished with one catch for 9 yards.

►at **Minnesota Vikings (10/27)**: Saw extended action for the second consecutive week, appearing on 58 plays and posting five catches for 35 yards (7.0 avg.).

►vs. **Chicago Bears (11/4)**: Finished with one catch for 8 yards.

►vs. **Philadelphia Eagles (11/10)**: Appeared on only two offensive plays and finished with one catch for 9 yards.

►at **New York Giants (11/17)**: Dressed for the game, but did not play.

►vs. **Minnesota Vikings (11/24)**: Appeared on two offensive plays, but did not record any statistics.

►at **Detroit Lions (11/28)**: Saw time on two offensive snaps, but did not record any statistics.

►vs. **Atlanta Falcons (12/8)**: Appeared on three offensive plays and made one catch for 5 yards.

38 Tramon Williams, CB, 7th Year, Louisiana Tech

2013 Season: Elder statesman in the secondary, a one-time non-drafted free agent and practice-squad player who has gone on to appear in nearly 100 games for the Packers since 2007...For the season, has started all 15 games and posted a career-high 86 tackles (63 solo), a career-high 2.5 sacks, a career-high-tying two fumble recoveries, a forced fumble, three

INTs and 12 passes defended.

► **at San Francisco 49ers (9/8):** Joined fellow CB Sam Shields by appearing on all 75 defensive plays, starting at LCB and posting three tackles (two solo) and a pass defended...Jumped an out pattern by TE Vernon Davis on the 49ers' second offensive play of the game, breaking up the throw and nearly collecting his first INT of the season.

► **vs. Washington Redskins (9/15):** Started at CB and finished with eight tackles (six solo), two passes defended and a QB hit...Rotated between playing on the outside and also in the slot in the continued absence of regular nickel CB Casey Hayward (hamstring).

► **at Cincinnati Bengals (9/22):** Appeared on all 56 defensive plays and finished with three tackles (all solo, one for loss) and a sack...Part of a concerted effort by the secondary to limit Pro Bowl WR A.J. Green, who finished the game with just four catches for 46 yards (11.5 avg.)...Made the third sack of his career in the third quarter when he blitzed from the slot, crashing between RT and RG to drop QB Andy Dalton for an 8-yard loss...Marked his first sack since Sept. 27, 2010, at Chicago.

► **vs. Detroit Lions (10/6):** Started and appeared on all 67 defensive plays, finishing with eight tackles (two solo) and two passes defended.

► **at Baltimore Ravens (10/13):** Played all 63 defensive plays and finished with four tackles (one solo).

► **vs. Cleveland Browns (10/20):** Started and appeared on all 70 defensive plays, posting four tackles (three solo), including his career-high second sack of the season...Sack came in the third quarter when he blitzed and dropped QB Brandon Weeden for a 4-yard loss...Also part of a secondary that limited the Browns to just 149 yards passing, only 81 of which came from WRs during the game.

► **at Minnesota Vikings (10/27):** Finished with three tackles (all solo), a QB hit and a pass defended, helping to limit the Vikings to a mere 145 passing yards, only 53 of which went to WRs...Pass defended came on a third down in the second quarter when he broke up a ball intended for WR Jerome Simpson and nearly intercepted it near the sideline.

► **vs. Chicago Bears (11/4):** Posted six tackles (four solo) and two passes defended.

► **vs. Philadelphia Eagles (11/10):** Had a productive statistical game, finishing with seven tackles (six solo), a half-sack and both a forced and recovered fumble...Recorded the half-sack, forced and recovered fumble on the same play in the fourth quarter when he blitzed from the slot between RT and RG and teamed with DE Mike Daniels to take down Nick Foles...Stripped Foles on his way to the ground and collected the ball at the Philadelphia 13-yard line...The play marked his first forced fumble since Oct. 31, 2010 (at N.Y. Jets), and first recovery since Sept. 8, 2011 (vs. New Orleans).

► **at New York Giants (11/17):** Had one of his most complete performances, posting eight tackles (all solo, two for loss) and his first INT of the season...Turned in one of the top individual tackling games of his career, repeatedly taking down Giants' WRs in the open field, including twice behind the line of scrimmage for negative plays...Recorded his first INT of the season in the second quarter when QB Eli Manning threw an errant pass to the outside of an in-breaking WR Louis Murphy and he dove to snare the ball out of the air...Regained his footing to return the pick 10 yards...Marked the 23rd regular-season INT of his career and the first since Week 2 of 2012 vs Chicago (Sept. 13).

► **vs. Minnesota Vikings (11/24):** Started at LCB and saw action on 76 defensive plays, finishing with seven tackles (four solo).

► **at Detroit Lions (11/28):** Appeared on all 81 defensive snaps and finished with four tackles (all solo), an INT and a pass defended...Made the INT in the second quarter on a pass by QB Matthew Stafford intended for WR Kris Durham...Marked the sixth consecutive season he has recorded at least two INTs.

► **vs. Atlanta Falcons (12/8):** Once again played every snap, this time totaling 59 plays...Finished with seven tackles (two solo).

► **at Dallas Cowboys (12/15):** Came through with one of his finest performances when the team needed it most, finishing with a team-high nine tackles (all solo), two passes defended and a memorable game-sealing INT with 1:24 remaining in the fourth quarter...Had what appeared to be a game-turning INT earlier in the fourth quarter overturned by a Dallas replay review when it was ruled that he didn't have both hands under the

ball all the way through the catch...Made the clinching INT with Dallas embarking on a comeback drive of its own later in the frame, abandoning his coverage of WR Terrance Williams along the sideline to jump a short out-route to WR Cole Beasley...Beasley stopped short of the sideline and QB Tony Romo threw the ball to the outside where Williams dove and acrobatically held the ball up from hitting the turf...The play was subject to an official review that showed he made the catch and the Packers ran out the remaining clock to finish off what was tied for the largest comeback in franchise history.

► **vs. Pittsburgh Steelers (12/22):** Appeared on 57 of 58 defensive plays and posted five tackles (three solo) and made his second fumble recovery of the season...Alertly fell on a ball that had been punched free from RB Le'Veon Bell by LB Jamari Lattimore at the Steelers' 3-yard line in the third quarter...The play had initially been ruled dead on the field, but a replay challenge showed that Bell was not down and the Packers took over first-and-goal at the 3-yard line, scoring a TD on a 2-yard run by RB Eddie Lacy five plays later.

98 C.J. Wilson, DE, 4th Year, East Carolina

2013 Season: Reserve DL who has been in and out of the lineup in the early part of the season due to match-ups and added depth at the position...Has appeared in eight games and recorded 10 tackles (five solo)...Suffered an ankle injury in the team's Week 12 contest vs. Minnesota and was sidelined in Weeks 13-14.

► **at San Francisco 49ers (9/8):** Saw 20 snaps as a part of the defensive-line rotation...Part of a concerted effort to stop the 49ers' powerful running game, an outing that saw them finish with just 90 yards on 34 carries (2.6 avg.).

► **vs. Washington Redskins (9/15):** Inactive.

► **at Cincinnati Bengals (9/22):** Returned to the gameday lineup, appearing on 11 defensive plays and posting an assisted tackle.

► **vs. Detroit Lions (10/6):** Inactive.

► **at Baltimore Ravens (10/13):** Returned to the gameday lineup and saw action on 10 plays, tallying three tackles (two solo).

► **vs. Cleveland Browns (10/20):** Appeared on nine defensive plays, but did not record any statistics.

► **at Minnesota Vikings (10/27):** Saw action on two defensive snaps, but did not record any statistics.

► **vs. Chicago Bears (11/4):** Inactive.

► **vs. Philadelphia Eagles (11/10):** Inactive

► **at New York Giants (11/17):** Returned to the gameday lineup and appeared on 22 plays, mostly in the second half in relief of an injured Johnny Jolly (groin)...Posted one assisted tackle.

► **vs. Minnesota Vikings (11/24):** Appeared on 27 defensive snaps and posted three tackles (two solo)...Suffered an ankle injury late in the fourth quarter and did not return to the game.

► **at Detroit Lions (11/28):** Was sidelined during the practice week due to the ankle injury and was inactive on gameday.

► **vs. Atlanta Falcons (12/8):** Inactive.

► **at Dallas Cowboys (12/15):** Inactive.

► **vs. Pittsburgh Steelers (12/22):** Returned to practice during the week and was back in the gameday lineup after Jolly was placed on injured reserve (shoulder/neck) the day before the game...Appeared on seven defensive plays.

99 Jerel Worthy, DE, 2nd Year, Michigan State

2013 Season: Opened the 2013 season on the reserve/physically unable to perform list after suffering a significant knee injury late in the fourth quarter of the team's 2012 regular-season finale at Minnesota...Returned to practice, Nov. 13 and was added to the active roster, Nov. 23.

► **vs. Minnesota Vikings (11/24):** Made his season debut after being activated to the 53-man roster the day before the game...Appeared on 10 defensive plays and tallied a solo tackle.

► **at Detroit Lions (11/28):** Inactive.

► **vs. Atlanta Falcons (12/8):** Inactive.

► **at Dallas Cowboys (12/15):** Inactive.

► **vs. Pittsburgh Steelers (12/22):** Inactive.

National Football League Game Summary

NFL Copyright © 2013 by The National Football League. All rights reserved. This summary and play-by-play is for the express purpose of assisting media in their coverage of the game; any other use of this material is prohibited without the written permission of the National Football League. Updated: 12/23/2013

Date: Sunday, 12/22/2013

Pittsburgh Steelers at Green Bay Packers

Start Time: 3:25 PM CST

at Lambeau Field, Green Bay, WI

Game Day Weather

Game Weather: Snow

Temp: 23° F (-5.0° C) Humidity: 78%, Wind: North 13 mph

Played Outdoor on Turf: DD GrassMaster

Wind Chill: 11

Officials

Referee: Cheffers, Carl (51)

Umpire: Wash, Undrey (96)

Head Linesman: Payne, Kent (79)

Line Judge: Symonette, Thomas (100)

Side Judge: Hayes, Laird (125)

Field Judge: Lamberth, Jeff (21)

Back Judge: Prukop, Todd (30)

Replay Official: Stewart, Charles ()

Lineups

Pittsburgh Steelers

Offense		Defense	
WR 88	E.Sanders	DE 97	C.Heyward
TE 87	M.Spaeth	DE 99	B.Keisel
LT 68	K.Beachum	LOLB 93	J.Worilds
LG 73	R.Foster	LILB 57	T.Garvin
C 72	C.Wallace	RILB 94	L.Timmons
RG 66	D.DeCastro	ROLB 54	C.Carter
RT 77	M.Gilbert	LCB 28	C.Allen
TE 83	H.Miller	RCB 24	I.Taylor
WR 84	A.Brown	SS 43	T.Polamalu
QB 7	B.Roethlisberger	FS 25	R.Clark
RB 26	L.Bell	CB 22	W.Gay

Green Bay Packers

Offense		Defense	
WR 87	J.Nelson	LDE 90	B.Raji
WR 11	J.Boykin	NT 79	R.Pickett
LT 69	D.Bakhtiari	LOLB 96	M.Neal
LG 71	J.Sitton	BLB 50	A.Hawk
C 62	E.Dietrich-Smith	MLB 59	B.Jones
RG 70	T.Lang	ROLB 52	C.Matthews
RT 67	D.Barclay	LCB 38	T.Williams
TE 81	A.Quarless	RCB 37	S.Shields
WR 89	J.Jones	SS 42	M.Burnett
QB 10	M.Flynn	FS 43	M.Jennings
RB 27	E.Lacy	CB 33	M.Hyde

Substitutions

K 6 S.Suisham, P 10 M.McBriar, WR 11 M.Wheaton, S 20 W.Allen, S 21 R.Golden, RB 23 F.Jones, RB 27 J.Dwyer, S 29 S.Thomas, CB 41 A.Blake, FB 46 W.Johnson, LB 55 S.Sylvester, LS 60 G.Warren, DE 65 A.Woods, DE 69 B.Arnfelt, OT 76 M.Adams, OT 78 G.Whimper, TE 81 D.Paulson, TE 82 M.Palmer, WR 89 J.Cotchery, NT 90 S.McLendon, DE 96 E.Hood, LB 98 V.Williams

Substitutions

K 2 M.Crosby, P 8 T.Masthay, WR 13 C.Harper, RB 22 K.Bell, CB 24 J.Bush, S 28 S.Richardson, FB 30 J.Kuhn, CB 31 D.House, S 32 C.Banjo, RB 44 J.Starks, LB 53 N.Perry, LB 54 V.Aiyewa, LB 55 A.Mulumba, LB 57 J.Lattimore, LS 61 B.Goode, T 74 M.Newhouse, DT 76 M.Daniels, T 78 D.Sherrod, TE 82 R.Taylor, TE 85 J.Stoneburner, DE 93 J.Boyd, DE 95 D.Jones, DE 98 C.Wilson

Did Not Play

QB 5 B.Gradkowski, C 62 E.Olsen

QB 16 S.Tolzien

Not Active

QB 3 L.Jones, WR 14 D.Moye, CB 39 I.Green, LB 44 J.Westerman, C/G 71 D.Snow, DT 92 H.Fangupo, LB 95 J.Jones

Did Not Play

Not Active

QB 12 A.Rodgers, LB 51 N.Palmer, G 65 L.Taylor, C/G 73 J.Tretter, DE 99 J.Worthy

Field Goals (made () & missed)

Player	Attempts	Made	Missed
S.Suisham	(31)	1	30
M.Crosby	(22)	7	15

	1	2	3	4	OT	Total
VISITOR: Pittsburgh Steelers	7	3	21	7	0	38
HOME: Green Bay Packers	7	7	7	10	0	31

Scoring Plays

Team	Qtr	Time	Play Description (Extra Point) (Drive Info)	Visitor	Home
Packers	1	4:02	J.Boykin 5 yd. pass from M.Flynn (M.Crosby kick) (13-87, 5:19)	0	7
Steelers	1	0:01	E.Sanders 1 yd. pass from B.Roethlisberger (S.Suisham kick) (7-73, 4:01)	7	7
Packers	2	1:53	E.Lacy 14 yd. run (M.Crosby kick) (7-71, 2:49)	7	14
Steelers	2	0:02	S.Suisham 31 yd. Field Goal (8-32, 1:51)	10	14
Steelers	3	11:51	B.Roethlisberger 13 yd. run (S.Suisham kick) (6-75, 3:09)	17	14
Packers	3	5:19	E.Lacy 2 yd. run (M.Crosby kick) (4-3, 1:07)	17	21
Steelers	3	1:55	M.Spaeth 11 yd. pass from B.Roethlisberger (S.Suisham kick) (6-68, 3:24)	24	21
Steelers	3	1:37	C.Allen 40 yd. interception return (S.Suisham kick)	31	21
Packers	4	12:04	M.Crosby 22 yd. Field Goal (6-19, 2:56)	31	24

National Football League Game Summary

NFL Copyright © 2013 by The National Football League. All rights reserved. This summary and play-by-play is for the express purpose of assisting media in their coverage of the game; any other use of this material is prohibited without the written permission of the National Football League. Updated: 12/23/2013

Packers	4	7:14	J.Kuhn 1 yd. run (M.Crosby kick) (6-58, 3:13)	31	31
Steelers	4	1:25	L.Bell 1 yd. run (S.Suisham kick) (5-17, 0:26)	38	31
Paid Attendance: 77,999					Time: 3:25

Pittsburgh Steelers vs Green Bay Packers
12/22/2013 at Lambeau Field

Final Individual Statistics

Pittsburgh Steelers

Green Bay Packers

RUSHING						RUSHING					
	ATT	YDS	AVG	LG	TD		ATT	YDS	AVG	LG	TD
L.Bell	26	124	4.8	25	1	E.Lacy	15	84	5.6	14	2
B.Roethlisberger	1	13	13.0	13	1	J.Starks	10	47	4.7	9	0
F.Jones	1	7	7.0	7	0	J.Kuhn	3	12	4.0	9	1
J.Dwyer	1	7	7.0	7	0	M.Flynn	2	8	4.0	7	0
Total	29	151	5.2	25	2	Total	30	151	5.0	14	3

PASSING									PASSING								
	ATT	CMP	YDS	SK/YD	TD	LG	IN	RT		ATT	CMP	YDS	SK/YD	TD	LG	IN	RT
B.Roethlisberger	28	16	167	1/5	2	36	1	83.5	M.Flynn	39	21	232	3/13	1	31	1	69.6
M.McBriar	1	1	30	0/0	0	30	0	118.8	Total	39	21	232	3/13	1	31	1	69.6
Total	29	17	197	1/5	2	36	1	87.9	Total	39	21	232	3/13	1	31	1	69.6

PASS RECEIVING								PASS RECEIVING							
	TAR	REC	YDS	AVG	LG	TD		TAR	REC	YDS	AVG	LG	TD		
A.Brown	13	6	105	17.5	36	0	J.Jones	12	9	84	9.3	21	0		
H.Miller	4	3	17	5.7	6	0	J.Boykin	13	5	54	10.8	21	1		
E.Sanders	2	2	7	3.5	6	1	J.Nelson	5	3	46	15.3	31	0		
D.Paulson	1	1	30	30.0	30	0	E.Lacy	3	2	6	3.0	5	0		
M.Spaeth	1	1	11	11.0	11	1	J.Starks	1	1	23	23.0	23	0		
J.Cotchery	2	1	9	9.0	9	0	A.Quarless	4	1	19	19.0	19	0		
J.Dwyer	1	1	7	7.0	7	0	J.Kuhn	1	0	0	0.0	0	0		
W.Johnson	1	1	6	6.0	6	0	Total	39	21	232	11.0	31	1		
L.Bell	3	1	5	5.0	5	0									
F.Jones	1	0	0	0.0	0	0									
Total	29	17	197	11.6	36	2									

INTERCEPTIONS							INTERCEPTIONS						
	NO	YDS	AVG	LG	TD		NO	YDS	AVG	LG	TD		
C.Allen	1	40	40.0	40	1	A.Hawk	1	7	7.0	7	0		
Total	1	40	40.0	40	1	Total	1	7	7.0	7	0		

PUNTING								PUNTING							
	NO	YDS	AVG	NET	TB	IN20	LG		NO	YDS	AVG	NET	TB	IN20	LG
M.McBriar	5	178	35.6	32.4	0	3	39	T.Masthay	5	208	41.6	33.4	0	1	51
Total	5	178	35.6	32.4	0	3	39	Total	5	208	41.6	33.4	0	1	51

PUNT RETURNS								PUNT RETURNS							
	NO	YDS	AVG	FC	LG	TD		NO	YDS	AVG	FC	LG	TD		
A.Brown	2	41	20.5	0	41	0	M.Hyde	2	16	8.0	2	10	0		
[DOWNED]	3	0	0.0	0	0	0	[DOWNED]	1	0	0.0	0	0	0		
Total	2	41	20.5	0	41	0	Total	2	16	8.0	2	10	0		

KICKOFF RETURNS								KICKOFF RETURNS							
	NO	YDS	AVG	FC	LG	TD		NO	YDS	AVG	FC	LG	TD		
F.Jones	4	63	15.8	0	25	0	M.Hyde	5	167	33.4	0	70	0		
E.Sanders	1	54	54.0	0	46	0	J.Stoneburner	1	0	0.0	0	0	0		
[TOUCHBACK]	1	0	0.0	0	0	0	[TOUCHBACK]	1	0	0.0	0	0	0		
Total	5	117	23.4	0	46	0	Total	6	167	27.8	0	70	0		

Pittsburgh Steelers

FUMBLES	FUM	LOST	OWN-REC	YDS	TD	FORCED	OPP-REC	YDS	TD	OUT-BDS
A.Brown	1	0	1	0	0	0	0	0	0	0
L.Bell	1	1	0	0	0	0	0	0	0	0
T.Polamalu	0	0	0	0	0	1	0	0	0	0
B.Keisel	0	0	0	0	0	0	1	0	0	0
Total	2	1	1	0	0	1	1	0	0	0

Green Bay Packers

FUMBLES	FUM	LOST	OWN-REC	YDS	TD	FORCED	OPP-REC	YDS	TD	OUT-BDS
M.Flynn	1	1	0	0	0	0	0	0	0	0
J.Lattimore	0	0	0	0	0	1	0	0	0	0
T.Williams	0	0	0	0	0	0	1	0	0	0
Total	1	1	0	0	0	1	1	0	0	0

Pittsburgh Steelers vs Green Bay Packers
12/22/2013 at Lambeau Field

Final Team Statistics

	Visitor Steelers	Home Packers
TOTAL FIRST DOWNS	21	26
By Rushing	8	11
By Passing	10	12
By Penalty	3	3
THIRD DOWN EFFICIENCY	2-10-20%	6-14-43%
FOURTH DOWN EFFICIENCY	2-2-100%	0-0-0%
TOTAL NET YARDS	343	370
Total Offensive Plays (inc. times thrown passing)	59	72
Average gain per offensive play	5.8	5.1
NET YARDS RUSHING	151	151
Total Rushing Plays	29	30
Average gain per rushing play	5.2	5.0
Tackles for a loss-number and yards	1-1	1-2
NET YARDS PASSING	192	219
Times thrown - yards lost attempting to pass	1-5	3-13
Gross yards passing	197	232
PASS ATTEMPTS-COMPLETIONS-HAD INTERCEPTED	29-17-1	39-21-1
Avg gain per pass play (inc.# thrown passing)	6.4	5.2
KICKOFFS Number-In End Zone-Touchbacks	7-3-1	6-1-1
PUNTS Number and Average	5-35.6	5-41.6
Had Blocked	0	0
FGs - PATs Had Blocked	0-0	0-0
Net Punting Average	32.4	33.4
TOTAL RETURN YARDAGE (Not Including Kickoffs)	81	23
No. and Yards Punt Returns	2-41	2-16
No. and Yards Kickoff Returns	5-117	6-167
No. and Yards Interception Returns	1-40	1-7
PENALTIES Number and Yards	7-58	9-90
FUMBLES Number and Lost	2-1	1-1
TOUCHDOWNS	5	4
Rushing	2	3
Passing	2	1
Interceptions	1	0
EXTRA POINTS Made-Attempts	5-5	4-4
Kicking Made-Attempts	5-5	4-4
FIELD GOALS Made-Attempts	1-1	1-1
RED ZONE EFFICIENCY	4-5-80%	4-6-67%
GOAL TO GO EFFICIENCY	2-2-100%	3-5-60%
SAFETIES	0	0
FINAL SCORE	38	31
TIME OF POSSESSION	26:40	33:20

Pittsburgh Steelers vs Green Bay Packers
12/22/2013 at Lambeau Field

Ball Possession And Drive Chart

Pittsburgh Steelers

#	Time Recd	Time Lost	Time Poss	How Ball Obtained	Drive Began	# Play	Yds Gain	Yds Pen	Net Yds	1st Down	Last Scrm	How Given Up
1	13:00	9:21	3:39	Punt	PIT 28	6	34	-10	24	2	GB 48	Punt
2	4:02	0:01	4:01	Kickoff	PIT 27	7	73	0	73	4	* GB 1	Touchdown
3	12:04	10:07	1:57	Punt	GB 48	3	8	0	8	0	GB 40	Punt
4	6:49	4:42	2:07	Punt	PIT 38	5	14	-10	4	1	PIT 42	Punt
5	1:53	0:02	1:51	Kickoff	GB 45	8	32	0	32	2	* GB 13	Field Goal
6	15:00	11:51	3:09	Kickoff	PIT 25	6	62	13	75	4	* GB 13	Touchdown
7	6:32	6:26	0:06	Punt	PIT 2	1	1	0	1	0	PIT 2	Fumble
8	5:19	1:55	3:24	Kickoff	PIT 32	6	53	15	68	4	* GB 11	Touchdown
9	0:09	0:00	0:09	Punt	PIT 38	1	0	0	0	0	PIT 38	Interception
10	12:04	10:27	1:37	Kickoff	PIT 20	3	6	0	6	0	PIT 26	Punt
11	7:14	3:00	4:14	Kickoff	PIT 11	9	48	0	48	2	GB 41	Punt
12	1:51	1:25	0:26	Fumble	GB 17	5	12	5	17	2	* GB 1	Touchdown

(411) Average PIT 34

Green Bay Packers

#	Time Recd	Time Lost	Time Poss	How Ball Obtained	Drive Began	# Play	Yds Gain	Yds Pen	Net Yds	1st Down	Last Scrm	How Given Up
1	15:00	13:00	2:00	Kickoff	GB 32	3	1	0	1	0	GB 33	Punt
2	9:21	4:02	5:19	Punt	GB 13	13	87	0	87	6	* PIT 5	Touchdown
3	0:01	12:04	2:57	Kickoff	GB 27	4	20	0	20	2	GB 47	Punt
4	10:07	6:49	3:18	Punt	GB 7	6	23	-10	13	1	GB 20	Punt
5	4:42	1:53	2:49	Punt	GB 29	7	71	0	71	5	* PIT 14	Touchdown
6	0:02	0:00	0:02	Kickoff		0	0	0	0	0		End of Half
7	11:51	6:32	5:19	Kickoff	GB 20	13	39	5	44	4	PIT 36	Punt
8	6:26	5:19	1:07	Fumble	PIT 3	4	0	3	3	2	* PIT 2	Touchdown
9	1:55	1:37	0:18	Kickoff	GB 40	1	0	0	0	0	GB 40	Interception
10	1:37	0:09	1:28	Kickoff	GB 15	3	3	-7	-4	0	GB 11	Punt
11	15:00	12:04	2:56	Interception	PIT 23	6	29	-10	19	1	* PIT 4	Field Goal
12	10:27	7:14	3:13	Punt	GB 42	6	58	0	58	4	* PIT 1	Touchdown
13	3:00	1:51	1:09	Punt	GB 8	3	9	0	9	0	GB 10	Fumble
14	1:25	0:00	1:25	Kickoff	PIT 31	4	30	-5	25	1	* PIT 6	End of Game

(476) Average GB 37

* inside opponent's 20

Time of Possession by Quarter

Visitor	1st	2nd	3rd	4th	OT	Total
Pittsburgh Steelers	7:40	5:55	6:48	6:17		26:40
Green Bay Packers	7:20	9:05	8:12	8:43		33:20

Kickoff Drive No.-Start Average

Steelers: 6 - PIT 28

Packers: 6 - GB 34

Pittsburgh Steelers vs Green Bay Packers
12/22/2013 at Lambeau Field

Final Defensive Statistics

Pittsburgh Steelers	Regular Defensive Plays											Special Teams					Misc			
	TKL	AST	COMB	SK	/ YDS	TFL	Q	IN	PD	FF	FR	TKL	AST	FF	FR	BL	TKL	AST	FF	FR
R.Clark	9	1	10	0	0	0	0	0	0	0	0	0	0	0	0	0	0	0	0	0
L.Timmons	8	2	10	1	7	1	2	0	0	0	0	0	0	0	0	0	0	0	0	0
C.Allen	5	1	6	0	0	0	0	1	2	0	0	0	0	0	0	0	0	0	0	0
C.Heyward	3	3	6	0	0	0	0	0	1	0	0	0	0	0	0	0	0	0	0	0
I.Taylor	3	2	5	0	0	0	0	0	0	0	0	0	0	0	0	0	0	0	0	0
T.Polamalu	3	1	4	0	0	0	0	0	1	1	0	0	0	0	0	0	0	0	0	0
S.Sylvester	3	1	4	0	0	0	0	0	0	0	0	1	0	0	0	0	0	0	0	0
J.Worlids	3	0	3	1	3	1	1	0	0	0	0	0	0	0	0	0	0	0	0	0
W.Gay	3	0	3	0	0	0	0	0	0	0	0	0	0	0	0	0	0	0	0	0
V.Williams	2	0	2	0	0	1	0	0	0	0	0	0	0	0	0	0	0	0	0	0
W.Allen	0	2	2	0	0	0	0	0	0	0	0	0	0	0	0	0	0	0	0	0
B.Keisel	1	0	1	1	3	1	1	0	0	0	1	0	0	0	0	0	0	0	0	0
C.Carter	1	0	1	0	0	0	0	0	0	0	0	0	0	0	0	0	0	0	0	0
A.Woods	1	0	1	0	0	0	0	0	0	0	0	0	0	0	0	0	0	0	0	0
S.McLendon	0	1	1	0	0	0	0	0	0	0	0	0	0	0	0	0	0	0	0	0
E.Hood	0	1	1	0	0	0	0	0	0	0	0	0	0	0	0	0	0	0	0	0
S.Suisham	0	0	0	0	0	0	0	0	0	0	0	2	0	0	0	0	0	0	0	0
S.Thomas	0	0	0	0	0	0	0	0	0	0	0	2	0	0	0	0	0	0	0	0
T.Garvin	0	0	0	0	0	0	0	0	0	0	0	1	0	0	0	0	0	0	0	0
W.Johnson	0	0	0	0	0	0	0	0	0	0	0	1	0	0	0	0	0	0	0	0
A.Brown	0	0	0	0	0	0	0	0	0	0	0	0	0	0	1	0	1	0	0	0
M.Spaeth	0	0	0	0	0	0	0	0	0	0	0	0	0	0	0	0	1	0	0	0
Total	45	15	60	3	13	4	4	1	4	1	1	7	0	0	1	0	2	0	0	0

TKL = Tackle AST = Assist COMB = Combined QH=QB Hit IN = Interception PD = Pass Defense FF = Forced Fumble FR = Fumble Recovery

Green Bay Packers	Regular Defensive Plays											Special Teams					Misc			
	TKL	AST	COMB	SK	/ YDS	TFL	QH	IN	PD	FF	FR	TKL	AST	FF	FR	BL	TKL	AST	FF	FR
M.Burnett	6	2	8	0	0	0	0	0	0	0	0	0	0	0	0	0	0	0	0	0
A.Hawk	4	2	6	0	0	0	0	1	1	0	0	0	0	0	0	0	0	0	0	0
A.Mulumba	4	2	6	0	0	0	0	0	0	0	0	0	0	0	0	0	0	0	0	0
M.Neal	5	0	5	0	0	1	0	0	0	0	0	0	0	0	0	0	0	0	0	0
T.Williams	3	2	5	0	0	0	0	0	0	0	1	0	0	0	0	0	0	0	0	0
S.Richardson	3	2	5	0	0	0	0	0	0	0	0	0	0	0	0	0	0	0	0	0
M.Hyde	1	4	5	0	0	0	0	0	1	0	0	1	0	0	0	0	0	0	0	0
C.Matthews	3	0	3	1	5	1	1	0	0	0	0	0	0	0	0	0	0	0	0	0
S.Shields	3	0	3	0	0	0	0	0	2	0	0	0	0	0	0	0	0	0	0	0
J.Lattimore	3	0	3	0	0	0	0	0	0	1	0	0	0	0	0	0	0	0	0	0
M.Jennings	1	2	3	0	0	0	0	0	0	0	0	1	0	0	0	0	0	0	0	0
B.Jones	1	0	1	0	0	0	0	0	0	0	0	0	0	0	0	0	0	0	0	0
C.Banjo	1	0	1	0	0	0	0	0	0	0	0	0	0	0	0	0	0	0	0	0
M.Daniels	0	0	0	0	0	0	1	0	0	0	0	0	0	0	0	0	0	0	0	0
J.Stoneburner	0	0	0	0	0	0	1	0	0	0	0	0	0	0	0	0	0	0	0	0
V.Aiyewa	0	0	0	0	0	0	0	0	0	0	0	2	0	0	0	0	0	0	0	0
B.Goode	0	0	0	0	0	0	0	0	0	0	0	1	0	0	0	0	0	0	0	0
D.House	0	0	0	0	0	0	0	0	0	0	0	1	0	0	0	0	0	0	0	0
J.Bush	0	0	0	0	0	0	0	0	0	0	0	1	0	0	0	0	0	0	0	0
M.Crosby	0	0	0	0	0	0	0	0	0	0	0	0	1	0	0	0	0	0	0	0
J.Kuhn	0	0	0	0	0	0	0	0	0	0	0	0	0	0	0	0	1	0	0	0
Total	38	16	54	1	5	2	3	1	4	1	1	7	1	0	0	0	1	0	0	0

First Quarter

12/22/2013

Play By Play

GB wins toss, elects to Receive, and PIT elects to defend the South goal.

S.Suisham kicks 66 yards from PIT 35 to GB -1. M.Hyde to GB 32 for 33 yards (S.Suisham).

Green Bay Packers at 15:00, (1st play from scrimmage 14:54)

- 1-10-GB 32 (14:54) (Shotgun) E.Lacy left end to GB 37 for 5 yards (J.Worlds).
 2-5-GB 37 (14:19) E.Lacy left tackle to GB 40 for 3 yards (C.Heyward).
 3-2-GB 40 (13:41) (No Huddle, Shotgun) M.Flynn sacked at GB 33 for -7 yards (L.Timmons).
 4-9-GB 33 (13:09) T.Masthay punts 39 yards to PIT 28, Center-B.Goode, downed by GB-J.Lattimore.

Pittsburgh Steelers at 13:00

- 1-10-PIT 28 (13:00) L.Bell left end to PIT 39 for 11 yards (S.Shields). R1
1-10-PIT 39 (12:25) (Shotgun) B.Roethlisberger pass short right to H.Miller to PIT 45 for 6 yards (M.Burnett).
 2-4-PIT 45 (11:47) L.Bell left end to 50 for 5 yards (S.Shields). R2
1-10-50 (11:03) *PENALTY on PIT-M.Gilbert, False Start, 5 yards, enforced at 50 - No Play.*
 1-15-PIT 45 (10:38) (Shotgun) B.Roethlisberger pass short right to A.Brown to GB 49 for 6 yards (B.Jones, A.Hawk).
 2-9-GB 49 (9:56) B.Roethlisberger pass incomplete deep middle to A.Brown (S.Shields).
 3-9-GB 49 (9:49) (Shotgun) *PENALTY on PIT-B.Roethlisberger, Delay of Game, 5 yards, enforced at GB 49 - No Play.*
 3-14-PIT 46 (9:49) (Shotgun) B.Roethlisberger pass short left to E.Sanders pushed ob at GB 48 for 6 yards (M.Burnett).
 4-8-GB 48 (9:28) M.McBriar punts 35 yards to GB 13, Center-G.Warren, fair catch by M.Hyde.

Green Bay Packers at 9:21

- 1-10-GB 13 (9:21) (Shotgun) M.Flynn pass short left to J.Jones to GB 20 for 7 yards (C.Allen, L.Timmons).
 2-3-GB 20 (8:55) (No Huddle, Shotgun) M.Flynn pass short right to J.Boykin to GB 35 for 15 yards (C.Allen). P1
1-10-GB 35 (8:27) (No Huddle) M.Flynn pass incomplete short right to J.Boykin.
 2-10-GB 35 (8:24) (Shotgun) M.Flynn pass short right to J.Starks pushed ob at PIT 42 for 23 yards (R.Clark). P2
1-10-PIT 42 (7:52) (No Huddle, Shotgun) M.Flynn pass incomplete short right to J.Boykin.
 2-10-PIT 42 (7:48) (Shotgun) M.Flynn pass short left to J.Jones to PIT 34 for 8 yards (I.Taylor).
 3-2-PIT 34 (7:19) (No Huddle, Shotgun) J.Starks left guard to PIT 30 for 4 yards (L.Timmons). R3
1-10-PIT 30 (6:38) (Shotgun) M.Flynn pass incomplete deep right to J.Boykin (C.Allen).
 2-10-PIT 30 (6:30) E.Lacy left end to PIT 16 for 14 yards (R.Clark; I.Taylor). PIT-I.Taylor was injured during the play. R4
1-10-PIT 16 (6:03) E.Lacy left end to PIT 15 for 1 yard (L.Timmons).
 2-9-PIT 15 (5:23) (Shotgun) E.Lacy left tackle to PIT 7 for 8 yards (R.Clark, W.Allen).
 3-1-PIT 7 (4:45) J.Kuhn up the middle to PIT 5 for 2 yards (S.McLendon; C.Heyward). R5
1-5-PIT 5 (4:06) (Shotgun) **M.Flynn pass short right to J.Boykin for 5 yards, TOUCHDOWN.** P6
 M.Crosby extra point is GOOD, Center-B.Goode, Holder-T.Masthay.

PIT 0 GB 7, 13 plays, 87 yards, 5:19 drive, 10:58 elapsed

M.Crosby kicks 64 yards from GB 35 to PIT 1. E.Sanders to PIT 9 for 8 yards. Lateral to F.Jones to PIT 27 for 18 yards (V.Aiyewa).

Pittsburgh Steelers at 4:02, (1st play from scrimmage 3:54)

- 1-10-PIT 27 (3:54) L.Bell left tackle to PIT 29 for 2 yards (C.Matthews).
 2-8-PIT 29 (3:17) (No Huddle, Shotgun) L.Bell left guard to GB 49 for 22 yards (M.Neal). R3
1-10-GB 49 (2:32) (No Huddle) B.Roethlisberger pass deep right to A.Brown ran ob at GB 13 for 36 yards (T.Williams). P4
1-10-GB 13 (1:58) (No Huddle) L.Bell left end to GB 11 for 2 yards (A.Hawk).
 2-8-GB 11 (1:14) (No Huddle, Shotgun) L.Bell right guard to GB 4 for 7 yards (M.Burnett, M.Jennings).
 3-1-GB 4 (:48) (No Huddle) L.Bell right tackle to GB 1 for 3 yards (M.Jennings, M.Hyde). R5
1-1-GB 1 (:07) (No Huddle, Shotgun) **B.Roethlisberger pass short left to E.Sanders for 1 yard, TOUCHDOWN.** P6
 S.Suisham extra point is GOOD, Center-G.Warren, Holder-M.McBriar.

PIT 7 GB 7, 7 plays, 73 yards, 4:01 drive, 14:59 elapsed

S.Suisham kicks 38 yards from PIT 35 to GB 27. J.Stoneburner (didn't try to advance) to GB 27 for no gain (T.Garvin).

END OF QUARTER

	Score	Time Poss	First Downs				Efficiencies	
			R	P	X	T	3 Down	4 Down
Pittsburgh Steelers	7	7:40	4	2	0	6	1/2	0/0
Green Bay Packers	7	7:20	3	3	0	6	2/3	0/0

Second Quarter

12/22/2013

Play By Play

Green Bay Packers continued.

Green Bay Packers Q1-00:01, (1st play from scrimmage 15:00)

1-10-GB 27 (15:00) M.Flynn pass short right to J.Boykin to GB 48 for 21 yards (S.Sylvester). P7
PENALTY on PIT-C.Heyward, Roughing the Passer, 15 yards, enforced at GB 48. X8

1-10-PIT 37 (14:30) E.Lacy left guard to PIT 36 for 1 yard (V.Williams).

2-9-PIT 36 (13:52) (Shotgun) M.Flynn left end to PIT 35 for 1 yard (L.Timmons).

3-8-PIT 35 (13:08) (Shotgun) M.Flynn pass short right to J.Nelson to PIT 27 for 8 yards (W.Gay) [J.Worilds].
PENALTY on GB-J.Sitton, Face Mask (15 Yards), 15 yards, enforced at PIT 35 - No Play.

3-23-50 (12:33) M.Flynn sacked at GB 47 for -3 yards (J.Worilds).

4-26-GB 47 (12:19) T.Masthay punts 42 yards to PIT 11, Center-B.Goode. A.Brown pushed ob at GB 48 for 41 yards (B.Goode).

Pittsburgh Steelers at 12:04

1-10-GB 48 (12:04) L.Bell right guard to GB 45 for 3 yards (C.Matthews).

2-7-GB 45 (11:28) (No Huddle) L.Bell left tackle to GB 40 for 5 yards (M.Burnett).

3-2-GB 40 (10:50) (No Huddle) L.Bell left guard to GB 40 for no gain (M.Hyde; S.Richardson).

4-2-GB 40 (10:13) M.McBriar punts 33 yards to GB 7, Center-G.Warren, fair catch by M.Hyde.

Green Bay Packers at 10:07

1-10-GB 7 (10:07) (Shotgun) M.Flynn pass short middle to E.Lacy to GB 12 for 5 yards (L.Timmons).

2-5-GB 12 (9:30) (Shotgun) M.Flynn pass short left to J.Jones to GB 16 for 4 yards (I.Taylor).

3-1-GB 16 (8:51) (Shotgun) M.Flynn pass short middle to J.Jones to GB 29 for 13 yards (R.Clark). P9

1-10-GB 29 (8:12) E.Lacy left end to GB 31 for 2 yards (J.Worilds).
PENALTY on GB-M.Newhouse, Offensive Holding, 10 yards, enforced at GB 29 - No Play.

1-20-GB 19 (7:48) M.Flynn pass short right to E.Lacy to GB 20 for 1 yard (J.Worilds).
 Timeout #1 by GB at 07:08.

2-19-GB 20 (7:08) (Shotgun) M.Flynn pass incomplete short middle to J.Jones (T.Polamalu).

3-19-GB 20 (7:03) (Shotgun) M.Flynn pass incomplete short middle to J.Kuhn.

4-19-GB 20 (6:58) T.Masthay punts 41 yards to PIT 39, Center-B.Goode. A.Brown MUFFS catch, and recovers at PIT 38. A.Brown to PIT 38 for no gain (D.House).

Pittsburgh Steelers at 6:49

1-10-PIT 38 (6:49) (Shotgun) B.Roethlisberger pass incomplete short right to L.Bell.

2-10-PIT 38 (6:46) (Shotgun) B.Roethlisberger pass short right to A.Brown to GB 44 for 18 yards (T.Williams). P7

1-10-GB 44 (6:15) (No Huddle) L.Bell left tackle to GB 43 for 1 yard (S.Richardson).

2-9-GB 43 (5:41) (No Huddle) B.Roethlisberger pass incomplete deep right to A.Brown.

3-9-GB 43 (5:35) (Shotgun) B.Roethlisberger sacked at GB 48 for -5 yards (C.Matthews).

4-14-GB 48 (4:59) M.McBriar punts 35 yards to GB 13, Center-G.Warren, fair catch by M.Hyde.
PENALTY on PIT-G.Warren, Offensive Holding, 10 yards, enforced at GB 48 - No Play.

4-24-PIT 42 (4:51) M.McBriar punts 39 yards to GB 19, Center-G.Warren. M.Hyde to GB 29 for 10 yards (W.Johnson).

Green Bay Packers at 4:42

1-10-GB 29 (4:42) (Shotgun) M.Flynn pass short right to J.Jones to GB 33 for 4 yards (C.Allen; E.Hood).

2-6-GB 33 (4:09) (No Huddle, Shotgun) M.Flynn pass short right to J.Jones ran ob at PIT 46 for 21 yards (R.Clark). P10
 Timeout #1 by PIT at 03:44.

1-10-PIT 46 (3:44) E.Lacy right end to PIT 35 for 11 yards (C.Allen). R11

1-10-PIT 35 (3:11) (No Huddle) M.Flynn pass short left to J.Jones to PIT 33 for 2 yards (W.Gay, I.Taylor).

2-8-PIT 33 (2:38) (No Huddle, Shotgun) M.Flynn pass short middle to J.Nelson to PIT 25 for 8 yards (W.Gay). P12

1-10-PIT 25 (2:11) (No Huddle, Shotgun) E.Lacy up the middle to PIT 14 for 11 yards (C.Carter). R13

Two-Minute Warning

1-10-PIT 14 (2:00) **E.Lacy left end for 14 yards, TOUCHDOWN.** R14
 M.Crosby extra point is GOOD, Center-B.Goode, Holder-T.Masthay.

PIT 7 GB 14, 7 plays, 71 yards, 2:49 drive, 13:07 elapsed

M.Crosby kicks 56 yards from GB 35 to PIT 9. E.Sanders to GB 45 for 46 yards (V.Aiyewa, M.Crosby).

Pittsburgh Steelers at 1:53, (1st play from scrimmage 1:44)

1-10-GB 45 (1:44) (Shotgun) F.Jones up the middle to GB 38 for 7 yards (S.Richardson, M.Hyde).

Pittsburgh Steelers vs Green Bay Packers at Lambeau Field

- 2-3-GB 38 (1:18) (No Huddle, Shotgun) B.Roethlisberger pass short middle to H.Miller to GB 32 for 6 yards (J.Lattimore).
- 1-10-GB 32 (:54) (No Huddle, Shotgun) B.Roethlisberger pass incomplete short middle to F.Jones [M.Daniels].
- 2-10-GB 32 (:48) (No Huddle, Shotgun) B.Roethlisberger pass short middle to J.Cotchery to GB 23 for 9 yards (J.Lattimore).
Timeout #2 by PIT at 00:40.
- 3-1-GB 23 (:40) L.Bell up the middle to GB 13 for 10 yards (S.Richardson, M.Burnett).
- 1-10-GB 13 (:16) (No Huddle, Shotgun) B.Roethlisberger pass incomplete short right to J.Cotchery (M.Hyde).
- 2-10-GB 13 (:12) (Shotgun) B.Roethlisberger pass incomplete short middle to A.Brown.
Timeout #2 by GB at 00:06.
- 3-10-GB 13 **(:06) S.Suisham 31 yard field goal is GOOD, Center-G.Warren, Holder-M.McBriar.**

P8

R9

PIT 10 GB 14, 8 plays, 32 yards, 1:51 drive, 14:58 elapsed

S.Suisham kicks 59 yards from PIT 35 to GB 6. M.Hyde to GB 15 for 9 yards.

END OF QUARTER

	Score	Time Poss	First Downs				Efficiencies	
			R	P	X	T	3 Down	4 Down
Pittsburgh Steelers	10	5:55	1	2	0	3	1/3	0/0
Green Bay Packers	14	9:05	3	4	1	8	1/3	0/0

Third Quarter

12/22/2013

Play By Play

PIT elects to Receive, and GB elects to defend the North goal.

M.Crosby kicks 52 yards from GB 35 to PIT 13. F.Jones pushed ob at PIT 25 for 12 yards (M.Jennings).

Pittsburgh Steelers at 15:00, (1st play from scrimmage 14:55)

1-10-PIT 25	(14:55) B.Roethlisberger pass short middle to A.Brown to PIT 36 for 11 yards (S.Shields).	P10
<u>1-10-PIT 36</u>	(14:14) (No Huddle, Shotgun) B.Roethlisberger pass short left to A.Brown ran ob at PIT 42 for 6 yards (M.Burnett).	
2-4-PIT 42	(13:47) (No Huddle) L.Bell left guard to PIT 45 for 3 yards (A.Hawk, A.Mulumba).	
3-1-PIT 45	(13:21) (No Huddle) L.Bell right guard to PIT 44 for -1 yards (M.Neal).	
4-2-PIT 44	(12:40) (Punt formation) M.McBriar pass deep right to D.Paulson to GB 26 for 30 yards (C.Banjo) [J.Stoneburner].	P11
	<i>PENALTY on GB-J.Stoneburner, Roughing the Passer, 13 yards, enforced at GB 26.</i>	X12
<u>1-10-GB 13</u>	(11:57) (Shotgun) B.Roethlisberger up the middle for 13 yards, TOUCHDOWN.	R13
	S.Suisham extra point is GOOD, Center-G.Warren, Holder-M.McBriar.	

PIT 17 GB 14, 6 plays, 75 yards, 1 penalty, 3:09 drive, 3:09 elapsed

S.Suisham kicks 72 yards from PIT 35 to GB -7. M.Hyde, Touchback.

Green Bay Packers at 11:51

1-10-GB 20	(11:51) (Shotgun) M.Flynn pass incomplete deep left to J.Jones.	
2-10-GB 20	(11:45) (No Huddle) E.Lacy right tackle to GB 27 for 7 yards (R.Clark).	
3-3-GB 27	(11:15) (Shotgun) M.Flynn pass short right to J.Boykin to GB 31 for 4 yards (C.Allen).	P15
<u>1-10-GB 31</u>	(10:42) J.Starks right end to GB 35 for 4 yards (L.Timmons; C.Heyward).	
2-6-GB 35	(10:10) (No Huddle, Shotgun) M.Flynn pass incomplete deep left to J.Nelson.	
3-6-GB 35	(10:05) (Shotgun) M.Flynn sacked at GB 25 for -10 yards (S.Sylvester).	
	<i>Penalty on GB-D.Bakhtiari, Offensive Holding, offsetting, enforced at GB 35 - No Play.</i>	
	<i>Penalty on PIT-C.Heyward, Illegal Use of Hands, offsetting.</i>	
3-6-GB 35	(9:35) (Shotgun) J.Kuhn left tackle to GB 44 for 9 yards (R.Clark).	R16
<u>1-10-GB 44</u>	(8:56) (No Huddle, Shotgun) M.Flynn pass incomplete deep middle to A.Quarless (C.Heyward).	
2-10-GB 44	(8:51) (No Huddle) M.Flynn pass incomplete short right to J.Nelson.	
	<i>PENALTY on PIT-J.Worilds, Defensive Holding, 5 yards, enforced at GB 44 - No Play.</i>	X17
<u>1-10-GB 49</u>	(8:45) (Shotgun) M.Flynn pass incomplete short left to E.Lacy.	
2-10-GB 49	(8:40) (No Huddle) E.Lacy right tackle to PIT 48 for 3 yards (T.Polamalu, S.Sylvester).	
3-7-PIT 48	(8:06) (Shotgun) M.Flynn pass short middle to J.Boykin to PIT 39 for 9 yards (L.Timmons).	P18
<u>1-10-PIT 39</u>	(7:29) M.Flynn pass incomplete deep left to J.Jones.	
2-10-PIT 39	(7:23) (No Huddle, Shotgun) E.Lacy left tackle to PIT 36 for 3 yards (W.Gay).	
3-7-PIT 36	(6:47) (Shotgun) M.Flynn pass incomplete short right to J.Nelson.	
4-7-PIT 36	(6:41) T.Masthay punts 34 yards to PIT 2, Center-B.Goode, downed by GB-B.Goode.	

Pittsburgh Steelers at 6:32

1-10-PIT 2	(6:32) L.Bell right tackle to PIT 3 for 1 yard (A.Hawk, J.Lattimore).	
	Green Bay challenged the runner was down by contact ruling, and the play was REVERSED.	
	L.Bell right tackle to PIT 3 for 1 yard (J.Lattimore). FUMBLES (J.Lattimore), RECOVERED by GB-T.Williams at PIT 3. T.Williams to PIT 3 for no gain (M.Spaeth).	

Green Bay Packers at 6:26

1-3-PIT 3	(6:26) E.Lacy right tackle to PIT 5 for -2 yards (V.Williams).	
2-5-PIT 5	(5:43) (Shotgun) M.Flynn pass incomplete short left to J.Boykin [L.Timmons].	
3-5-PIT 5	(5:37) (Shotgun) M.Flynn pass incomplete short left to A.Quarless.	
4-5-PIT 5	(5:32) M.Crosby 23 yard field goal is BLOCKED (S.McLendon), Center-B.Goode, Holder-T.Masthay, ball out of bounds at PIT 5.	
	<i>PENALTY on PIT-E.Hood, Illegal Bat, 3 yards, enforced at PIT 5 - No Play.</i>	X19
<u>1-2-PIT 2</u>	(5:23) (Shotgun) E.Lacy right tackle for 2 yards, TOUCHDOWN.	R20
	M.Crosby extra point is GOOD, Center-B.Goode, Holder-T.Masthay.	

PIT 17 GB 21, 4 plays, 3 yards, 1 penalty, 1:07 drive, 9:41 elapsed

M.Crosby kicks 58 yards from GB 35 to PIT 7. F.Jones to PIT 32 for 25 yards (M.Hyde).

Pittsburgh Steelers at 5:19, (1st play from scrimmage 5:13)

1-10-PIT 32	(5:13) L.Bell right tackle to GB 43 for 25 yards (T.Williams; M.Hyde).	R14
<u>1-10-GB 43</u>	(4:37) (No Huddle) L.Bell left tackle to GB 40 for 3 yards (A.Hawk; M.Burnett).	
2-7-GB 40	(3:57) (No Huddle, Shotgun) L.Bell right tackle to GB 40 for no gain (M.Neal).	

Pittsburgh Steelers vs Green Bay Packers at Lambeau Field

PENALTY on GB-B.Raji, Unnecessary Roughness, 15 yards, enforced at GB 40.

X15

1-10-GB 25 (3:26) J.Dwyer left tackle to GB 18 for 7 yards (M.Burnett).

2-3-GB 18 (2:42) (No Huddle, Shotgun) B.Roethlisberger pass short left to J.Dwyer to GB 11 for 7 yards (A.Mulumba).

P16

1-10-GB 11 **(2:00) (No Huddle, Shotgun) B.Roethlisberger pass to M.Spaeth for 11 yards, TOUCHDOWN.**

P17

S.Suisham extra point is GOOD, Center-G.Warren, Holder-M.McBriar.

PIT 24 GB 21, 6 plays, 68 yards, 1 penalty, 3:24 drive, 13:05 elapsed
--

S.Suisham kicks 64 yards from PIT 35 to GB 1. M.Hyde to GB 40 for 39 yards (S.Suisham).

Green Bay Packers at 1:55, (1st play from scrimmage 1:46)

1-10-GB 40 **(1:46) M.Flynn pass short right intended for J.Boykin INTERCEPTED by C.Allen at GB 40. C.Allen for 40 yards, TOUCHDOWN.**

Pittsburgh Steelers at 1:37

S.Suisham extra point is GOOD, Center-G.Warren, Holder-M.McBriar.

PIT 31 GB 21, 0 plays, 40 yards, 0:00 drive, 13:23 elapsed

S.Suisham kicks 56 yards from PIT 35 to GB 9. M.Hyde to GB 25 for 16 yards (S.Thomas).

PENALTY on GB-V.Aiyewa, Offensive Holding, 10 yards, enforced at GB 25.

Green Bay Packers at 1:37, (1st play from scrimmage 1:32)

1-10-GB 15 (1:32) (Shotgun) E.Lacy right end to GB 19 for 4 yards (W.Allen).

PENALTY on GB-A.Quarless, Offensive Holding, 7 yards, enforced at GB 15 - No Play.

1-17-GB 8 (1:08) (Shotgun) E.Lacy right guard to GB 11 for 3 yards (S.Sylvester).

2-14-GB 11 (:30) (Shotgun) M.Flynn pass incomplete short right to A.Quarless.

3-14-GB 11 (:26) (Shotgun) M.Flynn pass incomplete short right to J.Boykin.

4-14-GB 11 (:21) T.Masthay punts 51 yards to PIT 38, Center-B.Goode, downed by GB-S.Richardson.

Pittsburgh Steelers at 0:09

1-10-PIT 38 (:09) B.Roethlisberger pass short middle intended for H.Miller INTERCEPTED by A.Hawk at PIT 45. A.Hawk to PIT 38 for 7 yards (A.Brown).

PENALTY on PIT-M.Spaeth, Unnecessary Roughness, 15 yards, enforced at PIT 38.

END OF QUARTER

	Score	Time Poss	First Downs				Efficiencies	
			R	P	X	T	3 Down	4 Down
Pittsburgh Steelers	31	6:48	2	4	2	8	0/1	1/1
Green Bay Packers	21	8:12	2	2	2	6	3/6	0/0

Fourth Quarter

12/22/2013

Play By Play

Green Bay Packers continued.

Green Bay Packers at 15:00

- 1-10-PIT 23 (15:00) J.Starks up the middle to PIT 19 for 4 yards (C.Heyward).
- 2-6-PIT 19 (14:19) (Shotgun) M.Flynn up the middle to PIT 11 for 8 yards (T.Polamalu).
PENALTY on GB-E.Dietrich-Smith, Offensive Holding, 10 yards, enforced at PIT 19 - No Play.
- 2-16-PIT 29 (13:48) (Shotgun) M.Flynn pass deep right to J.Jones ran ob at PIT 9 for 20 yards (C.Allen). P21
- 1-9-PIT 9 (13:23) J.Starks left tackle to PIT 6 for 3 yards (R.Clark, T.Polamalu).
- 2-6-PIT 6 (12:50) J.Starks up the middle to PIT 4 for 2 yards (S.Sylvester).
- 3-4-PIT 4 (12:12) (Shotgun) M.Flynn pass incomplete short right to J.Boykin.
- 4-4-PIT 4 (12:08) **M.Crosby 22 yard field goal is GOOD, Center-B.Goode, Holder-T.Masthay.**

PIT 31 GB 24, 6 plays, 19 yards, 2:56 drive, 2:56 elapsed
--

M.Crosby kicks 65 yards from GB 35 to end zone, Touchback.

Pittsburgh Steelers at 12:04

- 1-10-PIT 20 (12:04) L.Bell left tackle to PIT 20 for no gain (A.Mulumba).
- 2-10-PIT 20 (11:23) (No Huddle, Shotgun) L.Bell left tackle to PIT 26 for 6 yards (A.Mulumba).
- 3-4-PIT 26 (10:40) (Shotgun) B.Roethlisberger pass incomplete short middle to A.Brown.
- 4-4-PIT 26 (10:36) M.McBriar punts 38 yards to GB 36, Center-G.Warren. M.Hyde ran ob at GB 42 for 6 yards (S.Sylvester).

Green Bay Packers at 10:27

- 1-10-GB 42 (10:27) J.Starks right end to GB 47 for 5 yards (C.Heyward).
- 2-5-GB 47 (9:48) (Shotgun) J.Starks left end to PIT 47 for 6 yards (T.Polamalu). R22
- 1-10-PIT 47 (9:07) (Shotgun) M.Flynn pass deep left to J.Nelson ran ob at PIT 16 for 31 yards (R.Clark). P23
- 1-10-PIT 16 (8:39) J.Starks right tackle to PIT 10 for 6 yards (A.Woods).
- 2-4-PIT 10 (7:56) J.Starks left tackle to PIT 1 for 9 yards (R.Clark). R24
- 1-1-PIT 1 (7:17) **J.Kuhn right guard for 1 yard, TOUCHDOWN.** R25
- M.Crosby extra point is GOOD, Center-B.Goode, Holder-T.Masthay.

PIT 31 GB 31, 6 plays, 58 yards, 3:13 drive, 7:46 elapsed
--

M.Crosby kicks 62 yards from GB 35 to PIT 3. F.Jones to PIT 11 for 8 yards (J.Bush).

Pittsburgh Steelers at 7:14, (1st play from scrimmage 7:11)

- 1-10-PIT 11 (7:11) B.Roethlisberger pass incomplete deep right to A.Brown.
- 2-10-PIT 11 (7:04) (No Huddle) B.Roethlisberger pass short right to A.Brown to PIT 39 for 28 yards (M.Jennings; T.Williams). P18
- 1-10-PIT 39 (6:26) (No Huddle) L.Bell left end to PIT 43 for 4 yards (A.Hawk).
- 2-6-PIT 43 (5:41) (No Huddle, Shotgun) B.Roethlisberger pass incomplete short left to A.Brown (S.Shields).
- 3-6-PIT 43 (5:36) (Shotgun) B.Roethlisberger pass short middle to H.Miller to PIT 48 for 5 yards (M.Neal).
Timeout #1 by PIT at 04:49.
- 4-1-PIT 48 (4:49) B.Roethlisberger pass short right to W.Johnson to GB 46 for 6 yards (M.Hyde). P19
- Penalty on GB-T.Williams, Horse Collar Tackle, declined.*
- 1-10-GB 46 (4:42) L.Bell right guard to GB 45 for 1 yard (M.Neal). GB-M.Neal was injured during the play.
- 2-9-GB 45 (3:59) (Shotgun) L.Bell left end to GB 41 for 4 yards (A.Mulumba).
- 3-5-GB 41 (3:14) (Shotgun) B.Roethlisberger pass incomplete short left to L.Bell.
- 4-5-GB 41 (3:10) M.McBriar punts 33 yards to GB 8, Center-G.Warren, downed by PIT-R.Golden.

Green Bay Packers at 3:00

- 1-10-GB 8 (3:00) (Shotgun) M.Flynn sacked at GB 5 for -3 yards (B.Keisel).
- 2-13-GB 5 (2:25) (Shotgun) M.Flynn pass short left to J.Jones to GB 10 for 5 yards (I.Taylor).

Two-Minute Warning

- 3-8-GB 10 (2:00) (Shotgun) M.Flynn left end to GB 17 for 7 yards (T.Polamalu). FUMBLES (T.Polamalu), RECOVERED by PIT-B.Keisel at GB 17.
B.Keisel to GB 17 for no gain (J.Kuhn).
Penalty on GB-D.Bakhtiari, Offensive Holding, declined.

Pittsburgh Steelers at 1:51

- 1-10-GB 17 (1:51) L.Bell up the middle to GB 15 for 2 yards (A.Hawk).
Timeout #1 by GB at 01:45.
- 2-8-GB 15 (1:45) B.Roethlisberger pass incomplete short left to A.Brown.

Pittsburgh Steelers vs Green Bay Packers at Lambeau Field

Timeout #2 by PIT at 01:40.

3-8-GB 15 (1:40) (Shotgun) B.Roethlisberger pass short right to L.Bell to GB 10 for 5 yards (T.Williams).

Timeout #2 by GB at 01:35.

4-3-GB 10 (1:35) (Field Goal formation) *PENALTY on GB-N.Perry, Encroachment, 5 yards, enforced at GB 10 - No Play.* X20

1-5-GB 5 (1:35) L.Bell left tackle to GB 1 for 4 yards (S.Richardson; A.Mulumba).

Timeout #3 by GB at 01:25.

2-1-GB 1 (1:28) (Shotgun) **L.Bell right tackle for 1 yard, TOUCHDOWN.** R21

S.Suisham extra point is GOOD, Center-G.Warren, Holder-M.McBriar.

PIT 38 GB 31, 5 plays, 17 yards, 1 penalty, 0:26 drive, 13:35 elapsed
--

S.Suisham kicks 66 yards from PIT 35 to GB -1. M.Hyde to PIT 31 for 70 yards (S.Thomas). GB-M.Hyde was injured during the play.

Green Bay Packers at 1:25

1-10-PIT 31 (1:25) (Shotgun) M.Flynn pass short left to J.Nelson ran ob at PIT 24 for 7 yards (L.Timmons).

2-2-PIT 24 (1:25) (Shotgun) M.Flynn pass short middle to A.Quarless to PIT 5 for 19 yards (L.Timmons). P26

1-5-PIT 5 (:43) J.Starks right tackle to PIT 1 for 4 yards (W.Allen; C.Heyward).

2-1-PIT 1 (:22) (No Huddle, Shotgun) *PENALTY on GB-D.Barclay, False Start, 5 yards, enforced at PIT 1 - No Play.*

2-6-PIT 6 (:03) (No Huddle, Shotgun) M.Flynn pass incomplete short left to J.Boykin.

END OF QUARTER

	Score	Time Poss	First Downs				Efficiencies	
			R	P	X	T	3 Down	4 Down
Pittsburgh Steelers	38	6:17	1	2	1	4	0/4	1/1
Green Bay Packers	31	8:43	3	3	0	6	0/2	0/0

Miscellaneous Statistics Report

Pittsburgh Steelers vs Green Bay Packers

12/22/2013 at Lambeau Field

Ten Longest Plays for Pittsburgh Steelers

Yards	Qtr	Play Start	Play Description
43	3	4-2-PIT 44	(12:40) (Punt formation) M.McBriar pass deep right to D.Paulson to GB 26 for 30 yards (C.Banjo) [J.Stoneburner]. PENALTY on GB-J.Stoneburner, Roughing the Passer, 13 yards, enforced at GB 26.
36	1	1-10-GB 49	(2:32) (No Huddle) B.Roethlisberger pass deep right to A.Brown ran ob at GB 13 for 36 yards (T.Williams).
28	4	2-10-PIT 11	(7:04) (No Huddle) B.Roethlisberger pass short right to A.Brown to PIT 39 for 28 yards (M.Jennings; T.Williams).
25	3	1-10-PIT 32	(5:13) L.Bell right tackle to GB 43 for 25 yards (T.Williams; M.Hyde).
22	1	2-8-PIT 29	(3:17) (No Huddle, Shotgun) L.Bell left guard to GB 49 for 22 yards (M.Neal).
18	2	2-10-PIT 38	(6:46) (Shotgun) B.Roethlisberger pass short right to A.Brown to GB 44 for 18 yards (T.Williams).
15	3	2-7-GB 40	(3:57) (No Huddle, Shotgun) L.Bell right tackle to GB 40 for no gain (M.Neal). PENALTY on GB-B.Raji, Unnecessary Roughness, 15 yards, enforced at GB 40.
13	3	1-10-GB 13	(11:57) (Shotgun) B.Roethlisberger up the middle for 13 yards, TOUCHDOWN.
11	1	1-10-PIT 28	(13:00) L.Bell left end to PIT 39 for 11 yards (S.Shields).
11	3	1-10-PIT 25	(14:55) B.Roethlisberger pass short middle to A.Brown to PIT 36 for 11 yards (S.Shields).

Ten Longest Plays for Green Bay Packers

Yards	Qtr	Play Start	Play Description
36	2	1-10-GB 27	(15:00) M.Flynn pass short right to J.Boykin to GB 48 for 21 yards (S.Sylvester).
31	4	1-10-PIT 47	(9:07) (Shotgun) M.Flynn pass deep left to J.Nelson ran ob at PIT 16 for 31 yards (R.Clark).
23	1	2-10-GB 35	(8:24) (Shotgun) M.Flynn pass short right to J.Starks pushed ob at PIT 42 for 23 yards (R.Clark).
21	2	2-6-GB 33	(4:09) (No Huddle, Shotgun) M.Flynn pass short right to J.Jones ran ob at PIT 46 for 21 yards (R.Clark).
20	4	2-16-PIT 29	(13:48) (Shotgun) M.Flynn pass deep right to J.Jones ran ob at PIT 9 for 20 yards (C.Allen).
19	4	2-2-PIT 24	(1:25) (Shotgun) M.Flynn pass short middle to A.Quarless to PIT 5 for 19 yards (L.Timmons).
15	1	2-3-GB 20	(8:55) (No Huddle, Shotgun) M.Flynn pass short right to J.Boykin to GB 35 for 15 yards (C.Allen).
14	1	2-10-PIT 30	(6:30) E.Lacy left end to PIT 16 for 14 yards (R.Clark; I.Taylor). PIT-I.Taylor was injured during the play.
14	2	1-10-PIT 14	(2:00) E.Lacy left end for 14 yards, TOUCHDOWN.
13	2	3-1-GB 16	(8:51) (Shotgun) M.Flynn pass short middle to J.Jones to GB 29 for 13 yards (R.Clark).

Touchdown Scoring Information

		Offense	Defense	Special Teams
VISITOR	Pittsburgh Steelers	4	1	0
HOME	Green Bay Packers	4	0	0

Player Scoring Information

Club	Player	TD	Rush TD	Rec TD	KO TD	Punt TD	Int TD	Fum TD	Misc TD	FG	XP	2Pt Rush	2Pt Rec	Sfty	Points
PIT	S.Suisham	0	0	0	0	0	0	0	0	1	5	0	0	0	8
PIT	B.Roethlisberger	0	1	0	0	0	0	0	0	0	0	0	0	0	6
PIT	L.Bell	0	1	0	0	0	0	0	0	0	0	0	0	0	6
PIT	M.Spaeth	0	0	1	0	0	0	0	0	0	0	0	0	0	6
PIT	E.Sanders	0	0	1	0	0	0	0	0	0	0	0	0	0	6
PIT	C.Allen	0	0	0	0	0	1	0	0	0	0	0	0	0	6
GB	E.Lacy	0	2	0	0	0	0	0	0	0	0	0	0	0	12
GB	M.Crosby	0	0	0	0	0	0	0	0	1	4	0	0	0	7
GB	J.Kuhn	0	1	0	0	0	0	0	0	0	0	0	0	0	6
GB	J.Boykin	0	0	1	0	0	0	0	0	0	0	0	0	0	6

Possession Detail

	First Half		Second Half		Game	
	Visitor	Home	Visitor	Home	Visitor	Home
Largest Lead	0	7	10	4	10	7
Drives Leading	0	1	3	0	3	1
Time of Possession Leading	0:00	0:02	1:52	0:00	1:52	0:02
Largest Deficit	-7	0	-4	-10	-7	-10
Drives Trailing	2	0	2	7	4	7
Time of Possession Trailing	5:52	0:00	6:33	15:46	12:25	15:46
Times Score Tied Up		1		1		2
Lead Changes		2		4		6

Playtime Percentage

Percent of playtime per player on offense, defense and special teams

Pittsburgh Steelers					Green Bay Packers								
		Offense	Defense	Special Teams			Offense	Defense	Special Teams				
R Foster	G	58	100%	6	16%	J Sitton	G	78	100%	6	16%		
M Gilbert	T	58	100%	6	16%	T Lang	G	78	100%	6	16%		
D DeCastro	G	58	100%	6	16%	D Barclay	T	78	100%	6	16%		
K Beachum	T	58	100%			D Bakhtiari	T	78	100%	6	16%		
H Miller	TE	58	100%			E Dietrich-Smith	C	78	100%				
B Roethlisberger	QB	58	100%			M Flynn	QB	78	100%				
C Wallace	C	58	100%			J Nelson	WR	76	97%				
A Brown	WR	56	97%	5	14%	J Jones	WR	73	94%				
L Bell	RB	50	86%			J Boykin	WR	70	90%				
M Spaeth	TE	42	72%			A Quarless	TE	59	76%	6	16%		
M Wheaton	WR	28	48%	16	43%	E Lacy	RB	38	49%				
E Sanders	WR	26	45%	2	5%	J Kuhn	FB	25	32%	17	46%		
J Cotchery	WR	16	28%			J Starks	RB	25	32%				
J Dwyer	RB	4	7%	9	24%	R Taylor	TE	18	23%	23	62%		
M Adams	T	4	7%	6	16%	M Newhouse	T	2	3%	6	16%		
F Jones	RB	4	7%	6	16%	B Raji	DT	1	1%	33	57%		
W Johnson	FB	2	3%	21	57%	M Daniels	DE	1	1%	29	50%		
L Timmons	LB		78	100%	6	16%	J Stoneburner	TE	1	1%	17	46%	
T Polamalu	SS		78	100%	6	16%	C Harper	WR	1	1%			
C Allen	CB		76	97%	12	32%	M Burnett	FS		58	100%	6	16%
R Clark	FS		76	97%	6	16%	A Hawk	LB		58	100%	2	5%
I Taylor	CB		75	96%	6	16%	T Williams	CB		57	98%		
C Heyward	DE		66	85%	14	38%	S Shields	CB		53	91%		
W Gay	CB		64	82%	6	16%	M Hyde	CB		49	84%	20	54%
C Carter	LB		57	73%	12	32%	M Neal	DE		49	84%	7	19%
J Worilds	LB		54	69%	8	22%	S Richardson	SS		36	62%	23	62%
W Allen	SS		51	65%	12	32%	J Lattimore	LB		34	59%	20	54%
S Sylvester	LB		45	58%	15	41%	R Pickett	NT		32	55%	1	3%
B Keisel	DE		43	55%			A Mulumba	LB		25	43%	26	70%
E Hood	DE		33	42%	6	16%	J Boyd	NT		24	41%	6	16%
S McLendon	NT		20	26%	6	16%	M Jennings	SS		22	38%	17	46%
V Williams	LB		15	19%	25	68%	N Perry	LB		22	38%	6	16%
T Garvin	LB		13	17%	12	32%	C Matthews	LB		21	36%	2	5%
A Woods	DE		13	17%	10	27%	B Jones	LB		19	33%		
R Golden	FS		1	1%	23	62%	C Wilson	DE		7	12%		
A Blake	CB				25	68%	J Bush	CB		6	10%	31	84%
D Paulson	TE				21	57%	D Jones	DE		4	7%	13	35%
S Thomas	SS				21	57%	D House	CB				31	84%
M Palmer	TE				19	51%	K Bell	RB				20	54%
M McBriar	P				13	35%	V Aiyewa	LB				18	49%
S Suisham	K				13	35%	C Banjo	FS				13	35%
G Warren	LS				13	35%	M Crosby	K				12	32%
B Arnfelt	DE				8	22%	B Goode	LS				11	30%
G Whimper	G				6	16%	T Masthay	P				11	30%

