



JETS



PACKERS

PACKERS WEEKLY MEDIA INFORMATION PACKET

NEW YORK JETS VS GREEN BAY PACKERS
SUNDAY, SEPTEMBER 14, 2014 @ 3:25 PM CDT - LAMBEAU FIELD



THE DOPE SHEET

OFFICIAL PROGRAM AND PUBLICATION, ACME-PACKERS FOOTBALL TEAM.

Packers Public Relations • Lambeau Field Atrium • 1265 Lombardi Avenue • Green Bay, WI 54304 • 920/569-7500 • 920/569-7201 fax
Jason Wahlers, Aaron Popkey, Sarah Quick, Tom Fanning, Nathan LoCascio

VOL. XVI; NO. 8

GREEN BAY, SEPT. 9, 2014

REGULAR-SEASON WEEK 2

GREEN BAY (0-1) VS. NEW YORK JETS (1-0)
Sunday, Sept. 14 • Lambeau Field • 3:25 p.m. CDT

► The Packers have 50 victories all-time in home openers, joining the Bears (65) and Lions (52) as the only NFL teams to win 50-plus home openers. Green Bay is the only NFL team to win 50-plus home openers and 50-plus road openers (53 victories).

PACKERS HOST JETS IN HOME OPENER

The Green Bay Packers play the New York Jets in the second week of the regular season. The game will kick off the Packers' 58th season at Lambeau Field. It is the Jets' first visit to Lambeau Field since Dec. 3, 2006.



- The Jets own a 8-3 record in the series, but the Packers won the last matchup, shutting out the Jets on the road in 2010 (9-0). It was the first time the Jets were shut out since 2006.
- With QB **Aaron Rodgers** as the starting quarterback, the Packers are 2-1 against AFC East teams, including 1-0 against the Jets.
- Four of the last six matchups between the two teams have been decided by single digits, including the only overtime game between the Packers and Jets, a 19-16 victory for New York in 1991.
- All but one of the four contests that the Packers and Jets have played at Lambeau Field have been decided by seven or fewer points. While Green Bay has been the home team six times in the series, two of those games took place in Milwaukee.
- Two of Green Bay's three wins against the Jets have come as the home team, but only one has taken place at Lambeau Field. The other took place in Milwaukee when the teams met for the first time on Sept. 17, 1973 (23-7).
- This will be the third time the Packers will open their home slate against the Jets (1973 in Milwaukee, 2000 in Green Bay). It will tie for the most home openers Green Bay has played against an AFC team (Los Angeles/Oakland Raiders).

HOME OPENERS

Under Head Coach **Mike McCarthy**, the Packers are 6-2 in home openers, including winning six of the last seven.

- It will be the third time the Packers play the home opener in Week 2 under McCarthy. Last season, Green Bay beat the Washington Redskins 38-20, and in 2010, the Packers defeated the Buffalo Bills 34-7.
- It will be 11th time Green Bay will play the home opener against a team from the AFC.
- The 2010 win over Buffalo was the only time Green Bay played a home opener against an AFC team under McCarthy.
- Green Bay is 5-1 in home openers with **Aaron Rodgers** starting at quarterback. Rodgers has thrown for 300-plus yards in each of the last three home openers (312, 303, 480). He has registered a passer rating over 100.0 in four home openers (115.5, 116.3, 132.1, 146.0) and was over 90.0 in the other two (92.0, 93.3).
- It is only the 17th time in franchise history that Green Bay will play its home opener outside of Week 1. The Packers are 8-8 in the previous 16 contests.
- Of the 16 times Green Bay has opened at home outside of Week 1, only once did it come after the second week of the season. That occurred in 1924, when the Packers beat the Kansas City Blues 16-0 in Week 3.

WITH THE CALL

CBS will broadcast the game to a regional audience. Play-by-play man **Greg Gumbel** joins color commentator **Trent Green** and sideline reporter **Evan Washburn**.



- Milwaukee's WTMJ (620 AM), airing Green Bay games since November 1929, heads up the Packers Radio Network that is made up of 50 stations in five states. **Wayne Larrivee** (play-by-play) and two-time Packers Pro Bowler **Larry McCarren** (color) call the action. McCarren first joined the team's broadcasts in 1995 and enters his 20th season calling Packers' games. After originally being paired together in 1999, McCarren and Larrivee enter their 16th season of broadcasts together.
- Sports USA will air the game across the country. **Adam Amin** (play-by-play) and **Jake Plummer** (analyst) will call the action, with **Mike Bloomberg** reporting from the sidelines.
- The broadcast is also available on Sirius Satellite Radio (WTMJ feed) as part of the network's NFL Sunday Drive.
- DIRECTV subscribers can watch the game on channel 716.

REGULAR SEASON

Date	Opponent	Time (CT)	TV
Thu., Sept. 4	at Seattle Seahawks	L, 16-36	68,424
Sun., Sept. 14	NEW YORK JETS	3:25 p.m.	CBS
Sun., Sept. 21	at Detroit Lions	12 p.m.	FOX
Sun., Sept. 28	at Chicago Bears	12 p.m.	FOX
Thu., Oct. 2	MINNESOTA VIKINGS (Gold Pkg.)	7:25 p.m.	CBS/NFLN
Sun., Oct. 12	at Miami Dolphins	*12 p.m.	FOX
Sun., Oct. 19	CAROLINA PANTHERS	*12 p.m.	FOX
Sun., Oct. 26	at New Orleans Saints	*7:30 p.m.	NBC
Sun., Nov. 2	Open Date		
Sun., Nov. 9	CHICAGO BEARS	*7:30 p.m.	NBC
Sun., Nov. 16	PHILADELPHIA EAGLES (Gold Pkg.)	*12 p.m.	FOX
Sun., Nov. 23	at Minnesota Vikings	*12 p.m.	FOX
Sun., Nov. 30	NEW ENGLAND PATRIOTS	*3:25 p.m.	CBS
Mon., Dec. 8	ATLANTA FALCONS	7:30 p.m.	ESPN
Sun., Dec. 14	at Buffalo Bills	*12 p.m.	FOX
Sun., Dec. 21	at Tampa Bay Buccaneers	*12 p.m.	FOX
Sun., Dec. 28	DETROIT LIONS	*12 p.m.	FOX

*—Start time and broadcast may shift due to NFL flexible scheduling

NFL POSTSEASON DATES

Jan. 3-4 AFC and NFC Wild Card Playoffs
Jan. 10-11 AFC and NFC Divisional Playoffs
Jan. 18 AFC and NFC Championship Games
Jan. 25 University of Phoenix Stadium, Arizona
Feb. 1 Super Bowl XLIX, University of Phoenix Stadium, Arizona





PACKERS VS. JETS – WEEK 2

FACING THE AFC

The Green Bay Packers have historically played well in the friendly confines of Lambeau Field, including against AFC teams. Under Head Coach **Mike McCarthy**, the Packers are 10-6 at home against teams from the AFC. Green Bay's 10 wins are tied for the second most among NFC teams since 2006.

► Dating back to 2009, Green Bay is 7-3 (.700) at Lambeau Field against teams from the AFC.

Team	Record (2009-14)	Pct.
1t. Atlanta	8-2	.800
1t. New Orleans	8-2	.800
1t. San Francisco	8-2	.800
4. Arizona	8-3	.727
5t. Green Bay	7-3	.700
5t. Chicago	7-3	.700

- In the last 10 home games against the AFC, the Packers have:
- Scored more than 30 points six times (31, 31, 34, 46, 49, 55)
 - Registered more than 300 total net yards nine times (311, 346, 350, 357, 359, 391, 460, 507)
 - Turned the ball over on offense one or fewer times in seven games
 - Recorded 22 passing touchdowns compared to seven interceptions
 - Tallied 23 pass plays of 25-plus yards
 - Rushed for more than 100 yards in five of the last seven contests
 - Registered 24 sacks, 19 interceptions and two defensive touchdowns
 - Held opponents to passer ratings below 95.0 and a combined passer rating of 62.5
 - Limited opponents to less than 85 yards rushing in three of the last four games

► The Packers have scored 31.1 points per game against AFC teams at home during the regular season, the second most in the NFL.

Team	Points Per Game vs. AFC
1. New England	31.4
2. Green Bay	31.1
3. New Orleans	30.2
4. Detroit	27.9
5. San Diego	26.1

► Green Bay scored 76 touchdowns against AFC teams since 2009 to lead the NFC.

NFC Team	TDs vs. AFC
1. Green Bay	76
2. New Orleans	74
3. Detroit	68
4t. Dallas	56
4t. Philadelphia	56

► Below is where the Packers offense ranks in the league against AFC opponents during the regular season since 2009:

Offense		NFL Rank
TD/INT Ratio	3.92	1st
Yds/Cmp	12.70	2nd
YAC/Rec	6.03	3rd
Passer Rating	100.1	4th
Pass Yds/Att	7.74	5th
Net Pass Yds/G	258.3	6th
Cmp/G	21.6	8th

SEPTEMBER STARTS

Under Head Coach **Mike McCarthy**, Green Bay has been one of the most successful teams in the league early in the season.

► Since McCarthy took over in 2006, the Packers have a 17-11 (.607) mark in the month of September. Green Bay's 17 wins are tied for second in the NFC and fifth in the NFL. The Packers' .607 winning percentage is tied for seventh in the league.

Team	Sept. Record (2006-14)	Pct.
1. New England	19-8	.704
2. Baltimore	19-9	.679
3. Denver	19-10	.655
4. Seattle	18-10	.643
5t. Dallas	17-10	.630
5t. Indianapolis	17-10	.630
7t. Green Bay	17-11	.607
7t. Chicago	17-11	.607

► In the month of September under McCarthy (2006-14), the Packers rank in the top five in the following offensive categories: points per game (3rd, 26.0), touchdowns (2nd, 86), passing touchdowns (T-2nd, 54), completions (T-2nd, 675), completion percentage (4th, 65.4), gross passing yards (5th, 7,765), passer rating (1st, 97.7) and touchdown/interception ratio (3rd, 2.84, 54/19).

► Dating back to 2008, QB **Aaron Rodgers** ranks third in the NFL with a passer rating of 99.3 in the month of September (min. 100 att.).

Quarterback	Passer Rating in Sept.
1. Peyton Manning, IND/DEN	109.4
2. Drew Brees, NO	102.8
3. Aaron Rodgers, GB	99.3
4. Philip Rivers, SD	94.1

► Since becoming a full-time starter in 2008, Rodgers ranks in the top five in the month of September in: completions (5th, 488), passing yards (7th, 5,661), passing TDs (T-4th, 39), 25-plus yard pass plays (T-7th, 45) and completion percentage (4th, 66.4).

STAT OF THE WEEK

► For the second consecutive year, the Packers started two rookies on offense in the season opener. Last Thursday, TE **Richard Rodgers** (3rd round, 98th overall) and C **Corey Linsley** (5th round, 161st overall) started against the Seattle Seahawks. In 2013, RB **Eddie Lacy** and T **David Bakhtiari** started against the San Francisco 49ers.

► From 1970 to 2005, the Packers had started a rookie on offense 10 times in a season opener and had never started more than one.

► Since 2005, Green Bay has started multiple rookies on offense in four season openers, including last Thursday.

► Dating back to 1970, Linsley became the first Packer rookie to start at center in the season opener.

► Rodgers became the first rookie to start at tight end for the Packers in the season opener since Jackie Harris started as part of a two-tight-end package in 1990.



PACKERS VS. JETS – WEEK 2

BREAKING DOWN THE 53

The Packers' 53-man roster is composed of 24 offensive players, 26 defensive players and three specialists.

- ▶ Of the 53 players on Green Bay's roster, 33 of them (62.3 percent) were draft picks of the Packers.
- ▶ Green Bay has 17 players on the roster that began their careers as non-drafted free agents, with eight of those originally signed by Green Bay.
- ▶ Almost 50 percent of the players (25 of 53, 47.2%) on Green Bay's roster entered the league as a sixth-round or seventh-round pick or as a non-drafted player.
- ▶ The Packers have 12 players on the roster that played in the NFL prior to the 2009 season, and six of those players began their pro careers as a sixth-round or seventh-round pick or as a non-drafted player (QB Matt Flynn, K Mason Crosby, CB Tramon Williams, CB Jarrett Bush, FB John Kuhn, LS Brett Goode).
- ▶ Of the 53 players on the roster, 42 began their pro careers with the Packers (79.2 percent).
- ▶ Only 17 of the 53 players on the roster (32.1 percent) were selected in the first three rounds of the draft, with 16 being drafted by the Packers.
- ▶ Of the 53 players on the roster, 43 of them (81.1 percent) are 28 years old or younger (as of Sept. 4) and 19 players (35.8 percent) are 24 years old or younger.

GREEN BAY'S ROSTER ...

BY AGE (as of Sept. 14)

21-24	19 players
25-28	24 players
29-32	9 players
33-plus	1 players

BY EXPERIENCE

R-1	10 players
2-3	15 players
4-5	13 players
6-9	13 players
10-plus	2 players

BY DRAFT ROUND

1st	9 players
2nd/3rd	8 players
4th/5th	10 players
6th/7th	8 players
Undrafted	18 players

HOME COOKING

The Packers have won 24 of their last 29 with one tie and 30 of their last 36 games with one tie at Lambeau Field in the regular season.

- ▶ Green Bay's .847 winning percentage (30-5-1) at home since Week 10 of 2009 ranks **No. 2 in the NFL** over that span:

<u>Team</u>	<u>W-L Record</u>	<u>Pct.</u>
1. New England	32-3-0	.914
2. Green Bay	30-5-1	.847
3. Baltimore	30-7-0	.811

- ▶ The Packers have averaged 30.5 points per game at home since 2009, **No. 3 in the league** over that span. Green Bay has posted 18 games of 30-plus points since '09 and nine 40-point games.

<u>Team</u>	<u>Points Per Game/Home (Since 2009)</u>
1. New England	32.2
2. New Orleans	31.8
3. Green Bay	30.5

- ▶ The defense has done its part as well at home since 2009, generating 86 turnovers at Lambeau Field. With Green Bay's offense posting only 41 giveaways over that span, the Packers have a plus-45 turnover ratio at home, which is **tied for No. 2 in the league** since '09.

<u>Team</u>	<u>TO Differential/Home (Since 2009)</u>
1. San Francisco	plus-47
2t. Green Bay	plus-45
2t. New England	plus-45

- ▶ With the 86 takeaways at home since 2009, the Packers are **tied for No. 4 in the league** in that category:

<u>Team</u>	<u>Takeaways/Home (Since 2009)</u>
1. Seattle	90
2t. San Francisco	87
2t. Chicago	87
4t. Green Bay	86
4t. New England	86

- ▶ Green Bay has generated at least two takeaways in 25 of 40 home games since 2009. The Packers have a 23-2 mark (.920) in those games. The Packers have posted four or more takeaways at Lambeau Field in nine of those contests.

- ▶ The Packers' win over Tennessee in Week 16 of 2012 gave the team its third straight season with at least seven wins at home. It marked the second-longest streak in franchise history behind only a span of five straight seasons (1994-98) with seven or more victories at home.

- ▶ A look at the most home victories over a three-season span in franchise history:

<u>Seasons</u>	<u>Home Wins</u>
1t. 1995-97, 1996-98	23
3t. 1994-96, 2010-12	22
5t. 2000-02, 2009-11	21



PACKERS VS. JETS – WEEK 2

WHAT TO LOOK FOR

- ▶ Green Bay is two wins away from becoming the second team in NFL history with 700 regular-season victories. The Packers (698-538-37) would join Chicago as the only teams to accomplish the feat.
- ▶ With a victory, the Packers would be 7-2 in home openers under Head Coach **Mike McCarthy**.
- ▶ A win would make McCarthy 83-46-1 during the regular season as the Packers' head coach.
- ▶ With McCarthy as head coach, the Packers are 46-17-1 at Lambeau Field during the regular season. Green Bay's 46 wins at home are the most in the NFC and are the fifth most in the NFL since 2006 (New England, 55-9 / Baltimore 50-15 / Indianapolis, 48-16 / Pittsburgh 47-18).
- ▶ Dating back to 1990, Green Bay is 138-53-1 at home during the regular season. Green Bay's .721 winning percentage at home during that time span ranks first in the NFL (Pittsburgh, 138-54-1, .718 / Denver, 135-58, .699 / Baltimore, 100-44-1, .693 / San Francisco, 131-60-1, .685)
- ▶ The last two times Green Bay has lost the season opener, it has come back and won in Week 2 (2012 and 2013).

OFFENSE

- ▶ QB **Aaron Rodgers** looks to record the 33rd 300-yard passing game of his career during the regular season.
- ▶ Rodgers, who will start his seventh home opener, looks to register a 100-plus passer rating for the fifth time (146.0 in 2013 / 132.1 in 2011 / 116.3 in 2010 / 115.5 in 2008).
- ▶ Rodgers aims to record 300-plus passing yards for the fourth consecutive home opener (480 in 2013 / 303 in 2012 / 312 in 2011).
- ▶ If the Packers win, Rodgers will be 6-1 as a starting quarterback in home openers.
- ▶ Rodgers needs 12 pass attempts (2,988) to become the third Packers player with 3,000 career attempts (Brett Favre, 8,754 / Bart Starr, 3,149).
- ▶ Rodgers needs 333 passing yards to surpass Starr (24,718) for the second most in franchise history (Favre, 61,655).
- ▶ WR **Jordy Nelson** (311), who recorded nine receptions last week to pass WR James Jones (310) for the 12th most in franchise history, is 10 receptions shy of passing FB William Henderson (320) for the 11th most in Packers history.
- ▶ Dating back to 1960, WR Ken Payne caught the most receptions by a Packers player in the first two games of the season when he recorded 17 in 1975. Nelson is eight shy of the mark after hauling in nine last week at Seattle. In 2013, WR **Randall Cobb** recorded 16 in the first two games of the season, which tied Robert Brooks (1995) for the second most by a Green Bay player since 1960.
- ▶ If Nelson records at least nine receptions, it will be the sixth game of his career, including the postseason, with nine-plus receptions and would tie WR Antonio Freeman for the third most games with at least nine receptions among Packers players, dating back to 1960 (Sterling Sharpe, 13 / Donald Driver, 12). Cobb has had three in his career and is tied for sixth most.
- ▶ Nelson has registered at least one reception in the last 24 games he has played in, including the postseason. It is the second-longest streak of his career (27 games, 2010 postseason - 2012 regular season).
- ▶ Since the start of 2013 (including the postseason), Nelson has seven games with at least seven receptions, including last week against Seattle

- (9). It marks the sixth-most games with seven-plus receptions in the league over that time span.
- ▶ Cobb has recorded at least one reception in 29 consecutive games, including the postseason.
- ▶ Cobb has three receiving touchdowns in his last two regular-season games, dating back to last season.
- ▶ Dating back to the start of the 2013 season, RB **Eddie Lacy** has registered at least 20 carries in 10 regular-season games to lead the NFL (MIN Adrian Peterson, 9 / SEA Marshawn Lynch, 8 / PHI LeSean McCoy, 8). The Packers are 7-2-1 when Lacy carries the ball at least 20 times in a regular-season game.
- ▶ FB **John Kuhn** has recorded three rushing touchdowns in the last four games, including the postseason.

DEFENSE

- ▶ Last week, S **Ha Ha Clinton-Dix** became the first Packers player to register a sack (since 1982) and a forced fumble in his debut.
- ▶ LB **Julius Peppers** has played in 97 consecutive games, the third-longest active streak among NFL linebackers (MIN Chad Greenway, 113 / DET Stephen Tulloch, 129).
- ▶ Peppers has registered a total of 10 sacks in Week 2 of the regular season. It is the second-most sacks of any player in the NFL in Week 2 games from 2002-13 (IND Robert Mathis, 12). LB **Clay Matthews** is tied for fourth with 8.5 over that time span even though he only has played since 2009 (HOU/BUF Mario Williams, 8.5; DAL/OAK Greg Ellis, 9.5).
- ▶ Matthews (50) is four sacks shy of tying DE Aaron Kampman (54) for No. 4 on the team's career sacks list.
- ▶ LB **Nick Perry** registered career highs with nine tackles and seven solo tackles in the 2012 home opener against San Francisco, his first NFL regular-season game.
- ▶ S **Morgan Burnett** set a career high with 14 tackles in the 2011 home-opening win over New Orleans.

SPECIAL TEAMS

- ▶ Cobb needs either a punt return for a touchdown or a kickoff return for a touchdown to take sole possession of second place in Packers history for combined returns for touchdowns (Travis Williams, 6). Cobb, who has three returns for touchdowns, currently is tied with six other players.
- ▶ K **Mason Crosby** looks to extend his franchise best streak of 16 consecutive regular-season games scoring a field goal. Last week he passed Ryan Longwell's previous record of 15 consecutive regular-season games scoring a field goal (2004-05).
- ▶ Dating back to 2013, Crosby has made 15 consecutive field goals during the regular season. It is tied for the third-longest streak by a Packers kicker (Chris Jacke-15, 1989-90 / Jacke-17, 1993 / Crosby-23, 2010-11).
- ▶ Crosby has played in 113 consecutive games, the second-longest active streak among kickers (DET David Akers, 138).
- ▶ Crosby looks to extend his consecutive-games-scoring streak to 114 regular-season games. It is the second-longest streak in franchise history (Ryan Longwell, 144).
- ▶ P **Tim Masthay** needs to land three punts inside the 20-yard line to tie P Craig Hentrich (104) for the franchise record.

THE DOPE ON THIS WEEK'S OPPONENT:

Packers vs. New York Jets:

All-time regular season: 3-8

All-time, postseason: 0-0

All-time, at home: 2-4

Streaks: The Jets have won three of the last four meetings.

Last meeting, regular season:

Oct. 31, 2010, at The New Meadowlands Stadium; Packers won, 9-0

Last meeting, regular season, at Lambeau Field:

Dec. 3, 2006, Jets won, 38-10



COACHES CAPSULES

Mike McCarthy: 88-51-1, .632, (incl. 6-5 postseason); 9th NFL season

Rex Ryan: 47-40-0, .540 (incl. 4-2 postseason); 6th NFL season

Head to Head: McCarthy 1-0

vs. Opponent: McCarthy 1-1 vs. Jets; Ryan 0-1 vs. Packers

MIKE MCCARTHY...Is in his ninth year as the Packers' 14th head coach.

- ▶ Joined Vince Lombardi and Mike Holmgren as the only coaches to guide the Packers to a Super Bowl title with a win over Pittsburgh in Super Bowl XLV.
- ▶ Led the Packers to their fifth consecutive playoff appearance last season, joining New England as the only two NFL teams to do so over that span. Has also led the team to six playoff appearances in the last seven years (2007, 2009-13).
- ▶ Has guided the Packers to top-10 finishes in scoring each of the past seven seasons (2007-13), joining the Patriots as the only other team to accomplish the feat.
- ▶ His .641 winning percentage during the regular season ranks No. 3 among active NFL coaches (min. 50 games).
- ▶ Was named Packers head coach on Jan. 12, 2006, his first head-coaching job after 13 years as an NFL assistant.

REX RYAN...Is in sixth year as the Jets' 15th head coach.

- ▶ Ranks as the third-longest tenured head coach in franchise history.
- ▶ Since becoming the head coach, club ranks second in the NFL in total defense (302.8) and first in passing defense (198.4).
- ▶ Became the second head coach in NFL history to lead his team to the conference championship game in his first two seasons after inheriting a team that did not reach the playoffs the year prior to him becoming head coach.
- ▶ Previously spent 10 seasons (1999-2008) as a defensive assistant for the Baltimore Ravens, first as defensive line coach (1999-2004) and then as defensive coordinator (2005-08).
- ▶ Is the son of former NFL head coach Buddy Ryan and the brother of current New Orleans Saints defensive coordinator Rob Ryan.
- ▶ Broke into the NFL in 1994 with the Arizona Cardinals as a defensive assistant on his father's staff.

THE PACKERS-JETS SERIES

- ▶ The Packers have won just three of 11 meetings, their worst winning percentage (.273) against any NFL team.
- ▶ The teams first met in 1973, in Milwaukee, a 23-7 Green Bay victory.
- ▶ Since then, the Jets have won eight of the last 10. Two of the Packers' three victories in the series have come at home.
- ▶ The only shutout in the series came the last time they met, with Green Bay winning 9-0 at the Jets. It was the only time the Packers had beaten the Jets on the road.
- ▶ There has been one overtime game in the series, a 19-16 Jets victory

in New York in 1991. In all, five of the 11 meetings have been decided by seven points or less.

- ▶ The Packers and Jets combined to winning the first three Super Bowls in NFL history, with Green Bay winning the first two and the Jets winning the third.

NOTABLE CONNECTIONS

Packers running backs coach Sam Gash was an assistant special teams/assistant running backs coach for the Jets in 2005-06...Jets LB Nick Bellore is from Whitefish Bay, Wis. and attended Whitefish Bay High School...Jets offensive coordinator Marty Mornhinweg worked as an offensive assistant (1995) and quarterbacks coach (1996) for the Packers...Jets assistant special teams coach Louie Aguiar was the punter for the Packers in 1999...Jets T Breno Giacomini was originally drafted by the Packers in the fifth round of the 2008 draft and played for Green Bay in 2008-09...Jets C Nick Mangold and Packers LB A.J. Hawk were childhood friends growing up in Centerville, Ohio, attended Ohio State together, and were first-round draft picks in 2006...Jets defensive coordinator Dennis Thurman played at Southern California with Packers LB Clay Matthews' father, Clay Jr. ...Packers Head Coach Mike McCarthy (1993-94), offensive coordinator Tom Clements (2000), assistant special teams coach Ron Zook (1999) and VP of football administration/player finance Russ Ball (1989-98) worked for the Chiefs with Jets senior director, college scouting Terry Bradway (1992-2000)... From 2008-11, Packers DT Letroy Guion played for the Vikings while Jets defensive line coach Karl Dunbar worked in the same position... Packers safeties-secondary coach Darren Perry coached defensive backs for the Raiders while Jets wide receivers coach Sanjay Lal was the assistant wide receivers/quality control from 2007-08...Perry coached for the Steelers while Packers FB John Kuhn and Jets G Willie Colon both played for Pittsburgh...In 1997, Packers assistant director of pro personnel Tim Terry played linebacker for the Bengals while Jets head coach Rex Ryan was the defensive coordinator...Gash played fullback for the Ravens while Ryan and Jets defensive coordinator Dennis Thurman both coached for Baltimore...Packers assistant offensive line coach Steve Marshall coached for Cleveland with Jets assistant head coach/running backs Anthony Lynn from 2007-08...Before coming to Green Bay in 1993, Packers head athletic trainer Pepper Burruss spent 16 seasons (1977-92) with the Jets as an assistant athletic trainer...Packers pro scout Chad Brinker signed with the Jets as a non-drafted free agent in 2003 and played for New York that preseason...Packers director of player engagement Rob Davis spent the 1993-94 training camps with the Jets...Packers west regional scout Sam Seale attended Orange High School in New Jersey...In 2004, Packers QB Aaron Rodgers played at the University of California while Lal was an offensive assistant/quarterbacks coach...Packers WR Davante Adams played at Fresno State while Jets defensive backs coach Tim McDonald coached the secondary (2012)... Packers RB Eddie Lacy and S Ha Ha Clinton-Dix and Jets CB Dee Milliner were teammates at Alabama, and all three were selected in the first or second round of the draft over the past two years.

LAST MEETING, REGULAR SEASON

- Oct. 31, 2010, at The New Meadowlands Stadium; Packers won, 9-0.
- ▶ On a windy day, **K Mason Crosby** accounted for all the points, making three of four FG attempts (20, 41, 40).
 - ▶ The Packers defense registered two interceptions, a fumble recovery and three turnovers on downs. Three of the six led to points for Green Bay.
 - ▶ The Jets, who entered the game tied for the league's best record and on a five-game winning streak, were shut out for the first time since 2006.



PACKERS VS. JETS – WEEK 2

A HISTORY OF SUCCESS

In 2013, the Packers won the NFC North title to secure their 29th post-season berth in the history of the franchise, third most in league annals:

<u>Team</u>	<u>Postseason Appearances</u>
1. N.Y. Giants	31
2. Dallas	30
3. Green Bay	29

► Green Bay has made the postseason each of the last five seasons, joining New England as the only team in the league to accomplish that feat each year from 2009-13. The streak of five consecutive postseason appearances ranks No. 2 in team history:

<u>Seasons</u>	<u>Consecutive Playoff Berths</u>
1. 1993-98	6
2. 2009-13	5
3. 2001-04	4

► With eight wins last season, the Packers are just two victories shy of becoming the second NFL franchise to win 700 regular-season games.

► A look at the top regular-season win totals in league history:

<u>Team</u>	<u>Regular-Season Wins</u>
1. Chicago	730
2. Green Bay	698
3. N.Y. Giants	661
4. Pittsburgh	570
5. Washington	565

MAKING GAINS

Green Bay's offense has been one of the best at generating big plays. It has helped the Packers finish in the top 10 in yards per play in five of the first eight seasons under Head Coach **Mike McCarthy**:

<u>Season</u>	<u>Yards Per Play/Ranking</u>
2006	5.03 (19th)
2007	6.02 (2nd)
2008	5.55 (11th)
2009	5.82 (9th)
2010	5.73 (6th)
2011	6.56 (2nd)
2012	5.58 (14th)
2013	5.96 (4th)

► Since the start of the 2013 regular season, the Packers rank third in the league in pass plays of 25-plus yards:

<u>Team</u>	<u>Pass Plays of 25-Plus Yards</u>
1. Philadelphia	53
2. Denver	50
3. Green Bay	44
4. New Orleans	43
5. Seattle	40

► The Packers have also produced big plays in the running game, with 56

rushing plays of 10-plus yards since the beginning of the 2013 season, which is tied for the 10th most in the NFL.

GETTING IT DONE ON THE GROUND

The Packers have registered 20-plus rushing attempts in 16 of the last 18 games played, including the postseason. The commitment to the run game has produced numbers the Packers have not seen in a while and put Green Bay in the top tier of the NFL in rushing.

► Since the start of the 2013 regular season, the Packers have averaged 130.4 yards per game on the ground to rank eighth in the NFL. Green Bay's average of 4.62 yards per carry over the that time span is the fifth best in the league:

<u>Team</u>	<u>Yard Per Carry (2013-14)</u>
1. Philadelphia	5.10
2. Minnesota	5.00
3. Washington	4.82
4. Kansas City	4.63
5. Green Bay	4.62

► Five of the Packers' top six rushing performances since 2009 came in the last 13 games of 2013:

<u>Opponent</u>	<u>Rushing Yards</u>
1. at Cleveland, 10/25/09	202
2. vs. Chicago, 11/4/13	199
3. vs. Minnesota, 11/24/13	196
4t. at Cincinnati, 9/22/13	182
4t. at Minnesota, 10/27/13	182
6. vs. Detroit, 10/6/13	180

► Green Bay's five 180-yard rushing games in 2013 were the most by the Packers since they posted eight in 2003. The Packers were **tied for No. 1 in the NFL** in 180-yard rushing games last season:

<u>Team</u>	<u>180-Yard Rushing Games</u>
1t. Green Bay	5
1t. Buffalo	5
1t. Philadelphia	5
1t. Washington	5
5t. N.Y. Jets	4
5t. San Francisco	4

► After not having a 100-yard rusher over a 44-game span in the regular season (Week 6, 2010-Week 1, 2013), the Packers have had a running back eclipse the 100-yard mark in six of their last 16 regular-season games.

► Including the postseason, Green Bay has rushed the ball at least 27 times in 13 games since the start of the 2013 season, tied for the fourth most in the NFL over that span:

<u>Team</u>	<u>Games With 27-Plus Carries</u>
1. Seattle	16
2. San Francisco	15
3. Denver	14
4t. Buffalo	13
4t. Green Bay	13

PACKERS VS. JETS – WEEK 2

YAC FOR THE PACK

In QB **Aaron Rodgers'** franchise-record-tying 480-yard passing day against the Redskins at Lambeau Field last season, 295 of those yards came after the catch.

- ▶ According to STATS LLC, it was the most yards after catch registered in a game by an NFL team since STATS began recording the statistic in 1993.
- ▶ A look at the top five single-game performances when it comes to yards after the catch in the NFL since 1993:

<u>Team</u>	<u>Yards After Catch</u>
1. Green Bay, vs. Was. (9/15/13)	295
2. Indianapolis, vs. St. Louis (11/10/13)	286
3. New Orleans, at Dal. (12/23/12)	281
4. Pittsburgh, vs. Den. (11/5/06)	273
5. Minnesota, vs. Ari. (11/7/10)	271

- ▶ Three of the top five single-game performances by the Packers since 1992 (according to STATS) have come in the last five seasons:

<u>Opponent</u>	<u>Yards After Catch</u>
1. vs. Washington, 9/15/13	295
2. at Minnesota, 10/5/09	262
3. vs. Miami, 9/11/94	228
4t. vs. Tampa Bay, 9/25/94	226
4t. vs. Detroit, 1/1/12	226

- ▶ Green Bay ranked No. 4 in the league in yards after the catch last season and is No. 3 in the category since 2008:

<u>Team</u>	<u>Yards After Catch (2013)</u>
1. Denver	2,750
2. New Orleans	2,576
3. Detroit	2,392
4. Green Bay	2,344
5. Atlanta	2,298

<u>Team</u>	<u>Yards After Catch (Since 2008)</u>
1. New Orleans	14,217
2. New England	13,808
3. Green Bay	13,005
4. Dallas	12,889
5. San Diego	12,803

- ▶ A look at the Packers' YAC totals each season from 2008-13 and where that ranked in the NFL. It includes five straight top-six finishes:

<u>Season</u>	<u>Yards (Game) /Ranking</u>
2008	103.5 (14th)
2009	136.9 (6th)
2010	133.3 (5th)
2011	150.6 (3rd)
2012	136.1 (4th)
2013	146.5 (4th)

BALL CONTROL

After Week 1, the Packers are tied for second in the NFL with two drives of five-plus minutes, with both resulting in points (FG, TD). Last year Green Bay had 26 drives of five-plus minutes, which was **tied for No. 4 in the NFL**. It was the most by Green Bay since it posted 30 in 2010:

<u>Team</u>	<u>5-Minute Drives (2013)</u>
1. San Diego	31
2. Carolina	30
3. New Orleans	28
4t. Green Bay , Chicago, Atlanta	26

- ▶ The Packers scored on 19 of those drives, which **tied for No. 4** in the league last season:

<u>Team</u>	<u>5-Minute Scoring Drives (2013)</u>
1t. New Orleans, San Diego	24
3. Carolina	22
4t. Green Bay , N.Y. Jets	19

- ▶ The Packers posted three drives of 10 or more plays last week at Seattle, with two resulting in points (FG, TD). Green Bay's three drives are tied for the third most in the NFL this season.

<u>Team</u>	<u>10-Play Drives</u>
1t. Baltimore	4
1t. Dallas	4
3t. Green Bay	3
3t. Miami	3
3t. New England	3
3t. New York Jets	3
3t. Philadelphia	3

- ▶ In 2013, Green Bay had 32 drives of 10 or more plays, which ranked **No. 5 in the league**:

<u>Team</u>	<u>10-Play Drives (2013)</u>
1. San Diego	39
2t. Atlanta, Indianapolis	35
4. Washington	33
5. Green Bay	32

- ▶ The 32 drives of 10-plus plays in 2013 were the most by Green Bay since it registered 33 drives in 2005.
- ▶ The Packers had an 18-play TD drive in their Week 14 win over Atlanta in 2013, their longest TD drive in terms of plays since a 19-play drive vs. Chicago on Sept. 19, 2004.



PACKERS VS. JETS – WEEK 2

DIVISIONAL DRIVE

The Packers have a 35-12-1 (.740) overall regular-season record against NFC North opponents under Head Coach **Mike McCarthy**, a divisional mark that ranks **No. 2 in the NFL** since 2006:

<u>Team</u>	<u>Div. W-L Record</u>	<u>Pct.</u>
1. New England	38-11-0	.776
2. Green Bay	35-12-1	.740
3t. Indianapolis	34-14-0	.708
3t. San Diego	34-14-0	.708
5. Pittsburgh	33-16-0	.673

- ▶ In the Packers' 48 divisional games under McCarthy, they have registered a plus-27 turnover differential and outscored their opponents 1,232 to 918. Green Bay has held NFC North foes to 20 points or less in 27 of those contests and to 10 points or less in 12 of the games.
- ▶ The Packers have won 19 of 24 NFC North games with one tie at home under McCarthy, which ranks **No. 3 in the NFL** since 2006:

<u>Team</u>	<u>Home Div. Record</u>	<u>Pct.</u>
1. New England	21-3-0	.875
2. Indianapolis	20-4-0	.833
3. Green Bay	19-4-1	.813

- ▶ Green Bay had won 10 straight home games against divisional foes before losing to Chicago at Lambeau Field last season in Week 9.
- ▶ Green Bay's 37-34 loss at Minnesota in Week 17 of the 2012 season snapped the Packers' 12-game winning streak in regular-season NFC North games, which was the longest divisional winning streak in team history since the league went to a divisional format in 1967:

<u>Seasons</u>	<u>Divisional Winning Streak</u>
1. 2010-2012	12
2t. 1996-97, 2001-02	8
4. 1997-98	7

- ▶ The Packers have won 16 of 24 NFC North games on the road under McCarthy, which is tied for the No. 4 road divisional mark in the NFL since 2006:

<u>Team</u>	<u>Road Div. Record</u>	<u>Pct.</u>
1t. Philadelphia, San Diego	17-7	.739
3. New England	17-8	.680
4. Green Bay , N.Y. Giants	16-8	.667

- ▶ The Packers finished with a 3-2-1 record in NFC North contests last season. Green Bay has posted a winning record in divisional games in every season under McCarthy (2006-13). The only other team in the league to accomplish that feat each of the past eight seasons was the New England Patriots.
- ▶ The streak of eight straight seasons with a winning record in divisional games is also a franchise record, topping the previous mark of five straight from 2000-04.

STARTING FAST

In Week 1 at Seattle, Green Bay scored a touchdown in the first quarter to take a 7-3 lead. The Packers' seven points in the first quarter tied for the fifth most in the league in Week 1.

- ▶ Under Head Coach **Mike McCarthy**, the Packers have scored 700 first-quarter points in the regular season (2006-14), the third most in the NFL over that time span:

<u>Team</u>	<u>Points In The First Quarter</u>
1. New England	743
2. New Orleans	717
3. Green Bay	700
4. San Diego	681
5. Atlanta	657

- ▶ The Packers scored 36 points last season on their opening possessions, which was tied for No. 8 in the NFL:

<u>Team</u>	<u>Points On First Possession</u>
1. Denver	62
2. Dallas	47
3. Tennessee	44
4. Oakland	41
5t. Atlanta, Cincinnati	38
7. San Diego	37
8t. Green Bay , San Francisco	36

- ▶ With their 36 points last season, the Packers easily eclipsed their scoring output on opening drives in 2012. Green Bay was tied for No. 25 in the NFL in 2012 with 21 points on opening possessions.
- ▶ Green Bay's 18-play TD drive on its opening possession vs. Atlanta in 2013 was the longest TD drive by an NFL team on its first possession since Houston recorded a 19-play TD drive vs. Pittsburgh on Oct. 2, 2011.

OUTSIDE THE ZONE

Since 2011, Green Bay has scored 408 points outside the red zone, **No. 2 in the NFL** over that span:

<u>Team</u>	<u>Pts. Outside Red Zone (Since 2011)</u>
1. New Orleans	409
2. Green Bay	408
3. Denver	395

- ▶ The Packers scored 99 points outside the red zone last season, which ranked No. 15 in the league. Green Bay fell one point shy of its seventh straight 100-point season.
- ▶ The Packers were joined by the Dallas Cowboys as the **only two teams in the league** to score 100-plus points outside the red zone each season from 2007-12.
- ▶ In 2012, the Packers ranked No. 1 in the league for the second straight season in scoring (155) and total TDs outside the red zone (17).
- ▶ By doing so in 2011 and 2012, the Packers became the **first NFL team** to register back-to-back 150-point seasons outside the red zone since the statistic began to be recorded by STATS LLC in 1995.
- ▶ The Packers have finished in the top 10 in the league in scoring outside the red zone in five of the last seven seasons, checking in at No. 2 in 2007 (150 points), tied for No. 10 in 2008 (103 points) and No. 3 in 2009 (134 points). Green Bay was tied for No. 14 in the league in 2010 with 100 points outside the red zone.

PACKERS VS. JETS – WEEK 2

PROLIFIC PACKERS

Over the past five seasons, Green Bay has been one of the most productive offenses in the NFL.

► A glance at where the Packers rank in several offensive categories since 2010:

<u>Team</u>	<u>Points Per Game</u>
1. New England	31.6
2. New Orleans	28.3
3. Green Bay	27.9

<u>Team</u>	<u>30-Point Games</u>
1. New England	40
2. New Orleans	31
3. Denver	30
4. Green Bay	28

<u>Team</u>	<u>40-Point Games</u>
1. New England	12
2. Green Bay	11
3. New Orleans	9

<u>Team</u>	<u>Total Touchdowns</u>
1. New England	242
2. New Orleans	221
3. Green Bay	217

<u>Team</u>	<u>Passing Touchdowns</u>
1. New Orleans	162
2. Green Bay	148
3. Denver	140

<u>Team</u>	<u>Net Yards Per Game</u>
1. New Orleans	425.5
2. New England	412.2
3. Philadelphia	407.4
4. Detroit	396.9
5. Green Bay	394.9

<u>Team</u>	<u>Net Passing Yards/Game</u>
1. New Orleans	308.2
2. Detroit	281.8
3. New England	275.5
4. Green Bay	269.8
5. Dallas	264.3

► A look at Green Bay's regular-season record since 2006 by point total:

<u>Points Scored</u>	<u>GB Record Since 2006</u>
30-plus	48-5 (.906)
21-29	25-16-1 (.607)
11-20	6-16 (.273)
10 or less	3-9 (.250)

NOT IN A GIVING MOOD

Although the Packers turned the ball over once in Week 1 at Seattle, Green Bay's 94 turnovers rank **No. 3 in the NFL** since 2009:

<u>Team</u>	<u>Total Giveaways Since 2009</u>
1. New England	87
2. San Francisco	91
3. Green Bay	94
4. Atlanta	110
5. Baltimore	113

► The three best giveaway seasons in franchise history have come under Head Coach **Mike McCarthy's** direction:

<u>Season</u>	<u>Total Giveaways</u>
1. 2011	14
2t. 2009, 2012	16
4. 1972	19

► Green Bay has registered 26 zero-turnover games since 2009, which ranks **No. 3 in the NFL** over that span:

<u>Team</u>	<u>Zero-Turnover Games Since 2009</u>
1t. New England	30
1t. San Francisco	30
3. Green Bay	26
4. Baltimore	24
5t. Atlanta, Houston	19

► The Packers and 49ers were the only teams in the NFL to post at least four zero-turnover games between 2009-13.

► Green Bay is 57-18-1 (.757) in the regular season under McCarthy when it doesn't have a giveaway or turns it over just once. A look at the Packers' record by the number of giveaways they have in a game since 2006:

<u>Giveaways In Game</u>	<u>GB Record Since 2006</u>
None	30-5-1 (.847)
One	27-13 (.675)
Two	20-15 (.571)
Three-plus	5-13 (.278)

► A look at Green Bay's giveaway totals each season since 2006 and where that ranked in the NFL:

<u>Season</u>	<u>Giveaways/Ranking</u>
2006	33 (26th)
2007	24 (t-7th)
2008	21 (t-8th)
2009	16 (1st)
2010	22 (10th)
2011	14 (2nd)
2012	16 (t-2nd)
2013	25 (t-15th)
2014	1 (t-9th)



PACKERS VS. JETS – WEEK 2

AT THE HELM

Having led Green Bay to the playoffs in five of his seven seasons as head coach, **Mike McCarthy** is joined by Vince Lombardi and Mike Holmgren as the only coaches to guide the Packers to a Super Bowl win with a victory over Pittsburgh in Super Bowl XLV.

- ▶ McCarthy joined Pittsburgh's Bill Cowher (2005) as the only Super Bowl-winning coaches to lead their respective teams to three road wins as the No. 6 seed in the postseason en route to a world title.
- ▶ Including playoffs, McCarthy has an 88-51-1 record since taking over as head coach in 2006, a .632 winning percentage that ranks **No. 4 among current NFL head coaches** (minimum 60 games):

<u>Coach</u>	<u>Winning Pct.</u>
1. Bill Belichick, CLE/NE	.655 (218-115)
2. John Harbaugh, BAL	.645 (71-39)
3. Sean Payton, NO	.642 (79-44)
4. Mike McCarthy, GB	.632 (88-51-1)
5. Mike Tomlin, PIT	.636 (77-44)

- ▶ McCarthy coached in his 134th game in Week 13 at Detroit last season (including playoffs), moving him past Bart Starr for No. 2 in team history:

<u>Coach</u>	<u>Overall Games</u>
1. Curly Lambeau, 1921-49	339
2. Mike McCarthy, 2006-14	139
3. Bart Starr, 1975-83	133

- ▶ With a win at Minnesota in Week 8 last season, McCarthy moved ahead of Holmgren for the No. 3 spot in team history as far as overall victories:

<u>Coach</u>	<u>Overall Wins</u>
1. Curly Lambeau, 1921-49	212
2. Vince Lombardi, 1959-67	98
3. Mike McCarthy, 2006-14	88
4. Mike Holmgren, 1992-98	84
5. Mike Sherman, 2000-05	59

- ▶ McCarthy won his 75th career game (including playoffs) at Detroit in Week 11 of 2012, tying Kansas City's Andy Reid and New Orleans' Sean Payton for the fastest to 75 wins among active NFL head coaches. It is the third fastest in team history:

<u>Coach</u>	<u>Games Needed For 75 Wins</u>
1t. Mike McCarthy, GB	114
1t. Sean Payton, NO	114
1t. Andy Reid, PHI/KC	114
4. Tom Coughlin, JAX/NYG	140

<u>Coach</u>	<u>Games Needed For 75 Wins</u>
1. Vince Lombardi	102
2. Mike Holmgren	111
3. Mike McCarthy	114
4. Curly Lambeau	117

- ▶ McCarthy has guided the Packers to four seasons with 11-plus wins (2007, 2009, 2011-12). That is tied with Lombardi (1961-63, 1966) and Holmgren (1995-98) for the **most by a coach in franchise history**.
- ▶ Since McCarthy took over in 2006, the Packers rank **No. 3 in the NFL** in regular-season winning percentage:

<u>Team</u>	<u>Winning Pct.</u>
1. New England	.775 (100-29)
2. Indianapolis	.659 (85-44)
3. Green Bay	.640 (82-46-1)
4t. Pittsburgh	.620 (80-49)
4t. Baltimore	.620 (80-49)
4t. New Orleans	.620 (80-49)

WINNING WAYS

With a win in Week 15 at Chicago in 2012, Green Bay posted its fourth straight 10-win season, tying a franchise record that was done three other times in club annals (1929-32, 1995-98, 2001-04).

- ▶ A victory vs. Tennessee in Week 16 brought the Packers' win total to 47 from 2009-12, which ranks second in franchise history:

<u>Seasons</u>	<u>Regular-Season Wins</u>
1. 1995-98	48
2. 2009-12	47
3. 1994-97	46

- ▶ Green Bay and New England were the only two teams in the league to win at least 10 regular-season games each season from 2009-12.
- ▶ A look at the top regular-season win totals in the league since 2009:

<u>Team</u>	<u>Regular-Season Wins (Since 2009)</u>
1. New England	61
2t. Green Bay	55
2t. New Orleans	55
4t. Baltimore	51
4t. San Francisco	51

- ▶ The Packers are the only NFC team and one of two teams in the league (New England) to make the playoffs each of the past five seasons (2009-13).
- ▶ Including playoffs, the Packers have won 60 games since 2009, which is **tied for No. 2 in the league** over that span:

<u>Team</u>	<u>Total Wins (Since 2009)</u>
1. New England	65
2t. Green Bay	60
2t. New Orleans	60
4. Baltimore	58
5. San Francisco	56



PACKERS VS. JETS – WEEK 2

DIFFERENTIAL MAKES A DIFFERENCE

Green Bay finished in the top 10 in the league in turnover differential in six consecutive seasons (2007-12), the only team in the NFL to accomplish that feat over that span. The Packers were even in the turnover margin at Seattle last week.

► A look at where Green Bay ranks in the category since 2009:

<u>Team</u>	<u>Turnover Margin (Since 2009)</u>
1. New England	plus-86
2. Green Bay	plus-62
3. San Francisco	plus-61

► Green Bay has won or come out even in the turnover battle in 41 of its last 51 regular-season games.

► Green Bay ranked **No. 2 in the league** in 2011 with a plus-24 turnover differential, trailing only San Francisco (plus-28). That mark was tied for No. 2 in franchise history. Two of the top five ratios have come under Head Coach **Mike McCarthy**:

<u>Season</u>	<u>Turnover Margin</u>
1. 1943	plus-26
2t. 1941	plus-24
2t. 1965	plus-24
2t. 2009	plus-24
2t. 2011	plus-24

► During McCarthy's tenure, the Packers have a 58-7-1 (.886) regular-season record when they come out ahead in the game in turnover ratio:

<u>Turnover Margin</u>	<u>GB Record Since 2006</u>
minus-3 or worse	0-2 (.000)
minus-2	2-10 (.167)
minus-1	7-15 (.318)
even	15-12 (.556)
plus-1	27-4-1 (.859)
plus-2	14-1 (.933)
plus-3 or better	17-2 (.895)

KEEPING THE CHAINS MOVING

In Week 1 at Seattle, the Packers converted 6 of 12 third downs. Green Bay's 50.0 percent conversion rate on third down is tied for seventh in the NFL this season.

<u>Team</u>	<u>Third-Down Conversion Rate</u>
1. Detroit	66.7
2. New Orleans	61.5
3. San Francisco	58.3
4. Dallas	55.6
5. Atlanta	54.5
6. Miami	53.8
7t. Green Bay	50.0
7t. Denver	50.0
7t. Houston	50.0
7t. Tampa Bay	50.0
7t. Baltimore	50.0

► The Packers finished ninth in the NFL last season with a third-down conversion rate of 41.2 percent. It was the seventh straight season (2007-13) that Green Bay's offense finished in the top 10 on third down, one of only two teams in the league to do so over that span (New Orleans).

► The Packers were at their best last season on third-and-short (less than 4 yards to go), checking in at No. 4 in the NFL:

<u>Team</u>	<u>Third-and-Short (<4 Yards)</u>
1t. Philadelphia, San Diego	66.7
3. Denver	66.1
4. Green Bay	65.7

► The Packers converted at a 48.1-percent clip on third down in 2011, good for No. 3 in the NFL behind only New Orleans (56.7) and San Diego (48.8).

► Two of the top four seasons in team history since the 1970 AFL-NFL merger have come under Head Coach **Mike McCarthy**:

<u>Season</u>	<u>Third-Down Conversion Rate</u>
1. 1995	49.1
2. 2011	48.1
3. 2004	47.3
4. 2009	47.0

RACKING UP TACKLES

With eight tackles against the Bears in Week 17 last season, LB **A.J. Hawk** moved into the No. 1 spot in franchise history for career tackles (since coaches began recording in 1975).

► Hawk led the team with 153 tackles (112 solo) in 2013. With seven tackles at Seattle in the 2014 season opener, Hawk now has 1,032 tackles (739 solo) for his career:

<u>Player</u>	<u>Career Tackles</u>
1. A.J. Hawk, 2006-2014	1,032
2. John Anderson, 1978-89	1,020
3. Nick Barnett, 2003-10	1,014
4. Johnnie Gray, 1975-83	1,001
5. Mike Douglass, 1978-85	967

► Hawk has posted 100-plus tackles in four consecutive seasons (2010-13) and in seven of his eight years in the NFL (2006-08, 2010-13).

► Hawk registered a career-high three sacks in the Week 6 win at Baltimore last season and finished the contest with five tackles for a loss. He posted a career-high five sacks in 2013.

► Hawk was one of nine linebackers in the league to record three sacks in a game last season.

► Even more notable, Hawk became just the second Green Bay inside linebacker to record three sacks in a game since sacks became an official statistic in 1982.

► A look at the only two inside linebackers to ever register a three-sack game for the Packers (position based on the official gamebook):

<u>Inside Linebacker</u>	<u>Sacks</u>
A.J. Hawk, at Bal., 10/13/13	3.0
Bryce Paup, vs. TB, 9/15/91	3.0



PACKERS VS. JETS – WEEK 2

SACKING PACK

With **Dom Capers** as defensive coordinator (2009-14), the Packers have recorded 205 sacks, which ranks fourth in the NFL over that span.

Team	Sacks (2009-14)
1. Minnesota	219
2. St. Louis	213
3. Miami	212
4. Green Bay	205
5. Pittsburgh	204

► The Packers' sack total in 2012 was tied for the fifth best in franchise history since team sacks began to be recorded in 1963:

Season	Sacks
1. 2001	52
2. 1998	50
3t. 1978, 1985	48
5t. 1966, 2010, 2012	47

► The Packers had 14 different players register at least one full sack last season, which was tied for No. 4 in the NFL:

Team	Players With A Full Sack
1t. Carolina Cleveland	16
3. New England	15
4t. Green Bay , Arizona, Oakland San Diego	14

► Green Bay had 15 different players record a sack in 2012, No. 2 in the NFL behind only Cleveland (16). The Packers' 2012 total tied the single-season franchise record and last season's mark is tied for No. 3:

Season	Packers With A Sack
1t. 1987, 2012	15
3t. 2003, 2009, 2010, 2013	14

SACKS FROM THE BACKS

In Week 1 at Seattle, S **Ha Ha Clinton-Dix** registered the first sack of the season for the Packers.

► With four different defensive backs recording at least one full sack last season, the Packers tied the single-season franchise record (since 1982) set in 1986, 2003, 2009 and 2012.

► Green Bay was **tied for No. 2 in the NFL** as far as defensive backs with at least one full sack last season:

Team	DBs/Full Sack
1. Oakland	5
2t. Green Bay , Carolina, San Diego	4
5t. Several teams	3

TAKE IT AWAY NOW

The Packers forced one turnover in Week 1 at Seattle, a fumble recovery by S **Ha Ha Clinton-Dix** on a muffed punt by Seahawks S Earl Thomas. The turnover led to the Packers' first touchdown.

► Green Bay forced 12 turnovers over its last five games in the 2013 regular season, which was tied for No. 3 in the NFL over that span:

Team	Takeaways (Weeks 13-17)
1t. Atlanta, Seattle	13
3t. Green Bay , Indianapolis Kansas City, Philadelphia	12

► Green Bay posted two or more takeaways in each of the last five games, the longest single-season streak by the Packers since a nine-game stretch in 2002.

► Green Bay has generated 245 takeaways since '06, **No. 3 in the league** over that span:

Team	Total Takeaways Since 2006
1. Chicago	276
2. New England	261
3. Green Bay	245
4. Arizona	235
5. N.Y. Giants	233

► Since **Dom Capers** took over as defensive coordinator in 2009, the Packers have posted at least 32 takeaways in three of five seasons (2009-11). Green Bay had 22 takeaways last season (tied for No. 21):

Team	Total Takeaways Since 2009
1. New England	173
2. Chicago	167
3. N.Y. Giants	158
4. Green Bay	156
5. San Francisco	152

► Green Bay's takeaway total of 110 from 2009-11 was the best three-year mark by the club since it generated 116 turnovers from 2001-03.

► The Packers have a **58-15 record** (.795) when they record **at least two takeaways** in a game under Head Coach **Mike McCarthy**. A look at the Packers' record by the number of takeaways since 2006:

Takeaways In Game	GB Record Since 2006
None	3-15 (.167)
One	21-16-1 (.566)
Two	27-8 (.771)
Three-plus	31-7 (.816)



PACKERS VS. JETS – WEEK 2

AMONG THE LEADERS

QB **Aaron Rodgers**, who was sidelined for seven games (Weeks 10-16) in 2013 with a fractured collarbone, returned to action in the regular-season finale at Chicago.

▶ Rodgers once again finished among the league leaders in several categories last season:

<u>Quarterback</u>	<u>Passer Rating</u>
1. Nick Foles, PHI	119.2
2. Peyton Manning, DEN	115.1
3. Josh McCown, CHI	109.0
4. Philip Rivers, SD	105.5
5. Aaron Rodgers, GB	104.9

<u>Quarterback</u>	<u>Yards/Attempt</u>
1. Nick Foles, PHI	9.12
2. Aaron Rodgers, GB	8.74
3. Peyton Manning, DEN	8.31
4. Russell Wilson, SEA	8.25
5. Philip Rivers, SD	8.23

<u>Quarterback</u>	<u>Completion Pct.</u>
1. Philip Rivers, SD	69.5
2. Drew Brees, NO	68.6
3. Peyton Manning, DEN	68.3
4. Matt Ryan, ATL	67.4
5. Aaron Rodgers, GB	66.6

<u>Quarterback</u>	<u>Yards/Completion</u>
1. Nick Foles, PHI	14.24
2. Colin Kaepernick, SF	13.16
3. Aaron Rodgers, GB	13.14
4. Russell Wilson, SEA	13.06
5. Case Keenum, HOU	12.85

▶ Rodgers led the league in passer rating (108.0) for the second consecutive season in 2012, becoming the first QB to do so since Peyton Manning led the NFL in the category in three straight seasons (2004-06).

▶ Rodgers' combined passer rating of 114.9 from 2011-12 was the best **two-season passer rating in NFL history** (min. 700 att.):

<u>Quarterback</u>	<u>Passer Rating</u>
1. Aaron Rodgers, GB, 2011-12	114.9
2. Peyton Manning, IND, 2004-05	113.0
3. Aaron Rodgers, 2010-11	112.1

▶ With 39 TD passes on the season in 2012, Rodgers has two of the top three single-season totals in franchise annals:

<u>Quarterback</u>	<u>Passing TDs</u>
1. Aaron Rodgers, 2011	45
2t. Aaron Rodgers, 2012	39
2t. Brett Favre, 1996	39

▶ Rodgers threw 25 TD passes in the first nine games in 2012, the second straight year he had thrown 25-plus TDs in the opening nine contests. He was the **first quarterback in NFL history** to post 25-plus TD passes in his team's first nine games in two different seasons (28 TD passes in 2011).

▶ The Packers have averaged 28.21 points per game in Rodgers' 88 career regular-season starts, **No. 1 among QBs** since 1950 (min. 50 starts):

<u>Quarterback</u>	<u>Points Per Game</u>
1. Aaron Rodgers, GB	28.21
2. Tom Brady, NE	27.99
3. Norm Van Brocklin, LA/PHI	27.14

▶ A look at where Rodgers ranks in several categories **since 2011** (min. 1,000 attempts):

<u>Quarterback</u>	<u>Passer Rating</u>
1. Aaron Rodgers, GB	112.0
2. Peyton Manning, DEN	110.8
3. Drew Brees, NO	103.6

<u>Quarterback</u>	<u>Touchdowns</u>
1. Drew Brees, NO	129
2. Aaron Rodgers, GB	102
3. Tom Brady, NE	99

<u>Quarterback</u>	<u>Yards/Attempt</u>
1. Aaron Rodgers, GB	8.47
2. Peyton Manning, DEN	8.14
3. Drew Brees, NO	8.00

<u>Quarterback</u>	<u>Completion Pct.</u>
1. Peyton Manning, DEN	68.2
2. Drew Brees, NO	67.6
3. Aaron Rodgers, GB	67.5

<u>Quarterback</u>	<u>TD/INT Ratio</u>
1. Aaron Rodgers, GB	4.86 (102/21)
2. Peyton Manning, DEN	4.52 (95/21)
3. Tom Brady, NE	3.19 (99/31)

<u>Quarterback</u>	<u>25+ Yard Passes</u>
1. Drew Brees, NO	132
2. Matthew Stafford, DET	110
3t. Aaron Rodgers, GB	101
3t. Eli Manning, NYG	101

<u>Quarterback</u>	<u>Yards/Completion</u>
1. Cam Newton, CAR	12.81
2. Eli Manning, NYG	12.67
3. Aaron Rodgers, GB	12.54



PACKERS VS. JETS – WEEK 2

A RATINGS SUCCESS

Since taking over as the starter in 2008 (88 starts), **QB Aaron Rodgers** ranks **No. 2 in the NFL** in 100-plus passer rating games (min. 15 attempts) over that span:

<u>Quarterback</u>	<u>100-Rating Games (Since '08)</u>
1. Drew Brees, NO	52
2. Aaron Rodgers, GB	51
3. Philip Rivers, SD	47

▶ Rodgers' 43 games with a 100-plus rating in his first 75 career starts **set an NFL record** among QBs whose careers started since 1970:

<u>Quarterback</u>	<u>100-Rating Games (First 75 Starts)</u>
1. Aaron Rodgers, GB	43
2. Tony Romo, DAL	40
3. Philip Rivers, SD	36

▶ Rodgers posted a 100-plus passer rating in 12 consecutive games (Games 1-12) in 2011, a streak that **topped the NFL single-season mark** of nine set by Colts QB Peyton Manning in 2004.

▶ A look at where Rodgers' ranks in the NFL **since 2011** (min. 15 att.):

<u>Quarterback</u>	<u>100-rating games</u>
1. Drew Brees, NO	28
2. Aaron Rodgers, GB	26
3. Tom Brady, NE	25

<u>Quarterback</u>	<u>130-rating games</u>
1. Aaron Rodgers, GB	11
2. Drew Brees, NO	9
3. Peyton Manning, DEN	8

PICKING UP YARDS

QB **Aaron Rodgers** once again found himself among the league leaders in yards per attempt, with his 8.74-yard average checking in at **No. 2 in the league last season**.

▶ Rodgers ranks No. 3 in the category in NFL history (min. 1,500 attempts):

<u>Quarterback</u>	<u>Yards/Attempt (Career)</u>
1. Otto Graham, CLE	8.63
2. Sid Luckman, CHI	8.42
3. Aaron Rodgers, GB	8.16

▶ Rodgers has finished in the top 10 in the category each season from 2008-13, the only quarterback in the league to do so over that span. Rodgers finished in the top five in every season but one (9th in 2008).

▶ Rodgers posted a career-best average of 9.25 yards per attempt in 2011, the fourth-best single-season mark by an NFL quarterback since the merger behind only Rams QB Kurt Warner (9.88 in 2000), Falcons QB Chris Chandler (9.65 in 1998) and Raiders QB Ken Stabler (9.41 in 1976).

▶ In 88 career starts, Rodgers has posted an average of 8.00 yards per attempt or better in 50 of those games (min. 15 attempts). The Packers have a 41-9 record (.820) in those contests.

TAKING HIS PLACE AMONG THE GAME'S BEST

Rodgers surpassed the 1,500-attempt plateau for his career in 2010, the benchmark to qualify for passer rating in the NFL record book.

▶ Rodgers has completed 1,968 of 2,988 passes (65.9 percent) in his career for 24,386 yards and 189 touchdowns with 53 interceptions for a 104.7 passer rating in the regular season, **No. 1 in NFL history**:

<u>Quarterback</u>	<u>Career Passer Rating</u>
1. Aaron Rodgers, GB	104.7
2. Peyton Manning, IND/DEN	97.3
3. Steve Young, TB/SF	96.8
4. Philip Rivers, SD	95.8
5. Tom Brady, NE	95.5

▶ With his 104.9 passer rating last season, Rodgers became the **first quarterback in NFL history** to register five straight 100-plus passer rating seasons. 49ers QB Steve Young (1991-94) accomplished the feat in four consecutive seasons.

▶ With 4,295 passing yards in 2012, Rodgers brought his total in five seasons as a starter to 21,332. That ranked **No. 1 in NFL history** for the most passing yards by a QB in his first five seasons as a starter, topping the previous mark held by Peyton Manning (20,618, 1998-2002).

▶ In 88 career regular-season starts, Rodgers has eclipsed the century mark in passer rating 51 times and recorded 32 games of 300-plus yards.

▶ Where Rodgers ranks among active NFL quarterbacks **since he took over as the starter in 2008** (min. 1,000 attempts):

<u>Quarterback</u>	<u>Passing Yards</u>
1. Drew Brees, NO	30,225
2. Philip Rivers, SD	25,919
3. Aaron Rodgers, GB	25,057
4. Eli Manning, NYG	24,123
<u>Quarterback</u>	<u>Passing TDs</u>
1. Drew Brees, NO	230
2t. Aaron Rodgers, GB	188
2t. Peyton Manning, IND/DEN	188
<u>Quarterback</u>	<u>Passer Rating</u>
1. Aaron Rodgers, GB	105.3
2. Peyton Manning, IND/DEN	101.8
3. Drew Brees, NO	101.0
<u>Quarterback</u>	<u>Yards/Attempt</u>
1. Aaron Rodgers, GB	8.21
2. Philip Rivers, SD	8.11
3. Drew Brees, NO	7.90
<u>Quarterback</u>	<u>INT Percentage</u>
1. Tom Brady, NE	1.6
2. Aaron Rodgers, GB	1.8
3. Peyton Manning, IND/DEN	2.1
<u>Quarterback</u>	<u>25-Yard Passes</u>
1. Drew Brees, NO	236
2. Aaron Rodgers, GB	211
3. Philip Rivers, SD	203
<u>Quarterback</u>	<u>Rushing Yards</u>
1. Cam Newton, CAR	2,032
2. Michael Vick, PHI/NYJ	1,998
3. Aaron Rodgers, GB	1,515



PACKERS VS. JETS – WEEK 2

TAKING CARE OF THE BALL

Since taking over as the starter in 2008, QB **Aaron Rodgers** has been one of the best in the league when it comes to limiting interceptions.

- ▶ Rodgers has thrown just 52 interceptions as a starter. His career INT percentage of 1.8 (53 INTs on 2,988 attempts) ranks **No. 1 in NFL history** (min. 1,500 attempts):

<u>Quarterback</u>	<u>Career INT Pct.</u>
1. Aaron Rodgers, GB	1.8
2. Tom Brady, NE	2.0
3. Neil O'Donnell, PIT/NYJ/CIN/TEN	2.1

- ▶ Rodgers also ranks **No. 1 in league annals** in career TD/INT ratio:

<u>Quarterback</u>	<u>TD/INT Ratio</u>
1. Aaron Rodgers, GB	3.57 (189/53)
2. Tom Brady, NE	2.69 (360/134)
3. Peyton Manning, IND/DEN	2.26 (494/219)

- ▶ At the time of Rodgers' 150th career TD pass (Week 7 in 2012), he had thrown just 42 career INTs. That easily bested Dolphins QB Dan Marino's **NFL record** of 69 INTs at the time of his 150th career TD pass.

- ▶ Rodgers holds two of the three lowest interception-percentage marks (min. 200 attempts) in a season in team history:

<u>Quarterback</u>	<u>Season INT Pct.</u>
1t. Aaron Rodgers, 2011	1.20 (6 INTs, 502 att.)
1t. Bart Starr, 1966	1.20 (3 INTs, 251 att.)
3. Aaron Rodgers, 2009	1.29 (7 INTs, 541 att.)

- ▶ Rodgers leads the NFL with 47 zero-INT games (min. 15 att.) since 2008:

<u>Quarterback</u>	<u>Zero-INT Games</u>
1. Aaron Rodgers, GB	47
2. Tom Brady, NE	46
3. Joe Flacco, BAL	44

- ▶ Rodgers saw his streak of 41 straight regular-season starts without a two-INT game come to an end in Week 3 last season, the **longest streak by an NFL QB since the 1970 AFL-NFL merger**. The previous record was 27 straight games by QB Neil O'Donnell from 1997-99.

- ▶ In Week 1 at San Francisco, Rodgers' streak of 159 consecutive passing attempts in the regular season without an interception came to an end. It is tied for the fourth-longest streak in team history.

HITTING HIS MARK

QB **Aaron Rodgers** completed 193 of 290 passes last season, a 66.55 completion percentage that ranked **No. 5 in the league**.

- ▶ Rodgers set a single-season franchise record with his 68.33 completion percentage (343-502) in 2011. He now holds the top two and four of the top five single-season marks in team annals:

<u>Quarterback</u>	<u>Completion Pct.</u>
1. Aaron Rodgers, 2011	68.33
2. Aaron Rodgers, 2012	67.21
3. Aaron Rodgers, 2013	66.55
4. Brett Favre, 2007	66.54
5. Aaron Rodgers, 2010	65.68

- ▶ Rodgers ranks **No. 3 in NFL history** in career completion percentage (min. 1,500 attempts), connecting on 1,968 of 2,988 attempts:

<u>Quarterback</u>	<u>Career Completion Pct.</u>
1. Chad Pennington, NYJ/MIA	66.05
2. Drew Brees, SD/NO	65.92
3. Aaron Rodgers, GB	65.86

- ▶ Rodgers finished the 2012 season with 371 completions, one shy of the single-season franchise mark:

<u>Quarterback</u>	<u>Completions</u>
1. Brett Favre, 2005	372
2. Aaron Rodgers, 2012	371
3. Brett Favre, 1994	363

- ▶ In 2013, at Cincinnati, Rodgers moved past Bart Starr (1,808) for No. 2 on the all-time franchise completions list behind only Brett Favre (5,377).

THIRD DOWN IS THE CHARM

In the Week 8 win at Minnesota in 2013, QB **Aaron Rodgers** posted a perfect 158.3 passer rating on third down for the third time in his career, connecting on all 10 of his passes for 172 yards and two TDs.

- ▶ A glance at where Rodgers ranks on third down in several categories since 2009 (min. 250 attempts):

<u>Quarterback</u>	<u>Passer Rating</u>
1. Aaron Rodgers, GB	110.2
2. Drew Brees, NO	103.1
3. Tom Brady, NE	101.1

<u>Quarterback</u>	<u>TD/INT Ratio</u>
1. Tom Brady, NE	5.89 (53/9)
2. Aaron Rodgers, GB	4.27 (47/11)
3. Ben Roethlisberger, PIT	3.08 (40/13)

<u>Quarterback</u>	<u>Yards/Attempt</u>
1. Aaron Rodgers, GB	9.10
2. Philip Rivers, SD	8.44
3. Drew Brees, NO	8.42

<u>Quarterback</u>	<u>25-Yard Passes</u>
1. Eli Manning, NYG	63
2. Philip Rivers, SD	60
3. Aaron Rodgers, GB	59

- ▶ Rodgers completed 49 of 81 passes for 693 yards and four TDs with three INTs for an 89.2 passer rating on third down last season.

- ▶ In 2012, Rodgers threw for 1,298 yards and nine TDs with one INT on 92-of-144 passing (63.9 percent) on third down. He ranked No. 1 in the league in third-down passer rating (110.8), No. 1 in yards per attempt (9.01) on third down and No. 2 in 25-yard passes (15) on third down.

- ▶ In '09, Rodgers ranked No. 1 in the NFL with a 133.5 rating. No other quarterback in the league threw for as many yards (1,710) or touchdowns (14) on third down as Rodgers, and his passer rating was the best in the NFL since Kurt Warner's 137.3 rating in 1999 with St. Louis.

- ▶ In 88 career regular-season starts, Rodgers has posted a 100-plus passer rating on third down in 48 of those contests.



PACKERS VS. JETS – WEEK 2

COOL UNDER FIRE

In Week 1 this season, QB **Aaron Rodgers** completed 2 of 3 passes for 24 yards and a passer rating of 91.0 against the blitz.

- ▶ For just the third time as a starter and the first time since Dec. 27, 2009, vs. Seattle, he posted a perfect 158.3 passer rating against the blitz against the Vikings in Week 8 last season.
- ▶ Rodgers completed all five of his passes for 109 yards and a TD against the blitz (when a defender not lined up on the line of scrimmage rushes the QB, or more than four players rush the QB) for the perfect rating.
- ▶ A look at where Rodgers ranked in three categories against the blitz **since 2012** (min. 60 attempts):

<u>Quarterback</u>	<u>Passer Rating</u>
1. Drew Brees, NO	107.2
2. Tom Brady, NE	106.2
3. Aaron Rodgers, GB	104.1
4. Nick Foles, PHI	102.2

<u>Quarterback</u>	<u>Passing TDs</u>
1. Andy Dalton, CIN	25
2t. Tom Brady, NE	24
2t. Peyton Manning, IND/DEN	24
3t. Drew Brees, NO	21
3t. Philip Rivers, SD	21
6. Aaron Rodgers, GB	19

<u>Quarterback</u>	<u>TD Percentage</u>
1. Aaron Rodgers, GB	8.6
2. Andy Dalton, CIN	7.2
3. Peyton Manning, IND/DEN	7.0

- ▶ In 88 career starts, Rodgers has posted a 100-plus passer rating against the blitz 43 times (31-12 record in those games). That includes 23 games with a 125-plus rating.
- ▶ In nine games last season, Rodgers had a 90.4 rating against the blitz, connecting on 44 of 78 passes for 673 yards and five TDs with two INTs.
- ▶ A glance at where some of Rodgers' numbers against the blitz rank among active quarterbacks **since 2009** (according to STATS LLC, min. 300 attempts):

<u>Quarterback</u>	<u>Passer Rating</u>
1. Aaron Rodgers, GB	111.4
2. Tom Brady, NE	104.5
3. Drew Brees, NO	102.5

<u>Quarterback</u>	<u>TD Percentage</u>
1. Aaron Rodgers, GB	7.5
2. Peyton Manning, IND/DEN	6.4
3. Tom Brady, NE	6.3

<u>Quarterback</u>	<u>Yards/Attempt</u>
1. Aaron Rodgers, GB	9.44
2. Philip Rivers, SD	8.72
3. Drew Brees, NO	8.46

<u>Quarterback</u>	<u>25-Yard Passes</u>
1t. Aaron Rodgers, GB	70
1t. Philip Rivers, SD	70
1t. Eli Manning, NYG	70

- ▶ The top seasons against the blitz in the NFL since 1993 (according to STATS LLC):

<u>Quarterback</u>	<u>Passer Rating</u>
1. Robert Griffin III, WAS, 2012	142.9
2. Peyton Manning, IND, 2004	136.8
3. Aaron Rodgers, GB, 2011	131.4

<u>Quarterback</u>	<u>Yards/Attempt</u>
1. Aaron Rodgers, GB, 2011	12.00
2. Nick Foles, PHI, 2013	10.73
3. Robert Griffin III, WAS, 2012	10.57

<u>Quarterback</u>	<u>25-Yard Passes</u>
1. Aaron Rodgers, GB, 2009	20
2t. Three players	18

IN THE ZONE

QB **Aaron Rodgers** has been one of the most efficient signal-callers in the league in the red zone since taking over as the starter, and he has started out strong this season, connecting on 3 of 4 passes for 9 yards and a TD for a passer rating of 116.7.

- ▶ Among QBs with 35-plus attempts, Rodgers ranks No. 6 in the NFL in red-zone passer rating since the start of the 2013 season:

<u>Quarterback</u>	<u>Red-Zone Rating</u>
1. Peyton Manning, DEN	120.1
2. Ryan Fitzpatrick, TEN/HOU	110.5
3. Nick Foles, PHI	109.1
4. Philip Rivers, SD	108.7
5. Ryan Tannehill, MIA	102.8
6. Aaron Rodgers, GB	102.4
7. Drew Brees, NO	100.7

- ▶ Rodgers ranked No. 2 in the NFL in red-zone rating in 2013 (109.9), No. 2 in 2011 (107.0), No. 3 in 2010 (107.4), No. 4 in 2009 (107.7) and No. 2 in 2008 (106.8).
- ▶ A look at where Rodgers ranks among active quarterbacks (min. 200 attempts) in three red-zone categories **since 2008**:

<u>Quarterback</u>	<u>Red-Zone Rating</u>
1. Peyton Manning, IND/DEN	108.0
2. Aaron Rodgers, GB	107.1
3. Drew Brees, NO	100.9

<u>Quarterback</u>	<u>Red-Zone TDs</u>
1. Drew Brees, NO	150
2. Peyton Manning, IND/DEN	132
3. Aaron Rodgers, GB	120

<u>Quarterback</u>	<u>TD/INT Ratio (min. 30 TDs)</u>
1. Aaron Rodgers, GB	40.00 (120/3)
2. Russell Wilson, SEA	37.00 (37/1)
3. Peyton Manning, IND/DEN	33.00 (132/4)

- ▶ In 88 career starts, Rodgers has posted a 100-plus rating in the red zone in 53 of those games.



PACKERS VS. JETS – WEEK 2

LEADING THE WAY

WR **Jordy Nelson** recorded nine receptions for 83 yards in Week 1 at Seattle. Including the postseason, it was the fourth time Nelson registered at least nine receptions in a game.

► Nelson's nine receptions are tied for No. 3 in the NFL with WR Reggie Wayne (IND).

► In 2013, Nelson led the team in all three receiving categories with a career-high 85 receptions for a career-best 1,314 yards (15.5 avg.) and eight TDs. He ranked No. 10 in the NFL in receiving yards:

<u>Player</u>	<u>Receiving Yards</u>
1. Josh Gordon, CLE	1,646
2. Antonio Brown, PIT	1,499
3. Calvin Johnson, DET	1,492
4. Demaryius Thomas, DEN	1,430
5. A.J. Green, CIN	1,426
6. Alshon Jeffery, CHI	1,421
7. Andre Johnson, HOU	1,407
8. Pierre Garcon, WAS	1,346
9. DeSean Jackson, PHI	1,332
10. Jordy Nelson, GB	1,314

► Nelson became just the fourth Packer in franchise history to register 85-plus catches and 1,300-plus receiving yards in the same season, joining Sterling Sharpe (1989, 1992), Robert Brooks (1995) and Javon Walker (2004).

► Nelson **led the league** with 19 catches of 25-plus yards last season, the first Packer to lead the league in the category since STATS LLC began recording it in 1994:

<u>Player</u>	<u>25-Yard Catches</u>
1. Jordy Nelson, GB	19
2. Demaryius Thomas, DEN	17
3. DeSean Jackson, PHI	16
4t. Josh Gordon, CLE	15
4t. Alshon Jeffery, CHI	15

► The previous high by a Packer since 1994 was 16 by both Nelson in 2011 and Greg Jennings in 2010. A look at the top seasons in the NFL since 1994 (according to STATS):

<u>Player</u>	<u>25-Yard Catches</u>
1t. Calvin Johnson, DET, 2012	21
1t. Jerry Rice, SF, 1995	21
3t. Rob Moore, ARI, 1997	20
3t. Marvin Harrison, IND, 1999	20
5t. Jordy Nelson, GB, 2013	19
5t. Randy Moss, MIN, 1998, 1999, 2000	19
5t. Eric Moulds, BUF, 1998	19
5t. Steve Smith, CAR, 2008	19

► Nelson is **tied for No. 3 in the NFL** in 25-yard catches since 2011:

<u>Player</u>	<u>25-Yard Catches</u>
1. Calvin Johnson, DET	49
2. Demaryius Thomas, DEN	43
3t. Jordy Nelson, GB	41
3t. Vincent Jackson, SD/TB	41
5. A.J. Green, CIN	39

► Nelson is tied for **No. 6 in the NFL** in TD catches **since 2011**:

<u>Player</u>	<u>Receiving TDs</u>
1. Jimmy Graham, NO	36
2. Calvin Johnson, DET	35
3. Dez Bryant, DAL	34
4. Rob Gronkowski, NE	33
5. Eric Decker, DEN/NYJ	32
6t. Jordy Nelson, GB	30
6t. A.J. Green, CIN	30
6t. Brandon Marshall, CHI	30

► Nelson is **tied for No. 4 in the NFL** in TD catches at home since 2011:

<u>Player</u>	<u>Receiving TDs (Home)</u>
1. Jimmy Graham, NO	23
2. Dez Bryant, DAL	19
3. Rob Gronkowski, NE	18
4t. Jordy Nelson, GB	17
4t. Marques Colston, NO	17

► Since 2011, Nelson has averaged 16.1 yards per catch, No. 5 in the league among players with 125-plus receptions:

<u>Player</u>	<u>Receiving Avg.</u>
1. Josh Gordon, CLE	17.9
2. Vincent Jackson, SD/TB	17.5
3t. Torrey Smith, BAL	17.2
3t. Calvin Johnson, DET	17.2
5. Jordy Nelson, GB	16.1

► Among players with 250-plus receptions, Nelson ranks No. 9 in team history with his average of 15.0 yards per catch:

<u>Player</u>	<u>Receiving Avg.</u>
1. Carroll Dale, 1965-72	19.72
2. Billy Howton, 1952-58	18.42
3. Max McGee, 1954, 57-67	18.39
4. James Lofton, 1978-86	18.22
5. Don Hutson, 1935-45	16.38
6. Boyd Dowler, 1959-69	15.44
7. Antonio Freeman, 1995-2001, 03	15.43
8. Greg Jennings, 2006-12	15.38
9. Jordy Nelson, 2008-14	15.00
10. James Jones, 2007-13	13.89

► In Week 6 of 2011 vs. St. Louis, Nelson moved into a tie for the No. 2 spot in team history for the most 80-yard TD catches with the third of his career. WR Greg Jennings holds the career franchise mark with four.

► With three TD grabs of 80-plus yards during his career, Nelson is tied for No. 2 among active NFL players:

<u>Player</u>	<u>80-Yard TD Catches</u>
1. Greg Jennings, GB/MIN	4
2t. Jordy Nelson, GB	3
2t. Mike Wallace, PIT/MIA	3
2t. Julio Jones, ATL	3



PACKERS VS. JETS – WEEK 2

RACKING UP POINTS

K **Mason Crosby** connected on his only field goal attempt last week. Including 2013, he has now made 15 consecutive field goals in the regular season, which ties him with Chris Jacke (1989-90) for the third-longest streak in franchise history.

► Crosby made 33 of 37 field goals last season, a career-high 89.2 percentage that ranked No. 2 in franchise history (min. one attempt per game):

<u>Player</u>	<u>Field Goal Pct.</u>
1. Jan Stenerud, 1981	91.7 (22-24)
2. Mason Crosby, 2013	89.2 (33-37)
3. Ryan Longwell, 2003	88.5 (23-26)

► Crosby connected on a 57-yard FG at the Giants in Week 11, the longest field goal outdoors in franchise history and the longest in MetLife Stadium history. With another 57-yarder in Week 15 at Dallas, he has now kicked the five longest field goals in team annals:

<u>Player</u>	<u>Longest FG</u>
1. Mason Crosby, at Min., 10/23/11	58
2t. Mason Crosby, at NYG, 11/17/13	57
2t. Mason Crosby, at Dal., 12/15/13	57
4t. Mason Crosby, at Phi., 9/12/10	56
4t. Mason Crosby, at Atl., 10/9/11	56

► Crosby's 57-yarder in Week 15 was his fifth from 50 yards or more last season, which was the second most in franchise history:

<u>Player</u>	<u>50-Yard FGs</u>
1. Chris Jacke, 1993	6
2. Mason Crosby, 2013	5
3. Ryan Longwell, 2005	4

► Crosby was tied for fifth in the NFL in 50-yard FGs last season:

<u>Player</u>	<u>50-Yard FGs</u>
1t. Dan Bailey, DAL	6
1t. Graham Gano, CAR	6
1t. Matt Prater, DEN	6
1t. Justin Tucker, BAL	6
5t. Mason Crosby, GB	5
5t. Stephen Gostkowski, NE	5

► Crosby holds the career franchise record for the most 50-yard FGs:

<u>Player</u>	<u>50-Yard FGs</u>
1. Mason Crosby, 2007-13	19
2. Chris Jacke, 1989-96	17
3. Ryan Longwell, 1997-2005	13

► Crosby tied a single-game franchise record with five made FGs vs. Detroit in Week 5, matching Jacke (two games with five FGs) and Longwell (one game).

► With 33 FGs in 2013, Crosby tied the single-season team mark (Chester Marcol, 1972 / Ryan Longwell, 2000).

► Crosby had 141 points last season (33 FGs, 42 extra points), which ranked **No. 5 in the NFL**:

<u>Kicker</u>	<u>Points (2013)</u>
1. Stephen Gostkowski, NE	158
2. Matt Prater, DEN	150
3. Nick Novak, SD	144
4. Steven Hauschka, SEA	143
5. Mason Crosby, GB	141

► Crosby now holds the top three scoring marks with no TDs in franchise history:

<u>Kicker</u>	<u>Points (2013)</u>
1t. Mason Crosby, 2007, 2013	141
3. Mason Crosby, 2011	140

► Crosby is one of just **three players in NFL history** to post three-plus 140-point seasons:

<u>Player</u>	<u>140-Point Seasons</u>
1. Stephen Gostkowski, 2008, 2011-13	4
2t. Mason Crosby, 2007, 2011, 2013	3
2t. David Akers, 2008, 2010-11	3

► With 14 points against the Vikings in Week 8, Crosby moved past WR Don Hutson for the No. 2 spot on the all-time franchise scoring list:

<u>Player</u>	<u>Career Points</u>
1. Ryan Longwell, 1997-2004	1,054
2. Mason Crosby, 2007-13	903
3. Don Hutson, 1935-45	823

► Crosby reached the 900-point mark for his career at Chicago in Week 17 last season, the **third fastest to 900 points in league history**:

<u>Player</u>	<u>Games/900 Points</u>
1. Gino Cappelletti, BOS	106
2. Stephen Gostkowski, NE	108
3. Mason Crosby, GB	112

► Crosby ranks **No. 1 in NFL history** for the most points scored by a player in his first seven seasons in the NFL:

<u>Player</u>	<u>Points (First 7 Seasons)</u>
1. Mason Crosby, GB, 2007-13	903
2. Mike Vanderjagt, IND, 1998-2004	874
3. Stephen Gostkowski, NE, 2006-12	865

► Crosby has made at least one FG in 16 consecutive regular-season games, which is the longest streak in team history:

<u>Player</u>	<u>Consec. Games/FG</u>
1. Mason Crosby, 2013-14	16
2. Ryan Longwell, 2004-05	15
3. Ryan Longwell, 1997-98	14



PACKERS VS. JETS – WEEK 2

POUNDING IT OUT

RB **Eddie Lacy** posted a career-high 150 rushing yards and a TD on 22 carries (6.8 avg.) in the Packers' loss to the Bears in Week 9 at Lambeau Field in 2013.

- ▶ Lacy's 150-yard effort was the second-best single-game rushing performance by a Green Bay rookie in franchise history, trailing only RB Samkon Gado's 171-yard game in 2005:

<u>Rookie</u>	<u>Rushing Yards</u>
1. Samkon Gado, vs. Det., 12/11/05	171
2. Eddie Lacy, vs. Chi., 11/4/13	150
3. John Brockington, at Min., 11/14/71	149

- ▶ Lacy finished with 1,178 rushing yards on the season, despite missing most of the Week 2 game vs. Washington and all of Week 3 at Cincinnati due to a concussion. He ranked **No. 1 in the league among rookies** and **No. 8 among all players** in rushing yards last season:

<u>Rookie</u>	<u>Rushing Yards</u>
1. Eddie Lacy, GB	1,178
2. Zac Stacy, STL	973
3. Le'Veon Bell, PIT	860

<u>Player</u>	<u>Rushing Yards</u>
1. LeSean McCoy, PHI	1,607
2. Matt Forté, CHI	1,339
3. Jamaal Charles, KC	1,287
4. Alfred Morris, WAS	1,275
5. Adrian Peterson, MIN	1,266
6. Marshawn Lynch, SEA	1,257
7. Ryan Mathews, SD	1,255
8. Eddie Lacy, GB	1,178
9. Frank Gore, SF	1,128
10. DeMarco Murray, DAL	1,124

- ▶ Lacy ranks No. 1 in franchise history for the most rushing yards in a season by a Green Bay rookie, No. 1 in attempts and tied for No. 1 in 100-yard games:

<u>Rookie</u>	<u>Rushing Yards</u>
1. Eddie Lacy, 2013	1,178
2. John Brockington, 1971	1,105
3. Samkon Gado, 2005	582

<u>Rookie</u>	<u>Rushing Attempts</u>
1. Eddie Lacy, 2013	284
2. John Brockington, 1971	216
3. Samkon Gado, 2005	143

<u>Rookie</u>	<u>100-Yard Games</u>
1t. Eddie Lacy, 2013	4
1t. John Brockington, 1971	4
3. Samkon Gado, 2005	3

- ▶ Lacy was **tied for No. 5 in the NFL** last season among all players and **tied for No. 1 among rookies** with the four 100-yard rushing games:

<u>Player</u>	<u>100-Yard Games</u>
1. LeSean McCoy, PHI	7
2. Ryan Mathews, SD	6
3t. Matt Forté, CHI	5
3t. Adrian Peterson, MIN	5
5t. Eddie Lacy, GB	4
5t. Jamaal Charles, KC	4
5t. Zac Stacy, STL	4

- ▶ With Lacy's five straight 80-yard games (Weeks 5-9) and RB **Johnathan Franklin's** 103-yard effort at Cincinnati in Week 3, the Packers had a rookie RB post at least 80 yards rushing in six consecutive games for the **first time in franchise history**. The previous record was three in 1971.
- ▶ Lacy rushed for 1,127 yards over the last 13 games in 2013, **No. 2 in the NFL** over that span:

<u>Player</u>	<u>Rushing Yards (Weeks 5-17)</u>
1. LeSean McCoy, PHI	1,139
2. Eddie Lacy, GB	1,127
3. Ryan Mathews, SD	1,029
4. Matt Forté, CHI	1,019
5. Jamaal Charles, KC	998

- ▶ Lacy had 11 rushing TDs last season, the most in franchise history by a rookie:

<u>Rookie</u>	<u>Rushing TDs</u>
1. Eddie Lacy, 2013	11
2. Samkon Gado, 2005	6
3t. Charles Goldenberg, 1933	5
3t. Gerry Ellis, 1980	5
3t. Brent Fullwood, 1987	5

- ▶ Lacy was the first Packer to post 10 or more rushing TDs in a season since RB Ryan Grant posted 11 in 2009. He ranked **No. 3 in the league** among all players last season with the 11 rushing TDs:

<u>Player</u>	<u>Rushing TDs</u>
1t. Jamaal Charles, KC	12
1t. Marshawn Lynch, SEA	12
3. Eddie Lacy, GB	11
4t. Knowshon Moreno, DEN	10
4t. Adrian Peterson, MIN	10

- ▶ Of Lacy's 11 rushing TDs, 10 came between Weeks 7-17, which ranked **No. 1 in the league** over that span.
- ▶ Lacy ranks No. 2 in team history for the most overall TDs by a rookie:

<u>Rookie</u>	<u>Touchdowns</u>
1. Billy Howton, 1952	13
2. Eddie Lacy, 2013	11
3. Max McGee, 1954	9



PACKERS VS. JETS – WEEK 2

CLAY FINDS HIS WAY TO THE QUARTERBACK

LB **Clay Matthews** has registered 50.0 sacks since entering the NFL in 2009, which ranks **No. 6 in the league** over that span:

<u>Player</u>	<u>Sacks (Since 2009)</u>
1. Jared Allen, MIN/CHI	71.0
2. DeMarcus Ware, DAL/DEN	65.0
3. Robert Mathis, IND	57.5
4. Tamba Hali, KC	55.0
5. Cameron Wake, MIA	53.5
6. Clay Matthews, GB	50.0
7. John Abraham, ATL/ARI	49.5

▶ Matthews led the team with 7.5 sacks during the 2013 season. He ranked No. 5 in the NFL in 2012 with 13.0 sacks, despite missing four games due to injury:

<u>Player</u>	<u>Sacks (2012)</u>
1. J.J. Watt, HOU	20.5
2. Aldon Smith, SF	19.5
3. Von Miller, DEN	18.5
4. Cameron Wake, MIA	15.0
5. Clay Matthews, GB	13.0

▶ Matthews has finished in the top five in the league in sacks in two of the last four seasons (No. 4 in 2010 with 13.5 sacks).

▶ Matthews ranks No. 3 in team history in 10-sack seasons and is tied for No. 4 in two-sack games:

<u>Player</u>	<u>10-Sack Seasons</u>
1t. Reggie White, 1993, 1995, 1997-98	4
1t. Kabeer Gbaja-Biamila, 2001-04	4
3. Clay Matthews, 2009-10, 2012	3

<u>Player</u>	<u>Two-Sack Games</u>
1. Reggie White, 1993-98	16
2. Kabeer Gbaja-Biamila, 2000-08	15
3. Tim Harris, 1986-90	14
4t. Aaron Kampman, 2002-09	10
4t. Clay Matthews, 2009-14	10

▶ Matthews ranks No. 5 in team history with 50.0 career sacks (games played in parentheses):

<u>Player</u>	<u>Career Sacks</u>
1. Kabeer Gbaja-Biamila, 2000-08	74.5 (124)
2. Reggie White, 1993-98	68.5 (95)
3. Tim Harris, 1986-90	55.0 (76)
4. Aaron Kampman, 2002-09	54.0 (112)
5. Clay Matthews, 2009-14	50.0 (70)

▶ Matthews was named to his fourth straight Pro Bowl in 2012, becoming the **first Packer** to earn Pro Bowl recognition in each of his first four seasons in the league.

▶ When Matthews intercepted Giants QB Eli Manning at New York in Week 13 of 2011 and returned the pick 38 yards for a score, it marked the third straight season that he had scored a defensive TD.

▶ Matthews is the **only player in franchise history** to score a defensive TD in each of his first three seasons in the league (2009-11).

▶ He received first-team All-Pro honors from *The Associated Press* in 2010, the first Packer LB to earn that recognition since Tim Harris in 1989. Matthews finished second to only Pittsburgh S Troy Polamalu in the AP Defensive Player of the Year voting in 2010.

▶ In 2009, Matthews set a Packers rookie record with 10 sacks on his way to earning Pro Bowl honors, the first Green Bay rookie to be named to the all-star game since Hall of Fame WR James Lofton in 1978.

▶ A look at where Matthews' sack total in his first 20 pro games ranks in NFL history (since 1982):

<u>Player</u>	<u>Sacks</u>
1. Aldon Smith, SF	18.5
2. Clay Matthews, GB	17.0
3t. L. O'Neal, SD; J. Abraham, NYJ; V. Miller DEN	16.5

SPREADING AROUND THE SACKS

With LB/DE **Mike Neal** and LB **Brad Jones** both recording their third sack of the season in Week 12 vs. Minnesota, it brought the Packers' number of players with at least three sacks to seven, which was **tied for No. 2 in the NFL** last season:

<u>Team</u>	<u>Players With 3 Sacks</u>
1. Carolina	8
2t. Green Bay	7
2t. Buffalo	7
2t. Cincinnati	7
2t. Philadelphia	7
6t. Several teams	6

▶ With the seven players last season, it was the best single-season total by the Packers since they had eight different players post three-plus sacks in 1985. Green Bay finished one player shy of tying the franchise record (since 1982):

<u>Season</u>	<u>Players With 3 Sacks</u>
1t. 1984	8
1t. 1985	8
3. 2013	7
4t. 1996, 1997, 1998, 2001, 2010	6



PACKERS VS. JETS – WEEK 2

STIFLING SIGNAL-CALLERS

Since 2009, opposing quarterbacks have completed 1,644 of 2,839 passes (57.9 percent) for 20,064 yards and 130 touchdowns with 114 interceptions against the Packers. The 78.3 passer rating registered by opposing signal-callers over that span ranks **No. 4 in the NFL**:

Team	Opp. Passer Rating (Since 2009)
1. N.Y. Jets	74.7
2. Baltimore	76.4
3. Pittsburgh	78.2
4. Green Bay	78.3

► Green Bay has held its opponents to a passer rating of less than 80 in 39 of 81 games since 2009. The Packers have a **37-2 mark (.949)** in those contests.

► A look at the Packers' record by opponent passer rating since 2009:

Passer Rating	GB Record Since 2009
Less than 70	27-1 (.964)
70-79	10-1 (.909)
80-89	10-5 (.667)
90-99	1-5 (.167)
100-plus	7-13-1 (.357)

SECOND-YEAR SURGE

After recording two sacks in 14 games as a rookie in 2012, DT **Mike Daniels** saw a noticeable jump in playing time and production in his second season with the Packers.

► Daniels led the defensive line and was No. 2 on the team behind only LB Clay Matthews with 6.5 sacks:

Player	Sacks (2013)
1. Clay Matthews	7.5
2. Mike Daniels	6.5
3t. A.J. Hawk	5.0
3t. Mike Neal	5.0

► Daniels was tied for No. 6 in the NFL in sacks last season among defensive tackles, according to STATS LLC:

Defensive Tackle	Sacks (2013)
1. Jason Hatcher, DAL	11.0
2t. Jurrell Casey, TEN	10.5
2t. Kyle Williams, BUF	10.5
4. Gerald McCoy, TB	9.0
5. Marcell Dareus, BUF	7.5
6t. Mike Daniels, GB	6.5
6t. Justin Smith, SF	6.5

TAKEAWAY TRAMON

After not posting any interceptions in the first nine games last season, CB **Tramon Williams** came on late with three interceptions in the last six games of 2013, including a game-clinching one at Dallas in Week 15.

► Williams was tied for No. 5 in the NFL with three INTs since Week 11:

Player	INTs (Weeks 11-17)
1t. Lavonte David, TB	4
1t. Byron Maxwell, SEA	4
1t. Logan Ryan, NE	4
1t. Richard Sherman, SEA	4
5t. Tramon Williams, GB ; several others	3

► Williams led the team in INTs in 2010 with a career-high six picks, and added three more during the postseason.

► Including playoffs, Williams ranks **No. 2 in the NFL** among active players in interceptions and in interception return yards **since 2010**:

Player	Interceptions
1. Richard Sherman, SEA	20
2. Tramon Williams, GB	19
3. Three Players	17

Player	INT Return Yards
1. Charles Tillman, CHI	333
2. Tramon Williams, GB	323
3. Brandon Browner, SEA/NE	308
4. Stevie Brown, NYG	307
5. Sean Lee, DAL	305

HEADED NORTH

This past offseason the Packers signed LB **Julius Peppers**. The former Carolina Panther and Chicago Bear has been selected to eight Pro Bowls and was named to the NFL's All-Decade Team for the 2000s.

► Peppers is tied for third among active players with 118.5 career sacks during the regular season:

Player	Career Sacks
1. John Abraham (NYJ/ATL/ARI)	133.5
2. Jared Allen (KC/MIN/CHI)	128.5
3t. Julius Peppers (CAR/CHI/GB)	118.5
3t. DeMarcus Ware (DAL/DEN)	118.5
5. Robert Mathis (IND)	111.0

► The former No. 2 overall pick has registered nine interceptions in his career. According to STATS LLC, he is tied for the most among players that have recorded at least 100 sacks, since sacks became an official statistic in 1982:

Player	Career INTs	Career Sacks
1t. Julius Peppers	9	118.5
1t. Lawrence Taylor	9	132.5
3t. Richard Dent	8	137.5
3t. Chris Doleman	8	150.5
3t. Rickey Jackson	8	128.0
3t. Jason Taylor	8	139.5



PACKERS VS. JETS – WEEK 2

ON THE ROAD AGAIN

Green Bay went 7-1 away from Lambeau Field in 2011, with the seven road wins setting a single-season franchise record.

- The Packers have been able to stay above the .500 mark on the road during Head Coach **Mike McCarthy's** tenure, a notable achievement in the National Football League.
- Since 2006, McCarthy's first season as the head coach in Green Bay, only 10 of 32 NFL teams have regular-season road records above .500.

Team	W-L Record	Pct.
1. New England	45-20-0	.692
2. Philadelphia	37-26-1	.586
3t. Indianapolis	37-28-0	.569
3t. N.Y. Giants	37-28-0	.569
5t. Green Bay	36-29-0	.554
5t. New Orleans	36-29-0	.554
7. Dallas	34-30-0	.531
8. San Diego	34-31-0	.523
9t. Denver	33-31-0	.516
9t. Pittsburgh	33-31-0	.516

301 AND COUNTING

Another packed house at Lambeau Field against the Steelers in Week 16 last season brought the stadium's consecutive-sellouts streak to 302 regular-season games (not including replacement games).

- The league's longest-tenured stadium, Lambeau Field hosted its 57th season of football in 2013. A total of 701,102 fans made their way through the turnstiles for the nine games (including playoffs) in 2013.
- Across American professional sports, only Boston's Fenway Park (1912) and Chicago's Wrigley Field (1914) have longer tenures.

THE LAMBEAU ADVANTAGE

The crown jewel of the National Football League, Lambeau Field has long been known as one of the tougher venues to play in, particularly during the harsh Wisconsin winter.

- Re-establishing home-field advantage after a 4-4 mark in 2008 was one of the goals of 2009, and with the Packers finishing 6-2 at home, they accomplished that goal. Green Bay followed that up with a 7-1 mark at Lambeau Field in 2010, a perfect 8-0 record in 2011, the first undefeated home mark since 2002, and a 7-1 mark in 2012.
- Head Coach **Mike McCarthy** stated consistently upon his arrival in Green Bay that one of the team's goals would be to reclaim the mystique of playing at Lambeau Field. Mission accomplished. The team is 46-12-1 (.788) at home over its past 59 regular-season games.
- Since **Ron Wolf** and **Mike Holmgren** began the revitalization of the franchise in 1992, Green Bay owns the best home record in the NFL. A look at the top regular-season home W-L records since the '92 season:

Team	W-L Record	Pct.
1. Green Bay	133-42-1	.759
2. Pittsburgh	127-49-1	.720
3. New England	125-51-0	.710
4. Denver	124-53-0	.701
5. Baltimore (since '96)	100-44-1	.693

HOT AT HOME

The Packers' win over Dallas at Lambeau in Week 10 of 2009 was the first step to a 7-1 finish and a playoff berth for Green Bay.

- Since that win, the Packers have been one of the best teams in the league at home:

Team	W-L Record	Pct.
1. New England	32-3-0	.914
2. Green Bay	30-5-1	.847
3. Baltimore	30-7-0	.811

IN THE FREE-AGENCY ERA

Talk of unrestricted free agency in the early '90s led many to forecast tough times for the small-town Green Bay Packers.

- However, Green Bay has remained among the most successful teams since the advent of free agency in 1993. The Packers have won 10 or more games 13 times since '93 and captured 10 division crowns.
- A look at the most successful teams in the free-agency era:

Team	W-L Since '93	Pct.	Playoff Berths
1. New England	222-115-0	.659	15
2. Green Bay	213-123-1	.634	16
3. Pittsburgh	210-126-1	.625	13
4. Denver	201-136-0	.596	11
5. Indianapolis	198-139-0	.588	15

IN THE LEAGUE RANKINGS, 2014



GREEN BAY (Team)

Category	NFC	NFL
Turnover Margin (0)	6T	16T
Points Scored (16.0)	12	25T
Points Allowed (36.0)	15	31
Total Offense (255.0)	15	29
Rushing (80.0)	13	23
Passing (175.0)	13	26
Total Defense (398.0)	13	21
vs. Rush (207.0)	16	31
vs. Pass (191.0)	6	10
Third-Down Offense (50.0%) .	6T	7T
Third-Down Defense (36.4%) .	6	8T
Red-Zone Offense (66.7%) . .	5T	8T
Red-Zone Defense (60.0%) . .	8T	18T

NEW YORK JETS (Team)

Category	AFC	NFL
Turnover Margin (-2)	13T	23T
Points Scored (19.0)	10	19
Points Allowed (14.0)	3	4T
Total Offense (402.0)	5	11
Rushing (212.0)	1	1
Passing (190.0)	12	24
Total Defense (158.0)	1	1
vs. Rush (25.0)	1	1
vs. Pass (133.0)	1	1
Third-Down Offense (41.7%) . .	6	15T
Third-Down Defense (25.0%) .	3T	5T
Red-Zone Offense (25.0%) . .	13	27
Red-Zone Defense (100.0%) .	15T	27T

GREEN BAY (Individual)














Category	NFC	NFL
Passing: Rodgers (81.5)	12	23
Rushing: Starks (37)	17	33
Receptions: Nelson (9)	2	3T
Rec. Yds.: Nelson (83)	13T	26T
Interceptions: n/a		
Sacks: Clinton-Dix (1.0)	4T	10T

NEW YORK JETS (Individual)

Category	AFC	NFL
Passing: Smith (96.6)	6	14
Rushing: Ivory (102)	4	6
Receptions: Decker (5)	19T	42T
Rec. Yds.: Decker (74)	19	37
Interceptions: n/a		
Sacks: Landry/Babin (1.0)	7T	10T

2014 SCHEDULE NOTES

2014 OPPONENTS

	NFL Rank (2014)	Record	
		Offense	Defense
 at Seattle Seahawks....(1-0)	12	4	
 New York Jets(1-0)	11	1	
 Detroit Lions.....(1-0)	7	2	
 Chicago Bears(0-1)	4	14t	
 Minnesota Vikings.....(1-0)	20	10	
 at Miami Dolphins(1-0)	18t	8	
 Carolina Panthers(1-0)	21	5	
 at New Orleans Saints.. (0-1)	3	32	
 Philadelphia Eagles.....(1-0)	5t	7	
 New England Patriots..(0-1)	25	14t	
 Atlanta Falcons(1-0)	1	30	
 at Buffalo Bills.....(1-0)	18t	29	
 at Tampa Bay Buccaneers. (0-1)	28	12	

A LOOK AT THE SCHEDULE

The Green Bay Packers' 94th NFL regular-season schedule is headlined by five prime-time games (subject to flexible scheduling).

- ▶ Green Bay's schedule includes five games against 2013 playoff teams, with three of those contests (Carolina, Philadelphia, New England) at Lambeau Field and two on the road (Seattle, New Orleans).
- ▶ The Packers have three prime-time contests at home (vs. Minnesota on Thursday night in Week 5, vs. Chicago on Sunday night in Week 10 and vs. Atlanta on *Monday Night Football* in Week 14) and two on the road (Thursday night at Seattle in Week 1 and Sunday night at New Orleans in Week 8).
- ▶ The Packers' bye arrives in Week 9 for the first time since 2004.
- ▶ It is the second time in franchise history (1922) that Green Bay opens with three of their first four games on the road.
- ▶ Two of Green Bay's first five games are played on Thursday night, with the next seven taking place on Sunday, one on the following Monday, and three more on Sunday to close out the regular season.
- ▶ For the second year in a row and just the third time in nine seasons under Head Coach **Mike McCarthy** (2010), the Packers will open the season on the road. For the third straight season Green Bay will open against an NFC West team after facing San Francisco each of the last two years.
- ▶ Dating back to 2001, the Packers have always played against an NFC team in Week 1. The last AFC team Green Bay faced in Week 1 was the New York Jets, who will visit the Packers in Week 2 for the home opener.
- ▶ Following the home opener, the Packers will go on the road to face two division opponents, Detroit and Chicago, before returning home to face Minnesota in a Thursday night divisional matchup. It will be the sixth time in the last seven seasons they have faced off in primetime.
- ▶ Green Bay will play two of the next three on the road prior to the Week 9 bye. The Packers travel to Miami for the third time in 23 years and first time since 2006, and to New Orleans in a game on Sunday night, marking the third primetime meeting between the two in the last four contests. Between the two road games, Carolina will travel to Lambeau Field for the first time since 2008.
- ▶ After the bye week, the Packers return to Sunday night to host the Bears, who they have beaten five of the last six times at home.
- ▶ Philadelphia comes to Lambeau for the second straight season, which is only the second time in the series that the two clubs have played at Green Bay in back-to-back seasons (1933-34).
- ▶ For the second consecutive season, Green Bay will play Minnesota in Week 12, traveling to face the Vikings in the first outdoor game (TCF Bank Stadium) between the two in Minnesota since they played at Metropolitan Stadium on Nov. 29, 1981.
- ▶ The last game in November brings New England to Lambeau Field for the first time since 2006 and only its third visit ever to the stadium (1979).
- ▶ December opens with a Monday night matchup at home versus Atlanta. It marks the 22nd straight season the Packers have appeared on *Monday Night Football*.
- ▶ The next two weeks include road games at Buffalo and Tampa Bay. It will be the Packers' first visit to Buffalo since 2006 and first trip to Tampa Bay in the month of December since 1999.
- ▶ Green Bay closes the regular season at Lambeau Field against Detroit for the fourth time under McCarthy (2007, 2008, 2011).



STREAKS & MILESTONES – REGULAR SEASON

18 RANDALL COBB

- ▶ Set a single-season franchise record with a league-high 2,342 combined net yards in 2012, topping the previous team mark of 2,250 yards by RB Ahman Green in 2003.
- ▶ With 954 receiving yards and 964 kickoff return yards in 2012, became the first person in NFL history to post 900-plus yards in each category in the same season.
- ▶ Has three kick return scores (two punts, one kickoff) in his career, which ties him for No. 2 in franchise history behind only RB Travis Williams' six return TDs (one punt, five kickoffs).
- ▶ Is tied for No. 5 in the NFL with the three total kick return TDs since 2011.

2 MASON CROSBY

- ▶ His 903 points from 2007-13 rank No. 1 in NFL history for the most points scored by a player in his first seven seasons, topping the mark of Indianapolis K Mike Vanderjagt (874, 1998-2004).
- ▶ Ranks No. 2 in team annals with 907 career points (Ryan Longwell, 1,054), having surpassed Don Hutson (823) at Minnesota in Week 8.
- ▶ Reached the 900-point mark for his career in his 112th game, third fastest in NFL history (Gino Cappelletti, 106; Stephen Gostkowski, 108).
- ▶ Ranks No. 2 in team history for the most 100-point seasons with seven, trailing only Longwell (eight).
- ▶ Made 23 straight field goals from Week 13 of 2010 through Week 10 of 2011, the longest regular-season streak in franchise history as he eclipsed Chris Jaffe's mark of 17 (1993).
- ▶ In 2011, set a franchise record with a 58-yard field goal in Week 7 at Minnesota, eclipsing the mark of 56 yards he held (Week 1 at Philadelphia, 2010; Week 5 at Atlanta, 2011).
- ▶ For his career, has hit 123 of 134 field goals (91.8 percent) from 39 yards and closer.
- ▶ Has made 44 of 62 field goals (71.0 percent) from 40-49 yards.
- ▶ Has hit 19 of 40 field goals (47.5 percent) from 50-plus yards.

50 A.J. HAWK

- ▶ Is tied for No. 1 in franchise history for the most seasons leading the team in tackles with five (2006, 2008, 2010, 2012-13), matching the mark of five by LB Nick Barnett (2003-05, 2007, 2009).
- ▶ Has either led the team or finished second in tackles in six of his seven seasons in Green Bay. Has posted 100-plus tackles in six of seven seasons.
- ▶ Has 1,032 career tackles, which ranks No. 1 in team history (since defensive stats began to be recorded by coaches in 1975). Moved past John Anderson (1,020, 1978-89) for the franchise record with eight tackles at Chicago in Week 17.

27 EDDIE LACY

- ▶ Set franchise rookie records in 2013 for rushing yards (1,178), rushing TDs (11) and rushing attempts (284).

- ▶ Tied the team rookie mark for 100-yard rushing games with four last season.
- ▶ Named NFL Offensive Rookie of the Year by *The Associated Press* and was selected to the Pro Bowl as an injury replacement for Vikings RB Adrian Peterson.
- ▶ Recorded 20-plus carries 10 times during the 2013 regular season, all coming in the the last 13 games. The Packers were 7-2-1 in those games. Dating back to 1960, he tied Dorsey Levens (1997) for the second-most games of 20-plus carries by a Packers' player in one regular season (Ahman Green, 12 in 2003).

8 TIM MASTHAY

- ▶ Ranks No. 1 in franchise history (min. 150 punts) with a 44.2-yard gross punting average.
- ▶ Set a single-season franchise record with his 45.6-yard gross average in 2011, surpassing Craig Hentrich's 45.0-yard mark in 1997.
- ▶ Tied Sean Landeta's single-season franchise record (1998) by placing 30 punts inside the 20-yard line in 2012.
- ▶ Holds the top four single-season marks for net punting average in franchise history (since 1976) with a 38.95 average in 2013, a 38.93 average in 2012, a 38.56 average in 2011 and a 37.65 average in 2010.
- ▶ Ranks No. 2 in team annals (since 1976) with 101 punts placed inside the 20-yard line in his career. Trails only Craig Hentrich (104) in the franchise record book.

52 CLAY MATTHEWS

- ▶ Only player in franchise history to be named to the Pro Bowl each of his first four seasons in the league (2009-12).
- ▶ Only player in team history to score a defensive TD in each of his first three seasons in the league (2009-11).
- ▶ His 17 sacks in his first 20 games were the most by an NFL player to start his career at the time, eclipsing the mark of 16.5 set by Leslie O'Neal (1986, 1988) and John Abraham (2000-01).
- ▶ Is the first NFL player since sacks became an official stat in 1982 to post a double-digit sack total and a defensive TD in each of his first two seasons in the league.
- ▶ First player in franchise annals to post 10-plus sacks in each of his first two years in the NFL.
- ▶ Ranks No. 5 in team history with 50.0 career sacks.
- ▶ His 29.5 sacks from 2009-11 were tied for No. 1 in team history with Tony Bennett for the most sacks by a Packer in his first three seasons in the league.
- ▶ Ranks No. 6 in the NFL with 50.0 sacks since entering the league in 2009.
- ▶ Set a franchise rookie record with 10 sacks in 2009.

Two years after he co-founded the Packers with Curly Lambeau, George Calhoun began writing a piece called *The Dope Sheet*, which served as the official press release and game program from 1921-24.



STREAKS & MILESTONES – REGULAR SEASON

87 JORDY NELSON

- ▶ Is tied for No. 6 in the NFL with 30 TD catches since 2011 and is tied for No. 4 in the league with 17 TD grabs at home over that span.
- ▶ His 22 TD grabs from 2011-12 were the most by a Packer over a two-year span since WR Antonio Freeman posted 26 TDs from 1997-98.
- ▶ Caught 15 TD passes in 2011, joining WRs Sterling Sharpe (18 in 1994) and Don Hutson (17 in 1942) as the only players in franchise annals to catch 15-plus TD passes in a season.
- ▶ With three TD grabs of 80-plus yards during his career, Nelson is tied for No. 2 among active NFL players behind only Vikings WR Greg Jennings (four).
- ▶ Ranks No. 11 in franchise history with 4,673 career receiving yards.
- ▶ Ranks No. 12 in franchise history with 36 career TD catches. Trails No. 11 James Jones (37) by one TD.
- ▶ Among players with 250-plus catches, ranks No. 9 in franchise history with a 15.0-yard receiving average.

56 JULIUS PEPPERS

- ▶ Has been selected to eight Pro Bowls since entering the league in 2002, which ties him with Troy Polamalu and Ray Lewis for the third most among defensive players over that span (Ed Reed, 9 / Champ Bailey, 12).
- ▶ With eight double-digit sack seasons as a pro, is tied with Jared Allen for the most in the NFL since 2002.
- ▶ Named first-team All-Pro by *The Associated Press* three times and was selected to the NFL's All-Decade team for the 2000s.

12 AARON RODGERS

- ▶ Ranks No. 1 in NFL history with a 104.7 career passer rating.
- ▶ Set an NFL single-season record in 2011 with a 122.5 passer rating and set team marks for TD passes (45), passing yards (4,643), completion percentage (68.3), yards per attempt (9.25), TD/INT ratio (7.50) and 300-yard games (eight).
- ▶ Posted 21,332 passing yards from 2008-12, the most in NFL history by a quarterback in his first five seasons as a starter.
- ▶ Threw a TD pass in 35 straight regular-season games at Lambeau Field from 2008-12, a team record (previous mark was 25 by Brett Favre, 1992-96). It was the second-longest home streak in NFL history behind Dan Marino's 39-game streak from 1983-88.
- ▶ Tied a single-game franchise record with six TD passes at Houston in Week 6 of 2012, matching Matt Flynn's mark (Jan. 1, 2012, vs. Detroit).
- ▶ In 88 regular-season starts, has 32 career 300-yard games, 35 three-TD games and 47 zero-INT games (min. 15 attempts).
- ▶ Has posted a 100-plus passer rating 51 times. Set an NFL record for quarterbacks whose careers started since 1970 with 43 games with a 100-plus passer rating in his first 75 starts.
- ▶ Posted a 100-plus passer rating in five straight seasons (2009-13), the only quarterback in league history to accomplish that feat.
- ▶ Is the only QB in team history with three 400-yard passing games, including a 480-yard effort vs. Washington in Week 2 last season that tied a franchise record.
- ▶ When he hit the 150-TD mark for his career, he had thrown just 42 INTs

to that point, the fewest in NFL history as he bested Dan Marino's mark of 69 INTs at the time of his 150th TD pass.

- ▶ In 2009, became first QB in NFL history to throw 30 or more TDs, seven or fewer INTs, and rush for five TDs in the same season.
- ▶ Has registered a passer rating over 110.0 in four or more consecutive games three times in his career (Weeks 3-7, 2009; Week 9, Weeks 11-13, 2010; Weeks 1-7, 9-12, 2011), one of only two quarterbacks in franchise history (Bart Starr, 1966) to accomplish the feat in a single season.
- ▶ Is the only NFL QB since the 1970 merger to post four straight 110-plus rating games in three straight seasons (2009-11).
- ▶ Posted four or more rushing TDs in three straight seasons (2008-10), becoming only the second Packers QB to accomplish that feat (Tobin Rote, 1954-56), and eclipsed 300 rushing yards in back-to-back seasons (2009-10), the first since Rote in 1954-56.

		NFL Offense			NFL Defense		
After Week ...	Opp.	Total	Rush	Pass	Total	Rush	Pass
1	at SEA	29	23	26	21	31	10
2	NYJ						
3	at DET						
4	at CHI						
5	MIN						
6	at MIA						
7	CAR						
8	at NO						
9	(bye)						
10	CHI						
11	PHI						
12	at MIN						
13	NE						
14	ATL						
15	at BUF						
16	at TB						
17	DET						
Packers in 2013		3	7	6	25	25	24
Packers in 2012		13	20	9	11	17	11
Packers in 2011		3	27	3	32	14	32
Packers in 2010		9	24	5	5	18	5
Packers in 2009		6	14	7	2	1	5
Packers in 2008		8	17	8	20	26	12
Packers in 2007		2	21	2	11	14	12
Packers in 2006		9	23	8	12	13	17
Packers in 2005		18	30	7	7	23	1
Packers in 2004		3	10	3	25	14	25
Packers in 2003		4	3	16	17	10	23
Packers in 2002		12	12	10	12	21	3
Packers in 2001		6	21	3	12	16	15
Packers in 2000		15	23	8	15	8	19
Packers in 1999		9	21	7	19	22	18
Packers in 1998		5	25	3	4	4	10
Packers in 1997		4	12	3	7	20	8
Packers in 1996		5	11	5	1	4	1
Packers in 1995		7	26	3	14	7	21
Packers in 1994		9	19	9	6	3	15
Packers in 1993		19	22	18	2	8	7
Packers in 1992		15	21	9	23	16	23



PACKERS STARTERS – OFFENSE

WR Jordy Nelson, 7th Year, Kansas State, D2a-08

- ▶ Led the team in 2013 with a career-high 85 catches for a career-best 1,314 yards and eight TDs. Ranked No. 10 in the NFL last season in receiving yards.
- ▶ Is tied for No. 6 in the NFL with 30 TD catches since 2011 and is tied for No. 4 in the league with 17 TD grabs at home over that span.
- ▶ With 15 TD catches in 2011, became only the third player in franchise history to catch 15 or more TDs in a season, joining WRs Sterling Sharpe (18 in 1994) and Don Hutson (17 in 1942).
- ▶ Became the first player since the 1970 AFL-NFL merger to post three 80-yard TD grabs over an eight-game span in the regular season (Week 16, 2010-Week 6, 2011).

LT David Bakhtiari, Rookie, Colorado, D4a-13

- ▶ Started all 16 games at left tackle last season, the only rookie in the NFL to do so in 2013 and the first Packer rookie to do so since the league went to a 16-game schedule in 1978.
- ▶ Became just the fourth Green Bay rookie to start at LT in the season opener since the 1970 AFL-NFL merger and the first since 1985.
- ▶ Earned second-team All-Pacific-12 honors from the conference's coaches each of his last two seasons (sophomore and junior) at Colorado.
- ▶ Was named to the watch lists for both the Outland Trophy and the Lombardi Award in 2012.

LG Josh Sitton, 7th Year, Central Florida, D4b-08

- ▶ Has started 79 games since 2009, the most by an offensive player in a Green Bay uniform over that span.
- ▶ Was named to his first career Pro Bowl in 2012, becoming the first Green Bay guard to be selected since Marco Rivera in 2004.
- ▶ Was named 2010 Offensive Lineman of the Year by the NFL Alumni Association.
- ▶ According to STATS LLC, has allowed only 9.0 sacks in his five seasons as a starter (2009-13).
- ▶ Was the only Packer on either side of the ball to not miss a snap from 2009-10.

C Corey Linsley, Rookie, Ohio State, D5a-14

- ▶ Named first-team All-Big Ten by both the coaches and the media as a senior.
- ▶ Was one of five team captains and was part of a line that helped the team set school records for points scored (637), yards per carry (6.8), touchdowns (87) and TD passes (38) in '13.
- ▶ The Ohio native was part of a Buckeye team that won 24 consecutive games from 2012-13.

RG T.J. Lang, 6th Year, Eastern Michigan, D4-09

- ▶ Has started games at four different positions on the line as a pro (27 at LG, 17 at RG, five at RT, two at LT). Played C in Week 10 last season.
- ▶ Has started 48 contests since 2011.
- ▶ Started games at both tackle spots in his first season (2009) and became the first Packers rookie to start consecutive games at left tackle since Chad Clifton in 2000.
- ▶ Began his college career as a defensive lineman, but converted to the offensive line as a sophomore and started 36 straight games (10 at RT, 26 at LT) over his final three years.

RT Bryan Bulaga, 5th Year, Iowa, D1-10

- ▶ Missed the second part of the 2012 season after suffering a hip injury vs. Arizona on Nov. 4 and missed all of the 2013 season after injuring his knee on Aug. 3.
- ▶ Started 37 games at RT in his first three seasons in the league.
- ▶ Started the final 12 games of 2010 and the entire postseason at right tackle after taking over for veteran Mark Tauscher (shoulder), the most regular-season starts by a Packers rookie tackle since Tauscher's 14 in 2000.
- ▶ Named to the *Pro Football Weekly*/PFWA All-Rookie team in 2010.

- ▶ Capped his rookie season by becoming the youngest player, according to STATS LLC, to ever start in the Super Bowl (21 years, 322 days).

TE Richard Rodgers, Rookie, California, D3b-14

- ▶ Played tight end for his first two seasons before moving to inside receiver in 2013.
- ▶ Recorded at least one reception in 19 consecutive games to end his career.
- ▶ Played in 35 games with 11 starts in three seasons at Cal and totaled 59 receptions for 896 yards (15.2 avg.) and two TDs.
- ▶ Is just the fourth Cal tight end to be drafted in the top 100, joining David Lewis (first round, No. 13, Kansas City, 1997), Tony Gonzalez (first round, No. 13, Kansas City, 1997) and Craig Stevens (third round, No. 85, Tennessee, 2008).

WR Randall Cobb, 4th Year, Kentucky, D2-11

- ▶ Before suffering a knee injury in Week 6 last season, led the team in receptions with 29 and was No. 2 in receiving yards with 378.
- ▶ Set a franchise single-season record with a league-high 2,342 combined net yards in 2012, topping the previous team mark of 2,250 yards by RB Ahman Green in 2003.
- ▶ With 954 receiving yards and 964 kickoff return yards in 2012, he became the first player in NFL history to post 900-plus yards in each category in the same season.
- ▶ Led the team in receptions (80) and receiving yards (954) in 2012 and finished second on the squad in TD catches (eight).

QB Aaron Rodgers, 10th Year, California, D1-05

- ▶ His career passer rating of 104.7 ranks No. 1 in NFL history.
- ▶ Ranked No. 5 in the NFL last season in passer rating (104.9), No. 2 in yards per attempt (8.74) and No. 5 in completion percentage (66.6).
- ▶ Posted 21,332 passing yards from 2008-12, which ranks No. 1 in league history for the most passing yards by a QB in his first five seasons as a starter (previous record was Peyton Manning, 20,618, 1998-2002).
- ▶ In 88 regular-season starts (58-30 record), has posted 32 games with 300-plus passing yards, 47 without an interception and 51 with a 100-plus passer rating (min. 15 attempts).
- ▶ In 2011, set an NFL record with a 122.5 passer rating and set franchise marks for TD passes (45), passing yards (4,643), completion percentage (68.3), yards per attempt (9.25) and 300-yard games (eight) on his way to earning NFL Most Valuable Player honors from *The Associated Press*.

RB Eddie Lacy, 2nd Year, Alabama, D2-13

- ▶ Ranked No. 1 in the league among rookies and No. 8 among all players with 1,178 rushing yards last season, despite missing one full game and nearly all of another due to a concussion.
- ▶ Ranks No. 1 in franchise history for the most rushing yards by a rookie in a single season, No. 1 in attempts (284), and tied for No. 1 for most 100-yard rushing games with four (John Brockington, four in 1971).
- ▶ Became the first Green Bay rookie RB to be selected to the Pro Bowl since Brockington in 1971 and was named Rookie of the Year by PFWA.
- ▶ Finished third in the league with 11 TD runs, with 10 of those scores coming between Weeks 7-17, the most in the league over that span.

FB John Kuhn, 9th Year, Shippensburg, W-07 (Pit)

- ▶ Has played in 108 of 113 games (119 of 124 including playoffs) during his six-plus seasons in Green Bay, appearing in all 16 regular-season contests in four of those seasons.
- ▶ Selected to the Pro Bowl in 2011, becoming the first Green Bay fullback to be honored since William Henderson in 2004.
- ▶ Only player on the team to have a rushing and receiving touchdown each season from 2008-11, and was the first Packer to achieve that feat since RB Ahman Green (2001-04).
- ▶ Led the team with four rushing TDs in 2011 and led the running backs with six total TDs.

PACKERS STARTERS – DEFENSE

LDE Datone Jones, 2nd Year, UCLA, D1-13

- ▶ Overcame an ankle injury during the preseason to play in all 16 games in 2013.
- ▶ Rotated at defensive end and as one of the interior rushers in the team's sub-defenses, recording 3.5 sacks.
- ▶ Blocked an extra point at Cincinnati in Week 3 last year.
- ▶ Was the first UCLA defensive lineman selected in the first round since DT Manu Tuiaosopo in 1979 (No. 18 overall, Seattle).

NT Letroy Guion, 7th Year, Florida State, FA-14

- ▶ Signed with Green Bay this past offseason after spending his first six NFL seasons with the Minnesota Vikings after being selected in the fifth round of the 2008 NFL Draft.
- ▶ Started all 28 games he appeared in for Minnesota over the past two seasons, recording 72 tackles (32 solo) and three sacks over that span.
- ▶ Was the only Viking to block a field goal in both 2011 and 2012.

RDE Mike Daniels, 3rd Year, Iowa, D4a-12

- ▶ Played in all 16 games with one start last season and ranked No. 2 on the team with a career-high 6.5 sacks. Was tied for No. 6 in the NFL in sacks among defensive tackles.
- ▶ Appeared in 14 contests as a rookie in 2012 and posted 19 tackles (11 solo), two sacks, a team-high two fumble recoveries and a pass defensed.
- ▶ Returned a fumble 43 yards for a TD vs. Detroit in Week 14 of 2012, the longest fumble return for a TD by a rookie in franchise history.
- ▶ Starred as an interior pass rusher at Iowa, posting a team-high 24.5 tackles for a loss and 13 sacks from 2010-11.

LOLB Clay Matthews, 6th Year, Southern California, D1b-09

- ▶ Ranks No. 6 in the NFL since entering the league in 2009 with 50.0 sacks. His sack total ranks No. 5 in team history (since 1982).
- ▶ Became the first Packer in team history to earn Pro Bowl recognition in each of his first four seasons in the NFL (2009-12).
- ▶ Is the only player in franchise history to score a defensive TD (interception or fumble return) in each of his first three seasons in the NFL (2009-11).
- ▶ Named first-team All-Pro by *The Associated Press* in 2010, the first Green Bay LB to earn that honor since Tim Harris in 1989. Finished second to Pittsburgh safety Troy Polamalu in the AP's Defensive Player of the Year voting.

BLB A.J. Hawk, 9th Year, Ohio State, D1-06

- ▶ Ranks No. 1 in franchise history (since 1975) with 1,032 tackles.
- ▶ Led the team with 153 tackles (112 solo) last season and was tied for No. 3 on the club with a career-high five sacks.
- ▶ Has either led the team or finished second in tackles in six of his seven seasons in Green Bay. Led the team with 142 tackles (105 solo) in 2012.
- ▶ Has appeared in 127 of a possible 129 regular-season games in his career, starting 124 of them.
- ▶ Has posted 1,032 tackles (739 solo), 16.5 sacks, nine interceptions, 39 passes defensed, three forced fumbles and five fumble recoveries during his career.

MLB Brad Jones, 6th Year, Colorado, D7-09

- ▶ Ranked No. 3 on the team with 98 tackles (73 solo) last season and added three sacks, a forced fumble and a fumble recovery.
- ▶ Came on in relief of D.J. Smith, who sustained a season-ending knee injury in 2012 in Week 6 at Houston, and made his first career start on the inside (13 starts at OLB) at St. Louis in Week 7. Registered 99 tackles (69 solo), two sacks and a forced fumble in his 10 starts last season.
- ▶ Became a core member on special teams in 2011, appearing in a career-high 15 games and recording a career-best 11 coverage tackles.
- ▶ Worked at OLB for his first three seasons, including his rookie campaign of 2009 that saw him start seven games and register a career-high four sacks.

ROLB Julius Peppers, 13th Year, North Carolina, FA-14

- ▶ Signed with Green Bay during the offseason after playing the last four seasons for Chicago and the first eight of his career for Carolina after being selected as the No. 2 overall pick in 2002.
- ▶ Has been selected to the Pro Bowl eight times (2004-06, 2008-12) and has been named first-team All-Pro by *The Associated Press* three times (2004, 2006, 2010). Was named to the NFL's All-Decade Team for the 2000s.
- ▶ Enters this week having played in 97 consecutive regular-season games.
- ▶ Ranks No. 2 in the league in sacks (118.5) and No. 5 in forced fumbles (39) since entering the NFL in 2002. His sack total ranks No. 17 in NFL history (since 1982).
- ▶ From 2002-13, led all NFL defensive linemen with nine interceptions.
- ▶ Has blocked 13 kicks (12 field goals, one extra point) during his career.

LCB Tramon Williams, 8th Year, Louisiana Tech, FA-06

- ▶ Ranks No. 2 in the league in interceptions (18) and No. 2 in the NFL in INT return yards (323) since 2010 (including playoffs).
- ▶ Started all 16 games last season and led the secondary with a career-high 91 tackles (68 solo) and a career-best 2.5 sacks. Added three interceptions, two fumble recoveries, two forced fumbles and 14 passes defensed.
- ▶ Despite suffering a shoulder injury in the 2011 season opener, went on to start 15 games that season and post career highs for tackles (65) and passes defensed (24). Also added four interceptions.
- ▶ With three interceptions during the 2010 playoffs, tied Joe Laws (1944) and Craig Newsome (1996) for the franchise single-postseason record.

RCB Sam Shields, 5th Year, Miami, FA-10

- ▶ Started all 14 games he appeared in last season and led the team with four INTs (tied career high) and a career-best 25 passes defensed.
- ▶ Was limited to 10 games with eight starts in 2012 due to injury, but registered 38 tackles (28 solo), three interceptions, 15 passes defensed (No. 3 on the team) and a sack.
- ▶ Made an impact in 2010 after making the team as a non-drafted rookie, earning the nickel CB job despite playing the position only one season in college.
- ▶ In Green Bay's NFC Championship win over Chicago in the 2010 season, became the first rookie in NFL history to record two INTs and a sack in a postseason contest.

SS Morgan Burnett, 5th Year, Georgia Tech, D3-10

- ▶ Ranked No. 2 on the team with 106 tackles (77 solo) in 2013, despite missing the first three games due to injury. Recovered three fumbles, including one for a TD, and added nine passes defensed.
- ▶ Participated in all 1,088 plays for Green Bay's defense in 2012, one of only four non-offensive linemen in the NFL to appear in 100 percent of his team's snaps.
- ▶ Enjoyed his first full season as a pro in 2011, joining DT B.J. Raji as the only two Green Bay defensive players to start all 16 regular-season games.
- ▶ Started the first four games of the 2010 season at SS before sustaining a season-ending knee injury vs. Detroit in Week 4.

FS Micah Hyde, 2nd Year, Iowa, D5a-13

- ▶ Appeared in all 16 games last season, playing in the most defensive plays (428) among the Packers' defensive rookies.
- ▶ Spent most of his rookie season as the dime or nickel cornerback, helping to fill in for CB Casey Hayward, who missed all but three games due to a hamstring injury.
- ▶ As the team's primary return man for most of the 2013 season, ranked No. 5 in the NFL in punt return average (12.3) and No. 14 in kickoff return average (24.1). Recorded a 93-yard punt return for a touchdown, which tied for the fourth longest in team history.

No	ALPHABETICAL ROSTER	Pos	Ht	Wt	Birthdate	NFL Exp	College	High School	Hometown
17	Adams, Davante	WR	6-1	215	12/24/92	R	Fresno State		Palo Alto, Calif.
69	Bakhtiari, David	T	6-4	310	9/30/91	2	Colorado		San Mateo, Calif.
58	Barrington, Sam	LB	6-1	240	10/5/90	2	South Florida		Jacksonville, Fla.
86	Bostick, Brandon	TE	6-3	250	5/3/89	2	Newberry		Florence, S.C.
93	Boyd, Josh	DT	6-3	310	8/3/89	2	Mississippi State		Philadelphia, Miss.
11	Boykin, Jarrett	WR	6-2	218	11/4/89	3	Virginia Tech		Matthews, N.C.
54	Bradford, Carl	LB	6-1	252	8/15/92	R	Arizona State		Norco, Calif.
75	Bulaga, Bryan	T	6-5	314	3/21/89	5	Iowa		Woodstock, Ill.
42	Burnett, Morgan	S	6-1	209	1/13/89	5	Georgia Tech		College Park, Ga.
24	Bush, Jarrett	CB	6-0	200	5/21/84	9	Utah State		Vacaville, Calif.
21	Clinton-Dix, Ha Ha	S	6-1	208	12/21/92	R	Alabama		Orlando, Fla.
18	Cobb, Randall	WR	5-10	192	8/22/90	4	Kentucky		Alcoa, Tenn.
2	Crosby, Mason	K	6-1	207	9/3/84	8	Colorado		Georgetown, Texas
76	Daniels, Mike	DT	6-0	305	5/5/89	3	Iowa		Blackwood, N.J.
91	Elliott, Jayrone	LB	6-3	255	11/11/91	R	Toledo		Cleveland, Ohio
10	Flynn, Matt	QB	6-2	225	6/20/85	7	Louisiana State		Tyler, Texas
72	Gerhart, Garth	C	6-1	310	10/21/88	1	Arizona State		Norco, Calif.
61	Goode, Brett	LS	6-1	255	11/2/84	7	Arkansas		Fort Smith, Ark.
39	Goodson, Demetri	CB	5-11	197	6/11/89	R	Baylor		Spring, Texas
98	Guion, Letroy	DT	6-4	315	6/21/87	7	Florida State		Starke, Fla.
26	Harris, DuJuan	RB	5-8	203	9/3/88	2	Troy		Brooksville, Fla.
50	Hawk, A.J.	LB	6-1	235	1/6/84	9	Ohio State		Centerville, Ohio
29	Hayward, Casey	CB	5-11	192	9/9/89	3	Vanderbilt		Perry, Ga.
31	House, Davon	CB	6-0	195	7/10/89	4	New Mexico State		Palmdale, Calif.
33	Hyde, Micah	DB	6-0	197	12/31/90	2	Iowa		Fostoria, Ohio
83	Janis, Jeff	WR	6-3	219	6/24/91	R	Saginaw Valley State		Tawas City, Mich.
59	Jones, Brad	LB	6-3	242	4/1/86	6	Colorado		East Lansing, Mich.
95	Jones, Datone	DE	6-4	285	7/24/90	2	UCLA		Compton, Calif.
30	Kuhn, John	FB	6-0	250	9/9/82	9	Shippensburg		York, Pa.
27	Lacy, Eddie	RB	5-11	230	6/2/90	2	Alabama		Geismar, La.
70	Lang, T.J.	G	6-4	318	9/20/87	6	Eastern Michigan		Birmingham, Mich.
57	Lattimore, Jamari	LB	6-2	229	10/6/88	4	Middle Tennessee State		Hialeah, Fla.
63	Linsley, Corey	C	6-3	301	7/27/91	R	Ohio State		Boardman, Ohio
8	Masthay, Tim	P	6-1	200	3/16/87	5	Kentucky		Murray, Ky.
52	Matthews, Clay	LB	6-3	255	5/14/86	6	Southern California		Agoura Hills, Calif.
55	Mulumba, Andy	LB	6-3	260	1/31/90	2	Eastern Michigan		Montreal, Quebec
96	Neal, Mike	LB/DE	6-3	285	6/26/87	5	Purdue		Merrillville, Ind.
87	Nelson, Jordy	WR	6-3	217	5/31/85	7	Kansas State		Riley, Kan.
64	Pennel, Mike	DT	6-4	332	5/9/91	R	Colorado State-Pueblo		Aurora, Colo.
56	Peppers, Julius	LB	6-7	287	1/18/80	13	North Carolina		Bailey, N.C.
53	Perry, Nick	LB	6-3	265	4/12/90	3	Southern California		Detroit, Mich.
81	Quarless, Andrew	TE	6-4	252	10/6/88	5	Penn State		Uniondale, N.Y.
28	Richardson, Sean	S	6-2	216	1/21/90	3	Vanderbilt		Linden, Ala.
12	Rodgers, Aaron	QB	6-2	225	12/2/83	10	California		Chico, Calif.
89	Rodgers, Richard	TE	6-4	257	1/22/92	R	California		Shrewsbury, Mass.
78	Sherrod, Derek	T	6-6	321	4/23/89	4	Mississippi State		Columbus, Miss.
37	Shields, Sam	CB	5-11	184	12/8/87	5	Miami		Sarasota, Fla.
71	Sitton, Josh	G	6-3	318	6/16/86	7	Central Florida		Pensacola, Fla.
44	Starks, James	RB	6-2	218	2/25/86	5	Buffalo		Niagara Falls, N.Y.
65	Taylor, Lane	G	6-3	324	11/22/89	2	Oklahoma State		Arlington, Texas
82	Taylor, Ryan	TE	6-3	254	11/16/87	4	North Carolina		Winston-Salem, N.C.
16	Tolzien, Scott	QB	6-2	213	9/4/87	4	Wisconsin		Palatine, Ill.
38	Williams, Tramon	CB	5-11	191	3/16/83	8	Louisiana Tech		Napoleonville, La.

Practice Squad

68	Allen, Josh	C	6-3	312	12/30/91	R	Louisiana-Monroe		Cedar Hill, Texas
32	Banjo, Chris	S	5-10	207	2/26/90	2	SMU		Sugar Land, Texas
6	Dorsey, Kevin	WR	6-1	207	2/23/90	2	Maryland		Forestville, Md.
22	Hill, Michael	RB	5-10	210	8/14/89	2	Missouri Western State		St. Joseph, Mo.
49	Hubbard, Adrian	LB	6-6	257	2/27/92	R	Alabama		Norcross, Ga.
80	Perillo, Justin	TE	6-3	250	1/5/91	R	Maine		Wilmington, Del.
97	Robinson, Luther	DE	6-3	301	2/24/91	R	Miami		Fort Pierce, Fla.
20	Rolle, Jumal	CB	6-0	188	5/28/90	1	Catawba		Wilson, N.C.
60	Vujnovich, Jeremy	T	6-5	300	10/12/90	R	Louisiana College		Belle Chasse, La.
19	White, Myles	WR	6-0	190	3/30/90	2	Louisiana Tech		Livonia, Mich.

Injured Reserve

84	Abbrederis, Jared	WR	6-1	195	12/17/90	R	Wisconsin		Wautoma, Wis.
77	Adams, Aaron	T	6-5	303	5/16/89	1	Eastern Kentucky		Greenacres, Fla.
67	Barclay, Don	T/G	6-4	305	4/18/89	3	West Virginia		Harmony, Pa.
51	Palmer, Nate	LB	6-2	248	9/23/89	2	Illinois State		Chicago, Ill.
90	Raji, B.J.	DT	6-2	337	7/11/86	6	Boston College		Washington Township, N.J.
94	Thornton, Khyri	DT	6-3	304	11/21/89	R	Southern Mississippi		Panama City, Fla.
*73	Tretter, JC	C/G	6-4	307	2/12/91	2	Cornell		Akron, N.Y.

*Designated for Return

No	NUMERICAL ROSTER	Pos	Ht	Wt	Age	NFL Exp	College	How Acquired	Reg. season GP/GS/DNP/IA
2	Mason Crosby	K	6-1	207	30	8	Colorado	D6c-07	1/0/0/0
8	Tim Masthay	P	6-1	200	27	5	Kentucky	FA-10	1/0/0/0
10	Matt Flynn	QB	6-2	225	29	7	Louisiana State	FA-13 (D7a-08)	0/0/1/0
11	Jarrett Boykin	WR	6-2	218	24	3	Virginia Tech	FA-12	1/1/0/0
12	Aaron Rodgers	QB	6-2	225	30	10	California	D1-05	1/1/0/0
16	Scott Tolzien	QB	6-2	213	27	4	Wisconsin	FA-13	0/0/0/1
17	Davante Adams	WR	6-1	215	21	R	Fresno State	D2-14	1/0/0/0
18	Randall Cobb	WR	5-10	192	24	4	Kentucky	D2-11	1/1/0/0
21	Ha Ha Clinton-Dix	S	6-1	208	21	R	Alabama	D1-14	1/0/0/0
24	Jarrett Bush	CB	6-0	200	30	9	Utah State	W-06 (Car)	1/0/0/0
26	DuJuan Harris	RB	5-8	203	26	2	Troy	FA-12	1/0/0/0
27	Eddie Lacy	RB	5-11	230	24	2	Alabama	D2-13	1/1/0/0
28	Sean Richardson	S	6-2	216	24	3	Vanderbilt	FA-12	1/0/0/0
29	Casey Hayward	CB	5-11	192	25	3	Vanderbilt	D2b-12	1/0/0/0
30	John Kuhn	FB	6-0	250	32	9	Shippensburg	W-07 (Pit)	1/0/0/0
31	Davon House	CB	6-0	195	25	4	New Mexico State	D4-11	1/0/0/0
33	Micah Hyde	DB	6-0	197	23	2	Iowa	D5a-13	1/1/0/0
37	Sam Shields	CB	5-11	184	26	5	Miami	FA-10	1/1/0/0
38	Tramon Williams	CB	5-11	191	31	8	Louisiana Tech	FA-06	1/1/0/0
39	Demetri Goodson	CB	5-11	197	25	R	Baylor	D6-14	0/0/0/1
42	Morgan Burnett	S	6-1	209	25	5	Georgia Tech	D3-10	1/1/0/0
44	James Starks	RB	6-2	218	28	5	Buffalo	D6-10	1/0/0/0
50	A.J. Hawk	LB	6-1	235	30	9	Ohio State	D1-06	1/1/0/0
52	Clay Matthews	LB	6-3	255	28	6	Southern California	D1b-09	1/1/0/0
53	Nick Perry	LB	6-3	265	24	3	Southern California	D1-12	1/0/0/0
54	Carl Bradford	LB	6-1	252	22	R	Arizona State	D4-14	0/0/0/1
55	Andy Mulumba	LB	6-3	260	24	2	Eastern Michigan	FA-13	1/0/0/0
56	Julius Peppers	LB	6-7	287	34	13	North Carolina	FA-14	1/1/0/0
57	Jamari Lattimore	LB	6-2	229	25	4	Middle Tennessee State	FA-11	1/0/0/0
58	Sam Barrington	LB	6-1	240	23	2	South Florida	D7c-13	1/0/0/0
59	Brad Jones	LB	6-3	242	28	6	Colorado	D7-09	1/1/0/0
61	Brett Goode	LS	6-1	255	29	7	Arkansas	FA-08	1/0/0/0
63	Corey Linsley	C	6-3	301	23	R	Ohio State	D5a-14	1/1/0/0
64	Mike Pennel	DT	6-4	332	23	R	Colorado State-Pueblo	FA-14	0/0/0/1
65	Lane Taylor	G	6-3	324	24	2	Oklahoma State	FA-13	1/0/0/0
69	David Bakhtiari	T	6-4	310	22	2	Colorado	D4a-13	1/1/0/0
70	T.J. Lang	G	6-4	318	26	6	Eastern Michigan	D4-09	1/1/0/0
71	Josh Sitton	G	6-3	318	28	7	Central Florida	D4b-08	1/1/0/0
72	Garth Gerhart	C	6-1	310	25	1	Arizona State	FA-13	0/0/1/0
75	Bryan Bulaga	T	6-5	314	25	5	Iowa	D1-10	1/1/0/0
76	Mike Daniels	DT	6-0	305	25	3	Iowa	D4a-12	1/1/0/0
78	Derek Sherrod	T	6-6	321	25	4	Mississippi State	D1-11	1/0/0/0
81	Andrew Quarless	TE	6-4	252	25	5	Penn State	D5a-10	1/0/0/0
82	Ryan Taylor	TE	6-3	254	26	4	North Carolina	D7a-11	1/0/0/0
83	Jeff Janis	WR	6-3	219	23	R	Saginaw Valley State	D7-14	0/0/0/1
86	Brandon Bostick	TE	6-3	250	25	2	Newberry	FA-12	0/0/0/1
87	Jordy Nelson	WR	6-3	217	29	7	Kansas State	D2a-08	1/1/0/0
89	Richard Rodgers	TE	6-4	257	22	R	California	D3b-14	1/1/0/0
91	Jayrone Elliott	LB	6-3	255	22	R	Toledo	FA-14	0/0/0/1
93	Josh Boyd	DT	6-3	310	25	2	Mississippi State	D5b-13	1/0/0/0
95	Datone Jones	DE	6-4	285	24	2	UCLA	D1-13	1/1/0/0
96	Mike Neal	LB/DE	6-3	285	27	5	Purdue	D2-10	1/0/0/0
98	Letroy Guion	DT	6-4	315	27	7	Florida State	FA-14	1/1/0/0

Practice Squad

6	Kevin Dorsey	WR	6-1	207	24	2	Maryland	D7b-13	0/0/0/0
19	Myles White	WR	6-0	190	24	2	Louisiana Tech	FA-13	0/0/0/0
20	Jumal Rolle	CB	6-0	188	24	1	Catawba	FA-13	0/0/0/0
22	Michael Hill	RB	5-10	210	25	2	Missouri Western State	FA-14	0/0/0/0
32	Chris Banjo	S	5-10	207	24	2	SMU	FA-13	0/0/0/0
49	Adrian Hubbard	LB	6-6	257	22	R	Alabama	FA-14	0/0/0/0
60	Jeremy Vujnovich	T	6-5	300	23	R	Louisiana College	FA-14	0/0/0/0
68	Josh Allen	C	6-3	312	22	R	Louisiana-Monroe	FA-14	0/0/0/0
80	Justin Perillo	TE	6-3	250	23	R	Maine	FA-14	0/0/0/0
97	Luther Robinson	DE	6-3	301	23	R	Miami	FA-14	0/0/0/0

Injured Reserve

51	Nate Palmer	LB	6-2	248	24	2	Illinois State	D6-13	0/0/0/0
67	Don Barclay	T/G	6-4	305	25	3	West Virginia	FA-12	0/0/0/0
*73	JC Tretter	C/G	6-4	307	23	2	Cornell	D4b-13	0/0/0/0
77	Aaron Adams	T	6-5	303	25	1	Eastern Kentucky	FA-13	0/0/0/0
84	Jared Abbrederis	WR	6-1	195	23	R	Wisconsin	D5b-14	0/0/0/0
90	B.J. Raji	DT	6-2	337	28	6	Boston College	D1a-09	0/0/0/0
94	Khyri Thornton	DT	6-3	304	24	R	Southern Mississippi	D3a-14	0/0/0/0

*Designated for Return



2014 REGULAR-SEASON STATISTICS

	Packers	Opponent
TOTAL FIRST DOWNS	19	25
Rushing	4	13
Passing	13	8
Penalty	2	4
3rd Down: Made/Att	6/12	4/11
3rd Down Pct.	50.0	36.4
4th Down: Made/Att	0/1	1/1
4th Down Pct.	0.0	100.0
POSSESSION AVG.	26:40	33:20
TOTAL NET YARDS	255	398
Avg. Per Game	255.0	398.0
Total Plays	57	66
Avg. Per Play	4.5	6.0
NET YARDS RUSHING	80	207
Avg. Per Game	80.0	207.0
Total Rushes	21	37
NET YARDS PASSING	175	191
Avg. Per Game	175.0	191.0
Sacked/Yards Lost	3/14	1/0
Gross Yards	189	191
Att./Completions	33/23	28/19
Completion Pct.	69.7	67.9
HAD INTERCEPTED	1	0
PUNTS/AVERAGE	4/38.3	2/33.0
Net Punting Avg.	37.5	33.0
PENALTIES/YARDS	8/65	4/69
FUMBLES/BALL LOST	1/0	2/1
TOUCHDOWNS	2	4
Rushing	1	2
Passing	1	2
Returns	0	0

SCORE BY PERIODS	Q1	Q2	Q3	Q4	OT	PTS
PACKERS	7	3	0	6	0	16
OPPONENTS	3	14	5	14	0	36

SCORING	TD	-Ru	-Pa	-Rt	K-PAT	FG	S	PTS
Randall Cobb	1	0	1	0			0	6
John Kuhn	1	1	0	0			0	6
Mason Crosby	0	0	0	0	1/1	1/1	0	4
PACKERS	2	1	1	0	1/1	1/1	0	16
OPPONENTS	4	2	2	0	4/4	2/2	0	36

2-Pt Conversions: Packers 0-1, Opponents 0-0

SACKS: Ha Ha Clinton-Dix 1, PACKERS 1, OPPONENTS 3

RUSHING	No	Yds	Avg	Long	TD
James Starks	7	37	5.3	12	0
Eddie Lacy	12	34	2.8	15	0
DuJuan Harris	1	7	7.0	7	0
John Kuhn	1	2	2.0	2t	1
PACKERS	21	80	3.8	15	1
OPPONENTS	37	207	5.6	21	2

RECEIVING	No	Yds	Avg	Long	TD
Jordy Nelson	9	83	9.2	16	0
Randall Cobb	6	58	9.7	23	1
Andrew Quarless	3	26	8.7	18	0
Eddie Lacy	3	11	3.7	12	0
James Starks	2	11	5.5	11	0
PACKERS	23	189	8.2	23	1
OPPONENTS	19	191	10.1	33t	2

INTERCEPTIONS	No	Yds	Avg	Long	TD
PACKERS	0	0	---	---	0
OPPONENTS	1	21	21.0	21	0

PUNTING	No	Yds	Avg	Net	TB	In 20	LG	Blk
Tim Masthay	4	153	38.3	37.5	0	1	57	0
PACKERS	4	153	38.3	37.5	0	1	57	0
OPPONENTS	2	66	33.0	33.0	0	2	39	0

PUNT RETURNS	Ret	FC	Yds	Avg	Long	TD
Randall Cobb	0	2	0	---	---	0
PACKERS	0	2	0	---	---	0
OPPONENTS	2	1	3	1.5	3	0

KICKOFF RETURNS	No	Yds	Avg	Long	TD
DuJuan Harris	2	40	20.0	21	0
Micah Hyde	2	49	24.5	28	0
PACKERS	4	89	22.3	28	0
OPPONENTS	3	60	20.0	31	0

FIELD GOALS	1-19	20-29	30-39	40-49	50+
Mason Crosby	0/0	1/1	0/0	0/0	0/0
PACKERS	0/0	1/1	0/0	0/0	0/0
OPPONENTS	0/0	1/1	1/1	0/0	0/0

Crosby: (23G)
Opponents: (35G, 20G)

PASSING	Att	Cmp	Yds	Cmp%	Yds/Att	TD	TD%	Int	Int%	Long	Sack/Lost	Rating
Aaron Rodgers	33	23	189	69.7	5.73	1	3.0	1	3.0	23	3/14	81.5
PACKERS	33	23	189	69.7	5.73	1	3.0	1	3.0	23	3/14	81.5
OPPONENTS	28	19	191	67.9	6.82	2	7.1	0	0.0	33t	1/0	110.9



2014 REGULAR-SEASON DEFENSIVE STATISTICS

Official totals – based on coaches' film review, through Sept. 4 at Seattle

SPECIAL TEAMS

<u>Player</u>	<u>Total Tackles</u>	<u>Solo</u>	<u>Asst</u>	<u>Sacks/ Yards</u>	<u>Int/ Yards</u>	<u>Fum Rec</u>	<u>For Fum</u>	<u>Pass Def</u>
Morgan Burnett.....	8	6	2	0.0/0.0	0/0	0	0	0
Mike Daniels.....	8	5	3	0.0/0.0	0/0	0	0	0
A.J. Hawk.....	7	5	2	0.0/0.0	0/0	0	0	0
Ha Ha Clinton-Dix.....	6	4	2	1.0/0.0	0/0	0	0	1
Brad Jones.....	6	4	2	0.0/0.0	0/0	0	0	0
Datone Jones.....	5	4	1	0.0/0.0	0/0	0	0	0
Clay Matthews.....	5	3	2	0.0/0.0	0/0	0	1	0
Mike Neal.....	5	3	2	0.0/0.0	0/0	0	0	0
Julius Peppers.....	4	4	0	0.0/0.0	0/0	0	0	0
Micah Hyde.....	4	2	2	0.0/0.0	0/0	0	0	0
Tramon Williams.....	3	3	0	0.0/0.0	0/0	0	0	1
Letroy Guion.....	3	1	2	0.0/0.0	0/0	0	0	0
Sam Shields.....	3	1	2	0.0/0.0	0/0	0	0	2
Casey Hayward.....	2	2	0	0.0/0.0	0/0	0	0	0
Nick Perry.....	2	2	0	0.0/0.0	0/0	0	0	1
Josh Boyd.....	1	0	1	0.0/0.0	0/0	0	0	0
Totals.....	72	49	23	1.0/0.0	0/0	0	1	5

<u>Player</u>	<u>IT</u>	<u>FR</u>	<u>FF</u>
Sean Richardson.....	3	0	0
Jarrett Bush.....	2	0	0
Ha Ha Clinton-Dix.....	0	1	0
Totals.....	5	1	0

MISCELLANEOUS TACKLES

<u>Player</u>	<u>Tackles</u>
Corey Linsley.....	1
Totals.....	1



ROSTER BY POSITION

QUARTERBACK (3)

Matt Flynn
Aaron Rodgers
Scott Tolzien

FULLBACK (1)

John Kuhn

RUNNING BACK (3)

DuJuan Harris
Eddie Lacy
James Starks

WIDE RECEIVER (5)

Davante Adams
Jarrett Boykin
Randall Cobb
Jeff Janis
Jordy Nelson

TIGHT END (4)

Brandon Bostick
Andrew Quarless
Richard Rodgers
Ryan Taylor

OFFENSIVE LINE (8)

David Bakhtiari
Bryan Bulaga
Garth Gerhart
T.J. Lang
Corey Linsley
Derek Sherrod
Josh Sitton
Lane Taylor

DEFENSIVE LINE (5)

Josh Boyd
Mike Daniels
Letroy Guion
Datone Jones
Mike Pennel

LINEBACKER (11)

Sam Barrington
Carl Bradford
Jayrone Elliott
A.J. Hawk
Brad Jones
Jamari Lattimore
Clay Matthews
Andy Mulumba
Mike Neal (also DE)
Julius Peppers
Nick Perry

CORNERBACK (6)

Jarrett Bush
Demetri Goodson
Casey Hayward
Davon House
Sam Shields
Tramon Williams

SAFETY (4)

Morgan Burnett
Ha Ha Clinton-Dix
Micah Hyde (also CB)
Sean Richardson

SPECIALIST (3)

Mason Crosby
Brett Goode
Tim Masthay

Rookies and first-year players are underlined

PRONUNCIATION GUIDE

PLAYERS

David Bakhtiari bock-tee-R-ee
Bryan Bulaga buh-LAH-guh
Garth Gerhart GARE-hart
Brett Goode GEWD
Letroy Guion GUY-on
Datone Jones DAY-tone
John Kuhn KOON
Tim Masthay MASS-tay
Andy Mulumba moo-LOOM-bah
Mike Pennel puh-NELL
Andrew Quarless QUAR-liss

Derek Sherrod sher-ROD
Josh Sitton SITT-en
Scott Tolzien toll-ZEEN
Tramon Williams trah-MAHN

COACHES

James Campen KAMP-en
Tom Clements KLEMM-ints
Jerry Fontenot FON-tin-oh
Mark Lovat luh-VOTT
Shawn Slocum SLOW-kumm
Mike Trgovac TER-guh-vac

OFFENSE

WR: 87 Jordy Nelson	11 Jarrett Boykin	<u>83</u> <u>Jeff Janis</u>
LT: 69 David Bakhtiari	78 Derek Sherrod	
LG: 71 Josh Sitton	65 Lane Taylor	
C: <u>63</u> <u>Corey Linsley</u>	<u>72</u> <u>Garth Gerhart</u>	
RG: 70 T.J. Lang	65 Lane Taylor	
RT: 75 Bryan Bulaga	78 Derek Sherrod	
TE: <u>89</u> <u>Richard Rodgers</u>	86 Brandon Bostick	81 Andrew Quarless
		82 Ryan Taylor
WR: 18 Randall Cobb	<u>17</u> <u>Davante Adams</u>	
QB: 12 Aaron Rodgers	10 Matt Flynn	16 Scott Tolzien
RB: 27 Eddie Lacy	44 James Starks	26 DuJuan Harris
FB: 30 John Kuhn		

DEFENSE

LDE: 95 Datone Jones	93 Josh Boyd	
NT: 98 Letroy Guion	<u>64</u> <u>Mike Pennel</u>	
RDE: 76 Mike Daniels	93 Josh Boyd	
LOLB: 52 Clay Matthews	96 Mike Neal	<u>91</u> <u>Jayrone Elliott</u>
BLB: 50 A.J. Hawk	58 Sam Barrington	<u>54</u> <u>Carl Bradford</u>
MLB: 59 Brad Jones	57 Jamari Lattimore	<u>54</u> <u>Carl Bradford</u>
ROLB: 56 Julius Peppers	53 Nick Perry	55 Andy Mulumba
		<u>54</u> <u>Carl Bradford</u>
LCB: 38 Tramon Williams	31 Davon House	<u>39</u> <u>Demetri Goodson</u>
RCB: 37 Sam Shields	29 Casey Hayward	24 Jarrett Bush
SS: 42 Morgan Burnett	28 Sean Richardson	
FS: 33 Micah Hyde	<u>21</u> <u>Ha Ha Clinton-Dix</u>	

SPECIAL TEAMS

K: 2 Mason Crosby	8 Tim Masthay	
P: 8 Tim Masthay	2 Mason Crosby	
H: 8 Tim Masthay	18 Randall Cobb	
PR: 18 Randall Cobb	33 Micah Hyde	<u>83</u> <u>Jeff Janis</u>
KR: 26 DuJuan Harris	33 Micah Hyde	<u>83</u> <u>Jeff Janis</u>
LS: 61 Brett Goode	82 Ryan Taylor	

Rookies and first-year players are underlined

COACH LOCATIONS

- ▶ **Coaches' Box:** Dom Capers (defensive coordinator), Tom Clements (offensive coordinator), Luke Getsy (offensive quality control), Steve Marshall (assistant offensive line), John Rushing (defensive quality control), Jason Simmons (defensive/special teams assistant) and Joe Whitt Jr. (secondary - cornerbacks).
- ▶ **Sideline:** Edgar Bennett (wide receivers), James Campen (offensive line), Mike Eayrs (research and development), Jerry Fontenot (tight ends), Sam Gash (running backs), Scott McCurley (assistant linebackers), Winston Moss (asst. head coach/linebackers), Darren Perry (secondary - safeties), Shawn Slocum (special teams coordinator), Mike Trgovac (defensive line), Alex Van Pelt (quarterbacks) and Ron Zook (assistant special teams).



HOW THE PACKERS WERE BUILT

Year	Record	Draft (33)	Waivers (2)	Free Agents (18)
2005	4-12	QB Aaron Rodgers D1		
2006	8-8	LB A.J. Hawk D1	CB Jarrett Bush (Car)	CB Tramon Williams
2007	13-3	K Mason Crosby D6c	FB John Kuhn (Pit)	
2008	6-10	WR Jordy Nelson D2a G Josh Sitton D4b		LS Brett Goode
2009	11-5	LB Clay Matthews D1b G T.J. Lang D4 LB Brad Jones D7		
2010	10-6	T Bryan Bulaga D1 LB/DE Mike Neal D2 S Morgan Burnett D3 TE Andrew Quarless D5a RB James Starks D6		P Tim Masthay CB Sam Shields
2011	15-1	T Derek Sherrod D1 WR Randall Cobb D2 CB Davon House D4 TE Ryan Taylor D7a		LB Jamari Lattimore
2012	11-5	LB Nick Perry D1 CB Casey Hayward D2b DT Mike Daniels D4a		TE Brandon Bostick WR Jarrett Boykin RB DuJuan Harris S Sean Richardson
2013	8-7-1	DE Datone Jones D1 RB Eddie Lacy D2 T David Bakhtiari D4a DB Micah Hyde D5a DT Josh Boyd D5b LB Sam Barrington D7c		QB Matt Flynn (D7a-08) C Garth Gerhart LB Andy Mulumba G Lane Taylor QB Scott Tolzien
2014	0-1	S Ha Ha Clinton-Dix D1 WR Davante Adams D2 TE Richard Rodgers D3b LB Carl Bradford D4 C Corey Linsley D5a CB Demetri Goodson D6 WR Jeff Janis D7		LB Jayrone Elliott DT Letroy Guion DT Mike Pennel LB Julius Peppers

INDIVIDUAL STATISTICS, OFFENSE

RUSHING

	E.Lacy					J.Starks					D.Harris					A.Rodgers					J.Kuhn					R.Cobb							
	No	Yds	Avg	Lg	TD	No	Yds	Avg	Lg	TD	No	Yds	Avg	Lg	TD	No	Yds	Avg	Lg	TD	No	Yds	Avg	Lg	TD	No	Yds	Avg	Lg	TD			
9/4	at	Sea	12	34	2.8	15	0	7	37	5.3	12	0	1	7	7.0	7	0	0	0	0.0	0	0	1	2	2.0	2t	1	0	0	0.0	0	0	
9/14		NYJ																															
9/21	at	Det																															
9/28	at	Chi																															
10/2		Min																															
10/12	at	Mia																															
10/19		Car																															
10/26	at	NO																															
11/9		Chi																															
11/16		Phi																															
11/23	at	Min																															
11/30		NE																															
12/8		Atl																															
12/14	at	Buf																															
12/21	at	TB																															
12/28		Det																															
SEASON			12	34	2.8	15	0	7	37	5.3	12	0	1	7	7.0	7	0	0	0	0.0	0	0	1	2	2.0	2t	1	0	0	0.0	0	0	
CAREER			296	1212	4.1	60	11	329	1464	4.4	41	5	44	206	4.7	24	2	333	1562	4.7	35	18	166	508	3.1	18	13	16	215	13.4	67	0	

PASSING

	A.Rodgers										M.Flynn										
	Att	Com	Pct	Yds	Sk/Yd	TD	Lg	Int	Rtng		Att	Com	Pct	Yds	Sk/Yd	TD	Lg	Int	Rtng		
9/4	at	Sea	33	23	69.7	189	3/14	1	23	1	81.5										
9/14		NYJ																			(Did Not Play)
9/21	at	Det																			
9/28	at	Chi																			
10/2		Min																			
10/12	at	Mia																			
10/19		Car																			
10/26	at	NO																			
11/9		Chi																			
11/16		Phi																			
11/23	at	Min																			
11/30		NE																			
12/8		Atl																			
12/14	at	Buf																			
12/21	at	TB																			
12/28		Det																			
SEASON			33	23	69.7	189	3/14	1	23	1	81.5	0	0	---	0	0/0	0	---	0	---	
CAREER			2988	1968	65.9	24386	235/1443	189	93t	53	104.7	341	211	61.9	2475	37/197	17	80t	10	88.3	

PASSING

	S.Tolzien										
	Att	Com	Pct	Yds	Sk/Yd	TD	Lg	Int	Rtng		
9/4	at	Sea								(Inactive)	
9/14		NYJ									
9/21	at	Det									
9/28	at	Chi									
10/2		Min									
10/12	at	Mia									
10/19		Car									
10/26	at	NO									
11/9		Chi									
11/16		Phi									
11/23	at	Min									
11/30		NE									
12/8		Atl									
12/14	at	Buf									
12/21	at	TB									
12/28		Det									
SEASON			0	0	---	0	0/0	0	---	0	---
CAREER			90	55	61.1	717	3/26	1	52	5	66.8

INDIVIDUAL STATISTICS, OFFENSE

	RECEIVING D.Adams						B.Bostick					J.Boykin					R.Cobb					J.Janis					J.Nelson									
	No	Yds	Avg	Lg	TD		No	Yds	Avg	Lg	TD		No	Yds	Avg	Lg	TD		No	Yds	Avg	Lg	TD		No	Yds	Avg	Lg	TD		No	Yds	Avg	Lg	TD	
9/4 at Sea	0	0	0.0	0	0		(Inactive)					0	0	0.0	0	0		6	58	9.7	23	1		(Inactive)					9	83	9.2	16	0			
9/14 NYJ																																				
9/21 at Det																																				
9/28 at Chi																																				
10/2 Min																																				
10/12 at Mia																																				
10/19 Car																																				
10/26 at NO																																				
11/9 Chi																																				
11/16 Phi																																				
11/23 at Min																																				
11/30 NE																																				
12/8 Atl																																				
12/14 at Buf																																				
12/21 at TB																																				
12/28 Det																																				
SEASON	0	0	0.0	0	0	0	0	0	0.0	0	0	0	0	0	0.0	0	0	0	6	58	9.7	23	1	0	0	0	0.0	0	0	0	9	83	9.2	16	0	0
CAREER	0	0	0.0	0	0	0	7	120	17.1	26	1	1	54	708	13.1	52	3	3	142	1820	12.8	61	14	1	0	0	0.0	0	0	0	311	4673	15.0	93	36	0

	RECEIVING A.Quarless						R.Rodgers					R.Taylor					D.Harris					J.Kuhn					E.Lacy									
	No	Yds	Avg	Lg	TD		No	Yds	Avg	Lg	TD		No	Yds	Avg	Lg	TD		No	Yds	Avg	Lg	TD		No	Yds	Avg	Lg	TD		No	Yds	Avg	Lg	TD	
9/4 at Sea	3	26	8.7	18	0		0	0	0.0	0	0		0	0	0.0	0	0		0	0	0.0	0	0		0	0	0.0	0	0		3	11	3.7	12	0	
9/14 NYJ																																				
9/21 at Det																																				
9/28 at Chi																																				
10/2 Min																																				
10/12 at Mia																																				
10/19 Car																																				
10/26 at NO																																				
11/9 Chi																																				
11/16 Phi																																				
11/23 at Min																																				
11/30 NE																																				
12/8 Atl																																				
12/14 at Buf																																				
12/21 at TB																																				
12/28 Det																																				
SEASON	3	26	8.7	18	0	0	0	0	0.0	0	0	0	0	0	0.0	0	0	0	0	0	0.0	0	0	0	0	0	0.0	0	0	0	3	11	3.7	12	0	0
CAREER	59	612	10.4	23	3	0	0	0	0.0	0	0	0	8	45	5.6	11	1	1	3	21	7.0	11	0	0	72	493	6.8	32	8	8	38	268	7.1	34	0	0

	RECEIVING J.Starks					
	No	Yds	Avg	Lg	TD	
9/4 at Sea	2	11	5.5	11	0	
9/14 NYJ						
9/21 at Det						
9/28 at Chi						
10/2 Min						
10/12 at Mia						
10/19 Car						
10/26 at NO						
11/9 Chi						
11/16 Phi						
11/23 at Min						
11/30 NE						
12/8 Atl						
12/14 at Buf						
12/21 at TB						
12/28 Det						
SEASON	2	11	5.5	11	0	0
CAREER	47	362	7.7	23	1	1

INDIVIDUAL STATISTICS, DEFENSE

S.Barrington						J.Boyd					C.Bradford					M.Burnett					J.Bush					H.Clinton-Dix							
	UT	A	Sk	Int	PD	UT	A	Sk	Int	PD	UT	A	Sk	Int	PD	UT	A	Sk	Int	PD	UT	A	Sk	Int	PD	UT	A	Sk	Int	PD			
9/4	at	Sea	0	0	0-0	0-0	0	0	1	0-0	0-0	0	0	0	0-0	0-0	0	6	2	0-0	0-0	0	0	0	0-0	0-0	0	4	2	1-0	0-0	1	
9/14		NYJ																															
9/21	at	Det																															
9/28	at	Chi																															
10/2		Min																															
10/12	at	Mia																															
10/19		Car																															
10/26	at	NO																															
11/9		Chi																															
11/16		Phi																															
11/23	at	Min																															
11/30		NE																															
12/8		Atl																															
12/14	at	Buf																															
12/21	at	TB																															
12/28		Det																															
SEASON			0	0	0-0	0-0	0	0	1	0-0	0-0	0	0	0	0-0	0-0	0	6	2	0-0	0-0	0	0	0	0-0	0-0	0	4	2	1-0	0-0	1	
CAREER			0	0	0-0	0-0	0	4	5	0-0	0-0	0	0	0	0-0	0-0	0	275	98	3-28	6-1	37	76	25	1.5-13	4-42	31	4	2	1-0	0-0	1	

M.Daniels						J.Elliott					D.Goodson					L.Guion					A.Hawk					C.Hayward						
	UT	A	Sk	Int	PD	UT	A	Sk	Int	PD	UT	A	Sk	Int	PD	UT	A	Sk	Int	PD	UT	A	Sk	Int	PD	UT	A	Sk	Int	PD		
9/4	at	Sea	5	3	0-0	0-0	0									1	2	0-0	0-0	0	5	2	0-0	0-0	0	2	0	0-0	0-0	0		
9/14		NYJ																														
9/21	at	Det																														
9/28	at	Chi																														
10/2		Min																														
10/12	at	Mia																														
10/19		Car																														
10/26	at	NO																														
11/9		Chi																														
11/16		Phi																														
11/23	at	Min																														
11/30		NE																														
12/8		Atl																														
12/14	at	Buf																														
12/21	at	TB																														
12/28		Det																														
SEASON			5	3	0-0	0-0	0	0	0	0-0	0-0	0	0	0	0-0	0-0	0	1	2	0-0	0-0	0	5	2	0-0	0-0	0	2	0	0-0	0-0	0
CAREER			38	26	8.5-54.5	0-0	1	0	0	0-0	0-0	0	0	0	0-0	0-0	0	66	66	5-21	0-0	3	739	293	185-1265	9-121	39	52	17	0-0	6-81	26

D.House						M.Hyde					B.Jones					D.Jones					J.Lattimore					C.Matthews						
	UT	A	Sk	Int	PD	UT	A	Sk	Int	PD	UT	A	Sk	Int	PD	UT	A	Sk	Int	PD	UT	A	Sk	Int	PD	UT	A	Sk	Int	PD		
9/4	at	Sea	0	0	0-0	0-0	0	2	2	0-0	0-0	0	4	2	0-0	0-0	0	4	1	0-0	0-0	0	0	0	0-0	0-0	0	3	2	0-0	0-0	0
9/14		NYJ																														
9/21	at	Det																														
9/28	at	Chi																														
10/2		Min																														
10/12	at	Mia																														
10/19		Car																														
10/26	at	NO																														
11/9		Chi																														
11/16		Phi																														
11/23	at	Min																														
11/30		NE																														
12/8		Atl																														
12/14	at	Buf																														
12/21	at	TB																														
12/28		Det																														
SEASON			0	0	0-0	0-0	0	2	2	0-0	0-0	0	4	2	0-0	0-0	0	4	1	0-0	0-0	0	0	0	0-0	0-0	0	3	2	0-0	0-0	0
CAREER			43	7	2-9	1-11	26	40	18	1-10	0-0	4	201	85	10-66	0-0	8	14	10	3.5-15.5	0-0	0	31	7								

INDIVIDUAL STATISTICS, DEFENSE

	A.Mulumba					M.Neal					M.Pennel					J.Peppers					N.Perry					S.Richardson						
	UT	A	Sk	Int	PD	UT	A	Sk	Int	PD	UT	A	Sk	Int	PD	UT	A	Sk	Int	PD	UT	A	Sk	Int	PD	UT	A	Sk	Int	PD		
9/4	at	Sea	0	0	0-0	0-0	0	3	2	0-0	0-0	0				4	0	0-0	0-0	0	2	0	0-0	0-0	1	0	0	0-0	0-0	0		
9/14		NYJ																														
9/21	at	Det																														
9/28	at	Chi																														
10/2		Min																														
10/12	at	Mia																														
10/19		Car																														
10/26	at	NO																														
11/9		Chi																														
11/16		Phi																														
11/23	at	Min																														
11/30		NE																														
12/8		Atl																														
12/14	at	Buf																														
12/21	at	TB																														
12/28		Det																														
SEASON			0	0	0-0	0-0	0	3	2	0-0	0-0	0	0	0	0-0	0-0	0	4	0	0-0	0-0	0	2	0	0-0	0-0	1	0	0	0-0	0	
CAREER			17	17	1-2	0-0	0	57	37	10.5-61.5	1-5	1	0	0	0-0	0-0	0	518	206	118.5-727	9-192	52	42	31	6-56	0-0	2	11	2	0-0	0-0	1

	S.Shields					T.Williams																								
	UT	A	Sk	Int	PD	UT	A	Sk	Int	PD	UT	A	Sk	Int	PD	UT	A	Sk	Int	PD										
9/4	at	Sea	1	2	0-0	0-0	2	3	0	0-0	0-0	1																		
9/14		NYJ																												
9/21	at	Det																												
9/28	at	Chi																												
10/2		Min																												
10/12	at	Mia																												
10/19		Car																												
10/26	at	NO																												
11/9		Chi																												
11/16		Phi																												
11/23	at	Min																												
11/30		NE																												
12/8		Atl																												
12/14	at	Buf																												
12/21	at	TB																												
12/28		Det																												
SEASON			1	2	0-0	0-0	2	3	0	0-0	0-0	1																		
CAREER			139	29	1-8	13-103	66	311	77	4.5-29.5	25-421	126																		

DEFENSIVE FUMBLE STATISTICS

FORCED FUMBLES (1)

C.Matthews — (1) at Seattle, Sept. 4 (P.Harvin)

FUMBLE RECOVERIES (0)

INDIVIDUAL STATISTICS, DEFENSE

QUARTERBACK SACKS (1-0)

9/4 at Seattle: (1-0) H.Clinton-Dix 1-0
9/14 N.Y. Jets:
9/21 at Detroit:
9/28 at Chicago:
10/2 Minnesota:
10/12 at Miami:
10/19 Carolina:
10/26 at New Orleans:
11/9 Chicago:
11/16 Philadelphia:
11/23 at Minnesota:
11/30 New England:
12/8 Atlanta:
12/14 at Buffalo:
12/21 at Tampa Bay:
12/28 Detroit:

SEASON TOTALS: (1-0) H.Clinton-Dix 1-0

QUARTERBACK HITS (4)

9/4 at Seattle: (4) J.Boyd 1, H.Clinton-Dix 1, A.Hawk 1, J.Peppers 1
9/14 N.Y. Jets:
9/21 at Detroit:
9/28 at Chicago:
10/2 Minnesota:
10/12 at Miami:
10/19 Carolina:
10/26 at New Orleans:
11/9 Chicago:
11/16 Philadelphia:
11/23 at Minnesota:
11/30 New England:
12/8 Atlanta:
12/14 at Buffalo:
12/21 at Tampa Bay:
12/28 Detroit:

SEASON TOTALS: (4) J.Boyd 1, H.Clinton-Dix 1, A.Hawk 1, J.Peppers 1

PASSES DEFENSED (5)

9/4 at Seattle: (5) S.Shields 2, H.Clinton-Dix 1, N.Perry 1, T.Williams 1
9/14 N.Y. Jets:
9/21 at Detroit:
9/28 at Chicago:
10/2 Minnesota:
10/12 at Miami:
10/19 Carolina:
10/26 at New Orleans:
11/9 Chicago:
11/16 Philadelphia:
11/23 at Minnesota:
11/30 New England:
12/8 Atlanta:
12/14 at Buffalo:
12/21 at Tampa Bay:
12/28 Detroit:

SEASON TOTALS: (5) S.Shields 2, H.Clinton-Dix 1, N.Perry 1, T.Williams 1

INDIVIDUAL STATISTICS, SPECIAL TEAMS

PUNTING

		T.Masthay							
		No	Yds	Avg	TB	In20	Lg	Bk	Net
9/4	at Sea	4	153	38.3	0	1	57	0	37.5
9/14	NYJ								
9/21	at Det								
9/28	at Chi								
10/2	Min								
10/12	at Mia								
10/19	Car								
10/26	at NO								
11/9	Chi								
11/16	Phi								
11/23	at Min								
11/30	NE								
12/8	Atl								
12/14	at Buf								
12/21	at TB								
12/28	Det								
SEASON		4	153	38.3	0	1	57	0	37.5
CAREER		264	11670	44.2	19	101	71	1	38.5

KICKING

		M.Crosby			Kickoffs			
		FG	PAT	Pts	No. Ret	TB	TB Pct	OB
9/4	at Sea	1/1	1/1	4	2	2	50.0	0
9/14	NYJ							
9/21	at Det							
9/28	at Chi							
10/2	Min							
10/12	at Mia							
10/19	Car							
10/26	at NO							
11/9	Chi							
11/16	Phi							
11/23	at Min							
11/30	New							
12/8	Atl							
12/14	at Buf							
12/21	at TB							
12/28	Det							
SEASON		1/1	1/1	4	2	2	50.0	0
CAREER		186/236	349/351	907	451	146	24.5	12

		T.Masthay			Kickoffs			
		FG	PAT	Pts	No. Ret	TB	TB Pct	OB
9/4	at Sea	-	-	-	1	0	0.0	0
9/14	NYJ							
9/21	at Det							
9/28	at Chi							
10/2	Min							
10/12	at Mia							
10/19	Car							
10/26	at NO							
11/9	Chi							
11/16	Phi							
11/23	at Min							
11/30	New							
12/8	Atl							
12/14	at Buf							
12/21	at TB							
12/28	Det							
SEASON		-	-	-	1	0	0.0	0
CAREER		-	-	-	22	17	43.6	0

ONSIDE KICK RECOVERIES

OWN KICKS (0/0)

OPPONENT KICKS (0/0)

BLOCKED KICKS

PACKERS (0)

BLOCKED PUNTS

BLOCKED FIELD GOALS

BLOCKED PATs

OPPONENTS (0)

KICKOFF RETURNS

		D.Harris					M.Hyde				
		No	Yds	Avg	Lg	TD	No	Yds	Avg	Lg	TD
9/4	at Sea	2	40	20.0	21	0	2	49	24.5	28	0
9/14	NYJ										
9/21	at Det										
9/28	at Chi										
10/2	Min										
10/12	at Mia										
10/19	Car										
10/26	at NO										
11/9	Chi										
11/16	Phi										
11/23	at Min										
11/30	NE										
12/8	Atl										
12/14	at Buf										
12/21	at TB										
12/28	Det										
SEASON		2	40	20.0	21	0	2	49	24.5	28	0
CAREER		16	348	21.8	35	0	24	580	24.2	70	0

ADDITIONAL KICKOFF RETURNS:

PUNT RETURNS

		R.Cobb					M.Hyde						
		No	Yds	Avg	FC	Lg	TD	No	Yds	Avg	FC	Lg	TD
9/4	at Sea	0	0	0.0	2	0	0	0	0	0.0	0	0	0
9/14	NYJ												
9/21	at Det												
9/28	at Chi												
10/2	Min												
10/12	at Mia												
10/19	Car												
10/26	at NO												
11/9	Chi												
11/16	Phi												
11/23	at Min												
11/30	NE												
12/8	Atl												
12/14	at Buf												
12/21	at TB												
12/28	Det												
SEASON		0	0	0.0	2	0	0	0	0	0.0	0	0	0
CAREER		60	610	10.2	46	80t	2	24	296	12.3	14	93t	1

ADDITIONAL PUNT RETURNS:

SPECIAL TEAMS FUMBLE STATISTICS

FORCED FUMBLES (0)

FUMBLE RECOVERIES (1)

H.Clinton-Dix — at Sea, Sept. 4 (E.Thomas)

DRIVE STATISTICS

PACKERS SCORING DRIVES (game-by-game)

Date	Opponent	Plays	Yards	Time	Result	Qtr	Scoring Play	Quarterback
9/4	at Seattle	6	34	3:07	TD	1	J.Kuhn 2 run	A.Rodgers
9/4	at Seattle	12	79	6:08	FG	2	M.Crosby 23 field goal	A.Rodgers
9/4	at Seattle	10	82	5:24	TD	4	A.Rodgers 3 pass to R.Cobb	A.Rodgers

Scoring-Drive Length

Length (minus)	Packers		Opponent	
	TD	FG	TD	FG
0—9	0	0	0	0
10—19	0	0	0	0
20—29	0	0	0	0
30—39	1	0	0	0
40—49	0	0	0	1
50—59	0	0	1	0
60—69	0	0	0	0
70—79	0	1	1	0
80—89	1	0	2	0
90—99	0	0	0	0
SEASON	2	1	4	2

Possessions at a glance

Reg. Season	No.	Avg. Snaps	*3-Plays & Out	Snaps/TD
Packers	10	5.7	1	28.5
Opponent	10	6.6	0	16.5

*—less if turnover, no first downs or score

Game-Opening Drives

Game	Packers			Opponent		
	Pts	FD	Yds	Pts	FD	Yds
9/4 at Sea	0	2	26	3	3	48
9/14 NYJ						
9/21 at Det						
9/28 at Chi						
10/2 Min						
10/12 at Mia						
10/19 Car						
10/26 at NO						
11/9 Chi						
11/16 Phi						
11/23 at Min						
11/30 NE						
12/8 Atl						
12/14 at Buf						
12/21 at TB						
12/28 Det						
SEASON	0	2	26	3	3	48

Second-Half Opening Drives

Game	Packers			Opponent		
	Pts	FD	Yds	Pts	FD	Yds
9/4 at Sea	0	0	0	0	2	33
9/14 NYJ						
9/21 at Det						
9/28 at Chi						
10/2 Min						
10/12 at Mia						
10/19 Car						
10/26 at NO						
11/9 Chi						
11/16 Phi						
11/23 at Min						
11/30 NE						
12/8 Atl						
12/14 at Buf						
12/21 at TB						
12/28 Det						
SEASON	0	0	0	0	2	33

DRIVE STATISTICS

YARDS-GAINED ANALYSIS

	1st Down			2nd Down			3rd Down			4th Down			Season			By Quarter				By Half		
	Att	Yds	Avg	Att	Yds	Avg	Att	Yds	Avg	Att	Yds	Avg	Att	Yds	Avg	1st	2nd	3rd	4th	1st	2nd	OT
Packers	27	135	5.0	17	56	3.3	12	68	5.7	1	-4	-4.0	57	255	4.5	61	70	25	99	131	124	0
Opponents	31	201	6.5	23	142	6.2	11	40	3.6	1	15	15.0	66	398	6.0	62	159	107	70	221	177	0

DRIVE ENGINEERING

QB	Drives	Drives ended by					BLK	DOWN	TO	SAF	CLK	Points Yielded
	Started	TD	FG	MFG	PUNT							
A.Rodgers	10	2	1	0	4	0	1	1	1	0	16	
Packers	10	2	1	0	4	0	1	1	1	0	16	
Opponents	10	4	2	0	2	0	0	0	0	1	36	

RED-ZONE EFFICIENCY

	Regular Season	
	Packers	Opponent
Times Penetrated Opponent 20	3	5
Total Scores	3	5
Touchdowns	2	3
Field Goals-Attempts	1-1	2-2
Touchdown Percentage667	.600
Scoring Percentage	1.000	1.000
Turnovers	0	0
Downs	0	0
Missed Field Goals	0	0
Time Ran Out	0	0
Ended Not Trying To Score	0	0
Scores From Outside/At 20	0	1
Touchdowns	0	1
Field Goals	0	0

AVERAGE FIELD POSITION

	Regular Season	
	Packers	Opponent
Drives Started	10	10
Average Field Position	GB20	OPP34
Drives Started in Plus Territory	1	1
Scores	1	1
Touchdowns	1	0
Field Goals	0	1
Missed Field Goals	0	0
Punts	0	0
Turnovers	0	0
Turnover on Downs	0	0
Ran Out Clock	0	0
Did Not Attempt to Score	0	0
Drives Started Inside Own 20	5	2

GOAL-TO-GO SITUATIONS

	Summary					GTG Plays					
	Total	TD	Pct	FG	MFG	TO	CLK	DOWN	Plays	TD	Pct
Packers	3	2	.667	1	0	0	0	0	8	2	.250
Opponents	3	2	.667	1	0	0	0	0	6	2	.333

2013 SUPERLATIVES

LONGEST RETURNS

Packers

Type	Yards	Opp. Date	Player
Kickoff	28	at Sea, Sept. 4	M.Hyde
Kickoff	21	at Sea, Sept. 4	D.Harris
Kickoff	21	at Sea, Sept. 4	M.Hyde

No. of returns 20-plus yards in length: 3
 No. of returns 40-plus yards in length: 0

Opponent

Type	Yards	Opp. Date	Player
Kickoff	31	at Sea, Sept. 4	P.Harvin
Kickoff	22	at Sea, Sept. 4	P.Harvin
Interception	21	at Sea, Sept. 4	B.Maxwell

No. of returns 20-plus yards in length: 3
 No. of returns 40-plus yards in length: 0

LONGEST PLAYS FROM SCRIMMAGE

Packers

Yards	Opp.	Play
23	at Sea	A.Rodgers to R.Cobb
18	at Sea	A.Rodgers to A.Quarless
16	at Sea	A.Rodgers to J.Nelson
15	at Sea	E.Lacy run
15	at Sea	A.Rodgers to J.Nelson

Long run:

15	at Sea	E.Lacy
12	at Sea	J.Starks

No. plays 20-plus yards: 1
 No. plays 40-plus yards: 0

Opponent

Yards	Opp.	Play
33t	at Sea	R.Wilson to R.Lockette
33	at Sea	R.Wilson to P.Harvin
24	at Sea	R.Wilson to Z.Miller
21	at Sea	M.Lynch run
16	at Sea	P.Harvin run

Long run:

21	at Sea	M.Lynch
16	at Sea	P.Harvin
14	at Sea	M.Lynch
13	at Sea	P.Harvin
13	at Sea	R.Wilson

No. plays 20-plus yards: 4
 No. plays 40-plus yards: 0

MISCELLANEOUS

WEEKLY INACTIVES

9/4	at Seattle:	B.Bostick, C.Bradford, J.Elliott, D.Goodson, J.Janis, M.Pennel, S.Tolzien
9/14	N.Y. Jets:	
9/21	at Detroit:	
9/28	at Chicago:	
10/2	Minnesota:	
10/12	at Miami:	
10/19	Carolina:	
10/26	at New Orleans:	
11/9	Chicago:	
11/16	Philadelphia:	
11/23	at Minnesota:	
11/30	New England:	
12/8	Atlanta:	
12/14	at Buffalo:	
12/21	at Tampa Bay:	
12/28	Detroit:	

SEASON TOTALS: B.Bostick (1), C.Bradford (1), J.Elliott (1), D.Goodson (1), J.Janis (1), M.Pennel (1), S.Tolzien (1)

TIME SPENT IN THE LEAD

Opponent	Packers In Lead	Packers Trailing
9/4 at Sea	3:25	53:64
9/14 NYJ		
9/21 at Det		
9/28 at Chi		
10/2 Min		
10/12 at Mia		
10/19 Car		
10/26 at NO		
11/9 Chi		
11/16 Phi		
11/23 at Min		
11/30 NE		
12/8 Atl		
12/14 at Buf		
12/21 at TB		
12/28 Det		
SEASON	3:25	53:64
SEASON AVG	3:25	53:64

NON-OFFENSIVE SCORES

REGULAR SEASON

Packers (0):

Opponent (1): D.Sherrod tackled in end zone by T.McDaniel for a safety

TWO-POINT CONVERSIONS

Packers (0-1):

Opponent (0-0):

TURNOVER STATISTICS AND NOTES

TAKEAWAY ANALYSIS

	Packers Take Aways			Packers Give Aways			Diff	Cum	NFC Rank	NFL Rank
	Int	Fum	Tot	Int	Fum	Tot				
Sea	0	1	1	1	0	1	0	0	6t	16t
NYJ	0	0	0	0	0	0	0	0	0	0
Det	0	0	0	0	0	0	0	0	0	0
Chi	0	0	0	0	0	0	0	0	0	0
MIN	0	0	0	0	0	0	0	0	0	0
Mia	0	0	0	0	0	0	0	0	0	0
CAR	0	0	0	0	0	0	0	0	0	0
NO	0	0	0	0	0	0	0	0	0	0
BYE	-	-	-	-	-	-	-	0	0	0
CHI	0	0	0	0	0	0	0	0	0	0
PHI	0	0	0	0	0	0	0	0	0	0
Min	0	0	0	0	0	0	0	0	0	0
NE	0	0	0	0	0	0	0	0	0	0
ATL	0	0	0	0	0	0	0	0	0	0
Buf	0	0	0	0	0	0	0	0	0	0
TB	0	0	0	0	0	0	0	0	0	0
DET	0	0	0	0	0	0	0	0	0	0
Total	0	1	1	1	0	1	0	0	6t	16t

HOME GAMES UPPERCASED IN BOLD

Takeaway Breakdown

	Packers	Opponent
Total	1	1
Interceptions	0	1
Fumble Rec.	0	0
Muffed Punt Rec.	1	0
Points off Turnovers	7	3
Touchdowns	1	0
Field Goals	0	1
Didn't attempt score	0	0

TOUCHDOWN RETURNS

Packers (0):

Opponent (0):

2014 RECORD WHEN...

When...	Record
+4 turnover margin	0-0
+3 turnover margin	0-0
+2 turnover margin	0-0
+1 turnover margin	0-0
even turnover margin	0-1
-1 turnover margin	0-0
-2 turnover margin	0-0
-3 turnover margin	0-0
-4 turnover margin	0-0
recording 0 takeaways	0-0
recording 1 takeaway	0-1
recording 2 takeaways	0-0
recording 3 takeaways	0-0
recording 4 takeaways	0-0
recording 5 takeaways	0-0
recording 0 giveaways	0-0
recording 1 giveaway	0-1
recording 2 giveaways	0-0
recording 3 giveaways	0-0
recording 4 giveaways	0-0
recording 5 giveaways	0-0
recording 0 interceptions	0-1
recording 1 interception	0-0
recording 2 interceptions	0-0
recording 3 interceptions	0-0
recording 4 interceptions	0-0
surrendering 0 interceptions	0-0
surrendering 1 interception	0-1
surrendering 2 interceptions	0-0
surrendering 3 interceptions	0-0
recovering 0 fumbles	0-0
recovering 1 fumble	0-1
recovering 2 fumbles	0-0
recovering 3 fumbles	0-0
losing 0 fumbles	0-1
losing 1 fumble	0-0
losing 2 fumbles	0-0
losing 3 fumbles	0-0

TAKEAWAY SUMMARY (1)

9/4	at	Seattle:	H.Clinton-Dix (muffed punt)
9/14		N.Y. Jets:	
9/21	at	Detroit:	
9/28	at	Chicago:	
10/2		Minnesota:	
10/12	at	Miami:	
10/19		Carolina:	
10/23	at	New Orleans:	
11/9		Chicago:	
11/16		Philadelphia:	
11/23	at	Minnesota:	
11/30		New England:	
12/8		Atlanta:	
12/14	at	Buffalo:	
12/21	at	Tampa Bay:	
12/28		Detroit:	

SEASON TOTALS: H.Clinton-Dix 1 (muffed punt)

Note: Only fumbles lost are credited. Fumbles in which the team maintained possession are not included.

GIVEAWAY SUMMARY (1)

9/4	at	Seattle:	A.Rodgers (interception)
9/14		N.Y. Jets:	
9/21	at	Detroit:	
9/28	at	Chicago:	
10/2		Minnesota:	
10/12	at	Miami:	
10/19		Carolina:	
10/23	at	New Orleans:	
11/9		Chicago:	
11/16		Philadelphia:	
11/23	at	Minnesota:	
11/30		New England:	
12/8		Atlanta:	
12/14	at	Buffalo:	
12/21	at	Tampa Bay:	
12/28		Detroit:	

SEASON TOTALS: A.Rodgers 1 (interception)

Note: Only fumbles lost are credited. Fumbles in which the team maintained possession are not included.

TAKEAWAY POINTS

Packers (7)

Date	Opp.	Turnover	Result	Points
9/4	at Sea	Muffed Punt	TD	7

Opponent (3)

Date	Opp.	Turnover	Result	Points
9/4	at Sea	Interception	FG	3

REGULAR-SEASON PLAYER PARTICIPATION

NFL WEEK	1	2	3	4	5	6	7	8	10	11	12	13	14	15	16	17	— Season Totals —			
Player	at SEA	NYJ	at DET	at CHI	MIN	at MIA	CAR	at NO	CHI	PHI	at MIN	NE	ATL	at BUF	at TB	DET	GP	GS	DNP	INA
Abbrederis, Jared	IR																0	0	0	0
Adams, Aaron	IR																0	0	0	0
Adams, Davante	SUB																1	0	0	0
Allen, Josh	PS																0	0	0	0
Bakhtiari, David	LT																1	1	0	0
Banjo, Chris	PS																0	0	0	0
Barclay, Don	IR																0	0	0	0
Barrington, Sam	SUB																1	0	0	0
Bostick, Brandon	INA																0	0	0	1
Boyd, Josh	SUB																1	0	0	0
Boykin, Jarrett	3WR																1	1	0	0
Bradford, Carl	INA																0	0	0	1
Bulaga, Bryan	RT																1	1	0	0
Burnett, Morgan	SS																1	1	0	0
Bush, Jarrett	SUB																1	0	0	0
Clinton-Dix, Ha Ha	SUB																1	0	0	0
Cobb, Randall	WR																1	1	0	0
Crosby, Mason	SUB																1	0	0	0
Daniels, Mike	RDE																1	1	0	0
Dorsey, Kevin	PS																0	0	0	0
Elliott, Jayrone	INA																0	0	0	1
Flynn, Matt	DNP																0	0	1	0
Gerhart, Garth	DNP																0	0	1	0
Goode, Brett	SUB																1	0	0	0
Goodson, Demetri	INA																0	0	0	1
Guion, Letroy	NT																1	1	0	0
Harris, DuJuan	SUB																1	0	0	0
Hawk, A.J.	BLB																1	1	0	0
Hayward, Casey	SUB																1	0	0	0
Hill, Michael	PS																0	0	0	0
House, Davon	SUB																1	0	0	0
Hubbard, Adrian	PS																0	0	0	0
Hyde, Micah	FS																1	1	0	0
Janis, Jeff	INA																0	0	0	1
Jones, Brad	MLB																1	1	0	0
Jones, Datone	LDE																1	1	0	0
Kuhn, John	SUB																1	0	0	0
Lacy, Eddie	RB																1	1	0	0
Lang, T.J.	RG																1	1	0	0
Lattimore, Jamari	SUB																1	0	0	0
Linsley, Corey	C																1	1	0	0
Masthay, Tim	SUB																1	0	0	0
Matthews, Clay	LOLB																1	1	0	0
Mulumba, Andy	SUB																1	0	0	0
Neal, Mike	SUB																1	0	0	0
Nelson, Jordy	WR																1	1	0	0
Palmer, Nate	IR																0	0	0	0
Pennel, Mike	INA																0	0	0	1
Peppers, Julius	ROLB																1	1	0	0
Perillo, Justin	PS																0	0	0	0
Perry, Nick	SUB																1	0	0	0
Quarless, Andrew	SUB																1	0	0	0
Raji, B.J.	IR																0	0	0	0
Richardson, Sean	SUB																1	0	0	0
Robinson, Luther	PS																0	0	0	0
Rodgers, Aaron	QB																1	1	0	0
Rodgers, Richard	TE																1	1	0	0
Rolle, Jumal	PS																0	0	0	0
Sherrrod, Derek	SUB																1	0	0	0
Shields, Sam	RCB																1	1	0	0
Sitton, Josh	LG																1	1	0	0
Starks, James	SUB																1	0	0	0
Taylor, Lane	SUB																1	0	0	0
Taylor, Ryan	SUB																1	0	0	0
Thornton, Khyri	IR																0	0	0	0
Tolzien, Scott	INA																0	0	0	1
Tretter, JC	IR-DFR																0	0	0	0
Vujnovich, Jeremy	PS																0	0	0	0
White, Myles	PS																0	0	0	0
Williams, Tramon	LCB																1	1	0	0

STARTERS IN BOLD AT POSITION; DNP — Did not play; INA — Inactive; IR — Injured reserve; IR-DFR — Injured Reserve/Designated for return; PS — Practice squad; SUB — Substitute; 3WR — Started as third wide receiver

SEASON-HIGHS/W-L BREAKDOWN

INDIVIDUAL

Longest Scoring Run — 2, J.Kuhn, Sept. 4 at Seattle
 Longest Non-Scoring Run — 15, E.Lacy, Sept. 4 at Seattle

 Longest Scoring Pass — 3, A.Rodgers to R.Cobb, Sept. 4 at Seattle
 Longest Non-Scoring Pass — 23, A.Rodgers to R.Cobb, Sept. 4 at Seattle

 Longest Kickoff Return — 28, M.Hyde, Sept. 4 at Seattle
 Longest Punt Return — None
 Longest Interception Return — None
 Longest Fumble Return — 0, H.Clinton-Dix, Sept. 4 at Seattle

 Longest Punt — 57, T.Masthay, Sept. 4 at Seattle

 Longest Field Goal — 23, M.Crosby, Sept. 4 at Seattle
 Most Field Goals Attempted — 1, M.Crosby, Sept. 4 at Seattle
 Most Field Goals Made — 1, M.Crosby, Sept. 4 at Seattle

 Most Touchdowns — 1, twice, most recently R.Cobb, Sept. 4 at Seattle
 Most Rushing Attempts — 12, E.Lacy, Sept. 4 at Seattle
 Most Rushing Yards — 37, J.Starks, Sept. 4 at Seattle

 Most Passing Attempts — 33, A.Rodgers, Sept. 4 at Seattle
 Most Completions — 23, A.Rodgers, Sept. 4 at Seattle
 Most Passing Yards — 189, A.Rodgers, Sept. 4 at Seattle
 Most Touchdown Passes — 1, A.Rodgers, Sept. 4 at Seattle

 Most Receptions — 9, J.Nelson, Sept. 4 at Seattle
 Most Receiving Yards — 83, J.Nelson, Sept. 4 at Seattle

 Most Total Yards from Scrimmage — 83, J.Nelson, Sept. 4 at Seattle

 Most Defensive Interceptions — None
 Most Tackles — 8, twice, M.Burnett and M.Daniels, Sept. 4 at Seattle
 Most Solo Tackles — 6, M.Burnett, Sept. 4 at Seattle
 Most Sacks — 1, H.Clinton-Dix, Sept. 4 at Seattle
 Most Passes Defensed — 2, S.Shields, Sept. 4 at Seattle

TEAM

Offensive Most...
 First Downs — 19, Sept. 4 at Seattle
 Rushing Attempts — 21, Sept. 4 at Seattle
 Rushing Yards — 80, Sept. 4 at Seattle
 Pass Attempts — 33, Sept. 4 at Seattle
 Completions — 23, Sept. 4 at Seattle
 TDs Thrown — 1, Sept. 4 at Seattle
 Ints. Thrown — 1, Sept. 4 at Seattle
 Net Passing Yards — 175, Sept. 4 at Seattle
 Offensive Plays — 57, Sept. 4 at Seattle
 Total Offense — 255, Sept. 4 at Seattle
 Time of Possession — 26:40, Sept. 4 at Seattle
 Turnovers — 1, Sept. 4 at Seattle
 Fumbles — 1, Sept. 4 at Seattle
 Fumbles Lost — None

Longest Scoring Drives
 Plays — 12, Sept. 4 at Seattle
 Yards — 82, Sept. 4 at Seattle
 Time — 6:08, Sept. 4 at Seattle
Shortest Scoring Drives
 Plays — 6, Sept. 4 at Seattle
 Yards — 34, Sept. 4 at Seattle
 Time — 3:07, Sept. 4 at Seattle

Defensive Fewest...
 First Downs Allowed — 25, Sept. 4 at Seattle
 Rushing Att. Allowed — 37, Sept. 4 at Seattle
 Rushing Yards Allowed — 207, Sept. 4 at Seattle
 Pass Att. Allowed — 28, Sept. 4 at Seattle
 Pass Comp. Allowed — 19, Sept. 4 at Seattle
 Net Passing Yards Allowed — 191, Sept. 4 at Seattle
 Total Plays Allowed — 66, Sept. 4 at Seattle
 Total Yards Allowed — 398, Sept. 4 at Seattle

Defensive Most...
 Takeaways — None
 Interceptions — None
 Fumbles Forced — 1, Sept. 4 at Seattle
 Fumbles Recovered — None
 Passes Defensed — 5, Sept. 4 at Seattle
 Sacks — 1, Sept. 4 at Seattle

	2014 regular season...			2013 regular season...			2012 regular season...			1992-present...		
	Home	Road	Overall	Home	Road	Overall	Home	Road	Overall	Home	Road	Overall
Overall	0-0	0-1	0-1	4-3-1	4-4	8-7-1	7-1	4-4	11-5	133-42-1	91-88	222-130-1
On Grass	0-0	0-0	0-0	4-3-1	1-1	5-4-1	7-1	2-0	9-1	133-42-1	49-33	182-75-1
On Artificial Surfaces	0-0	0-1	0-1	0-0	3-3	3-3	0-0	2-4	2-4	0-0	40-55	40-55
In Open-Air Stadiums	0-0	0-1	0-1	4-3-1	2-3	6-6-1	7-1	1-2	8-3	133-42-1	54-55	188-97-1
In Indoor Stadiums	0-0	0-0	0-0	0-0	2-1	2-1	0-0	3-2	3-2	0-0	34-32	34-32
vs. Division Opponents	0-0	0-0	0-0	1-1-1	2-1	3-2-1	3-0	2-1	5-1	60-14-1	41-35	101-49-1
vs. NFC	0-0	0-1	0-1	3-2-1	3-3	6-5-1	5-1	3-3	8-4	103-28-1	68-65	170-93-1
vs. AFC	0-0	0-0	0-0	1-1	1-1	2-2	2-0	1-1	3-1	30-14	21-23	51-37
When scoring first	0-0	0-0	0-0	4-2-1	1-0	5-2-1	5-0	1-1	6-1	92-17-1	53-33	145-50-1
When Opponent scored first	0-0	0-1	0-1	0-1	3-4	3-5	2-1	3-3	5-4	40-25	36-55	76-80
In overtime	0-0	0-0	0-0	0-0-1	0-0	0-0-1	0-0	0-0	0-0	5-3-1	1-5	6-8-1
When leading after first quarter	0-0	0-1	0-1	4-1-1	1-0	5-1-1	4-0	2-1	6-1	78-12-1	47-22	125-34-1
When leading at halftime	0-0	0-0	0-0	3-1	3-1	6-2	5-0	3-1	8-1	103-9	70-26	173-35
When leading after third quarter	0-0	0-0	0-0	3-0	2-1	5-1	5-0	3-1	8-1	109-5	80-22	189-27
When trailing after first quarter	0-0	0-0	0-0	0-1	2-2	2-3	1-1	1-2	2-3	25-22	17-41	42-63
When trailing at halftime	0-0	0-1	0-1	1-2-1	1-2	2-4-1	2-1	1-3	3-4	21-28-1	16-55	37-83-1
When trailing after third quarter	0-0	0-1	0-1	1-3-1	2-2	3-5-1	1-1	1-3	2-4	15-34-1	6-65	21-99-1
When tied at halftime	0-0	0-0	0-0	0-0	0-1	0-1	0-0	0-0	0-0	9-5	3-7	12-12
On Thursday	0-0	0-1	0-1	0-0	0-1	0-1	1-0	0-0	1-0	3-0	4-7	7-7
On Friday	0-0	0-0	0-0	0-0	0-0	0-0	0-0	0-0	0-0	0-0	1-0	1-0
On Saturday	0-0	0-0	0-0	0-0	0-0	0-0	0-0	0-0	0-0	1-0	2-0	3-0
On Sunday/Early Games	0-0	0-0	0-0	3-1-1	1-1	4-2-1	4-0	3-1	7-1	88-24-1	40-43	128-67-1
On Sunday/Late Afternoon Games	0-0	0-0	0-0	1-1	2-2	3-3	1-1	0-1	1-2	21-11	20-20	41-30
On Sunday/Night Games	0-0	0-0	0-0	0-0	1-0	1-0	1-0	1-1	2-1	11-2	10-3	21-5
On Monday	0-0	0-0	0-0	0-1	0-0	0-1	0-0	0-1	0-1	10-6	11-15	21-21
When Packers had 100-yard rusher	0-0	0-0	0-0	1-1-1	2-1	3-2-1	0-0	0-0	0-0	34-9-1	27-9	61-18-1
When Packers had 100-yard receiver	0-0	0-0	0-0	3-1	3-2	6-3	2-0	3-1	5-1	61-15	38-31	99-46
When Packers had 300-yard passer	0-0	0-0	0-0	1-0	2-2	3-2	2-1	2-1	4-2	30-12	29-18	59-30
When Opponent had 100-yard rusher	0-0	0-1	0-1	1-3-1	2-1	3-3-1	1-1	0-1	1-2	123-20-1	18-26	41-46-1
When Opponent had 100-yard receiver	0-0	0-0	0-0	1-3	1-3	2-6	3-0	1-1	4-1	40-16	25-32	65-48
When Opponent had 300-yard passer	0-0	0-0	0-0	1-0	2-2	3-2	3-0	0-1	3-1	20-7	15-17	35-24

TRANSACTIONS BY DATE

3/13	Re-signed LB/DE Mike Neal and TE Andrew Quarless	7/23	Signed LB Korey Jones; Waived LB Shaun Lewis	9/1	Signed S Chris Banjo, WR Kevin Dorsey, C Garth Gerhart, WR Alex Gillett, RB Michael Hill, LB Adrian Hubbard, TE Justin Perillo, DE Luther Robinson, T Jeremy Vujnovich and WR Myles White to practice squad
3/14	Re-signed DT B.J. Raji	7/26	Signed WR Jordy Nelson to contract extension	9/2	Signed CB Jumal Rolle to practice squad; Released WR Alex Gillett from practice squad
3/15	Signed LB Julius Peppers	7/30	Claimed WR Gerrard Sheppard off waivers from Baltimore Ravens	9/3	Signed C Garth Gerhart to active roster; Signed C Josh Allen to practice squad; Placed C/G JC Tretter on injured reserve (knee) - designated for return;
3/17	Signed DT Letroy Guion	8/13	Traded DE Jerel Worthy to New England Patriots		
3/19	Re-signed RB James Starks	8/20	Placed TE Colt Lyerla (knee) on injured reserve		
4/3	Re-signed FB John Kuhn	8/25	Waived S Charles Clay, CB Antonio Dennard, WR Chris Harper, LB Korey Jones, FB Ina Liaina, QB Chase Rettig, WR Gerrard Sheppard		
4/11	Waived WR Sederrick Cunningham	8/26	Placed WR Jared Abbrederis (knee), T/G Don Barclay (knee), DT B.J. Raji (biceps), RB Rajion Neal (knee), LB Joe Thomas (knee) and G Andrew Tiller (calf) on injured reserve		
4/22	Re-signed QB Matt Flynn	8/30	Waived S Chris Banjo, WR Kevin Dorsey, LB Jake Doughty, T John Fullington, C Garth Gerhart, WR Alex Gillett, DT Carlos Gray, RB Michael Hill, LB Adrian Hubbard, G Jordan McCray, S Tanner Miller, TE Justin Perillo, RB LaDarius Perkins, DE Luther Robinson, CB Jumal Rolle, T Jeremy Vujnovich, WR Myles White and CB Ryan White; Placed T Aaron Adams (knee), LB Nate Palmer (knee), TE Jake Stoneburner (ankle) and DT Khyri Thornton (hamstring) on injured reserve		
4/28	Waived RB Orwin Smith				
4/30	Re-signed LB Jamari Lattimore				
5/12	Signed LB Jake Doughty, LB Jayrone Elliott, DT Carlos Gray, LB Adrian Hubbard, G Jordan McCray, RB Rajion Neal, DT Mike Pennel, TE Justin Perillo, RB LaDarius Perkins, QB Chase Rettig, LB Joe Thomas and CB Ryan White; Waived LB Chase Thomas				
5/13	Signed T John Fullington				
5/14	Signed WR Jeff Janis; Waived CB James Nixon				
5/15	Signed WR Jared Abbrederis and C Corey Linsley				
5/16	Signed LB Carl Bradford, CB Demetri Goodson and S Tanner Miller				
5/19	Signed S Charles Clay, TE Colt Lyerla, DE Luther Robinson and DT Khyri Thornton; Waived TE Raymond Webber				
5/28	Waived LB Victor Aiyewa				
5/30	Signed S Ha Ha Clinton-Dix				
6/10	Signed LB Shaun Lewis				
6/12	Signed WR Davante Adams and TE Richard Rodgers				
6/20	Waived RB Johnathan Franklin				

TRANSACTIONS BY PLAYER

Abbrederis, Jared - WR

5/15/14 Signed
8/26/14 Placed on injured reserve (knee)

Adams, Aaron - T

8/30/14 Placed on injured reserve (knee)

Adams, Davante - WR

6/12/14 Signed

Aiyewa, Victor - LB

5/28/14 Waived

Allen, Josh - C

9/3/14 Signed to practice squad

Banjo, Chris - S

8/30/14 Waived

9/1/14 Signed to practice squad

Barclay, Don - T/G

8/26/14 Placed on injured reserve (knee)

Bradford, Carl - LB

5/16/14 Signed

Clay, Charles - S

5/19/14 Signed

8/25/14 Waived

Clinton-Dix, Ha Ha - S

5/30/14 Signed

Cunningham, Sederrick - WR

4/11/14 Waived

Dennard, Antonio - CB

8/25/14 Waived

Dorsey, Kevin - WR

8/30/14 Waived

9/1/14 Signed to practice squad

Doughty, Jake - LB

5/12/14 Signed

8/30/14 Waived

Elliott, Jayrone - LB

5/12/14 Signed

Flynn, Matt - QB

4/22/14 Re-signed

Franklin, Johnathan - RB

6/20/14 Waived

Fullington, John - T

5/13/14 Signed

8/30/14 Waived

Gerhart, Garth - C

8/30/14 Waived

9/1/14 Signed to practice squad

9/3/14 Signed to active roster

Gillett, Alex - WR

8/30/14 Waived

9/1/14 Signed to practice squad

9/2/14 Released from practice squad

Goodson, Demetri - CB

5/16/14 Signed

Gray, Carlos - DT

5/12/14 Signed

8/30/14 Waived

Guion, Letroy - DT

3/17/14 Signed

Harper, Chris - WR

8/25/14 Waived

Hill, Michael - RB

8/30/14 Waived

9/1/14 Signed to practice squad

Hubbard, Adrian - LB

5/12/14 Signed

8/30/14 Waived

9/1/14 Signed to practice squad

Janis, Jeff - WR

5/14/14 Signed

Jones, Korey - LB

7/23/14 Signed

8/25/14 Waived

Kuhn, John - FB

4/3/14 Re-signed

Lattimore, Jamari - LB

4/30/14 Re-signed

Lewis, Shaun - LB

6/10/14 Signed

7/23/14 Waived

Liaina, Ina - RB

8/25/14 Waived

Linsley, Corey - C

5/15/14 Signed

Lyerla, Colt - TE

5/19/14 Signed

8/20/14 Placed on injured reserve (knee)

McCray, Jordan - G

5/12/14 Signed

8/30/14 Waived

Miller, Tanner - S

5/16/14 Signed

8/30/14 Waived

Neal, Mike - LB/DE

3/13/14 Re-signed

Neal, Rajion - RB

5/12/14 Signed

8/26/14 Placed on injured reserve (knee)

Nelson, Jordy - WR

7/26/14 Signed contact extension

Nixon, James - CB

5/14/14 Waived

Palmer, Nate - LB

8/30/14 Placed on injured reserve (knee)

Pennel, Mike - DT

5/12/14 Signed

Peppers, Julius - LB

3/15/14 Signed

Perillo, Justin - TE

5/12/14 Signed

8/30/14 Waived

9/1/14 Signed to practice squad

Perkins, LaDarius - RB

5/12/14 Signed

8/30/14 Waived

Quarless, Andrew - TE

3/13/14 Re-signed

Raji, B.J. - DT

3/14/14 Re-signed

8/26/14 Placed on injured reserve (biceps)

Rettig, Chase - QB

5/12/14 Signed

8/25/14 Waived

Robinson, Luther - DE

5/19/14 Signed

8/30/14 Waived

9/1/14 Signed to practice squad

Rodgers, Richard - TE

6/12/14 Signed

Rolle, Jumal - CB

8/30/14 Waived

9/2/14 Signed to practice squad

Sheppard, Gerrard - WR

7/30/14 Claimed off waivers from the Baltimore Ravens

8/25/14 Waived

Smith, Orwin - RB

4/28/14 Waived

Starks, James - RB

3/19/14 Re-signed

Stoneburner, Jake - TE

8/30/14 Placed on injured reserve (ankle)

Thomas, Chase - LB

5/12/14 Waived

Thomas, Joe - LB

5/12/14 Signed

8/26/14 Placed on injured reserve (knee)

Thornton, Khyri - DT

5/19/14 Signed

8/30/14 Placed on injured reserve (hamstring)

Tiller, Andrew - G

8/26/14 Placed on injured reserve (calf)

Tretter, JC - C/G

9/3/14 Placed on injured reserve (knee) - designated for return

Vujnovich, Jeremy - T

8/30/14 Waived

9/1/14 Signed to practice squad

Webber, Raymond - TE

5/19/14 Waived

White, Myles - WR

8/30/14 Waived

9/1/14 Signed to practice squad

White, Ryan - CB

5/12/14 Signed

8/30/14 Waived

Worthy, Jerel - DE

8/13/14 Traded to New England Patriots

THE LAST TIME

Regular-Season Games Only

RUSHING

200 Yards Rushing, Individual

BY PACKERS — Ahman Green, Dec. 28, 2003, vs. Denver (218 yards)
BY OPPONENT — Adrian Peterson, Dec. 2, 2012, vs. Minnesota (210 yards)

100 Yards Rushing, Individual

BY PACKERS — Eddie Lacy, Dec. 15, 2013, at Dallas (141 yards)
BY OPPONENT — Marshawn Lynch, Sept. 4, 2014, at Seattle (110 yards)

100 Yards Rushing, Individual, One Half

BY PACKERS — Eddie Lacy, Dec. 15, 2013, at Dallas (110 yards in second half)
BY OPPONENT — LeSean McCoy, Nov. 10, 2013, vs. Philadelphia (114 yards in second half)

100 Yards Rushing and Receiving, Individual

BY PACKERS — Never
BY OPPONENT — Darrin Nelson, Nov. 13, 1983, at Minnesota (119 yards rushing, 137 receiving)

Two 100-Yard Rushers

BY PACKERS — Ryan Grant (106 yards) and DeShawn Wynn (106), Dec. 28, 2008, vs. Detroit
BY OPPONENT — Tony Dorsett (149 yards) and Robert Newhouse (101), Nov. 12, 1978, vs. Dallas at Milw.

Two 100-Yard Rushers and Two 100-Yard Receivers

BY PACKERS — Ryan Grant (106 yards) and DeShawn Wynn (106), Dec. 28, 2008, vs. Detroit, Donald Driver (111 yards) and Greg Jennings (101 yards), Dec. 28, 2008, vs. Detroit*
BY OPPONENT — Never
*First time in NFL history

Four Touchdowns Rushing, Individual

BY PACKERS — Dorsey Levens, Jan. 2, 2000, vs. Arizona (8, 1, 5, 1 yards)
BY OPPONENT — DeAngelo Williams, Nov. 30, 2008, vs. Carolina (1, 1, 1, 1 yards)

Three Touchdowns Rushing, Individual

BY PACKERS — Ahman Green, Oct. 20, 2002, vs. Washington (24, 2, 8 yards)
BY OPPONENT — DeAngelo Williams, Nov. 30, 2008, vs. Carolina (1, 1, 1, 1 yards)

Two Touchdowns Rushing, Individual

BY PACKERS — Eddie Lacy, Dec. 22, 2013, vs. Pittsburgh (14, 2 yards)
BY OPPONENT — Marshawn Lynch, Sept. 4, 2014, at Seattle (9, 3 yards)

PASSING

400 Yards Passing, Individual

BY PACKERS — Aaron Rodgers, Sept. 15, 2013, vs. Washington (480 yards)
BY OPPONENT — Colin Kaepernick, Sept. 8, 2013, at San Francisco (412 yards)

300 Yards Passing, Individual

BY PACKERS — Aaron Rodgers, Dec. 29, 2013, at Chicago (318 yards)
BY OPPONENT — Tony Romo, Dec. 15, 2013, at Dallas (358 yards)

Six Touchdown Passes, Individual

BY PACKERS — Aaron Rodgers, Oct. 14, 2012, at Houston (41, 6, 21, 1, 48, 18 yards)
BY OPPONENT — Tommy Kramer, Sept. 28, 1986, at Minnesota (23, 13, 36, 2, 17, 7 yards)

Five Touchdown Passes, Individual

BY PACKERS — Aaron Rodgers, Oct. 14, 2012, at Houston (41, 6, 21, 1, 48, 18 yards)
BY OPPONENT — Matthew Stafford, Jan. 1, 2012, vs. Detroit (8, 13, 2, 5, 12 yards)

Four Touchdown Passes, Individual

BY PACKERS — Matt Flynn, Dec. 15, 2013, at Dallas (13, 3, 11, 3 yards)
BY OPPONENT — Matthew Stafford, Jan. 1, 2012, vs. Detroit (8, 13, 2, 5, 12 yards)

Three Touchdown Passes, Individual

BY PACKERS — Matt Flynn, Dec. 15, 2013, at Dallas (13, 3, 11, 3 yards)
BY OPPONENT — Matthew Stafford, Nov. 28, 2013, at Detroit (5, 20, 20 yards)

Six Interceptions Thrown, Individual

BY PACKERS — Tom O'Malley, Sept. 17, 1950, vs. Detroit
BY OPPONENT — Don Horn, Sept. 26, 1971, vs. Denver at Milw.

Five Interceptions Thrown, Individual

BY PACKERS — Brett Favre, Oct. 30, 2005, at Cincinnati
BY OPPONENT — Rich Gannon, Oct. 28, 1990, vs. Minnesota at Milw.

Four Interceptions Thrown, Individual

BY PACKERS — Brett Favre, Dec. 25, 2005, vs. Chicago
BY OPPONENT — Jay Cutler, Sept. 13, 2012, vs. Chicago

RECEIVING

10 or More Receptions, Individual

BY PACKERS — Jordy Nelson, Dec. 29, 2013, at Chicago (10 receptions)
BY OPPONENT — Dez Bryant, Dec. 15, 2013, at Dallas (11 receptions)

200 Yards Receiving, Individual

BY PACKERS — Javon Walker, Sept. 26, 2004, at Indianapolis (200 yards)
BY OPPONENT — Anquan Boldin, Sept. 8, 2013, at San Francisco (208 yards)

100 Yards Receiving, Individual

BY PACKERS — Jordy Nelson, Dec. 29, 2013, at Chicago (161 yards)
BY OPPONENT — Antonio Brown, Dec. 22, 2013, vs. Pittsburgh (105 yards)

100 Yards Receiving, One Half, Individual

BY PACKERS — James Jones, Oct. 6, 2013, vs. Detroit (122 yards in second half)
BY OPPONENT — Dez Bryant, Dec. 15, 2013, at Dallas (102 yards in first half)

Two 100-Yard Receivers

BY PACKERS — James Jones (178 yards) and Randall Cobb (128 yards), Sept. 15, 2013, vs. Washington
BY OPPONENT — Calvin Johnson (244 yards) and Brandon Pettigrew (116), Jan. 1, 2012, vs. Detroit

Four Touchdown Receptions, Individual

BY PACKERS — Sterling Sharpe, Nov. 24, 1994, at Dallas (1, 36, 30, 5 yards)
BY OPPONENT — Never

Three Touchdown Receptions, Individual

BY PACKERS — James Jones, Dec. 16, 2012, at Chicago (29, 8, 6 yards)
BY OPPONENT — Vincent Jackson, Nov. 6, 2011, at San Diego (23, 5, 29 yards)

Two Touchdown Receptions, Individual

BY PACKERS — Randall Cobb, Dec. 29, 2013, at Chicago (7, 48 yards)
BY OPPONENT — Riley Cooper, Nov. 10, 2013, vs. Philadelphia (45, 32 yards)

INTERCEPTIONS

Four Interceptions, Individual

BY PACKERS — Willie Buchanon, Sept. 24, 1978, at San Diego
BY OPPONENT — Never

Three Interceptions, Individual

BY PACKERS — Tom Flynn, Oct. 28, 1984, vs. Detroit
BY OPPONENT — Vencie Glenn, Dec. 27, 1992, at Minnesota

Two Interceptions, Individual

BY PACKERS — Morgan Burnett, Dec. 2, 2012, vs. Minnesota
BY OPPONENT — Jason David, Nov. 24, 2008, at New Orleans

Interception Returned for Touchdown

BY PACKERS — M.D. Jennings, Nov. 18, 2012, at Detroit (72 yards)
BY OPPONENT — Cortez Allen, Dec. 22, 2013, vs. Pittsburgh (40 yards)

TOUCHDOWNS

Five Touchdowns, Individual

BY PACKERS — Paul Hornung, Dec. 12, 1965, at Baltimore (2-, 9-, 3-yard runs; 50-, 65-yard receptions)
BY OPPONENT — Never

Four Touchdowns, Individual

BY PACKERS — Dorsey Levens, Jan. 2, 2000, vs. Arizona (8-, 1-, 5-, 1-yard runs)
BY OPPONENT — DeAngelo Williams, Nov. 30, 2008, vs. Carolina (1-, 1-, 1-, 1-yard runs)

Three Touchdowns, Individual

BY PACKERS — James Jones, Dec. 16, 2012, at Chicago (29-, 8-, 6-yard receptions)
BY OPPONENT — Matt Forté, Dec. 29, 2013, at Chicago (4-yard reception; 5-, 1-yard runs)

THE LAST TIME

FIELD GOALS/PATS

Five Field Goals Made, Individual

BY PACKERS — Mason Crosby, Oct. 6, 2013, vs. Detroit (26, 52, 31, 42, 45 yards)

BY OPPONENT — Dan Bailey, Dec. 15, 2013, at Dallas (47, 23, 43, 50, 50 yards)

Four Field Goals Made, Individual

BY PACKERS — Mason Crosby, Oct. 13, 2013, at Baltimore (45, 31, 50, 31 yards)

BY OPPONENT — Dan Bailey, Dec. 15, 2013, at Dallas (47, 23, 43, 50, 50 yards)

60-Yard Field Goal

BY PACKERS — Never

BY OPPONENT — David Akers, Sept. 9, 2012, vs. San Francisco (63 yards)

50-Yard Field Goal

BY PACKERS — Mason Crosby, Dec. 15, 2013, at Dallas (57 yards)

BY OPPONENT — Dan Bailey, Dec. 15, 2013, at Dallas (50 yards)

Blocked Field-Goal Attempt

BY PACKERS — Johnny Jolly, Sept. 27, 2009, at St. Louis (48-yard Josh Brown attempt)

BY OPPONENT — Jay Ratliff, Nov. 7, 2010, vs. Dallas (54-yard Mason Crosby attempt)

Two-Point Conversion

BY PACKERS — Jordy Nelson, Sept. 9, 2012, vs. San Francisco (pass from Aaron Rodgers)

BY OPPONENT — Donald Brown, Oct. 7, 2012, at Indianapolis (rush)

Point After Touchdown Missed

BY PACKERS — Mason Crosby, Dec. 11, 2011, vs. Oakland (blocked, fifth attempt)

BY OPPONENT — Mike Nugent, Sept. 22, 2013, at Cincinnati (blocked, fourth attempt)

Blocked Point After Touchdown

BY PACKERS — Datone Jones, Sept. 22, 2013, at Cincinnati (Mike Nugent, fourth attempt)

BY OPPONENT — Desmond Bryant, Dec. 11, 2011, vs. Oakland (Mason Crosby, fifth attempt)

PUNTING

70-Yard Punt

BY PACKERS — Tim Masthay, Dec. 18, 2011, at Kansas City (71 yards)

BY OPPONENT — Jon Ryan, Sept. 24, 2012, at Seattle (73 yards)

60-Yard Punt

BY PACKERS — Tim Masthay, Dec. 8, 2013, vs. Atlanta (62 yards)

BY OPPONENT — Steve Weatherford, Nov. 17, 2013, at N.Y. Giants (61 yards)

Blocked Punt

BY PACKERS — Jamari Lattimore, Nov. 4, 2013, vs. Chicago (Adam Podlesh, punter)

BY OPPONENT — Bryan Braman, Oct. 14, 2012, at Houston (Tim Masthay, punter)

10 Punts, Individual

BY PACKERS — Jon Ryan, Nov. 19, 2006, vs. New England (10 punts; 459 yards)

BY OPPONENT — Chris Kluwe, Dec. 21, 2006, vs. Minnesota (10 punts; 434 yards)

No Punts

BY PACKERS — Oct. 27, 2013, at Minnesota

BY OPPONENT — Nov. 22, 1981, at Tampa Bay

OTHER SPECIAL TEAMS

Kickoff Returned for Touchdown

BY PACKERS — Randall Cobb, Sept. 8, 2011, vs. New Orleans (108 yards)

BY OPPONENT — Cordarrelle Patterson, Oct. 27, 2013, at Minnesota (109 yards)

Punt Returned for Touchdown

BY PACKERS — Micah Hyde, Oct. 27, 2013, at Minnesota (93 yards)

BY OPPONENT — Darren Sproles, Sept. 8, 2011, vs. New Orleans (72 yards)

Blocked (Opponent) Field Goal Returned for Touchdown

BY PACKERS — Willie Buchanon, Dec. 17, 1972, at New Orleans (57 yards)

BY OPPONENT — Shawn Springs, Nov. 1, 1999, vs. Seattle (61 yards)

Blocked Punt Returned for Touchdown

BY PACKERS — Dezman Moses, Oct. 28, 2012, vs. Jacksonville (0 yards; Bryan Anger, punter)

BY OPPONENT — DeVier Posey, Oct. 14, 2012, at Houston (0 yards; Tim Masthay, punter)

Recovered Own Onside Kick Attempt

BY PACKERS — Jamari Lattimore, Nov. 4, 2013, vs. Chicago (Mason Crosby, kicker)

BY OPPONENT — Darrell Stuckey, Nov. 6, 2011, at San Diego (Nick Novak, kicker)

OTHER DEFENSE

Shutout Posted

BY PACKERS — Oct. 31, 2010, at N.Y. Jets (9-0)

BY OPPONENT — Nov. 19, 2006, vs. New England (35-0)

Fumble Returned for Touchdown

BY PACKERS — Morgan Burnett, Nov. 28, 2013, at Detroit (1 yard)

BY OPPONENT — Terence Newman, Sept. 22, 2013, at Cincinnati (58 yards)

Safety Scored

BY PACKERS — Team, Jan. 3, 2010, at Arizona (Reggie Wells penalized for holding in the end zone)

BY OPPONENT — Tony McDaniel, Sept. 4, 2014, at Seattle (Derek Sherrod tackled in end zone)

Five Sacks, Individual

BY PACKERS — Vonnie Holliday, Dec. 22, 2002, vs. Buffalo

BY OPPONENT — Antwan Odom, Sept. 20, 2009, vs. Cincinnati

Four Sacks, Individual

BY PACKERS — Kabeer Gbaja-Biamila, Jan. 2, 2005, at Chicago

BY OPPONENT — Chris Clemons, Sept. 24, 2012, at Seattle

Three Sacks, Individual

BY PACKERS — A.J. Hawk, Oct. 13, 2013, at Baltimore

BY OPPONENT — Shea McClellin, Nov. 4, 2013, vs. Chicago

MISCELLANEOUS

No Penalties

BY PACKERS — Nov. 4, 2013, vs. Chicago

BY OPPONENT — Dec. 14, 1997, at Carolina

Game Without Touchdown

BY PACKERS — Dec. 12, 2010, at Detroit

BY OPPONENT — Oct. 16, 2011, vs. St. Louis

50 Points, Game

BY PACKERS — 55, Dec. 23, 2012, vs. Tennessee

BY OPPONENT — 51, Nov. 24, 2008, at New Orleans

40 Points, Game

BY PACKERS — 44, Oct. 27, 2013, at Minnesota

BY OPPONENT — 40, Nov. 28, 2013, at Detroit

500 Yards Total Offense

BY PACKERS — 580, Sept. 15, 2013, vs. Washington

BY OPPONENT — 561, Nov. 28, 2013, at Detroit

Tie Game

Green Bay 26, Minnesota 26, Nov. 24, 2013

SEATTLE 36, GREEN BAY 16

CenturyLink Field, Thursday, Sept. 4, 2014. Attendance: 68,424. Time: 2:56. Weather: 71° F, Humidity: 52 percent, Wind: NW 11

GAME 1

SEATTLE -- The Super Bowl champion Seattle Seahawks started 2014 the same way they finished last season, with a convincing win. Marshawn Lynch rushed for 110 yards and a pair of touchdowns. Percy Harvin had 100 combined yards rushing and receiving, and the Seahawks stifled Aaron Rodgers' up-tempo offense in a 36-16 win over the Green Bay Packers to kick off the regular season.

The Seahawks unveiled the first Super Bowl banner in franchise history during a bitter pregame ceremony and then began the process of trying to beat the first team in a decade to repeat.

Russell Wilson was outstanding in the first half, including a 53-yard touchdown pass to Ricardo Lockette. Harvin got touches as a receiver, running back and returner. He was used all over the field in different formations after never being fully healthy in his first season with Seattle.

Wilson finished 19 of 28 for 191 yards passing and Lynch was at his best. Pete Carroll said earlier this week that Lynch appeared in the best shape of his career, and it showed. Lynch averaged 5.3 yards per carry and topped 100 yards for the 20th time in the regular season since joining the Seahawks in 2010.

Lynch ran for 1,257 yards and 12 touchdowns last season, barreled through a trio of Packers for the TD with 3:41 left before halftime to give the Seahawks a 17-0 lead and added a second TD run on the first play of the fourth quarter.

Seattle had 207 yards rushing as a team and won for the 18th time in its last 20 regular-season home games. Harvin finished with 11 offensive touches, including four rushes for 41 yards.

Rodgers finished 23 of 33 for 189 yards and was isolated to one side of the field. He looked almost exclusively for Jordy Nelson matched up against Byron Maxwell and never threw in Richard Sherman's direction. Nelson finished with nine receptions, but Maxwell came up with a third-quarter interception on a pass that deflected off Nelson's hands.

The most action for Sherman came in the first half when he accidentally blocked Davon House into Earl Thomas on a punt return causing a fumble recovered by the Packers.

But Seattle's defense did its part. They sacked Rodgers three times, taking advantage of a knee injury suffered by right tackle Bryan Bulaga in the second quarter. His replacement, Derek Sherrod, gave up a fourth-down sack to Cliff Avril to end one drive inside Seattle territory. Following a Seattle punt, Sherrod was beaten by Michael Bennett on Green Bay's next offensive snap. Rodgers was stripped and Sherrod fell on the tumble in the end zone for a safety and a 22-10 lead.

Nine plays later, Lynch walked in from the 3-yard line for a 29-10 Seahawks lead. Rodgers threw a 3-yard TD pass to Randall Cobb in the fourth quarter, but Wilson closed out the victory with a 13-play drive that ate up seven minutes and was capped by a 15-yard TD pass to Derrick Coleman on fourth down with 2:31 left.

Eddie Lacy was mostly a non-factor with 34 yards rushing on 12 carries and left in the fourth quarter to be evaluated for a concussion. Seattle linebacker Bobby Wagner tied a career high with 14 tackles.

OFFICIALS -- Referee: John Perry (132); Umpire: Mark Pells (131); Head Linesman: Derek Bowers (74); Line Judge: Julian Mapp (10); Side Judge: Joe Larrew (73); Field Judge: Jon Luncheon (69); Back Judge: Perry Paganelli (46); Replay Official: Bob McGrain

Green Bay Packers

Offense	Defense
WR 95 D.Jones	LDE 89 D.Baldwin
LT 69 D.Bakhtiari	LT 76 R.Okung
LG 71 J.Shton	RDE 77 J.Carpenter
C 63 C.Linsley	LOB 52 C.Matthews
RG 70 T.Lang	RB 64 J.Sweezy
RT 75 B.Bulaga	MLB 54 B.Wagner
TE 89 J.Rodgers	ROLB 56 J.Pepers
WR 18 R.Cobb	ROB 38 T.Williams
WR 11 J.Bokvin	WR 37 S.Shields
RB 12 A.Rodgers	SS 42 M.Burnett
RB 27 E.Lacy	FS 33 M.Hyde

Seattle Seahawks

Offense	Defense
WR 89 D.Baldwin	LDE 72 M.Bennett
LT 76 R.Okung	LDT 94 K.Williams
RDE 77 J.Carpenter	RDT 92 B.Mebane
LOB 52 C.Matthews	R 60 M.Unger
RB 64 J.Sweezy	MLB 54 B.Wagner
MLB 54 B.Wagner	OLB 50 K.Wright
ROLB 56 J.Pepers	RT 86 J.Britt
ROB 38 T.Williams	TE 25 R.Sherman
WR 37 S.Shields	WR 11 P.Harvin
SS 42 M.Burnett	ROB 41 B.Maxwell
FS 33 M.Hyde	SS 31 K.Chancellor
	TE 29 E.Thomas
	CB 20 L.Lane

GREEN BAY SUBSTITUTIONS -- K 2 M.Crosby, P 8 T.Masthay, WR 17 D.Adams, S 21 H.Cinton-Dix, CB 24 J.Bush, RB 26 D.Harris, S 28 S.Richardson, CB 29 C.Hayward, FB 30 J.Kain, CB 31 D.House, RB 54 A.Starks, LB 53 N.Perry, LB 55 A.Mulumba, LB 57 J.Litton, LB 58 S.Barrington, LS 61 B.Goode, G 65 L.Taylor, T 78 D.Sherrod, TE 82 R.Taylor, DT 93 J.Boyd, LB/DE 96 M.Neal, **Did Not Play** -- OB 10 M.Flynn, G 72 G.Gerhart, **INACTIVES** -- OB 16 S.Tolzien, CB 39 D.Goodson, LB 54 C.Bradford, DT 64 M.Pennel, WR 83 J.Janis, TE 86 B.Boestek, LB 91 J.Elfricit.

FIELD GOALS (made / & missed)

Team	Qtr	Time	Play Description (Extra Point) (Drive Info)	Yds	Result
Green Bay Packers			S.Hauschka	1	7
Seattle Seahawks			S.Hauschka	3	14

GREEN BAY DEFENSIVE STATISTICS (official)

Team	UT	A	TEL	IT	Sck	QBH	FF	EB	Int	PD
Green Bay Packers	6	2	0	8	0-0	0	0	0	0	0
Seattle Seahawks	5	3	1	7	0-0	0	0	0	0	1

Green Bay Packers											Seattle Seahawks																			
RUSHING	ATT	YDS	AVG	LG	TD	PASSING	ATT	CMP	YDS	SK/YD	TD	LG	INT	RT	RUSHING	ATT	YDS	AVG	LG	TD	PASSING	ATT	CMP	YDS	SK/YD	TD	LG	INT	RT	
J.Starks	7	37	5.3	12	0	A.Rodgers	33	23	189	3/14	1	23	1	81.5	M.Lynch	20	110	5.5	21	2	R.Wilson	28	19	191	1/0	2	331	0	110.9	
E.Lacy	12	34	2.8	15	0	Total	33	23	189	3/14	1	23	1	81.5	P.Harvin	4	41	10.3	16	0	J.Ryan	2	66	33.0	33.0	0	2	39	0	39
D.Harris	1	7	7.0	7	0	J.Nelson	6	6	83	9/2	1	16	1	8.0	B.Walters	1	3	3.0	3	0	E.Thomas	1	0	0	0	0	0	0	0	0
J.Kuhn	1	2	2.0	2	0	A.Quarless	3	3	58	8/7	1	18	1	8.0	R.Tolbert	3	14	4.7	24	0	P.Harvin	3	60	20.0	0	0	0	0	0	
Total	21	80	3.8	21	1	J.Starks	2	2	11	3/7	1	12	0	6.0	D.Coleman	2	38	19.0	37	0	M.Bennett	0	0	0	0	0	0	0	0	
						Total	2	2	11	3/7	1	11	0	6.0	M.Lynch	1	14	14.0	14	0	Total	2	1	1	0	0	1	0	0	0

Green Bay Packers											Seattle Seahawks																					
FUMBLES	Fum	Lost	Rec	Yds	TD	FF	Rec	Yds	TD	Bds	FUMBLES	Fum	Lost	Rec	Yds	TD	FF	Rec	Yds	TD	Bds	FUMBLES	Fum	Lost	Rec	Yds	TD	FF	Rec	Yds	TD	Bds
A.Rodgers	1	0	0	0	0	0	0	0	0	0	P.Harvin	1	0	0	0	0	0	0	0	0	0	E.Thomas	1	1	0	0	0	0	0	0	0	
D.Sherrod	0	0	0	0	0	0	0	0	0	0	M.Bennett	0	0	0	0	0	0	0	0	0	0	Total	2	1	1	0	0	1	0	0	0	
C.Matthews	0	0	0	0	0	0	0	0	0	0	Total	1	0	0	0	0	0	0	0	0	0	Total	2	1	1	0	0	1	0	0	0	
H.Cinton-Dix	1	0	1	0	0	1	1	0	0	0																						

TOTAL FIRST DOWNS Green Bay Packers 19, Seattle Seahawks 25
NET YARDS PASSING Green Bay Packers 175, Seattle Seahawks 191
NET YARDS RUSHING Green Bay Packers 80, Seattle Seahawks 207
NET YARDS Green Bay Packers 255, Seattle Seahawks 398
FOURTH-DOWN EFFICIENCY Green Bay Packers 0-1-0%, Seattle Seahawks 1-1-100%
THIRD-DOWN EFFICIENCY Green Bay Packers 6-12-50%, Seattle Seahawks 4-11-36%
By Passing Green Bay Packers 13, Seattle Seahawks 8
By Penalty Green Bay Packers 2, Seattle Seahawks 4
Average gain per offensive play Green Bay Packers 4.5, Seattle Seahawks 6.0
Total Offensive Plays Green Bay Packers 57, Seattle Seahawks 66
Average gain per rushing play Green Bay Packers 2.1, Seattle Seahawks 3.7
Total Rushing Plays Green Bay Packers 21, Seattle Seahawks 37
Average gain per rushing play Green Bay Packers 3.8, Seattle Seahawks 5.6
Tackles for a loss-number and yards Green Bay Packers 1-2, Seattle Seahawks 0-0
NET YARDS PASSING Green Bay Packers 175, Seattle Seahawks 191
Times thrown -yards lost att. to pass Green Bay Packers 3-14, Seattle Seahawks 1-0
Gross yards passing Green Bay Packers 189, Seattle Seahawks 191
PASS ATT-COMP-INT Green Bay Packers 33-23-1, Seattle Seahawks 28-19-0
Average gain per pass play Green Bay Packers 4.9, Seattle Seahawks 6.6
KICKOFFS Number-In Ez-Touchbacks Green Bay Packers 5-4-2, Seattle Seahawks 7-7-3
PUNTS Number and Average Green Bay Packers 4-38.3, Seattle Seahawks 2-33.0
Had Blocked Green Bay Packers 0, Seattle Seahawks 0



2014 UPDATED BIOGRAPHIES

THROUGH WEEK 1

17 Davante Adams, WR, Rookie, Fresno State

- Was tied for second on the team with six receptions for 85 yards (14.2 avg.) and a TD in the preseason.
 - Led the nation in receptions (131) and receptions per game (10.1), while ranking second in the country in receiving yards (1,718) and receiving yards per game (132.2) as a sophomore in 2013.
 - Caught 24 TD passes in '13, eight more than any player in the country and the most in school and Mountain West Conference history.
 - Set Fresno State career records for receptions (233) and TD catches (38), despite playing just two seasons for the Bulldogs.
- ▶ **at Seattle Seahawks (9/4):** Saw time on offense and special teams, appearing on nine offensive snaps and nine plays on special teams.

69 David Bakhtiari, T, 2nd Year, Colorado

- Started every game at left tackle for the Packers in 2013, becoming the first rookie to do so for Green Bay since the league went to a 16-game schedule in 1978.
 - By starting at San Francisco last season in Week 1, he became just the fourth Green Bay rookie to start the season opener at LT since the 1970 AFL-NFL merger and the first since Ken Ruettggers in 1985.
 - Was the only NFL rookie to start all 16 games at left tackle in 2013.
- ▶ **at Seattle Seahawks (9/4):** Opened at LT, his 17th consecutive start at the position, and played all 62 snaps.

58 Sam Barrington, LB, 2nd Year, South Florida

- Appeared in seven games as a rookie in 2013, seeing time exclusively on special teams, before sustaining a season-ending hamstring injury vs. Chicago in Week 9.
 - Registered three tackles on special teams last season.
- ▶ **at Seattle Seahawks (9/4):** Saw 18 snaps on special teams.

86 Brandon Bostick, TE, 2nd Year, Newberry

- Appeared in 11 games in 2013 and posted a 17.1-yard receiving average on his seven receptions.
 - Was tied for No. 4 on the team last season with seven tackles on special teams.
 - Participated in the Packers' rookie orientation camp on a tryout basis in May 2012 before he was signed by the club later that month. Spent the entire '12 season on Green Bay's practice squad.
- ▶ **at Seattle Seahawks (9/4):** Inactive due to a fibula injury sustained at St. Louis (Aug. 16) during the preseason.

93 Josh Boyd, DT, 2nd Year, Mississippi State

- Appeared in nine games as a rookie in 2013, seeing increased playing time down the stretch as he was active for the final seven contests.
 - Posted eight tackles (four solo) on the season, with an additional two tackles (one solo) in the NFC Wild Card game vs. San Francisco.
- ▶ **at Seattle Seahawks (9/4):** Posted a solo tackle, a QB hit and a pressure.

11 Jarrett Boykin, WR, 3rd Year, Virginia Tech

- Played in all 16 games with eight starts in 2013 and registered career highs in receptions (49), receiving yards (681) and receiving TDs (three).
 - Ranked No. 2 on the team in all three receiving categories over the final 11 games in '13 with 48 catches for 638 yards (13.3 avg.) and three TDs.
 - Signed by Green Bay on May 14, 2012, after participating in the team's rookie orientation camp on a tryout basis. Had signed with Jacksonville earlier in the month as a non-drafted free agent before being released on May 8.
- ▶ **at Seattle Seahawks (9/4):** Started as the Packers opened the game with three wideouts...Appeared on 49 offensive plays and seven on special teams.

54 Carl Bradford, LB, Rookie, Arizona State

- Earned first-team All-Pacific-12 honors at defensive end as a junior in

2013 after recording 61 tackles (45 solo), including 19 tackles for a loss, 8½ sacks, three forced fumbles, an interception that he returned for a TD and five passes defended.

- Won the Curley Culp Outstanding Defensive Lineman Award at the Sun Devils' team banquet in 2013.
 - Posted 40.5 tackles for a loss over his final two seasons at Arizona State (2012-13), which was tied for fourth in the country over that span.
- ▶ **at Seattle Seahawks (9/4):** Inactive (healthy scratch).

75 Bryan Bulaga, T, 5th Year, Iowa

- Started 33 contests at right tackle in his first three seasons as a pro (2010-12).
 - Was sidelined for the entire 2013 campaign after sustaining a season-ending knee injury in the team's annual Family Night scrimmage on Aug. 3.
 - Opened the final 12 games of 2010 and the entire postseason at RT after taking over for injured veteran Mark Tauscher, the most regular-season starts at the time by a Packers rookie tackle since Tauscher's 14 in 2000.
 - Named to the *Pro Football Weekly*/PFWA All-Rookie team in 2010.
- ▶ **at Seattle Seahawks (9/4):** Started at RT, his first regular-season game action since Week 10 of 2012 (vs. Arizona)...Left the game early in the second quarter after spraining his knee, and did not return.

42 Morgan Burnett, S, 5th Year, Georgia Tech

- Started each of the final 13 games in 2013, posting 106 tackles (77 solo), nine passes defended and a career-high and team-leading three fumble recoveries, one of which he returned for his first career TD.
 - Has started 46 games between the two safety positions since the start of 2011.
 - In 2010, joined Tom Flynn (1984) and Nick Collins (2005) as the only Green Bay rookies to open the season as a starter at safety since the 1970 AFL-NFL merger.
- ▶ **at Seattle Seahawks (9/4):** Appeared on all 70 defensive snaps and tied for the team lead with eight tackles (six solo).

24 Jarrett Bush, CB, 9th Year, Utah State

- Tallied a double-digit tackle total on special teams for seven consecutive seasons (2006-12), becoming the first Packer to accomplish that feat since the statistic began being recorded by the team in 1976.
 - Played in all 16 games for five straight seasons (2008-12), and saw a streak of 92 consecutive games played (including playoffs) snapped when he suffered a hamstring injury in Week 2 last season.
 - Has been voted by teammates as a playoff captain each of the last four postseasons, earning selection each time as one of the two representatives for the special teams units.
- ▶ **at Seattle Seahawks (9/4):** Saw 19 snaps on special teams, which was tied for the second most on the team...Recorded two tackles on special teams.

21 Ha Ha Clinton-Dix, S, Rookie, Alabama

- Registered eight tackles (seven solo), a sack and a pass defended in the preseason.
 - Was a consensus All-America selection in 2013 as a junior, earning first-team recognition from *The Associated Press*, the Football Writers Association of America and *Sporting News*.
 - Played in 38 games with 20 starts in his three seasons at Alabama and registered 100 tackles (58 solo), including four tackles for a loss, seven interceptions, a forced fumble and 17 passes defended.
 - Led the Southeastern Conference with a career-high five INTs as a sophomore in 2012.
- ▶ **at Seattle Seahawks (9/4):** Saw 40 snaps on defense and 19 on special teams in his pro debut, and made an impact in both phases...Became the first Packer (since 1982) to register a sack and a fumble recovery in his NFL debut...Chased down QB Russell Wilson for a zero-yard sack on Seattle's opening drive...Later in the quarter, recovered a fumble at the Seattle 34 after Seahawks S Earl Thomas muffed the catch on a Tim

Masthay punt, a turnover that helped set up FB John Kuhn's 2-yard TD run...Finished the game with six tackles (four solo) and a pass defended.

18 Randall Cobb, WR, 4th Year, Kentucky

- Was limited to just six games in 2013 due to a knee injury. Through Week 6, led the team in receptions with 29 and ranked No. 2 in receiving yards with 378.
 - Set a franchise single-season record with a league-high 2,342 combined net yards in 2012, topping the previous team mark of 2,250 yards by RB Ahman Green in 2003.
 - With 954 receiving yards and 964 kickoff return yards in 2012, became the first player in NFL history to post 900-plus yards in each category in the same season.
 - Ranked No. 2 in the NFL in kickoff return average (27.7) in 2011, setting a franchise rookie record with 941 kickoff return yards on the season.
- ▶ **at Seattle Seahawks (9/4):** Finished with six receptions for 58 yards (9.7 avg), including a 3-yard TD grab in the fourth quarter...Handled punt-return duties, but did not have any returns (two fair catches).

2 Mason Crosby, K, 8th Year, Colorado

- Set an NFL record with 903 points in his first seven seasons (2007-13), topping the previous league record held by Indianapolis K Mike Vanderjagt (874, 1998-2004).
 - With 907 career points, ranks No. 2 on the all-time franchise scoring list behind only K Ryan Longwell (1,054).
 - Is one of only three players in NFL history to register three or more 140-point seasons (Stephen Gostkowski, David Akers).
 - Has kicked the five longest field goals in franchise history (58-yarder in 2011, two 57-yarders in 2013, 56-yarders in 2010 and 2011).
 - Set a franchise record with 23 consecutive field goals made (Week 13, 2010-Week 12, 2011), topping Chris Jacke's mark of 17 straight in 1993.
- ▶ **at Seattle Seahawks (9/4):** Connected on his lone field-goal attempt of the evening, a 23-yarder in the second quarter, to bring his streak of consecutive regular-season field goals made to 15 (ties Chris Jacke, 1989-90, for the third-longest streak in franchise history)...Also marked his franchise-record 16th straight regular-season game with at least one field goal, surpassing Longwell's record of 15 (2004-05)...Added two touchbacks on four kickoffs.

76 Mike Daniels, DT, 3rd Year, Iowa

- Emerged as a force in his second season in 2013, tying for sixth in the NFL among DTs with 6.5 sacks, the most in a season by a Green Bay defensive lineman since DT B.J. Raji posted the same total in 2010.
 - Appeared in 14 games as a rookie in 2012 and finished with 19 tackles (11 solo), two sacks, a team-high two fumble recoveries (one for a TD) and a pass defended.
- ▶ **at Seattle Seahawks (9/4):** Started at RDE and registered a career-high eight tackles (five solo), which was tied for the team lead.

91 Jayrone Elliott, LB, Rookie, Toledo

- Led the NFL with five sacks in the preseason, highlighted by a three-sack effort at St. Louis (Aug. 16).
 - Earned first-team All-Mid-American Conference honors as a senior in 2013 after recording 70 tackles (43 solo) and team highs in tackles for a loss (14), sacks (nine) and forced fumbles (five).
- ▶ **at Seattle Seahawks (9/4):** Inactive (healthy scratch).

10 Matt Flynn, QB, 7th Year, Louisiana State

- Played for the Packers and the Raiders in 2013, starting a career-high five games on the season, with four of those starts coming with Green Bay (Weeks 13-16).
- Led the Packers to a 37-36 win last season at Dallas in Week 15 after trailing 26-3 at the half, matching the largest comeback in franchise history (23 points vs. Los Angeles Rams, Sept. 12, 1982).
- Served as the No. 2 quarterback for Green Bay behind Aaron Rodgers from 2008-11.
- Threw for 480 yards and six TDs for Green Bay in the 2011 season

finale vs. Detroit, franchise records at the time that were later matched by Rodgers.

▶ **at Seattle Seahawks (9/4):** Dressed as the No. 2 quarterback, but did not play.

61 Brett Goode, LS, 7th Year, Arkansas

- One of only two Packers (K Mason Crosby) to appear in all 96 regular-season games from 2008-13.
 - Has snapped for all five of the longest field goals in franchise history (all by Crosby).
 - Has registered 12 tackles on special teams and a fumble recovery during his career.
 - Was originally signed as injury replacement for rookie LS J.J. Jansen following the 2008 preseason finale.
- ▶ **at Seattle Seahawks (9/4):** Handled snapping duties for all punts and placements.

39 Demetri Goodson, CB, Rookie, Baylor

- Earned honorable mention All-Big 12 recognition as a senior in 2013, appearing in 11 games with 10 starts and recording career highs in tackles (26), interceptions (three) and passes defended (16).
 - Played in just eight games during his first two seasons at Baylor (2011-12), sustaining season-ending injuries both of those years.
 - Played basketball for three seasons (2008-11) at Gonzaga, starting 68 of 69 games in his final two years for the Zags.
- ▶ **at Seattle Seahawks (9/4):** Inactive due to a concussion sustained in the preseason finale vs. Kansas City (Aug. 28).

98 Letroy Guion, DT, 7th Year, Florida State

- Signed with Green Bay as a free agent in March 2014 after spending his first six seasons in the league with the Minnesota Vikings, where he appeared in 68 games with 31 starts.
 - Started all 28 games he appeared in for the Vikings over the past two seasons (2012-13), recording 72 tackles (32 solo) and three sacks over that span.
 - Was the only Viking to block a field goal in both 2011 and 2012 (49-yard attempt vs. Oakland, Nov. 20, 2011; 43-yard attempt vs. San Francisco, Sept. 23, 2012).
- ▶ **at Seattle Seahawks (9/4):** Started at NT in his Green Bay debut, appearing on 36 plays, and recorded three tackles (one solo).

26 DuJuan Harris, RB, 2nd Year, Troy

- Spent the 2013 season on injured reserve after reinjuring his knee in a preseason game vs. Seattle on Aug. 23.
 - Played in the final four regular-season games and both playoff contests for Green Bay in 2012 after originally joining the team as a member of the practice squad on Oct. 24.
 - In six games in 2012 (including playoffs), rushed for 257 yards and four TDs on 62 carries (4.1 avg.), with nine catches for 81 yards (9.0 avg.). Posted rushing TDs in both of Green Bay's playoff games that season, tying a team record for most consecutive playoff games with a rushing TD.
- ▶ **at Seattle Seahawks (9/4):** Returned two kickoffs for 40 yards (20.0 avg.) and had one carry for 7 yards.

50 A.J. Hawk, LB, 9th Year, Ohio State

- Ranks No. 1 in franchise history (since 1975) with 1,032 tackles, having surpassed John Anderson (1,020 from 1978-89) for the team mark in the 2013 regular-season finale.
 - Has posted 100-plus tackles in four consecutive seasons (2010-13) and in seven of his eight years in the NFL (2006-08, 2010-13).
 - Has led the team in tackles five times during his career (2006, 2008, 2010, 2012-13), which ties LB Nick Barnett for the franchise record (since 1975).
 - Appeared in 126 of a possible 128 regular-season games in his first eight seasons (2006-13), starting 123 of them.
- ▶ **at Seattle Seahawks (9/4):** Started at BLB and led the linebackers with seven tackles (five solo)...Added a QB hit and a pressure.

29 Casey Hayward, CB, 3rd Year, Vanderbilt

- Burst onto the scene in 2012, leading all NFL rookies with his team-high six INTs and finishing third in the voting for Defensive Rookie of the Year by *The Associated Press*.
 - Became the first Green Bay CB ever to be named to the *Pro Football Weekly*/PFWA All-Rookie team (est. 1974) and was chosen as the league's Defensive Rookie of the Year by ProFootballFocus.com.
 - Battled a nagging hamstring injury that limited him to just three games in 2013.
- ▶**at Seattle Seahawks (9/4):** Registered two solo tackles on defense.

31 Davon House, CB, 4th Year, New Mexico State

- Appeared in all 16 games in 2013 and posted career highs in every statistical category, posting personal bests in tackles (32) and solo tackles (26).
 - Recorded his first career INT and tied previous career highs with 13 passes defended and a sack.
 - Also emerged as a more consistent contributor on special teams in 2013, leading the club with a career-high 12 tackles on the coverage units.
- ▶**at Seattle Seahawks (9/4):** Played 18 snaps on special teams... Charged down the field to cover a Tim Masthay punt in the first quarter and was blocked into the returner, S Earl Thomas, as Thomas muffed the catch and S Ha Ha Clinton-Dix recovered the fumble at the Seattle 34.

33 Micah Hyde, DB, 2nd Year, Iowa

- Appeared in all 16 games with three starts as a rookie in 2013 and posted 54 tackles (38 solo), four passes defended, a sack and a forced fumble.
 - Led all of the club's rookies in tackles, solo tackles, passes defended and forced fumbles.
 - Posted a 12.3-yard punt return average in 2013 (No. 5 in the NFL), and a 93-yard TD return at Minnesota in Week 8 that is tied for the fourth-longest in team history.
- ▶**at Seattle Seahawks (9/4):** Started at FS, his first pro start at safety, and posted four tackles (two solo).

83 Jeff Janis, WR, Rookie, Saginaw Valley State

- Finished his career at Saginaw Valley State as the school's all-time leader in receptions (241), receiving yards (4,274) and receiving TDs (46).
 - Was twice named the Great Lakes Intercollegiate Athletic Conference's Offensive Back of the Year, earning the award as a junior and senior.
 - As a senior in 2013, caught 83 passes for 1,572 yards (18.9 avg.) and 14 TDs, including a career-high eight 100-yard receiving games.
- ▶**at Seattle Seahawks (9/4):** Inactive (healthy scratch).

59 Brad Jones, LB, 6th Year, Colorado

- Has started 22 games over the past two seasons at ILB after making the transition from OLB prior to the start of the 2012 campaign.
 - In 2013, entered the season as a starter for the first time since 2010 and opened a career-high 12 games at "Mack" LB.
 - Finished the season third on the team with 98 tackles (73 solo), three sacks, two passes defended, a forced fumble and the first fumble recovery of his career.
- ▶**at Seattle Seahawks (9/4):** Started at MLB and registered six tackles (four solo).

95 Datone Jones, DE, 2nd Year, UCLA

- One of four Packers rookies to appear in all 16 games as a rookie in 2013, joining T David Bakhtiari, S Chris Banjo and CB Micah Hyde.
 - Finished with 19 tackles (10 solo), 3½ sacks and a fumble recovery. Also blocked an extra point attempt on special teams.
 - His sack total led all Packers rookies and he was one of only two Green Bay rookies to recover a fumble.
- ▶**at Seattle Seahawks (9/4):** Opened at LDE, his first career NFL start, and recorded a career-high five tackles (four solo).

30 John Kuhn, FB, 9th Year, Shippensburg

- Has played in 108 games with the Packers since 2007, the most by an offensive player on the team over that span.
 - Selected to the Pro Bowl in 2011, he became the first Green Bay fullback to be honored since William Henderson in 2004.
 - Also earned second-team All-Pro recognition from *The Associated Press* in '11.
 - Has played in 108 of 113 games (119 of 124 including playoffs) during his seven-plus seasons in Green Bay.
 - Has scored a touchdown each of the last five postseasons (2009-13), the only player in the NFL to accomplish the feat over that span.
- ▶**at Seattle Seahawks (9/4):** Saw eight plays on offense and eight on special teams, scoring on a 2-yard run up the middle late in the first quarter to put the Packers up 7-3.

27 Eddie Lacy, RB, 2nd Year, Alabama

- Set franchise rookie records in 2013 for rushing yards (1,178), rushing TDs (11) and rushing attempts (284), and tied the team rookie mark for 100-yard rushing games (four).
 - Was named the NFL Offensive Rookie of the Year by *The Associated Press*, joining RB John Brockington (1971) as the only Packers to win the award since its inception in 1957.
 - Was selected to the Pro Bowl as an injury replacement for Vikings RB Adrian Peterson, the first Green Bay rookie RB to be named to the all-star game since Brockington in '71.
 - Led all NFL rookies in rushing yards in 2013 and finished No. 8 in the league among all players.
- ▶**at Seattle Seahawks (9/4):** Started in the season opener for the second straight year and rushed for 34 yards on 12 carries (2.8 avg.)...Added three receptions for 11 yards (3.7 avg.)...Left the game early in the fourth quarter due to a concussion.

70 T.J. Lang, G, 6th Year, Eastern Michigan

- Has started 48 games since 2011, which is tied for No. 1 on the team over that span (CB Tramon Williams).
 - In his first three seasons as a starter (2011-13), helped the Packers rank No. 3 in the NFL in scoring (29.4 ppg), No. 6 in total offense (388.2 ypg) and No. 4 in passing offense (275.9 ypg) over that span.
 - Has started 51 games as a pro, opening contests at four different positions (27 at LG, 17 at RG, five at RT, two at LT).
 - Saw the first action of his career at center in 2013 and has now played all five positions in a game during his NFL career.
- ▶**at Seattle Seahawks (9/4):** Started at RG and played all 62 snaps.

57 Jamari Lattimore, LB, 4th Year, Middle Tenn. State

- Has evolved into one of the club's core players on special teams, having played in 29 games over the past two seasons (2012-13) and posted 15 coverage tackles, two onside kick recoveries and a blocked punt over that span.
 - Was voted as one of six postseason captains by his teammates on the eve of the 2012 playoffs, joining CB Jarrett Bush as the two representatives for the special-teams units.
 - Made the transition from outside linebacker as a rookie in 2011 to the inside in 2012 and continues to provide depth at both positions.
- ▶**at Seattle Seahawks (9/4):** Appeared on a team-high 25 plays on special teams.

63 Corey Linsley, C, Rookie, Ohio State

- Was named first-team All-Big Ten by both the coaches and the media as a senior in 2013, helping the Buckeyes rank No. 5 in the nation in rushing (308.6 yards per game).
 - One of five team captains, he was part of an Ohio State line that helped the team set school records for points scored (637), yards per carry (6.8), touchdowns (87) and TD passes (38) in '13.
- ▶**at Seattle Seahawks (9/4):** Became the first Green Bay rookie to open at center in Week 1 since the 1970 AFL-NFL merger...Became the first NFL rookie drafted in the fifth round or later to start at center in the

season opener since Philadelphia's Jason Kelce in 2011...Appeared on all 62 offensive snaps.

8 Tim Masthay, P, 5th Year, Kentucky

- Ranks No. 1 in team history (min. 150 attempts) in both career gross punting average (44.2) and career net punting average (38.5).
- Set a franchise record (since 1976) with a 38.95-yard net punting average in 2013, and now holds the top four single-season marks (2010-13) in team annals.
- Holds two of the top four single-season gross punting averages in team history (44.6 in 2013).
- Ranks No. 2 in team annals (since 1976) for the most career punts placed inside the 20 with 101, trailing only Hentrich's mark of 104.
- ▶ **at Seattle Seahawks (9/4):** Punted four times on the evening and posted a 38.3-yard gross average and a net average of 37.5...Booted a 57-yarder in the fourth quarter and placed one punt inside the 20...Also kicked off once on the evening.

52 Clay Matthews, LB, 6th Year, Southern California

- Ranks fifth in franchise history with 50.0 career sacks.
- Became the first player in franchise history to earn Pro Bowl recognition in each of his first four seasons in the league (2009-12).
- Is the only player in franchise history to score a defensive TD (interception or fumble return) in each of his first three seasons in the league.
- Named first-team All-Pro by *The Associated Press* in 2010, the first Green Bay LB to earn that honor since Tim Harris in 1989. Finished second to Pittsburgh safety Troy Polamalu in the AP's Defensive Player of the Year voting in 2010.
- ▶ **at Seattle Seahawks (9/4):** Brought down WR Percy Harvin for a 2-yard loss on a short pass early in the second quarter, also forcing a fumble on the play, one that Harvin recovered...Finished the game with five tackles (three solo) and a pressure.

55 Andy Mulumba, LB, 2nd Year, Eastern Michigan

- Appeared in 14 games with three starts as a rookie in 2013, recording 34 tackles (17 solo), a sack and a fumble recovery.
- One of three rookie free agents to make the opening-day roster last season, he was tied with CB Micah Hyde for the most starts by a Green Bay rookie on the defensive side of the ball with three.
- Was tied for No. 6 on the team with five tackles on special teams in 2013.
- ▶ **at Seattle Seahawks (9/4):** Saw seven snaps on special teams.

96 Mike Neal, LB/DE, 5th Year, Purdue

- Made the move from DE to a hybrid OLB/DE role in 2013 and established personal bests for games played (16), starts (10), tackles (61), solo tackles (39), sacks (five) and INTs (one).
- Appeared in 11 games in 2012, finishing with 18 tackles (10 solo) and ranking second on the team behind LB Clay Matthews with 4½ sacks.
- ▶ **at Seattle Seahawks (9/4):** Registered five tackles (three solo) and two pressures.

87 Jordy Nelson, WR, 7th Year, Kansas State

- Posted a career-high 85 catches for a career-best 1,314 yards (15.5 avg.) last season, becoming just the fourth player in franchise history to register 85-plus receptions and 1,300-plus receiving yards in the same season.
- Led the NFL with 19 catches of 25-plus yards in 2013, the most by a Green Bay player since STATS LLC began recording the statistic in 1994.
- Is tied for No. 6 in the league with 30 TD catches since 2011 and ranks No. 6 in the NFL (min. 125 receptions) over that span with a 16.4-yard receiving average.
- ▶ **at Seattle Seahawks (9/4):** Started and led the team with nine receptions for 83 yards (9.2 avg.), the most catches he has posted in a season opener...It marked his second straight game with nine or more receptions (a career-high 10 at Chicago in Week 17 in 2013).

64 Mike Pennel, DT, Rookie, Colorado State-Pueblo

- Finished his collegiate career at Colorado State-Pueblo after spending a year at Arizona State (2012) and two years at Scottsdale Community College (2010-11).
- Played in all 12 games with 10 starts at CSU-Pueblo as a senior in 2013 and recorded 36 tackles (15 solo), including six for a loss, three sacks, three forced fumbles, two fumble recoveries and four passes defended.
- ▶ **at Seattle Seahawks (9/4):** Inactive (healthy scratch).

56 Julius Peppers, LB, 13th Year, North Carolina

- Has been selected to the Pro Bowl eight times during his career (2004-06, 2008-12) and has been named first-team All-Pro by *The Associated Press* three times (2004, 2006, 2010).
- Was named to the NFL's All-Decade Team for the 2000s.
- Since entering the NFL in 2002, is tied for No. 2 in the league in sacks (118.5) and ranks No. 5 in forced fumbles (39).
- Has posted eight double-digit sack seasons since 2002, which is tied with Bears DE Jared Allen for No. 1 in the league over that span.
- ▶ **at Seattle Seahawks (9/4):** Recorded four tackles (all solo), a QB hit and a pressure in his Green Bay debut.

53 Nick Perry, LB, 3rd Year, Southern California

- Battled injuries in each of his first two seasons, but has been productive when healthy, tallying six sacks and three forced fumbles in 18 professional contests.
- Posted career highs in every statistical category in 2013, including games played (11), starts (six), tackles (42), solo tackles (22), sacks (four), forced fumbles (three) and passes defended (one).
- ▶ **at Seattle Seahawks (9/4):** Posted two solo tackles and a pass defended.

81 Andrew Quarless, TE, 5th Year, Penn State

- Moved into a starting role in 2013 in Week 8 following TE Jermichael Finley's season-ending neck injury and responded with career highs in every category, catching 32 passes for 312 yards (9.8 avg.) and two TDs.
- Was sidelined for the entire 2012 campaign as he continued his rehabilitation from a significant knee injury sustained at the N.Y. Giants in Week 13 of the 2011 season.
- Played in 23 games with five starts in his first two seasons (2010-11).
- ▶ **at Seattle Seahawks (9/4):** Didn't start, but saw action on 46 plays, the most by a Green Bay tight end...Caught three passes for 26 yards (8.7 avg.), highlighted by an 18-yard grab over the middle in the second quarter.

28 Sean Richardson, S, 3rd Year, Vanderbilt

- Spent the entire 2013 offseason recovering from a neck surgery that followed a late-season injury suffered in November 2012.
- Opened the 2013 campaign on the reserve/physically unable to perform list, but was activated and appeared in the final six games of the regular season and the playoff game.
- Posted 12 tackles (10 solo) and a pass defended from scrimmage in 2013, in addition to four coverage tackles on special teams.
- ▶ **at Seattle Seahawks (9/4):** Played 18 snaps on special teams and posted a career-high three tackles.

12 Aaron Rodgers, QB, 10th Year, California

- His career passer rating of 104.7 ranks No. 1 in NFL history (min. 1,500 attempts), more than seven points ahead of No. 2 Peyton Manning (97.2).
- Ranks No. 1 in league history in career INT percentage (1.77) and TD/INT ratio (3.57, 189/53) and ranks No. 3 in completion percentage (65.9) and yards/attempt (8.16).
- Is the only quarterback in league history to record a 100-plus passer rating in five consecutive seasons (2009-13).
- In 88 career regular-season starts (58-30 record), has posted 32 games with 300-plus passing yards, 47 without an interception (min. 15 attempts) and 51 with a 100-plus passer rating.
- In the franchise record books, holds four of the top five single-season

marks for passer rating (2009, 2011-13), two of the top three for passing TDs (2011-12), four of the top five for completion percentage (2010-13) and two of the top three for passing yards (2009, 2011).

► **at Seattle Seahawks (9/4):** Connected on 23 of 33 passes (69.7 percent) for 189 yards and a TD with one INT for an 81.5 passer rating.

89 Richard Rodgers, TE, Rookie, California

• Started all four preseason contests and caught four passes for 67 yards (16.8 avg.).

• Played tight end for his first two seasons before moving to inside receiver as a junior in 2013, where he caught a career-high 39 passes for a career-best 608 yards (15.6 avg.) and a TD.

• Led the Golden Bears with 11 receptions of 20-plus yards in 2013.

• Appeared in 35 games with 11 starts during his three seasons at Cal and finished with 59 receptions for 896 yards (15.2 avg.) and two TDs.

► **at Seattle Seahawks (9/4):** Became the first Green Bay rookie TE to start a season opener since Jackie Harris opened in a two-tight-end set in 1990...Left the game due to a neck injury sustained in the second quarter, but did return to action...Saw 20 snaps on offense.

78 Derek Sherrod, T, 4th Year, Mississippi State

• Appeared in seven regular-season games in 2013 after missing the entire '12 campaign as he continued his rehabilitation from the broken leg he sustained at Kansas City in Week 15 of 2011.

• Played in five games as a rookie in 2011 before seeing his debut campaign cut short by the injury.

► **at Seattle Seahawks (9/4):** Took over at RT early in the second quarter after Bryan Bulaga departed due to a sprained knee...Played the remainder of the game there, appearing on 42 snaps.

37 Sam Shields, CB, 5th Year, Miami

• Had his finest statistical season in 2013, setting new career highs for starts (14), tackles (64), solo tackles (57) and passes defended (a team-high 25), and tied his previous career best with four INTs.

• Entered the NFL as a non-drafted free agent and earned the nickel cornerback job in 2010 as a rookie despite playing defense for just one season in college.

• Has made four INTs in eight career playoff games, a total that ties him with CB Herb Adderley, DB Joe Laws, CB Craig Newsome, S Eugene Robinson and CB Tramon Williams for the most in franchise postseason history.

► **at Seattle Seahawks (9/4):** Appeared on all 70 defensive plays, recording three tackles (one solo) and a team-high two passes defended.

71 Josh Sitton, G, 7th Year, Central Florida

• Was named second-team All-Pro by *The Associated Press* last season, the first Green Bay offensive lineman to be honored by *AP* since G Marco Rivera (second team) in 2003.

• Made the transition to left guard in 2013, starting all 16 games there after spending his first five seasons at right guard for the Packers.

• Has started 79 of a possible 81 games since 2009, the most by a Packers offensive lineman over that span.

• Was named to his first career Pro Bowl in 2012, becoming the first Green Bay guard to be selected since Rivera in 2004.

► **at Seattle Seahawks (9/4):** Started at LG and appeared on all 62 offensive plays.

44 James Starks, RB, 5th Year, Buffalo

• Rushed for 493 yards and a career-high three TDs on 89 carries in 2013, an average of 5.54 yards per carry that ranked No. 1 in the NFL among players with 80-plus attempts.

• Was tied for No. 2 in the NFL last season with three TD runs of 20-plus yards, trailing only Eagles RB LeSean McCoy (four).

• Rushed for a team-high 1,326 yards over the past three seasons (2011-13), highlighted by his club-high 578 rushing yards in 2011.

• Posted a league-leading 315 rushing yards in the 2010 postseason, third most ever by a rookie RB in the postseason behind only Washington's

Timmy Smith (342 in 1987) and Baltimore's Jamal Lewis (338 in 2000).

► **at Seattle Seahawks (9/4):** Led the team with 37 yards on just seven carries (5.3 avg), adding two receptions for 11 yards (5.5 avg.).

65 Lane Taylor, G, 2nd Year, Oklahoma State

• One of three non-drafted rookie free agents to make Green Bay's opening-day roster in 2013, he went on to appear in 10 games last season.

• Played primarily on special teams but also saw limited action at right guard in his first season.

► **at Seattle Seahawks (9/4):** Saw limited action on special teams.

82 Ryan Taylor, TE, 4th Year, North Carolina

• Appeared in 45 regular-season games during his first three seasons (2011-13) as a pro and registered 23 tackles on special teams, No. 3 on the team over that span.

• Played in 14 games in 2013 and registered career highs in catches (six) and receiving yards (30).

• Appeared in all 16 contests in 2012 and finished fifth on the team with eight special teams tackles.

► **at Seattle Seahawks (9/4):** Appeared on 13 plays on special teams.

16 Scott Tolzien, QB, 4th Year, Wisconsin

• Was on Green Bay's practice squad for the first eight games in 2013 before being signed to the active roster, appearing in three games with two starts on the season.

• Threw for 339 yards in his first career start (at N.Y. Giants, Week 11), the most by a Green Bay QB in his first start with the team in franchise history. Posted 619 passing yards in his first two NFL games, the most in franchise history and the fourth most in NFL history.

• Was on San Francisco's 53-man roster for the 2011-12 seasons, but did not appear in a game for the 49ers.

► **at Seattle Seahawks (9/4):** Inactive (healthy scratch).

73 JC Tretter, C/G, 2nd Year, Cornell

• Spent the majority of his rookie campaign on reserve/physically unable to perform after sustaining a significant ankle injury during the first practice of Organized Team Activities in the spring.

• Returned to practice on Nov. 19 and was activated to the 53-man roster on Dec. 10. Was a gameday inactive for the final three regular-season games and the Packers' playoff contest.

► **at Seattle Seahawks (9/4):** Was placed on injured reserve/designated for return the day before the game.

38 Tramon Williams, CB, 8th Year, Louisiana Tech

• Has 19 interceptions since 2010 (including playoffs), which ranks No. 2 in the NFL over that span among active players (Richard Sherman, 20).

• Started all 16 games for the second consecutive season in 2013, extending his streak to 50 straight starts, dating back to Week 3 of the 2011 season.

• Ranked No. 1 in the NFL with a combined nine interceptions in 2010 (six in regular season, three in postseason).

• Posted 63 tackles, six interceptions and 23 passes defended on his way to being selected to his first Pro Bowl in 2010 as an injury replacement.

► **at Seattle Seahawks (9/4):** Played all 70 defensive snaps and registered three tackles (all solo) and a pass defended.

National Football League Game Summary

NFL Copyright © 2014 by The National Football League. All rights reserved. This summary and play-by-play is for the express purpose of assisting media in their coverage of the game; any other use of this material is prohibited without the written permission of the National Football League. Updated: 9/5/2014

Date: Thursday, 9/4/2014

Green Bay Packers at Seattle Seahawks
at CenturyLink Field, Seattle, WA

Start Time: 5:42 PM PDT

Game Day Weather

Game Weather: Sunny
Played Outdoor on Turf: FieldTurf

Temp: 71° F (21.7° C) Humidity: 52%, Wind: NW 11 mph
Outdoor Weather: Sunny,

Officials

Referee: Parry, John (132)	Umpire: Pellis, Mark (131)	Head Linesman: Bowers, Derick (74)
Line Judge: Mapp, Julian (10)	Side Judge: Larrew, Joe (73)	Field Judge: Lucivansky, Jon (89)
Back Judge: Paganelli, Perry (46)	Replay Official: McGrath, Bob ()	

Lineups

Green Bay Packers			Seattle Seahawks		
Offense		Defense	Offense		Defense
WR 87 J.Nelson		LDE 95 D.Jones	WR 89 D.Baldwin		LDE 72 M.Bennett
LT 69 D.Bakhtiari		NT 98 L.Guion	LT 76 R.Okung		LDT 94 K.Williams
LG 71 J.Sitton		RDE 76 M.Daniels	LG 77 J.Carpenter		RDT 92 B.Mebane
C 63 C.Linsley		LOLB 52 C.Matthews	C 60 M.Unger		RDE 56 C.Avril
RG 70 T.Lang		BLB 50 A.Hawk	RG 64 J.Sweezy		CB 20 J.Lane
RT 75 B.Bulaga		MLB 59 B.Jones	RT 68 J.Britt		MLB 54 B.Wagner
TE 89 R.Rodgers		ROLB 56 J.Peppers	TE 86 Z.Miller		OLB 50 K.Wright
WR 18 R.Cobb		LCB 38 T.Williams	WR 11 P.Harvin		LCB 25 R.Sherman
QB 12 A.Rodgers		RCB 37 S.Shields	QB 3 R.Wilson		RCB 41 B.Maxwell
RB 27 E.Lacy		SS 42 M.Burnett	TE 82 L.Willson		SS 31 K.Chancellor
WR 11 J.Boykin		FS 33 M.Hyde	RB 24 M.Lynch		FS 29 E.Thomas

Substitutions

K 2 M.Crosby, P 8 T.Masthay, WR 17 D.Adams, S 21 H.Clinton-Dix, CB 24 J.Bush, RB 26 D.Harris, S 28 S.Richardson, CB 29 C.Hayward, FB 30 J.Kuhn, CB 31 D.House, RB 44 J.Starks, LB 53 N.Perry, LB 55 A.Mulumba, LB 57 J.Lattimore, LB 58 S.Barrington, LS 61 B.Goode, G 65 L.Taylor, T 78 D.Sherrod, TE 81 A.Quarless, TE 82 R.Taylor, DT 93 J.Boyd, LB/DE 96 M.Neal

Substitutions

K 4 S.Hauschka, P 9 J.Ryan, WR 10 P.Richardson, WR 15 J.Kearse, WR 19 B.Walters, RB 22 R.Turbin, SS 23 J.Johnson, CB 28 M.Burley, CB 35 D.Shead, FB 40 D.Coleman, LS 49 C.Gresham, LB 51 B.Irvin, LB 52 B.Coyle, LB 53 M.Smith, LB 57 M.Morgan, G 63 S.Schilling, T 78 A.Bailey, T 79 G.Gilliam, WR 83 R.Lockette, DE 91 C.Marsh, DE 93 O.Schofield, DT 97 J.Hill, DT 99 T.McDaniel

Did Not Play

QB 10 M.Flynn, C 72 G.Gerhart

Did Not Play

QB 7 T.Jackson

Not Active

QB 16 S.Tolzien, CB 39 D.Goodson, LB 54 C.Bradford, DT 64 M.Pennel, WR 83 J.Janis, TE 86 B.Bostick, LB 91 J.Elliott

Not Active

CB 27 T.Simon, RB 33 C.Michael, LB 58 K.Pierre-Louis, WR 81 K.Norwood, TE 84 C.Helfet, WR 88 P.Bates, DE 98 G.Scruggs

Field Goals (made () & missed)

M.Crosby	(23)	S.Hauschka	(35) (20)
		1	2
VISITOR:	Green Bay Packers	7	3
HOME:	Seattle Seahawks	3	14
		0	4
		0	OT
		16	Total
		0	36

Scoring Plays

Team	Qtr	Time	Play Description (Extra Point) (Drive Info)	Visitor	Home
Seahawks	1	6:03	S.Hauschka 35 yd. Field Goal (11-48, 5:50)	0	3
Packers	1	1:25	J.Kuhn 2 yd. run (M.Crosby kick) (6-34, 3:07)	7	3
Seahawks	2	13:00	R.Lockette 33 yd. pass from R.Wilson (S.Hauschka kick) (6-80, 3:25)	7	10
Packers	2	6:52	M.Crosby 23 yd. Field Goal (12-79, 6:08)	10	10
Seahawks	2	3:41	M.Lynch 9 yd. run (S.Hauschka kick) (6-70, 3:11)	10	17
Seahawks	3	10:28	S.Hauschka 20 yd. Field Goal (4-6, 1:26)	10	20
Seahawks	3	4:42	D.Sherrod tackled in end zone by T.McDaniel for a Safety	10	22
Seahawks	4	14:55	M.Lynch 3 yd. run (S.Hauschka kick) (9-53, 4:47)	10	29
Packers	4	9:31	R.Cobb 3 yd. pass from A.Rodgers (pass failed) (10-82, 5:24)	16	29

National Football League Game Summary

NFL Copyright © 2014 by The National Football League. All rights reserved. This summary and play-by-play is for the express purpose of assisting media in their coverage of the game; any other use of this material is prohibited without the written permission of the National Football League. Updated: 9/5/2014

Seahawks 4 2:31 D.Coleman 15 yd. pass from R.Wilson (S.Hauschka kick) (13-80, 7:00)
Paid Attendance: 68,424

16 36
Time: 2:56

Green Bay Packers vs Seattle Seahawks
9/4/2014 at CenturyLink Field

Final Individual Statistics

Green Bay Packers

Seattle Seahawks

RUSHING	ATT	YDS	AVG	LG	TD	RUSHING	ATT	YDS	AVG	LG	TD
J.Starks	7	37	5.3	12	0	M.Lynch	20	110	5.5	21	2
E.Lacy	12	34	2.8	15	0	P.Harvin	4	41	10.3	16	0
D.Harris	1	7	7.0	7	0	R.Wilson	7	29	4.1	13	0
J.Kuhn	1	2	2.0	2	1	R.Turbin	6	27	4.5	7	0
Total	21	80	3.8	15	1	Total	37	207	5.6	21	2

PASSING	ATT	CMP	YDS	SK/YD	TD	LG	IN	RT	PASSING	ATT	CMP	YDS	SK/YD	TD	LG	IN	RT
A.Rodgers	33	23	189	3/14	1	23	1	81.5	R.Wilson	28	19	191	1/0	2	33	0	110.9
Total	33	23	189	3/14	1	23	1	81.5	Total	28	19	191	1/0	2	33	0	110.9

PASS RECEIVING	TAR	REC	YDS	AVG	LG	TD	PASS RECEIVING	TAR	REC	YDS	AVG	LG	TD
J.Nelson	14	9	83	9.2	16	0	P.Harvin	7	7	59	8.4	33	0
R.Cobb	9	6	58	9.7	23	1	Z.Miller	4	3	42	14.0	24	0
A.Quarless	4	3	26	8.7	18	0	D.Baldwin	5	3	14	4.7	6	0
E.Lacy	3	3	11	3.7	12	0	R.Lockette	3	2	38	19.0	33	1
J.Starks	3	2	11	5.5	11	0	D.Coleman	1	1	15	15.0	15	1
							M.Lynch	1	1	14	14.0	14	0
							J.Kearse	3	1	8	8.0	8	0
							L.Wilson	1	1	1	1.0	1	0
Total	33	23	189	8.2	23	1	Total	25	19	191	10.1	33	2

INTERCEPTIONS	NO	YDS	AVG	LG	TD	INTERCEPTIONS	NO	YDS	AVG	LG	TD
Total	0	0	0	0	0	B.Maxwell	1	21	21.0	21	0
						Total	1	21	21.0	21	0

PUNTING	NO	YDS	AVG	NET	TB	IN20	LG	PUNTING	NO	YDS	AVG	NET	TB	IN20	LG
T.Masthay	4	153	38.3	37.5	0	1	57	J.Ryan	2	66	33.0	33.0	0	2	39
Total	4	153	38.3	37.5	0	1	57	Total	2	66	33.0	33.0	0	2	39

PUNT RETURNS	NO	YDS	AVG	FC	LG	TD	PUNT RETURNS	NO	YDS	AVG	FC	LG	TD
R.Cobb	0	0	0.0	2	0	0	E.Thomas	2	3	1.5	0	3	0
							B.Walters	0	0	0.0	1	0	0
							[DOWNED]	1	0	0.0	0	0	0
Total	0	0	0.0	2	0	0	Total	2	3	1.5	1	3	0

KICKOFF RETURNS	NO	YDS	AVG	FC	LG	TD	KICKOFF RETURNS	NO	YDS	AVG	FC	LG	TD
M.Hyde	2	49	24.5	0	28	0	P.Harvin	3	60	20.0	0	31	0
D.Harris	2	40	20.0	0	21	0	[TOUCHBACK]	2	0	0.0	0	0	0
[TOUCHBACK]	3	0	0.0	0	0	0							
Total	4	89	22.3	0	28	0	Total	3	60	20.0	0	31	0

Green Bay Packers

FUMBLES	FUM	LOST	OWN-REC	YDS	TD	FORCED	OPP-REC	YDS	TD	OUT-BDS
A.Rodgers	1	0	0	0	0	0	0	0	0	0
D.Sherrod	0	0	1	0	0	0	0	0	0	0
C.Matthews	0	0	0	0	0	1	0	0	0	0
H.Clinton-Dix	0	0	0	0	0	0	1	0	0	0
Total	1	0	1	0	0	1	1	0	0	0

Seattle Seahawks

FUMBLES	FUM	LOST	OWN-REC	YDS	TD	FORCED	OPP-REC	YDS	TD	OUT-BDS
P.Harvin	1	0	1	0	0	0	0	0	0	0
E.Thomas	1	1	0	0	0	0	0	0	0	0
M.Bennett	0	0	0	0	0	1	0	0	0	0
Total	2	1	1	0	0	1	0	0	0	0

Final Team Statistics

	Visitor Packers	Home Seahawks
TOTAL FIRST DOWNS	19	25
By Rushing	4	13
By Passing	13	8
By Penalty	2	4
THIRD DOWN EFFICIENCY	6-12-50%	4-11-36%
FOURTH DOWN EFFICIENCY	0-1-0%	1-1-100%
TOTAL NET YARDS	255	398
Total Offensive Plays (inc. times thrown passing)	57	66
Average gain per offensive play	4.5	6.0
NET YARDS RUSHING	80	207
Total Rushing Plays	21	37
Average gain per rushing play	3.8	5.6
Tackles for a loss-number and yards	1-2	0-0
NET YARDS PASSING	175	191
Times thrown - yards lost attempting to pass	3-14	1-0
Gross yards passing	189	191
PASS ATTEMPTS-COMPLETIONS-HAD INTERCEPTED	33-23-1	28-19-0
Avg gain per pass play (inc.# thrown passing)	4.9	6.6
KICKOFFS Number-In End Zone-Touchbacks	5-4-2	7-7-3
PUNTS Number and Average	4-38.3	2-33.0
Had Blocked	0	0
FGs - PATs Had Blocked	0-0	0-0
Net Punting Average	37.5	33.0
TOTAL RETURN YARDAGE (Not Including Kickoffs)	0	24
No. and Yards Punt Returns	0-0	2-3
No. and Yards Kickoff Returns	4-89	3-60
No. and Yards Interception Returns	0-0	1-21
PENALTIES Number and Yards	8-65	4-69
FUMBLES Number and Lost	1-0	2-1
TOUCHDOWNS	2	4
Rushing	1	2
Passing	1	2
EXTRA POINTS Made-Attempts	1-2	4-4
Kicking Made-Attempts	1-1	4-4
Passing Made-Attempts	0-1	0-0
FIELD GOALS Made-Attempts	1-1	2-2
RED ZONE EFFICIENCY	2-3-67%	3-5-60%
GOAL TO GO EFFICIENCY	2-3-67%	2-3-67%
SAFETIES	0	1
FINAL SCORE	16	36
TIME OF POSSESSION	26:40	33:20

Green Bay Packers vs Seattle Seahawks
9/4/2014 at CenturyLink Field

Ball Possession And Drive Chart

Green Bay Packers

#	Time Recd	Time Lost	Time Poss	How Ball Obtained	Drive Began	# Play	Yds Gain	Yds Pen	Net Yds	1st Down	Last Scrm	How Given Up
1	15:00	11:53	3:07	Kickoff	GB 13	5	21	5	26	2	GB 39	Punt
2	6:03	4:32	1:31	Kickoff	GB 20	4	6	0	6	1	GB 26	Punt
3	4:32	1:25	3:07	Muffed Punt	SEA 34	6	34	0	34	3	* SEA 2	Touchdown
4	13:00	6:52	6:08	Kickoff	GB 16	12	35	44	79	3	* SEA 5	Field Goal
5	3:41	1:06	2:35	Kickoff	GB 20	6	35	0	35	2	SEA 45	Punt
6	12:06	11:54	0:12	Punt	GB 14	1	0	0	0	0	GB 14	Interception
7	10:28	7:01	3:27	Kickoff	GB 20	10	35	0	35	2	SEA 41	Downs
8	4:53	4:42	0:11	Punt	GB 10	1	-10	0	-10	0	GB 10	Safety
9	14:55	9:31	5:24	Kickoff	GB 18	10	92	-10	82	6	* SEA 3	Touchdown
10	2:31	1:33	0:58	Kickoff	GB 24	3	7	-10	-3	0	GB 21	Punt

(221) Average GB 22

Seattle Seahawks

#	Time Recd	Time Lost	Time Poss	How Ball Obtained	Drive Began	# Play	Yds Gain	Yds Pen	Net Yds	1st Down	Last Scrm	How Given Up
1	11:53	6:03	5:50	Punt	SEA 35	11	43	5	48	3	* GB 17	Field Goal
2	1:25	13:00	3:25	Kickoff	SEA 20	6	90	-10	80	3	GB 33	Touchdown
3	6:52	3:41	3:11	Kickoff	SEA 30	6	65	5	70	4	* GB 9	Touchdown
4	1:06	0:00	1:06	Punt	SEA 18	6	23	5	28	2	SEA 41	End of Half
5	15:00	12:06	2:54	Kickoff	SEA 14	6	33	0	33	2	SEA 47	Punt
6	11:54	10:28	1:26	Interception	GB 8	4	6	0	6	0	* GB 2	Field Goal
7	7:01	4:53	2:08	Downs	SEA 45	4	18	0	18	1	GB 37	Punt
8	4:42	14:55	4:47	Kickoff	SEA 47	9	53	0	53	5	* GB 3	Touchdown
9	9:31	2:31	7:00	Kickoff	SEA 20	13	70	10	80	5	* GB 15	Touchdown
10	1:33	0:00	1:33	Punt	SEA 22	3	-3	0	-3	0	SEA 20	End of Game

(343) Average SEA 34

*** inside opponent's 20**

Time of Possession by Quarter		1st	2nd	3rd	4th	OT	Total
Visitor	Green Bay Packers	7:45	8:43	3:50	6:22		26:40
Home	Seattle Seahawks	7:15	6:17	11:10	8:38		33:20
Kickoff Drive No.-Start Average		Packers: 7 - GB 19		Seahawks: 5 - SEA 26			

Play By Play

First Quarter

9/4/2014

SEA wins the coin toss and elects to defer. GB elects to Receive, and SEA elects to defend the north goal.

S.Hauschka kicks 71 yards from SEA 35 to GB -6. D.Harris to GB 13 for 19 yards (M.Morgan).

Green Bay Packers at 15:00, (1st play from scrimmage 14:56)

- 1-10-GB 13 (14:56) E.Lacy right tackle to GB 19 for 6 yards (K.Williams).
 2-4-GB 19 (14:30) E.Lacy left tackle to GB 22 for 3 yards (C.Avril, K.Wright).
PENALTY on SEA-M.Bennett, Defensive Offside, 5 yards, enforced at GB 19 - No Play.
 1-10-GB 24 (14:11) (Shotgun) E.Lacy up the middle to GB 39 for 15 yards (B.Wagner).
 1-10-GB 39 (13:32) (No Huddle) J.Starks right guard to GB 41 for 2 yards (K.Chancellor, K.Wright).
 2-8-GB 41 (13:06) (Shotgun) A.Rodgers pass short left to J.Nelson to GB 39 for -2 yards (K.Wright).
 3-10-GB 39 (12:30) (Shotgun) A.Rodgers sacked at GB 39 for 0 yards (O.Schofield).
 4-10-GB 39 (11:57) T.Masthay punts 29 yards to SEA 32, Center-B.Goode. E.Thomas to SEA 35 for 3 yards (S.Richardson).

X1

R2

Seattle Seahawks at 11:53

- 1-10-SEA 35 (11:53) R.Wilson pass short left to P.Harvin to SEA 39 for 4 yards (A.Hawk, M.Hyde).
 2-6-SEA 39 (11:20) M.Lynch left tackle to SEA 44 for 5 yards (J.Peppers).
 3-1-SEA 44 (10:44) (Shotgun) R.Wilson pass short right to P.Harvin to SEA 48 for 4 yards (M.Hyde, A.Hawk).
 1-10-SEA 48 (10:10) (Shotgun) R.Wilson pass short right to J.Kearse to GB 44 for 8 yards (A.Hawk; T.Williams).
 2-2-GB 44 (9:30) (Shotgun) R.Turbin left tackle to GB 44 for no gain (C.Matthews).
 3-2-GB 44 (8:51) (Shotgun) R.Wilson pass incomplete short left to Z.Miller (S.Shields).
 4-2-GB 44 (8:44) J.Ryan punts 32 yards to GB 12, Center-C.Gresham, fair catch by R.Cobb.
PENALTY on GB-M.Daniels, Running Into the Kicker, 5 yards, enforced at GB 44 - No Play.
 1-10-GB 39 (8:37) (Shotgun) P.Harvin right end pushed ob at GB 26 for 13 yards (T.Williams).
 1-10-GB 26 (7:58) (Shotgun) R.Wilson sacked ob at GB 26 for 0 yards (H.Clinton-Dix).
 2-10-GB 26 (7:27) M.Lynch left tackle to GB 21 for 5 yards (D.Jones, M.Neal).
 3-5-GB 21 (6:46) (Shotgun) R.Wilson pass short right to D.Baldwin to GB 17 for 4 yards (T.Williams).
 Timeout #1 by GB at 06:07.
 4-1-GB 17 **(6:07) S.Hauschka 35 yard field goal is GOOD, Center-C.Gresham, Holder-J.Ryan.**

P1

X2

R3

GB 0 SEA 3, 11 plays, 48 yards, 1 penalty, 5:50 drive, 8:57 elapsed
--

S.Hauschka kicks 65 yards from SEA 35 to end zone, Touchback.

Green Bay Packers at 6:03

- 1-10-GB 20 (6:03) A.Rodgers pass short left to J.Nelson pushed ob at GB 31 for 11 yards (K.Chancellor).
 1-10-GB 31 (5:43) (Shotgun) A.Rodgers pass short right to E.Lacy to GB 26 for -5 yards (J.Lane, B.Wagner).
 2-15-GB 26 (4:55) (Shotgun) A.Rodgers pass incomplete deep left to R.Cobb.
 3-15-GB 26 (4:51) (Shotgun) A.Rodgers pass incomplete deep middle to J.Nelson.
 4-15-GB 26 (4:44) T.Masthay punts 38 yards to SEA 36, Center-B.Goode. E.Thomas MUFFS catch, RECOVERED by GB-H.Clinton-Dix at SEA 34. H.Clinton-Dix to SEA 34 for no gain (D.Shead).

P3

Green Bay Packers at 4:32

- 1-10-SEA 34 (4:32) E.Lacy right end to SEA 34 for no gain (M.Smith; E.Thomas).
 2-10-SEA 34 (3:55) E.Lacy up the middle to SEA 32 for 2 yards (K.Wright; B.Wagner).
 3-8-SEA 32 (3:19) (Shotgun) A.Rodgers pass short left to R.Cobb pushed ob at SEA 24 for 8 yards (B.Maxwell).
 1-10-SEA 24 (2:39) (No Huddle, Shotgun) A.Rodgers pass short left to J.Nelson to SEA 8 for 16 yards (B.Maxwell).
 1-8-SEA 8 (2:07) (Shotgun) A.Rodgers pass short left to J.Nelson pushed ob at SEA 2 for 6 yards (B.Maxwell).
 Timeout #2 by GB at 01:30.
 2-2-SEA 2 **(1:30) J.Kuhn left guard for 2 yards, TOUCHDOWN.**
 M.Crosby extra point is GOOD, Center-B.Goode, Holder-T.Masthay.

P4

P5

R6

GB 7 SEA 3, 6 plays, 34 yards, 3:07 drive, 13:35 elapsed

M.Crosby kicks 65 yards from GB 35 to end zone, Touchback.

Seattle Seahawks at 1:25

- 1-10-SEA 20 (1:25) M.Lynch up the middle to SEA 24 for 4 yards (L.Guion, A.Hawk).
PENALTY on SEA-J.Britt, Offensive Holding, 10 yards, enforced at SEA 20 - No Play.
 1-20-SEA 10 (:59) (Shotgun) M.Lynch left tackle to SEA 20 for 10 yards (C.Matthews).
 2-10-SEA 20 (:20) (Shotgun) R.Wilson pass short right to P.Harvin ran ob at SEA 29 for 9 yards.

Green Bay Packers vs Seattle Seahawks at CenturyLink Field

END OF QUARTER

	Time	First Downs				Efficiencies		
Score	Poss	R	P	X	T	3 Down	4 Down	
Green Bay Packers	7	7:45	2	3	1	6	1/3	0/0
Seattle Seahawks	3	7:15	1	1	1	3	1/3	0/0

Second Quarter

9/4/2014

Play By Play

Seattle Seahawks continued.

3-1-SEA 29	(15:00) (Shotgun) M.Lynch right tackle to SEA 36 for 7 yards (M.Burnett).	R4
<u>1-10-SEA 36</u>	(14:22) (Shotgun) R.Wilson pass short left to P.Harvin to SEA 34 for -2 yards (C.Matthews). FUMBLES (C.Matthews), and recovers at SEA 34. P.Harvin to SEA 34 for no gain (C.Matthews).	
2-12-SEA 34	(13:39) R.Wilson pass deep left to P.Harvin pushed ob at GB 33 for 33 yards (H.Clinton-Dix).	P5
<u>1-10-GB 33</u>	(13:08) (Shotgun) R.Wilson pass short left to R.Lockette for 33 yards, TOUCHDOWN.	P6
	S.Hauschka extra point is GOOD, Center-C.Gresham, Holder-J.Ryan.	

GB 7 SEA 10, 6 plays, 80 yards, 3:25 drive, 2:00 elapsed

S.Hauschka kicks 70 yards from SEA 35 to GB -5. D.Harris to GB 16 for 21 yards (D.Shead).

Green Bay Packers at 13:00, (1st play from scrimmage 12:54)

1-10-GB 16	(12:54) (Shotgun) E.Lacy left guard to GB 17 for 1 yard (K.Wright, O.Schofield).	
2-9-GB 17	(12:24) A.Rodgers pass short right to E.Lacy to GB 21 for 4 yards (K.Chancellor, B.Wagner).	
3-5-GB 21	(11:37) (Shotgun) A.Rodgers pass short middle to R.Cobb to GB 32 for 11 yards (J.Lane).	P7
<u>1-10-GB 32</u>	(11:14) E.Lacy left tackle to GB 35 for 3 yards (B.Wagner; J.Lane). GB-R.Rodgers was injured during the play. His return is Questionable. GB-B.Bulaga was injured during the play. He is Out.	
2-7-GB 35	(10:38) (Shotgun) J.Starks up the middle to GB 38 for 3 yards (B.Wagner; K.Chancellor).	
3-4-GB 38	(9:56) (Shotgun) J.Starks up the middle to GB 44 for 6 yards (B.Irvin, B.Wagner).	R8
<u>1-10-GB 44</u>	(9:33) (Shotgun) A.Rodgers pass short right to A.Quarless to GB 46 for 2 yards (K.Chancellor).	
2-8-GB 46	(8:58) (Shotgun) J.Starks up the middle to GB 49 for 3 yards (K.Chancellor; B.Irvin).	
3-5-GB 49	(8:21) (Shotgun) A.Rodgers pass incomplete deep right to R.Cobb.	
	<i>PENALTY on SEA-B.Wagner, Defensive Pass Interference, 44 yards, enforced at GB 49 - No Play.</i>	X9
<u>1-7-SEA 7</u>	(8:13) (Shotgun) A.Rodgers pass short left to R.Cobb to SEA 7 for no gain (J.Lane).	
2-7-SEA 7	(7:39) (Shotgun) E.Lacy left tackle to SEA 5 for 2 yards (K.Wright; T.McDaniel).	
3-5-SEA 5	(7:00) (Shotgun) A.Rodgers pass incomplete short middle to J.Nelson.	
4-5-SEA 5	(6:55) M.Crosby 23 yard field goal is GOOD, Center-B.Goode, Holder-T.Masthay.	

GB 10 SEA 10, 12 plays, 79 yards, 1 penalty, 6:08 drive, 8:08 elapsed
--

M.Crosby kicks 66 yards from GB 35 to SEA -1. P.Harvin to SEA 30 for 31 yards (S.Richardson).

Seattle Seahawks at 6:52, (1st play from scrimmage 6:43)

1-10-SEA 30	(6:43) R.Wilson pass deep right to Z.Miller to GB 46 for 24 yards (T.Williams).	P7
<u>1-10-GB 46</u>	(6:11) (No Huddle, Shotgun) R.Wilson pass incomplete deep right.	
2-10-GB 46	(6:09) (Shotgun) R.Wilson pass short right to P.Harvin to GB 48 for -2 yards (J.Peppers).	
	<i>PENALTY on GB-J.Peppers, Defensive Offside, 5 yards, enforced at GB 46 - No Play.</i>	
2-5-GB 41	(5:47) M.Lynch left end to GB 20 for 21 yards (M.Burnett, D.Jones).	R8
<u>1-10-GB 20</u>	(5:03) (Shotgun) P.Harvin right end to GB 11 for 9 yards (M.Neal).	
2-1-GB 11	(4:24) M.Lynch left guard to GB 9 for 2 yards (M.Burnett; B.Jones).	R9
<u>1-9-GB 9</u>	(3:46) (Shotgun) M.Lynch up the middle for 9 yards, TOUCHDOWN.	R10
	S.Hauschka extra point is GOOD, Center-C.Gresham, Holder-J.Ryan.	

GB 10 SEA 17, 6 plays, 70 yards, 1 penalty, 3:11 drive, 11:19 elapsed
--

S.Hauschka kicks 65 yards from SEA 35 to end zone, Touchback.

Green Bay Packers at 3:41

1-10-GB 20	(3:41) A.Rodgers pass short middle to A.Quarless to GB 38 for 18 yards (B.Wagner; K.Chancellor).	P10
<u>1-10-GB 38</u>	(3:04) (Shotgun) E.Lacy left tackle to GB 38 for no gain (B.Wagner).	
	Timeout #3 by GB at 02:17.	
2-10-GB 38	(2:17) (Shotgun) A.Rodgers pass short middle to J.Starks to GB 49 for 11 yards (K.Wright).	P11

Two-Minute Warning

<u>1-10-GB 49</u>	(2:00) (Shotgun) A.Rodgers pass short right to A.Quarless to SEA 45 for 6 yards (K.Chancellor).	
2-4-SEA 45	(1:33) (Shotgun) A.Rodgers pass short right to J.Starks pushed ob at SEA 45 for no gain (B.Wagner).	
3-4-SEA 45	(1:27) (Shotgun) A.Rodgers pass incomplete short left to J.Nelson [M.Bennett].	
4-4-SEA 45	(1:21) T.Masthay punts 27 yards to SEA 18, Center-B.Goode, downed by GB-J.Kuhn.	

Seattle Seahawks at 1:06

1-10-SEA 18	(1:06) (Shotgun) R.Wilson pass short right to D.Baldwin to SEA 22 for 4 yards (D.Jones).	
2-6-SEA 22	(:43) (No Huddle, Shotgun) R.Wilson sacked at SEA 11 for -11 yards (sack split by C.Matthews and J.Peppers).	

Green Bay Packers vs Seattle Seahawks at CenturyLink Field

PENALTY on GB-B.Jones, Illegal Contact, 5 yards, enforced at SEA 22 - No Play.

X11

1-10-SEA 27 (:35) (Shotgun) R.Turbin right tackle to SEA 34 for 7 yards (M.Burnett).

Timeout #1 by SEA at 00:27.

2-3-SEA 34 (:27) (Shotgun) R.Wilson pass incomplete deep left to D.Baldwin (H.Clinton-Dix).

3-3-SEA 34 (:19) (Shotgun) R.Turbin right guard to SEA 41 for 7 yards (M.Hyde).

R12

Timeout #2 by SEA at 00:14.

1-10-SEA 41 (:14) (Shotgun) R.Wilson pass incomplete short right.

2-10-SEA 41 (:10) (Shotgun) R.Wilson scrambles up the middle to SEA 46 for 5 yards (D.Jones).

END OF QUARTER

	Score	Time Poss	First Downs				Efficiencies	
			R	P	X	T	3 Down	4 Down
Green Bay Packers	10	8:43	1	3	1	5	2/4	0/0
Seattle Seahawks	17	6:17	5	3	1	9	2/2	0/0

Third Quarter

9/4/2014

Play By Play

SEA elects to Receive, and GB elects to defend the South goal.

M.Crosby kicks 73 yards from GB 35 to SEA -8. P.Harvin to SEA 14 for 22 yards (J.Bush).

Seattle Seahawks at 15:00, (1st play from scrimmage 14:55)

1-10-SEA 14 (14:55) (Shotgun) M.Lynch up the middle to SEA 28 for 14 yards (C.Hayward; H.Clinton-Dix). R13

1-10-SEA 28 (14:17) M.Lynch right end pushed ob at SEA 37 for 9 yards (J.Peppers).

2-1-SEA 37 (13:48) (Shotgun) R.Turbin left tackle to SEA 41 for 4 yards (A.Hawk; M.Burnett). R14

1-10-SEA 41 (13:05) (Shotgun) R.Wilson pass incomplete deep right to J.Kearse [J.Peppers].

2-10-SEA 41 (13:00) R.Wilson pass incomplete deep left to R.Lockette.

3-10-SEA 41 (12:54) (Shotgun) R.Wilson pass short middle to D.Baldwin to SEA 47 for 6 yards (S.Shields).

4-4-SEA 47 (12:13) J.Ryan punts 39 yards to GB 14, Center-C.Gresham, fair catch by R.Cobb.

Green Bay Packers at 12:06

1-10-GB 14 (12:06) (Shotgun) A.Rodgers pass short left intended for J.Nelson INTERCEPTED by B.Maxwell at GB 29. B.Maxwell to GB 8 for 21 yards (C.Linsley).

Seattle Seahawks at 11:54

1-8-GB 8 (11:54) (Shotgun) R.Wilson pass incomplete short right to J.Kearse.

2-8-GB 8 (11:50) M.Lynch left tackle to GB 3 for 5 yards (B.Jones; A.Hawk).

3-3-GB 3 (11:10) (Shotgun) R.Wilson pass short right to P.Harvin to GB 2 for 1 yard (M.Hyde).

4-2-GB 2 (10:32) **S.Hauschka 20 yard field goal is GOOD, Center-C.Gresham, Holder-J.Ryan.**

GB 10 SEA 20, 4 plays, 6 yards, 1:26 drive, 4:32 elapsed

S.Hauschka kicks 65 yards from SEA 35 to end zone, Touchback.

Green Bay Packers at 10:28

1-10-GB 20 (10:28) E.Lacy left end pushed ob at GB 22 for 2 yards (K.Chancellor).

2-8-GB 22 (10:03) (Shotgun) E.Lacy up the middle to GB 24 for 2 yards (C.Avril).

3-6-GB 24 (9:26) (Shotgun) A.Rodgers pass short left to J.Nelson ran ob at GB 33 for 9 yards. P12

1-10-GB 33 (9:07) E.Lacy right end to GB 31 for -2 yards (B.Wagner).

2-12-GB 31 (8:23) (Shotgun) A.Rodgers pass incomplete deep left to R.Cobb.

3-12-GB 31 (8:17) (Shotgun) A.Rodgers pass deep middle to R.Cobb to SEA 46 for 23 yards (B.Wagner). P13

1-10-SEA 46 (7:44) A.Rodgers pass short left to J.Nelson pushed ob at SEA 41 for 5 yards (B.Maxwell).

2-5-SEA 41 (7:19) (Shotgun) A.Rodgers pass incomplete short right to J.Starks (K.Williams).

3-5-SEA 41 (7:15) (Shotgun) A.Rodgers pass incomplete deep left to J.Nelson (B.Maxwell).

4-5-SEA 41 (7:06) (Shotgun) A.Rodgers sacked at SEA 45 for -4 yards (C.Avril).

Seattle Seahawks at 7:01

1-10-SEA 45 (7:01) (Shotgun) P.Harvin right end to GB 39 for 16 yards (B.Jones). R15

1-10-GB 39 (6:23) M.Lynch right end to GB 38 for 1 yard (N.Perry; M.Daniels).

2-9-GB 38 (5:46) (Shotgun) R.Wilson pass incomplete short right to D.Baldwin (T.Williams).

3-9-GB 38 (5:41) (Shotgun) M.Lynch left end to GB 37 for 1 yard (H.Clinton-Dix).

4-8-GB 37 (5:02) J.Ryan punts 27 yards to GB 10, Center-C.Gresham, fair catch by R.Cobb.

Green Bay Packers at 4:53

1-10-GB 10 (4:53) (Shotgun) **A.Rodgers sacked at GB 3 for -7 yards (M.Bennett). FUMBLES (M.Bennett) [M.Bennett], recovered by GB-D.Sherrod at GB 0. D.Sherrod tackled in End Zone, SAFETY (T.McDaniel).**
PENALTY on GB-D.Bakhtiari, Unsportsmanlike Conduct, 10 yards, enforced between downs.

GB 10 SEA 22, Safety, 10:18 elapsed
--

T.Masthay kicks 50 yards from GB 10 to SEA 40. P.Harvin to SEA 47 for 7 yards (S.Richardson; J.Bush).

Seattle Seahawks at 4:42, (1st play from scrimmage 4:39)

1-10-SEA 47 (4:39) (Shotgun) R.Wilson pass short middle to Z.Miller to GB 44 for 9 yards (B.Jones; C.Hayward).

2-1-GB 44 (4:03) R.Turbin right tackle to GB 39 for 5 yards (J.Peppers). R16

1-10-GB 39 (3:23) M.Lynch up the middle to GB 35 for 4 yards (M.Daniels, M.Burnett).

2-6-GB 35 (2:46) R.Wilson pass short right to Z.Miller pushed ob at GB 26 for 9 yards (A.Hawk). P17

1-10-GB 26 (2:01) (Shotgun) R.Wilson pass incomplete deep right.

2-10-GB 26 (1:54) (Shotgun) M.Lynch right end to GB 26 for no gain (M.Daniels; M.Hyde).

3-10-GB 26 (1:08) (Shotgun) R.Wilson pass short middle to P.Harvin to GB 16 for 10 yards (M.Burnett). P18

1-10-GB 16 (:28) (Shotgun) R.Wilson scrambles up the middle to GB 3 for 13 yards. #3 Wilson slid down on his own. R19

Green Bay Packers vs Seattle Seahawks at CenturyLink Field

END OF QUARTER

	Time	First Downs				Efficiencies		
Score	Poss	R	P	X	T	3 Down	4 Down	
Green Bay Packers	10	3:50	0	2	0	2	2/3	0/1
Seattle Seahawks	22	11:10	5	2	0	7	1/4	0/0

Fourth Quarter

9/4/2014

Play By Play

Seattle Seahawks continued.

1-3-GB 3 (15:00) **M.Lynch left tackle for 3 yards, TOUCHDOWN.** R20
S.Hauschka extra point is GOOD, Center-C.Gresham, Holder-J.Ryan.

GB 10 SEA 29, 9 plays, 53 yards, 4:47 drive, 0:05 elapsed

S.Hauschka kicks 68 yards from SEA 35 to GB -3. M.Hyde to GB 18 for 21 yards (D.Coleman; M.Morgan).

Green Bay Packers at 14:55, (1st play from scrimmage 14:49)

1-10-GB 18 (14:49) (Shotgun) A.Rodgers pass short left to J.Nelson to GB 33 for 15 yards (E.Thomas). P14
1-10-GB 33 (14:21) (Shotgun) A.Rodgers pass short left to E.Lacy to GB 45 for 12 yards (E.Thomas). P15
1-10-GB 45 (13:41) (Shotgun) E.Lacy up the middle to GB 48 for 3 yards (B.Wagner; T.McDaniel).
 2-7-GB 48 (13:03) (Shotgun) A.Rodgers pass short left to R.Cobb to SEA 39 for 13 yards (M.Burley; B.Maxwell). P16
1-10-SEA 39 (12:32) (Shotgun) A.Rodgers pass short right to J.Starks pushed ob at SEA 40 for -1 yards (B.Wagner).
PENALTY on GB-D.Bakhtiari, Offensive Holding, 10 yards, enforced at SEA 39 - No Play.
 1-20-SEA 49 (12:10) (Shotgun) A.Rodgers pass short left to J.Nelson to SEA 37 for 12 yards (K.Chancellor).
 2-8-SEA 37 (11:38) (Shotgun) J.Starks up the middle to SEA 31 for 6 yards (K.Wright).
 3-2-SEA 31 (10:58) (Shotgun) A.Rodgers pass short left to J.Nelson to SEA 20 for 11 yards (B.Wagner). P17
1-10-SEA 20 (10:29) (No Huddle) J.Starks right tackle pushed ob at SEA 8 for 12 yards (E.Thomas). R18
1-8-SEA 8 (10:12) (No Huddle) J.Starks left end to SEA 3 for 5 yards (E.Thomas).
 2-3-SEA 3 (9:37) **A.Rodgers pass short right to R.Cobb for 3 yards, TOUCHDOWN.** P19
 TWO-POINT CONVERSION ATTEMPT. A.Rodgers pass to A.Quarless is incomplete. ATTEMPT FAILS.

GB 16 SEA 29, 10 plays, 82 yards, 5:24 drive, 5:29 elapsed

M.Crosby kicks 65 yards from GB 35 to end zone, Touchback.

Seattle Seahawks at 9:31

1-10-SEA 20 (9:31) R.Wilson pass short right to L.Willson to SEA 21 for 1 yard (A.Hawk).
 2-9-SEA 21 (8:50) (Shotgun) M.Lynch left tackle to SEA 24 for 3 yards (D.Jones).
 3-6-SEA 24 (8:04) (Shotgun) R.Wilson pass incomplete short left to D.Baldwin (S.Shields).
PENALTY on GB-B.Jones, Defensive Holding, 5 yards, enforced at SEA 24 - No Play. X21
1-10-SEA 29 (8:00) M.Lynch left tackle to SEA 31 for 2 yards (M.Daniels).
 2-8-SEA 31 (7:17) (Shotgun) R.Wilson pass short left to M.Lynch to SEA 45 for 14 yards (M.Neal). P22
1-10-SEA 45 (6:32) R.Turbin right tackle to SEA 49 for 4 yards (A.Hawk).
 2-6-SEA 49 (5:50) R.Wilson left end to GB 44 for 7 yards. R23
1-10-GB 44 (5:05) (Shotgun) R.Wilson pass short left to R.Lockette to GB 39 for 5 yards (S.Shields).
 2-5-GB 39 (4:25) (Shotgun) P.Harvin right end to GB 36 for 3 yards (M.Burnett).
PENALTY on SEA-Z.Miller, Offensive Holding, 10 yards, enforced at GB 36.
 2-12-GB 46 (4:18) (Shotgun) R.Wilson scrambles left end to GB 39 for 7 yards (C.Hayward).
PENALTY on GB-C.Hayward, Face Mask (15 Yards), 15 yards, enforced at GB 39. X24
1-10-GB 24 (4:09) M.Lynch right tackle to GB 22 for 2 yards (M.Daniels; J.Peppers).
 2-8-GB 22 (3:27) (Shotgun) M.Lynch right guard to GB 16 for 6 yards (M.Neal; H.Clinton-Dix).
 3-2-GB 16 (2:43) (Shotgun) M.Lynch right guard to GB 15 for 1 yard (M.Daniels).
 Timeout #1 by GB at 02:37.
 4-1-GB 15 (2:37) **R.Wilson pass short left to D.Coleman for 15 yards, TOUCHDOWN.** P25
 S.Hauschka extra point is GOOD, Center-C.Gresham, Holder-J.Ryan.

GB 16 SEA 36, 13 plays, 80 yards, 2 penalties, 7:00 drive, 12:29 elapsed

S.Hauschka kicks 69 yards from SEA 35 to GB -4. M.Hyde pushed ob at GB 24 for 28 yards (J.Johnson).

Green Bay Packers at 2:31, (1st play from scrimmage 2:27)

1-10-GB 24 (2:27) (Shotgun) A.Rodgers pass incomplete short left to A.Quarless.
 2-10-GB 24 (2:24) (Shotgun) D.Harris up the middle to GB 31 for 7 yards (K.Chancellor).

Two-Minute Warning

3-3-GB 31 (2:00) (Shotgun) A.Rodgers pass deep right to A.Quarless to SEA 38 for 31 yards (E.Thomas) [M.Bennett].
PENALTY on GB-T.Lang, Offensive Holding, 10 yards, enforced at GB 31 - No Play.
 3-13-GB 21 (1:51) (Shotgun) A.Rodgers pass incomplete deep right to R.Cobb (E.Thomas).

Green Bay Packers vs Seattle Seahawks at CenturyLink Field

4-13-GB 21 (1:41) T.Masthay punts 57 yards to SEA 22, Center-B.Goode, fair catch by B.Walters.

Seattle Seahawks at 1:33

1-10-SEA 22 (1:33) R.Wilson kneels to SEA 21 for -1 yards.

2-11-SEA 21 (:53) R.Wilson kneels to SEA 20 for -1 yards.

3-12-SEA 20 (:21) R.Wilson kneels to SEA 19 for -1 yards.

END OF QUARTER

	Score	Time Poss	First Downs				Efficiencies	
			R	P	X	T	3 Down	4 Down
Green Bay Packers	16	6:22	1	5	0	6	1/2	0/0
Seattle Seahawks	36	8:38	2	2	2	6	0/2	1/1

Miscellaneous Statistics Report

Green Bay Packers vs Seattle Seahawks

9/4/2014 at CenturyLink Field

Ten Longest Plays for Green Bay Packers

Yards	Qtr	Play Start	Play Description
23	3	3-12-GB 31	(8:17) (Shotgun) A.Rodgers pass deep middle to R.Cobb to SEA 46 for 23 yards (B.Wagner).
18	2	1-10-GB 20	(3:41) A.Rodgers pass short middle to A.Quarless to GB 38 for 18 yards (B.Wagner; K.Chancellor).
16	1	1-10-SEA 24	(2:39) (No Huddle, Shotgun) A.Rodgers pass short left to J.Nelson to SEA 8 for 16 yards (B.Maxwell).
15	1	1-10-GB 24	(14:11) (Shotgun) E.Lacy up the middle to GB 39 for 15 yards (B.Wagner).
15	4	1-10-GB 18	(14:49) (Shotgun) A.Rodgers pass short left to J.Nelson to GB 33 for 15 yards (E.Thomas).
13	4	2-7-GB 48	(13:03) (Shotgun) A.Rodgers pass short left to R.Cobb to SEA 39 for 13 yards (M.Burley; B.Maxwell).
12	4	1-10-GB 33	(14:21) (Shotgun) A.Rodgers pass short left to E.Lacy to GB 45 for 12 yards (E.Thomas).
12	4	1-20-SEA 49	(12:10) (Shotgun) A.Rodgers pass short left to J.Nelson to SEA 37 for 12 yards (K.Chancellor).
12	4	1-10-SEA 20	(10:29) (No Huddle) J.Starks right tackle pushed ob at SEA 8 for 12 yards (E.Thomas).
11	1	1-10-GB 20	(6:03) A.Rodgers pass short left to J.Nelson pushed ob at GB 31 for 11 yards (K.Chancellor).

Ten Longest Plays for Seattle Seahawks

Yards	Qtr	Play Start	Play Description
33	2	2-12-SEA 34	(13:39) R.Wilson pass deep left to P.Harvin pushed ob at GB 33 for 33 yards (H.Clinton-Dix).
33	2	1-10-GB 33	(13:08) (Shotgun) R.Wilson pass short left to R.Lockette for 33 yards, TOUCHDOWN.
24	2	1-10-SEA 30	(6:43) R.Wilson pass deep right to Z.Miller to GB 46 for 24 yards (T.Williams).
22	4	2-12-GB 46	(4:18) (Shotgun) R.Wilson scrambles left end to GB 39 for 7 yards (C.Hayward).
21	2	2-5-GB 41	(5:47) M.Lynch left end to GB 20 for 21 yards (M.Burnett, D.Jones).
16	3	1-10-SEA 45	(7:01) (Shotgun) P.Harvin right end to GB 39 for 16 yards (B.Jones).
15	4	4-1-GB 15	(2:37) R.Wilson pass short left to D.Coleman for 15 yards, TOUCHDOWN.
14	3	1-10-SEA 14	(14:55) (Shotgun) M.Lynch up the middle to SEA 28 for 14 yards (C.Hayward; H.Clinton-Dix).
14	4	2-8-SEA 31	(7:17) (Shotgun) R.Wilson pass short left to M.Lynch to SEA 45 for 14 yards (M.Neal).
13	1	1-10-GB 39	(8:37) (Shotgun) P.Harvin right end pushed ob at GB 26 for 13 yards (T.Williams).

Touchdown Scoring Information

		Offense	Defense	Special Teams
VISITOR	Green Bay Packers	2	0	0
HOME	Seattle Seahawks	4	0	0

Player Scoring Information

Club	Player	TD	Rush TD	Rec TD	KO TD	Punt TD	Int TD	Fum TD	Misc TD	FG	XP	2Pt Rush	2Pt Rec	Sfty	Points
GB	J.Kuhn	0	1	0	0	0	0	0	0	0	0	0	0	0	6
GB	R.Cobb	0	0	1	0	0	0	0	0	0	0	0	0	0	6
GB	M.Crosby	0	0	0	0	0	0	0	0	1	1	0	0	0	4
SEA	M.Lynch	0	2	0	0	0	0	0	0	0	0	0	0	0	12
SEA	S.Hauschka	0	0	0	0	0	0	0	0	2	4	0	0	0	10
SEA	R.Lockette	0	0	1	0	0	0	0	0	0	0	0	0	0	6
SEA	D.Coleman	0	0	1	0	0	0	0	0	0	0	0	0	0	6
SEA	T.McDaniel	0	0	0	0	0	0	0	0	0	0	0	0	1	2

Possession Detail

	First Half		Second Half		Game	
	Visitor	Home	Visitor	Home	Visitor	Home
Largest Lead	4	7	0	20	4	20
Drives Leading	0	1	0	6	0	7
Time of Possession Leading	0:00	1:06	0:00	19:48	0:00	20:54
Largest Deficit	-7	-4	-20	0	-20	-4
Drives Trailing	4	1	5	0	9	1
Time of Possession Trailing	13:21	3:25	10:12	0:00	23:33	3:25
Times Score Tied Up		1		0		1
Lead Changes		4		0		4

Playtime Percentage

Percent of playtime per player on offense, defense and special teams

Green Bay Packers

Seattle Seahawks

		Green Bay Packers				Seattle Seahawks								
		Offense	Defense	Special Teams		Offense	Defense	Special Teams						
J Sitton	G	62	100%	2	7%	J Sweezy	G	70	100%	11	41%			
T Lang	G	62	100%	2	7%	J Carpenter	G	70	100%	6	22%			
D Bakhtiari	T	62	100%	2	7%	R Okung	T	70	100%	6	22%			
A Rodgers	QB	62	100%			J Britt	T	70	100%	6	22%			
C Linsley	C	62	100%			M Unger	C	70	100%					
J Nelson	WR	61	98%			R Wilson	QB	70	100%					
R Cobb	WR	57	92%	3	11%	D Baldwin	WR	57	81%	10	37%			
J Boykin	WR	49	79%	7	26%	J Kearsse	WR	54	77%	8	30%			
A Quarless	TE	46	74%	1	4%	Z Miller	TE	54	77%	6	22%			
D Sherrod	T	42	68%	2	7%	M Lynch	RB	45	64%					
E Lacy	RB	31	50%			P Harvin	WR	39	56%	5	19%			
J Starks	RB	25	40%			L Willson	TE	26	37%	10	37%			
B Bulaga	T	20	32%	1	4%	R Turbin	RB	18	26%					
R Rodgers	TE	20	32%			R Lockette	WR	17	24%	11	41%			
D Adams	WR	9	15%	9	33%	D Coleman	FB	15	21%	19	70%			
J Kuhn	FB	8	13%	8	30%	B Walters	WR	13	19%	2	7%			
D Harris	RB	3	5%	3	11%	P Richardson	WR	10	14%					
M Daniels	DT	1	2%	46	66%	G Gilliam	T	2	3%					
M Burnett	FS			70	100%	E Thomas	FS		62	100%	11	41%		
S Shields	CB			70	100%	K Chancellor	SS		62	100%	5	19%		
B Jones	LB			70	100%	B Wagner	LB		62	100%	2	7%		
T Williams	CB			70	100%	R Sherman	CB		61	98%	7	26%		
C Matthews	LB			66	94%	B Maxwell	CB		61	98%	7	26%		
J Peppers	LB			59	84%	K Wright	LB		56	90%	3	11%		
M Hyde	CB			51	73%	M Bennett	DE		49	79%	2	7%		
A Hawk	LB			48	69%	1	4%	C Avril	DE		40	65%	2	7%
H Clinton-Dix	DB			40	57%	19	70%	J Hill	DT		33	53%		
M Neal	LB			39	56%	7	26%	J Lane	CB		32	52%	5	19%
C Hayward	CB			36	51%	7	26%	O Schofield	DE		30	48%		
L Guion	DT			36	51%			M Burley	DB		25	40%	2	7%
D Jones	DE			33	47%	9	33%	K Williams	DT		24	39%	2	7%
J Boyd	DT			24	34%	8	30%	B Mebane	DT		22	35%		
N Perry	LB			11	16%	5	19%	B Irvin	LB		19	31%		
J Lattimore	LB					25	93%	T McDaniel	DT		16	26%	2	7%
J Bush	CB					19	70%	C Marsh	DE		16	26%		
D House	CB					18	67%	M Smith	LB		10	16%	21	78%
S Barrington	LB					18	67%	M Morgan	LB		1	2%	21	78%
S Richardson	SS					18	67%	B Coyle	LB		1	2%	19	70%
R Taylor	TE					13	48%	J Johnson	SS			19	70%	
A Mulumba	LB					7	26%	D Shead	CB			19	70%	
T Masthay	P					7	26%	S Hauschka	K			13	48%	
M Crosby	K					6	22%	S Schilling	G			11	41%	
B Goode	LS					6	22%	J Ryan	P			9	33%	
L Taylor	G					3	11%	C Gresham	LS			9	33%	

