



**Vikings**



**PACKERS**

## **PACKERS WEEKLY MEDIA INFORMATION PACKET**

**MINNESOTA VIKINGS VS GREEN BAY PACKERS**  
**THURSDAY, OCTOBER 2, 2014 @ 7:25 PM CDT - LAMBEAU FIELD**





# THE DOPE SHEET

OFFICIAL PROGRAM AND PUBLICATION, ACME-PACKERS FOOTBALL TEAM.

Packers Public Relations • Lambeau Field Atrium • 1265 Lombardi Avenue • Green Bay, WI 54304 • 920/569-7500 • 920/569-7201 fax  
Jason Wahlers, Aaron Popkey, Sarah Quick, Tom Fanning, Nathan LoCascio

VOL. XVI; NO. 11

GREEN BAY, SEPT. 29, 2014

REGULAR-SEASON WEEK 5

GREEN BAY (2-2) VS. MINNESOTA (2-2)  
Thursday, Oct. 2 • Lambeau Field • 7:25 p.m. CDT

## PACKERS TAKE ON THE VIKINGS

The Green Bay Packers return to Lambeau Field to play the Minnesota Vikings on Thursday night



- ▶ Over the last 23 regular-season games between the border rivals, 17 have been decided by seven points or less.
- ▶ Thursday's game will be the third NFC North opponent the Packers have played in a 12-day span.
- ▶ This is the earliest in a season, by date, Green Bay and Minnesota have played each other since the 2008 season opener.
- ▶ Through 107 meetings, which includes two postseason contests (1-1), the Packers hold a 56-49-2 edge over the Vikings in the all-time series.
- ▶ Including the postseason, the Packers are 7-1-1 in the last nine games between the teams, including 4-0-1 in the last five against the Vikings at Lambeau Field.
- ▶ The Packers have scored 30-plus points in five of their last seven regular-season games against Minnesota, averaging 33.7 points per game over that span. That included a 44-point outing at Minnesota last season in Week 8, the most points ever scored by Green Bay at the Metrodome, and a 45-point effort at Lambeau Field in 2011.
- ▶ Since Head Coach **Mike McCarthy** took over in 2006, the Packers have an 11-4-1 record (.719) against the Vikings in the regular season.
- ▶ Since 2006, the Packers have scored 20-plus points against the Vikings in 14 of 15 regular-season games. The Packers' 453 points scored in the regular-season since 2006 are the most against the Vikings in the NFL, and Green Bay's 28.3 points per game leads the league among teams that have played Minnesota at least four times over that span.
- ▶ Including the postseason, Green Bay is 8-4 against Minnesota with **Aaron Rodgers** as the starting quarterback and have won seven of the last eight contests.
- ▶ In the 12 games as the starter against the Vikings, Rodgers has completed 277 of 388 passes (71.4) for 3,382 yards, 27 touchdowns and four interceptions with a passer rating of 116.8. His passer rating is the highest of any opposing quarterback vs. Minnesota (min. 100 att.).
- ▶ Rodgers has recorded a 100-plus passer rating in eight of the last 10 games against the Vikings, including the postseason.
- ▶ In 2010-11, Rodgers posted a passer rating of 140.0 or better in three contests against Minnesota, becoming the first NFL quarterback since the 1970 AFL-NFL merger to register a 140-plus passer rating in three consecutive games against the same opponent (according to the Elias Sports Bureau).

## PACKERS AND VIKINGS IN PRIMETIME

Thursday will mark the 16th time the Packers and Vikings have met in a primetime game during the regular season.

- ▶ This will be the third time Green Bay has played Minnesota on a Thursday night. The Packers beat the Vikings 9-7 at home on Dec. 21, 2006, and the Vikings won the first matchup, 13-10 (OT) on Oct. 20, 1994, in Minnesota.
- ▶ Green Bay is 9-6 against Minnesota in primetime games, including winning the last three and eight of the last 10.
- ▶ Of the 15 matchups between the Packers and Vikings, 10 have been decided by seven or fewer points, and two have gone to overtime.
- ▶ Green Bay has won the past two primetime games against Minnesota (2011, 2013) by a combined score of 89-38.

- ▶ Dating back to 1970, the Packers' 15 primetime games against the Vikings are the second most they have played against any team (Chicago - 18).

## WITH THE CALL

Thursday night's game will be televised to a national audience on CBS and NFL Network with play-by-play man **Jim Nantz** and analyst **Phil Simms** handling the call from the broadcast booth and **Tracy Wolfson** reporting from the sidelines.



- ▶ In Wisconsin, CBS affiliates around the state, including WFRV (Ch. 5) in Green Bay and WDJT (Ch. 58) in Milwaukee, will carry the Thursday night contest.
- ▶ Milwaukee's WTMJ (620 AM), airing Green Bay games since November 1929, heads up the Packers Radio Network that is made up of 50 stations in five states. **Wayne Larrivee** (play-by-play) and two-time Packers Pro Bowler **Larry McCarren** (analyst) call the action. McCarren first joined the team's broadcasts in 1995 and enters his 20th season calling Packers' games. McCarren, who is in his 26th year in Green Bay television, has four times been voted Wisconsin Sportscaster of the Year by the National Sportscasters and Sportswriters Association. After originally being paired together in 1999, McCarren and Larrivee enter their 16th season of broadcasts together.
- ▶ Westwood One will air the game across the country. **Ian Eagle** (play-by-play) and **Boomer Esiason** (analyst) will call the action, with **Hub Arkush** reporting from the sideline. **Scott Graham** will host pregame and halftime shows.
- ▶ The broadcast is also available on Sirius Satellite Radio (WTMJ feed).
- ▶ DIRECTV subscribers can watch the game on channel 212.

## REGULAR SEASON

Date	Opponent	Time (CT)	TV
Thu., Sept. 4	at Seattle Seahawks	L, 16-36	68,424
Sun., Sept. 14	NEW YORK JETS	W, 31-24	78,041
Sun., Sept. 21	at Detroit Lions	L, 7-19	62,418
Sun., Sept. 28	at Chicago Bears	W, 38-17	61,736
Thu., Oct. 2	MINNESOTA VIKINGS (Gold Pkg.)	7:25 p.m.	CBS/NFLN
Sun., Oct. 12	at Miami Dolphins	*12 p.m.	FOX
Sun., Oct. 19	CAROLINA PANTHERS	*12 p.m.	FOX
Sun., Oct. 26	at New Orleans Saints	*7:30 p.m.	NBC
Sun., Nov. 2	Open Date		
Sun., Nov. 9	CHICAGO BEARS	*7:30 p.m.	NBC
Sun., Nov. 16	PHILADELPHIA EAGLES (Gold Pkg.)	*12 p.m.	FOX
Sun., Nov. 23	at Minnesota Vikings	*12 p.m.	FOX
Sun., Nov. 30	NEW ENGLAND PATRIOTS	*3:25 p.m.	CBS
Mon., Dec. 8	ATLANTA FALCONS	7:30 p.m.	ESPN
Sun., Dec. 14	at Buffalo Bills	*12 p.m.	FOX
Sun., Dec. 21	at Tampa Bay Buccaneers	*12 p.m.	FOX
Sun., Dec. 28	DETROIT LIONS	*12 p.m.	FOX

\*—Start time and broadcast may shift due to NFL flexible scheduling

## NFL POSTSEASON DATES

Jan. 3-4	AFC and NFC Wild Card Playoffs
Jan. 10-11	AFC and NFC Divisional Playoffs
Jan. 18	AFC and NFC Championship Games
Jan. 25	University of Phoenix Stadium, Arizona
Feb. 1	Super Bowl XLIX, University of Phoenix Stadium, Arizona





## PACKERS VS. VIKINGS – WEEK 5

### DIVISIONAL DRIVE

The Packers have a 36-13-1 (.730) overall regular-season record against NFC North opponents under Head Coach **Mike McCarthy**, a divisional mark that ranks **No. 2 in the NFL** since 2006:

<u>Team</u>	<u>Div. W-L Record</u>	<u>Pct.</u>
1. New England	38-11-0	.776
<b>2. Green Bay</b>	<b>36-13-1</b>	<b>.730</b>
3. Indianapolis	36-14-0	.720
4. San Diego	34-14-0	.708
5. Pittsburgh	33-17-0	.660

► In the Packers' 50 divisional games under McCarthy, they have registered a plus-29 turnover differential, including plus-four this season, and outscored their opponents 1,239 to 937. Green Bay's 1,277 points against division opponents ranks **No. 4 in the NFL** since 2006:

<u>Team</u>	<u>Points Scored</u>
1. New England	1,412
2. San Diego	1,326
3. New Orleans	1,261
<b>4. Green Bay</b>	<b>1,277</b>
5. Indianapolis	1,254

► Green Bay has held NFC North foes to 20 points or less in 29 of those contests, including both games this season, and to 10 points or less in 12 of the games. The Packers have given up 19.1 points per game in divisional games, ranking No. 6 in the NFL since 2006:

<u>Team</u>	<u>Points Allowed</u>
1. Pittsburgh	15.9
2. Baltimore	16.4
3. Seattle	17.1
4. New England	18.1
5. San Francisco	18.2
<b>6. Green Bay</b>	<b>19.1</b>

► The Packers have won 19 of 24 NFC North games with one tie at home under McCarthy, which ranks **No. 3 in the NFL** since 2006:

<u>Team</u>	<u>Home Div. Record</u>	<u>Pct.</u>
1. New England	21-3-0	.875
2. Indianapolis	21-4-0	.840
<b>3. Green Bay</b>	<b>19-4-1</b>	<b>.813</b>

► Green Bay had won 10 straight home games against divisional foes before losing to Chicago at Lambeau Field last season in Week 9.

► Green Bay's 37-34 loss at Minnesota in Week 17 of the 2012 season snapped the Packers' 12-game winning streak in regular-season NFC North games, which was the longest divisional winning streak in team history since the league went to a divisional format in 1967:

<u>Seasons</u>	<u>Divisional Winning Streak</u>
<b>1. 2010-2012</b>	<b>12</b>
2t. 1996-97, 2001-02	8
4. 1997-98	7

► The Packers finished with a 3-2-1 record in NFC North contests last season. Green Bay has posted a winning record in divisional games in every season under McCarthy (2006-13). The only other team in the league to accomplish that feat each of the past eight seasons was the New England Patriots.

► The streak of eight straight seasons with a winning record in divisional games is also a franchise record, topping the previous mark of five straight from 2000-04.

### PACKERS ON THURSDAYS

Under Head Coach **Mike McCarthy**, Green Bay is 6-3 in games played on Thursday, 3-2 in Thursday night matchups and 3-1 in day games played on Thursday.

► Green Bay's six wins on Thursdays are the second most in the NFC and fourth most in the NFL since 2006:

<u>Team</u>	<u>Thursday Wins</u>
1. Indianapolis	8
2t. Dallas	7
2t. Pittsburgh	7
<b>4. Green Bay</b>	<b>6</b>
5. Denver	5

► According to STATS LLC, Packers QB **Aaron Rodgers** ranks fourth in the NFL in passer rating in games played on Thursdays (min. 100 att.).

<u>Quarterback</u>	<u>Passer Rating</u>
1. Peyton Manning, IND/DEN	123.6
2. Philip Rivers, SD	112.4
3. Matt Ryan, ATL	110.7
<b>4. Aaron Rodgers, GB</b>	<b>108.5</b>
5. Tony Romo, DAL	108.2

► This is the fourth time in franchise history that Green Bay has played two Thursday games in the same regular season.

#### 2011

- Nov. 24 - at Detroit - W - 34-12
- Sept. 8 - vs. New Orleans - W 42-34

#### 2007

- Nov. 29 - at Dallas - L - 37-27
- Nov. 22 - at Detroit - W - 37-26

#### 1994

- Oct. 20 - at Minnesota - L - 13-10 OT
- Nov. 24 - at Dallas - L - 42-31

► The Packers first played a game on a Thursday on Nov. 25, 1920, beating the Stambaugh Miners 14-0 on Thanksgiving. Green Bay's first Thursday night game came on Oct. 17, 1991, losing 10-0 to the Chicago Bears. Although the Packers started off losing the first three Thursday night games they played in, Green Bay has won two of the last four.

► This will be only the fourth time Green Bay has played on a Thursday in the month of September.





## PACKERS VS. VIKINGS – WEEK 5

## BREAKING DOWN THE ROSTER

The Packers' active roster is composed of 24 offensive players, 25 defensive players and three specialists.

- Of the 52 players on Green Bay's roster, 33 of them (63.5 percent) were draft picks of the Packers.
- Green Bay has 17 players on the roster that began their careers as non-drafted free agents, with seven of those originally signed by Green Bay.
- Almost 50 percent of the players (24 of 52, 46.2%) on Green Bay's roster entered the league as a sixth-round or seventh-round pick or as a non-drafted player.
- The Packers have 12 players on the roster that played in the NFL prior to the 2009 season, and six of those players began their pro careers as a sixth-round or seventh-round pick or as a non-drafted player (QB Matt Flynn, K Mason Crosby, CB Tramon Williams, CB Jarrett Bush, FB John Kuhn, LS Brett Goode).
- Of the 52 players on the roster, 41 began their pro careers with the Packers (78.8 percent).
- Only 17 of the 52 players on the roster (32.7 percent) were selected in the first three rounds of the draft, with 16 being drafted by the Packers.
- Of the 52 players on the roster, 42 of them (80.8 percent) are 28 years old or younger (as of Oct. 2) and 18 players (34.6 percent) are 24 years old or younger.

## GREEN BAY'S ROSTER ...

BY AGE (as of Oct. 2)

21-24	18 players
25-28	24 players
29-32	9 players
33-plus	1 players

BY EXPERIENCE

R-1	10 players
2-3	14 players
4-5	13 players
6-9	13 players
10-plus	2 players

BY DRAFT ROUND

1st	9 players
2nd/3rd	8 players
4th/5th	10 players
6th/7th	8 players
Undrafted	17 players

## DIVISIONAL STRETCH

The Packers game against the Vikings marks the third consecutive against a team from the NFC North.

- According to the Elias Sports Bureau, the last time the Packers played three divisional games in 12 days was Nov. 16-27, 1986.
- It will be the first time since 2012 that Green Bay has played three consecutive games against division opponents.
- Under Head Coach **Mike McCarthy**, the Packers have played three straight games against division foes twice (2006 and 2012).
- In both 2006 and 2012, Green Bay went 3-0 in those games.
- Green Bay played NFC North teams on the road in back-to-back weeks for the first time since 2004. It was the only time since the NFC North was established during realignment in 2002 that the Packers played road games in the division in consecutive weeks.

## GREEN BAY IN OCTOBER

Dating back to 2008, the Packers are 18-5 in the month of October. Green Bay's 18 wins are tied for the league lead and the Packers' .783 winning percentage leads the NFL over that span:

<u>Team</u>	<u>October Record</u>	<u>Pct.</u>
<b>1. Green Bay</b>	<b>18-5</b>	<b>.783</b>
2t. New England	18-6	.750
2t. N.Y. Giants	18-6	.750
4. Pittsburgh	17-6	.739
5. Atlanta	14-6	.700

- Under Head Coach **Mike McCarthy**, Green Bay ranks in the top five in both points scored and points allowed per game in October:

<u>Points Scored</u>		<u>Points Allowed</u>	
<u>Team</u>	<u>Per Game</u>	<u>Team</u>	<u>Per Game</u>
1. New England	30.5	1. New England	17.2
2. New Orleans	27.0	2. Pittsburgh	17.7
3. N.Y. Giants	26.9	<b>3. Green Bay</b>	<b>18.4</b>
4. Chicago	26.4	4. N.Y. Giants	18.6
<b>5. Green Bay</b>	<b>26.1</b>	5. Baltimore	19.3

## MR. OCTOBER

Since taking over as the starter in 2008, QB **Aaron Rodgers** has had some success in the month of October.

- In 10 of his last 12 starts in October, Rodgers has registered a passer rating of at least 100. He has posted five 130-rating games over that span and his only sub-100-rating games were his 95.7 rating vs. Jacksonville in 2012 and his 84.8 rating at Baltimore in 2013.
- Over his last 12 October starts, Rodgers has completed 279 of 404 passes (69.1 percent) for 3,690 yards (307.5 ypg) and 33 TDs with just four INTs for a 120.8 passer rating. He has eclipsed the 300-yard mark in seven of those 12 games and thrown three or more TDs in seven of them as well. Rodgers has a 11-1 record in his last 11 October starts.
- A look at where Rodgers ranks in several categories in the month of October since taking over as the starter in 2008 (min. 300 attempts):

<u>Quarterback</u>	<u>Passer Rating</u>
<b>1. Aaron Rodgers, GB</b>	<b>110.8</b>
2. Peyton Manning, IND/DEN	101.7
3. Ben Roethlisberger, PIT	98.6

<u>Quarterback</u>	<u>TD/INT Ratio</u>
<b>1. Aaron Rodgers, GB</b>	<b>4.08 (53/13)</b>
2. Matthew Stafford, DET	2.90 (29/10)
3. Kyle Orton, CHI/DEN/DAL	2.88 (23/8)

<u>Quarterback</u>	<u>Yards/Attempt</u>
<b>1. Aaron Rodgers, GB</b>	<b>8.77</b>
2. Philip Rivers, SD	8.05
3. Ben Roethlisberger, PIT	8.01

<u>Quarterback</u>	<u>Touchdowns</u>
<b>1t. Aaron Rodgers, GB</b>	<b>51</b>
1t. Drew Brees, NO	51
3. Peyton Manning, IND/DEN	41

## PACKERS VS. VIKINGS – WEEK 5

### STAT OF THE WEEK

- Packers QB **Aaron Rodgers** reached 25,000 yards passing during the regular season in 3,065 attempts. According to the Elias Sports Bureau, Rodgers reached the mark in the fewest attempts in NFL history:

Player	Pass Attempts To 25,000 Yards
1. Aaron Rodgers, GB	3,065
2. Kurt Warner, STL/NYG/AZ	3,076
3. Ben Roethlisberger, PIT	3,109

- By reaching the 25,000-yard mark in his 98th regular-season game, Rodgers is the fourth fastest to get to the mark in NFL history:

Player	# Games To 25,000 Yards
1. Dan Marino, MIA	92
2t. Peyton Manning, IND/DEN	97
2t. Kurt Warner, STL/NYG/ARI	97
4. Aaron Rodgers, GB	98

### WHAT TO LOOK FOR

- A win would make McCarthy 85-47-1 during the regular season as the Packers' head coach.
- Green Bay's defense has recorded five interceptions in the last three games.
- The Packers' defense is looking to hold the opposing quarterback to a passer rating below 85.0 for the fourth game in a row (CHI-Jay Cutler, 82.5 / NYJ-Geno Smith, 64.1 / DET-Matthew Stafford, 61.6).
- Green Bay's offense scored on six of seven drives in Week 4 at Chicago.
- The Packers have recorded 111 interception return yards this season, the third most in the NFL (HOU-150 / NYJ-116).

### OFFENSE

- QB **Aaron Rodgers** has registered two games with a 100-plus passer rating this season and 53 in his career. In Week 4, he registered a rating over 150.0 (151.2) for the second time in his career (155.4, Oct. 25, 2009 at CLE).
- Rodgers looks to record the 34th 300-yard passing game of his career during the regular season.
- If Rodgers throws for at least four touchdowns it would mark the second time in his career he has registered at least four touchdown passes in back-to-back games (4 at SD, Nov. 6, 2011, and 4 vs. MIN, Nov. 14, 2011).
- WR **Jordy Nelson** (335) is 10 receptions shy of tying WR Max McGee (345) for ninth most in Packers' history.
- Nelson is two touchdown receptions short of TE Paul Coffman (39) for 10th place in franchise history.
- With 10 receptions last week against Chicago, Nelson has recorded at least nine receptions in three games this season and in eight games in his career, including the postseason, passing WR Antonio Freeman (7) for the third-most games with at least nine receptions among Packers players, dating back to 1960 (Sterling Sharpe, 13 / Donald Driver, 12).
- Nelson has registered at least one reception in the last 27 games he has played in, including the postseason. Is tied for the longest streak of his career (27 games, 2010 postseason - 2012 regular season).
- Since the start of 2013 (including the postseason), Nelson has nine games with at least seven receptions, including three games this season. It marks the third-most games with seven-plus receptions in the league

over that time span (WAS Pierre Garcon, 12 / NE Julian Edelman, 11 / DEN Demaryius Thomas, 9 / PIT Antonio Brown, 9).

- WR **Randall Cobb** is the first Packer to record five touchdown receptions in the team's first four games of a season since 1956 when Billy Howton and Gary Knafe both had five.
- Cobb has recorded at least one reception in 32 consecutive games, including the postseason.
- Cobb has seven receiving touchdowns in his last five regular-season games, dating back to last season.
- Dating back to the start of the 2013 season, RB **Eddie Lacy** has registered at least 20 carries in 10 regular-season games to rank No. 2 in the NFL (PHI LeSean McCoy, 11 / MIN Adrian Peterson, 9 / SEA Marshawn Lynch, 9). The Packers are 7-2-1 when Lacy carries the ball at least 20 times in a regular-season game.
- Last week, TE **Richard Rodgers** registered a 43-yard reception. It was the longest reception by a Packers' rookie tight end.

### DEFENSE

- LB **Julius Peppers** registered a sack against Detroit in Week 3. It gave him 119.5 sacks for his career during the regular-season, putting him a half sack short of becoming the 17th player in the NFL (since 1982) to record at least 120 sacks.
- On the sack, Peppers forced and recovered a fumble, giving him 40 forced fumbles in his career, the sixth most in the NFL since 1994.
- Peppers has played in 100 consecutive games, which is tied for the longest active streak among NFL linebackers (NO Curtis Lofton, 100).
- After recording a sack in a Week 2 victory over the New York Jets, LB **Clay Matthews** (51.0) is three sacks shy of tying DE Aaron Kampman (54.0) for No. 4 on the team's career sacks list.
- Matthews recorded the fifth interception of his career in Week 4 at Chicago. It was the second interception he has registered against the Bears (2011). He needs one more interception to join Peppers as two of five active NFL players with at least six interceptions and 40 sacks (BAL-Terrell Suggs / TEN-Shaun Phillips / PIT-James Harrison).
- Matthews' 40-yard interception return in Week 4 was the second longest of his career (62t vs. DAL, 11/7/10).
- In eight career regular-season games against the Vikings, Matthews has 7.0 sacks, the second most he has recorded against any opponent (Chicago, 7.5). He also has registered two forced fumbles and a fumble recovery against Minnesota.

### SPECIAL TEAMS

- Cobb needs either a punt return for a touchdown or a kickoff return for a touchdown to take sole possession of second place in Packers history for combined returns for touchdowns (Travis Williams, 6). Cobb, who has three returns for touchdowns, currently is tied with six other players.
- Crosby has played in 116 consecutive games, the longest active streak among kickers.
- Crosby looks to extend his consecutive-games-scoring streak to 117 regular-season games. It is the second-longest streak in franchise history (Ryan Longwell, 144).
- P **Tim Masthay** needs to land one punt inside the 20-yard line to tie P Craig Hentrich (104) for the franchise record.
- In Week 4, the Packers and Bears did not record a punt, making it just the second regular-season game in NFL history without a single punt (Buffalo vs. San Francisco, September 13, 1992). There has been one playoff game in NFL history with zero combined punts (Kansas City vs. Indianapolis, AFC Divisional, January 11, 2004). Including the postseason, it was the third time in Masthay's career he did not record a punt in a game.



## THE DOPE ON THIS WEEK'S OPPONENT:

### Packers vs. Vikings:

**All-time regular season:**

55-48-2

**All-time, postseason:** 1-1

**All-time, at Lambeau Field:**

21-17-2

**Streaks:** The Packers have won seven of the last 10 meetings.

**Last meeting, at Green Bay, regular season:**

Nov. 24, 2013, at Lambeau Field; Tie, 26-26



### COACHES CAPSULES

**Mike McCarthy:** 90-52-1, .633, (incl. 6-5 postseason); 9th NFL season

**Mike Zimmer:** 2-2, .500; 1st NFL season

**Head to Head:** 0-0

**vs. Opponent:** McCarthy 12-4-1 vs. Vikings; Zimmer 0-0 vs. Packers

**MIKE MCCARTHY**...Is in his ninth year as the Packers' 14th head coach.

- ▶ Joined Vince Lombardi and Mike Holmgren as the only coaches to guide the Packers to a Super Bowl title with a win over Pittsburgh in Super Bowl XLV.
- ▶ Led the Packers to their fifth consecutive playoff appearance last season, joining New England as the only two NFL teams to do so over that span. Has also led the team to six playoff appearances in the last seven years (2007, 2009-13).
- ▶ Has guided the Packers to top-10 finishes in scoring each of the past seven seasons (2007-13), joining the Patriots as the only other team to accomplish the feat.
- ▶ His .640 winning percentage during the regular season (84-47-1) ranks No. 5 among active NFL coaches (min. 50 games).
- ▶ Was named Packers head coach on Jan. 12, 2006, his first head-coaching job after 13 years as an NFL assistant.

**MIKE ZIMMER**...Is in his first year as the Vikings' ninth head coach.

- ▶ Spent 20 seasons as an assistant coach in the NFL, including the last 14 as a defensive coordinator for Cincinnati, Atlanta and Dallas.
- ▶ Has been a part of 11 playoff teams and seven teams that have won division titles.
- ▶ From 2008-13, he was the defensive coordinator for a Bengals defense that ranked in the top 10 four times. In the 18 years prior, Cincinnati had only cracked the top 10 once.
- ▶ Led top-10 defenses for Dallas in both a 4-3 and 3-4 scheme.
- ▶ Has had eight defensive players selected to the Pro Bowl a total of 23 times.
- ▶ Was the defensive backs coach for the Cowboys when they won Super Bowl XXX.

### THE PACKERS-VIKINGS SERIES

- ▶ This marks the 108th overall meeting between the border rivals.
- ▶ The Packers own a 56-49-2 advantage over the Vikings (including playoffs) in the all-time series.
- ▶ Green Bay's five-game winning streak that was snapped in the 2012 finale was the longest by the club since a five-game streak against Minnesota from 2006-08. Prior to that, the longest streak for either team was Green Bay's five-game winning streak from 1983-85.
- ▶ The series began when the Vikings entered the league in 1961, and Vince Lombardi's Packers won nine of the first 10.
- ▶ Over the last 20 seasons (1994-2013), these teams have accounted for 15 NFC Central/North division championships.

### NOTABLE CONNECTIONS

Packers DT Letroy Guion played for the Vikings from 2008-13 after originally being selected in the fifth round...Vikings WR Greg Jennings was drafted by Green Bay in the second round in 2006 and played for the Packers for seven seasons (2006-12)...Vikings WR Charles Johnson was drafted by the Packers in the seventh round (216th overall) in 2013 and spent the early part of last season on Green Bay's practice squad...Vikings special teams coordinator Mike Priefer's father, Chuck, was an assistant coach for the Packers from 1984-85...Packers Head Coach Mike McCarthy was the offensive coordinator, tight ends coach Jerry Fontenot played center and secondary-safeties coach Darren Perry played free safety for New Orleans while Vikings head of strength and conditioning Evan Marcus was the assistant strength and conditioning coach from 2000-02...In 2007, Packers secondary-cornerbacks coach Joe Whitt Jr. was the assistant defensive backs coach for Atlanta, Vikings head coach Mike Zimmer was the defensive coordinator and assistant defensive backs/quality control coach Jonathan Gannon was a defensive assistant/quality control coach...From 1991-93, Packers defensive quality control John Rushing played defensive back at Washington State while Zimmer was the defensive coordinator...Packers defensive coordinator Dom Capers and Vikings defensive coordinator George Edwards were on the Dolphins defensive coaching staff together in 2006-07...In 1991, Packers senior personnel executive Alonzo Highsmith played running back for the Cowboys while Vikings offensive coordinator Norv Turner worked in the same position...Highsmith played for Tampa Bay while Vikings wide receivers coach George Stewart coached special teams...Packers defensive line coach Mike Trgovac and Vikings offensive line coach Jeff Davidson coached on the staff together in Carolina...Trgovac coached the defensive line for Washington while Turner was the head coach and Wilson was the running backs coach in 2000...Packers running backs coach Sam Gash played fullback for New England while Davidson, running backs coach Kirby Wilson and defensive line coach Andre Patterson were on the coaching staff in 1997...Gash coached running backs in Detroit while Vikings FB Jerome Felton was with the Lions...Packers QB Scott Tolzien spent training camp with San Diego in 2011 while Turner was the head coach...Packers assistant offensive line coach Steve Marshall was the offensive line coach for Cleveland in 2007-08 while Vikings assistant offensive line coach Hank Fraley played center for the Browns...Packers offensive coordinator Tom Clements (offensive coordinator, 2004-05), Gash (FB, 2003) and quarterbacks coach Alex Van Pelt (QB, 1995-2003, volunteer offensive quality control, 2005) were all with the Bills while Vikings defensive backs coach Jerry Gray was the defensive coordinator (2001-05)...Packers LB Julius Peppers was teammates with Vikings DE Corey Wootton in Chicago from 2010-13...In 2009, Peppers was teammates with Vikings CB Captain Munnerlyn in Carolina...Former college teammates include Packers LB Clay Matthews and LB Nick Perry and Vikings DE Everson Griffen, FB Rhett Ellison and T Matt Kalil (Southern California), Packers DE Datone Jones and Vikings LB Anthony Barr and P Jeff Locke (UCLA), Packers WR Jarrett Boykin and Vikings S Antone Exum (Virginia Tech), and Packers TE Andrew Quarless and Vikings LBs Gerald Hodges and Michael Mauti (Penn State)...Packers area scout Lee Gissendaner went to training camp with the Vikings in 1996 and spent parts of that season on Minnesota's practice squad...Green Bay director of research and development Mike Eayrs (similar capacity, 1985-99) previously worked for the Vikings, as did Packers VP of football administration/player finance Russ Ball (1999-2000).

### LAST MEETING, REGULAR SEASON

Nov. 24, 2013, at Lambeau Field; Tie, 26-26.

- ▶ QB **Matt Flynn**, who came on in relief of QB **Scott Tolzien**, threw for 218 yards and helped spark a rally from a 16-point deficit early in the fourth quarter to force overtime.
- ▶ Each team scored a field goal in overtime to finish with a tie.





## PACKERS VS. VIKINGS – WEEK 5

### A HISTORY OF SUCCESS

In 2013, the Packers won the NFC North title to secure their 29th post-season berth in the history of the franchise, third most in league annals:

<u>Team</u>	<u>Postseason Appearances</u>
1. N.Y. Giants	31
2. Dallas	30
<b>3. Green Bay</b>	<b>29</b>

► Green Bay has made the postseason each of the last five seasons, joining New England as the only team in the league to accomplish that feat each year from 2009-13. The streak of five consecutive postseason appearances ranks No. 2 in team history:

<u>Seasons</u>	<u>Consecutive Playoff Berths</u>
1. 1993-98	6
<b>2. 2009-13</b>	<b>5</b>
3. 2001-04	4

► In Week 4, the Packers became the second NFL franchise to win 700 regular-season games.

► A look at the top regular-season win totals in league history:

<u>Team</u>	<u>Regular-Season Wins</u>
1. Chicago	732
<b>2. Green Bay</b>	<b>700</b>
3. N.Y. Giants	663
4. Pittsburgh	571
5. Washington	566

### MAKING GAINS

Green Bay's offense has been one of the best at generating big plays. In Week 4, the Packers recorded two pass plays over 40 yards and five of 20-plus yards against Chicago.

► Green Bay finished in the top 10 in yards per play in five of the first eight seasons under Head Coach **Mike McCarthy**:

<u>Season</u>	<u>Yards Per Play/Ranking</u>
2006	5.03 (19th)
2007	6.02 (2nd)
2008	5.55 (11th)
2009	5.82 (9th)
2010	5.73 (6th)
2011	6.56 (2nd)
2012	5.58 (14th)
2013	5.96 (4th)

► Since the start of the 2013 regular season, the Packers rank third in the league in pass plays of 25-plus yards:

<u>Team</u>	<u>Pass Plays of 25-Plus Yards</u>
1. Philadelphia	59
2. Denver	53
<b>3. Green Bay</b>	<b>46</b>
4t. Cincinnati	44
4t. New Orleans	44

### HOME COOKING

The Packers have won 25 of their last 30 with one tie and 31 of their last 37 games with one tie at Lambeau Field in the regular season.

► Green Bay's .863 winning percentage (31-5-1) at home since Week 10 of 2009 ranks **No. 2 in the NFL** over that span:

<u>Team</u>	<u>W-L Record</u>	<u>Pct.</u>
1. New England	33-3-0	.917
<b>2. Green Bay</b>	<b>31-5-1</b>	<b>.863</b>
3. Baltimore	32-7-0	.821

► The Packers have averaged 30.5 points per game at home since 2009, **No. 3 in the league** over that span. Green Bay has posted 19 games of 30-plus points since '09 and nine 40-point games.

<u>Team</u>	<u>Points Per Game/Home (Since 2009)</u>
1. New England	31.8
2. New Orleans	31.5
<b>3. Green Bay</b>	<b>30.5</b>

► The defense has done its part as well at home since 2009, generating 87 turnovers at Lambeau Field. With Green Bay's offense posting only 42 giveaways over that span, the Packers have a plus-45 turnover ratio at home, which is **No. 3 in the league** since '09:

<u>Team</u>	<u>TO Differential/Home (Since 2009)</u>
1t. New England	plus-46
1t. San Francisco	plus-46
<b>3. Green Bay</b>	<b>plus-45</b>

► With the 87 takeaways at home since 2009, the Packers are **tied for No. 4 in the league** in that category:

<u>Team</u>	<u>Takeaways/Home (Since 2009)</u>
1t. San Francisco	92
1t. Seattle	92
3. N.Y. Giants	88
<b>4t. Green Bay</b>	<b>87</b>
4t. Chicago	87
4t. New England	87

► Green Bay has generated at least two takeaways in 25 of 41 home games since 2009. The Packers have a 23-2 mark (.920) in those games. The Packers have posted four or more takeaways at Lambeau Field in nine of those contests.

► The Packers' win over Tennessee in Week 16 of 2012 gave the team its third straight season with at least seven wins at home. It marked the second-longest streak in franchise history behind only a span of five straight seasons (1994-98) with seven or more victories at home.

► A look at the most home victories over a three-season span in franchise history:

<u>Seasons</u>	<u>Home Wins</u>
1t. 1995-97, 1996-98	23
3t. 1994-96, <b>2010-12</b>	22
5t. 2000-02, 2009-11	21



## PACKERS VS. VIKINGS – WEEK 5

## PROLIFIC PACKERS

Over the past five seasons, Green Bay has been one of the most productive offenses in the NFL.

► A glance at where the Packers rank in several offensive categories since 2010:

<u>Team</u>	<u>Points Per Game</u>
1. New England	31.3
2. New Orleans	28.0
<b>3. Green Bay</b>	<b>27.8</b>

<u>Team</u>	<u>30-Point Games</u>
1. New England	41
2. New Orleans	31
<b>3t. Green Bay</b>	<b>30</b>
3t. Denver	30

<u>Team</u>	<u>40-Point Games</u>
1. New England	12
<b>2. Green Bay</b>	<b>11</b>
3. New Orleans	9

<u>Team</u>	<u>Total Touchdowns</u>
1. New England	246
2. New Orleans	229
<b>3. Green Bay</b>	<b>226</b>

<u>Team</u>	<u>Passing Touchdowns</u>
1. New Orleans	168
<b>2. Green Bay</b>	<b>156</b>
3. Denver	145

<u>Team</u>	<u>Net Yards Per Game</u>
1. New Orleans	413.3
2. New England	396.6
3. Philadelphia	388.6
4. Detroit	382.8
5. Denver	378.3
<b>6. Green Bay</b>	<b>376.4</b>

<u>Team</u>	<u>Net Passing Yards/Game</u>
1. New Orleans	307.1
2. Detroit	281.4
3. New England	272.7
<b>4. Green Bay</b>	<b>269.1</b>
5. Dallas	261.8

► A look at Green Bay's regular-season record since 2006 by point total:

<u>Points Scored</u>	<u>GB Record Since 2006</u>
30-plus	50-5 (.909)
21-29	25-16-1 (.607)
11-20	6-16 (.273)
10 or less	3-10 (.300)

## NOT IN A GIVING MOOD

The Packers have turned the ball over three times this season, tying for the sixth fewest in the league. QB **Aaron Rodgers** has only thrown one interception, tying for the fewest he has thrown through the first four games of a season, min. 50 pass attempts (2009). Green Bay's 96 turnovers are **tied for No. 2 in the NFL** since 2009:

<u>Team</u>	<u>Total Giveaways Since 2009</u>
1. New England	87
<b>2t. Green Bay</b>	<b>96</b>
2t. San Francisco	96
4. Baltimore	114
5. Atlanta	119

► The Packers are on pace for the fewest total giveaways in a single season in team history. The three best giveaway seasons in franchise history have come under Head Coach **Mike McCarthy's** direction:

<u>Season</u>	<u>Total Giveaways</u>
<b>1. 2011</b>	<b>14</b>
<b>2t. 2009, 2012</b>	<b>16</b>
4. 1972	19

► After not turning the ball over in a Week 4 victory at Chicago, Green Bay has registered 27 zero-turnover games since 2009, which ranks **No. 3 in the NFL** over that span:

<u>Team</u>	<u>Zero-Turnover Games Since 2009</u>
1. New England	31
2. San Francisco	30
<b>3. Green Bay</b>	<b>27</b>
4. Baltimore	25
5. Kansas City	24

► Green Bay is 59-19-1 (.763) in the regular season under McCarthy when it doesn't have a giveaway or turns it over just once. A look at the Packers' record by the number of giveaways they have in a game since 2006:

<u>Giveaways In Game</u>	<u>GB Record Since 2006</u>
None	31-5-1 (.875)
One	28-14 (.667)
Two	20-15 (.571)
Three-plus	5-13 (.278)

► A look at Green Bay's giveaway totals each season since 2006 and where that ranked in the NFL:

<u>Season</u>	<u>Giveaways/Ranking</u>
2006	33 (26th)
2007	24 (t-7th)
2008	21 (t-8th)
2009	16 (1st)
2010	22 (10th)
2011	14 (2nd)
2012	16 (t-2nd)
2013	25 (t-15th)
<b>2014</b>	<b>3 (t-6th)</b>





## PACKERS VS. VIKINGS – WEEK 5

### AT THE HELM

Having led Green Bay to the playoffs in five of his seven seasons as head coach, **Mike McCarthy** is joined by Vince Lombardi and Mike Holmgren as the only coaches to guide the Packers to a Super Bowl win with a victory over Pittsburgh in Super Bowl XLV.

- McCarthy joined Pittsburgh's Bill Cowher (2005) as the only Super Bowl-winning coaches to lead their respective teams to three road wins as the No. 6 seed in the postseason en route to a world title.
- Including playoffs, McCarthy has an 90-52-1 record since taking over as head coach in 2006, a .633 winning percentage that ranks **No. 5 among current NFL head coaches** (minimum 60 games):

<u>Coach</u>	<u>Winning Pct.</u>
1. Jim Harbaugh, SF	.725 (43-16-1)
2. Bill Belichick, CLE/NE	.657 (220-115)
3. John Harbaugh, BAL	.655 (74-39)
4. Sean Payton, NO	.635 (80-46)
<b>5. Mike McCarthy, GB</b>	<b>.633 (90-52-1)</b>

- McCarthy coached in his 134th game in Week 13 at Detroit last season (including playoffs), moving him past Bart Starr for No. 2 in team history:

<u>Coach</u>	<u>Overall Games</u>
1. Curly Lambeau, 1921-49	339
<b>2. Mike McCarthy, 2006-14</b>	<b>143</b>
3. Bart Starr, 1975-83	133

- With a win at Minnesota in Week 8 last season, McCarthy moved ahead of Holmgren for the No. 3 spot in team history as far as overall victories:

<u>Coach</u>	<u>Overall Wins</u>
1. Curly Lambeau, 1921-49	212
2. Vince Lombardi, 1959-67	98
<b>3. Mike McCarthy, 2006-14</b>	<b>90</b>
4. Mike Holmgren, 1992-98	84
5. Mike Sherman, 2000-05	59

- McCarthy won his 75th career game (including playoffs) at Detroit in Week 11 of 2012, tying Kansas City's Andy Reid and New Orleans' Sean Payton for the fastest to 75 wins among active NFL head coaches. It is the third fastest in team history:

<u>Coach</u>	<u>Games Needed For 75 Wins</u>
<b>1t. Mike McCarthy, GB</b>	<b>114</b>
1t. Sean Payton, NO	114
1t. Andy Reid, PHI/KC	114
4. Tom Coughlin, JAX/NYG	140

<u>Coach</u>	<u>Games Needed For 75 Wins</u>
1. Vince Lombardi	102
2. Mike Holmgren	111
<b>3. Mike McCarthy</b>	<b>114</b>
4. Curly Lambeau	117

- McCarthy has guided the Packers to four seasons with 11-plus wins (2007, 2009, 2011-12). That is tied with Lombardi (1961-63, 1966) and Holmgren (1995-98) for the **most by a coach in franchise history**.
- Since McCarthy took over in 2006, the Packers rank **No. 3 in the NFL** in regular-season winning percentage:

<u>Team</u>	<u>Winning Pct.</u>
1. New England	.779 (102-29)
2. Indianapolis	.659 (87-45)
<b>3. Green Bay</b>	<b>.640 (84-47-1)</b>
4. Baltimore	.629 (83-49)
5. San Diego	.621 (82-50)
6t. Pittsburgh	.614 (81-51)
6t. New Orleans	.614 (81-51)

### WINNING WAYS

With a win in Week 15 at Chicago in 2012, Green Bay posted its fourth straight 10-win season, tying a franchise record that was done three other times in club annals (1929-32, 1995-98, 2001-04).

- A victory vs. Tennessee in Week 16 brought the Packers' win total to 47 from 2009-12, which ranks second in franchise history:

<u>Seasons</u>	<u>Regular-Season Wins</u>
1. 1995-98	48
<b>2. 2009-12</b>	<b>47</b>
3. 1994-97	46

- Green Bay and New England were the only two teams in the league to win at least 10 regular-season games each season from 2009-12.

- A look at the top regular-season win totals in the league since 2009:

<u>Team</u>	<u>Regular-Season Wins (Since 2009)</u>
1. New England	63
<b>2. Green Bay</b>	<b>57</b>
3. New Orleans	56
4. Baltimore	54
5. San Francisco	52
6t. Atlanta	51
6t. Pittsburgh	51

- The Packers are the only NFC team and one of two teams in the league (New England) to make the playoffs each of the past five seasons (2009-13).

- Including playoffs, the Packers have won 62 games since 2009, which ranks **No. 2 in the league** over that span:

<u>Team</u>	<u>Total Wins (Since 2009)</u>
1. New England	67
<b>2. Green Bay</b>	<b>62</b>
3t. Baltimore	61
3t. New Orleans	61
5. San Francisco	57



## PACKERS VS. VIKINGS – WEEK 5

## DIFFERENTIAL MAKES A DIFFERENCE

Green Bay finished in the top 10 in the league in turnover differential in six consecutive seasons (2007-12), the only team in the NFL to accomplish that feat over that span. The Packers are plus-4 in turnover differential this season, tied for the best in the NFC and fifth in the NFL:

<u>Team</u>	<u>Turnover Margin</u>
1t. Green Bay	+4
1t. San Francisco	+4
3. Carolina	+3
4t. Chicago	+2
4t. Arizona	+2

► A look at where Green Bay ranks in the category since 2009:

<u>Team</u>	<u>Turnover Margin (Since 2009)</u>
1. New England	plus-91
2. Green Bay	plus-66
3. San Francisco	plus-61

► Green Bay has won or come out even in the turnover battle in 44 of its last 54 regular-season games.

► Green Bay ranked **No. 2 in the league** in 2011 with a plus-24 turnover differential, trailing only San Francisco (plus-28). That mark was tied for No. 2 in franchise history. Two of the top five ratios have come under Head Coach **Mike McCarthy**:

<u>Season</u>	<u>Turnover Margin</u>
1. 1943	plus-26
2t. 1941	plus-24
2t. 1965	plus-24
2t. 2009	plus-24
2t. 2011	plus-24

► During McCarthy's tenure, the Packers have a 59-8-1 (.866) regular-season record when they come out ahead in the game in turnover ratio:

<u>Turnover Margin</u>	<u>GB Record Since 2006</u>
minus-3 or worse	0-2 (.000)
minus-2	2-10 (.167)
minus-1	7-15 (.318)
even	16-12 (.571)
plus-1	27-4-1 (.859)
plus-2	15-2 (.882)
plus-3 or better	17-2 (.895)

## KEEPING THE CHAINS MOVING

Through four games this season, the Packers have a 47.73 percent conversion rate on third down, which is tied for ninth in the NFL this season:

<u>Team</u>	<u>Third-Down Conversion Rate</u>
1. New Orleans	57.14
2t. Atlanta	55.10
2t. Dallas	55.10
4. Detroit	52.38
5t. Baltimore	50.00
5t. San Francisco	50.00
7. San Diego	49.18
8. Arizona	48.72
9t. Green Bay	47.73
9t. Kansas City	47.73

► The Packers have been at their best on third-and-long (more than 6 yards to go), checking in at **No. 3 in the NFL** this season:

<u>Team</u>	<u>Third-and-Long (&gt;6 Yards)</u>
1. Atlanta	44.8
2. New Orleans	44.0
3. Green Bay	42.1
4. Arizona	38.1

► The Packers finished ninth in the NFL last season with a third-down conversion rate of 41.2 percent. It was the seventh straight season (2007-13) that Green Bay's offense finished in the top 10 on third down, one of only two teams in the league to do so over that span (New Orleans).

► The Packers converted at a 48.1-percent clip on third down in 2011, good for No. 3 in the NFL behind only New Orleans (56.7) and San Diego (48.8).

► Two of the top four seasons in team history since the 1970 AFL-NFL merger have come under Head Coach **Mike McCarthy**:

<u>Season</u>	<u>Third-Down Conversion Rate</u>
1. 1995	49.1
2. 2011	48.1
3. 2004	47.3
4. 2009	47.0

## RACKING UP TACKLES

With eight tackles against the Bears in Week 17 last season, LB **A.J. Hawk** moved into the No. 1 spot in franchise history for career tackles (since coaches began recording in 1975).

► Hawk led the team with 153 tackles (112 solo) in 2013. With 35 tackles this season, Hawk is tied for the team lead and now has 1,060 tackles for his career:

<u>Player</u>	<u>Career Tackles</u>
1. A.J. Hawk, 2006-2014	1,060
2. John Anderson, 1978-89	1,020
3. Nick Barnett, 2003-10	1,014
4. Johnnie Gray, 1975-83	1,001
5. Mike Douglass, 1978-85	967

► Hawk has posted 100-plus tackles in four consecutive seasons (2010-13) and in seven of his eight years in the NFL (2006-08, 2010-13).

► Hawk registered a career-high three sacks in the Week 6 win at Baltimore last season and finished the contest with five tackles for a loss. He posted a career-high five sacks in 2013.

► Hawk was one of nine linebackers in the league to record three sacks in a game last season.

► Even more notable, Hawk became just the second Green Bay inside linebacker to record three sacks in a game since sacks became an official statistic in 1982.

► A look at the only two inside linebackers to ever register a three-sack game for the Packers (position based on the official gamebook):

<u>Inside Linebacker</u>	<u>Sacks</u>
A.J. Hawk, at Bal., 10/13/13	3.0
Bryce Paup, vs. TB, 9/15/91	3.0





## PACKERS VS. VIKINGS – WEEK 5

### SACKING PACK

With **Dom Capers** as defensive coordinator (2009-14), the Packers have recorded 210 sacks, which ranks fourth in the NFL over that span.

<u>Team</u>	<u>Sacks (2009-14)</u>
1. Minnesota	222
2. Miami	219
3. St. Louis	213
<b>4. Green Bay</b>	<b>210</b>
5. Pittsburgh	208

- The Packers' sack total in 2012 was tied for the fifth best in franchise history since team sacks began to be recorded in 1963:

<u>Season</u>	<u>Sacks</u>
1. 2001	52
2. 1998	50
3t. 1978, 1985	48
5t. 1966, 2010, 2012	47

- In four games this season, Green Bay has had six players record one sack, which is **tied for eighth in the NFL** for number of players with at least one sack.
- The Packers had 14 different players register at least one full sack last season, which was **tied for No. 4 in the NFL**:

<u>Team</u>	<u>Players With A Full Sack</u>
1t. Carolina Cleveland	16
3. New England	15
4t. <b>Green Bay</b> , Arizona, Oakland San Diego	14

- Green Bay had 15 different players record a sack in 2012, **No. 2 in the NFL** behind only Cleveland (16). The Packers' 2012 total tied the single-season franchise record and last season's mark is **tied for No. 3**:

<u>Season</u>	<u>Packers With A Sack</u>
1t. 1987, 2012	15
3t. 2003, 2009, 2010, 2013	14

### TAKE IT AWAY NOW

The Packers are tied for sixth in the NFL with seven takeaways this season:

- A fumble recovery by S **Ha Ha Clinton-Dix** on a muffed punt by Seahawks S Earl Thomas in Week 1
- An interception by CB **Tramon Williams** in Week 2
- Interceptions by Clinton-Dix and CB **Davon House** in Week 3
- A forced fumble and recovery by LB **Julius Peppers** on a sack of QB Matthew Stafford in Week 3
- Interceptions on consecutive possessions by LB **Clay Matthews** and CB **Sam Shields** in Week 4

- The Packers have converted five of the turnovers into touchdowns. Green Bay is tied for third in the league for points off of takeaways this season:

<u>Team</u>	<u>Points Off Of Takeaways</u>
1. N.Y. Giants	41
2. Atlanta	38
<b>3t. Green Bay</b>	<b>35</b>
3t. Chicago	35
5t. Indianapolis	31
5t. Miami	31
5t. Philadelphia	31

- The Packers are **tied for fifth** in the NFL with five interceptions this season:

<u>Team</u>	<u>Interceptions</u>
1. N.Y. Giants	7
2t. Chicago	6
2t. Cincinnati	6
2t. New England	6
5t. <b>Green Bay</b>	5
5t. Buffalo	5
5t. Dallas	5
5t. Indianapolis	5
5t. San Francisco	5
5t. Tennessee	5

- Green Bay's seven takeaways this season tie for the second-most under defensive coordinator Dom Capers in the month of September:

<u>Year</u>	<u>Takeaways</u>
1. 2009	9
<b>2t. 2014</b>	<b>7</b>
2t. 2011	7

- Green Bay has generated 251 takeaways since '06, **No. 3 in the league** over that span:

<u>Team</u>	<u>Total Takeaways Since 2006</u>
1. Chicago	283
2. New England	266
<b>3. Green Bay</b>	<b>251</b>
4. N.Y. Giants	242
5. Arizona	238

- Green Bay's takeaway total of 110 from 2009-11 was the best three-year mark by the club since it generated 116 turnovers from 2001-03.

- The Packers have a **59-16 record** (.786) when they record **at least two takeaways** in a game under Head Coach **Mike McCarthy**. A look at the Packers' record by the number of takeaways since 2006:

<u>Takeaways In Game</u>	<u>GB Record Since 2006</u>
None	3-15 (.167)
One	22-16-1 (.577)
Two	28-9 (.757)
Three-plus	31-7 (.816)



## PACKERS VS. VIKINGS – WEEK 5

## AMONG THE LEADERS

QB **Aaron Rodgers** put together a masterful performance in Green Bay's 38-17 win at Chicago in Week 4, completing 22 of 28 passes for 302 yards, four touchdowns and a passer rating of 151.2. It was the second-best passer rating of his career (min. 20 att.).

► Rodgers is once again among the league leaders in several categories this season:

<u>Quarterback</u>	<u>Passer Rating</u>
1. Philip Rivers, SD	114.5
<b>2. Aaron Rodgers, GB</b>	<b>109.1</b>
3. Russell Wilson, SEA	108.9
4. Peyton Manning, DEN	108.5
5. Andrew Luck, IND	108.0

<u>Quarterback</u>	<u>Passing Touchdowns</u>
1. Andrew Luck, IND	13
2t. Jay Cutler, CHI	10
2t. Matt Ryan, ATL	10
<b>4t. Aaron Rodgers, GB</b>	<b>9</b>
4t. Philip Rivers, SD	9
4t. Eli Manning, NYG	9

<u>Quarterback</u>	<u>Touchdown Pct.</u>
1. Andrew Luck, IND	7.8
2. Peyton Manning, DEN	7.2
<b>3. Aaron Rodgers, GB</b>	<b>6.9</b>

<u>Quarterback</u>	<u>Single-Game Passer Rating</u>
1. Matt Ryan, ATL, 9/18 vs. TB	155.9
<b>2. Aaron Rodgers, GB, 9/28 at CHI</b>	<b>151.2</b>
3. Peyton Manning, DEN, 9/14 vs. KC	143.9
4. Andrew Luck, IND, 9/21 at JAX	140.4
5. Joe Flacco, BAL, 9/28 vs. CAR	137.4

► Rodgers led the league in passer rating (108.0) for the second consecutive season in 2012, becoming the first QB to do so since Peyton Manning led the NFL in the category in three straight seasons (2004-06).

► Rodgers' combined passer rating of 114.9 from 2011-12 was the best **two-season passer rating in NFL history** (min. 700 att.):

<u>Quarterback</u>	<u>Passer Rating</u>
<b>1. Aaron Rodgers, GB, 2011-12</b>	<b>114.9</b>
2. Peyton Manning, IND, 2004-05	113.0
<b>3. Aaron Rodgers, 2010-11</b>	<b>112.1</b>

► With 39 TD passes on the season in 2012, Rodgers has two of the top three single-season totals in franchise annals:

<u>Quarterback</u>	<u>Passing TDs</u>
<b>1. Aaron Rodgers, 2011</b>	<b>45</b>
<b>2t. Aaron Rodgers, 2012</b>	<b>39</b>
2t. Brett Favre, 1996	39

► Rodgers threw 25 TD passes in the first nine games in 2012, the second straight year he had thrown 25-plus TDs in the opening nine contests. He was the **first quarterback in NFL history** to post 25-plus TD passes in his team's first nine games in two different seasons (28 TD passes in 2011).

► A look at where Rodgers ranks in several categories **since 2011** (min. 1,000 attempts):

<u>Quarterback</u>	<u>Passer Rating</u>
<b>1. Aaron Rodgers, GB</b>	<b>112.4</b>
2. Peyton Manning, DEN	110.6
3. Drew Brees, NO	103.5

<u>Quarterback</u>	<u>Touchdowns</u>
1. Drew Brees, NO	135
<b>2. Aaron Rodgers, GB</b>	<b>110</b>
3. Tom Brady, NE	101

<u>Quarterback</u>	<u>Yards/Attempt</u>
<b>1. Aaron Rodgers, GB</b>	<b>8.46</b>
2. Peyton Manning, DEN	8.09
3. Drew Brees, NO	7.96

<u>Quarterback</u>	<u>Completion Pct.</u>
1. Peyton Manning, DEN	68.3
2. Drew Brees, NO	67.9
<b>3. Aaron Rodgers, GB</b>	<b>67.4</b>

<u>Quarterback</u>	<u>TD/INT Ratio</u>
<b>1. Aaron Rodgers, GB</b>	<b>5.24 (110/21)</b>
2. Peyton Manning, DEN	4.55 (100/22)
3. Tom Brady, NE	3.26 (101/31)

<u>Quarterback</u>	<u>25-Yard Passes</u>
1. Drew Brees, NO	135
2. Matthew Stafford, DET	115
3. Eli Manning, NYG	108
<b>4t. Aaron Rodgers, GB</b>	<b>105</b>
4t. Philip Rivers, SD	105

<u>Quarterback</u>	<u>Yards/Completion</u>
1. Cam Newton, CAR	12.77
<b>2. Aaron Rodgers, GB</b>	<b>12.56</b>
3. Eli Manning, NYG	12.54

## CONTINUING TO CLIMB

QB **Aaron Rodgers** posted his 3,000th career passing attempt in the Week 2 win over the Jets (now has 3,057), becoming just the third player in franchise history to register 3,000 career passing attempts (Brett Favre, 8,754; Bart Starr, 3,149).

► At the time of his 3,000th career passing attempt, Rodgers had 53 career interceptions, an NFL record by a quarterback for the fewest INTs at the time of his 3,000th career attempt (Neil O'Donnell, 59 INTs).

► Also in Week 2, Rodgers (25,196) moved past Bart Starr (24,718) for No. 2 on the all-time franchise list.





## PACKERS VS. VIKINGS – WEEK 5

### A RATINGS SUCCESS

**QB Aaron Rodgers** has recorded 100-plus passer rating in two of the last three weeks. Since taking over as the starter in 2008 (91 starts), Rodgers is **tied for No. 1 in the NFL** in 100-plus passer rating games (min. 15 attempts) over that span:

<u>Quarterback</u>	<u>100-Rating Games (Since '08)</u>
<b>1t. Aaron Rodgers, GB</b>	<b>53</b>
1t. Drew Brees, NO	53
3. Philip Rivers, SD	50

► Rodgers' 43 games with a 100-plus rating in his first 75 career starts **set an NFL record** among QBs whose careers started since 1970:

<u>Quarterback</u>	<u>100-Rating Games (First 75 Starts)</u>
<b>1. Aaron Rodgers, GB</b>	<b>43</b>
2. Tony Romo, DAL	40
3. Philip Rivers, SD	36

► Rodgers posted a 100-plus passer rating in 12 consecutive games (Games 1-12) in 2011, a streak that **topped the NFL single-season mark** of nine set by Colts QB Peyton Manning in 2004.

► A look at where Rodgers' ranks in the NFL **since 2011** (min. 15 att.):

<u>Quarterback</u>	<u>100-rating games</u>
1. Drew Brees, NO	29
<b>2. Aaron Rodgers, GB</b>	<b>28</b>
3. Tom Brady, NE	26

<u>Quarterback</u>	<u>130-rating games</u>
<b>1. Aaron Rodgers, GB</b>	<b>12</b>
2t. Drew Brees, NO	9
2t. Peyton Manning, DEN	9

### PUTTING UP THE POINTS

QB **Aaron Rodgers** is tied for **No. 4 in the league** this season with nine touchdown passes and ranks **No. 3 in the NFL** with a touchdown percentage of 6.9.

► Rodgers' nine touchdown passes are tied for the second most he has thrown in the first four games of a season:

<u>Year</u>	<u>Passing Touchdowns</u>
1. 2011	12
<b>2t. 2014</b>	<b>9</b>
2t. 2013	9
4. 2010	8

► In Week 4, Rodgers threw for four touchdowns at Chicago. Since becoming the starter in 2008, he has 13 games with at least four touchdown passes during the regular season, the **third most in the league** over that time span:

<u>Player</u>	<u>Games With 4+ Passing TDs</u>
1. Drew Brees, NO	20
2. Peyton Manning, DEN	14
<b>3. Aaron Rodgers, GB</b>	<b>13</b>
4. Tom Brady, NE	9

### TAKING HIS PLACE AMONG THE GAME'S BEST

Rodgers surpassed the 1,500-attempt plateau for his career in 2010, the benchmark to qualify for passer rating in the NFL record book.

► Rodgers has completed 2,031 of 3,085 passes (65.8 percent) in his career for 25,196 yards and 197 touchdowns with 53 interceptions for a 105.1 passer rating in the regular season, **No. 1 in NFL history**:

<u>Quarterback</u>	<u>Career Passer Rating</u>
<b>1. Aaron Rodgers, GB</b>	<b>105.1</b>
2. Peyton Manning, IND/DEN	97.4
3. Steve Young, TB/SF	96.8
4. Philip Rivers, SD	96.6
5. Tony Romo, DAL	95.9

► With his 104.9 passer rating last season, Rodgers became the **first quarterback in NFL history** to register five straight 100-plus passer rating seasons. 49ers QB Steve Young (1991-94) accomplished the feat in four consecutive seasons.

► With 4,295 passing yards in 2012, Rodgers brought his total in five seasons as a starter to 21,332. That ranked **No. 1 in NFL history** for the most passing yards by a QB in his first five seasons as a starter, topping the previous mark held by Peyton Manning (20,618, 1998-2002).

► In 91 career regular-season starts, Rodgers has eclipsed the century mark in passer rating 53 times and recorded 34 games of 300-plus yards. He surpassed both marks two time this season (vs. NYJ: 109.8 / 346 yards and at CHI: 151.2 / 302).

► Where Rodgers ranks among active NFL quarterbacks **since he took over as the starter in 2008** (min. 1,000 attempts):

<u>Quarterback</u>	<u>Passing Yards</u>
1. Drew Brees, NO	31,095
2. Philip Rivers, SD	26,836
3. Eli Manning, NYG	24,934
<b>4. Aaron Rodgers, GB</b>	<b>24,867</b>
<u>Quarterback</u>	<u>Passing TDs</u>
1. Drew Brees, NO	236
<b>2. Aaron Rodgers, GB</b>	<b>196</b>
3. Peyton Manning, IND/DEN	193
<u>Quarterback</u>	<u>Passer Rating</u>
<b>1. Aaron Rodgers, GB</b>	<b>105.7</b>
2. Peyton Manning, IND/DEN	101.9
3. Drew Brees, NO	101.0
<u>Quarterback</u>	<u>Yards/Attempt</u>
<b>1. Aaron Rodgers, GB</b>	<b>8.22</b>
2. Philip Rivers, SD	8.14
3. Drew Brees, NO	7.88
<u>Quarterback</u>	<u>INT Percentage</u>
1. Tom Brady, NE	1.6
<b>2. Aaron Rodgers, GB</b>	<b>1.7</b>
3. Alex Smith, KC	2.1
<u>Quarterback</u>	<u>25-Yard Passes</u>
1. Drew Brees, NO	239
<b>2. Aaron Rodgers, GB</b>	<b>215</b>
3. Philip Rivers, SD	208
<u>Quarterback</u>	<u>Rushing Yards</u>
1. Cam Newton, CAR	2,065
2. Michael Vick, PHI/NYJ	2,001
<b>3. Aaron Rodgers, GB</b>	<b>1,551</b>



## PACKERS VS. VIKINGS – WEEK 5

### TAKING CARE OF THE BALL

Since taking over as the starter in 2008, QB **Aaron Rodgers** has been one of the best in the league when it comes to limiting interceptions. He has only thrown one interception this season and his interception percentage of 0.8 is the sixth best in the NFL.

► Rodgers has thrown just 53 interceptions as a starter. His career INT percentage of 1.7 (53 INTs on 3,085 attempts) ranks **No. 1 in NFL history** (min. 1,500 attempts):

Quarterback	Career INT Pct.
1. Aaron Rodgers, GB	1.7
2. Tom Brady, NE	2.0
3. Neil O'Donnell, PIT/NYJ/CIN/TEN	2.1

► Rodgers also ranks **No. 1 in league annals** in career TD/INT ratio:

Quarterback	TD/INT Ratio
1. Aaron Rodgers, GB	3.72 (197/53)
2. Tom Brady, NE	2.70 (362/134)
3. Peyton Manning, IND/DEN	2.27 (499/220)

► At the time of Rodgers' 150th career TD pass (Week 7 in 2012), he had thrown just 42 career INTs. That easily bested Dolphins QB Dan Marino's **NFL record** of 69 INTs at the time of his 150th career TD pass.

► Rodgers holds two of the three lowest interception-percentage marks (min. 200 attempts) in a season in team history:

Quarterback	Season INT Pct.
1t. Aaron Rodgers, 2011	1.20 (6 INTs, 502 att.)
1t. Bart Starr, 1966	1.20 (3 INTs, 251 att.)
3. Aaron Rodgers, 2009	1.29 (7 INTs, 541 att.)

► Rodgers leads the NFL with 51 zero-INT games (min. 15 att.) since 2008:

Quarterback	Zero-INT Games
1. Aaron Rodgers, GB	51
2. Tom Brady, NE	48
3. Joe Flacco, BAL	47

► Rodgers saw his streak of 41 straight regular-season starts without a two-INT game come to an end in Week 3 last season, the **longest streak by an NFL QB since the 1970 AFL-NFL merger**. The previous record was 27 straight games by QB Neil O'Donnell from 1997-99.

► In Week 1 of 2013 at San Francisco, Rodgers' streak of 159 consecutive passing attempts in the regular season without an interception came to an end. It is tied for the fourth-longest streak in team history.

### HITTING HIS MARK

QB **Aaron Rodgers** completed 22 of 28 passes at Chicago in Week 4 for a completion percentage of 78.6, the fifth-highest single-game percentage in the NFL this season (min. 20 att.).

► Rodgers ranks **No. 3 in NFL history** in career completion percentage (min. 1,500 attempts), connecting on 2,031 of 3,085 attempts:

Quarterback	Career Completion Pct.
1. Chad Pennington, NYJ/MIA	66.05
2. Drew Brees, SD/NO	66.03
3. Aaron Rodgers, GB	65.83

► Rodgers holds the top three and four of the top five single-season marks in team annals:

Quarterback	Completion Pct.
1. Aaron Rodgers, 2011	68.33
2. Aaron Rodgers, 2012	67.21
3. Aaron Rodgers, 2013	66.55
4. Brett Favre, 2007	66.54
5. Aaron Rodgers, 2010	65.68

### THIRD DOWN IS THE CHARM

In Week 2, QB **Aaron Rodgers** recorded a passer rating of 134.0 on third down (6 of 9 passes for 85 yards and one touchdown), in Week 3 he finished with a third-down passer rating of 100.6 (3 of 7 for 39 yards and one touchdown) and in Week 4 he registered a rating of 153.3 (7 of 7 for 79 and two touchdowns).

► So far this season, Rodgers has completed 21 of 33 passes for 265 yards, four touchdowns and a passer rating of 128.2 on third down, the third highest in the NFL (min. 3.12 att/game):

Quarterback	Passer Rating
1. Mike Glennon, TB	135.7
2. Matt Ryan, ATL	129.4
3. Aaron Rodgers, GB	128.2
4. Andrew Luck, IND	121.6
5. Philip Rivers, SD	121.3

► A glance at where Rodgers ranks on third down in several categories since 2009 (min. 250 attempts):

Quarterback	Passer Rating
1. Aaron Rodgers, GB	111.7
2. Drew Brees, NO	103.5
3. Tom Brady, NE	101.1

Quarterback	TD/INT Ratio
1. Tom Brady, NE	6.00 (54/9)
2. Aaron Rodgers, GB	4.64 (51/11)
3. Ben Roethlisberger, PIT	3.23 (42/13)

Quarterback	Yards/Attempt
1. Aaron Rodgers, GB	9.09
2. Philip Rivers, SD	8.45
3. Drew Brees, NO	8.41

Quarterback	25-Yard Passes
1. Eli Manning, NYG	66
2. Philip Rivers, SD	61
3. Aaron Rodgers, GB	59

► In 91 career regular-season starts, Rodgers has posted a 100-plus passer rating on third down in 51 of those contests.

► In 2012, Rodgers threw for 1,298 yards and nine TDs with one INT on 92-of-144 passing (63.9 percent) on third down. He ranked No. 1 in the league in third-down passer rating (110.8), No. 1 in yards per attempt (9.01) on third down and No. 2 in 25-yard passes (15) on third down.

► In '09, Rodgers ranked No. 1 in the NFL with a 133.5 rating. No other quarterback in the league threw for as many yards (1,710) or touchdowns (14) on third down as Rodgers, and his passer rating was the best in the NFL since Kurt Warner's 137.3 rating in 1999 with St. Louis.



## PACKERS VS. VIKINGS – WEEK 5

### LONG-DISTANCE DEDICATION

When QB **Aaron Rodgers** connected with WR **Jordy Nelson** on an 80-yard TD pass that gave the Packers a 31-24 in the third quarter of the Week 2 win over the Jets, it marked Rodgers' 14th career TD pass of 70-plus yards.

- ▶ With the 14 TD passes of 70-plus yards since 2008, Rodgers **ranks No. 1** among NFL quarterbacks in the category over that span:

Quarterback	70-Yard TDs (Since 2008)
1. Aaron Rodgers, GB	14
2. Eli Manning, NYG	10
3. Drew Brees, NO	8
4t. Tony Romo, DAL	7
4t. Matt Ryan, ATL	7

- ▶ Rodgers ranks No. 2 in franchise history in 70-yard TD passes behind only QB Brett Favre (15).
- ▶ Rodgers posted a career-high four TD passes of 70-plus yards in 2011 and three in 2009. He recorded one in 2008, two in 2010, one in 2012 and two in 2013.
- ▶ Rodgers is the **only quarterback in the league** to have at least one 70-yard TD pass each of the last seven seasons (2008-14).
- ▶ Dating back to 2009, Rodgers is tied for the lead among NFL quarterbacks with 33 completions of at least 50 yards.

Quarterback	50-Yard Comp. (Since 2009)
1t. Aaron Rodgers, GB	33
1t. Eli Manning, NYG	33
3. Tony Romo, DAL	32
4. Drew Brees, NO	30
5. Tom Brady, NE	28

### GOOD COMBO

The Packers' top two receivers, **Jordy Nelson** and **Randall Cobb**, have both started the season strong individually to form one of the best receiving tandems in the league this year.

- ▶ The two have combined to record 54 of the team's 86 receptions (62.8 percent) and tally 698 of the Packers' 999 receiving yards (69.9 percent).
- ▶ Of QB **Aaron Rodgers'** nine touchdown passes this season, eight have gone to Cobb or Nelson (88.9 percent).
- ▶ In the Week 4 victory at Chicago, Nelson (10 rec. / 108 yds. / 2 TDs) and Cobb (7 rec. / 113 yds. / 2 TDs) became the first Packers teammates to each have at least 100 receiving yards and two touchdowns in the same game since December 21, 1969 (Carroll Dale and Boyd Dowler).
- ▶ They have combined for eight receptions of 20-plus yards this season:
  - Nelson: 80-yard touchdown reception vs. NYJ
  - Cobb: 43-yard reception at CHI
  - Nelson: 33-yard reception vs. NYJ
  - Nelson: 23-yard reception at CHI
  - Nelson: 23-yard reception vs. NYJ
  - Cobb: 23-yard reception at SEA
  - Cobb: 22-yard reception at CHI
  - Cobb: 22-yard receptions at CHI
- ▶ The Packers are one of two teams to have two wide receivers rank in the top 10 in the league in touchdown receptions this season (Dallas: Dez Bryant and Terrance Williams).

### HISTORIC START

Through the first four games of the season, WR **Jordy Nelson** has led the way for the Packers offense, putting up numbers of historical significance.

- ▶ Nelson **ranks No. 1 in the league** in both receptions (33) and receiving yards (459) this season.
- ▶ Nelson's 33 receptions are the most by a Packers receiver in the first four games of a season:

Player	Receptions In First Three Games
1. Jordy Nelson, 2014	33
2. Edgar Bennett, 1994	29
3t. Don Hutson, 1944	28
3t. Don Hutson, 1942	28
5. Donald Driver, 2007	27

- ▶ Dating back to 1960, Nelson has tied for the most games with at least nine receptions in the first four weeks of a season:

Player	Nine-Plus Reception Games
1t. Jordy Nelson, GB, 2014	3
1t. Miles Austin, DAL, 2010	3
1t. T.J. Houshmandzadeh, CIN, 2007	3
1t. Hines Ward, PIT, 2003	3
1t. Eric Metcalf, ATL, 1995	3
1t. Anthony Johnson, IND, 1991	3

- ▶ After setting a career high with 10 receptions in Soldier Field last season, Nelson matched it at Chicago last week. He is the first player since Lions WR Calvin Johnson (Jan. 1, 2012 and Dec. 9, 2012 at Lambeau Field) to post 10-plus catches in back-to-back games at a visiting stadium.
- ▶ In the Week 2 win over the Jets, Nelson finished with a career-high 209 yards receiving, which tied for the fourth most in a game in franchise history.
- ▶ Nelson's 209 yards receiving were the most by a Packer since Don Beebe registered 220 yards receiving vs. San Francisco on Oct. 14, 1996.
- ▶ Nelson recorded 10 receptions in the final game of the 2013 regular-season and then nine each in the first two games of this season. He is only the second player in team history to register three straight regular-season games with at least nine receptions, joining Don Hutson (three straight in 1942).
- ▶ Nelson recorded an 80-yard touchdown reception in Week 2 against the N.Y. Jets, which tied for the third-longest reception of his career:
  - 10/16/11 - 93-yard touchdown reception against St. Louis
  - 9/18/11 - 84-yard touchdown reception against Carolina
  - 12/26/10 - 80-yard touchdown reception against the N.Y. Giants
- ▶ Dating back to 2010, Nelson **leads the NFL** with 10 touchdown receptions of 50 or more yards.

Player	50-Yard TD Rec. (Since 2010)
1. Jordy Nelson, GB	10
2t. Calvin Johnson, DET	9
2t. Victor Cruz, NYG	9
3t. DeSean Jackson, PHI/WAS	8
3t. Mike Wallace, PIT/MIA	8



## PACKERS VS. VIKINGS – WEEK 5

## LEADING THE WAY

WR **Jordy Nelson** has three games with at least nine receptions this season. Including the postseason, Nelson has registered at least nine receptions in seven games.

► Nelson leads the NFL in both receptions and receiving yards this season:

<u>Player</u>	<u>Receiving Yards</u>
<b>1. Jordy Nelson, GB</b>	<b>459</b>
2. Julio Jones, ATL	447
3. Steve Smith, BAL	429
4. Antonio Brown, PIT	427

<u>Player</u>	<u>Receptions</u>
<b>1. Jordy Nelson, GB</b>	<b>33</b>
2. Jimmy Graham, NO	32
3t. Julio Jones, ATL	29
3t. Antonio Brown, PIT	29
3t. Martellus Bennett CHI	29

► Last season, Nelson became just the fourth Packer in franchise history to register 85-plus catches and 1,300-plus receiving yards in the same season, joining Sterling Sharpe (1989, 1992), Robert Brooks (1995) and Javon Walker (2004).

► Since the start of the 2013 season, Nelson **leads the league** with 21 catches of 25-plus yards during the regular season:

<u>Player</u>	<u>25-Yard Catches</u>
<b>1. Jordy Nelson, GB</b>	<b>21</b>
2. Antonio Brown, PIT	19
3t. Alshon Jeffery, CHI	18
3t. Demaryius Thomas, DEN	18
5. DeSean Jackson, PHI/WAS	17

► Nelson recorded 19 receptions of at least 25 yards during the 2013 season. The previous high by a Packer since 1994 was 16 by both Nelson in 2011 and Greg Jennings in 2010. A look at the top seasons in the NFL since 1994 (according to STATS):

<u>Player</u>	<u>25-Yard Catches</u>
1t. Calvin Johnson, DET, 2012	21
1t. Jerry Rice, SF, 1995	21
3t. Rob Moore, ARI, 1997	20
3t. Marvin Harrison, IND, 1999	20
<b>5t. Jordy Nelson, GB, 2013</b>	<b>19</b>
5t. Randy Moss, MIN, 1998, 1999, 2000	19
5t. Eric Moulds, BUF, 1998	19
5t. Steve Smith, CAR, 2008	19

► Nelson is **tied for No. 2 in the NFL** in 25-yard catches since 2011:

<u>Player</u>	<u>25-Yard Catches</u>
1. Calvin Johnson, DET	51
<b>2t. Jordy Nelson, GB</b>	<b>43</b>
2t. Demaryius Thomas, DEN	43
4. Vincent Jackson, SD/TB	41

► Nelson is **No. 7 in the NFL** in TD catches **since 2011**:

<u>Player</u>	<u>Receiving TDs</u>
1. Jimmy Graham, NO	39
2. Dez Bryant, DAL	37
3. Calvin Johnson, DET	35
4t. Rob Gronkowski, NE	34
4t. Eric Decker, DEN/NYJ	34
4t. Brandon Marshall, CHI	34
<b>7. Jordy Nelson, GB</b>	<b>33</b>

► Nelson is **tied for No. 4 in the NFL** in TD catches at home since 2011:

<u>Player</u>	<u>Receiving TDs (Home)</u>
1. Jimmy Graham, NO	23
2. Dez Bryant, DAL	20
3. Rob Gronkowski, NE	19
<b>4t. Jordy Nelson, GB</b>	<b>18</b>
4t. Marques Colston, NO	18

► Since 2011, Nelson has averaged 16.1 yards per catch, **No. 5 in the league** among players with 125-plus receptions:

<u>Player</u>	<u>Receiving Avg.</u>
1. Josh Gordon, CLE	17.9
2. Vincent Jackson, SD/TB	17.3
3. Torrey Smith, BAL	17.2
4. Calvin Johnson, DET	17.0
<b>5. Jordy Nelson, GB</b>	<b>16.1</b>

► Among players with 250-plus receptions, Nelson ranks No. 9 in team history with his average of 15.07 yards per catch:

<u>Player</u>	<u>Receiving Avg.</u>
1. Carroll Dale, 1965-72	19.72
2. Billy Howton, 1952-58	18.42
3. Max McGee, 1954, 57-67	18.39
4. James Lofton, 1978-86	18.22
5. Don Hutson, 1935-45	16.38
6. Boyd Dowler, 1959-69	15.44
7. Antonio Freeman, 1995-2001, 03	15.43
8. Greg Jennings, 2006-12	15.38
<b>9. Jordy Nelson, 2008-14</b>	<b>15.07</b>
10. James Jones, 2007-13	13.89

► In Week 2 of 2014 vs. the New York Jets, Nelson moved into a tie (WR Greg Jennings) for the **No. 1 spot in team history** for the most 80-yard TD catches with the fourth of his career.

► With four TD grabs of 80-plus yards during his career, Nelson is tied for No. 1 among active NFL players:

<u>Player</u>	<u>80-Yard TD Catches</u>
<b>1t. Jordy Nelson, GB</b>	<b>4</b>
1t. Greg Jennings, GB/MIN	4
3t. Mike Wallace, PIT/MIA	3
3t. Julio Jones, ATL	3
3t. DeSean Jackson, PHI/WAS	3



## PACKERS VS. VIKINGS – WEEK 5

### RACKING UP POINTS

Including 2013, **K Mason Crosby** made 19 consecutive field goals in the regular season, until his final kick against the Bears was blocked in Week 4. He now owns the two longest consecutive field goal streaks in franchise history (23 straight from 2010-11).

► Crosby connected on a 55-yard field goal in Week 2, setting the record for the longest made field goal by a Green Bay player at Lambeau Field. He also made a 53-yarder at Soldier Field in Week 4, extending his career franchise record for the most 50-yard FGs:

<u>Player</u>	<u>50-Yard FGs</u>
<b>1. Mason Crosby, 2007-14</b>	<b>21</b>
2. Chris Jacke, 1989-96	17
3. Ryan Longwell, 1997-2005	13

► Crosby made 33 of 37 field goals last season, a career-high 89.2 percentage that ranked No. 2 in franchise history (min. one attempt per game):

<u>Player</u>	<u>Field Goal Pct.</u>
1. Jan Stenerud, 1981	91.7 (22-24)
<b>2. Mason Crosby, 2013</b>	<b>89.2 (33-37)</b>
3. Ryan Longwell, 2003	88.5 (23-26)

► Crosby connected on a 57-yard FG at the Giants in Week 11, the longest field goal outdoors in franchise history and the longest in MetLife Stadium history. After connecting on the longest field goal by a Packer player in Lambeau Field in Week 2 (55), he has now kicked the six longest field goals in team annals:

<u>Player</u>	<u>Longest FG</u>
<b>1. Mason Crosby, at Min., 10/23/11</b>	<b>58</b>
<b>2t. Mason Crosby, at NYG, 11/17/13</b>	<b>57</b>
<b>2t. Mason Crosby, at Dal., 12/15/13</b>	<b>57</b>
<b>4t. Mason Crosby, at Phi., 9/12/10</b>	<b>56</b>
<b>4t. Mason Crosby, at Atl., 10/9/11</b>	<b>56</b>
<b>6. Mason Crosby, vs. NYJ, 9/14/14</b>	<b>55</b>

► Crosby has made both attempts from beyond 50 yards this season. Last year, he made the second-most field goals in a single season in franchise history from 50 or more yards:

<u>Player</u>	<u>50-Yard FGs</u>
1. Chris Jacke, 1993	6
<b>2. Mason Crosby, 2013</b>	<b>5</b>
3. Ryan Longwell, 2005	4

► Since the start of the 2013 season, Crosby is tied for the second-most made 50-yard field goals in the league:

<u>Player</u>	<u>50-Yard FGs</u>
1. Dan Bailey, DAL	8
<b>2t. Mason Crosby, GB</b>	<b>7</b>
2t. Graham Gano, CAR	7
4t. Matt Prater, DEN	6
4t. Justin Tucker, BAL	6

► Crosby had 141 points last season (33 FGs, 42 extra points), which ranked **No. 5 in the NFL**:

<u>Kicker</u>	<u>Points (2013)</u>
1. Stephen Gostkowski, NE	158
2. Matt Prater, DEN	150
3. Nick Novak, SD	144
4. Steven Hauschka, SEA	143
<b>5. Mason Crosby, GB</b>	<b>141</b>

► Crosby now holds the top three scoring marks with no TDs in franchise history:

<u>Kicker</u>	<u>Points (2013)</u>
<b>1t. Mason Crosby, 2007, 2013</b>	<b>141</b>
<b>3. Mason Crosby, 2011</b>	<b>140</b>

► Crosby is one of just **three players in NFL history** to post three-plus 140-point seasons:

<u>Player</u>	<u>140-Point Seasons</u>
1. Stephen Gostkowski, 2008, 2011-13	4
<b>2t. Mason Crosby, 2007, 2011, 2013</b>	<b>3</b>
2t. David Akers, 2008, 2010-11	3

► With 14 points against the Vikings in Week 8 last season, Crosby moved past WR Don Hutson for the No. 2 spot on the all-time franchise scoring list:

<u>Player</u>	<u>Career Points</u>
1. Ryan Longwell, 1997-2004	1,054
<b>2. Mason Crosby, 2007-14</b>	<b>927</b>
3. Don Hutson, 1935-45	823

► Crosby reached the 900-point mark for his career at Chicago in Week 17 last season, the **third fastest to 900 points in league history**:

<u>Player</u>	<u>Games/900 Points</u>
1. Gino Cappelletti, BOS	106
2. Stephen Gostkowski, NE	108
<b>3. Mason Crosby, GB</b>	<b>112</b>

► Crosby ranks **No. 1 in NFL history** for the most points scored by a player in his first seven seasons in the NFL:

<u>Player</u>	<u>Points (First 7 Seasons)</u>
<b>1. Mason Crosby, GB, 2007-13</b>	<b>903</b>
2. Mike Vanderjagt, IND, 1998-2004	874
3. Stephen Gostkowski, NE, 2006-12	865

► Crosby made at least one FG in 17 consecutive regular-season games, which is the longest streak in team history:

<u>Player</u>	<u>Consec. Games/FG</u>
<b>1. Mason Crosby, 2013-14</b>	<b>17</b>
2. Ryan Longwell, 2004-05	15
3. Ryan Longwell, 1997-98	14



## PACKERS VS. VIKINGS – WEEK 5

## CLAY FINDS HIS WAY TO THE QUARTERBACK

LB **Clay Matthews** recorded one sack in Week 2 against the Jets to give him 51.0 sacks since entering the NFL in 2009, which ranks **No. 6 in the league** over that span:

<u>Player</u>	<u>Sacks (Since 2009)</u>
1. Jared Allen, MIN/CHI	71.0
2. DeMarcus Ware, DAL/DEN	66.0
3. Robert Mathis, IND	57.5
4. Tamba Hali, KC	57.0
5. Cameron Wake, MIA	53.5
<b>6. Clay Matthews, GB</b>	<b>51.0</b>
7. John Abraham, ATL/ARI	50.0

- Matthews led the team with 7.5 sacks during the 2013 season. He ranked No. 5 in the NFL in 2012 with 13.0 sacks, despite missing four games due to injury:

<u>Player</u>	<u>Sacks (2012)</u>
1. J.J. Watt, HOU	20.5
2. Aldon Smith, SF	19.5
3. Von Miller, DEN	18.5
4. Cameron Wake, MIA	15.0
<b>5. Clay Matthews, GB</b>	<b>13.0</b>

- Matthews has finished in the top five in the league in sacks in two of the last four seasons (No. 4 in 2010 with 13.5 sacks).  
 ► Matthews ranks No. 3 in team history in 10-sack seasons and is tied for No. 4 in two-sack games:

<u>Player</u>	<u>10-Sack Seasons</u>
1t. Reggie White, 1993, 1995, 1997-98	4
1t. Kabeer Gbaja-Biamila, 2001-04	4
<b>3. Clay Matthews, 2009-10, 2012</b>	<b>3</b>

<u>Player</u>	<u>Two-Sack Games</u>
1. Reggie White, 1993-98	16
2. Kabeer Gbaja-Biamila, 2000-08	15
3. Tim Harris, 1986-90	14
4t. Aaron Kampman, 2002-09	10
<b>4t. Clay Matthews, 2009-14</b>	<b>10</b>

- Matthews ranks No. 5 in team history with 51.0 career sacks (games played in parentheses):

<u>Player</u>	<u>Career Sacks</u>
1. Kabeer Gbaja-Biamila, 2000-08	74.5 (124)
2. Reggie White, 1993-98	68.5 (95)
3. Tim Harris, 1986-90	55.0 (76)
4. Aaron Kampman, 2002-09	54.0 (112)
<b>5. Clay Matthews, 2009-14</b>	<b>51.0 (73)</b>

- Matthews was named to his fourth straight Pro Bowl in 2012, becoming the **first Packer** to earn Pro Bowl recognition in each of his first four seasons in the league.  
 ► When Matthews intercepted Giants QB Eli Manning at New York in Week 13 of 2011 and returned the pick 38 yards for a score, it marked the third straight season that he had scored a defensive TD.  
 ► Matthews is the **only player in franchise history** to score a defensive TD in each of his first three seasons in the league (2009-11).  
 ► He received first-team All-Pro honors from *The Associated Press* in 2010, the first Packer LB to earn that recognition since Tim Harris in 1989. Matthews finished second to only Pittsburgh S Troy Polamalu in the AP Defensive Player of the Year voting in 2010.  
 ► In 2009, Matthews set a Packers rookie record with 10 sacks on his way to earning Pro Bowl honors, the first Green Bay rookie to be named to the all-star game since Hall of Fame WR James Lofton in 1978.

## HEADED NORTH

This past offseason the Packers signed LB **Julius Peppers**. The former Carolina Panther and Chicago Bear has been selected to eight Pro Bowls and was named to the NFL's All-Decade Team for the 2000s.

- In his first NFC North game for the Packers, Peppers forced a fumble that he recovered on a sack of Lions QB Matthew Stafford in Week 3. He is one of four players this season to have at least one sack, a forced fumble and a fumble recovery.  
 ► Since joining the NFC North in 2010, Peppers is tied for the fourth-most sacks against division opponents:

<u>Player</u>	<u>Sacks vs. Own Division</u>
1. Jared Allen (MIN/CHI)	25.0
2. DeMarcus Ware (DAL/DEN)	20.0
3. J.J. Watt (HOU)	18.5
<b>4t. Julius Peppers (CHI/GB)</b>	<b>17.5</b>
4t. Robert Quinn (STL)	17.5

- Peppers is tied for third among active players with 119.5 career sacks during the regular season:

<u>Player</u>	<u>Career Sacks</u>
1. John Abraham (NYJ/ATL/ARI)	133.5
2. Jared Allen (KC/MIN/CHI)	128.5
<b>3t. Julius Peppers (CAR/CHI/GB)</b>	<b>119.5</b>
3t. DeMarcus Ware (DAL/DEN)	119.5

- The former No. 2 overall pick has registered nine interceptions in his career. According to STATS LLC, he is tied for the most among players that have recorded at least 100 sacks, since sacks became an official statistic in 1982:

<u>Player</u>	<u>Career INTs</u>	<u>Career Sacks</u>
<b>1t. Julius Peppers</b>	<b>9</b>	<b>119.5</b>
1t. Lawrence Taylor	9	132.5
3t. Richard Dent	8	137.5
3t. Chris Doleman	8	150.5
3t. Rickey Jackson	8	128.0
3t. Jason Taylor	8	139.5



## PACKERS VS. VIKINGS – WEEK 5

### STIFLING SIGNAL-CALLERS

Since 2009, opposing quarterbacks have completed 1,705 of 2,940 passes (58.0 percent) for 20,751 yards and 133 touchdowns with 119 interceptions against the Packers. The 78.0 passer rating registered by opposing signal-callers over that span ranks **No. 3 in the NFL**:

Team	Opp. Passer Rating (Since 2009)
1. N.Y. Jets	76.0
2. Baltimore	76.9
<b>3. Green Bay</b>	<b>78.0</b>
4. Cincinnati	78.4

- Green Bay has held its opponents to a passer rating of less than 80 in 41 of 84 games since 2009, including two of the last three. The Packers have a **38-3 mark (.927)** in those contests.
- The Packers rank No. 6 in the NFL this season in opponent passer rating (78.9).
- A look at the Packers' record by opponent passer rating since 2009:

Passer Rating	GB Record Since 2009
Less than 70	28-2 (.933)
70-79	10-1 (.909)
80-89	11-5 (.688)
90-99	1-5 (.167)
100-plus	7-13-1 (.357)

### THE TAKEAWAY TANDEM

The Packers secondary is led by veteran corners **Tramon Williams** and **Sam Shields**, both of whom have a knack for interceptions. Each player has already recorded an interception this season.

- Including playoffs, Williams is tied for **No. 1 in the NFL** among active players in interceptions and Shields is **No. 3** since 2010:

Player	Interceptions
<b>1t. Tramon Williams, GB</b>	<b>20</b>
1t. Richard Sherman, SEA	20
<b>3. Sam Shields, GB</b>	<b>18</b>

- Williams ranks **No. 2 in the NFL** in interception return yards among active players over the time period:

Player	INT Return Yards
1. Charles Tillman, CHI	333
<b>2. Tramon Williams, GB</b>	<b>323</b>
3. Brandon Browner, SEA/NE	308
4. Stevie Brown, NYG	307
5. Sean Lee, DAL	305

- Williams was tied for No. 5 in the NFL with three INTs from Weeks 11-17 last season:

Player	INTs (Weeks 11-17)
1t. Lavonte David, TB	4
1t. Byron Maxwell, SEA	4
1t. Logan Ryan, NE	4
1t. Richard Sherman, SEA	4
5t. <b>Tramon Williams, GB</b> ; several others	3

- Williams led the team in INTs in 2010 with a career-high six picks, and added three more during the postseason. Shields led the Packers in 2013 with four interceptions.

### SPREADING AROUND THE SACKS

Through the first four games of the season, six different Packers players have registered a sack (LB **Clay Matthews**, DT **Mike Daniels**, S **Ha Ha Clinton-Dix**, LB **Julius Peppers**, LB/DE **Mike Neal** and DE **Datone Jones**).

- Last season, the Packers had seven players record at least three sacks, which was **tied for No. 2 in the NFL**:

Team	Players With 3 Sacks
1. Carolina	8
<b>2t. Green Bay</b>	<b>7</b>
2t. Buffalo	7
2t. Cincinnati	7
2t. Philadelphia	7

- With the seven players last season, it was the best single-season total by the Packers since they had eight different players post three-plus sacks in 1985. Green Bay finished one player shy of tying the franchise record (since 1982):

Season	Players With 3 Sacks
1t. 1984	8
1t. 1985	8
<b>3. 2013</b>	<b>7</b>
4t. 1996, 1997, 1998, 2001, 2010	6

### GOOD FIRST MONTH

Rookie S **Ha Ha Clinton-Dix** has already made an impact on the Packers this season, recording two takeaways and a sack.

- According to STATS LLC, he is one of four defensive backs to record an interception and at least one sack in the first four weeks this season (CIN Reggie Nelson / MIN Harrison Smith / NYG Trumaine McBride).
- According to the Elias Sports Bureau, **Clinton-Dix** is the first rookie defensive back in franchise history (since 1982) to have a sack, an interception and a fumble recovery in the first three games of a season.
- In Week 1, he became the first Packer (since 1982) to register a sack and a fumble recovery in his NFL debut. The turnover helped set up FB **John Kuhn's** 2-yard touchdown run. Clinton-Dix also finished the game with six tackles (four solo) and a pass defended in 40 defensive snaps.
- Week 2 saw more defensive action for Clinton-Dix due to an injury suffered by FS **Micah Hyde**. In 56 snaps, he helped the defense limit the Jets to 166 net passing yards.
- Clinton-Dix registered his first career interception in Week 3 and the Packers scored a touchdown on the ensuing drive.
- Dating back to 2000, he joined Charles Woodson (2012), Morgan Burnett (2011), Corey Williams (2007), Nick Barnett (2004) and Darren Sharper (2000) as the only Packers to register at least one interception and one sack in the first three games of the regular season.
- In the Week 4 win at Chicago, Clinton-Dix recorded five solo tackles, which tied for the third most on the team.



## PACKERS VS. VIKINGS – WEEK 5

### ON THE ROAD AGAIN

Green Bay went 7-1 away from Lambeau Field in 2011, with the seven road wins setting a single-season franchise record.

- The Packers have been able to stay above the .500 mark on the road during Head Coach **Mike McCarthy's** tenure, a notable achievement in the National Football League.
- Since 2006, McCarthy's first season as the head coach in Green Bay, only 11 of 32 NFL teams have regular-season road records above .500.

Team	W-L Record	Pct.
1. New England	46-20-0	.697
2. Philadelphia	38-27-1	.583
3t. Indianapolis	38-28-0	.576
3t. N.Y. Giants	38-28-0	.576
<b>5. Green Bay</b>	<b>37-30-0</b>	<b>.552</b>
6t. New Orleans	36-30-0	.545
6t. Dallas	36-30-0	.545
8. San Diego	35-31-0	.530
9t. Denver	34-32-0	.515
9t. Pittsburgh	34-32-0	.515
9t. Chicago	34-32-0	.515

### 302 AND COUNTING

Another packed house at Lambeau Field against the Jets in Week 2 this season brought the stadium's consecutive-sellouts streak to 302 regular-season games (not including replacement games).

- The league's longest-tenured stadium, Lambeau Field is hosting its 58th season of football in 2014. A total of 701,102 fans made their way through the turnstiles for the nine games (including playoffs) in 2013.
- Across American professional sports, only Boston's Fenway Park (1912) and Chicago's Wrigley Field (1914) have longer tenures.

### THE LAMBEAU ADVANTAGE

The crown jewel of the National Football League, Lambeau Field has long been known as one of the tougher venues to play in, particularly during the harsh Wisconsin winter.

- Re-establishing home-field advantage after a 4-4 mark in 2008 was one of the goals of 2009, and with the Packers finishing 6-2 at home, they accomplished that goal. Green Bay followed that up with a 7-1 mark at Lambeau Field in 2010, a perfect 8-0 record in 2011, the first undefeated home mark since 2002, and a 7-1 mark in 2012.
- Head Coach **Mike McCarthy** stated consistently upon his arrival in Green Bay that one of the team's goals would be to reclaim the mystique of playing at Lambeau Field. Mission accomplished. The team is 47-12-1 (.792) at home over its past 60 regular-season games.
- Since **Ron Wolf** and **Mike Holmgren** began the revitalization of the franchise in 1992, Green Bay owns the best home record in the NFL. A look at the top regular-season home W-L records since the '92 season:

Team	W-L Record	Pct.
<b>1. Green Bay</b>	<b>134-42-1</b>	<b>.760</b>
2. Pittsburgh	127-50-1	.713
3. New England	126-51-0	.712
4. Denver	124-53-0	.701
5. Baltimore (since '96)	102-44-1	.697

### HOT AT HOME

The Packers' win over Dallas at Lambeau in Week 10 of 2009 was the first step to a 7-1 finish and a playoff berth for Green Bay.

- Since that win, the Packers have been one of the best teams in the league at home:

Team	W-L Record	Pct.
1. New England	33-3-0	.917
<b>2. Green Bay</b>	<b>31-5-1</b>	<b>.851</b>
3. Baltimore	32-7-0	.821

### IN THE FREE-AGENCY ERA

Talk of unrestricted free agency in the early '90s led many to forecast tough times for the small-town Green Bay Packers.

- However, Green Bay has remained among the most successful teams since the advent of free agency in 1993. The Packers have won 10 or more games 13 times since '93 and captured 10 division crowns.
- A look at the most successful teams in the free-agency era:

Team	W-L Since '93	Pct.	Playoff Berths
1. New England	224-115-0	.661	15
<b>2. Green Bay</b>	<b>215-124-1</b>	<b>.634</b>	<b>16</b>
3. Pittsburgh	211-128-1	.621	13
4. Denver	202-137-0	.596	11
5. Indianapolis	200-140-0	.588	15

### IN THE LEAGUE RANKINGS, 2014\*



#### GREEN BAY (Team)

Category	NFC	NFL
Turnover Margin (+4) . . . . .	1t	5t
Points Scored (23.) . . . . .	8t	16t
Points Allowed (24.0) . . . . .	8t	17t
Total Offense (306.5) . . . . .	15	28
Rushing (73.0) . . . . .	15	28
Passing (233.5) . . . . .	9	15
Total Defense (390.0) . . . . .	13	26
vs. Rush (176.0) . . . . .	16	32
vs. Pass (214.0) . . . . .	3	5
Third-Down Offense (47.7%) . .	7	9t
Third-Down Defense (52.6%) .	16	32
Red-Zone Offense (64.3%) . . .	5t	9t
Red-Zone Defense (53.9%) . . .	4t	14t

#### MINNESOTA (Team)

Category	NFC	NFL
Turnover Margin (0) . . . . .	8t	17t
Points Scored (22.8) . . . . .	10	18
Points Allowed (21.0) . . . . .	3	9
Total Offense (344.3) . . . . .	12	20
Rushing (134.8) . . . . .	4	7
Passing (209.5) . . . . .	14	24t
Total Defense (354.3) . . . . .	7	17
vs. Rush (113.3) . . . . .	8	16t
vs. Pass (241.0) . . . . .	7	17
Third-Down Offense (37.3%) .	15	2
Third-Down Defense (50.0%) .	15	30t
Red-Zone Offense (54.6%) . . .	11	18
Red-Zone Defense (55.6%) . . .	9	19

#### GREEN BAY (Individual)

Category	NFC	NFL
Passing: Rodgers (109.1) . . . .	1	2
Rushing: Lacy (161) . . . . .	14	28
Receptions: Nelson (33) . . . . .	1	1
Rec. Yds.: Nelson (459) . . . . .	1	1
Interceptions: five players (1) .	9t	16t
Sacks: Six players (1.0) . . . .	25t	60t

#### MINNESOTA (Individual)














Category	NFC	NFL
Passing: Bridgewater (92.7) . .	10	17
Rushing: Asiata (159) . . . . .	15	29
Receptions: Jennings (15) . . .	27t	53t
Rec. Yds.: Jennings (204) . . .	23	41t
Interceptions: Two players (2) .	3t	3t
Sacks: Three players (2.0) . . .	8t	15t

\*Does not include Monday Night Football game



## PACKERS VS. VIKINGS – WEEK 5

### 2014 OPPONENTS

		NFL Rank (2014)*		
		Record	Offense	Defense
	at Seattle Seahawks....(2-1)		14	6
	New York Jets .....(1-3)		11	4
	Detroit Lions.....(3-1)		12	1
	Chicago Bears .....(2-2)		19	22
	Minnesota Vikings.....(2-2)		20	17
	at Miami Dolphins .....(2-2)		15	7
	Carolina Panthers .....(2-2)		24	23
	at New Orleans Saints..(1-3)		3	29
	Philadelphia Eagles.....(3-1)		10	28
	New England Patriots..(2-1)		29	2
	Atlanta Falcons .....(2-2)		11	31
	at Buffalo Bills.....(2-2)		27	10
	at Tampa Bay Buccaneers.(1-3)		30	25

\*Does not include Monday Night Football game

### A LOOK AT THE SCHEDULE

The Green Bay Packers' 94th NFL regular-season schedule is headlined by five prime-time games (subject to flexible scheduling).

- Green Bay's schedule includes five games against 2013 playoff teams, with three of those contests (Carolina, Philadelphia, New England) at Lambeau Field and two on the road (Seattle, New Orleans).
- The Packers have three prime-time contests at home (vs. Minnesota on Thursday night in Week 5, vs. Chicago on Sunday night in Week 10 and vs. Atlanta on *Monday Night Football* in Week 14) and two on the road (Thursday night at Seattle in Week 1 and Sunday night at New Orleans in Week 8).
- The Packers' bye arrives in Week 9 for the first time since 2004.
- It is the second time in franchise history (1922) that Green Bay opens with three of their first four games on the road.
- Two of Green Bay's first five games are played on Thursday night, with the next seven taking place on Sunday, one on the following Monday, and three more on Sunday to close out the regular season.
- For the second year in a row and just the third time in nine seasons under Head Coach **Mike McCarthy** (2010), the Packers opened the season on the road. For the third straight season Green Bay opened against an NFC West team after facing San Francisco each of the last two years.
- Dating back to 2001, the Packers have always played against an NFC team in Week 1. The last AFC team Green Bay faced in Week 1 was the New York Jets, who visited the Packers in Week 2 for the home opener.
- Following the home opener, the Packers will go on the road to face two division opponents, Detroit and Chicago, before returning home to face Minnesota in a Thursday night divisional matchup. It will be the sixth time in the last seven seasons they have faced off in primetime.
- Green Bay will play two of the next three on the road prior to the Week 9 bye. The Packers travel to Miami for the third time in 23 years and first time since 2006, and to New Orleans in a game on Sunday night, marking the third primetime meeting between the two in the last four contests. Between the two road games, Carolina will travel to Lambeau Field for the first time since 2008.
- After the bye week, the Packers return to Sunday night to host the Bears, who they have beaten five of the last six times at home.
- Philadelphia comes to Lambeau for the second straight season, which is only the second time in the series that the two clubs have played at Green Bay in back-to-back seasons (1933-34).
- For the second consecutive season, Green Bay will play Minnesota in Week 12, traveling to face the Vikings in the first outdoor game (TCF Bank Stadium) between the two in Minnesota since they played at Metropolitan Stadium on Nov. 29, 1981.
- The last game in November brings New England to Lambeau Field for the first time since 2006 and only its third visit ever to the stadium (1979).
- December opens with a Monday night matchup at home versus Atlanta. It marks the 22nd straight season the Packers have appeared on *Monday Night Football*.
- The next two weeks include road games at Buffalo and Tampa Bay. It will be the Packers' first visit to Buffalo since 2006 and first trip to Tampa Bay in the month of December since 1999.
- Green Bay closes the regular season at Lambeau Field against Detroit for the fourth time under McCarthy (2007, 2008, 2011).





## STREAKS & MILESTONES – REGULAR SEASON

### 18 RANDALL COBB

- In Week 4 at Chicago, joined WR **Jordy Nelson** as the first Packers teammates to each have at least 100 receiving yards and two touchdowns in the same game since December 21, 1969 (Carroll Dale and Boyd Dowler).
- Set a single-season franchise record with a league-high 2,342 combined net yards in 2012, topping the previous team mark of 2,250 yards by RB Ahman Green in 2003.
- With 954 receiving yards and 964 kickoff return yards in 2012, became the first person in NFL history to post 900-plus yards in each category in the same season.
- Has three kick return scores (two punts, one kickoff) in his career, which ties him for No. 2 in franchise history behind only RB Travis Williams' six return TDs (one punt, five kickoffs).
- Is tied for No. 5 in the NFL with the three total kick return TDs since 2011.

### 2 MASON CROSBY

- His 903 points from 2007-13 rank No. 1 in NFL history for the most points scored by a player in his first seven seasons, topping the mark of Indianapolis K Mike Vanderjagt (874, 1998-2004).
- Ranks No. 2 in team annals with 927 career points (Ryan Longwell, 1,054).
- Reached the 900-point mark for his career in his 112th game, third fastest in NFL history (Gino Cappelletti, 106; Stephen Gostkowski, 108).
- Ranks No. 2 in team history for the most 100-point seasons with seven, trailing only Longwell (eight).
- Made 23 straight field goals from Week 13 of 2010 through Week 10 of 2011, the longest regular-season streak in franchise history.
- In 2011, set a franchise record with a 58-yard field goal in Week 7 at Minnesota, eclipsing the mark of 56 yards he held (Week 1 at Philadelphia, 2010; Week 5 at Atlanta, 2011).
- For his career, has hit 125 of 137 field goals (91.2 percent) from 39 yards and closer.
- Has made 44 of 62 field goals (71.0 percent) from 40-49 yards.
- Has hit 21 of 42 field goals (50.0 percent) from 50-plus yards.

### 50 A.J. HAWK

- Is tied for No. 1 in franchise history for the most seasons leading the team in tackles with five (2006, 2008, 2010, 2012-13), matching the mark of five by LB Nick Barnett (2003-05, 2007, 2009).
- Has either led the team or finished second in tackles in six of his seven seasons in Green Bay. Has posted 100-plus tackles in six of seven seasons.
- Has 1,060 career tackles, which ranks No. 1 in team history (since defensive stats began to be recorded by coaches in 1975). Moved past John Anderson (1,020, 1978-89) for the franchise record with eight tackles at Chicago in Week 17 last season.

### 27 EDDIE LACY

- Set franchise rookie records in 2013 for rushing yards (1,178), rushing TDs (11) and rushing attempts (284).
- Tied the team rookie mark for 100-yard rushing games with four last season.
- Named NFL Offensive Rookie of the Year by *The Associated Press* and was selected to the Pro Bowl as an injury replacement for Vikings RB Adrian Peterson.
- Recorded 20-plus carries 10 times during the 2013 regular season, all coming in the the last 13 games. The Packers were 7-2-1 in those games. Dating back to 1960, he tied Dorsey Levens (1997) for the second-most games of 20-plus carries by a Packers' player in one regular season (Ahman Green, 12 in 2003).

### 8 TIM MASTHAY

- Ranks No. 1 in franchise history (min. 150 punts) with a 44.3-yard gross punting average.
- Set a single-season franchise record with his 45.6-yard gross average in 2011, surpassing Craig Hentrich's 45.0-yard mark in 1997.
- Tied Sean Landeta's single-season franchise record (1998) by placing 30 punts inside the 20-yard line in 2012.
- Holds the top four single-season marks for net punting average in franchise history (since 1976) with a 38.95 average in 2013, a 38.93 average in 2012, a 38.56 average in 2011 and a 37.65 average in 2010.
- Ranks No. 2 in team annals (since 1976) with 101 punts placed inside the 20-yard line in his career. Trails only Craig Hentrich (104) in the franchise record book.

### 52 CLAY MATTHEWS

- Only player in franchise history to be named to the Pro Bowl each of his first four seasons in the league (2009-12).
- Only player in team history to score a defensive TD in each of his first three seasons in the league (2009-11).
- His 17 sacks in his first 20 games were the most by an NFL player to start his career at the time, eclipsing the mark of 16.5 set by Leslie O'Neal (1986, 1988) and John Abraham (2000-01).
- Is the first NFL player since sacks became an official stat in 1982 to post a double-digit sack total and a defensive TD in each of his first two seasons in the league.
- First player in franchise annals to post 10-plus sacks in each of his first two years in the NFL.
- Ranks No. 5 in team history with 51.0 career sacks.
- His 29.5 sacks from 2009-11 were tied for No. 1 in team history with Tony Bennett for the most sacks by a Packer in his first three seasons in the league.
- Ranks No. 6 in the NFL with 51.0 sacks since entering the league in 2009.
- Set a franchise rookie record with 10 sacks in 2009.

Two years after he co-founded the Packers with Curly Lambeau, George Calhoun began writing a piece called *The Dope Sheet*, which served as the official press release and game program from 1921-24.





## STREAKS & MILESTONES – REGULAR SEASON

### 87 JORDY NELSON

- His 33 receptions this season are the most by a Packer in the first four games of a season.
- His 22 TD grabs from 2011-12 were the most by a Packer over a two-year span since WR Antonio Freeman posted 26 TDs from 1997-98.
- Caught 15 TD passes in 2011, joining WRs Sterling Sharpe (18 in 1994) and Don Hutson (17 in 1942) as the only players in franchise annals to catch 15-plus TD passes in a season.
- With four TD grabs of 80-plus yards during his career, Nelson is tied for the most in team history and No. 1 among active NFL players (Vikings WR Greg Jennings).
- Is the 11th player in franchise history to surpass 5,000 career receiving yards.
- Tied for No. 10 in franchise history with 39 career TD catches (TE Paul Coffman).
- Among players with 250-plus catches, ranks No. 9 in franchise history with a 15.1-yard receiving average.



### 56 JULIUS PEPPERS

- Has been selected to eight Pro Bowls since entering the league in 2002, which ties him with Troy Polamalu and Ray Lewis for the third most among defensive players over that span (Ed Reed, 9 / Champ Bailey, 12).
- With eight double-digit sack seasons as a pro, is tied with Jared Allen for the most in the NFL since 2002.
- Named first-team All-Pro by *The Associated Press* three times and was selected to the NFL's All-Decade team for the 2000s.

### 12 AARON RODGERS

- Ranks No. 1 in NFL history with a 105.1 career passer rating.
- Set an NFL single-season record in 2011 with a 122.5 passer rating and set team marks for TD passes (45), passing yards (4,643), completion percentage (68.3), yards per attempt (9.25), TD/INT ratio (7.50) and 300-yard games (eight).
- Posted 21,332 passing yards from 2008-12, the most in NFL history by a quarterback in his first five seasons as a starter.
- Threw a TD pass in 35 straight regular-season games at Lambeau Field from 2008-12, a team record (previous mark was 25 by Brett Favre, 1992-96). It was the second-longest home streak in NFL history behind Dan Marino's 39-game streak from 1983-88.
- Tied a single-game franchise record with six TD passes at Houston in Week 6 of 2012, matching Matt Flynn's mark (Jan. 1, 2012, vs. Detroit).
- In 91 regular-season starts, has 33 career 300-yard games, 37 three-TD games and 50 zero-INT games (min. 15 attempts).
- Has posted a 100-plus passer rating 53 times. Set an NFL record for quarterbacks whose careers started since 1970 with 43 games with a 100-plus passer rating in his first 75 starts.
- Posted a 100-plus passer rating in five straight seasons (2009-13), the only quarterback in league history to accomplish that feat.
- Is the only QB in team history with three 400-yard passing games, including a 480-yard effort vs. Washington in Week 2 last season that tied a franchise record.

- When he hit the 150-TD mark for his career, he had thrown just 42 INTs to that point, the fewest in NFL history as he bested Dan Marino's mark of 69 INTs at the time of his 150th TD pass.
- In 2009, became first QB in NFL history to throw 30 or more TDs, seven or fewer INTs, and rush for five TDs in the same season.
- Has registered a passer rating over 110.0 in four or more consecutive games three times in his career (Weeks 3-7, 2009; Week 9, Weeks 11-13, 2010; Weeks 1-7, 9-12, 2011), one of only two quarterbacks in franchise history (Bart Starr, 1966) to accomplish the feat in a single season.
- Is the only NFL QB since the 1970 merger to post four straight 110-plus rating games in three straight seasons (2009-11).
- Posted four or more rushing TDs in three straight seasons (2008-10), becoming only the second Packers QB to accomplish that feat (Tobin Rote, 1954-56), and eclipsed 300 rushing yards in back-to-back seasons (2009-10), the first since Rote in 1954-56.

<div>  <b>PACKERS IN WEEKLY 2014 TEAM RANKINGS</b>  </div>								
		NFL Offense			NFL Defense			
After Week ...	Opp.	Total	Rush	Pass	Total	Rush	Pass	
1	at SEA	29	23	26	21	31	10	
2	NYJ	24	26	13	19	31	6	
3	at DET	28	27	21	20	30	6	
*4	at CHI	28	28	15	26	32	5	
*Does not include Monday Night Football game								
5	MIN							
6	at MIA							
7	CAR							
8	at NO							
9	(bye)							
10	CHI							
11	PHI							
12	at MIN							
13	NE							
14	ATL							
15	at BUF							
16	at TB							
17	DET							
<b>Packers in 2013</b>		<b>3</b>	<b>7</b>	<b>6</b>	<b>25</b>	<b>25</b>	<b>24</b>	
<b>Packers in 2012</b>		<b>13</b>	<b>20</b>	<b>9</b>	<b>11</b>	<b>17</b>	<b>11</b>	
<b>Packers in 2011</b>		<b>3</b>	<b>27</b>	<b>3</b>	<b>32</b>	<b>14</b>	<b>32</b>	
<b>Packers in 2010</b>		<b>9</b>	<b>24</b>	<b>5</b>	<b>5</b>	<b>18</b>	<b>5</b>	
<b>Packers in 2009</b>		<b>6</b>	<b>14</b>	<b>7</b>	<b>2</b>	<b>1</b>	<b>5</b>	
<b>Packers in 2008</b>		<b>8</b>	<b>17</b>	<b>8</b>	<b>20</b>	<b>26</b>	<b>12</b>	
<b>Packers in 2007</b>		<b>2</b>	<b>21</b>	<b>2</b>	<b>11</b>	<b>14</b>	<b>12</b>	
<b>Packers in 2006</b>		<b>9</b>	<b>23</b>	<b>8</b>	<b>12</b>	<b>13</b>	<b>17</b>	
<b>Packers in 2005</b>		<b>18</b>	<b>30</b>	<b>7</b>	<b>7</b>	<b>23</b>	<b>1</b>	
<b>Packers in 2004</b>		<b>3</b>	<b>10</b>	<b>3</b>	<b>25</b>	<b>14</b>	<b>25</b>	
<b>Packers in 2003</b>		<b>4</b>	<b>3</b>	<b>16</b>	<b>17</b>	<b>10</b>	<b>23</b>	
<b>Packers in 2002</b>		<b>12</b>	<b>12</b>	<b>10</b>	<b>12</b>	<b>21</b>	<b>3</b>	
<b>Packers in 2001</b>		<b>6</b>	<b>21</b>	<b>3</b>	<b>12</b>	<b>16</b>	<b>15</b>	
<b>Packers in 2000</b>		<b>15</b>	<b>23</b>	<b>8</b>	<b>15</b>	<b>8</b>	<b>19</b>	
<b>Packers in 1999</b>		<b>9</b>	<b>21</b>	<b>7</b>	<b>19</b>	<b>22</b>	<b>18</b>	
<b>Packers in 1998</b>		<b>5</b>	<b>25</b>	<b>3</b>	<b>4</b>	<b>4</b>	<b>10</b>	
<b>Packers in 1997</b>		<b>4</b>	<b>12</b>	<b>3</b>	<b>7</b>	<b>20</b>	<b>8</b>	
<b>Packers in 1996</b>		<b>5</b>	<b>11</b>	<b>5</b>	<b>1</b>	<b>4</b>	<b>1</b>	
<b>Packers in 1995</b>		<b>7</b>	<b>26</b>	<b>3</b>	<b>14</b>	<b>7</b>	<b>21</b>	
<b>Packers in 1994</b>		<b>9</b>	<b>19</b>	<b>9</b>	<b>6</b>	<b>3</b>	<b>15</b>	
<b>Packers in 1993</b>		<b>19</b>	<b>22</b>	<b>18</b>	<b>2</b>	<b>8</b>	<b>7</b>	
<b>Packers in 1992</b>		<b>15</b>	<b>21</b>	<b>9</b>	<b>23</b>	<b>16</b>	<b>23</b>	



## PACKERS STARTERS – OFFENSE

### **WR Jordy Nelson, 7th Year, Kansas State, D2a-08**

- ▶ Led the team in 2013 with a career-high 85 catches for a career-best 1,314 yards and eight TDs. Ranked No. 10 in the NFL last season in receiving yards.
- ▶ Ranks No. 7 in the NFL with 33 TD catches since 2011 and is tied for No. 4 in the league with 18 TD grabs at home over that span.
- ▶ With 15 TD catches in 2011, became only the third player in franchise history to catch 15 or more TDs in a season, joining WRs Sterling Sharpe (18 in 1994) and Don Hutson (17 in 1942).
- ▶ Became the first player since the 1970 AFL-NFL merger to post three 80-yard TD grabs over an eight-game span in the regular season (Week 16, 2010-Week 6, 2011).

### **LT David Bakhtiari, 2nd Year, Colorado, D4a-13**

- ▶ Started all 16 games at left tackle last season, the only rookie in the NFL to do so in 2013 and the first Packer rookie to do so since the league went to a 16-game schedule in 1978.
- ▶ Became just the fourth Green Bay rookie to start at LT in the season opener since the 1970 AFL-NFL merger and the first since 1985.
- ▶ Earned second-team All-Pacific-12 honors from the conference's coaches each of his last two seasons (sophomore and junior) at Colorado.
- ▶ Was named to the watch lists for both the Outland Trophy and the Lombardi Award in 2012.

### **LG Josh Sitton, 7th Year, Central Florida, D4b-08**

- ▶ Has started 82 games since 2009, the most by an offensive player in a Green Bay uniform over that span.
- ▶ Was named to his first career Pro Bowl in 2012, becoming the first Green Bay guard to be selected since Marco Rivera in 2004.
- ▶ Was named 2010 Offensive Lineman of the Year by the NFL Alumni Association.
- ▶ According to STATS LLC, allowed only 9.0 sacks in his first five seasons as a starter (2009-13).
- ▶ Was the only Packer on either side of the ball to not miss a snap from 2009-10.

### **C Corey Linsley, Rookie, Ohio State, D5a-14**

- ▶ First rookie center to start for Green Bay in Week 1 since the merger.
- ▶ Was one of five team captains and was part of a line that helped the team set school records for points scored (637), yards per carry (6.8), touchdowns (87) and TD passes (38) in '13.
- ▶ The Ohio native was part of a Buckeye team that won 24 consecutive games from 2012-13.

### **RG T.J. Lang, 6th Year, Eastern Michigan, D4-09**

- ▶ Has started games at four different positions on the line as a pro (27 at LG, 20 at RG, five at RT, two at LT). Played C in Week 10 last season.
- ▶ Has started 51 contests since 2011.
- ▶ Started games at both tackle spots in his first season (2009) and became the first Packers rookie to start consecutive games at left tackle since Chad Clifton in 2000.
- ▶ Began his college career as a defensive lineman, but converted to the offensive line as a sophomore and started 36 straight games (10 at RT, 26 at LT) over his final three years.

### **RT Bryan Bulaga, 5th Year, Iowa, D1-10**

- ▶ Missed the second part of the 2012 season after suffering a hip injury vs. Arizona on Nov. 4 and missed all of the 2013 season after injuring his knee on Aug. 3.
- ▶ Started 37 games at RT in his first three seasons in the league.
- ▶ Started the final 12 games of 2010 and the entire postseason at right tackle after taking over for veteran Mark Tauscher (shoulder), the most regular-season starts by a Packers rookie tackle since Tauscher's 14 in 2000.
- ▶ Named to the *Pro Football Weekly*/PFWA All-Rookie team in 2010.
- ▶ Capped his rookie season by becoming the youngest player, according to STATS LLC, to ever start in the Super Bowl (21 years, 322 days).

### **TE Richard Rodgers, Rookie, California, D3b-14**

- ▶ Has started all four games this season.
- ▶ Registered a 43-yard reception in Week 4 at Chicago. It was the longest reception by a Packers' rookie tight end.
- ▶ Played tight end for his first two seasons at California before moving to inside receiver in 2013.
- ▶ Recorded at least one reception in 19 consecutive games to end his career.
- ▶ Played in 35 games with 11 starts in three seasons at Cal and totaled 59 receptions for 896 yards (15.2 avg.) and two TDs.
- ▶ Is just the fourth Cal tight end to be drafted in the top 100, joining David Lewis (first round, No. 13, Kansas City, 1997), Tony Gonzalez (first round, No. 13, Kansas City, 1997) and Craig Stevens (third round, No. 85, Tennessee, 2008).

### **WR Randall Cobb, 4th Year, Kentucky, D2-11**

- ▶ Tied for the league lead with five touchdown receptions this season.
- ▶ Before suffering a knee injury in Week 6 last season, led the team in receptions with 29 and was No. 2 in receiving yards with 378.
- ▶ Set a franchise single-season record with a league-high 2,342 combined net yards in 2012, topping the previous team mark of 2,250 yards by RB Ahman Green in 2003.
- ▶ With 954 receiving yards and 964 kickoff return yards in 2012, he became the first player in NFL history to post 900-plus yards in each category in the same season.
- ▶ Led the team in receptions (80) and receiving yards (954) in 2012 and finished second on the squad in TD catches (eight).

### **QB Aaron Rodgers, 10th Year, California, D1-05**

- ▶ His career passer rating of 105.1 ranks No. 1 in NFL history.
- ▶ Ranked No. 5 in the NFL last season in passer rating (104.9), No. 2 in yards per attempt (8.74) and No. 5 in completion percentage (66.6).
- ▶ Posted 21,332 passing yards from 2008-12, which ranks No. 1 in league history for the most passing yards by a QB in his first five seasons as a starter (previous record was Peyton Manning, 20,618, 1998-2002).
- ▶ In 91 regular-season starts (60-31 record), has posted 34 games with 300-plus passing yards, 50 without an interception and 53 with a 100-plus passer rating (min. 15 attempts).
- ▶ In 2011, set an NFL record with a 122.5 passer rating and set franchise marks for TD passes (45), passing yards (4,643), completion percentage (68.3), yards per attempt (9.25) and 300-yard games (eight) on his way to earning NFL Most Valuable Player honors from *The Associated Press*.

### **RB Eddie Lacy, 2nd Year, Alabama, D2-13**

- ▶ Ranked No. 1 in the league among rookies and No. 8 among all players with 1,178 rushing yards last season, despite missing one full game and nearly all of another due to a concussion.
- ▶ Ranks No. 1 in franchise history for the most rushing yards by a rookie in a single season, No. 1 in attempts (284), and tied for No. 1 for most 100-yard rushing games with four (John Brockington, four in 1971).
- ▶ Became the first Green Bay rookie RB to be selected to the Pro Bowl since Brockington in 1971 and was named Rookie of the Year by PFWA.
- ▶ Finished third in the league with 11 TD runs, with 10 of those scores coming between Weeks 7-17, the most in the league over that span.

### **FB John Kuhn, 9th Year, Shippensburg, W-07 (Pit)**

- ▶ Has played in 110 of 115 games (121 of 126 including playoffs) during his six-plus seasons in Green Bay, appearing in all 16 regular-season contests in four of those seasons.
- ▶ Selected to the Pro Bowl in 2011, becoming the first Green Bay fullback to be honored since William Henderson in 2004.
- ▶ Only player on the team to have a rushing and receiving touchdown each season from 2008-11, and was the first Packer to achieve that feat since RB Ahman Green (2001-04).
- ▶ Led the team with four rushing TDs in 2011 and led the running backs with six total TDs.





## PACKERS STARTERS – DEFENSE

### LDE Datone Jones, 2nd Year, UCLA, D1-13

- Overcame an ankle injury during the preseason to play in all 16 games in 2013.
- Rotated at defensive end and as one of the interior rushers in the team's sub-defenses, recording 3.5 sacks.
- Blocked an extra point at Cincinnati in Week 3 last year.
- Was the first UCLA defensive lineman selected in the first round since DT Manu Tuiaosopo in 1979 (No. 18 overall, Seattle).

### NT Letroy Guion, 7th Year, Florida State, FA-14

- Signed with Green Bay this past offseason after spending his first six NFL seasons with the Minnesota Vikings after being selected in the fifth round of the 2008 NFL Draft.
- Started all 28 games he appeared in for Minnesota over the past two seasons, recording 72 tackles (32 solo) and three sacks over that span.
- Was the only Viking to block a field goal in both 2011 and 2012.

### RDE Mike Daniels, 3rd Year, Iowa, D4a-12

- Played in all 16 games with one start last season and ranked No. 2 on the team with a career-high 6.5 sacks. Was tied for No. 6 in the NFL in sacks among defensive tackles.
- Appeared in 14 contests as a rookie in 2012 and posted 19 tackles (11 solo), two sacks, a team-high two fumble recoveries and a pass defended.
- Returned a fumble 43 yards for a TD vs. Detroit in Week 14 of 2012, the longest fumble return for a TD by a rookie in franchise history.
- Starred as an interior pass rusher at Iowa, posting a team-high 24.5 tackles for a loss and 13 sacks from 2010-11.

### LOLB Clay Matthews, 6th Year, Southern California, D1b-09

- Ranks No. 6 in the NFL since entering the league in 2009 with 51.0 sacks. His sack total ranks No. 5 in team history (since 1982).
- Became the first Packer in team history to earn Pro Bowl recognition in each of his first four seasons in the NFL (2009-12).
- Is the only player in franchise history to score a defensive TD (interception or fumble return) in each of his first three seasons in the NFL (2009-11).
- Named first-team All-Pro by *The Associated Press* in 2010, the first Green Bay LB to earn that honor since Tim Harris in 1989. Finished second to Pittsburgh safety Troy Polamalu in the AP's Defensive Player of the Year voting.

### BLB A.J. Hawk, 9th Year, Ohio State, D1-06

- Ranks No. 1 in franchise history (since 1975) with 1,060 tackles.
- His 35 tackles this season are tied for the team high. Led the team with 153 tackles (112 solo) last season and was tied for No. 3 on the club with a career-high five sacks.
- Has either led the team or finished second in tackles in six of his seven seasons in Green Bay. Led the team with 142 tackles (105 solo) in 2012.
- Has appeared in 129 of a possible 131 regular-season games in his career, starting 126 of 129.
- Has posted 1,060 tackles (759 solo), 16.5 sacks, nine interceptions, 39 passes defended, three forced fumbles and five fumble recoveries during his career.

### MLB Brad Jones, 6th Year, Colorado, D7-09

- Ranked No. 3 on the team with 98 tackles (73 solo) last season and added three sacks, a forced fumble and a fumble recovery.
- Came on in relief of D.J. Smith, who sustained a season-ending knee injury in 2012 in Week 6 at Houston, and made his first career start on the inside (13 starts at OLB) at St. Louis in Week 7. Registered 99 tackles (69 solo), two sacks and a forced fumble in his 10 starts last season.
- Became a core member on special teams in 2011, appearing in a career-high 15 games and recording a career-best 11 coverage tackles.
- Worked at OLB for his first three seasons, including his rookie campaign of 2009 that saw him start seven games and register a career-high four sacks.

### ROLB Julius Peppers, 13th Year, North Carolina, FA-14

- Signed with Green Bay during the offseason after playing the last four seasons for Chicago and the first eight of his career for Carolina after being selected as the No. 2 overall pick in 2002.
- Has been selected to the Pro Bowl eight times (2004-06, 2008-12) and has been named first-team All-Pro by *The Associated Press* three times (2004, 2006, 2010). Was named to the NFL's All-Decade Team for the 2000s.
- Enters this week having played in 100 consecutive regular-season games.
- Ranks No. 2 in the league in sacks (119.5) and No. 5 in forced fumbles (40) since entering the NFL in 2002. His sack total ranks No. 17 in NFL history (since 1982).
- From 2002-13, led all NFL defensive linemen with nine interceptions.
- Has blocked 13 kicks (12 field goals, one extra point) during his career.

### LCB Tramon Williams, 8th Year, Louisiana Tech, FA-06

- Tied for No. 1 in the league in interceptions (20) and ranks No. 2 in the NFL in INT return yards (323) since 2010 (including playoffs).
- Started all 16 games last season and led the secondary with a career-high 91 tackles (68 solo) and a career-best 2.5 sacks. Added three interceptions, two fumble recoveries, two forced fumbles and 14 passes defended.
- Despite suffering a shoulder injury in the 2011 season opener, went on to start 15 games that season and post career highs for tackles (65) and passes defended (24). Also added four interceptions.
- With three interceptions during the 2010 playoffs, tied Joe Laws (1944) and Craig Newsome (1996) for the franchise single-postseason record.

### RCB Sam Shields, 5th Year, Miami, FA-10

- Started all 14 games he appeared in last season and led the team with four INTs (tied career high) and a career-best 25 passes defended.
- Was limited to 10 games with eight starts in 2012 due to injury, but registered 38 tackles (28 solo), three interceptions, 15 passes defended (No. 3 on the team) and a sack.
- Made an impact in 2010 after making the team as a non-drafted rookie, earning the nickel CB job despite playing the position only one season in college.
- In Green Bay's NFC Championship win over Chicago in the 2010 season, became the first rookie in NFL history to record two INTs and a sack in a postseason contest.

### SS Morgan Burnett, 5th Year, Georgia Tech, D3-10

- Tied for the team lead this season with 35 tackles. Ranked No. 2 on the team with 106 tackles (77 solo) in 2013, despite missing the first three games due to injury. Recovered three fumbles, including one for a TD, and added nine passes defended.
- Participated in all 1,088 plays for Green Bay's defense in 2012, one of only four non-offensive linemen in the NFL to appear in 100 percent of his team's snaps.
- Enjoyed his first full season as a pro in 2011, joining DT B.J. Raji as the only two Green Bay defensive players to start all 16 regular-season games.
- Started the first four games of the 2010 season at SS before sustaining a season-ending knee injury vs. Detroit in Week 4.

### FS Micah Hyde, 2nd Year, Iowa, D5a-13

- Appeared in all 16 games last season, playing in the most defensive plays (428) among the Packers' defensive rookies.
- Spent most of his rookie season as the dime or nickel cornerback, helping to fill in for CB Casey Hayward, who missed all but three games due to a hamstring injury.
- As the team's primary return man for most of the 2013 season, ranked No. 5 in the NFL in punt return average (12.3) and No. 14 in kickoff return average (24.1). Recorded a 93-yard punt return for a touchdown, which tied for the fourth longest in team history.

No	ALPHABETICAL ROSTER	Pos	Ht	Wt	Birthdate	NFL Exp	College	High School	Hometown
17	Adams, Davante	WR	6-1	215	12/24/92	R	Fresno State		Palo Alto, Calif.
69	Bakhtiari, David	T	6-4	310	9/30/91	2	Colorado		San Mateo, Calif.
58	Barrington, Sam	LB	6-1	240	10/5/90	2	South Florida		Jacksonville, Fla.
86	Bostick, Brandon	TE	6-3	250	5/3/89	2	Newberry		Florence, S.C.
93	Boyd, Josh	DT	6-3	310	8/3/89	2	Mississippi State		Philadelphia, Miss.
11	Boykin, Jarrett	WR	6-2	218	11/4/89	3	Virginia Tech		Matthews, N.C.
54	Bradford, Carl	LB	6-1	252	8/15/92	R	Arizona State		Norco, Calif.
75	Bulaga, Bryan	T	6-5	314	3/21/89	5	Iowa		Woodstock, Ill.
42	Burnett, Morgan	S	6-1	209	1/13/89	5	Georgia Tech		College Park, Ga.
24	Bush, Jarrett	CB	6-0	200	5/21/84	9	Utah State		Vacaville, Calif.
21	Clinton-Dix, Ha Ha	S	6-1	208	12/21/92	R	Alabama		Orlando, Fla.
18	Cobb, Randall	WR	5-10	192	8/22/90	4	Kentucky		Alcoa, Tenn.
2	Crosby, Mason	K	6-1	207	9/3/84	8	Colorado		Georgetown, Texas
76	Daniels, Mike	DT	6-0	305	5/5/89	3	Iowa		Blackwood, N.J.
91	Elliott, Jayrone	LB	6-3	255	11/11/91	R	Toledo		Cleveland, Ohio
10	Flynn, Matt	QB	6-2	225	6/20/85	7	Louisiana State		Tyler, Texas
72	Gerhart, Garth	C	6-1	310	10/21/88	1	Arizona State		Norco, Calif.
61	Goode, Brett	LS	6-1	255	11/2/84	7	Arkansas		Fort Smith, Ark.
39	Goodson, Demetri	CB	5-11	197	6/11/89	R	Baylor		Spring, Texas
98	Guion, Letroy	DT	6-4	315	6/21/87	7	Florida State		Starke, Fla.
26	Harris, DuJuan	RB	5-8	203	9/3/88	2	Troy		Brooksville, Fla.
50	Hawk, A.J.	LB	6-1	235	1/6/84	9	Ohio State		Centerville, Ohio
29	Hayward, Casey	CB	5-11	192	9/9/89	3	Vanderbilt		Perry, Ga.
31	House, Davon	CB	6-0	195	7/10/89	4	New Mexico State		Palmdale, Calif.
33	Hyde, Micah	DB	6-0	197	12/31/90	2	Iowa		Fostoria, Ohio
83	Janis, Jeff	WR	6-3	219	6/24/91	R	Saginaw Valley State		Tawas City, Mich.
59	Jones, Brad	LB	6-3	242	4/1/86	6	Colorado		East Lansing, Mich.
95	Jones, Datone	DE	6-4	285	7/24/90	2	UCLA		Compton, Calif.
30	Kuhn, John	FB	6-0	250	9/9/82	9	Shippensburg		York, Pa.
27	Lacy, Eddie	RB	5-11	230	6/2/90	2	Alabama		Geismar, La.
70	Lang, T.J.	G	6-4	318	9/20/87	6	Eastern Michigan		Birmingham, Mich.
57	Lattimore, Jamari	LB	6-2	229	10/6/88	4	Middle Tennessee State		Hialeah, Fla.
63	Linsley, Corey	C	6-3	301	7/27/91	R	Ohio State		Boardman, Ohio
8	Masthay, Tim	P	6-1	200	3/16/87	5	Kentucky		Murray, Ky.
52	Matthews, Clay	LB	6-3	255	5/14/86	6	Southern California		Agoura Hills, Calif.
96	Neal, Mike	LB/DE	6-3	285	6/26/87	5	Purdue		Merrillville, Ind.
87	Nelson, Jordy	WR	6-3	217	5/31/85	7	Kansas State		Riley, Kan.
64	Pennel, Mike	DT	6-4	332	5/9/91	R	Colorado State-Pueblo		Aurora, Colo.
56	Peppers, Julius	LB	6-7	287	1/18/80	13	North Carolina		Bailey, N.C.
53	Perry, Nick	LB	6-3	265	4/12/90	3	Southern California		Detroit, Mich.
81	Quarless, Andrew	TE	6-4	252	10/6/88	5	Penn State		Uniondale, N.Y.
28	Richardson, Sean	S	6-2	216	1/21/90	3	Vanderbilt		Linden, Ala.
12	Rodgers, Aaron	QB	6-2	225	12/2/83	10	California		Chico, Calif.
89	Rodgers, Richard	TE	6-4	257	1/22/92	R	California		Shrewsbury, Mass.
78	Sherrod, Derek	T	6-6	321	4/23/89	4	Mississippi State		Columbus, Miss.
37	Shields, Sam	CB	5-11	184	12/8/87	5	Miami		Sarasota, Fla.
71	Sitton, Josh	G	6-3	318	6/16/86	7	Central Florida		Pensacola, Fla.
44	Starks, James	RB	6-2	218	2/25/86	5	Buffalo		Niagara Falls, N.Y.
65	Taylor, Lane	G	6-3	324	11/22/89	2	Oklahoma State		Arlington, Texas
82	Taylor, Ryan	TE	6-3	254	11/16/87	4	North Carolina		Winston-Salem, N.C.
16	Tolzien, Scott	QB	6-2	213	9/4/87	4	Wisconsin		Palatine, Ill.
38	Williams, Tramon	CB	5-11	191	3/16/83	8	Louisiana Tech		Napoleonville, La.

## Practice Squad

32	Banjo, Chris	S	5-10	207	2/26/90	2	SMU		Sugar Land, Texas
6	Dorsey, Kevin	WR	6-1	207	2/23/90	2	Maryland		Forestville, Md.
22	Hill, Michael	RB	5-10	210	8/14/89	2	Missouri Western State		St. Joseph, Mo.
49	Hubbard, Adrian	LB	6-6	257	2/27/92	R	Alabama		Norcross, Ga.
80	Perillo, Justin	TE	6-3	250	1/5/91	R	Maine		Wilmington, Del.
97	Robinson, Luther	DE	6-3	301	2/24/91	R	Miami		Fort Pierce, Fla.
20	Rolle, Jumal	CB	6-0	188	5/28/90	1	Catawba		Wilson, N.C.
60	Vujnovich, Jeremy	T	6-5	300	10/12/90	R	Louisiana College		Belle Chasse, La.
79	Walker, Josh	G	6-5	328	6/2/91	R	Middle Tennessee State		Spring City, Tenn.
19	White, Myles	WR	6-0	190	3/30/90	2	Louisiana Tech		Livonia, Mich.

## Injured Reserve

84	Abbiederis, Jared	WR	6-1	195	12/17/90	R	Wisconsin		Wautoma, Wis.
77	Adams, Aaron	T	6-5	303	5/16/89	1	Eastern Kentucky		Greenacres, Fla.
67	Barclay, Don	T/G	6-4	305	4/18/89	3	West Virginia		Harmony, Pa.
55	Mulumba, Andy	LB	6-3	260	1/31/90	2	Eastern Michigan		Montreal, Quebec
51	Palmer, Nate	LB	6-2	248	9/23/89	2	Illinois State		Chicago, Ill.
90	Raji, B.J.	DT	6-2	337	7/11/86	6	Boston College		Washington Township, N.J.
94	Thornton, Khyri	DT	6-3	304	11/21/89	R	Southern Mississippi		Panama City, Fla.
*73	Tretter, JC	C/G	6-4	307	2/12/91	2	Cornell		Akron, N.Y.

\*Designated for Return

No	NUMERICAL ROSTER	Pos	Ht	Wt	Age	NFL Exp	College	How Acquired	Reg. season GP/GS/DNP/IA
2	Mason Crosby	K	6-1	207	30	8	Colorado	D6c-07	4/0/0/0
8	Tim Masthay	P	6-1	200	27	5	Kentucky	FA-10	4/0/0/0
10	Matt Flynn	QB	6-2	225	29	7	Louisiana State	FA-13 (D7a-08)	0/0/4/0
11	Jarrett Boykin	WR	6-2	218	24	3	Virginia Tech	FA-12	3/3/0/1
12	Aaron Rodgers	QB	6-2	225	30	10	California	D1-05	4/4/0/0
16	Scott Tolzien	QB	6-2	213	27	4	Wisconsin	FA-13	0/0/0/4
17	Davante Adams	WR	6-1	215	21	R	Fresno State	D2-14	4/0/0/0
18	Randall Cobb	WR	5-10	192	24	4	Kentucky	D2-11	4/4/0/0
21	Ha Ha Clinton-Dix	S	6-1	208	21	R	Alabama	D1-14	4/0/0/0
24	Jarrett Bush	CB	6-0	200	30	9	Utah State	W-06 (Car)	4/0/0/0
26	DuJuan Harris	RB	5-8	203	26	2	Troy	FA-12	4/0/0/0
27	Eddie Lacy	RB	5-11	230	24	2	Alabama	D2-13	4/4/0/0
28	Sean Richardson	S	6-2	216	24	3	Vanderbilt	FA-12	4/0/0/0
29	Casey Hayward	CB	5-11	192	25	3	Vanderbilt	D2b-12	4/0/0/0
30	John Kuhn	FB	6-0	250	32	9	Shippensburg	W-07 (Pit)	4/0/0/0
31	Davon House	CB	6-0	195	25	4	New Mexico State	D4-11	4/1/0/0
33	Micah Hyde	DB	6-0	197	23	2	Iowa	D5a-13	4/4/0/0
37	Sam Shields	CB	5-11	184	26	5	Miami	FA-10	4/4/0/0
38	Tramon Williams	CB	5-11	191	31	8	Louisiana Tech	FA-06	4/4/0/0
39	Demetri Goodson	CB	5-11	197	25	R	Baylor	D6-14	0/0/0/4
42	Morgan Burnett	S	6-1	209	25	5	Georgia Tech	D3-10	4/4/0/0
44	James Starks	RB	6-2	218	28	5	Buffalo	D6-10	4/0/0/0
50	A.J. Hawk	LB	6-1	235	30	9	Ohio State	D1-06	4/4/0/0
52	Clay Matthews	LB	6-3	255	28	6	Southern California	D1b-09	4/4/0/0
53	Nick Perry	LB	6-3	265	24	3	Southern California	D1-12	4/0/0/0
54	Carl Bradford	LB	6-1	252	22	R	Arizona State	D4-14	0/0/0/4
56	Julius Peppers	LB	6-7	287	34	13	North Carolina	FA-14	4/4/0/0
57	Jamari Lattimore	LB	6-2	229	25	4	Middle Tennessee State	FA-11	4/3/0/0
58	Sam Barrington	LB	6-1	240	23	2	South Florida	D7c-13	4/0/0/0
59	Brad Jones	LB	6-3	242	28	6	Colorado	D7-09	1/1/0/3
61	Brett Goode	LS	6-1	255	29	7	Arkansas	FA-08	4/0/0/0
63	Corey Linsley	C	6-3	301	23	R	Ohio State	D5a-14	4/4/0/0
64	Mike Pennel	DT	6-4	332	23	R	Colorado State-Pueblo	FA-14	1/0/1/2
65	Lane Taylor	G	6-3	324	24	2	Oklahoma State	FA-13	4/0/0/0
69	David Bakhtiari	T	6-4	310	22	2	Colorado	D4a-13	4/4/0/0
70	T.J. Lang	G	6-4	318	27	6	Eastern Michigan	D4-09	4/4/0/0
71	Josh Sitton	G	6-3	318	28	7	Central Florida	D4b-08	4/4/0/0
72	Garth Gerhart	C	6-1	310	25	1	Arizona State	FA-13	0/0/3/1
75	Bryan Bulaga	T	6-5	314	25	5	Iowa	D1-10	3/3/0/1
76	Mike Daniels	DT	6-0	305	25	3	Iowa	D4a-12	4/4/0/0
78	Derek Sherrod	T	6-6	321	25	4	Mississippi State	D1-11	4/1/0/0
81	Andrew Quarless	TE	6-4	252	25	5	Penn State	D5a-10	4/1/0/0
82	Ryan Taylor	TE	6-3	254	26	4	North Carolina	D7a-11	4/0/0/0
83	Jeff Janis	WR	6-3	219	23	R	Saginaw Valley State	D7-14	1/0/0/3
86	Brandon Bostick	TE	6-3	250	25	2	Newberry	FA-12	3/0/0/1
87	Jordy Nelson	WR	6-3	217	29	7	Kansas State	D2a-08	4/4/0/0
89	Richard Rodgers	TE	6-4	257	22	R	California	D3b-14	4/4/0/0
91	Jayrone Elliott	LB	6-3	255	22	R	Toledo	FA-14	2/0/0/2
93	Josh Boyd	DT	6-3	310	25	2	Mississippi State	D5b-13	4/0/0/0
95	Datone Jones	DE	6-4	285	24	2	UCLA	D1-13	4/2/0/0
96	Mike Neal	LB/DE	6-3	285	27	5	Purdue	D2-10	4/1/0/0
98	Letroy Guion	DT	6-4	315	27	7	Florida State	FA-14	4/4/0/0

## Practice Squad

6	Kevin Dorsey	WR	6-1	207	24	2	Maryland	D7b-13	0/0/0/0
19	Myles White	WR	6-0	190	24	2	Louisiana Tech	FA-13	0/0/0/0
20	Jumal Rolle	CB	6-0	188	24	1	Catawba	FA-13	0/0/0/0
22	Michael Hill	RB	5-10	210	25	2	Missouri Western State	FA-14	0/0/0/0
32	Chris Banjo	S	5-10	207	24	2	SMU	FA-13	0/0/0/0
49	Adrian Hubbard	LB	6-6	257	22	R	Alabama	FA-14	0/0/0/0
60	Jeremy Vujnovich	T	6-5	300	23	R	Louisiana College	FA-14	0/0/0/0
79	Josh Walker	G	6-5	328	23	R	Middle Tennessee State	FA-14	0/0/0/0
80	Justin Perillo	TE	6-3	250	23	R	Maine	FA-14	0/0/0/0
97	Luther Robinson	DE	6-3	301	23	R	Miami	FA-14	0/0/0/0

## Injured Reserve

51	Nate Palmer	LB	6-2	248	25	2	Illinois State	D6-13	0/0/0/0
55	Andy Mulumba	LB	6-3	260	24	2	Eastern Michigan	FA-13	2/0/0/0
67	Don Barclay	T/G	6-4	305	25	3	West Virginia	FA-12	0/0/0/0
*73	JC Tretter	C/G	6-4	307	23	2	Cornell	D4b-13	0/0/0/0
77	Aaron Adams	T	6-5	303	25	1	Eastern Kentucky	FA-13	0/0/0/0
84	Jared Abbrederis	WR	6-1	195	23	R	Wisconsin	D5b-14	0/0/0/0
90	B.J. Raji	DT	6-2	337	28	6	Boston College	D1a-09	0/0/0/0
94	Khyri Thornton	DT	6-3	304	24	R	Southern Mississippi	D3a-14	0/0/0/0

\*Designated for Return





## 2014 REGULAR-SEASON STATISTICS

	Packers	Opponent
<b>TOTAL FIRST DOWNS</b> .....	<b>79</b>	<b>98</b>
Rushing .....	15	42
Passing .....	55	46
Penalty .....	9	10
3rd Down: Made/Att.....	21/44	30/57
3rd Down Pct.....	47.7	52.6
4th Down: Made/Att.....	0/2	5/7
4th Down Pct.....	0.0	71.4
<b>POSSESSION AVG.</b> .....	<b>25:25</b>	<b>34:35</b>
<b>TOTAL NET YARDS</b> .....	<b>1226</b>	<b>1560</b>
Avg. Per Game.....	306.5	390.0
Total Plays.....	223	288
Avg. Per Play.....	5.5	5.4
<b>NET YARDS RUSHING</b> .....	<b>292</b>	<b>704</b>
Avg. Per Game.....	73.0	176.0
Total Rushes.....	83	153
<b>NET YARDS PASSING</b> .....	<b>934</b>	<b>856</b>
Avg. Per Game.....	233.5	214.0
Sacked/Yards Lost.....	10/65	6/22
Gross Yards.....	999	878
Att./Completions.....	130/86	129/80
Completion Pct.....	66.2	62.0
<b>HAD INTERCEPTED</b> .....	<b>1</b>	<b>5</b>
<b>PUNTS/AVERAGE</b> .....	<b>13/43.5</b>	<b>9/44.8</b>
Net Punting Avg.....	41.2	40.6
<b>PENALTIES/YARDS</b> .....	<b>25/199</b>	<b>23/237</b>
<b>FUMBLES/BALL LOST</b> .....	<b>5/2</b>	<b>7/2</b>
<b>TOUCHDOWNS</b> .....	<b>11</b>	<b>11</b>
Rushing .....	2	5
Passing .....	9	5
Returns .....	0	1

**SCORE BY PERIODS**

	Q1	Q2	Q3	Q4	OT	PTS
PACKERS	24	30	25	13	0	92
OPPONENTS	31	36	8	21	0	96

**SCORING**

	TD	-Ru	-Pa	-Rt	K-PAT	FG	S	PTS
Randall Cobb .....	5	0	5	0			0	32
Mason Crosby .....	0	0	0	0	9/9	5/6	0	24
Jordy Nelson .....	3	0	3	0			0	18
John Kuhn .....	1	1	0	0			0	6
Eddie Lacy .....	1	1	0	0			0	6
Andrew Quarless .....	1	0	1	0			0	6
<b>PACKERS</b> .....	<b>11</b>	<b>2</b>	<b>9</b>	<b>0</b>	<b>9/9</b>	<b>5/6</b>	<b>0</b>	<b>92</b>
<b>OPPONENTS</b> .....	<b>11</b>	<b>5</b>	<b>5</b>	<b>1</b>	<b>11/11</b>	<b>5/6</b>	<b>2</b>	<b>96</b>

2-Pt Conversions: Cobb, Packers 1-2, Opponents 0-0

**SACKS:** Ha Ha Clinton-Dix 1, Mike Daniels 1, Datone Jones 1, Clay Matthews 1, Mike Neal 1, Julius Peppers 1, PACKERS 6, OPPONENTS 10

**RUSHING**

	No	Yds	Avg	Long	TD
Eddie Lacy .....	53	161	3.0	17	1
James Starks .....	15	75	5.0	15	0
Aaron Rodgers .....	7	36	5.1	11	0
DuJuan Harris .....	4	9	2.3	7	0
Randall Cobb .....	2	6	3.0	4	0
John Kuhn .....	2	5	2.5	3	1
<b>PACKERS</b> .....	<b>83</b>	<b>292</b>	<b>3.5</b>	<b>17</b>	<b>2</b>
<b>OPPONENTS</b> .....	<b>153</b>	<b>704</b>	<b>4.6</b>	<b>39</b>	<b>5</b>

**RECEIVING**

	No	Yds	Avg	Long	TD
Jordy Nelson .....	33	459	13.9	80t	3
Randall Cobb .....	21	239	11.4	46	5
Davante Adams .....	9	79	8.8	24	0
Andrew Quarless .....	8	77	9.6	18	1
Eddie Lacy .....	7	49	7.0	12	0
Richard Rodgers .....	2	52	26.0	43	0
Jarrett Boykin .....	2	17	8.5	11	0
James Starks .....	2	11	5.5	11	0
DuJuan Harris .....	1	11	11.0	11	0
John Kuhn .....	1	5	5.0	5	0
<b>PACKERS</b> .....	<b>86</b>	<b>999</b>	<b>11.6</b>	<b>80t</b>	<b>9</b>
<b>OPPONENTS</b> .....	<b>80</b>	<b>878</b>	<b>11.0</b>	<b>52</b>	<b>5</b>

**INTERCEPTIONS**

	No	Yds	Avg	Long	TD
Sam Shields .....	1	62	62.0	62	0
Clay Matthews .....	1	40	40.0	40	0
Ha Ha Clinton-Dix .....	1	9	9.0	9	0
Davon House .....	1	0	0.0	0	0
Tramon Williams .....	1	0	0.0	0	0
<b>PACKERS</b> .....	<b>5</b>	<b>111</b>	<b>22.2</b>	<b>62</b>	<b>0</b>
<b>OPPONENTS</b> .....	<b>1</b>	<b>21</b>	<b>21.0</b>	<b>21</b>	<b>0</b>

**PUNTING**

	No	Yds	Avg	Net	TB	In 20	LG	Blk
Tim Masthay .....	13	565	43.5	41.2	0	3	57	0
<b>PACKERS</b> .....	<b>13</b>	<b>565</b>	<b>43.5</b>	<b>41.2</b>	<b>0</b>	<b>3</b>	<b>57</b>	<b>0</b>
<b>OPPONENTS</b> .....	<b>9</b>	<b>403</b>	<b>44.8</b>	<b>40.6</b>	<b>0</b>	<b>4</b>	<b>56</b>	<b>0</b>

**PUNT RETURNS**

	Ret	FC	Yds	Avg	Long	TD
Randall Cobb .....	3	3	30	10.0	22	0
Ha Ha Clinton-Dix .....	1	0	0	0.0	0	0
Micah Hyde .....	1	0	8	8.0	8	0
<b>PACKERS</b> .....	<b>5</b>	<b>3</b>	<b>38</b>	<b>7.6</b>	<b>22</b>	<b>0</b>
<b>OPPONENTS</b> .....	<b>7</b>	<b>3</b>	<b>30</b>	<b>4.3</b>	<b>12</b>	<b>0</b>

**KICKOFF RETURNS**

	No	Yds	Avg	Long	TD
DuJuan Harris .....	7	169	24.1	41	0
Micah Hyde .....	4	96	24.0	28	0
<b>PACKERS</b> .....	<b>11</b>	<b>265</b>	<b>24.1</b>	<b>41</b>	<b>0</b>
<b>OPPONENTS</b> .....	<b>10</b>	<b>188</b>	<b>18.8</b>	<b>34</b>	<b>0</b>

**FIELD GOALS**

	1-19	20-29	30-39	40-49	50+
Mason Crosby .....	0/0	2/2	1/2	0/0	2/2
<b>PACKERS</b> .....	<b>0/0</b>	<b>2/2</b>	<b>1/2</b>	<b>0/0</b>	<b>2/2</b>
<b>OPPONENTS</b> .....	<b>0/0</b>	<b>2/2</b>	<b>2/2</b>	<b>0/1</b>	<b>1/1</b>

Crosby: (23G) (31G, 20G, 55G) ( ) (53, 38B)  
Opponents: (35G, 20G) (52G) (30G, 41N) (23)

**PASSING**

	Att	Cmp	Yds	Cmp%	Yds/Att	TD	TD%	Int	Int%	Long	Sack/Lost	Rating
Aaron Rodgers .....	130	86	999	66.2	7.68	9	6.9	1	0.8	80t	10/65	109.1
<b>PACKERS</b> .....	<b>130</b>	<b>86</b>	<b>999</b>	<b>66.2</b>	<b>7.68</b>	<b>9</b>	<b>6.9</b>	<b>1</b>	<b>0.8</b>	<b>80t</b>	<b>10/65</b>	<b>109.1</b>
<b>OPPONENTS</b> .....	<b>129</b>	<b>80</b>	<b>878</b>	<b>62.0</b>	<b>6.81</b>	<b>5</b>	<b>3.9</b>	<b>5</b>	<b>3.9</b>	<b>52</b>	<b>6/22</b>	<b>78.9</b>



## 2014 REGULAR-SEASON DEFENSIVE STATISTICS

Official totals – based on coaches' film review, through Sept. 28 at Chicago (press-box totals for Chicago game)

### SPECIAL TEAMS

Player	Total Tackles	Solo	Asst	Sacks/ Yards	Int/ Yards	Fum Rec	For Fum	Pass Def
Morgan Burnett.....	35	29	6	0.0/0.0	0/0	0	0	1
A.J. Hawk.....	35	25	10	0.0/0.0	0/0	0	0	0
Jamari Lattimore.....	26	15	11	0.0/0.0	0/0	0	0	0
Tramon Williams.....	22	19	3	0.0/0.0	1/0	0	0	4
Mike Daniels.....	19	12	7	1.0/7.0	0/0	0	0	0
Micah Hyde.....	18	13	5	0.0/0.0	0/0	0	0	1
Clay Matthews.....	15	10	5	1.0/3.0	1/40	0	1	3
Mike Neal.....	15	10	5	1.0/2.0	0/0	0	0	0
Ha Ha Clinton-Dix.....	14	10	4	1.0/0.0	1/9	0	0	3
Letroy Guion.....	14	7	7	0.0/0.0	0/0	0	0	0
Sam Shields.....	13	11	2	0.0/0.0	1/62	0	0	6
Datone Jones.....	12	9	3	1.0/4.0	0/0	0	0	0
Julius Peppers.....	11	9	2	1.0/6.0	0/0	1	1	2
Josh Boyd.....	11	4	7	0.0/0.0	0/0	0	0	0
Nick Perry.....	9	7	2	0.0/0.0	0/0	0	0	1
Davon House.....	7	6	1	0.0/0.0	1/0	0	0	3
Casey Hayward.....	6	5	1	0.0/0.0	0/0	0	0	0
Brad Jones.....	6	4	2	0.0/0.0	0/0	0	0	0
Sam Barrington.....	4	3	1	0.0/0.0	0/0	0	0	0
Mike Pennel.....	2	1	1	0.0/0.0	0/0	0	0	0
Jarrett Bush.....	1	1	0	0.0/0.0	0/0	0	0	0
Jayrone Elliott.....	1	1	0	0.0/0.0	0/0	0	0	0
Sean Richardson.....	1	1	0	0.0/0.0	0/0	0	0	0
<b>Totals.....</b>	<b>297</b>	<b>212</b>	<b>85</b>	<b>6.0/22.0</b>	<b>5/111</b>	<b>1</b>	<b>3</b>	<b>24</b>

Player	TT	FR	FF
Jarrett Bush.....	4	0	0
Sean Richardson.....	4	0	0
Davon House.....	2	0	0
Brandon Bostick.....	1	0	0
Morgan Burnett.....	1	0	0
Ha Ha Clinton-Dix.....	1	1	0
John Kuhn.....	1	0	0
Andy Mulumba.....	1	0	0
Ryan Taylor.....	1	0	0
<b>Totals.....</b>	<b>16</b>	<b>1</b>	<b>0</b>

### MISCELLANEOUS TACKLES

Player	Tackles
Corey Linsley.....	1
Aaron Rodgers.....	1
<b>Totals.....</b>	<b>2</b>



## ROSTER BY POSITION

### **QUARTERBACK (3)**

Matt Flynn  
Aaron Rodgers  
Scott Tolzien

### **FULLBACK (1)**

John Kuhn

### **RUNNING BACK (3)**

DuJuan Harris  
Eddie Lacy  
James Starks

### **WIDE RECEIVER (5)**

Davante Adams  
Jarrett Boykin  
Randall Cobb  
Jeff Janis  
Jordy Nelson

### **TIGHT END (4)**

Brandon Bostick  
Andrew Quarless  
Richard Rodgers  
Ryan Taylor

### **OFFENSIVE LINE (8)**

David Bakhtiari  
Bryan Bulaga  
Garth Gerhart  
T.J. Lang  
Corey Linsley  
Derek Sherrod  
Josh Sitton  
Lane Taylor

### **DEFENSIVE LINE (5)**

Josh Boyd  
Mike Daniels  
Letroy Guion  
Datone Jones  
Mike Pennel

### **LINEBACKER (10)**

Sam Barrington  
Carl Bradford  
Jayrone Elliott  
A.J. Hawk  
Brad Jones  
Jamari Lattimore  
Clay Matthews  
Mike Neal (also DE)  
Julius Peppers  
Nick Perry

### **CORNERBACK (6)**

Jarrett Bush  
Demetri Goodson  
Casey Hayward  
Davon House  
Sam Shields  
Tramon Williams

### **SAFETY (4)**

Morgan Burnett  
Ha Ha Clinton-Dix  
Micah Hyde (also CB)  
Sean Richardson

### **SPECIALIST (3)**

Mason Crosby  
Brett Goode  
Tim Masthay

*Rookies and first-year players are underlined*

## PRONUNCIATION GUIDE

### **PLAYERS**

David Bakhtiari ..... bock-tee-R-ee  
Bryan Bulaga ..... buh-LAH-guh  
Garth Gerhart ..... GARE-hart  
Brett Goode ..... GEWD  
Letroy Guion ..... GUY-on  
Datone Jones ..... DAY-tone  
John Kuhn ..... KOON  
Tim Masthay ..... MASS-tay  
Mike Pennel ..... puh-NELL  
Andrew Quarless ..... QUAR-liss  
Derek Sherrod ..... sher-ROD

Josh Sitton ..... SITT-en  
Scott Tolzien ..... toll-ZEEN  
Tramon Williams ..... trah-MAHN

### **COACHES**

James Campen ..... KAMP-en  
Tom Clements ..... KLEMM-ints  
Jerry Fontenot ..... FON-tin-oh  
Mark Lovat ..... .luh-VOTT  
Shawn Slocum ..... SLOW-kumm  
Mike Trgovac ..... TER-guh-vac





Unofficial, Sept. 29, 2014

## OFFENSE

<b>WR:</b>	87	Jordy Nelson	11	Jarrett Boykin	<u>83</u>	<u>Jeff Janis</u>
<b>LT:</b>	69	David Bakhtiari	78	Derek Sherrod		
<b>LG:</b>	71	Josh Sitton	65	Lane Taylor		
<b>C:</b>	<u>63</u>	<u>Corey Linsley</u>	<u>72</u>	<u>Garth Gerhart</u>		
<b>RG:</b>	70	T.J. Lang	65	Lane Taylor		
<b>RT:</b>	75	Bryan Bulaga	78	Derek Sherrod		
<b>TE:</b>	<u>89</u>	<u>Richard Rodgers</u>	86	Brandon Bostick	81	Andrew Quarless
					82	Ryan Taylor
<b>WR:</b>	18	Randall Cobb	<u>17</u>	<u>Davante Adams</u>		
<b>QB:</b>	12	Aaron Rodgers	10	Matt Flynn	16	Scott Tolzien
<b>RB:</b>	27	Eddie Lacy	44	James Starks	26	DuJuan Harris
<b>FB:</b>	30	John Kuhn				

## DEFENSE

<b>LDE:</b>	95	Datone Jones	93	Josh Boyd		
<b>NT:</b>	98	Letroy Guion	<u>64</u>	<u>Mike Pennel</u>		
<b>RDE:</b>	76	Mike Daniels	93	Josh Boyd		
<b>LOLB:</b>	52	Clay Matthews	96	Mike Neal	<u>91</u>	<u>Jayrone Elliott</u>
<b>BLB:</b>	50	A.J. Hawk	58	Sam Barrington	<u>54</u>	<u>Carl Bradford</u>
<b>MLB:</b>	59	Brad Jones	57	Jamari Lattimore	<u>54</u>	<u>Carl Bradford</u>
<b>ROLB:</b>	56	Julius Peppers	53	Nick Perry	<u>54</u>	<u>Carl Bradford</u>
<b>LCB:</b>	38	Tramon Williams	31	Davon House	<u>39</u>	<u>Demetri Goodson</u>
<b>RCB:</b>	37	Sam Shields	29	Casey Hayward	24	Jarrett Bush
<b>SS:</b>	42	Morgan Burnett	28	Sean Richardson		
<b>FS:</b>	33	Micah Hyde	<u>21</u>	<u>Ha Ha Clinton-Dix</u>		

## SPECIAL TEAMS

<b>K:</b>	2	Mason Crosby	8	Tim Masthay		
<b>P:</b>	8	Tim Masthay	2	Mason Crosby		
<b>H:</b>	8	Tim Masthay	18	Randall Cobb		
<b>PR:</b>	18	Randall Cobb	33	Micah Hyde	<u>83</u>	<u>Jeff Janis</u>
<b>KR:</b>	26	DuJuan Harris	33	Micah Hyde	<u>83</u>	<u>Jeff Janis</u>
<b>LS:</b>	61	Brett Goode	82	Ryan Taylor		

## Rookies and first-year players are underlined ##

### COACH LOCATIONS

- **Coaches' Box:** Dom Capers (defensive coordinator), Tom Clements (offensive coordinator), Luke Getsy (offensive quality control), Steve Marshall (assistant offensive line), Scott McCurley (assistant linebackers), Jason Simmons (defensive/special teams assistant) and Joe Whitt Jr. (secondary - cornerbacks).
- **Sideline:** Edgar Bennett (wide receivers), James Campen (offensive line), Mike Eayrs (research and development), Jerry Fontenot (tight ends), Sam Gash (running backs), Winston Moss (asst. head coach/linebackers), Darren Perry (secondary - safeties), John Rushing (defensive quality control), Shawn Slocum (special teams coordinator), Mike Trgovac (defensive line), Alex Van Pelt (quarterbacks) and Ron Zook (assistant special teams).



## HOW THE PACKERS WERE BUILT

Year	Record	Draft (33)	Waivers (2)	Free Agents (17)
2005	4-12	QB Aaron Rodgers D1		
2006	8-8	LB A.J. Hawk D1	CB Jarrett Bush (Car)	CB Tramon Williams
2007	13-3	K Mason Crosby D6c	FB John Kuhn (Pit)	
2008	6-10	WR Jordy Nelson D2a G Josh Sitton D4b		LS Brett Goode
2009	11-5	LB Clay Matthews D1b G T.J. Lang D4 LB Brad Jones D7		
2010	10-6	T Bryan Bulaga D1 LB/DE Mike Neal D2 S Morgan Burnett D3 TE Andrew Quarless D5a RB James Starks D6		P Tim Masthay CB Sam Shields
2011	15-1	T Derek Sherrod D1 WR Randall Cobb D2 CB Davon House D4 TE Ryan Taylor D7a		LB Jamari Lattimore
2012	11-5	LB Nick Perry D1 CB Casey Hayward D2b DT Mike Daniels D4a		TE Brandon Bostick WR Jarrett Boykin RB DuJuan Harris S Sean Richardson
2013	8-7-1	DE Datone Jones D1 RB Eddie Lacy D2 T David Bakhtiari D4a DB Micah Hyde D5a DT Josh Boyd D5b LB Sam Barrington D7c		QB Matt Flynn (D7a-08) C Garth Gerhart G Lane Taylor QB Scott Tolzien
2014	2-2	S Ha Ha Clinton-Dix D1 WR Davante Adams D2 TE Richard Rodgers D3b LB Carl Bradford D4 C Corey Linsley D5a CB Demetri Goodson D6 WR Jeff Janis D7		LB Jayrone Elliott DT Letroy Guion DT Mike Pennel LB Julius Peppers

## TEAM STATISTICS/STARTERS

## OFFENSE

Date/Opp	1	2	3	4	OT	Tot	Ru	Pa	Pe	Downs	Downs	Pl	Yds	Avg	Att	Yds	TD	Att-Com-Int	Yds	TD	Sacked	No/Avg	NetAvg	No/Yds	No-Lost	Conv	Poss
9/4 at Sea	7	3	0	6	0	19	4	17	2	6-12	0-0	57	255	4.5	21	80	1	33-23-1	175	1	3	4/38.3	37.5	8/65	1-0	0-1	10
9/14 NYJ	3	13	15	0	0	25	5	13	3	7-14	0-1	68	390	5.7	22	80	0	42-25-0	310	3	4	4/49.3	46.5	3/34	3-1	1-1	12
9/21 at Det	7	0	0	0	0	14	3	9	2	4-10	0-1	51	223	4.4	22	76	0	27-16-0	147	1	2	5/43.0	39.8	5/30	1-1	0-0	9
9/28 at Chi	7	14	10	7	0	21	3	16	2	4-8	0-0	47	358	7.6	18	56	1	28-22-0	302	4	1	0/0.0	0.0	9/70	0-0	0-0	7
10/2 Min																											
10/12 at Mia																											
10/19 Car																											
10/26 at NO																											
11/9 Chi																											
11/16 Phi																											
11/23 at Min																											
11/30 NE																											
12/8 Atl																											
12/14 at Buf																											
12/21 at TB																											
12/28 Det																											
SEASON	24	30	25	13	0	79	15	55	9	21-44	0-2	223	1226	5.5	83	292	2	130-86-1	934	9	10	13/43.5	41.2	25/199	5-2	1-2	38

## DEFENSE

Date/Opp	1	2	3	4	OT	Tot	Ru	Pa	Pe	Downs	Downs	Pl	Yds	Avg	Att	Yds	TD	Att-Com-Int	Yds	TD	Sacked	No/Avg	NetAvg	No/Yds	No-Lost	Conv	Poss
9/4 at Sea	3	14	5	14	0	25	13	8	4	4-11	1-1	66	398	6.0	37	207	2	28-19-0	191	2	1	2/33.0	33.0	4/69	2-1	0-0	10
9/14 at NYJ	14	7	3	0	0	19	7	11	1	8-17	2-3	71	313	4.4	37	147	2	32-16-1	166	1	2	5/46.6	43.6	7/82	1-0	0-0	12
9/21 at Det	7	5	0	7	0	21	6	13	2	11-18	0-0	74	353	4.8	38	115	1	34-22-2	238	0	2	2/52.0	40.5	6/40	1-1	0-0	9
9/28 at Chi	7	10	0	0	0	33	16	14	3	7-11	2-3	77	496	6.4	41	235	0	35-23-2	261	2	1	0/0.0	0.0	6/46	3-0	0-0	8
10/2 Min																											
10/12 at Mia																											
10/19 at Car																											
10/26 at NO																											
11/9 Chi																											
11/16 Phi																											
11/23 at Min																											
11/30 NE																											
12/8 Atl																											
12/14 at Buf																											
12/21 at TB																											
12/28 Det																											
SEASON	31	36	8	21	0	98	42	46	10	30-57	5-7	288	1560	5.4	153	704	5	129-80-5	856	5	6	9/44.8	40.6	23/237	7-2	0-0	39

## OFFENSIVE STARTERS

[illegible]

### DEFENSIVE STARTERS

[illegible]



INDIVIDUAL STATISTICS, OFFENSE

RUSHING

		E.Lacy					J.Starks					D.Harris					A.Rodgers					J.Kuhn					R.Cobb				
		No	Yds	Avg	Lg	TD	No	Yds	Avg	Lg	TD	No	Yds	Avg	Lg	TD	No	Yds	Avg	Lg	TD	No	Yds	Avg	Lg	TD	No	Yds	Avg	Lg	TD
9/4	at Sea	12	34	2.8	15	0	7	37	5.3	12	0	1	7	7.0	7	0	0	0	0.0	0	0	1	2	2.0	2t	1	0	0	0.0	0	0
9/14	NYJ	13	43	3.3	10	0	0	0	0.0	0	0	0	0	0.0	0	0	6	28	4.7	11	0	1	3	3.0	3	0	2	6	3.0	4	0
9/21	at Det	11	36	3.3	17	0	8	38	4.8	15	0	3	2	0.7	4	0	0	0	0.0	0	0	0	0	0.0	0	0	0	0	0.0	0	0
9/28	at Chi	17	48	2.8	10	1	0	0	0.0	0	0	0	0	0.0	0	0	1	8	8.0	8	0	0	0	0.0	0	0	0	0	0.0	0	0
10/2	Min																														
10/12	at Mia																														
10/19	Car																														
10/26	at NO																														
11/9	Chi																														
11/16	Phi																														
11/23	at Min																														
11/30	NE																														
12/8	Atl																														
12/14	at Buf																														
12/21	at TB																														
12/28	Det																														
SEASON		53	161	3.0	17	1	15	75	5.0	15	0	4	9	2.25	7	0	7	36	5.1	11	0	2	5	2.5	3	1	2	6	3.0	4	0
CAREER		337	1339	4.0	60	12	337	1502	4.5	41	5	47	208	4.4	24	2	340	1598	4.7	35	18	167	511	3.1	18	13	18	221	12.3	67	0

PASSING

<u>PASSING</u>		A.Rodgers										M.Flynn									
		<u>Att</u>	<u>Com</u>	<u>Pct</u>	<u>Yds</u>	<u>Sk/Yd</u>	<u>TD</u>	<u>Lg</u>	<u>Int</u>	<u>Rtng</u>	<u>Att</u>	<u>Com</u>	<u>Pct</u>	<u>Yds</u>	<u>Sk/Yd</u>	<u>TD</u>	<u>Lg</u>	<u>Int</u>	<u>Rtng</u>		
9/4	at Sea	33	23	69.7	189	3/14	1	23	1	81.5											
9/14	NYJ	42	25	59.5	346	4/36	3	80t	0	109.8					(Did Not Play)						
9/21	at Det	27	16	59.3	162	2/15	1	18	0	88.8					(Did Not Play)						
9/28	at Chi	28	22	78.6	302	1/0	4	46	0	151.2					(Did Not Play)						
10/2	Min																				
10/12	at Mia																				
10/19	Car																				
10/26	at NO																				
11/9	Chi																				
11/16	Phi																				
11/23	at Min																				
11/30	NE																				
12/8	Atl																				
12/14	at Buf																				
12/21	at TB																				
12/28	Det																				
SEASON		130	86	66.2	999	10/65	9	80t	1	109.1		0	0	---	0	0/0	0	---	0	---	
CAREER		3085	2031	65.8	25196	242/1494	197	93t	53	105.1		341	211	61.9	2475	37/197	17	80t	10	88.3	

PASSING

<b>PASSING</b>		S.Tolzien								
		<u>Att</u>	<u>Com</u>	<u>Pct</u>	<u>Yds</u>	<u>Sk/Yd</u>	<u>TD</u>	<u>Lg</u>	<u>Int</u>	<u>Rtng</u>
9/4	at Sea					(Inactive)				
9/14	NYJ					(Inactive)				
9/21	at Det					(Inactive)				
9/28	at Chi					(Inactive)				
10/2	Min									
10/12	at Mia									
10/19	Car									
10/26	at NO									
11/9	Chi									
11/16	Phi									
11/23	at Min									
11/30	NE									
12/8	Atl									
12/14	at Buf									
12/21	at TB									
12/28	Det									
SEASON		0	0	---	0	0/0	0	---	0	---
CAREER		90	55	61.1	717	3/26	1	52	5	66.8

## INDIVIDUAL STATISTICS, OFFENSE

RECEIVING	D.Adams					B.Bostick					J.Boykin					R.Cobb					J.Janis					J.Nelson						
	No	Yds	Avg	Lg	TD	No	Yds	Avg	Lg	TD	No	Yds	Avg	Lg	TD	No	Yds	Avg	Lg	TD	No	Yds	Avg	Lg	TD	No	Yds	Avg	Lg	TD		
9/4	at	Sea	0	0	0.0	0	0	(Inactive)					0	0	0.0	0	0	6	58	9.7	23	1	(Inactive)					9	83	9.2	16	0
9/14		NYJ	5	50	10.0	24	0	0	0	0.0	0	0	1	6	6.0	6	0	5	39	7.8	14	2	(Inactive)					9	209	23.2	80t	1
9/21	at	Det	2	11	5.5	9	0	0	0	0.0	0	0	1	11	11.0	11	0	3	29	9.7	13	0	(Inactive)					5	59	11.8	18	0
9/28	at	Chi	2	18	9.0	15	0	0	0	0.0	0	0	(Inactive)					7	113	16.1	46	2	0	0	0.0	0	0	10	108	10.8	23	2
10/2		Min																														
10/12	at	Mia																														
10/19		Car																														
10/26	at	NO																														
11/9		Chi																														
11/16		Phi																														
11/23	at	Min																														
11/30		NE																														
12/8		Atl																														
12/14	at	Buf																														
12/21	at	TB																														
12/28		Det																														
SEASON			9	79	8.8	24	0	0	0	0.0	0	0	2	17	6.0	11	0	21	239	11.4	46	5	0	0	0.0	0	0	33	459	13.9	80t	3
CAREER			9	79	8.8	24	0	7	120	17.1	26	1	56	725	12.9	52	3	157	2001	12.7	61	18	0	0	0.0	0	0	335	5049	15.1	93t	39

RECEIVING	A.Quarless						R.Rodgers						R.Taylor						D.Harris						J.Kuhn						E.Lacy					
	No	Yds	Avg	Lg	TD	No	Yds	Avg	Lg	TD	No	Yds	Avg	Lg	TD	No	Yds	Avg	Lg	TD	No	Yds	Avg	Lg	TD	No	Yds	Avg	Lg	TD						
9/4	at	Sea	3	26	8.7	18	0	0	0	0.0	0	0	0	0	0	0	0	0.0	0	0	0	0	0	0.0	0	0	3	11	3.7	12	0					
9/14		NYJ	1	8	8.0	8	0	0	0	0.0	0	0	0	0	0	1	11	11.0	11	0	1	5	5.0	5	0	2	18	9.0	11	0						
9/21	at	Det	4	43	10.8	18	1	0	0	0.0	0	0	0	0	0	0	0	0.0	0	0	0	0	0.0	0	0	1	9	9.0	9	0						
9/28	at	Chi	0	0	0.0	0	0	2	52	26.0	43	0	0	0	0.0	0	0	0.0	0	0	0	0	0.0	0	0	1	11	11.0	11	0						
10/2		Min																																		
10/12	at	Mia																																		
10/19		Car																																		
10/26	at	NO																																		
11/9		Chi																																		
11/16		Phi																																		
11/23	at	Min																																		
11/30		NE																																		
12/8		Atl																																		
12/14	at	Buf																																		
12/21	at	TB																																		
12/28		Det																																		
SEASON			8	77	9.6	18	1	2	52	26.0	43	0	0	0	0.0	0	0	0.0	0	0	1	11	11.0	11	0	1	5	5.0	5	0	7	49	7.0	12	0	
CAREER			64	663	10.4	23	4	2	52	26.0	43	0	8	45	5.6	11	1	4	32	8.0	11	0	73	498	6.8	32	8	42	306	7.3	34	0				

RECEIVING		J.Starks					
		No	Yds	Avg	Lg	TD	
9/4	at	Sea	2	11	5.5	11	0
9/14		NYJ	0	0	0.0	0	0
9/21	at	Det	0	0	0.0	0	0
9/28	at	Chi	0	0	0.0	0	0
10/2		Min					
10/12	at	Mia					
10/19		Car					
10/26	at	NO					
11/9		Chi					
11/16		Phi					
11/23	at	Min					
11/30		NE					
12/8		Atl					
12/14	at	Buf					
12/21	at	TB					
12/28		Det					
SEASON			2	11	5.5	11	0
CAREER			47	362	7.7	23	1

INDIVIDUAL STATISTICS, OFFENSE

RUSHING

		E.Lacy										J.Starks										A.Rodgers									
		First Half					Second Half					First Half					Second Half					First Half					Second Half				
		No	Yds	Avg	Lg	TD	No	Yds	Avg	Lg	TD	No	Yds	Avg	Lg	TD	No	Yds	Avg	Lg	TD	No	Yds	Avg	Lg	TD	No	Yds	Avg	Lg	TD
9/4	at Sea	8	29	3.6	15	0	4	5	1.3	3	0	4	14	3.5	6	0	3	23	7.7	12	0	0	0	0.0	0	0	0	0	0.0	0	0
9/14	NYJ	3	5	1.7	3	0	10	38	3.8	10	0	0	0	0.0	0	0	0	0	0.0	0	0	4	30	7.5	11	0	2	-2	-1.0	-1	0
9/21	at Det	7	22	3.1	7	0	4	14	3.5	17	0	8	38	4.8	15	0	0	0	0.0	0	0	0	0	0.0	0	0	0	0	0.0	0	0
9/28	at Chi	6	21	3.5	9	1	11	27	2.5	10	0	0	0	0.0	0	0	0	0	0.0	0	0	0	0	0.0	0	0	1	8	8.0	8	0
10/2	Min																														
10/12	at Mia																														
10/19	Car																														
10/26	at NO																														
11/9	Chi																														
11/16	Phi																														
11/23	at Min																														
11/30	NE																														
12/8	Atl																														
12/14	at Buf																														
12/21	at TB																														
12/28	Det																														
SEASON		24	77	3.2	15	1	29	84	2.9	17	0	12	52	4.3	15	0	3	23	7.7	12	0	4	30	7.5	11	0	3	6	2.0	8	0

PASSING

PASSING

A.Rodgers

First Half											Second Half										
		Att	Com	Pct	Yds	Sk/Yd	TD	Lg	Int	Rtng		Att	Com	Pct	Yds	Sk/Yd	TD	Lg	Int	Rtng	
9/4	at Sea	18	14	77.8	86	1/0	0	18	0	86.6		15	9	60.0	103	2/14	1	23	1	75.1	
9/14	NYJ	30	16	53.3	183	2/14	1	24	0	83.1		12	9	75.0	163	2/22	2	80t	0	156.3	
9/21	at Det	12	6	50.0	66	2/15	1	16	0	94.4		15	10	66.7	96	0/0	0	18	0	84.3	
9/28	at Chi	17	13	76.5	184	0/0	2	43	0	150.1		11	9	81.8	118	1/0	2	46	0	150.9	
10/2	Min																				
10/12	at Mia																				
10/19	Car																				
10/26	at NO																				
11/9	Chi																				
11/16	Phi																				
11/23	at Min																				
11/30	NE																				
12/8	Atl																				
12/14	at Buf																				
12/21	at TB																				
12/28	Det																				
SEASON		77	49	63.6	519	5/29	4	43	0	100.5		53	37	69.8	480	5/36	5	80t	1	121.6	

PASSING

		M.Flynn																				Second Half									
		First Half																													
		Att	Com	Pct	Yds	Sk/Yd	TD	Lg	Int	Rtng		Att	Com	Pct	Yds	Sk/Yd	TD	Lg	Int	Rtng		Att	Com	Pct	Yds	Sk/Yd	TD	Lg	Int	Rtng	
9/4	at Sea				(Did Not Play)																										
9/14	NYJ				(Did Not Play)																										
9/21	at Det				(Did Not Play)																										
9/28	at Chi				(Did Not Play)																										
10/2	Min																														
10/12	at Mia																														
10/19	Car																														
10/26	at NO																														
11/9	Chi																														
11/16	Phi																														
11/23	at Min																														
11/30	NE																														
12/8	Atl																														
12/14	at Buf																														
12/21	at TB																														
12/28	Det																														
SEASON		0	0	---	0	0/0	0	---	0	---		0	0	---	0	0/0	0	---	0	---		0	0	---	0	0/0	0	---	0	---	



		First Half					Second Half					First Half					Second Half					First Half					Second Half					
		No	Yds	Avg	Lg	TD	No	Yds	Avg	Lg	TD	No	Yds	Avg	Lg	TD	No	Yds	Avg	Lg	TD	No	Yds	Avg	Lg	TD	No	Yds	Avg	Lg	TD	
9/4	at	Sea	3	26	8.7	18	0	0	0	0.0	0	0	0	0.0	0	0	0	0	0.0	0	0	2	-1	-0.5	4	0	1	12	12.0	12	0	
9/14		NYJ	1	8	8.0	8	0	0	0	0.0	0	0	0	0.0	0	0	0	0	0.0	0	0	2	18	9.0	11	0	0	0	0.0	0	0	
9/21	at	Det	1	10	10.0	10	1	3	33	11.0	18	0	0	0	0.0	0	0	0	0.0	0	0	0	0	0.0	0	0	1	9	9.0	9	0	
9/28	at	Chi	0	0	0.0	0	0	0	0	0.0	0	0	2	52	26.0	43	0	0	0	0.0	0	0	1	11	11.0	11	0	0	0	0.0	0	0
10/2		Min																														
10/12	at	Mia																														
10/19		Car																														
10/26	at	NO																														
11/9		Chi																														
11/16		Phi																														
11/23	at	Min																														
11/30		NE																														
12/8		Atl																														
12/14	at	Buf																														
12/21	at	TB																														
12/28		Det																														
SEASON			5	44	8.8	18	1	3	33	11.0	18	0	2	52	26.0	43	0	0	0	0.0	0	0	5	28	5.6	11	0	2	21	10.5	12	0

# INDIVIDUAL STATISTICS, DEFENSE

		S.Barrington					J.Boyd					C.Bradford					M.Burnett					J.Bush					H.Clinton-Dix				
		UT	A	Sk	Int	PD	UT	A	Sk	Int	PD	UT	A	Sk	Int	PD	UT	A	Sk	Int	PD	UT	A	Sk	Int	PD	UT	A	Sk	Int	PD
9/4	at Sea	0	0	0-0	0-0	0	0	1	0-0	0-0	0	(Inactive)					6	2	0-0	0-0	0	0	0	0-0	0-0	0	4	2	1-0	0-0	1
9/14	NYJ	0	0	0-0	0-0	0	2	2	0-0	0-0	0	(Inactive)					8	2	0-0	0-0	1	0	0	0-0	0-0	0	0	1	0-0	0-0	0
9/21	at Det	3	1	0-0	0-0	0	2	4	0-0	0-0	0	(Inactive)					3	1	0-0	0-0	0	0	0	0-0	0-0	0	1	1	0-0	1-9	2
9/28	at Chi	0	0	0-0	0-0	0	0	0	0-0	0-0	0	(Inactive)					12	1	0-0	0-0	0	1	0	0-0	0-0	0	5	0	0-0	0-0	0
10/2	Min																														
10/12	at Mia																														
10/19	Car																														
10/26	at NO																														
11/9	Chi																														
11/16	Phi																														
11/23	at Min																														
11/30	NE																														
12/8	Atl																														
12/14	at Buf																														
12/21	at TB																														
12/28	Det																														
SEASON		3	1	0-0	0-0	0	4	7	0-0	0-0	0	0	0	0-0	0-0	0	29	6	0-0	0-0	1	1	0	0-0	0-0	0	10	4	1-0	1-9	3
CAREER		3	1	0-0	0-0	0	8	11	0-0	0-0	0	0	0	0-0	0-0	0	298	102	3-28	6-1	38	77	25	1.5-13	4-42	31	10	4	1-0	1-9	3

		M.Daniels					J.Elliott					D.Goodson					L.Guion					A.Hawk					C.Hayward				
		UT	A	Sk	Int	PD	UT	A	Sk	Int	PD	UT	A	Sk	Int	PD	UT	A	Sk	Int	PD	UT	A	Sk	Int	PD	UT	A	Sk	Int	PD
9/4	at Sea	5	3	0-0	0-0	0	(Inactive)					(Inactive)					1	2	0-0	0-0	0	5	2	0-0	0-0	0	2	0	0-0	0-0	0
9/14	NYJ	5	1	1-7	0-0	0	(Inactive)					(Inactive)					2	3	0-0	0-0	0	4	5	0-0	0-0	0	0	0	0-0	0-0	0
9/21	at Det	2	3	0-0	0-0	0	0	0	0-0	0-0	0	(Inactive)					3	2	0-0	0-0	0	6	0	0-0	0-0	0	1	0	0-0	0-0	0
9/28	at Chi	0	0	0-0	0-0	0	1	0	0-0	0-0	0	(Inactive)					1	0	0-0	0-0	0	10	3	0-0	0-0	0	2	1	0-0	0-0	0
10/2	Min																														
10/12	at Mia																														
10/19	Car																														
10/26	at NO																														
11/9	Chi																														
11/16	Phi																														
11/23	at Min																														
11/30	NE																														
12/8	Atl																														
12/14	at Buf																														
12/21	at TB																														
12/28	Det																														
SEASON		12	7	1-7	0-0	0	1	0	0-0	0-0	0	0	0	0-0	0-0	0	7	7	0-0	0-0	0	25	10	0-0	0-0	0	5	1	0-0	0-0	0
CAREER		45	30	9.5-61.5	0-0	1	1	0	0-0	0-0	0	0	0	0-0	0-0	0	72	71	5-21	0-0	3	759	301	185-126.5	9-121	39	55	18	0-0	6-81	26

		D.House					M.Hyde					B.Jones					D.Jones					J.Lattimore					C.Matthews				
		UT	A	Sk	Int	PD	UT	A	Sk	Int	PD	UT	A	Sk	Int	PD	UT	A	Sk	Int	PD	UT	A	Sk	Int	PD	UT	A	Sk	Int	PD
9/4	at Sea	0	0	0-0	0-0	0	2	2	0-0	0-0	0	4	2	0-0	0-0	0	4	1	0-0	0-0	0	0	0	0-0	0-0	0	3	2	0-0	0-0	0
9/14	NYJ	2	1	0-0	0-0	2	3	0	0-0	0-0	0	(Inactive)					2	1	0-0	0-0	0	5	4	0-0	0-0	0	4	1	1-3	0-0	1
9/21	at Det	3	0	0-0	1-0	1	5	1	0-0	0-0	1	(Inactive)					1	1	0-0	0-0	0	8	3	0-0	0-0	0	3	1	0-0	0-0	1
9/28	at Chi	1	0	0-0	0-0	0	3	2	0-0	0-0	0	(Inactive)					2	0	1-4	0-0	0	2	4	0-0	0-0	0	0	1	0-0	1-40	1
10/2	Min																														
10/12	at Mia																														
10/19	Car																														
10/26	at NO																														
11/9	Chi																														
11/16	Phi																														
11/23	at Min																														
11/30	NE																														
12/8	Atl																														
12/14	at Buf																														
12/21	at TB																														
12/28	Det																														
SEASON		6	1	0-0	1-0	3	13	5	0-0	0-0	1	4	2	0-0	0-0	0	9	3	1-4	0-0	0	15	11	0-0	0-0	0	10	5	1-3	1-40	3
CAREER		49	8	2-9	2-11	29	51	21	1-10	0-0	5	201	85	10-66	0-0	8	19	12	4.5-19.5	0-0	0	46	18	2-2	0-0	0	231	104	51-322.5	5-149	29

INDIVIDUAL STATISTICS, DEFENSE

A.Mulumba							M.Neal					M.Pennel					J.Peppers					N.Perry					S.Richardson					
		UT	A	Sk	Int	PD	UT	A	Sk	Int	PD	UT	A	Sk	Int	PD	UT	A	Sk	Int	PD	UT	A	Sk	Int	PD	UT	A	Sk	Int	PD	
9/4	at	Sea	0	0	0-0	0-0	0	3	2	0-0	0-0	0	(Inactive)					4	0	0-0	0-0	0	2	0	0-0	0-0	1	0	0	0-0	0-0	0
9/14		NYJ	0	0	0-0	0-0	0	2	1	0-0	0-0	0	(Did Not Play)					2	1	0-0	0-0	2	2	0	0-0	0-0	0	0	0	0-0	0-0	0
9/21	at	Det	(Injured Reserve)				3	2	1-2	0-0	0	(Inactive)					2	0	1-6	0-0	0	2	2	0-0	0-0	0	0	0	0-0	0-0	0	
9/28	at	Chi	(Injured Reserve)				2	0	0-0	0-0	0	1	1	0-0	0-0	0	1	1	0-0	0-0	0	1	0	0-0	0-0	0	1	0	0-0	0-0	0	
10/2		Min																														
10/12	at	Mia																														
10/19		Car																														
10/26	at	NO																														
11/9		Chi																														
11/16		Phi																														
11/23	at	Min																														
11/30		NE																														
12/8		Atl																														
12/14	at	Buf																														
12/21	at	TB																														
12/28		Det																														
SEASON			0	0	0-0	0-0	0	10	5	1-2	0-0	0	1	1	0-0	0-0	0	9	2	0-0	0-0	2	7	2	0-0	0-0	1	1	0	0-0	0-0	0
CAREER			17	17	1-2	0-0	0	64	40	11.5-63.5	1-5	1	1	1	0-0	0-0	0	523	208	119.5-733	9-192	54	47	33	6-56	0-0	2	12	2	0-0	0-0	1

S.Shields							T.Williams																									
		UT	A	Sk	Int	PD	UT	A	Sk	Int	PD																					
9/4	at	Sea	1	2	0-0	0-0	2	3	0	0-0	0-0	1																				
9/14		NYJ	1	0	0-0	0-0	1	4	2	0-0	1-0	2																				
9/21	at	Det	6	0	0-0	0-0	0	7	1	0-0	0-0	1																				
9/28	at	Chi	3	0	0-0	1-62	3	5	0	0-0	0-0	0																				
10/2		Min																														
10/12	at	Mia																														
10/19		Car																														
10/26	at	NO																														
11/9		Chi																														
11/16		Phi																														
11/23	at	Min																														
11/30		NE																														
12/8		Atl																														
12/14	at	Buf																														
12/21	at	TB																														
12/28		Det																														
SEASON			11	2	0-0	1-62	6	19	3	0-0	1-0	4																				
CAREER			149	29	1-8	14-165	70	328	80	4.5-29.5	26-421	129																				

DEFENSIVE FUMBLE STATISTICS

FORCED FUMBLES (3)

C.Matthews — (1) at Seattle, Sept. 4 (P.Harvin)  
J.Peppers — (1) at Detroit, Sept. 21 (M.Stafford)  
D.House — (1) at Chicago, Sept. 28 (A.Jeffery)

FUMBLE RECOVERIES (1)

J.Peppers — (1) at Detroit, Sept. 21 (M.Stafford)



## INDIVIDUAL STATISTICS, DEFENSE

### QUARTERBACK SACKS (6-22)

9/4	at	Seattle:	(1-0)	H.Clinton-Dix 1-0
9/14		N.Y. Jets:	(2-10)	M.Daniels 1-7, C.Matthews 1-3
9/21	at	Detroit:	(2-8)	M.Neal 1-2, J.Peppers 1-6
9/28	at	Chicago:	(1-4)	D.Jones 1-4
10/2		Minnesota:		
10/12	at	Miami:		
10/19		Carolina:		
10/26	at	New Orleans:		
11/9		Chicago:		
11/16		Philadelphia:		
11/23	at	Minnesota:		
11/30		New England:		
12/8		Atlanta:		
12/14	at	Buffalo:		
12/21	at	Tampa Bay:		
12/28		Detroit:		

**SEASON TOTALS:** (6-22) H.Clinton-Dix 1-0, M.Daniels 1-7, D.Jones 1-4, C.Matthews 1-3, M.Neal 1-2, J.Peppers 1-6

### QUARTERBACK HITS (25)

9/4	at	Seattle:	(4)	J.Boyd 1, H.Clinton-Dix 1, A.Hawk 1, J.Peppers 1
9/14		N.Y. Jets:	(12)	M.Daniels 3, M.Neal 2, J.Peppers 2, T.Williams 2, A.Hawk 1, D.Jones 1, C.Matthews 1
9/21	at	Detroit:	(6)	J.Peppers 3, J.Boyd 1, D.Jones 1, C.Matthews 1
9/28	at	Chicago:	(3)	H.Clinton-Dix 1, D. Jones 1, M.Neal 1
10/2		Minnesota:		
10/12	at	Miami:		
10/19		Carolina:		
10/26	at	New Orleans:		
11/9		Chicago:		
11/16		Philadelphia:		
11/23	at	Minnesota:		
11/30		New England:		
12/8		Atlanta:		
12/14	at	Buffalo:		
12/21	at	Tampa Bay:		
12/28		Detroit:		

**SEASON TOTALS:** (25) J.Peppers 6, M.Daniels 3, D.Jones 3, M.Neal 3, J.Boyd 2, H.Clinton-Dix 2, A.Hawk 2, C.Matthews 2, T.Williams 2

### PASSES DEFENSED (24)

9/4	at	Seattle:	(5)	S.Shields 2, H.Clinton-Dix 1, N.Perry 1, T.Williams 1
9/14		N.Y. Jets:	(9)	D.House 2, J.Peppers 2, T.Williams 2, M.Burnett 1, C.Matthews 1, S.Shields 1
9/21	at	Detroit:	(6)	H.Clinton-Dix 2, D.House 1, M.Hyde 1, C.Matthews 1, T.Williams 1
9/28	at	Chicago:	(4)	S.Shields 3, C.Matthews 1
10/2		Minnesota:		
10/12	at	Miami:		
10/19		Carolina:		
10/26	at	New Orleans:		
11/9		Chicago:		
11/16		Philadelphia:		
11/23	at	Minnesota:		
11/30		New England:		
12/8		Atlanta:		
12/14	at	Buffalo:		
12/21	at	Tampa Bay:		
12/28		Detroit:		

**SEASON TOTALS:** (24) S.Shields 6, T.Williams 4, D.House 3, C.Matthews 3, H.Clinton-Dix 3, J.Peppers 2, M.Burnett 1, M.Hyde 1, N.Perry 1

INDIVIDUAL STATISTICS, SPECIAL TEAMS

PUNTING

T.Masthay									
		No	Yds	Avg	TB	In20	Lg	Bk	Net
9/4	at Sea	4	153	38.3	0	1	57	0	37.5
9/14	NYJ	4	197	49.3	0	0	56	0	46.5
9/21	at Det	5	215	43.0	0	2	48	0	39.8
9/28	at Chi	0	0	0.0	0	0	0	0	0.0
10/2	Min								
10/12	at Mia								
10/19	Car								
10/26	at NO								
11/9	Chi								
11/16	Phi								
11/23	at Min								
11/30	NE								
12/8	Atl								
12/14	at Buf								
12/21	at TB								
12/28	Det								
SEASON		13	565	43.5	0	3	57	0	41.2
CAREER		273	12082	44.3	19	103	71	1	38.6

KICKING

M.Crosby									
Kickoffs									
		FG	PAT	Pts	No. Ret	TB	Pct	OB	
9/4	at Sea	1/1	1/1	4	2	2	50.0	0	
9/14	NYJ	3/3	2/2	11	3	4	57.1	0	
9/21	at Det	0/0	1/1	1	2	1	33.3	0	
9/28	at Chi	1/2	5/5	8	2	5	71.4	0	
10/2	Min								
10/12	at Mia								
10/19	Car								
10/26	at NO								
11/9	Chi								
11/16	Phi								
11/23	at Min								
11/30	New								
12/8	Atl								
12/14	at Buf								
12/21	at TB								
12/28	Det								
SEASON		5/6	9/9	24	9	12	60.0	0	
CAREER		190/241	357/359	927	458	156	25.0	12	

T.Masthay									
Kickoffs									
		FG	PAT	Pts	No. Ret	TB	Pct	OB	
9/4	at Sea	-	-	-	1	0	0.0	0	
9/14	NYJ	-	-	-	0	0	0.0	0	
9/21	at Det	-	-	-	1	0	0.0	0	
9/28	at Chi	-	-	-	0	0	0.0	0	
10/2	Min								
10/12	at Mia								
10/19	Car								
10/26	at NO								
11/9	Chi								
11/16	Phi								
11/23	at Min								
11/30	New								
12/8	Atl								
12/14	at Buf								
12/21	at TB								
12/28	Det								
SEASON		-	-	-	2	0	0.0	0	
CAREER		-	-	-	23	17	42.5	0	

ONSIDE KICK RECOVERIES

OWN KICKS (0/1)  
Failed – G.Salas vs. NYJ (Sept. 14)

OPPONENT KICKS (0/1)  
Failed – S.Richardson vs. Chi (Sept. 28)

BLOCKED KICKS

PACKERS (0)      BLOCKED PUNTS

OPPONENTS (1)

KICKOFF RETURNS

D.Harris							M.Hyde						
RETURNS							RETURNS						
		No	Yds	Avg	Lg	TD			No	Yds	Avg	Lg	TD
9/4	at Sea	2	40	20.0	21	0			2	49	24.5	28	0
9/14	NYJ	2	58	29.0	41	0			0	0	0	0	0
9/21	at Det	2	51	25.5	26	0			0	0	0	0	0
9/28	at Chi	1	20	20.0	20	0			2	47	23.5	25	0
10/2	Min												
10/12	at Mia												
10/19	Car												
10/26	at NO												
11/9	Chi												
11/16	Phi												
11/23	at Min												
11/30	NE												
12/8	Atl												
12/14	at Buf												
12/21	at TB												
12/28	Det												
SEASON		7	169	24.1	41	0			4	96	24.0	28	0
CAREER		21	477	22.7	41	0			26	627	24.1	70	0

ADDITIONAL KICKOFF RETURNS:

PUNT RETURNS

PUNT RETURNS		R.Cobb						M.Hyde					
		No	Yds	Avg	FC	Lg	TD	No	Yds	Avg	FC	Lg	TD
9/4	at Sea	0	0	0.0	2	0	0	0	0	0.0	0	0	0
9/14	NYJ	1	7	7.0	1	7	0	1	8	8.0	0	8	0
9/21	at Det	2	23	11.5	0	22	0	0	0	0.0	0	0	0
9/28	at Chi	0	0	0.0	0	0	0	0	0	0.0	0	0	0
10/2	Min												
10/12	at Mia												
10/19	Car												
10/26	at NO												
11/9	Chi												
11/16	Phi												
11/23	at Min												
11/30	NE												
12/8	Atl												
12/14	at Buf												
12/21	at TB												
12/28	Det												
SEASON		3	30	10.0	3	22	0	1	8	8.0	0	8	0
CAREER		63	640	10.2	47	80t	2	25	304	12.2	14	93t	1

ADDITIONAL PUNT RETURNS: H.Clinton-Dix 1-0 vs. NYJ (Sept. 14)

SPECIAL TEAMS FUMBLE STATISTICS

FORCED FUMBLES (0)

FUMBLE RECOVERIES (1)  
H.Clinton-Dix — at Sea, Sept. 4 (E.Thomas)

at Chicago, Sept. 28 (W.Young)

# DRIVE STATISTICS

## PACKERS SCORING DRIVES (game-by-game)

Date	Opponent	Plays	Yards	Time	Result	Qtr	Scoring Play	Quarterback
9/4	at Seattle	6	34	3:07	TD	1	J.Kuhn 2 run	A.Rodgers
9/4	at Seattle	12	79	6:08	FG	2	M.Crosby 23 field goal	A.Rodgers
9/4	at Seattle	10	82	5:24	TD	4	A.Rodgers 3 pass to R.Cobb	A.Rodgers
9/14	vs. N.Y. Jets	11	67	4:18	FG	1	M.Crosby 31 field goal	A.Rodgers
9/14	vs. N.Y. Jets	13	45	4:55	FG	2	M.Crosby 20 field goal	A.Rodgers
9/14	vs. N.Y. Jets	5	17	1:12	FG	2	M.Crosby 55 field goal	A.Rodgers
9/14	vs. N.Y. Jets	10	82	1:44	TD	2	A.Rodgers 6 pass to R.Cobb	A.Rodgers
9/14	vs. N.Y. Jets	8	67	3:40	TD	3	A.Rodgers 1 pass to R.Cobb	A.Rodgers
9/14	vs. N.Y. Jets	1	80	0:13	TD	3	A.Rodgers 80 pass to J.Nelson	A.Rodgers
9/21	at Detroit	9	54	3:07	TD	1	A.Rodgers 10 pass to A.Quarless	A.Rodgers
9/28	at Chicago	6	81	2:22	TD	1	E.Lacy 2 run	A.Rodgers
9/28	at Chicago	10	78	3:47	TD	2	A.Rodgers 3 pass to J.Nelson	A.Rodgers
9/28	at Chicago	7	61	2:47	TD	2	A.Rodgers 22 pass to R.Cobb	A.Rodgers
9/28	at Chicago	8	35	4:03	FG	3	M.Crosby 53 field goal	A.Rodgers
9/28	at Chicago	6	35	3:01	TD	3	A.Rodgers 11 pass to J.Nelson	A.Rodgers
9/28	at Chicago	4	11	1:41	TD	4	A.Rodgers 3 pass to R.Cobb	A.Rodgers

## Scoring-Drive Length

Length (minus)	Packers		Opponent	
	TD	FG	TD	FG
0—9	0	0	0	0
10—19	1	1	1	0
20—29	0	0	0	0
30—39	2	1	0	0
40—49	0	1	0	3
50—59	1	0	1	0
60—69	2	1	0	0
70—79	1	1	2	1
80—89	4	0	6	0
90—99	0	0	0	0
SEASON	11	5	10	5

## Possessions at a glance

Reg. Season	No.	Avg. Snaps	*3-Plays & Out	Snaps/ TD
Packers	38	5.9	3	20.3
Opponent	39	7.4	4	28.8

\*—less if turnover, no first downs or score

## Game-Opening Drives

Game		Packers			Opponent		
		Pts	FD	Yds	Pts	FD	Yds
9/4	at Sea	0	2	26	3	3	48
9/14	NYJ	0	0	-2	7	2	16
9/21	at Det	0	0	3	0	1	13
9/28	at Chi	7	4	81	7	7	80
10/2	Min						
10/12	at Mia						
10/19	Car						
10/26	at NO						
11/9	Chi						
11/16	Phi						
11/23	at Min						
11/30	NE						
12/8	Atl						
12/14	at Buf						
12/21	at TB						
12/28	Det						
SEASON		7	6	108	17	13	157

## Second-Half Opening Drives

Game		Packers			Opponent		
		Pts	FD	Yds	Pts	FD	Yds
9/4	at Sea	0	0	0	0	2	33
9/14	NYJ	0	0	7	0	1	16
9/21	at Det	0	1	20	0	5	80
9/28	at Chi	3	2	35	0	3	61
10/2	Min						
10/12	at Mia						
10/19	Car						
10/26	at NO						
11/9	Chi						
11/16	Phi						
11/23	at Min						
11/30	NE						
12/8	Atl						
12/14	at Buf						
12/21	at TB						
12/28	Det						
SEASON		3	3	62	0	11	190



## DRIVE STATISTICS

### YARDS-GAINED ANALYSIS

	1st Down....			2nd Down....			3rd Down....			4th Down....			Season.....			By Quarter .....				By Half .....		
	Att	Yds	Avg	Att	Yds	Avg	Att	Yds	Avg	Att	Yds	Avg	Att	Yds	Avg	1st	2nd	3rd	4th	1st	2nd	OT
Packers	105	585	5.6	72	381	5.3	44	264	6.0	2	-4	-2.0	223	1226	5.5	280	377	318	251	657	569	0
Opponents	125	583	4.7	99	543	5.5	57	385	6.8	7	49	7.0	288	1560	5.4	396	525	341	298	921	639	0

### DRIVE ENGINEERING

QB	Drives Started	Drives ended by .....				BLK	DOWN	TO	SAF	CLK	Points Yielded
		TD	FG	MFG	PUNT						
A.Rodgers	38	11	5	1	13	0	2	3	2	1	92
<b>Packers</b>	<b>38</b>	<b>11</b>	<b>5</b>	<b>1</b>	<b>13</b>	<b>0</b>	<b>2</b>	<b>3</b>	<b>2</b>	<b>1</b>	<b>92</b>
<b>Opponents</b>	<b>39</b>	<b>10</b>	<b>5</b>	<b>1</b>	<b>9</b>	<b>0</b>	<b>2</b>	<b>6</b>	<b>0</b>	<b>5</b>	<b>85</b>

### RED-ZONE EFFICIENCY

	Regular Season	
	Packers	Opponent
Times Penetrated Opponent 20 .....	14	13
Total Scores .....	12	11
Touchdowns .....	9	7
Field Goals-Attempts .....	3-4	4-4
Touchdown Percentage .....	.643	.538
Scoring Percentage .....	.857	.846
Turnovers .....	0	1
Downs .....	1	0
Missed Field Goals .....	1	0
Time Ran Out .....	0	1
Ended Not Trying To Score .....	0	0
Scores From Outside/At 20 .....	4	4
Touchdowns .....	2	3
Field Goals .....	2	1

### AVERAGE FIELD POSITION

	Regular Season	
	Packers	Opponent
Drives Started .....	38	39
Average Field Position .....	GB26	OPP28
Drives Started in Plus Territory .....	3	2
Scores .....	3	2
Touchdowns .....	3	1
Field Goals .....	0	1
Missed Field Goals .....	0	0
Punts .....	0	0
Turnovers .....	0	0
Turnover on Downs .....	0	0
Ran Out Clock .....	0	0
Did Not Attempt to Score .....	0	0
Drives Started Inside Own 20 .....	13	9

### GOAL-TO-GO SITUATIONS

	Summary .....				GTG Plays .....						
	Total	TD	Pct	FG	MFG	TO	CLK	DOWN	Plays	TD	Pct
Packers	10	7	.778	2	1	0	0	0	27	7	.259
Opponents	10	5	.500	3	0	1	1	0	25	5	.200

## 2014 SUPERLATIVES

### LONGEST RETURNS

#### Packers

Type	Yards	Opp. Date	Player
Interception	62	at Chi, Sept. 28	S.Shields
Kickoff	41	vs. NYJ, Sept. 14	D.Harris
Interception	40	at Chi, Sept. 28	C.Matthews
Kickoff	28	at Sea, Sept. 4	M.Hyde
Kickoff	26	at Det, Sept. 21	D.Harris

No. of returns 20-plus yards in length: 11

No. of returns 40-plus yards in length: 3

#### Opponent

Type	Yards	Opp. Date	Player
Kickoff	31	at Sea, Sept. 4	P.Harvin
Kickoff	22	at Chi, Sept. 28	R.Ross
Kickoff	22	at Sea, Sept. 4	P.Harvin
Kickoff	21	at Chi, Sept. 28	R.Ross
Kickoff	21	vs. NYJ, Sept. 14	S.Hakim
Interception	21	at Sea, Sept. 4	B.Maxwell

No. of returns 20-plus yards in length: 6

No. of returns 40-plus yards in length: 0

### LONGEST PLAYS FROM SCRIMMAGE

#### Packers

Yards	Opp.	Play
80t	vs. NYJ	A.Rodgers to J.Nelson
46	at Chi	A.Rodgers to R.Cobb
43	at Chi	A.Rodgers to R.Rodgers
33	vs. NYJ	A.Rodgers to J.Nelson
24	vs. NYJ	A.Rodgers to D.Adams

#### Long run:

17	at Det	E.Lacy
15	at Det	J.Starks
15	at Sea	E.Lacy
12	at Sea	J.Starks
11	vs. NYJ	A.Rodgers

No. plays 20-plus yards: 10

No. plays 40-plus yards: 3

#### Opponent

Yards	Opp.	Play
52	at Det	M.Stafford to C.Fuller
39	vs. NYJ	G.Smith run (2), lateral to J.Kerley (37)
33t	at Sea	R.Wilson to R.Lockette
33	at Sea	R.Wilson to P.Harvin
29t	vs. NYJ	G.Smith to E.Decker

#### Long run:

39	vs. NYJ	G.Smith (2), lateral to J.Kerley (37)
26t	at Det	R.Bush
21	at Sea	M.Lynch
19	at Chi	M.Forte
17	at Chi	M.Forte

No. plays 20-plus yards: 14

No. plays 40-plus yards: 1

## MISCELLANEOUS

### WEEKLY INACTIVES

9/4	at	Seattle:	B.Bostick, C.Bradford, J.Elliott, D.Goodson, J.Janis, M.Pennel, S.Tolzien
9/14		N.Y. Jets:	C.Bradford, B.Bulaga, J.Elliott, D.Goodson, J.Janis, B.Jones, S.Tolzien
9/21	at	Detroit:	C.Bradford, D.Goodson, J.Janis, B.Jones, M.Pennel, S.Tolzien
9/28	at	Chicago:	J.Boykin, C.Bradford, G.Gerhart, D.Goodson, B.Jones, S.Tolzien
10/2		Minnesota:	
10/12	at	Miami:	
10/19		Carolina:	
10/26	at	New Orleans:	
11/9		Chicago:	
11/16		Philadelphia:	
11/23	at	Minnesota:	
11/30		New England:	
12/8		Atlanta:	
12/14	at	Buffalo:	
12/21	at	Tampa Bay:	
12/28		Detroit:	

**SEASON TOTALS:** C.Bradford (4), D.Goodson (4), S.Tolzien (4), J.Janis (3), B. Jones (3), J.Elliott (2), M.Pennel (2)

B.Bostick (1), J.Boykin (1), B.Bulaga (1), G.Gerhart (1)

### TIME SPENT IN THE LEAD

Opponent	Packers	
	In Lead	Trailing
9/4 at Sea	3:25	53:54
9/14 NYJ	20:32	37:16
9/21 at Det	00:00	54:11
9/28 at Chi	37:24	8:56
10/2 Min		
10/12 at Mia		
10/19 Car		
10/26 at NO		
11/9 Chi		
11/16 Phi		
11/23 at Min		
11/30 NE		
12/8 Atl		
12/14 at Buf		
12/21 at TB		
12/28 Det		
<b>SEASON</b>	<b>1:01:21</b>	<b>2:34:17</b>
<b>SEASON AVG</b>	<b>15:34</b>	<b>38:57</b>

### NON-OFFENSIVE SCORES

#### REGULAR SEASON

Packers (0):

**Opponent (3):** D.Sherrod tackled in end zone by T.McDaniel for a safety at Sea, Sept. 4; D.Carey 40-yard fumble return at Det, Sept. 21; E.Lacy tackled in end zone by D.Levy for a safety at Det, Sept. 21

### TWO-POINT CONVERSIONS

**Packers (1-2):** A.Rodgers-R.Cobb pass vs. NYJ (Sept. 14)

**Opponent (0-0):**

# PENALTIES AND REPLAY CHALLENGES

## PENALTY STATISTICS

	Packers	Opponent
Times Penalized after Offensive Gain . . . . .	5	2
Gains Wiped Out, Offensive Penalties . . . . .	80	7
Touchdowns Cost . . . . .	2	0
Field Goals Cost . . . . .	0	0
First Downs Lost . . . . .	2	0
Intentional-Grounding Penalties . . . . .	0	0
Defensive Pass Interference, Times Flagged . . . . .	2	2
Yards Given Up . . . . .	5	71
Defensive 3rd/4th Down Flags (kept drive alive) . . . . .	5	5
Kick/Punt Return Penalties . . . . .	1	1
Return Yards Wiped Out . . . . .	16	13

Regular-season touchdowns nullified — GREEN BAY (2):  
OPPONENTS (0):

## 2014 REPLAY CHALLENGES

### PACKERS (0/1)

Date, Opp.	Initial Ruling	Ruling
9/14 vs. NYJ	G.Smith 14 pass to E.Decker, first down . . . . .	Upheld

### OPPONENTS (1/1)

Date, Opp.	Initial Ruling	Ruling
9/14 vs. NYJ	A.Rodgers 12 pass to J.Nelson, first down . . . . .	Reversed, ball hit ground, incomplete

### REPLAY ASSISTANT (1/5)

*Last two minutes of the half, overtime, turnovers and scoring plays*

Date, Opp.	Initial Ruling	Ruling
9/14 vs. NYJ	C.Ivory 4 run, touchdown . . . . .	Upheld
9/14 vs. NYJ	G.Smith fumble recovered by D.Jones . . . . .	Reversed, incomplete pass
9/21 at Det	D.House interception, touchback . . . . .	Reversed, D.House down at 1-yard line
9/28 at Chi	M.Bennett down by contact at Green Bay 1-yard line . . . . .	Upheld
9/28 at Chi	T.Williams interception . . . . .	Reversed, incomplete pass

## 2014 PENALTIES ACCEPTED (25)

### OFFENSE (8)

**False Start (1)** — J.Sitton at Det (Sept. 21)

**Holding (6)** — D.Bakhtiari at Sea (Sept. 4); T.Lang at Sea (Sept. 4), C.Linsley (2) at Chi (Sept. 28), A.Quarless at Chi (Sept. 28), D.Bakhtiari at Chi (Sept. 28)

**Unsportsmanlike Conduct (1)** — D.Bakhtiari at Sea (Sept. 4)

### DEFENSE (11)

**Face Mask (1)** — C.Hayward at Sea (Sept. 4)

**Holding (2)** — B.Jones at Sea (Sept. 4), T.Williams at Det (Sept. 21)

**Illegal Contact (2)** — B.Jones at Sea (Sept. 4),

**Illegal Substitution (1)** — Team at Chi (Sept. 28)

**Illegal Use of Hands (2)** — M.Daniels vs. NYJ (Sept. 14), J.Peppers at Chi (Sept. 28)

**Offside (1)** — J.Peppers at Sea (Sept. 4)

**Pass Interference (2)** — T.Williams at Det (Sept. 21), H.Clinton-Dix at Chi (Sept. 28)

**Unnecessary Roughness (1)** — S.Shields at Chi (Sept.28)

S.Shields at Chi (Sept. 28)

### SPECIAL TEAMS (5)

**False Start (1)** — B.Bostick at Det (Sept. 21)

**Holding (2)** — B.Bostick at Det (Sept. 21), D.Jones at Chi (Sept. 28)

**Running Into the Kicker (1)** — M.Daniels at Sea (Sept. 4)

**Taunting (1)** — J.Bush vs. NYJ (Sept. 14)

### MISCELLANEOUS (1)

**Unsportsmanlike Conduct (1)** — Bench vs. NYJ (Sept. 14)

# WEEKLY INDIVIDUAL STATISTICAL LEADERS

## PACKERS WEEKLY LEADERS

			Scoring	Passing	Carries	Rush Yards	Receptions	Receiving Yards	Tackles (Solo)	Sacks
9/4	at	Seattle:	2 tied with 6	A.Rodgers 189	E.Lacy 12	J.Starks 37	J.Nelson 9	J.Nelson 83	2 tied with 8	H.Clinton-Dix 1
9/14		N.Y. Jets:	R.Cobb 14	A.Rodgers 346	E.Lacy 13	E.Lacy 43	J.Nelson 9	J.Nelson 209	M.Burnett 10 (8)	2 tied with 1
9/21	at	Detroit:	A.Quarless 6	A.Rodgers 162	E.Lacy 11	J.Starks 38	J.Nelson 5	J.Nelson 59	J.Lattimore 11 (8)	2 tied with 1
9/28	at	Chicago:	2 tied with 12	A.Rodgers 302	E.Lacy 17	E.Lacy 48	J.Nelson 10	R.Cobb 113	2 tied with 13	D.Jones 1
10/2		Minnesota:								
10/12	at	Miami:								
10/19		Carolina:								
10/26	at	New Orleans:								
11/9		Chicago:								
11/16		Philadelphia:								
11/23	at	Minnesota:								
11/30		New England:								
12/8		Atlanta:								
12/14	at	Buffalo:								
12/21	at	Tampa Bay:								
12/28		Detroit:								

## OPPONENTS WEEKLY LEADERS

			Scoring	Passing	Carries	Rush Yards	Receptions	Receiving Yards	Tackles (Solo)	Sacks
9/4	at	Seattle:	M.Lynch 12	R.Wilson 191	M.Lynch 20	M.Lynch 110	P.Harvin 7	P.Harvin 59	B.Wagner 14 (6)	3 tied with 1
9/14		N.Y. Jets:	4 tied with 6	G.Smith 176	C.Ivory 13	C.Ivory 43	E.Decker 4	E.Decker 63	D.Harris 7 (4)	D.Davis 2
9/21	at	Detroit:	2 tied with 6	M.Stafford 246	J.Bell 15	R.Bush 61	2 tied with 6	C.Johnson 82	D.Levy 10 (9)	2 tied with 1
9/28	at	Chicago:	2 tied with 6	J.Cutler 256	M.Forte 23	M.Forte 122	M.Bennett 9	M.Bennett 134	R.Mundy 8	E.Ferguson 1
10/2		Minnesota:								
10/12	at	Miami:								
10/19		Carolina:								
10/26	at	New Orleans:								
11/9		Chicago:								
11/16		Philadelphia:								
11/23	at	Minnesota:								
11/30		New England:								
12/8		Atlanta:								
12/14	at	Buffalo:								
12/21	at	Tampa Bay:								
12/28		Detroit:								



# TURNOVER STATISTICS AND NOTES

## TAKEAWAY ANALYSIS

	Packers Take Aways			Packers Give Aways					NFC		NFL	
	Int	Fum	Tot	Int	Fum	Tot	Diff	Cum	Rank	Rank		
Sea	0	1	1	1	0	1	0	0	6t	16t		
NYJ	1	0	1	0	1	1	0	0	4t	14t		
Det	2	1	3	0	1	1	2	2	3t	8t		
Chi	2	0	2	0	0	0	2	4	1t	5t		
MIN	0	0	0	0	0	0	0	0	0	0		
Mia	0	0	0	0	0	0	0	0	0	0		
CAR	0	0	0	0	0	0	0	0	0	0		
NO	0	0	0	0	0	0	0	0	0	0		
BYE	-	-	-	-	-	-	-	0	0	0		
CHI	0	0	0	0	0	0	0	0	0	0		
PHI	0	0	0	0	0	0	0	0	0	0		
Min	0	0	0	0	0	0	0	0	0	0		
NE	0	0	0	0	0	0	0	0	0	0		
ATL	0	0	0	0	0	0	0	0	0	0		
Buf	0	0	0	0	0	0	0	0	0	0		
TB	0	0	0	0	0	0	0	0	0	0		
DET	0	0	0	0	0	0	0	0	0	0		
Total	5	2	7	1	2	3	4	4				

HOME GAMES UPPERCASED IN BOLD

## Takeaway Breakdown

	Packers	Opponent
Total	7	3
Interceptions	5	1
Fumble Rec.	1	2
Muffed Punt Rec.	1	0
Points off Turnovers	35	17
Touchdowns	5	2
Field Goals	0	1
Didn't attempt score	0	0

## TOUCHDOWN RETURNS

Packers (0):

Opponent (1): D.Carey 40-yard fumble return at Det, Sept. 21

## 2014 RECORD WHEN...

When...	Record
+4 turnover margin	0-0
+3 turnover margin	0-0
+2 turnover margin	1-1
+1 turnover margin	0-0
even turnover margin	1-1
-1 turnover margin	0-0
-2 turnover margin	0-0
-3 turnover margin	0-0
-4 turnover margin	0-0
recording 0 takeaways	0-0
recording 1 takeaway	1-1
recording 2 takeaways	1-0
recording 3 takeaways	0-1
recording 4 takeaways	0-0
recording 5 takeaways	0-0
recording 0 giveaways	1-0
recording 1 giveaway	1-2
recording 2 giveaways	0-0
recording 3 giveaways	0-0
recording 4 giveaways	0-0
recording 5 giveaways	0-0
recording 0 interceptions	0-1
recording 1 interception	1-0
recording 2 interceptions	1-1
recording 3 interceptions	0-0
recording 4 interceptions	0-0
surrendering 0 interceptions	2-1
surrendering 1 interception	0-1
surrendering 2 interceptions	0-0
surrendering 3 interceptions	0-0
recovering 0 fumbles	2-0
recovering 1 fumble	0-2
recovering 2 fumbles	0-0
recovering 3 fumbles	0-0
losing 0 fumbles	1-1
losing 1 fumble	1-1
losing 2 fumbles	0-0
losing 3 fumbles	0-0

## TAKEAWAY SUMMARY (7)

9/4	at	Seattle:	H.Clinton-Dix (muffed punt)
9/14		N.Y. Jets:	T.Williams (interception)
9/21	at	Detroit:	H.Clinton-Dix (interception), D.House (interception), J.Peppers (fumble)
9/28	at	Chicago:	C.Matthews (interception), S.Shields (interception)
10/2		Minnesota:	
10/12	at	Miami:	
10/19		Carolina:	
10/23	at	New Orleans:	
11/9		Chicago:	
11/16		Philadelphia:	
11/23	at	Minnesota:	
11/30		New England:	
12/8		Atlanta:	
12/14	at	Buffalo:	
12/21	at	Tampa Bay:	
12/28		Detroit:	

SEASON TOTALS: H.Clinton-Dix 2 (muffed punt, interception), D.House 1 (interception), C.Matthews 1 (interception), J.Peppers 1 (fumble), S.Shields 1 (interception), T.Williams 1 (interception)

Note: Only fumbles lost are credited. Fumbles in which the team maintained possession are not included.

## GIVEAWAY SUMMARY (3)

9/4	at	Seattle:	A.Rodgers (interception)
9/14		N.Y. Jets:	A.Rodgers (fumble)
9/21	at	Detroit:	E.Lacy (fumble)
9/28	at	Chicago:	None
10/2		Minnesota:	
10/12	at	Miami:	
10/19		Carolina:	
10/23	at	New Orleans:	
11/9		Chicago:	
11/16		Philadelphia:	
11/23	at	Minnesota:	
11/30		New England:	
12/8		Atlanta:	
12/14	at	Buffalo:	
12/21	at	Tampa Bay:	
12/28		Detroit:	

SEASON TOTALS: A.Rodgers 2 (interception, fumble), E.Lacy 1 (interception)

Note: Only fumbles lost are credited. Fumbles in which the team maintained possession are not included.

## TAKEAWAY POINTS

### Packers (35)

Date	Opp.	Turnover	Result	Points
9/4	at Sea	Muffed Punt	TD	7
9/14	vs. NYJ	Interception	TD	7
9/21	at Det	Interception	TD	7
9/28	at Chi	Interception	TD	7
9/28	at Chi	Interception	TD	7

### Opponent (17)

Date	Opp.	Turnover	Result	Points
9/4	at Sea	Interception	FG	3
9/14	vs. NYJ	Fumble	TD	7
9/21	at Det	Fumble	TD	7

# REGULAR-SEASON PLAYER PARTICIPATION

NFL WEEK	1	2	3	4	5	6	7	8	10	11	12	13	14	15	16	17	— Season Totals —			
Player	at SEA	NYJ	at DET	at CHI	MIN	at MIA	CAR	at NO	CHI	PHI	at MIN	NE	ATL	at BUF	at TB	DET	GP	GS	DNP	INA
Abbrederis, Jared	IR	IR	IR	IR													0	0	0	0
Adams, Aaron	IR	IR	IR	IR													0	0	0	0
Adams, Davante	SUB	SUB	SUB	SUB													4	0	0	0
Allen, Josh	PS	PS	PS	-													0	0	0	0
Bakhtiari, David	<b>LT</b>	<b>LT</b>	<b>LT</b>	<b>LT</b>													4	4	0	0
Banjo, Chris	PS	PS	PS	PS													0	0	0	0
Barclay, Don	IR	IR	IR	IR													0	0	0	0
Barrington, Sam	SUB	SUB	SUB	SUB													4	0	0	0
Bostick, Brandon	INA	SUB	SUB	SUB													3	0	0	1
Boyd, Josh	SUB	SUB	SUB	SUB													4	0	0	0
Boykin, Jarrett	<b>3WR</b>	<b>3WR</b>	<b>3WR</b>	INA													3	3	0	1
Bradford, Carl	INA	INA	INA	INA													0	0	0	4
Bulaga, Bryan	<b>RT</b>	INA	<b>RT</b>	<b>RT</b>													3	3	0	1
Burnett, Morgan	<b>SS</b>	<b>SS</b>	<b>SS</b>	<b>SS</b>													4	4	0	0
Bush, Jarrett	SUB	SUB	SUB	SUB													4	0	0	0
Clinton-Dix, Ha Ha	SUB	SUB	SUB	SUB													4	0	0	0
Cobb, Randall	<b>WR</b>	<b>WR</b>	<b>WR</b>	<b>WR</b>													4	4	0	0
Crosby, Mason	SUB	SUB	SUB	SUB													4	0	0	0
Daniels, Mike	<b>RDE</b>	<b>DT</b>	<b>RDE</b>	<b>RDE</b>													4	4	0	0
Dorsey, Kevin	PS	PS	PS	PS													0	0	0	0
Elliott, Jayrone	INA	INA	SUB	SUB													2	0	0	2
Flynn, Matt	DNP	DNP	DNP	DNP													0	0	4	0
Gerhart, Garth	DNP	DNP	DNP	INA													0	0	3	1
Goode, Brett	SUB	SUB	SUB	SUB													4	0	0	0
Goodson, Demetri	INA	INA	INA	INA													0	0	0	4
Guion, Letroy	<b>NT</b>	<b>DT</b>	<b>NT</b>	<b>NT</b>													4	4	0	0
Harris, DuJuan	SUB	SUB	SUB	SUB													4	0	0	0
Hawk, A.J.	<b>BLB</b>	<b>MLB</b>	<b>BLB</b>	<b>BLB</b>													4	4	0	0
Hayward, Casey	SUB	SUB	SUB	SUB													4	0	0	0
Hill, Michael	PS	PS	PS	PS													0	0	0	0
House, Davon	SUB	SUB	SUB	<b>3CB</b>													4	1	0	0
Hubbard, Adrian	PS	PS	PS	PS													0	0	0	0
Hyde, Micah	<b>FS</b>	<b>FS</b>	<b>FS</b>	<b>FS</b>													4	4	0	0
Janis, Jeff	INA	INA	INA	SUB													1	0	0	3
Jones, Brad	<b>MLB</b>	INA	INA	INA													1	1	0	3
Jones, Datone	<b>LDE</b>	SUB	<b>LDE</b>	SUB													4	2	0	0
Kuhn, John	SUB	SUB	SUB	SUB													4	0	0	0
Lacy, Eddie	<b>RB</b>	<b>RB</b>	<b>RB</b>	<b>RB</b>													4	4	0	0
Lang, T.J.	<b>RG</b>	<b>RG</b>	<b>RG</b>	<b>RG</b>													4	4	0	0
Lattimore, Jamari	SUB	<b>LOLB</b>	<b>MLB</b>	<b>MLB</b>													4	3	0	0
Linsley, Corey	<b>C</b>	<b>C</b>	<b>C</b>	<b>C</b>													4	4	0	0
Masthay, Tim	SUB	SUB	SUB	SUB													4	0	0	0
Matthews, Clay	<b>LOLB</b>	<b>ROLB</b>	<b>LOLB</b>	<b>ROLB</b>													4	4	0	0
Mulumba, Andy	SUB	SUB	IR	IR													2	0	0	0
Neal, Mike	SUB	<b>RDE</b>	SUB	SUB													4	1	0	0
Nelson, Jordy	<b>WR</b>	<b>WR</b>	<b>WR</b>	<b>WR</b>													4	4	0	0
Palmer, Nate	IR	IR	IR	IR													0	0	0	0
Pennel, Mike	INA	DNP	INA	SUB													1	0	1	2
Peppers, Julius	<b>ROLB</b>	<b>LDE</b>	<b>ROLB</b>	<b>LOLB</b>													4	4	0	0
Perillo, Justin	PS	PS	PS	PS													0	0	0	0
Perry, Nick	SUB	SUB	SUB	SUB													4	0	0	0
Quarless, Andrew	SUB	SUB	SUB	<b>2TE</b>													4	1	0	0
Raji, B.J.	IR	IR	IR	IR													0	0	0	0
Richardson, Sean	SUB	SUB	SUB	SUB													4	0	0	0
Robinson, Luther	PS	PS	PS	PS													0	0	0	0
Rodgers, Aaron	<b>QB</b>	<b>QB</b>	<b>QB</b>	<b>QB</b>													4	4	0	0
Rodgers, Richard	<b>TE</b>	<b>TE</b>	<b>TE</b>	<b>TE</b>													4	4	0	0
Rolle, Jumal	PS	PS	PS	PS													0	0	0	0
Sherrod, Derek	SUB	<b>RT</b>	SUB	SUB													4	1	0	0
Shields, Sam	<b>RCB</b>	<b>RCB</b>	<b>RCB</b>	<b>RCB</b>													4	4	0	0
Sitton, Josh	<b>LG</b>	<b>LG</b>	<b>LG</b>	<b>LG</b>													4	4	0	0
Starks, James	SUB	SUB	SUB	SUB													4	0	0	0
Taylor, Lane	SUB	SUB	SUB	SUB													4	0	0	0
Taylor, Ryan	SUB	SUB	SUB	SUB													4	0	0	0
Thornton, Khyri	IR	IR	IR	IR													0	0	0	0
Tolzien, Scott	INA	INA	INA	INA													0	0	0	4
Tretter, JC	IR-DFR	IR-DFR	IR-DFR	IR-DFR													0	0	0	0
Vujnovich, Jeremy	PS	PS	PS	PS													0	0	0	0
Josh Walker	-	-	-	PS													0	0	0	0
White, Myles	PS	PS	PS	PS													0	0	0	0
Williams, Tramon	<b>LCB</b>	<b>LCB</b>	<b>LCB</b>	<b>LCB</b>													4	4	0	0

**STARTERS IN BOLD AT POSITION;** DNP — Did not play; INA — Inactive; IR — Injured reserve; IR-DFR — Injured Reserve/Designated for return; PS — Practice squad; SUB — Substitute; 3WR — Started as third wide receiver; 2TE — Started as second tight end; 3CB — Started as third cornerback.

# SEASON-HIGHS/W-L BREAKDOWN

## INDIVIDUAL

Longest Scoring Run — 2, twice, most recently E.Lacy, Sept. 28 at Chicago  
Longest Non-Scoring Run — 17, E.Lacy, Sept. 21 at Detroit

Longest Scoring Pass — 80, A.Rodgers to J.Nelson, Sept. 14 vs. N.Y. Jets  
Longest Non-Scoring Pass — 46, A.Rodgers to R.Cobb, Sept. 28 at Chicago

Longest Kickoff Return — 41, D.Harris, Sept. 14 vs. N.Y. Jets  
Longest Punt Return — 22, R.Cobb, Sept. 21 at Detroit  
Longest Interception Return — 62, S.Shields, Sept. 28 at Chicago  
Longest Fumble Return — 0, twice, most recently J.Peppers, Sept. 21 at Detroit

Longest Punt — 57, T.Masthay, Sept. 4 at Seattle

Longest Field Goal — 55, M.Crosby, Sept. 14 vs. N.Y. Jets  
Most Field Goals Attempted — 3, M.Crosby, Sept. 14 vs. N.Y. Jets  
Most Field Goals Made — 3, M.Crosby, Sept. 14 vs. N.Y. Jets

Most Touchdowns — 2, twice, most recently R.Cobb and J.Nelson, Sept. 28 at Chicago  
Most Rushing Attempts — 17, E.Lacy, Sept. 28 at Chicago  
Most Rushing Yards — 48, E.Lacy, Sept. 28 at Chicago

Most Passing Attempts — 42, A.Rodgers, Sept. 14 vs. N.Y. Jets  
Most Completions — 25, A.Rodgers, Sept. 14 vs. N.Y. Jets  
Most Passing Yards — 346, A.Rodgers, Sept. 14 vs. N.Y. Jets  
Most Touchdown Passes — 4, A.Rodgers, Sept. 28 at Chicago

Most Receptions — 10, J.Nelson, Sept. 28 at Chicago  
Most Receiving Yards — 209, J.Nelson, Sept. 14 vs. N.Y. Jets

Most Total Yards from Scrimmage — 209, J.Nelson, Sept. 14 vs. N.Y. Jets

Most Defensive Interceptions — 1, five times, most recently C.Matthews and S.Shields at Chicago  
Most Tackles — 13, M.Burnett and A.Hawk, Sept. 28 at Chicago  
Most Solo Tackles — 12, M.Burnett, Sept. 28 at Chicago  
Most Sacks — 1, six times, most recently D.Jones at Chicago  
Most Passes Defensed — 3, S.Shields, Sept. 28 at Chicago

## TEAM

Offensive Most...

First Downs — 25, Sept. 14 vs. N.Y. Jets  
Rushing Attempts — 22, twice, most recently Sept. 21 at Detroit  
Rushing Yards — 80, twice, most recently Sept. 14 vs. N.Y. Jets  
Pass Attempts — 42, Sept. 14 vs. N.Y. Jets  
Completions — 25, Sept. 14 vs. N.Y. Jets  
TDs Thrown — 4, Sept. 28 at Chicago  
Ints. Thrown — 1, Sept. 4 at Seattle  
Net Passing Yards — 310, Sept. 14 vs. N.Y. Jets  
Offensive Plays — 68, Sept. 14 vs. N.Y. Jets  
Total Offense — 390, Sept. 14 vs. N.Y. Jets  
Time of Possession — 29:34, Sept. 14 vs. N.Y. Jets  
Turnovers — 1, three times, most recently Sept. 21 at Detroit  
Fumbles — 3, Sept. 14 vs. N.Y. Jets  
Fumbles Lost — 1, two times, most recently Sept. 21 at Detroit

Longest Scoring Drives

Plays — 13, Sept. 14 vs. N.Y. Jets  
Yards — 97, Sept. 14 vs. N.Y. Jets  
Time — 6:08, Sept. 4 at Seattle

Shortest Scoring Drives

Plays — 1, Sept. 14 vs. N.Y. Jets  
Yards — 11, Sept. 28 at Chicago  
Time — 0:13, Sept. 14 vs. N.Y. Jets

Defensive Fewest...

First Downs Allowed — 19, Sept. 4 vs. Seattle and Sept. 14 vs. N.Y. Jets  
Rushing Att. Allowed — 37, twice, most recently Sept. 21 at Detroit  
Rushing Yards Allowed — 115, Sept. 21 at Detroit  
Pass Att. Allowed — 28, Sept. 4 at Seattle  
Pass Comp. Allowed — 16, Sept. 14 vs. N.Y. Jets  
Net Passing Yards Allowed — 166, Sept. 14 vs. N.Y. Jets  
Total Plays Allowed — 66, Sept. 4 at Seattle  
Total Yards Allowed — 312, Sept. 14 vs. NYJ

Defensive Most...

Takeaways — 3, Sept. 21 at Detroit  
Interceptions — 2, twice, most recently Sept. 28 at Chicago  
Fumbles Forced — 1, twice, most recently Sept. 21 at Detroit  
Fumbles Recovered — 1, Sept. 21 at Detroit  
Passes Defensed — 8, Sept. 14 vs. N.Y. Jets  
Sacks — 2, twice, most recently Sept. 21 at Detroit

	2014 regular season...			2013 regular season...			2012 regular season...			1992-present...		
	Home	Road	Overall	Home	Road	Overall	Home	Road	Overall	Home	Road	Overall
Overall.....	1-0	1-2	2-2	4-3-1	4-4	8-7-1	7-1	4-4	11-5	134-42-1	91-88	223-130-1
On Grass.....	1-0	1-0	2-0	4-3-1	1-1	5-4-1	7-1	2-0	9-1	134-42-1	49-33	183-75-1
On Artificial Surfaces.....	0-0	0-2	0-2	0-0	3-3	3-3	0-0	2-4	2-4	0-0	40-55	40-55
In Open-Air Stadiums.....	1-0	1-1	2-1	4-3-1	2-3	6-6-1	7-1	1-2	8-3	134-42-1	54-55	189-97-1
In Indoor Stadiums.....	0-0	0-1	0-1	0-0	2-1	2-1	0-0	3-2	3-2	0-0	34-32	34-32
vs. Division Opponents.....	0-0	1-1	1-1	1-1-1	2-1	3-2-1	3-0	2-1	5-1	60-14-1	41-35	101-49-1
vs. NFC.....	0-0	1-2	1-2	3-2-1	3-3	6-5-1	5-1	3-3	8-4	103-28-1	68-65	170-93-1
vs. AFC.....	1-0	0-0	1-0	1-1	1-1	2-2	2-0	1-1	3-1	31-14	21-23	52-37
When scoring first.....	0-0	0-0	0-0	4-2-1	1-0	5-2-1	5-0	1-1	6-1	92-17-1	53-33	145-50-1
When Opponent scored first.....	1-0	1-2	2-2	0-1	3-4	3-5	2-1	3-3	5-4	41-25	36-55	77-80
In overtime.....	0-0	0-0	0-0	0-0-1	0-0	0-0-1	0-0	0-0	0-0	5-3-1	1-5	6-8-1
When leading after first quarter.....	0-0	0-1	0-1	4-1-1	1-0	5-1-1	4-0	2-1	6-1	78-12-1	47-22	125-34-1
When leading at halftime.....	0-0	1-0	1-0	3-1	3-1	6-2	5-0	3-1	8-1	103-9	70-26	173-35
When leading after third quarter.....	1-0	1-0	2-0	3-0	2-1	5-1	5-0	3-1	8-1	110-5	80-22	190-27
When trailing after first quarter.....	1-0	0-0	1-0	0-1	2-2	2-3	1-1	1-2	2-3	26-22	17-41	43-63
When trailing at halftime.....	1-0	0-1	1-1	1-2-1	1-2	2-4-1	2-1	1-3	3-4	22-28-1	16-55	38-83-1
When trailing after third quarter.....	0-0	0-2	0-2	1-3-1	2-2	3-5-1	1-1	1-3	2-4	15-34-1	6-65	21-99-1
When tied at halftime.....	0-0	0-0	0-0	0-0	0-1	0-1	0-0	0-0	0-0	9-5	3-7	12-12
On Thursday.....	0-0	0-1	0-1	0-0	0-1	0-1	1-0	0-0	1-0	3-0	4-7	7-7
On Friday.....	0-0	0-0	0-0	0-0	0-0	0-0	0-0	0-0	0-0	0-0	1-0	1-0
On Saturday.....	0-0	0-0	0-0	0-0	0-0	0-0	0-0	0-0	0-0	1-0	2-0	3-0
On Sunday/Early Games.....	0-0	1-1	1-1	3-1-1	1-1	4-2-1	4-0	3-1	7-1	88-24-1	40-43	128-67-1
On Sunday/Late Afternoon Games.....	1-0	0-0	1-0	1-1	2-2	3-3	1-1	0-1	1-2	22-11	20-20	42-30
On Sunday/Night Games.....	0-0	0-0	0-0	0-0	1-0	1-0	1-0	1-1	2-1	11-2	10-3	21-5
On Monday.....	0-0	0-0	0-0	0-1	0-0	0-1	0-0	0-1	0-1	10-6	11-15	21-21
When Packers had 100-yard rusher.....	0-0	0-0	0-0	1-1-1	2-1	3-2-1	0-0	0-0	0-0	34-9-1	27-9	61-18-1
When Packers had 100-yard receiver.....	1-0	1-0	2-0	3-1	3-2	6-3	2-0	3-1	5-1	62-15	38-31	100-46
When Packers had 300-yard passer.....	1-0	1-0	2-0	1-0	2-2	3-2	2-1	2-1	4-2	31-12	29-18	60-30
When Opponent had 100-yard rusher.....	0-0	1-1	1-1	1-3-1	2-1	3-3-1	1-1	0-1	1-2	123-20-1	18-26	41-46-1
When Opponent had 100-yard receiver.....	0-0	1-0	1-0	1-3	1-3	2-6	3-0	1-1	4-1	40-16	25-32	65-48
When Opponent had 300-yard passer.....	0-0	0-0	0-0	1-0	2-2	3-2	3-0	0-1	3-1	20-7	15-17	35-24

## TRANSACTIONS BY DATE

3/13	Re-signed LB/DE Mike Neal and TE Andrew Quarless	7/23	Signed LB Corey Jones; Waived LB Shaun Lewis	9/1	Signed S Chris Banjo, WR Kevin Dorsey, C Garth Gerhart, WR Alex Gillett, RB Michael Hill, LB Adrian Hubbard, TE Justin Perillo, DE Luther Robinson, T Jeremy Vujnovich and WR Myles White to practice squad
3/14	Re-signed DT B.J. Raji	7/26	Signed WR Jordy Nelson to contract extension		
3/15	Signed LB Julius Peppers				
3/17	Signed DT Letroy Guion	7/30	Claimed WR Gerrard Sheppard off waivers from Baltimore Ravens		
3/19	Re-signed RB James Starks				
4/3	Re-signed FB John Kuhn	8/13	Traded DE Jerel Worthy to New England Patriots		
4/11	Waived WR Sederrik Cunningham			9/2	Signed CB Jumal Rolle to practice squad; Released WR Alex Gillett from practice squad
4/22	Re-signed QB Matt Flynn	8/20	Placed TE Colt Lyerla (knee) on injured reserve		
4/28	Waived RB Orwin Smith				
4/30	Re-signed LB Jamari Lattimore	8/25	Waived S Charles Clay, CB Antonio Dennard, WR Chris Harper, LB Corey Jones, FB Ina Liaina, QB Chase Rettig, WR Gerrard Sheppard	9/3	Signed C Garth Gerhart to active roster; Signed C Josh Allen to practice squad; Placed C/G JC Tretter on injured reserve (knee) - designated for return
5/12	Signed LB Jake Doughty, LB Jayrone Elliott, DT Carlos Gray, LB Adrian Hubbard, G Jordan McCray, RB Rajion Neal, DT Mike Pennel, TE Justin Perillo, RB LaDarius Perkins, QB Chase Rettig, LB Joe Thomas and CB Ryan White; Waived LB Chase Thomas	8/26	Placed WR Jared Abbrederis (knee), T/G Don Barclay (knee), DT B.J. Raji (biceps), RB Rajion Neal (knee), LB Joe Thomas (knee) and G Andrew Tiller (calf) on injured reserve	9/19	Placed Andy Mulumba (knee) on injured reserve
5/13	Signed T John Fullington			9/23	Signed Josh Walker to practice squad; Released Josh Allen from practice quad
5/14	Signed WR Jeff Janis; Waived CB James Nixon	8/30	Waived S Chris Banjo, WR Kevin Dorsey, LB Jake Doughty, T John Fullington, C Garth Gerhart, WR Alex Gillett, DT Carlos Gray, RB Michael Hill, LB Adrian Hubbard, G Jordan McCray, S Tanner Miller, TE Justin Perillo, RB LaDarius Perkins, DE Luther Robinson, CB Jumal Rolle, T Jeremy Vujnovich, WR Myles White and CB Ryan White; Placed T Aaron Adams (knee), LB Nate Palmer (knee), TE Jake Stoneburner (ankle) and DT Khyri Thornton (hamstring) on injured reserve		
5/15	Signed WR Jared Abbrederis and C Corey Linsley				
5/16	Signed LB Carl Bradford, CB Demetri Goodson and S Tanner Miller				
5/19	Signed S Charles Clay, TE Colt Lyerla, DE Luther Robinson and DT Khyri Thornton; Waived TE Raymond Webber				
5/28	Waived LB Victor Aiyewa				
5/30	Signed S Ha Ha Clinton-Dix				
6/10	Signed LB Shaun Lewis				
6/12	Signed WR Davante Adams and TE Richard Rodgers				
6/20	Waived RB Johnathan Franklin				

## TRANSACTIONS BY PLAYER

<b>Abbrederis, Jared - WR</b> 5/15/14 Signed 8/26/14 Placed on injured reserve (knee)	<b>Hill, Michael - RB</b> 8/25/14 Waived 8/30/14 Waived 9/1/14 Signed to practice squad	<b>Raji, B.J. - DT</b> 3/14/14 Re-signed 8/26/14 Placed on injured reserve (biceps)
<b>Adams, Aaron - T</b> 8/30/14 Placed on injured reserve (knee)	<b>Hubbard, Adrian - LB</b> 5/12/14 Signed 8/30/14 Waived 9/1/14 Signed to practice squad	<b>Rettig, Chase - QB</b> 5/12/14 Signed 8/25/14 Waived
<b>Adams, Davante - WR</b> 6/12/14 Signed	<b>Janis, Jeff - WR</b> 5/14/14 Signed	<b>Robinson, Luther - DE</b> 5/19/14 Signed 8/30/14 Waived 9/1/14 Signed to practice squad
<b>Aiyewa, Victor - LB</b> 5/28/14 Waived	<b>Jones, Corey - LB</b> 7/23/14 Signed 8/25/14 Waived	<b>Rodgers, Richard - TE</b> 6/12/14 Signed
<b>Allen, Josh - C</b> 9/3/14 Signed to practice squad 9/23/14 Waived	<b>Kuhn, John - FB</b> 4/3/14 Re-signed	<b>Rolie, Jumal - CB</b> 8/30/14 Waived 9/2/14 Signed to practice squad
<b>Banjo, Chris - S</b> 8/30/14 Waived 9/1/14 Signed to practice squad	<b>Lattimore, Jamari - LB</b> 4/30/14 Re-signed	<b>Sheppard, Gerrard - WR</b> 7/30/14 Claimed off waivers from the Baltimore Ravens 8/25/14 Waived
<b>Barclay, Don - T/G</b> 8/26/14 Placed on injured reserve (knee)	<b>Lewis, Shaun - LB</b> 6/10/14 Signed 7/23/14 Waived	<b>Smith, Orwin - RB</b> 4/28/14 Waived
<b>Bradford, Carl - LB</b> 5/16/14 Signed	<b>Liaina, Ina - RB</b> 8/25/14 Waived	<b>Starks, James - RB</b> 3/19/14 Re-signed
<b>Clay, Charles - S</b> 5/19/14 Signed 8/25/14 Waived	<b>Linsley, Corey - C</b> 5/15/14 Signed	<b>Stoneburner, Jake - TE</b> 8/30/14 Placed on injured reserve (ankle)
<b>Clinton-Dix, Ha Ha - S</b> 5/30/14 Signed	<b>Lyerla, Colt - TE</b> 5/19/14 Signed 8/20/14 Placed on injured reserve (knee)	<b>Thomas, Chase - LB</b> 5/12/14 Waived
<b>Cunningham, Sederrik - WR</b> 4/11/14 Waived	<b>McCray, Jordan - G</b> 5/12/14 Signed 8/30/14 Waived	<b>Thomas, Joe - LB</b> 5/12/14 Signed 8/26/14 Placed on injured reserve (knee)
<b>Dennard, Antonio - CB</b> 8/25/14 Waived	<b>Miller, Tanner - S</b> 5/16/14 Signed 8/30/14 Waived	<b>Thornton, Khyri - DT</b> 5/19/14 Signed 8/30/14 Placed on injured reserve (hamstring)
<b>Dorsey, Kevin - WR</b> 8/30/14 Waived 9/1/14 Signed to practice squad	<b>Mulumba, Andy - LB</b> 9/19/14 Placed on injured reserve (knee)	<b>Tiller, Andrew - G</b> 8/26/14 Placed on injured reserve (calf)
<b>Doughty, Jake - LB</b> 5/12/14 Signed 8/30/14 Waived	<b>Neal, Mike - LB/DE</b> 3/13/14 Re-signed	<b>Tretter, JC - C/G</b> 9/3/14 Placed on injured reserve (knee) - designated for return
<b>Elliott, Jayrone - LB</b> 5/12/14 Signed	<b>Neal, Rajion - RB</b> 5/12/14 Signed 8/26/14 Placed on injured reserve (knee)	<b>Vujnovich, Jeremy - T</b> 8/30/14 Waived 9/1/14 Signed to practice squad
<b>Flynn, Matt - QB</b> 4/22/14 Re-signed	<b>Nelson, Jordy - WR</b> 7/26/14 Signed contact extension	<b>Walker, Josh - G</b> 9/23/14 Signed to practice squad
<b>Franklin, Johnathan - RB</b> 6/20/14 Waived	<b>Nixon, James - CB</b> 5/14/14 Waived	<b>Webber, Raymond - TE</b> 5/19/14 Waived
<b>Fullington, John - T</b> 5/13/14 Signed 8/30/14 Waived	<b>Palmer, Nate - LB</b> 8/30/14 Placed on injured reserve (knee)	<b>White, Myles - WR</b> 8/30/14 Waived 9/1/14 Signed to practice squad
<b>Gerhart, Garth - C</b> 8/30/14 Waived 9/1/14 Signed to practice squad 9/3/14 Signed to active roster	<b>Pennel, Mike - DT</b> 5/12/14 Signed	<b>White, Ryan - CB</b> 5/12/14 Signed 8/30/14 Waived
<b>Gillett, Alex - WR</b> 8/30/14 Waived 9/1/14 Signed to practice squad 9/2/14 Released from practice squad	<b>Peppers, Julius - LB</b> 3/15/14 Signed	<b>Worthy, Jerel - DE</b> 8/13/14 Traded to New England Patriots
<b>Goodson, Demetri - CB</b> 5/16/14 Signed	<b>Perillo, Justin - TE</b> 5/12/14 Signed 8/30/14 Waived 9/1/14 Signed to practice squad	
<b>Gray, Carlos - DT</b> 5/12/14 Signed 8/30/14 Waived	<b>Perkins, LaDarius - RB</b> 5/12/14 Signed 8/30/14 Waived	
<b>Guion, Letroy - DT</b> 3/17/14 Signed	<b>Quarless, Andrew - TE</b> 3/13/14 Re-signed	
<b>Harper, Chris - WR</b>		



## THE LAST TIME

### *Regular-Season Games Only*

#### **RUSHING**

##### **200 Yards Rushing, Individual**

BY PACKERS — Ahman Green, Dec. 28, 2003, vs. Denver (218 yards)  
BY OPPONENT — Adrian Peterson, Dec. 2, 2012, vs. Minnesota (210 yards)

##### **100 Yards Rushing, Individual**

BY PACKERS — Eddie Lacy, Dec. 15, 2013, at Dallas (141 yards)  
BY OPPONENT — Matt Forte, Sept. 28, 2014, at Chicago (122 yards)

##### **100 Yards Rushing, Individual, One Half**

BY PACKERS — Eddie Lacy, Dec. 15, 2013, at Dallas (110 yards in second half)  
BY OPPONENT — LeSean McCoy, Nov. 10, 2013, vs. Philadelphia (114 yards in second half)

##### **100 Yards Rushing and Receiving, Individual**

BY PACKERS — Never  
BY OPPONENT — Darrin Nelson, Nov. 13, 1983, at Minnesota (119 yards rushing, 137 receiving)

##### **Two 100-Yard Rushers**

BY PACKERS — Ryan Grant (106 yards) and DeShawn Wynn (106), Dec. 28, 2008, vs. Detroit  
BY OPPONENT — Tony Dorsett (149 yards) and Robert Newhouse (101), Nov. 12, 1978, vs. Dallas at Milw.

##### **Two 100-Yard Rushers and Two 100-Yard Receivers**

BY PACKERS — Ryan Grant (106 yards) and DeShawn Wynn (106), Dec. 28, 2008, vs. Detroit, Donald Driver (111 yards) and Greg Jennings (101 yards), Dec. 28, 2008, vs. Detroit\*  
BY OPPONENT — Never  
\*First time in NFL history

##### **Four Touchdowns Rushing, Individual**

BY PACKERS — Dorsey Levens, Jan. 2, 2000, vs. Arizona (8, 1, 5, 1 yards)  
BY OPPONENT — DeAngelo Williams, Nov. 30, 2008, vs. Carolina (1, 1, 1, 1 yards)

##### **Three Touchdowns Rushing, Individual**

BY PACKERS — Ahman Green, Oct. 20, 2002, vs. Washington (24, 2, 8 yards)  
BY OPPONENT — DeAngelo Williams, Nov. 30, 2008, vs. Carolina (1, 1, 1, 1 yards)

##### **Two Touchdowns Rushing, Individual**

BY PACKERS — Eddie Lacy, Dec. 22, 2013, vs. Pittsburgh (14, 2 yards)  
BY OPPONENT — Marshawn Lynch, Sept. 4, 2014, at Seattle (9, 3 yards)

#### **PASSING**

##### **400 Yards Passing, Individual**

BY PACKERS — Aaron Rodgers, Sept. 15, 2013, vs. Washington (480 yards)  
BY OPPONENT — Colin Kaepernick, Sept. 8, 2013, at San Francisco (412 yards)

##### **300 Yards Passing, Individual**

BY PACKERS — Aaron Rodgers, Sept. 28, 2014, at Chicago (302 yards)  
BY OPPONENT — Tony Romo, Dec. 15, 2013, at Dallas (358 yards)

##### **Six Touchdown Passes, Individual**

BY PACKERS — Aaron Rodgers, Oct. 14, 2012, at Houston (41, 6, 21, 1, 48, 18 yards)  
BY OPPONENT — Tommy Kramer, Sept. 28, 1986, at Minnesota (23, 13, 36, 2, 17, 7 yards)

##### **Five Touchdown Passes, Individual**

BY PACKERS — Aaron Rodgers, Oct. 14, 2012, at Houston (41, 6, 21, 1, 48, 18 yards)  
BY OPPONENT — Matthew Stafford, Jan. 1, 2012, vs. Detroit (8, 13, 2, 5, 12 yards)

##### **Four Touchdown Passes, Individual**

BY PACKERS — Aaron Rodgers, Sept. 28, 2014, at Chicago (3, 22, 11, 3 yards)  
BY OPPONENT — Matthew Stafford, Jan. 1, 2012, vs. Detroit (8, 13, 2, 5, 12 yards)

##### **Three Touchdown Passes, Individual**

BY PACKERS — Aaron Rodgers, Sept. 28, 2014, at Chicago (3, 22, 11, 3 yards)  
BY OPPONENT — Matthew Stafford, Nov. 28, 2013, at Detroit (5, 20, 20 yards)

##### **Six Interceptions Thrown, Individual**

BY PACKERS — Tom O'Malley, Sept. 17, 1950, vs. Detroit  
BY OPPONENT — Don Horn, Sept. 26, 1971, vs. Denver at Milw.

##### **Five Interceptions Thrown, Individual**

BY PACKERS — Brett Favre, Oct. 30, 2005, at Cincinnati  
BY OPPONENT — Rich Gannon, Oct. 28, 1990, vs. Minnesota at Milw.

##### **Four Interceptions Thrown, Individual**

BY PACKERS — Brett Favre, Dec. 25, 2005, vs. Chicago  
BY OPPONENT — Jay Cutler, Sept. 13, 2012, vs. Chicago

#### **RECEIVING**

##### **10 or More Receptions, Individual**

BY PACKERS — Jordy Nelson, Sept. 28, 2014, at Chicago (10 receptions)  
BY OPPONENT — Dez Bryant, Dec. 15, 2013, at Dallas (11 receptions)

##### **200 Yards Receiving, Individual**

BY PACKERS — Jordy Nelson, Sept. 14, 2014, vs. N.Y. Jets (209 yards)  
BY OPPONENT — Anquan Boldin, Sept. 8, 2013, at San Francisco (208 yards)

##### **100 Yards Receiving, Individual**

BY PACKERS — Randall Cobb (113 yards) and Jordy Nelson (108 yards), Sept. 28, 2014, at Chicago  
BY OPPONENT — Antonio Brown, Dec. 22, 2013, vs. Pittsburgh (105 yards)

##### **100 Yards Receiving, One Half, Individual**

BY PACKERS — Jordy Nelson, Sept. 14, 2014, vs. N.Y. Jets (143 yards in second half)  
BY OPPONENT — Dez Bryant, Dec. 15, 2013, at Dallas (102 yards in first half)

##### **Two 100-Yard Receivers**

BY PACKERS — Randall Cobb (113 yards) and Jordy Nelson (108 yards), Sept. 28, 2014, at Chicago  
BY OPPONENT — Calvin Johnson (244 yards) and Brandon Pettigrew (116), Jan. 1, 2012, vs. Detroit

##### **Four Touchdown Receptions, Individual**

BY PACKERS — Sterling Sharpe, Nov. 24, 1994, at Dallas (1, 36, 30, 5 yards)  
BY OPPONENT — Never

##### **Three Touchdown Receptions, Individual**

BY PACKERS — James Jones, Dec. 16, 2012, at Chicago (29, 8, 6 yards)  
BY OPPONENT — Vincent Jackson, Nov. 6, 2011, at San Diego (23, 5, 29 yards)

##### **Two Touchdown Receptions, Individual**

BY PACKERS — Randall Cobb (22, 3 yards) and Jordy Nelson (3, 11 yards) Sept. 28, 2014, at Chicago  
BY OPPONENT — Riley Cooper, Nov. 10, 2013, vs. Philadelphia (45, 32 yards)

#### **INTERCEPTIONS**

##### **Four Interceptions, Individual**

BY PACKERS — Willie Buchanon, Sept. 24, 1978, at San Diego  
BY OPPONENT — Never

##### **Three Interceptions, Individual**

BY PACKERS — Tom Flynn, Oct. 28, 1984, vs. Detroit  
BY OPPONENT — Vencie Glenn, Dec. 27, 1992, at Minnesota

##### **Two Interceptions, Individual**

BY PACKERS — Morgan Burnett, Dec. 2, 2012, vs. Minnesota  
BY OPPONENT — Jason David, Nov. 24, 2008, at New Orleans

##### **Interception Returned for Touchdown**

BY PACKERS — M.D. Jennings, Nov. 18, 2012, at Detroit (72 yards)  
BY OPPONENT — Cortez Allen, Dec. 22, 2013, vs. Pittsburgh (40 yards)

#### **TOUCHDOWNS**

##### **Five Touchdowns, Individual**

BY PACKERS — Paul Hornung, Dec. 12, 1965, at Baltimore (2-, 9-, 3-yard runs; 50-, 65-yard receptions)  
BY OPPONENT — Never

##### **Four Touchdowns, Individual**

BY PACKERS — Dorsey Levens, Jan. 2, 2000, vs. Arizona (8-, 1-, 5-, 1-yard runs)  
BY OPPONENT — DeAngelo Williams, Nov. 30, 2008, vs. Carolina (1-, 1-, 1-, 1-yard runs)

##### **Three Touchdowns, Individual**

BY PACKERS — James Jones, Dec. 16, 2012, at Chicago (29-, 8-, 6-yard receptions)  
BY OPPONENT — Matt Forte, Dec. 29, 2013, at Chicago (4-yard reception; 5-, 1-yard runs)

## THE LAST TIME

### **FIELD GOALS/PATs**

#### **Five Field Goals Made, Individual**

BY PACKERS — Mason Crosby, Oct. 6, 2013, vs. Detroit (26, 52, 31, 42, 45 yards)

BY OPPONENT — Dan Bailey, Dec. 15, 2013, at Dallas (47, 23, 43, 50, 50 yards)

#### **Four Field Goals Made, Individual**

BY PACKERS — Mason Crosby, Oct. 13, 2013, at Baltimore (45, 31, 50, 31 yards)

BY OPPONENT — Dan Bailey, Dec. 15, 2013, at Dallas (47, 23, 43, 50, 50 yards)

#### **60-Yard Field Goal**

BY PACKERS — Never

BY OPPONENT — David Akers, Sept. 9, 2012, vs. San Francisco (63 yards)

#### **50-Yard Field Goal**

BY PACKERS — Mason Crosby, Sept. 28, 2014, at Chicago (53 yards)

BY OPPONENT — Nick Folk, Sept. 14, 2014, vs. N.Y. Jets (52 yards)

#### **Blocked Field-Goal Attempt**

BY PACKERS — Johnny Jolly, Sept. 27, 2009, at St. Louis (48-yard Josh Brown attempt)

BY OPPONENT — Willie Young, Sept. 28, 2014, at Chicago (38-yard Mason Crosby attempt)

#### **Two-Point Conversion**

BY PACKERS — Randall Cobb, Sept. 14, 2014, vs. N.Y. Jets (pass from Aaron Rodgers)

BY OPPONENT — Donald Brown, Oct. 7, 2012, at Indianapolis (rush)

#### **Point After Touchdown Missed**

BY PACKERS — Mason Crosby, Dec. 11, 2011, vs. Oakland (blocked, fifth attempt)

BY OPPONENT — Mike Nugent, Sept. 22, 2013, at Cincinnati (blocked, fourth attempt)

#### **Blocked Point After Touchdown**

BY PACKERS — Datone Jones, Sept. 22, 2013, at Cincinnati (Mike Nugent, fourth attempt)

BY OPPONENT — Desmond Bryant, Dec. 11, 2011, vs. Oakland (Mason Crosby, fifth attempt)

### **PUNTING**

#### **70-Yard Punt**

BY PACKERS — Tim Masthay, Dec. 18, 2011, at Kansas City (71 yards)

BY OPPONENT — Jon Ryan, Sept. 24, 2012, at Seattle (73 yards)

#### **60-Yard Punt**

BY PACKERS — Tim Masthay, Dec. 8, 2013, vs. Atlanta (62 yards)

BY OPPONENT — Steve Weatherford, Nov. 17, 2013, at N.Y. Giants (61 yards)

#### **Blocked Punt**

BY PACKERS — Jamari Lattimore, Nov. 4, 2013, vs. Chicago (Adam Podlesh, punter)

BY OPPONENT — Bryan Braman, Oct. 14, 2012, at Houston (Tim Masthay, punter)

#### **10 Punts, Individual**

BY PACKERS — Jon Ryan, Nov. 19, 2006, vs. New England (10 punts; 459 yards)

BY OPPONENT — Chris Kluwe, Dec. 21, 2006, vs. Minnesota (10 punts; 434 yards)

#### **No Punts**

BY PACKERS — Sept. 28, 2014, at Chicago

BY OPPONENT — Sept. 28, 2014, at Chicago

### **OTHER SPECIAL TEAMS**

#### **Kickoff Returned for Touchdown**

BY PACKERS — Randall Cobb, Sept. 8, 2011, vs. New Orleans (108 yards)

BY OPPONENT — Cordarrelle Patterson, Oct. 27, 2013, at Minnesota (109 yards)

#### **Punt Returned for Touchdown**

BY PACKERS — Micah Hyde, Oct. 27, 2013, at Minnesota (93 yards)

BY OPPONENT — Darren Sproles, Sept. 8, 2011, vs. New Orleans (72 yards)

#### **Blocked (Opponent) Field Goal Returned for Touchdown**

BY PACKERS — Willie Buchanon, Dec. 17, 1972, at New Orleans (57 yards)

BY OPPONENT — Shawn Springs, Nov. 1, 1999, vs. Seattle (61 yards)

#### **Blocked Punt Returned for Touchdown**

BY PACKERS — Dezman Moses, Oct. 28, 2012, vs. Jacksonville (0 yards; Bryan Anger, punter)

BY OPPONENT — DeVier Posey, Oct. 14, 2012, at Houston (0 yards; Tim Masthay, punter)

### **Recovered Own Inside Kick Attempt**

BY PACKERS — Jamari Lattimore, Nov. 4, 2013, vs. Chicago (Mason Crosby, kicker)

BY OPPONENT — Darrell Stuckey, Nov. 6, 2011, at San Diego (Nick Novak, kicker)

### **OTHER DEFENSE**

#### **Shutout Posted**

BY PACKERS — Oct. 31, 2010, at N.Y. Jets (9-0)

BY OPPONENT — Nov. 19, 2006, vs. New England (35-0)

#### **Fumble Returned for Touchdown**

BY PACKERS — Morgan Burnett, Nov. 28, 2013, at Detroit (1 yard)

BY OPPONENT — Don Carey, Sept. 21, 2014, at Detroit (40 yards)

#### **Safety Scored**

BY PACKERS — Team, Jan. 3, 2010, at Arizona (Reggie Wells penalized for holding in the end zone)

BY OPPONENT — DeAndre Levy, Sept. 21, 2014, at Detroit (Eddie Lacy tackled in end zone)

#### **Five Sacks, Individual**

BY PACKERS — Vonnie Holliday, Dec. 22, 2002, vs. Buffalo

BY OPPONENT — Antwan Odom, Sept. 20, 2009, vs. Cincinnati

#### **Four Sacks, Individual**

BY PACKERS — Kabeer Gbaja-Biamila, Jan. 2, 2005, at Chicago

BY OPPONENT — Chris Clemons, Sept. 24, 2012, at Seattle

#### **Three Sacks, Individual**

BY PACKERS — A.J. Hawk, Oct. 13, 2013, at Baltimore

BY OPPONENT — Shea McClellin, Nov. 4, 2013, vs. Chicago

### **MISCELLANEOUS**

#### **No Penalties**

BY PACKERS — Nov. 4, 2013, vs. Chicago

BY OPPONENT — Dec. 14, 1997, at Carolina

#### **Game Without Touchdown**

BY PACKERS — Dec. 12, 2010, at Detroit

BY OPPONENT — Oct. 16, 2011, vs. St. Louis

#### **50 Points, Game**

BY PACKERS — 55, Dec. 23, 2012, vs. Tennessee

BY OPPONENT — 51, Nov. 24, 2008, at New Orleans

#### **40 Points, Game**

BY PACKERS — 44, Oct. 27, 2013, at Minnesota

BY OPPONENT — 40, Nov. 28, 2013, at Detroit

#### **500 Yards Total Offense**

BY PACKERS — 580, Sept. 15, 2013, vs. Washington

BY OPPONENT — 561, Nov. 28, 2013, at Detroit

#### **Tie Game**

Green Bay 26, Minnesota 26, Nov. 24, 2013



## SEATTLE 36, GREEN BAY 16

CenturyLink Field, Thursday, Sept. 4, 2014. Attendance: 68,424. Time: 2:56. Weather: 71° F, Humidity: 52 percent, Wind: NW 11

GAME 1

**SEATTLE** — The Super Bowl champion Seattle Seahawks started 2014 the same way they finished last season, with a convincing win. Marshawn Lynch rushed for 110 yards and a pair of touchdowns. Percy Harvin had 100 combined yards rushing and receiving, and the Seahawks stifled Aaron Rodgers' up-tempo offense in a 36-16 win over the Green Bay Packers to kick off the regular season.

The Seahawks unveiled the first Super Bowl banner in franchise history during a brief pregame ceremony and then began the process of trying to be the first team in a decade to repeat.

Russell Wilson was outstanding in the first half, including a 53-yard touchdown pass to Ricardo Lockeite. Harvin got touches as a receiver, running back and returner. He was used all over the field in different formations after never being truly healthy in his first season with Seattle.

Wilson finished 19 of 28 for 191 yards passing and Lynch was at his best. Pete Carroll said earlier this week that Lynch appeared in the best shape of his career, and it showed. Lynch averaged 5.3 yards per carry and topped 100 yards for the 20th time in the regular season since joining the Seahawks in 2010.

Lynch, who ran for 1,257 yards and 12 touchdowns last season, barreled through a trio of Packers for the TD with 3:41 left before halftime to give the Seahawks a 17-10 lead and added a second TD run on the first play of the fourth quarter.

Seattle had 207 yards rushing as a team and won for the 18th time in its last 20 regular-season home games. Harvin finished with 11 offensive touches, including four rushes for 41 yards.

Rodgers finished 23 of 33 for 189 yards and was isolated to one side of the field. He looked almost exclusively for Jordy Nelson matched up against Byron Maxwell and never threw in Richard Sherman's direction. Nelson finished with nine receptions, but Maxwell came up with a third-quarter interception on a pass that deflected off Nelson's hands.

The most action for Sherman came in the first half when he accidentally blocked Davon House into Earl Thomas on a punt return causing a fumble recovered by the Packers.

But Seattle's defense did its part. They sacked Rodgers three times, taking advantage of a knee injury suffered by right tackle Bryan Bulaga in the second quarter. His replacement, Derek Sherrod, gave up a fourth-down sack to Cliff Avril to end one drive inside Seattle territory. Following a Seattle punt, Sherrod was beaten by Michael Bennett on Green Bay's next offensive snap. Rodgers was stripped and Sherrod fell on the fumble in the end zone for a safety and a 22-10 lead.

Nine plays later, Lynch walked in from the 3-yard line for a 29-10 Seahawks lead. Rodgers threw a 3-yard TD pass to Randall Cobb in the fourth quarter but Wilson closed out the victory with a 13-play drive that ate up seven minutes and was capped by a 15-yard TD pass to Derrick Coleman on fourth down with 2:31 left.

Eddie Lacy was mostly a non-factor with 34 yards rushing on 12 carries and left in the fourth quarter to be evaluated for a concussion. Seattle linbacker Bobby Wagner tied a career high with 14 tackles.

**OFFICIALS** — Referee: John Parry (132); Umpire: Mark Velis (131); Head Linesman: Derrick Bowers (74); Line Judge: Julian Mapp (10); Side Judge: Joe Larrew (73); Field Judge: Jon Lukanichsky (69); Back Judge: Perry Paganelli (46); Replay Official: Bob McGarrin

### STARTING LINEUPS

#### Green Bay Packers

Offense	Defense
WR 87 J.Nelson	LDE 95 D.Jones
LT 69 D.Bakhtiari	NT 98 L.Glison
LG 71 J.Sifton	RDE 76 M.Daniels
C 63 C.Linsley	LOLB 52 C.Matthews
RG 70 T.Liang	BLB 50 A.Hawk
RT 75 B.Bulaga	MLB 59 B.Jones
TE 89 R.Rodgers	ROLB 56 J.Peppers
WR 18 R.Cobb	LCB 38 T.Williams
WR 11 J.Boykin	RCB 37 S.Shields
QB 12 A.Rodgers	SS 42 M.Burnett
RB 27 E.Lacy	FS 33 M.Hyde

**GREEN BAY SUBSTITUTIONS** — K 2 M.Crosby, P 8 T.Mashay, WR 17 D.Adams, S 21 H.Climon-Dix, CB 24 J.Bush, RB 26 D.Harris, S 28 S.Richardson, CB 29 C.Hayward, FB 30 J.Kuin, CB 31 J.Starks, LB 53 A.Quarless, LB 55 A.Mulumba, LB 57 J.Littlemore, LB 58 S.Barrington, LB 61 B.Goode, G 65 L.Taylor, T 78 D.Sherrod, TE 82 A.Quarless, TE 82 R.Taylor, DT 93 J.Boyd, LB 96 M.Neal, **DID NOT PLAY** — QB 10 M.Flynn, C 72 G.Gehart, **INACTIVES** — QB 16 S.Tolzen, CB 39 D.Goodson, LB 54 C.Braddock, DT 64 M.Penne, WR 83 J.Lanis, TE 86 B.Postlek, LB 91 J.Lelitt.

### FIELD GOALS (made / & missed)

M.Crosby	(23)	S.Hauschka	(35) (20)
----------	------	------------	-----------

VISITOR:	Green Bay Packers	1	7	3	0	4	6	0	16
HOME:	Seattle Seahawks	3	14	5	14	0	0	0	36

### Qtr Time Play Description (Extra Point) (Drive Info)

Team	Qtr	Time	Play Description (Extra Point)	(Drive Info)	Visitor	Home
Seahawks	1	6:05	S.Hauschka 35 yd field goal (11-48, 5:50)	.....	0	3
Packers	1	5:03	J.Kuin 2 yd run (M.Crosby kick) (6-34, 3:07)	.....	7	10
Packers	2	13:00	R.Lockett 33 yd pass from Rodgers (M.Crosby kick) (6-50, 3:25)	.....	10	10
Seahawks	2	6:32	M.Lockett 23 yd field goal (12-73, 6:00)	.....	10	17
Packers	2	3:02	M.Lynch 9 yd run (S.Hauschka kick) (6-70, 3:11)	.....	10	20
Seahawks	3	10:28	S.Hauschka 20 yd field goal (4-9, 1:28)	.....	10	22
Seahawks	3	4:42	D.Sherrod tackled in end zone by J.Moore for a safety	.....	10	22
Seahawks	4	14:55	M.Lynch 3 yd run (S.Hauschka kick) (9-53, 4:47)	.....	10	29
Packers	4	9:31	R.Cobb 3 yd pass from A.Rodgers (pass failed) (10-32, 5:24)	.....	16	29
Packers	4	2:31	D.Coleman 15 yd pass from R.Wilson (S.Hauschka kick) (13-80, 7:00)	.....	16	36

### GREEN BAY DEFENSIVE STATISTICS (official)

UT	A	TEFL	IT	Sck	QBH	FF	FB	Int	PD	UT	A	TEFL	IT	Sck	QBH	FF	FB	Int	PD
M.Burnett	6	2	0	8	0-0	0	0	0-0	0	2	2	0	4	0-0	0	0	0	0-0	0
M.Daniels	3	0	1	8	0-0	0	0	0-0	0	3	0	0	3	0-0	0	0	0	0-0	1
A.Hawk	5	2	0	7	0-0	1	0	0-0	0	1	2	0	3	0-0	0	0	0	0-0	0
H.Climon-Dix	4	2	1	6	1-0	1	0	0-0	1	1	2	0	3	0-0	0	0	0	0-0	2
B.Jones	4	2	0	6	0-0	0	0	0-0	0	2	0	0	3	0-0	0	0	0	0-0	0
D.Jones	4	1	0	5	0-0	0	0	0-0	0	2	0	0	2	0-0	0	0	0	0-0	1
C.Matthews	3	2	1	5	0-0	0	1	0-0	0	0	1	0	1	0-0	1	0	0	0-0	0
J.Peppers	4	0	0	4	0-0	1	0	0	0-0	0	23	3	72	1-0	4	1	0	0-0	5
<b>Totals</b>										<b>49</b>	<b>23</b>	<b>3</b>	<b>72</b>	<b>1-0</b>	<b>4</b>	<b>1</b>	<b>0</b>	<b>0-0</b>	<b>5</b>

Green Bay Packers										Seattle Seahawks									
RUSHING	ATT	YDS	AVG	LG	TD	RUSHING	ATT	YDS	AVG	LG	TD	RUSHING	ATT	YDS	AVG	LG	TD	RUSHING	ATT
J.Starks	7	37	5.3	12	0	M.Lynch	20	110	5.5	21	2	P.Harvin	4	41	10.3	16	0	M.Lynch	2
E.Lacy	12	34	2.8	15	0	P.Harvin	7	29	4.1	13	0	P.Harvin	4	10	2.5	6	0	P.Harvin	2
D.Harris	1	7	7.0	7	0	R.Wilson	7	29	4.1	13	0	R.Wilson	7	29	4.1	13	0	R.Wilson	2
J.Kuin	1	2	2.0	2	1	R.Turbin	6	27	4.5	7	0	R.Turbin	6	27	4.5	7	0	R.Turbin	2
Total	21	80	3.8	15	1	Total	37	207	5.6	21	2	Total	37	207	5.6	21	2	Total	2
PASSING	ATT	CMP	YDS	SK/YD	TD	LG	IN	RT	PASSING	ATT	CMP	YDS	SK/YD	TD	LG	IN	RT	PASSING	ATT
A.Rodgers	33	23	189	3/14	1	23	1	81.5	R.Wilson	28	19	191	1/0	2	33	0	110.9	R.Wilson	2
Total	33	23	189	3/14	1	23	1	81.5	Total	28	19	191	1/0	2	33	0	110.9	Total	2
PASS RECEIVING	NO	YDS	AVG	LG	TD	PASS RECEIVING	NO	YDS	AVG	LG	TD	PASS RECEIVING	NO	YDS	AVG	LG	TD	PASS RECEIVING	NO
J.Nelson	9	83	9.2	16	0	P.Harvin	7	59	8.4	13	0	P.Harvin	7	59	8.4	13	0	P.Harvin	2
R.Cobb	6	58	9.7	23	1	Z.Miller	3	42	14.0	24	0	Z.Miller	3	42	14.0	24	0	Z.Miller	2
A.Quarless	3	26	8.7	18	0	D.Bakhtiari	3	14	4.7	6	0	D.Bakhtiari	3	14	4.7	6	0	D.Bakhtiari	2
E.Lacy	3	11	3.7	12	0	R.Lockett	2	38	19.0	33	1	R.Lockett	2	38	19.0	33	1	R.Lockett	1
J.Starks	2	11	5.5	11	0	D.Coleman	1	15	15.0	15	1	D.Coleman	1	15	15.0	15	1	D.Coleman	1
Total	2	11	5.5	11	0	M.Lynch	1	14	14.0	14	0	M.Lynch	1	14	14.0	14	0	M.Lynch	0
J.Starks	2	11	5.5	11	0	J.Kearse	1	8	8.0	8	0	J.Kearse	1	8	8.0	8	0	J.Kearse	0
Total	2	11	5.5	11	0	L.Wilson	1	1	1.0	1	0	L.Wilson	1	1	1.0	1	0	L.Wilson	0
INTERCEPTIONS	NO	YDS	AVG	LG	TD	INTERCEPTIONS	NO	YDS	AVG	LG	TD	INTERCEPTIONS	NO	YDS	AVG	LG	TD	INTERCEPTIONS	NO
Total	23	189	8.2	23	1	Total	19	151	7.9	15	2	Total	19	151	7.9	15	2	Total	2
PUNTING	NO	YDS	AVG	FC	LG	TD	PUNTING	NO	YDS	AVG	FC	LG	TD	PUNTING	NO	YDS	AVG	FC	LG
T.Mashay	4	153	38.3	37.5	0	1	57	J.Pryan	2	66	33.0	33.0	0	2	39	T.Mashay	2	66	33.0
Total	4	153	38.3	37.5	0	1	57	Total	2	66	33.0	33.0	0	2	39	Total	2	66	33.0
PUNT RETURNS	NO	YDS	AVG	FC	LG	TD	PUNT RETURNS	NO	YDS	AVG	FC	LG	TD	PUNT RETURNS	NO	YDS	AVG	FC	LG
R.Cobb	0	0	0.0	2	0	0	E.Thomas	2	3	1.5	0	3	0	E.Thomas	2	3	1.5	0	3
Total	0	0	0.0	2	0	0	B.Walters	0	0	0.0	1	0	0	B.Walters	0	0	0.0	1	0
KICK RETURNS	NO	YDS	AVG	FC	LG	TD	KICK RETURNS	NO	YDS	AVG	FC	LG	TD	KICK RETURNS	NO	YDS	AVG	FC	LG
M.Hyde	2	49	24.5	0	28	0	P.Harvin	3	60	20.0	0	31	0	P.Harvin	3	60	20.0	0	31
D.Harris	2	40	20.0	0	21	0	P.Harvin	3	60	20.0	0	31	0	P.Harvin	3	60	20.0	0	31
(f back)	3	0	0.0	0	0	0	(f back)	2	0	0.0	0	0	0	(f back)	2	0	0.0	0	0
Returns	4	89	22.3	0	28	0	Returns	3	60	20.0	0	31	0	Returns	3	60	20.0	0	31
FUMBLES	Fum	Lost	Rec	Yds	TD	FF	Rec	Yds	TD	Bds	Out	FUMBLES	Fum	Lost	Rec	Yds	TD	Bds	Out
A.Rodgers	1	0	0	0	0	0	0	0	0	0	0	P.Harvin	1	0	1	0	0	0	0
D.Sherrod	0	0	1	0	0	0	0	0	0	0	0	E.Thomas	1	1	0	0	0	0	0
C.Matthews	0	0	0	0	0	1	0	0	0	0	0	M.Burnett	0	0	0	0	0	0	0
H.Climon-Dix	0	0	0	0	0	1	0	0	0	0	0	Total	2	1	1	0	0	1	0
Total	1	0	1	0	0	1	1	0	0	0	0	Total	2	1	1	0	0	1	0

Visitor				Home			
Packers				Seahawks			
TOTAL FIRST DOWNS	19	25		TOTAL FIRST DOWNS	19	25	
By Rushing	4	13		By Rushing	4	13	
By Passing	13	8		By Passing	13	8	
By Penalty	2	4		By Penalty	2	4	
THIRD-DOWN EFFICIENCY	6-12-50%	4-11-36%		THIRD-DOWN EFFICIENCY	6-12-50%	4-11-36%	
FOURTH-DOWN EFFICIENCY	0-1-0%	1-1-100%		FOURTH-DOWN EFFICIENCY	0-1-0%	1-1-100%	
TOTAL NET YARDS	255	398		TOTAL NET YARDS	255	398	
Total Offensive Plays	57	66		Total Offensive Plays	57	66	
Average gain per offensive play	4.5	6.0		Average gain per offensive play	4.5	6.0	
NET YARDS RUSHING	80	207		NET YARDS RUSHING	80	207	
Total Rushing Plays	21	37		Total Rushing Plays	21	37	
Average gain per rushing play	3.8	5.6		Average gain per rushing play	3.8	5.6	
Tackles for a loss-number and yards	1-2	0-0		Tackles for a loss-number and yards	1-2	0-0	
NET YARDS PASSING	175	191		NET YARDS PASSING	175	191	
Times thrown -yards lost att. to pass.	3-14	1-0		Times thrown -yards lost att. to pass.	3-14	1-0	
Gross yards passing	189	191		Gross yards passing	189	191	
PASS ATT-COMP-INT	33-23-1	28-19-0		PASS ATT-COMP-INT	33-23-1	28-19-0	
Average gain per pass play	4.9	6.6		Average gain per pass play	4.9	6.6	
KICKOFFS Number-In EZ-Touchbacks	5-4-2	7-7-3		KICKOFFS Number-In EZ-Touchbacks	5-4-2	7-7-3	
PUNTS Number and Average	4-38-3	2-33-0		PUNTS Number and Average	4-38-3	2-33-0	
Had Punted	0	0		Had Punted	0	0	

Visitor				Home			
Packers				Seahawks			
FGs - PATs had blocked	0-0	0-0		FGs - PATs had blocked	0-0	0-0	
Net Punting Average	37.5	33.0		Net Punting Average	37.5	33.0	
TOTAL RETURN YARDS (not inc. kickoffs)	0	24		TOTAL RETURN YARDS (not inc. kickoffs)	0	24	
No. and Yards Punt Returns	0-0	2-3		No. and Yards Punt Returns	0-0	2-3	
No. and Yards Kickoff Returns	4-89	3-60		No. and Yards Kickoff Returns	4-89	3-60	
No. and Yards Interception Returns	0-0	1-21		No. and Yards Interception Returns	0-0	1-21	
PENALTIES Number and Yards	8-65	4-69		PENALTIES Number and Yards	8-65	4-69	
FUMBLES Number and Lost	1-0	2-1		FUMBLES Number and Lost	1-0	2-1	
TOUCHDOWNS	2	4		TOUCHDOWNS	2	4	
Rushing	1	2		Rushing	1	2	
Passing	1	2		Passing	1	2	
EXTRA POINTS Made-Attempts	1-2	4-4		EXTRA POINTS Made-Attempts	1-2	4-4	
Kicking Made-Attempts	1-1	4-4		Kicking Made-Attempts	1-1	4-4	
Passing Made-Attempts	0-1	0-0		Passing Made-Attempts	0-1	0-0	
FIELD GOALS Made-Attempts	1-1	2-2		FIELD GOALS Made-Attempts	1-1	2-2	
RED-ZONE EFFICIENCY	2-3-67%	3-5-60%		RED-ZONE EFFICIENCY	2-3-67%	3-5-60%	
GOAL-TO-GO EFFICIENCY	2-3-67%	2-3-67%		GOAL-TO-GO EFFICIENCY	2-3-67%	2-3-67%	
SAFETIES	0	1		SAFETIES	0	1	
FINAL SCORE	16	36		FINAL SCORE	16	36	
TIME OF POSSESSION	26:40	33:20		TIME OF POSSESSION	26:40	33:20	





## GAME 2

dy Nelson in the third quarter, and the Packers roared

Morrhinweg or quarterback Geno Smith. Defensive end he saw Morrhinweg calling for time.

away. The 78,000-plus fans at Lambeau Field breathed

behind in the open by Clay Matthews for a sack. That

catches for 39 yards. Lobb caught two short scoring passes for 10 and 11 yards. Nelson ran and out-traced to the end zone.

field, nearly from 50 and 55 yards by Mack Green, and the fans in stunned silence with the Packers down 21-3. And four catches for 63 yards, while Ivory led the Jets

ing field goals from 20 and 35 yards by Mason Crosby.

the Stelljes (22); Line Judge: Byron Boston (18); Side Lines (111); Replay Official: Billy Smith

Green Bay Packers

Offense	Defense
7. Johnson	56. J. Peppers
9. D. Barkhan	61. L. Guion
1. J. Stum	76. M. Neal
3. C. Linsley	96. McAlair
0. T. Lang	10. J. Littlemore
8. D. Sperod	50. A. Hawk
8. R. Rodgers	52. C. Matthews
8. R. Cobb	1. T. Williams
1. J. Bocklin	3. S. Shields
2. A. Rodgers	42. M. Burnett
5. Elacy	33. M. Hyde

Clinton-Dix, CB 24 J. Bush, RB 26 D. Harris, S 28  
LB 55 A. Mulumba, LB 58 S. Barrington, LS 61  
55 D. Jones, **DID NOT PLAY** — OB 10 M. Flynn,  
Bradford, LB 59 B. Jones, T 75 B. Bulaga, WR 83

(31) (20) (55)

[illegible]

(official)

UT	A	ITL	TT	Sek	QBH	FE	FR	Int	PD
2	1	0	3	-0-	0	0	0	-0-	2
2	1	0	3	-0-	1	0	0	-0-	0
2	1	0	3	-0-	2	0	0	-0-	0
2	1	0	3	-0-	2	0	0	-0-	2
2	0	0	2	-0-	0	0	0	-0-	0
1	0	0	1	-0-	0	0	0	-0-	1
0	1	0	1	-0-	0	0	0	-0-	0
48	25	4	73	2-10	12	0	0	1-0	8

Green Bay Packers									
RUSHING		ATT	YDS	AVG	LG	TD			
E.Lacy	13		43	3.3	10	0			
A.Rodgers	6		28	4.7	11	0			
R.Cobb	2		6	3.0	4	0			
J.Kuhn	1		3	3.0	3	0			
Total	22		80	3.6	11	0			
PASSING		ATT	CMP	YDS	SK/YD	TD	LG	IN	RT
A.Rodgers	42	25	346	4/36	3	80t	0	109.8	
Total	42	25	346	4/36	3	80t	0	109.8	
PASS RECEIVING		42	25	346	4/36	3	80t	0	109.8
J.Watson	9		209	23.2	80t	1			
D.Arians	5		50	10.0	24	0			
R.Cobb	5		39	7.8	14	2			
E.Lacy	2		11	9.0	14	0			
D.Harris	1		18	11.0	11	0			
A.Quatress	1		8	8.0	8	0			
J.Boykin	1		6	6.0	6	0			
J.Kuhn	1		5	5.0	5	0			
Total	25		346	13.8	80t	3			
INTERCEPTIONS		NO	YDS	AVG	LG	TD			
T.Williams	1		0	0.0	0	0			
Total	1		0	0.0	0	0			
PUNTING		NO	YDS	AVG	NET	TB	IN20	LG	LG
T.Masthay	4	197	49.3	46.5	0	56	0	56	56
Total	4	197	49.3	46.5	0	0	0	56	56
PUNT RETURNS		NO	YDS	AVG	FC	LG	TD		
W.Hyde	1		8	8.0	0	8			
R.Cobb	1		7	7.0	1	7			
H.Climon-Dix	1		0	0.0	0	0			
(downed)	1		0	0.0	0	0			
Returns	3		15	5.0	1	8			
KICK RETURNS		NO	YDS	AVG	FC	LG	TD		
D.Harris	2		58	29.0	0	41			
(thack)	3		0	0.0	0	0			
Returns	2		58	29.0	0	41			
FUMBLES		FumLost	Own	Rec	Yds	TD	FF	Rec	Yds
A.Rodgers	2	1	2	-2	0	0	0	0	0
C.Kinsley	1	0	2	0	0	0	0	0	0
Total	3	1	2	-2	0	0	0	0	0
		Visitor		Home					
		lets		Packers					
Fgs - PATs had blocked				-0-0					
Net Punting Average				43.6		46.5			
TOTAL RETURN YARDS (not inc. Kickoffs)		11		15		15			
No. and Yards Punt Returns		3-11		3-15		3-15			
No. and Yards Kickoff Returns		3-29		2-58		2-58			
No. and Yards Interception Returns		-0-0		3-36		3-36			
PENALTIES Number and Yards		-7-82		3-1		3-1			
FUMBLES Number and Lost		-1-0		3-1		3-1			
TOUCHDOWNS		3		3		3			
Rushing		2		3		3			
Passing		1		0		0			
EXTRA POINTS Made-Attempts		3-3		3-3		3-3			
Kicking Made-Attempts		3-3		2-2		2-2			
Passing Made-Attempts		-0-0		3-3		3-3			
FIELD GOALS Made-Attempts		-1-1		2-4		2-4			
RED-ZONE EFFICIENCY		2-2-100%		2-3-67%		2-3-67%			
GOAL-TO-GO EFFICIENCY		2-2-100%		2-3-67%		2-3-67%			
SAFETIES		0		31		31			
TIME OF POSSESSION		30:26		29:34		29:34			





CHICAGO -- Aaron Rodgers urged Packers fans to relax. Maybe they will after this one. Rodgers threw for 302 yards and four touchdowns, and Green Bay shook off one of its worst offensive performances in years with a 38-17 victory over the Chicago Bears on Sunday afternoon.

The Packers (2-2) scored on their first six possessions to build a 38-17 lead. They racked up 358 yards after being held to 223, their lowest total since 2008, a week earlier in a 19-7 loss at Detroit.

They intercepted Jay Cutler twice in the third quarter to pull away from the Bears (2-2). That gave Green Bay five straight wins at Soldier Field, including the NFC title game four years ago and a playoffs-or-bust finale for both teams last season.

Rodgers called on Packers fans to take a deep breath during the week, and he gave them reason to exhale with this performance. He had all the answers in this one.

Rodgers posted a 151.2 rating for the game, completing 22 of 28 passes, and had all the time he needed with five-time Pro Bowl defensive end Jared Allen sitting out because of an illness.

He threw two touchdown passes each to Randall Cobb and Jordy Nelson, and a fifth got called back by a penalty. That happened early in the third when a scrambling Rodgers got hit by at least one defender while unleashing an awkward, wobbly 34-yard pass that somehow connected with Devin Adams in the end zone.

Cobb had seven catches for 113 yards. Nelson had 10 receptions for 108 yards, and the Packers came away with the win despite allowing 496 yards.

The offenses were so effective - or the defenses struggled so badly - that neither team punted. That happened only once before in a regular-season NFL game, 22 years ago.

The Bears basically matched Green Bay score for score before Cutler threw those interceptions. He wound up passing for 256 yards and two TDs but fell to 1-10 lifetime against Green Bay, counting the possession.

Matt Forte ran for 122 yards on 23 carries. Martellus Bennett had nine catches for a career-high 134 yards, but Chicago came up short after back-to-back wins at San Francisco and the New York Jets.

Mason Crosby kicked a 53-yard field goal on the opening possession of the second half to extend the Packers' lead to 24-17 and things unraveled for the Bears after that. Chicago had the ball on the Green Bay 24 when Cutler hit cornerback Tyrone Williams in the chest with a pass. The ball ricocheted to Clay Matthews, who returned it 45 yards. That led to an 11-yard scoring pass from Rodgers to Nelson, making it 31-17.

Another interception set up another TD for the Packers. This time, Brandon Marshall went long when Cutler expected him to cut back toward the quarterback.

The pass went right to Sam Shields, who crossed the field on a 62-yard return to put the ball at the 11. Chicago's Jonathan Beasley got called for a hold, negating a field goal by Crosby to start the fourth quarter, and Rodgers hit Cobb from the 3 to make it 38-17.

The Packers took a 24-17 lead to the locker room after the two teams combined for 508 yards. Chicago missed a touchdown by inches when Bennett got stopped just short of the end zone on an 8-yard catch. Cutler thought Bennett reached across the goal line before getting taken down, but the call was upheld after a review.

Then, in the third quarter, Green Bay created some breathing room.

**OFFICIALS** — Referee: Terry McAulay (77); Umpire: Bryan Heale (92); Head Linesman: Greg Bradley (98); Line Judge: Tom Stephan (88); Side Judge: James Coleman (95); Field Judge: Dwyro Prieleau (109); Back Judge: Gregory Steed (12); Replay Official: Earne Franz

### Green Bay Packers

### STARTING LINEUPS

### Chicago Bears

Offense	Defense	Offense	Defense
WR 87 Nelson	NT 98 Liguori	WR 15 B. Marshall	DE 99 L. Houston
LT 69 D. Bakhtiari	RDE 76 M. Daniels	LT 74 J. Bushrod	DT 93 W. Sutton
LG 71 J. Stonum	LOLB 56 J. Peppers	LG 70 M. Oia	DT 92 S. Paeta
C 63 C. Linsley	BLB 50 A. Hawk	C 64 B. de la Puente	DE 97 W. Young
RG 70 T. Lang	MLB 57 J. Lattimore	RG 75 K. Long	LB 55 L. Briggs
RT 75 B. Bullock	ROLB 52 C. Matthews	RT 67 J. Mills	LB 57 J. Bostic
TE 89 R. Rodgers	LCB 38 T. Williams	TE 83 M. Bennett	LB 58 D. Williams
WR 18 R. Cobb	RCB 37 S. Shields	WR 17 A. Jerey	RCB 23 K. Fuller
QB 12 A. Rodgers	SS 42 M. Burnett	QB 6 J. Cutler	LCB 26 T. Jennings
RB 27 E. Lacy	FS 33 M. Haye	RB 22 M. Forte	S 41 R. Mundy
TE 81 A. Quarless	NB 31 D. House	WR 19 J. Morgan	S 27 C. Conte

**GREEN BAY SUBSTITUTIONS** — K 2 M. Crosby; P 8 T. Masthay; WR 17 D. Adams; S 21 H. Clinton-Dix; CB 24 J. Bush; RB 28 D. Harris; S 28 S. Richardson; CB 28 C. Hayward; FB 30 J. Kuhn; RB 44 J. Starks; LB 53 N. Perry; LB 58 S. Barrington; LS 61 B. Goode; DT 64 M. Peniel; G 65 L. Taylor; T 78 D. Sherrod; TE 82 R. Taylor; WR 83 J. Boyd; TE 86 B. Bostick; LB 93 J. Boyd; DE 96 D. Jones; LB 96 M. Neal; **DID NOT PLAY** — QB 10 M. Flynn; **INACTIVES** — WR 11 J. Boykin; CB 16 S. Tolzen; CB 39 D. Goodson; LB 54 C. Bradford; LB 59 B. Jones; C 72 G. Gerhart.

McCrosby	(53) 388	FIELD GOALS (made 1 & missed)	(23)
VISITOR:		R. Gould	
HOME:			

Team	Qtr	Time	Play Description (Extra Point) (Drive Info)	Score	OT	Total
Bears	1	6:30	B. Marshall 6 yd. pass from J. Cutler (R. Gould kick) (15-80, 8:30)	0-0	0	0
Packers	1	4:08	E. Lacy 2 yd. run (M. Crosby kick) (6-81, 2:22)	0-0	0	0
Bears	2	13:58	R. Gould 23 yd. field goal (13-75, 5:10)	0-0	0	0
Packers	2	10:11	J. Nelson 3 yd. pass from A. Rodgers (M. Crosby kick) (10-78, 3:47)	0-0	0	0
Bears	2	3:50	A. Jerey 8 yd. pass from J. Cutler (R. Gould kick) (10-80, 6:21)	0-0	0	0
Packers	3	10:57	R. Cobb 22 yd. pass from A. Rodgers (M. Crosby kick) (7-61, 2:47)	0-0	0	0
Packers	3	4:28	J. Nelson 11 yd. pass from A. Rodgers (M. Crosby kick) (6-35, 3:01)	0-0	0	0
Packers	4	14:52	R. Cobb 3 yd. pass from A. Rodgers (M. Crosby kick) (4-11, 1:41)	0-0	0	0

GREEN BAY DEFENSIVE STATISTICS (press box)	UT	A	TEL	IT	Sck	OBH	FF	FB	Int	PD
M. Burnett	12	1	0	13	0-0	0	0	0	0	0
A. Hawk	10	3	0	13	0-0	0	0	0	0	0
J. Lattimore	2	4	0	6	0-0	0	0	0	0	0
H. Clinton-Dix	5	0	0	5	0-0	1	0	0	0	0
T. Williams	5	0	0	5	0-0	0	0	0	0	0
M. Hyde	3	2	0	5	0-0	0	0	0	0	0
S. Shields	3	0	0	3	0-0	0	0	0	0	0
C. Hayward	2	1	0	3	0-0	0	0	0	0	0
D. Jones	2	0	1	2	1-4	1	0	0	0	0
M. Neal	2	0	0	2	0-0	1	0	0	0	0
<b>Totals</b>	<b>54</b>	<b>14</b>	<b>2</b>	<b>68</b>	<b>1-4</b>	<b>3</b>	<b>1</b>	<b>0</b>	<b>2-102</b>	<b>4</b>

Green Bay Packers	ATT	CMP	YDS	SK/YD	TD	LG	IN	RT
A. Rodgers	28	22	302	1/0	4	46	0	151.2
Total	28	22	302	1/0	4	46	0	151.2

Chicago Bears	ATT	CMP	YDS	SK/YD	TD	LG	IN	RT
J. Cutler	34	22	256	1/4	2	27	2	82.5
J. Clausen	1	1	9	0/0	0	9	0	104.2
Total	35	23	265	1/4	2	27	2	83.6

Green Bay Packers	NO	YDS	AVG	FC	LG	TD
J. Nelson	10	108	10.8	23	2	2
R. Cobb	7	113	16.1	46	2	2
R. Rodgers	2	52	26.0	43	0	0
D. Adams	2	18	9.0	15	0	0
E. Lacy	1	11	11.0	11	0	0
Total	22	302	13.7	46	4	4

Chicago Bears	NO	YDS	AVG	FC	LG	TD
S. Shields	1	62	62.0	62	0	0
C. Matthews	1	40	40.0	40	0	0
Total	2	102	51.0	62	0	0

Green Bay Packers	NO	YDS	AVG	FC	LG	TD
M. Hyde	2	47	23.5	0	25	0
D. Harris	1	20	20.0	0	20	0
Returns	3	67	22.3	0	25	0

Chicago Bears	NO	YDS	AVG	FC	LG	TD
K. Long	2	43	21.5	0	22	0
R. Ross	5	0	0.0	0	0	0
(back)	2	43	21.5	0	22	0

Green Bay Packers	NO	YDS	AVG	FC	LG	TD
J. Cutler	2	0	0.0	0	0	0
A. Jerey	1	0	0.0	0	0	0
Total	3	0	0.0	0	0	0

Chicago Bears	NO	YDS	AVG	FC	LG	TD
J. Cutler	2	0	0.0	0	0	0
A. Jerey	1	0	0.0	0	0	0
Total	3	0	0.0	0	0	0

Green Bay Packers	NO	YDS	AVG	FC	LG	TD
R. Gould	1	21	21.0	21	0	0
By Rushing	16	3	0.2	3	0	0
By Passing	16	14	0.9	14	0	0
By Penalty	2	3	1.5	3	0	0

Chicago Bears	NO	YDS	AVG	FC	LG	TD
M. Forte	3	12	4.0	12	0	0
K. Carey	14	72	5.1	13	0	0
J. Cutler	3	29	9.7	15	0	0
A. Jerey	1	12	12.0	12	0	0
Total	41	235	5.7	19	0	0

Green Bay Packers	NO	YDS	AVG	FC	LG	TD
J. Nelson	10	108	10.8	23	2	2
R. Cobb	7	113	16.1	46	2	2
R. Rodgers	2	52	26.0	43	0	0
D. Adams	2	18	9.0	15	0	0
E. Lacy	1	11	11.0	11	0	0
Total	22	302	13.7	46	4	4

Chicago Bears	NO	YDS	AVG	FC	LG	TD
S. Shields	1	62	62.0	62	0	0
C. Matthews	1	40	40.0	40	0	0
Total	2	102	51.0	62	0	0

Green Bay Packers	NO	YDS	AVG	FC	LG	TD
M. Hyde	2	47	23.5	0	25	0
D. Harris	1	20	20.0	0	20	0
Returns	3	67	22.3	0	25	0

Chicago Bears	NO	YDS	AVG	FC	LG	TD
K. Long	2	43	21.5	0	22	0
R. Ross	5	0	0.0	0	0	0
(back)	2	43	21.5	0	22	0

Green Bay Packers	NO	YDS	AVG	FC	LG	TD
J. Cutler	2	0	0.0	0	0	0
A. Jerey	1	0	0.0	0	0	0
Total	3	0	0.0	0	0	0

Chicago Bears	NO	YDS	AVG	FC	LG	TD
J. Cutler	2	0	0.0	0	0	0
A. Jerey	1	0	0.0	0	0	0
Total	3	0	0.0	0	0	0

Green Bay Packers	NO	YDS	AVG	FC	LG	TD
R. Gould	1	21	21.0	21	0	0
By Rushing	16	3	0.2	3	0	0
By Passing	16	14	0.9	14	0	0
By Penalty	2	3	1.5	3	0	0

Chicago Bears	NO	YDS	AVG	FC	LG	TD
M. Forte	3	12	4.0	12	0	0
K. Carey	14	72	5.1	13	0	0
J. Cutler	3	29	9.7	15	0	0
A. Jerey	1	12	12.0	12	0	0
Total	41	235	5.7	19	0	0

Green Bay Packers	NO	YDS	AVG	FC	LG	TD
J. Nelson	10	108	10.8	23	2	2
R. Cobb	7	113	16.1	46	2	2
R. Rodgers	2	52	26.0	43	0	0
D. Adams	2	18	9.0	15	0	0
E. Lacy	1	11	11.0	11	0	0
Total	22	302	13.7	46	4	4

Chicago Bears	NO	YDS	AVG	FC	LG	TD
S. Shields	1	62	62.0	62	0	0
C. Matthews	1	40	40.0	40	0	0
Total	2	102	51.0	62	0	0

Green Bay Packers	NO	YDS	AVG	FC	LG	TD
M. Hyde	2	47	23.5	0	25	0
D. Harris	1	20	20.0	0	20	0
Returns	3	67	22.3	0	25	0

Chicago Bears	NO	YDS	AVG	FC	LG	TD
K. Long	2	43	21.5	0	22	0
R. Ross	5	0	0.0	0	0	0
(back)	2	43	21.5	0	22	0

Green Bay Packers	NO	YDS	AVG	FC	LG	TD
J. Cutler	2	0	0.0	0	0	0
A. Jerey	1	0	0.0	0	0	0
Total	3	0	0.0	0	0	0

Chicago Bears	NO	YDS	AVG	FC	LG	TD
J. Cutler	2	0	0.0	0	0	0
A. Jerey	1	0	0.0	0	0	0
Total	3	0	0.0	0	0	0

Green Bay Packers	NO	YDS	AVG	FC	LG	TD
R. Gould	1	21	21.0	21	0	0
By Rushing	16	3	0.2	3	0	0
By Passing	16	14	0.9	14	0	0
By Penalty	2	3	1.5	3	0	0

Chicago Bears	NO	YDS	AVG	FC	LG	TD
M. Forte	3	12	4.0	12	0	0
K. Carey	14	72	5.1	13	0	0
J. Cutler	3	29	9.7	15	0	0
A. Jerey	1	12	12.0	12	0	0
Total	41	235	5.7	19	0	0

Average gain per running play.....	3.1	3.7	EXTRA POINTS made-Attempts.....	3-3	2-2
Tackles for a loss-number and yards.....	-1.3	5-3	Kicking Made-Attempts.....	5-5	2-2
<b>NET YARDS PASSING</b> .....	302	261	<b>FIELD GOALS Made-Attempts</b> .....	1-2	1-1
Times thrown - yards lost at to pass.....	1-0	1-4	<b>RED-ZONE EFFICIENCY</b> .....	4-5-80%	2-4-50%
Gross yards passing.....	302	265	<b>GOAL-TO-GO EFFICIENCY</b> .....	3-4-75%	1-3-33%
<b>PASS ATT-COMP-INT</b> .....	28-22-0	35-23-2	<b>SAFETIES</b> .....	0	0
Average gain per pass play.....	10.4	7.3	<b>FINAL SCORE</b> .....	38	17
<b>KICKOFFS Number-In EZ-Touchbacks</b> .....	7-7.5	4-1.0	<b>TIME OF POSSESSION</b> .....	23:38	36:22
<b>PUNTS Number and Average</b> .....	0-0.0	0-0.0			
Had Blocked.....	0	0			



# 2014 UPDATED BIOGRAPHIES

THROUGH WEEK 4

## **17 Davante Adams, WR, Rookie, Fresno State**

- Led the nation in receptions (131) and receptions per game (10.1), while ranking second in the country in receiving yards (1,718) and receiving yards per game (132.2) as a sophomore in 2013.
- Caught 24 TD passes in '13, eight more than any player in the country and the most in school and Mountain West Conference history.
- Set Fresno State career records for receptions (233) and TD catches (38), despite playing just two seasons for the Bulldogs.

**2014 Season:** Has played in all four games, appearing on offense and special teams, and has nine catches for 79 yards (8.8 avg.).

► **at Seattle Seahawks (9/4):** Saw time on offense and special teams, appearing on nine offensive snaps and nine plays on special teams.

► **vs. N.Y. Jets (9/14):** Appeared on 36 snaps on offense and posted career bests in catches (five) and receiving yards (50)...Late in the first half, caught a 24-yard pass down to the Jets' 6-yard line to convert a third-and-10, helping to set up a Randall Cobb 6-yard TD catch two plays later.

► **at Detroit Lions (9/21):** Played 34 snaps and caught two passes for 11 yards (5.5 avg.).

► **at Chicago Bears (9/28):** Appeared on a career-high 37 snaps and caught two passes for 18 yards (9.0 avg.), including a 15-yard grab in the second quarter.

## **69 David Bakhtiari, T, 2nd Year, Colorado**

- Started every game at left tackle for the Packers in 2013, becoming the first rookie to do so for Green Bay since the league went to a 16-game schedule in 1978.

• By starting at San Francisco last season in Week 1, he became just the fourth Green Bay rookie to start the season opener at LT since the 1970 AFL-NFL merger and the first since Ken Ruettgiers in 1985.

• Was the only NFL rookie to start all 16 games at left tackle in 2013.

**2014 Season:** Has started all four games at LT.

► **at Seattle Seahawks (9/4):** Opened at LT and played all 62 snaps.

► **vs. N.Y. Jets (9/14):** Played all 71 snaps and protected QB Aaron Rodgers as he threw for 346 yards, the most posted by a QB against the Jets since Saints QB Drew Brees threw for 382 last season in Week 9.

► **at Detroit Lions (9/21):** Started and played all 53 snaps.

► **at Chicago Bears (9/28):** Appeared on all 52 snaps and helped protect Rodgers as he threw for 302 yards and four TDs on 22-of-28 passing for a 151.2 passer rating, the second-best single-game mark of Rodgers' career (min. 20 attempts) and the fourth-best rating in franchise history... Part of a line that allowed just one sack for zero yards on the afternoon and helped the offense score on six of seven possessions.

## **58 Sam Barrington, LB, 2nd Year, South Florida**

- Appeared in seven games as a rookie in 2013, seeing time exclusively on special teams, before sustaining a season-ending hamstring injury vs. Chicago in Week 9.

• Registered three tackles on special teams last season.

**2014 Season:** Has appeared in all four games, seeing action on defense and special teams...Has registered four tackles (three solo) on defense.

► **at Seattle Seahawks (9/4):** Saw 18 snaps on special teams.

► **vs. N.Y. Jets (9/14):** Appeared on 16 plays on special teams.

► **at Detroit Lions (9/21):** Saw the most extensive action of his career on defense, appearing on 18 snaps in the second half with LB Jamari Lattimore sidelined (cramps)...Recorded the first statistics of his career on defense, racking up four tackles (three solo).

► **at Chicago Bears (9/28):** Saw limited time on defense and special teams.

## **86 Brandon Bostick, TE, 2nd Year, Newberry**

- Appeared in 11 games in 2013 and posted a 17.1-yard receiving average on his seven receptions.

• Was tied for No. 4 on the team last season with seven tackles on special

teams.

• Participated in the Packers' rookie orientation camp on a tryout basis in May 2012 before he was signed by the club later that month. Spent the entire '12 season on Green Bay's practice squad.

**2014 Season:** Has played in three games, seeing time on special teams and posting one tackle.

► **at Seattle Seahawks (9/4):** Inactive due to a fibula injury sustained at St. Louis (Aug. 16) during the preseason.

► **vs. N.Y. Jets (9/14):** Made his season debut, appearing on nine plays on special teams.

► **at Detroit Lions (9/21):** Played 15 snaps on special teams.

► **at Chicago Bears (9/28):** Registered his first special teams tackle of the season when he brought WR Rashad Ross down at the Chicago 15 on a kickoff return in the third quarter.

## **93 Josh Boyd, DT, 2nd Year, Mississippi State**

- Appeared in nine games as a rookie in 2013, seeing increased playing time down the stretch as he was active for the final seven contests.

• Posted eight tackles (four solo) on the season, with an additional two tackles (one solo) in the NFC Wild Card game vs. San Francisco.

**2014 Season:** Has played in all four games, recording 11 tackles (four-solo), two QB hits and a pressure.

► **at Seattle Seahawks (9/4):** Posted an assisted tackle, a QB hit and a pressure.

► **vs. N.Y. Jets (9/14):** Played 25 snaps and registered four tackles (two solo).

► **at Detroit Lions (9/21):** Appeared on 22 plays and led the defensive line with a career-high six tackles (two solo) and a QB hit...Helped limit the Lions to an average of 3.0 yards per carry (115 yards on 38 attempts).

► **at Chicago Bears (9/28):** Played 24 snaps on defense and 10 on special teams...Sustained a knee injury in the first quarter but did return.

## **11 Jarrett Boykin, WR, 3rd Year, Virginia Tech**

- Played in all 16 games with eight starts in 2013 and registered career highs in receptions (49), receiving yards (681) and receiving TDs (three).

• Ranked No. 2 on the team in all three receiving categories over the final 11 games in '13 with 48 catches for 638 yards (13.3 avg.) and three TDs.

• Signed by Green Bay on May 14, 2012, after participating in the team's rookie orientation camp on a tryout basis. Had signed with Jacksonville earlier in the month as a non-drafted free agent before being released on May 8.

**2014 Season:** Has started all three games he has played in as the third wide receiver and has two catches for 17 yards (8.5 avg.).

► **at Seattle Seahawks (9/4):** Started as the Packers opened the game with three wideouts...Appeared on 49 offensive plays and seven on special teams.

► **vs. N.Y. Jets (9/14):** Started and played 34 snaps, hauling in one catch for 6 yards.

► **at Detroit Lions (9/21):** Started and appeared on 36 offensive plays, catching an 11-yard pass.

► **at Chicago Bears (9/28):** Missed his first NFL game due to injury as he was sidelined due to knee/groin injuries, sustaining the groin injury during the practice week.

## **54 Carl Bradford, LB, Rookie, Arizona State**

- Earned first-team All-Pacific-12 honors at defensive end as a junior in 2013 after recording 61 tackles (45 solo), including 19 tackles for a loss, 8½ sacks, three forced fumbles, an interception that he returned for a TD and five passes defended.

• Won the Curley Culp Outstanding Defensive Lineman Award at the Sun Devils' team banquet in 2013.

• Posted 40.5 tackles for a loss over his final two seasons at Arizona State (2012-13), which was tied for fourth in the country over that span.



**2014 Season:** Inactive for all four games.

► **at Seattle Seahawks (9/4) - at Chicago Bears (9/28):** Inactive (healthy scratch).

### **75 Bryan Bulaga, T, 5th Year, Iowa**

- Started 33 contests at right tackle in his first three seasons as a pro (2010-12).
- Was sidelined for the entire 2013 campaign after sustaining a season-ending knee injury in the team's annual Family Night scrimmage on Aug. 3.
- Opened the final 12 games of 2010 and the entire postseason at RT after taking over for injured veteran Mark Tauscher, the most regular-season starts at the time by a Packers rookie tackle since Tauscher's 14 in 2000.
- Named to the *Pro Football Weekly*/PFWA All-Rookie team in 2010.

**2014 Season:** Has started three games at RT, missing the Week 2 contest due to a knee injury.

► **at Seattle Seahawks (9/4):** Started at RT, his first regular-season game action since Week 10 of 2012 (vs. Arizona)...Left the game early in the second quarter after spraining his knee, and did not return.

► **vs. N.Y. Jets (9/14):** Practiced on a limited basis during the week, but was inactive (knee).

► **at Detroit Lions (9/21):** Returned to action after missing one game due to a knee injury...Started at RT and played all 53 offensive snaps.

► **at Chicago Bears (9/28):** Appeared on all 52 snaps and helped protect QB Aaron Rodgers as he threw for 302 yards and four TDs on 22-of-28 passing for a 151.2 passer rating, the second-best single-game mark of Rodgers' career (min. 20 attempts) and the fourth-best rating in franchise history...Part of a line that allowed just one sack for zero yards on the afternoon and helped the offense score on six of seven possessions.

### **42 Morgan Burnett, S, 5th Year, Georgia Tech**

- Started each of the final 13 games in 2013, posting 106 tackles (77 solo), nine passes defended and a career-high and team-leading three fumble recoveries, one of which he returned for his first career TD.
- Has started 49 games between the two safety positions since the start of 2011.
- In 2010, joined Tom Flynn (1984) and Nick Collins (2005) as the only Green Bay rookies to open the season as a starter at safety since the 1970 AFL-NFL merger.

**2014 Season:** Has started all four games at SS and is tied for the team lead with 35 tackles (29 solo)...Also has recorded a pass defended and a tackle on special teams.

► **at Seattle Seahawks (9/4):** Appeared on all 70 defensive snaps and tied for the team lead with eight tackles (six solo).

► **vs. N.Y. Jets (9/14):** One of two defensive players to play all 71 snaps (A.J. Hawk)...Led the team with 10 tackles (eight solo) and added a pass defended and a tackle on special teams...Helped limit the Jets to 166 net passing yards.

► **at Detroit Lions (9/21):** Played all 75 defensive snaps and registered four tackles (three solo).

► **at Chicago Bears (9/28):** Tied for the team lead with a season-high 13 tackles (12 solo).

### **24 Jarrett Bush, CB, 9th Year, Utah State**

- Tallied a double-digit tackle total on special teams for seven consecutive seasons (2006-12), becoming the first Packer to accomplish that feat since the statistic began being recorded by the team in 1976.
- Played in all 16 games for five straight seasons (2008-12), and saw a streak of 92 consecutive games played (including playoffs) snapped when he suffered a hamstring injury in Week 2 last season.
- Has been voted by teammates as a playoff captain each of the last four postseasons, earning selection each time as one of the two representatives for the special teams units.

**2014 Season:** Has played in all four games, seeing time on defense and special teams...Is tied for the team lead with four special teams tackles and has added one tackle on defense.

► **at Seattle Seahawks (9/4):** Saw 19 snaps on special teams, which was tied for the second most on the team...Recorded two tackles on special teams.

► **vs. N.Y. Jets (9/14):** Played a team-high 23 snaps on special teams and also five snaps as the dime back.

► **at Detroit Lions (9/21):** Recorded a tackle on special teams, bringing down WR Jeremy Ross at the Detroit 17 on the opening kickoff of the game...Appeared on a team-high 19 plays on special teams.

► **at Chicago Bears (9/28):** Posted a solo tackle on defense and a tackle on special teams, bringing down WR Rashad Ross down at the Chicago 14 on a fourth-quarter kickoff return.

### **21 Ha Ha Clinton-Dix, S, Rookie, Alabama**

• Was a consensus All-America selection in 2013 as a junior, earning first-team recognition from *The Associated Press*, the Football Writers Association of America and *Sporting News*.

• Played in 38 games with 20 starts in his three seasons at Alabama and registered 100 tackles (58 solo), including four tackles for a loss, seven interceptions, a forced fumble and 17 passes defended.

• Led the Southeastern Conference with a career-high five INTs as a sophomore in 2012.

**2014 Season:** Has played in all four games and has recorded 14 tackles (10 solo), a sack, an interception, three passes defended and two QB hits...Also has posted a fumble recovery and a tackle on special teams.

► **at Seattle Seahawks (9/4):** Saw 40 snaps on defense and 19 on special teams in his pro debut, and made an impact in both phases...Became the first Packer (since 1982) to register a sack and a fumble recovery in his NFL debut...Chased down QB Russell Wilson for a zero-yard sack on Seattle's opening drive...Later in the quarter, recovered a fumble at the Seattle 34 after Seahawks S Earl Thomas muffed the catch on a Tim Masthay punt, a turnover that helped set up FB John Kuhn's 2-yard TD run...Finished the game with six tackles (four solo) and a pass defended.

► **vs. N.Y. Jets (9/14):** Appeared on 56 snaps, seeing even more significant action in the second half after FS Micah Hyde departed with a knee injury in the third quarter...Registered a solo tackle and helped limit the Jets to 166 net passing yards...Added a tackle on punt coverage.

► **at Detroit Lions (9/21):** Posted the first interception of his NFL career, picking off a Matthew Stafford pass late in the first quarter at the Green Bay 17...Picked off the deep pass down the left sideline intended for WR Corey Fuller, one that deflected off of Fuller and CB Davon House, and then returned it 9 yards to the Green Bay 26 with a 15-yard penalty tacked on for a low block by RB Joique Bell...The takeaway would result in seven points as the offense drove 59 yards in nine plays and capped off the drive with a 10-yard pass from QB Aaron Rodgers to TE Andrew Quarless...With the INT, he became the first Green Bay rookie defensive back to register an interception, a sack and a fumble recovery (since 1982) in his first three NFL games...Added two tackles (one solo) and an additional pass defended.

► **at Chicago Bears (9/28):** Played 58 snaps and registered five solo tackles...Made a tackle of TE Martellus Bennett after an 8-yard reception at the Green Bay 1 on the final play of the first half as time expired.

### **18 Randall Cobb, WR, 4th Year, Kentucky**

• Was limited to just six games in 2013 due to a knee injury. Through Week 6, led the team in receptions with 29 and ranked No. 2 in receiving yards with 378.

• Set a franchise single-season record with a league-high 2,342 combined net yards in 2012, topping the previous team mark of 2,250 yards by RB Ahman Green in 2003.

• With 954 receiving yards and 964 kickoff return yards in 2012, became the first player in NFL history to post 900-plus yards in each category in the same season.

• Ranked No. 2 in the NFL in kickoff return average (27.7) in 2011, setting a franchise rookie record with 941 kickoff return yards on the season.

**2014 Season:** Has started all four games and has 21 catches for 239



yards (11.4 avg.) and a team-high five TDs...Is tied with three other players for the league lead in TD catches...Has returned three punts for 30 yards (10.0 avg.).

► **at Seattle Seahawks (9/4):** Finished with six receptions for 58 yards (9.7 avg), including a 3-yard TD grab in the fourth quarter...Handled punt-return duties, but did not have any returns (two fair catches).

► **vs. N.Y. Jets (9/14):** Caught two TD passes, his third straight regular-season game with a TD catch and his second two-TD game over that span...The first score came with six seconds remaining in the first half when he hauled in a 6-yard pass from Rodgers...The second, which came with just under six minutes remaining in the third quarter, was a 1-yard grab that put the Packers up 22-21...Caught a pass from Rodgers on the next play for the two-point conversion, Green Bay's first since Sept. 9, 2012, vs. San Francisco (Rodgers-Jordy Nelson pass).

► **at Detroit Lions (9/21):** Appeared on 44 plays and caught three passes for 29 yards (9.7 avg.)...Posted a season-long 22-yard punt return early in the first quarter.

► **at Chicago Bears (9/28):** Played all 52 offensive snaps and caught seven passes for 113 yards (16.1 avg.) and two TDs, his third game with two TD catches in the last five contests...Had a game-long 46-yard grab down to the Chicago 2 in the fourth quarter...Made the catch over the middle at the Chicago 33 before evading CB Kyle Fuller with a fake and taking it down the sideline to the 2-yard line...Went over the 2,000-yard receiving mark for his career on the 46-yarder...Hauled in a 22-yard TD grab over CB Isaiah Frey in the end zone late in the first half to give Green Bay a 21-17 edge, a lead they would never relinquish...Also caught a 3-yard TD pass early in the fourth quarter, bringing his season total to five TD catches, the first Packer to catch five TD passes in the first four games of a season since Billy Howton and Gary Knefelc both did so in 1956...Joined Jordy Nelson as they became the first Green Bay players to both register 100 receiving yards and two TD catches in the same game since Carroll Dale and Boyd Dowler hit those marks vs. the St. Louis Cardinals on Dec. 21, 1969.

## **2 Mason Crosby, K, 8th Year, Colorado**

• Set an NFL record with 903 points in his first seven seasons (2007-13), topping the previous league record held by Indianapolis K Mike Vanderjagt (874, 1998-2004).

• With 927 career points, ranks No. 2 on the all-time franchise scoring list behind only K Ryan Longwell (1,054).

• Is one of only three players in NFL history to register three or more 140-point seasons (Stephen Gostkowski, David Akers).

• Has kicked the six longest field goals in franchise history (58-yarder in 2011, two 57-yarders in 2013, 56-yarders in 2010 and 2011, 55-yarder in 2014).

• Set a franchise record with 23 consecutive field goals made (Week 13, 2010-Week 12, 2011), topping Chris Jacke's mark of 17 straight in 1993.

**2014 Season:** Has converted five of his six field-goal attempts and all nine extra points...Has connected on both of his attempts from 50-plus yards (55, 53), tied for No. 1 in the NFL...Has recorded 12 touchbacks on 20 kickoffs.

► **at Seattle Seahawks (9/4):** Connected on his lone field-goal attempt of the evening, a 23-yarder in the second quarter, to bring his streak of consecutive regular-season field goals made to 15 (ties Chris Jacke, 1989-90, for the third-longest streak in franchise history)...Also marked his franchise-record 16th straight regular-season game with at least one field goal, surpassing Longwell's record of 15 (2004-05)...Added two touchbacks on four kickoffs.

► **vs. N.Y. Jets (9/14):** Made all three of his field-goal attempts, bringing his streak of consecutive FGs made in the regular season to 18, the second-longest streak in franchise history behind only his own streak of 23 straight from 2010-11...Drilled a 55-yard FG in the second quarter, the longest by a Green Bay player ever at Lambeau Field...It was his 20th FG of 50-plus yards, further extending his team record...Also extended his franchise record by making at least one FG in his 17th consecutive game.

► **at Detroit Lions (9/21):** Saw his team-record streak of 17 consecutive games with a field goal come to an end as his only points came on a first-quarter extra point...Did not have any field-goal attempts for the first time since Week 1 of 2013...Registered one touchback on two kickoffs.

► **at Chicago Bears (9/28):** Scored eight points, drilling a 53-yard field goal early in the third quarter and all five of his extra points...Saw his streak of consecutive field goal made come to an end at 19 straight, the second-longest streak in team history, when his 38-yard attempt in the fourth quarter was blocked by DE Willie Young...Posted a season-high five touchbacks on seven kickoffs.

## **76 Mike Daniels, DT, 3rd Year, Iowa**

• Emerged as a force in his second season in 2013, tying for sixth in the NFL among DTs with 6.5 sacks, the most in a season by a Green Bay defensive lineman since DT B.J. Raji posted the same total in 2010.

• Appeared in 14 games as a rookie in 2012 and finished with 19 tackles (11 solo), two sacks, a team-high two fumble recoveries (one for a TD) and a pass defended.

**2014 Season:** Has started all four games and leads the defensive line with 19 tackles (12 solo), a sack, three QB hits and three pressures.

► **at Seattle Seahawks (9/4):** Started at RDE and registered a career-high eight tackles (five solo), which was tied for the team lead.

► **vs. N.Y. Jets (9/14):** Started at DT and led the defensive line with six tackles (five solo) and a sack...Added a team-high three QB hits and two pressures...Brought down RB Chris Johnson for a 6-yard loss on a carry at the end of the first quarter...Posted a QB hit on Geno Smith as his pass intended for TE Zach Sudfeld came up short and was intercepted by CB Tramon Williams at the Green Bay 3 late in the first half, a turnover that led to seven points as the Packers cut the Jets' lead to 21-16 at the half...Registered his first sack of the season on New York's final drive as he beat LG Brian Winters with an inside move and brought Smith down for a 7-yard loss despite being held by Winters on the play.

► **at Detroit Lions (9/21):** Started at RDE and registered five tackles (two solo) and a pressure...Appeared on 47 plays, helping limit the Lions to an average of 3.0 yards per carry (115 yards on 38 attempts).

► **at Chicago Bears (9/28):** Started at RDE and appeared on 38 snaps.

## **91 Jayrone Elliott, LB, Rookie, Toledo**

• Led the NFL with five sacks in the preseason, highlighted by a three-sack effort at St. Louis (Aug. 16).

• Earned first-team All-Mid-American Conference honors as a senior in 2013 after recording 70 tackles (43 solo) and team highs in tackles for a loss (14), sacks (nine) and forced fumbles (five).

**2014 Season:** Has played in two games and was inactive for two others.

► **at Seattle Seahawks (9/4) - vs. N.Y. Jets (9/14):** Inactive (healthy scratch).

► **at Detroit Lions (9/21):** Made his NFL debut, appearing on 15 plays on special teams.

► **at Chicago Bears (9/28):** Played on defense and special teams, seeing the first action of his career on defense...Appeared on 14 defensive snaps and posted a solo tackle.

## **10 Matt Flynn, QB, 7th Year, Louisiana State**

• Played for the Packers and the Raiders in 2013, starting a career-high five games on the season, with four of those starts coming with Green Bay (Weeks 13-16).

• Led the Packers to a 37-36 win last season at Dallas in Week 15 after trailing 26-3 at the half, matching the largest comeback in franchise history (23 points vs. Los Angeles Rams, Sept. 12, 1982).

• Served as the No. 2 quarterback for Green Bay behind Aaron Rodgers from 2008-11.

• Threw for 480 yards and six TDs for Green Bay in the 2011 season finale vs. Detroit, franchise records at the time that were later matched by Rodgers.

**2014 Season:** Has served as the No. 2 quarterback for all four games,

but has not seen any action.

► **at Seattle Seahawks (9/4) - at Chicago Bears (9/28):** Dressed as the No. 2 QB, but did not play.

### **61 Brett Goode, LS, 7th Year, Arkansas**

- One of only two Packers (K Mason Crosby) to appear in all 100 regular-season games since 2008.
- Has snapped for all six of the longest field goals in franchise history (all by Crosby).
- Has registered 12 tackles on special teams and a fumble recovery during his career.
- Was originally signed as injury replacement for rookie LS J.J. Jansen following the 2008 preseason finale.

**2014 Season:** Has played in all four games, handling snapping duties for all punts and placements.

► **at Seattle Seahawks (9/4):** Handled snapping duties for all punts and placements.

► **vs. N.Y. Jets (9/14):** Handled snapping duties, including for Crosby's 55-yard field goal in the second quarter, the longest ever by a Green Bay player at Lambeau Field...Helped P Tim Masthay post a career-best (min. four punts) net punting average of 46.5, also the third-best mark in team history (since 1976).

► **at Detroit Lions (9/21):** Helped Masthay register a 43.0-yard gross average and a 39.8-yard net average on his five punts, including two placed inside the 20.

► **at Chicago Bears (9/28):** Held for Crosby's 53-yard FG in the third quarter and all five of his extra points.

### **39 Demetri Goodson, CB, Rookie, Baylor**

- Earned honorable mention All-Big 12 recognition as a senior in 2013, appearing in 11 games with 10 starts and recording career highs in tackles (26), interceptions (three) and passes defended (16).
- Played in just eight games during his first two seasons at Baylor (2011-12), sustaining season-ending injuries both of those years.
- Played basketball for three seasons (2008-11) at Gonzaga, starting 68 of 69 games in his final two years for the Zags.

**2014 Season:** Has been inactive for all four games.

► **at Seattle Seahawks (9/4):** Inactive due to a concussion sustained in the preseason finale vs. Kansas City (Aug. 28).

► **vs. N.Y. Jets (9/14):** Returned to practice during the week, but was inactive (healthy scratch).

► **at Detroit Lions (9/21):** Inactive (healthy scratch).

► **at Chicago Bears (9/28):** Inactive (healthy scratch).

### **98 Letroy Guion, DT, 7th Year, Florida State**

- Signed with Green Bay as a free agent in March 2014 after spending his first six seasons in the league with the Minnesota Vikings, where he appeared in 68 games with 31 starts.
- Started all 28 games he appeared in for the Vikings over the past two seasons (2012-13), recording 72 tackles (32 solo) and three sacks over that span.
- Was the only Viking to block a field goal in both 2011 and 2012 (49-yard attempt vs. Oakland, Nov. 20, 2011; 43-yard attempt vs. San Francisco, Sept. 23, 2012).

**2014 Season:** Has started all four games and has registered 14 tackles (seven solo).

► **at Seattle Seahawks (9/4):** Started at NT in his Green Bay debut, appearing on 36 plays, and recorded three tackles (one solo).

► **vs. N.Y. Jets (9/14):** Started at DT and registered five tackles (two solo), the second most on the defensive line.

► **at Detroit Lions (9/21):** Started at NT and matched his season high with five tackles (three solo), including a tackle for a loss...Helped limit the Lions to an average of 3.0 yards per carry (115 yards on 38 attempts).

► **at Chicago Bears (9/28):** Started at NT and appeared on 28 plays...Brought RB Matt Forte down for a 3-yard loss on a first-quarter run on a

first-and-goal from the Green Bay 3.

### **26 DuJuan Harris, RB, 2nd Year, Troy**

• Spent the 2013 season on injured reserve after reinjuring his knee in a preseason game vs. Seattle on Aug. 23.

• Played in the final four regular-season games and both playoff contests for Green Bay in 2012 after originally joining the team as a member of the practice squad on Oct. 24.

• In six games in 2012 (including playoffs), rushed for 257 yards and four TDs on 62 carries (4.1 avg.), with nine catches for 81 yards (9.0 avg.). Posted rushing TDs in both of Green Bay's playoff games that season, tying a team record for most consecutive playoff games with a rushing TD. **2014 Season:** Has played in all four games, returning seven kickoffs for 169 yards (24.1 avg.)...Ranks No. 9 in the NFL in kickoff-return average...Also has carried four times for 9 yards (2.3 avg.) and has one reception for 11 yards.

► **at Seattle Seahawks (9/4):** Returned two kickoffs for 40 yards (20.0 avg.) and had one carry for 7 yards.

► **vs. N.Y. Jets (9/14):** Returned two kickoffs for 58 yards (29.0 avg.), highlighted by a career-long 41-yard return in the second quarter...Also had an 11-yard reception.

► **at Detroit Lions (9/21):** Returned two kickoffs for 51 yards (25.5 avg.) and had a season-high three carries for 2 yards (0.7 avg.).

► **at Chicago Bears (9/28):** Had two kickoff returns for 47 yards (23.5 avg.).

### **50 A.J. Hawk, LB, 9th Year, Ohio State**

• Ranks No. 1 in franchise history (since 1975) with 1,060 tackles, having surpassed John Anderson (1,020 from 1978-89) for the team mark in the 2013 regular-season finale.

• Has posted 100-plus tackles in four consecutive seasons (2010-13) and in seven of his eight years in the NFL (2006-08, 2010-13).

• Has led the team in tackles five times during his career (2006, 2008, 2010, 2012-13), which ties LB Nick Barnett for the franchise record (since 1975).

• Has appeared in 130 of a possible 132 regular-season games in his eight-plus seasons (2006-14), starting 127 of them.

**2014 Season:** Has started all four games and is tied for the team lead with 35 tackles (25 solo)...Has added two QB hits and two pressures.

► **at Seattle Seahawks (9/4):** Started at BLB and led the linebackers with seven tackles (five solo)...Added a QB hit and a pressure.

► **vs. N.Y. Jets (9/14):** Started at MLB as the defense opened in a 4-3 alignment and tied for the lead among linebackers with nine tackles (four solo)...Added a QB hit and a pressure.

► **at Detroit Lions (9/21):** Started at BLB and posted six tackles (all solo).

► **at Chicago Bears (9/28):** Started at BLB and played all 78 defensive snaps...Tied for the team lead with 13 tackles (10 solo).

### **29 Casey Hayward, CB, 3rd Year, Vanderbilt**

• Burst onto the scene in 2012, leading all NFL rookies with his team-high six INTs and finishing third in the voting for Defensive Rookie of the Year by *The Associated Press*.

• Became the first Green Bay CB ever to be named to the *Pro Football Weekly*/PFWA All-Rookie team (est. 1974) and was chosen as the league's Defensive Rookie of the Year by ProFootballFocus.com.

• Battled a nagging hamstring injury that limited him to just three games in 2013.

**2014 Season:** Has played in all four games, seeing time on defense and special teams...Has recorded six tackles (five solo) on defense, including a tackle for a loss.

► **at Seattle Seahawks (9/4):** Registered two solo tackles on defense.

► **vs. N.Y. Jets (9/14):** Played 11 snaps on special teams.

► **at Detroit Lions (9/21):** Appeared on 17 defensive snaps, seeing increased time in the second half as the nickel back with CB Davon House

sidelined (cramps), and made a solo tackle...Came from the slot to bring down RB Joique Bell for a 1-yard loss on a run near the end of the third quarter.

►**at Chicago Bears (9/28):** Played a season-high 26 defensive snaps and recorded a season-best three tackles (two solo).

### **31 Davon House, CB, 4th Year, New Mexico State**

- Appeared in all 16 games in 2013 and posted career highs in every statistical category, posting personal bests in tackles (32) and solo tackles (26).

- Recorded his first career INT and tied previous career highs with 13 passes defended and a sack.

- Also emerged as a more consistent contributor on special teams in 2013, leading the club with a career-high 12 tackles on the coverage units.

**2014 Season:** Has played in all four games with one start, seeing time on defense and special teams...Has recorded seven tackles (six solo), an interception and three passes defended...Ranks No. 3 on the team with two tackles on special teams.

►**at Seattle Seahawks (9/4):** Played 18 snaps on special teams...Charged down the field to cover a Tim Masthay punt in the first quarter and was blocked into the returner, S Earl Thomas, as Thomas muffed the catch and S Ha Ha Clinton-Dix recovered the fumble at the Seattle 34.

►**vs. N.Y. Jets (9/14):** Saw significant action on defense as the third CB, appearing on 30 snaps, and registered three tackles (two solo) and two passes defended...With the Packers leading 24-21 in the third quarter, broke up a Geno Smith pass intended for WR Jeremy Kerley on third-and-6 at the Green Bay 34, forcing the Jets to settle for a field goal.

►**at Detroit Lions (9/21):** Registered his first interception of the season and the second of his career when he picked off QB Matthew Stafford early in the second quarter...Ran with WR Calvin Johnson down the right sideline and extended to make a diving grab of Stafford's pass near the goal line as his momentum carried him into the end zone...The play was originally ruled a touchback before it was overturned on replay review and House was ruled down at the Green Bay 1...Added three solo tackles on defense and a season-high two tackles on special teams...Left the game in the third quarter due to cramping but later returned.

►**at Chicago Bears (9/28):** Got the start as the defense opened up in its nickel package...Posted his first career forced fumble when he punched the ball loose from WR Alshon Jeffery on an end-around in the third quarter, but the ball went out of bounds at the Chicago 32.

### **33 Micah Hyde, DB, 2nd Year, Iowa**

- Appeared in all 16 games with three starts as a rookie in 2013 and posted 54 tackles (38 solo), four passes defended, a sack and a forced fumble.

- Led all of the club's rookies in tackles, solo tackles, passes defended and forced fumbles.

- Posted a 12.3-yard punt return average in 2013 (No. 5 in the NFL), and a 93-yard TD return at Minnesota in Week 8 that is tied for the fourth-longest in team history.

**2014 Season:** Has started all four games at FS and has registered 18 tackles (13 solo) and a pass defended...Has returned four kickoffs for 96 yards (24.0 avg.) and one punt for 8 yards.

►**at Seattle Seahawks (9/4):** Started at FS, his first pro start at safety, and posted four tackles (two solo).

►**vs. N.Y. Jets (9/14):** Started for the second straight game, but departed in the third quarter due to a knee injury sustained on his punt return...Recorded three solo tackles on defense and had an 8-yard punt return.

►**at Detroit Lions (9/21):** Started at FS and led the safeties with six tackles (five solo)...Added a pass defended.

►**at Chicago Bears (9/28):** Started and appeared on 34 defensive snaps, registering five tackles (three solo)...Returned two kickoffs for 47 yards (23.5 avg.).

### **83 Jeff Janis, WR, Rookie, Saginaw Valley State**

- Finished his career at Saginaw Valley State as the school's all-time leader in receptions (241), receiving yards (4,274) and receiving TDs (46).

- Was twice named the Great Lakes Intercollegiate Athletic Conference's Offensive Back of the Year, earning the award as a junior and senior.

- As a senior in 2013, caught 83 passes for 1,572 yards (18.9 avg.) and 14 TDs, including a career-high eight 100-yard receiving games.

**2014 Season:** Has played in one game and was inactive for the other three contests.

►**at Seattle Seahawks (9/4) - at Detroit Lions (9/21):** Inactive (healthy scratch).

►**at Chicago Bears (9/28):** Made his NFL debut, seeing time on one offensive play and five special teams plays.

### **59 Brad Jones, LB, 6th Year, Colorado**

- Started 22 games over the past two seasons (2012-13) at ILB after making the transition from OLB prior to the start of the 2012 campaign.

- In 2013, entered the season as a starter for the first time since 2010 and opened a career-high 12 games at "Mack" LB.

- Finished the season third on the team with 98 tackles (73 solo), three sacks, two passes defended, a forced fumble and the first fumble recovery of his career.

**2014 Season:** Has played in one game and has recorded six tackles (four solo).

►**at Seattle Seahawks (9/4):** Started at MLB and registered six tackles (four solo).

►**vs. N.Y. Jets (9/14):** Did not practice during the week and was inactive due to a quadriceps injury.

►**at Detroit Lions (9/21):** Inactive for the second straight game due to the quadriceps injury.

►**at Chicago Bears (9/28):** Inactive for the third straight contest (quadriceps).

### **95 Datone Jones, DE, 2nd Year, UCLA**

- One of four Packers rookies to appear in all 16 games as a rookie in 2013, joining T David Bakhtiari, S Chris Banjo and CB Micah Hyde.

- Finished with 19 tackles (10 solo), 3½ sacks and a fumble recovery. Also blocked an extra-point attempt on special teams.

- His sack total led all Packers rookies and he was one of only two Green Bay rookies to recover a fumble.

**2014 Season:** Has played in all four games, starting two of them, and has posted 12 tackles (nine solo), a sack, three QB hits and two pressures.

►**at Seattle Seahawks (9/4):** Opened at LDE, his first career NFL start, and recorded a career-high five tackles (four solo).

►**vs. N.Y. Jets (9/14):** Played 25 snaps on defense and registered three tackles (two solo), a QB hit and a pressure.

►**at Detroit Lions (9/21):** Started at LDE and recorded two tackles (one solo), a QB hit and a pressure...Helped limit the Lions to an average of 3.0 yards per carry (115 yards on 38 attempts).

►**at Chicago Bears (9/28):** Appeared on 32 defensive plays and posted two solo tackles and a sack, bringing QB Jay Cutler down for a 4-yard loss on a third-and-1 in the fourth quarter...Came up the middle and beat C Brian de la Puente for the sack.

### **30 John Kuhn, FB, 9th Year, Shippensburg**

- Has played in 111 games with the Packers since 2007, the most by an offensive player on the team over that span.

- Selected to the Pro Bowl in 2011, he became the first Green Bay fullback to be honored since William Henderson in 2004.

- Also earned second-team All-Pro recognition from *The Associated Press* in '11.

- Has played in 111 of 116 games (122 of 127 including playoffs) during his seven-plus seasons in Green Bay.

- Has scored a touchdown each of the last five postseasons (2009-13), the only player in the NFL to accomplish the feat over that span.

**2014 Season:** Has played in all four games, rushing twice for 5 yards (2.5 avg.) and a TD...Also has one reception for 5 yards...Has recorded a tackle on special teams.



► **at Seattle Seahawks (9/4):** Saw eight plays on offense and eight on special teams, scoring on a 2-yard run up the middle late in the first quarter to put the Packers up 7-3.

► **vs. N.Y. Jets (9/14):** Had a 3-yard carry, a 5-yard reception and added a tackle on punt coverage.

► **at Detroit Lions (9/21):** Saw limited action on offense and special teams.

► **at Chicago Bears (9/28):** Saw limited time on offense and special teams.

### **27 Eddie Lacy, RB, 2nd Year, Alabama**

- Set franchise rookie records in 2013 for rushing yards (1,178), rushing TDs (11) and rushing attempts (284), and tied the team rookie mark for 100-yard rushing games (four).

- Was named the NFL Offensive Rookie of the Year by *The Associated Press*, joining RB John Brockington (1971) as the only Packers to win the award since its inception in 1957.

- Was selected to the Pro Bowl as an injury replacement for Vikings RB Adrian Peterson, the first Green Bay rookie RB to be named to the all-star game since Brockington in '71.

- Led all NFL rookies in rushing yards in 2013 and finished No. 8 in the league among all players.

**2014 Season:** Has started all four games and leads the team with 53 carries for 161 yards (3.0 avg.) and a TD...Also has seven receptions for 49 yards (7.0 avg.).

► **at Seattle Seahawks (9/4):** Started in the season opener for the second straight year and rushed for 34 yards on 12 carries (2.8 avg.)...Added three receptions for 11 yards (3.7 avg.)...Left the game early in the fourth quarter due to a concussion.

► **vs. N.Y. Jets (9/14):** Was back in the starting lineup after sustaining a concussion in Week 1, and paced the team with 43 rushing yards on 13 carries (3.3 avg.)...Added two receptions for 18 yards (9.0 avg.).

► **at Detroit Lions (9/21):** Rushed for 36 yards on 11 carries (3.3 avg.), highlighted by a season-long 17-yarder up the middle in the fourth quarter...Added a 9-yard reception.

► **at Chicago Bears (9/28):** Picked up 48 yards on 17 carries (2.8 avg.) and scored his first TD of the season, opening up the scoring for Green Bay with a 2-yard plunge in the first quarter...Played 50 of 52 offensive snaps and added an 11-yard reception.

### **70 T.J. Lang, G, 6th Year, Eastern Michigan**

- Has started 51 games since 2011, which is tied for No. 1 on the team over that span (CB Tramon Williams).

- In his first three seasons as a starter (2011-13), helped the Packers rank No. 3 in the NFL in scoring (29.4 ppg), No. 6 in total offense (388.2 ypg) and No. 4 in passing offense (275.9 ypg) over that span.

- Has started 53 games as a pro, opening contests at four different positions (27 at LG, 20 at RG, five at RT, two at LT).

- Saw the first action of his career at center in 2013 and has now played all five positions in a game during his NFL career.

**2014 Season:** Has started all four games at RG.

► **at Seattle Seahawks (9/4):** Started at RG and played all 62 snaps.

► **vs. N.Y. Jets (9/14):** Played all 71 snaps and protected QB Aaron Rodgers as he threw for 346 yards, the most registered by a QB against the Jets since Saints QB Drew Brees threw for 382 last season in Week 9.

► **at Detroit Lions (9/21):** Started at RG and appeared on all 53 offensive snaps.

► **at Chicago Bears (9/28):** Appeared on all 52 snaps and helped protect Rodgers as he threw for 302 yards and four TDs on 22-of-28 passing for a 151.2 passer rating, the second-best single-game mark of Rodgers' career (min. 20 attempts) and the fourth-best rating in franchise history... Part of a line that allowed just one sack for zero yards on the afternoon and helped the offense score on six of seven possessions.

### **57 Jamari Lattimore, LB, 4th Year, Middle Tenn. State**

- Has evolved into one of the club's core players on special teams, having played in 29 games over the past two seasons (2012-13) and posted 15 coverage tackles, two onside kick recoveries and a blocked punt over that span.

- Was voted as one of six postseason captains by his teammates on the eve of the 2012 playoffs, joining CB Jarrett Bush as the two representatives for the special-teams units.

- Made the transition from outside linebacker as a rookie in 2011 to the inside in 2012 and continues to provide depth at both positions.

**2014 Season:** Has played in four games with three starts...Ranks No. 3 on the team with 26 tackles (15 solo).

► **at Seattle Seahawks (9/4):** Appeared on a team-high 25 plays on special teams.

► **vs. N.Y. Jets (9/14):** Started at LOLB as the Packers opened in a 4-3 alignment, his second start in the last three regular-season games (Week 17 at Chicago last season)...Tied for the lead among linebackers with nine tackles (five solo).

► **at Detroit Lions (9/21):** Started at MLB and led the team with a season-high 11 tackles (eight solo)...Left the game in the third quarter (cramps) but did return.

► **at Chicago Bears (9/28):** Started for the third straight week and finished third on the team with six tackles (two solo)...Played 64 defensive snaps.

### **63 Corey Linsley, C, Rookie, Ohio State**

- Was named first-team All-Big Ten by both the coaches and the media as a senior in 2013, helping the Buckeyes rank No. 5 in the nation in rushing (308.6 yards per game).

- One of five team captains, he was part of an Ohio State line that helped the team set school records for points scored (637), yards per carry (6.8), touchdowns (87) and TD passes (38) in '13.

**2014 Season:** Has started all four games at center.

► **at Seattle Seahawks (9/4):** Became the first Green Bay rookie to open at C in Week 1 since the 1970 AFL-NFL merger...Became the first NFL rookie drafted in the fifth round or later to start at center in the season opener since Philadelphia's Jason Kelce in 2011...Appeared on all 62 offensive snaps.

► **vs. N.Y. Jets (9/14):** Played all 71 snaps and protected QB Aaron Rodgers as he threw for 346 yards, the most posted by a QB against the Jets since Saints QB Drew Brees threw for 382 last season in Week 9.

► **at Detroit Lions (9/21):** Started at C and appeared on all 53 offensive snaps.

► **at Chicago Bears (9/28):** Appeared on all 52 snaps and helped protect Rodgers as he threw for 302 yards and four TDs on 22-of-28 passing for a 151.2 passer rating, the second-best single-game mark of Rodgers' career (min. 20 attempts) and the fourth-best rating in franchise history... Part of a line that allowed just one sack for zero yards on the afternoon and helped the offense score on six of seven possessions.

### **8 Tim Masthay, P, 5th Year, Kentucky**

- Ranks No. 1 in team history (min. 150 attempts) in both career gross punting average (44.3) and career net punting average (38.6).

- Set a franchise record (since 1976) with a 38.95-yard net punting average in 2013, and now holds the top four single-season marks (2010-13) in team annals.

- Holds two of the top four single-season gross punting averages in team history (44.6 in 2013).

- Ranks No. 2 in team annals (since 1976) for the most career punts placed inside the 20 with 103, trailing only Craig Hentrich's mark of 104.

**2014 Season:** Has registered a 43.5-yard gross average and a net average of 41.2 yards on 13 punts this season...Ranks No. 10 in the league in net punting average through Week 3.

► **at Seattle Seahawks (9/4):** Punted four times on the evening and posted a 38.3-yard gross average and a net average of 37.5...Booted a



57-yarder in the fourth quarter and placed one punt inside the 20...Also kicked off once on the evening.

►**vs. N.Y. Jets (9/14):** Posted a career-best (min. four punts) net punting average of 46.5 yards, topping his previous high of 46.2 yards at Kansas City on Dec. 18, 2011...The 46.5-yard net average was also the third-best mark in team history (since 1976)...Had a 49.3-yard gross average on his four punts.

►**at Detroit Lions (9/21):** Punted five times and recorded a gross average of 43.0 and a net average of 39.8...Placed two punts inside the 20.

►**at Chicago Bears (9/28):** Did not have any punts on the afternoon, the second straight season he has had a game with zero punts (at Minnesota, Oct. 27, 2013).

## **52 Clay Matthews, LB, 6th Year, Southern California**

- Ranks fifth in franchise history with 51.0 career sacks.
- Became the first player in franchise history to earn Pro Bowl recognition in each of his first four seasons in the league (2009-12).
- Is the only player in franchise history to score a defensive TD (interception or fumble return) in each of his first three seasons in the league.
- Named first-team All-Pro by *The Associated Press* in 2010, the first Green Bay LB to earn that honor since Tim Harris in 1989. Finished second to Pittsburgh safety Troy Polamalu in the AP's Defensive Player of the Year voting in 2010.

**2014 Season:** Has started all four games and has recorded 15 tackles (10 solo), a sack, an interception, a forced fumble, three passes defended, two QB hits and a team-high five pressures.

►**at Seattle Seahawks (9/4):** Brought down WR Percy Harvin for a 2-yard loss on a short pass early in the second quarter, also forcing a fumble on the play, one that Harvin recovered...Finished the game with five tackles (three solo) and a pressure.

►**vs. N.Y. Jets (9/14):** Started at ROLB as the Packers opened in a 4-3 alignment and registered five tackles (four solo), a sack, a pass defended, a QB hit and two pressures...Came free from the right side early in the fourth quarter and batted down a Geno Smith pass...On the Jets' next series, chased down QB Michael Vick for a 3-yard sack.

►**at Detroit Lions (9/21):** Started at LOLB and posted four tackles (three solo), a QB hit, two pressures and a pass defended...Left the game in the fourth quarter due to a groin injury and did not return.

►**at Chicago Bears (9/28):** Registered his first interception since Dec. 25, 2011 (vs. Chicago), picking off a Jay Cutler pass in the third quarter that was deflected by CB Tramon Williams...The pass, intended for WR Josh Morgan near the 20-yard line, bounced back to Matthews at the Green Bay 25 and was returned 40 yards by him down the left sideline to the Chicago 35...The turnover resulted in seven points for Green Bay as QB Aaron Rodgers connected with WR Jordy Nelson on an 11-yard TD pass six plays later.

## **55 Andy Mulumba, LB, 2nd Year, Eastern Michigan**

- Appeared in 14 games with three starts as a rookie in 2013, recording 34 tackles (17 solo), a sack and a fumble recovery.
- One of three rookie free agents to make the opening-day roster last season, he was tied with CB Micah Hyde for the most starts by a Green Bay rookie on the defensive side of the ball with three.
- Was tied for No. 6 on the team with five tackles on special teams in 2013.

**2014 Season:** Appeared in the first two games on special teams and registered one tackle...Was placed on season-ending injured reserve on Sept. 19 due to a knee injury.

►**at Seattle Seahawks (9/4):** Saw seven snaps on special teams.

►**vs. N.Y. Jets (9/14):** Appeared on 21 plays on special teams...Brought WR Jalen Saunders down for no gain at the New York 36 on a fourth-quarter punt...Sustained a significant knee injury, one that would end his season, in the fourth quarter covering the next Tim Masthay punt.

## **96 Mike Neal, LB/DE, 5th Year, Purdue**

• Made the move from DE to a hybrid OLB/DE role in 2013 and established personal bests for games played (16), starts (10), tackles (61), solo tackles (39), sacks (five) and INTs (one).

• Appeared in 11 games in 2012, finishing with 18 tackles (10 solo) and ranking second on the team behind LB Clay Matthews with 4½ sacks.

**2014 Season:** Has played in all four games with one start and has registered 15 tackles (eight solo), a sack, three QB hits and four pressures.

►**at Seattle Seahawks (9/4):** Registered five tackles (three solo) and two pressures.

►**vs. N.Y. Jets (9/14):** Started at RDE as the defense opened in a 4-3 alignment...Posted three tackles (two solo), two QB hits and a pressure.

►**at Detroit Lions (9/21):** Posted his first sack of the season, bringing down QB Matthew Stafford for a 2-yard loss on a third down in the second quarter to force the Lions to settle for a field goal...On the play, ran a stunt with LB Clay Matthews and beat LT Riley Reiff before chasing Stafford down from behind at the Green Bay 12...Finished with five tackles (three solo) and a pressure.

►**at Chicago Bears (9/28):** Appeared on 39 defensive snaps and posted two solo tackles.

## **87 Jordy Nelson, WR, 7th Year, Kansas State**

• Posted a career-high 85 catches for a career-best 1,314 yards (15.5 avg.) last season, becoming just the fourth player in franchise history to register 85-plus receptions and 1,300-plus receiving yards in the same season.

• Led the NFL with 19 catches of 25-plus yards in 2013, the most by a Green Bay player since STATS LLC began recording the statistic in 1994.

• Ranks No. 7 in the league with 33 TD catches since 2011 and ranks No. 5 in the NFL (min. 125 receptions) over that span with a 16.1-yard receiving average.

**2014 Season:** Has started all four games and leads the team in receptions (33) and receiving yards (459)...Leads the NFL in both receptions and receiving yards...Has caught three TD passes and has posted three games with nine-plus receptions.

►**at Seattle Seahawks (9/4):** Started and led the team with nine receptions for 83 yards (9.2 avg.), the most catches he has posted in a season opener...It marked his second straight game with nine or more receptions (a career-high 10 at Chicago in Week 17 in 2013), the first Green Bay player to accomplish that feat since WR Donald Driver in 2004.

►**vs. N.Y. Jets (9/14):** Posted a career-best 209 yards on nine receptions (23.2 avg.), only the 11th 200-yard receiving game in the history of the franchise and the highest total since Don Beebe's 220-yard output vs. San Francisco on Oct. 14, 1996...Marked his third straight game with nine or more catches as he joined Don Hutson (three straight in 1942) as the only players in franchise history to accomplish that feat...With the game tied at 24 late in the third quarter, caught a game-winning 80-yard TD pass from Aaron Rodgers on the opening play of the drive...It marked his fourth TD catch of 80-plus yards during his career, which ties WR Greg Jennings for the franchise record...On the play, ran an out-and-up move at the Green Bay 30 to beat CB Dee Milliner, caught the ball near midfield and then made a cutback move on S Calvin Pryor as he took it the rest of the way for the score...Set a team record for the most receptions in the first two games of a season with 18, topping Ken Payne's mark of 17 in 1975, and his 292 receiving yards are the second most in franchise annals through two games behind only James Lofton's 323-yard total in 1983.

►**at Detroit Lions (9/21):** Led the team in receptions for the third straight game this season the fourth straight game dating back to last season, hauling in five passes for a team-high 59 yards (11.8 avg.)...With the five catches, brought his three-game total to 23, a franchise record for the most catches by a Green Bay player through the first three contests (previous high was 21 by three players).

►**at Chicago Bears (9/28):** Matched his career high with 10 receptions for 108 yards (10.8 avg.) and two TDs, his second 10-catch game in the last five contests (at Chicago, Dec. 29, 2013)...Brought his four-game total to 33 receptions, a franchise record for the most catches in the first four

games of a season (RB Edgar Bennett, 29 in 1994)...Caught a 3-yard TD pass in the second quarter, beating CB Kyle Fuller on a fade in the left corner of the end zone...Made a leaping grab for an 11-yard score in the third quarter, absorbing a hit from CB Tim Jennings on the catch near the back of the end zone...Joined Randall Cobb as they became the first Green Bay players to both post 100 receiving yards and two TD catches in the same game since Carroll Dale and Boyd Dowler hit those marks vs. the St. Louis Cardinals on Dec. 21, 1969...Went over the 5,000-yard mark for his career on a 15-yard reception on a third-and-8 in the second quarter...Appeared on all 52 offensive snaps.

#### **64 Mike Pennel, DT, Rookie, Colorado State-Pueblo**

- Finished his collegiate career at Colorado State-Pueblo after spending a year at Arizona State (2012) and two years at Scottsdale Community College (2010-11).

- Played in all 12 games with 10 starts at CSU-Pueblo as a senior in 2013 and recorded 36 tackles (15 solo), including six for a loss, three sacks, three forced fumbles, two fumble recoveries and four passes defended.

**2014 Season:** Has played in one game, was inactive for two contests and dressed but did not play in the other.

►**at Seattle Seahawks (9/4):** Inactive (healthy scratch).

►**vs. N.Y. Jets (9/14):** Was on the 46-man gameday roster for the first time as a pro, but did not see any action.

►**at Detroit Lions (9/21):** Inactive (healthy scratch).

►**at Chicago Bears (9/28):** Made his NFL debut, seeing time on 22 defensive plays and two on special teams.

#### **56 Julius Peppers, LB, 13th Year, North Carolina**

- Has been selected to the Pro Bowl eight times during his career (2004-06, 2008-12) and has been named first-team All-Pro by *The Associated Press* three times (2004, 2006, 2010).

- Was named to the NFL's All-Decade Team for the 2000s.

- Since entering the NFL in 2002, is tied for No. 2 in the league in sacks (119.5) and is tied for No. 4 in forced fumbles (40).

- Has posted eight double-digit sack seasons since 2002, which is tied with Bears DE Jared Allen for No. 1 in the league over that span.

**2014 Season:** Has started all four games and has posted 11 tackles (nine solo), a sack, a team-high six QB hits, three pressures, two passes defended, a forced fumble and a fumble recovery.

►**at Seattle Seahawks (9/4):** Started at ROLB in his Green Bay debut, recording four tackles (all solo), a QB hit and a pressure.

►**vs. N.Y. Jets (9/14):** Started at LDE as the defense opened in a 4-3 alignment...Registered three tackles (two solo), two QB hits, two pressures and matched his career high with two passes defended...His passes defended came on back-to-back plays in the fourth quarter, with the first one a near-interception as he dropped back into coverage to make a leaping breakup of a pass intended for RB Chris Johnson down the sideline...Early in the third quarter, rushed from his LDE spot, avoided a cut-block by RT Breno Giacomini and hit QB Geno Smith on a play that was initially ruled a sack/fumble before it was reversed and ruled a forward pass.

►**at Detroit Lions (9/21):** Started at ROLB and registered his first sack in a Green Bay uniform, one that came with the Lions in position to extend their 12-7 lead in the third quarter...On a second-and-goal at the Green Bay 7, came off the left side and blew past RT Garrett Reynolds to sack QB Matthew Stafford and rip the ball out, a fumble that Peppers recovered at the Green Bay 13...Also came untouched off the left side midway through the second quarter to stop RB Reggie Bush for a 4-yard loss...Added a team-high three QB hits on the afternoon.

►**at Chicago Bears (9/28):** Started at LOLB as the team opened up in its nickel package and posted two tackles (one solo) against his former team...Played in his 100th consecutive game, appearing on 52 defensive snaps.

#### **53 Nick Perry, LB, 3rd Year, Southern California**

- Battled injuries in each of his first two seasons, but has been productive when healthy, tallying six sacks and three forced fumbles in 20 professional contests.

- Posted career highs in every statistical category in 2013, including games played (11), starts (six), tackles (42), solo tackles (22), sacks (four), forced fumbles (three) and passes defended (one).

**2014 Season:** Has played in all four games and has registered nine tackles (seven solo).

►**at Seattle Seahawks (9/4):** Posted two solo tackles and a pass defended.

►**vs. N.Y. Jets (9/14):** Appeared on 21 plays and recorded two solo tackles.

►**at Detroit Lions (9/21):** Played 24 snaps and registered a season-high four tackles (two solo).

►**at Chicago Bears (9/28):** Appeared on 26 plays and posted a solo tackle...Also saw time on special teams.

#### **81 Andrew Quarless, TE, 5th Year, Penn State**

- Moved into a starting role in 2013 in Week 8 following TE Jermichael Finley's season-ending neck injury and responded with career highs in every category, catching 32 passes for 312 yards (9.8 avg.) and two TDs.

- Was sidelined for the entire 2012 campaign as he continued his rehabilitation from a significant knee injury sustained at the N.Y. Giants in Week 13 of the 2011 season.

- Played in 23 games with five starts in his first two seasons (2010-11).

**2014 Season:** Has played in all four games with one start and leads the Green Bay tight ends with eight catches for 77 yards (9.6 avg.) and a TD.

►**at Seattle Seahawks (9/4):** Didn't start, but saw action on 46 plays, the most by a Green Bay tight end...Caught three passes for 26 yards (8.7 avg.), highlighted by an 18-yard grab over the middle in the second quarter.

►**vs. N.Y. Jets (9/14):** Played 37 snaps and had an 8-yard reception.

►**at Detroit Lions (9/21):** Posted a season-high four catches for a season-best 43 yards (10.8 avg.) and a TD...The TD grab came near the end of the first quarter with Green Bay facing a third-and-1 at the Detroit 10...Made a diving grab over the middle with S Isa Abdul-Quddus draped all over him for the 10-yard score.

►**at Chicago Bears (9/28):** Got his first start of the season as the team opened up with two tight ends, but did not record any statistics...Appeared on 43 offensive plays, the most among the tight ends.

#### **28 Sean Richardson, S, 3rd Year, Vanderbilt**

- Spent the entire 2013 offseason recovering from a neck surgery that followed a late-season injury suffered in November 2012.

- Opened the 2013 campaign on the reserve/physically unable to perform list, but was activated and appeared in the final six games of the regular season and the playoff game.

- Posted 12 tackles (10 solo) and a pass defended from scrimmage in 2013, in addition to four coverage tackles on special teams.

**2014 Season:** Has played in all four games and is tied for the team lead with four tackles on special teams...Has posted one solo tackle on defense.

►**at Seattle Seahawks (9/4):** Played 18 snaps on special teams and posted a career-high three tackles.

►**vs. N.Y. Jets (9/14):** Appeared on 21 plays on special teams and registered a tackle on kickoff coverage.

►**at Detroit Lions (9/21):** Played 15 snaps on special teams and also saw his first action of the season on defense, appearing on four snaps.

►**at Chicago Bears (9/28):** Appeared on three snaps on defense and registered a solo tackle...Recovered an onside-kick attempt by Bears K Robbie Gould at the Green Bay 39 with just under four minutes remaining in the first half...The offense would drive 61 yards in seven plays and cap the drive off with a 22-yard TD pass from QB Aaron Rodgers to WR Randall Cobb to give the Packers a 21-17 edge, a lead they would never relinquish.

## **12 Aaron Rodgers, QB, 10th Year, California**

- His career passer rating of 105.1 ranks No. 1 in NFL history (min. 1,500 attempts), more than seven points ahead of No. 2 Peyton Manning (97.4).
- Ranks No. 1 in league history in career INT percentage (1.72) and TD/INT ratio (3.72, 197/53) and ranks No. 3 in completion percentage (65.8) and No. 3 in yards per attempt (8.17).
- Is the only quarterback in league history to record a 100-plus passer rating in five consecutive seasons (2009-13).
- In 91 career regular-season starts (60-31 record), has posted 34 games with 300-plus passing yards, 50 without an interception (min. 15 attempts) and 53 with a 100-plus passer rating.
- In the franchise record books, holds four of the top five single-season marks for passer rating (2009, 2011-13), two of the top three for passing TDs (2011-12), four of the top five for completion percentage (2010-13) and two of the top three for passing yards (2009, 2011).

**2014 Season:** Has completed 86 of 130 passes (66.2 percent) for 999 yards and nine TDs with one INT for a 109.1 passer rating...Ranks No. 1 in the NFL this season in passer rating, tied for No. 4 in TD passes and tied for No. 5 in TD/INT ratio (9.00).

► **at Seattle Seahawks (9/4):** Connected on 23 of 33 passes (69.7 percent) for 189 yards and a TD with one INT for an 81.5 passer rating.

► **vs. N.Y. Jets (9/14):** Threw for 346 yards and three TDs with no INTs on 25-of-42 passing for a 109.8 passer rating, the fourth straight year that he posted a 100-plus passer rating in the home opener...Became just the third QB in franchise history to eclipse 3,000 career passing attempts, joining Brett Favre (8,754) and Bart Starr (3,149)...Set an NFL record with 53 INTs at the time of his 3,000th career attempt, besting the previous mark of 59 INTs by Neil O'Donnell...With his 346 passing yards, it brought his career total to 24,732 as he moved past Starr (24,718) for No. 2 on the all-time franchise list...Connected with WR Jordy Nelson on a game-winning 80-yard TD pass late in the third quarter, Rodgers' 14th career TD pass of 70-plus yards, one shy of the franchise record (Favre, 15)...Led the team back from an 18-point deficit (21-3), the biggest comeback of his career as a starter and tied for the fourth-largest comeback in franchise history.

► **at Detroit Lions (9/21):** Completed 16 of 27 passes for 162 yards and a TD for a passer rating of 88.8...His TD pass came late in the first quarter when he threw a 10-yard bullet to TE Andrew Quarless over the middle for the score on third-and-1.

► **at Chicago Bears (9/28):** Completed 22 of 28 passes for 302 yards and four TDs with no INTs for a 151.2 passer rating, the second-best rating of his career and the fourth best in team history...Went over the 25,000-yard mark for his career on his 15-yard completion to Nelson on a third-and-8 in the second quarter...The pass was the 3,065th attempt of his career as he set the NFL record for the fewest attempts needed to reach 25,000 passing yards, topping Kurt Warner's mark of 3,076...Became the first QB in team history to throw for 300-plus yards and four-plus TDs and register a 150-plus passer rating in the same game...Threw a pair of TD passes to both Nelson and WR Randall Cobb as they became the first Green Bay players to both post 100 receiving yards and two TD catches in the same game since Carroll Dale and Boyd Dowler hit those marks vs. the St. Louis Cardinals on Dec. 21, 1969...Led the offense to six scores (five TDs, one FG) on seven possessions...Connected on 7 of 7 passes on third down for 79 yards and two TDs for a 153.3 passer rating.

## **89 Richard Rodgers, TE, Rookie, California**

- Played tight end for his first two seasons at California before moving to inside receiver as a junior in 2013, where he caught a career-high 39 passes for a career-best 608 yards (15.6 avg.) and a TD.
- Led the Golden Bears with 11 receptions of 20-plus yards in 2013.
- Appeared in 35 games with 11 starts during his three seasons at Cal and finished with 59 receptions for 896 yards (15.2 avg.) and two TDs.

**2014 Season:** Has started all four games and has two catches for 52 yards (26.0 avg.).

► **at Seattle Seahawks (9/4):** Became the first Green Bay rookie TE to start a season opener since Jackie Harris opened in a two-tight-end set in

1990...Left the game due to a neck injury sustained in the second quarter, but did return to action...Saw 20 snaps on offense.

► **vs. N.Y. Jets (9/14):** Started, appearing on 34 plays, and helped protect QB Aaron Rodgers as he threw for 346 yards and three TDs with no INTs.

► **at Detroit Lions (9/21):** Started and appeared on 11 offensive snaps.

► **at Chicago Bears (9/28):** Started and posted the first two receptions of his career, with both coming on Green Bay's opening drive...Hauled in a 9-yarder on the Packers' first offensive play and then caught a deep pass that went for 43 yards on the next snap, the longest reception by a rookie tight end in franchise history.

## **78 Derek Sherrod, T, 4th Year, Mississippi State**

• Appeared in seven regular-season games in 2013 after missing the entire '12 campaign as he continued his rehabilitation from the broken leg he sustained at Kansas City in Week 15 of 2011.

• Played in five games as a rookie in 2011 before seeing his debut campaign cut short by the injury.

**2014 Season:** Has played in all four games with one start.

► **at Seattle Seahawks (9/4):** Took over at RT early in the second quarter after Bryan Bulaga departed due to a sprained knee...Played the remainder of the game there, appearing on 42 snaps.

► **vs. N.Y. Jets (9/14):** Made his first NFL start, opening at RT in place of an injured Bryan Bulaga (knee)...Played all 71 snaps and protected QB Aaron Rodgers as he threw for 346 yards, the most posted by a QB against the Jets since Saints QB Drew Brees threw for 382 last season in Week 9.

► **at Detroit Lions (9/21):** Played one snap on special teams.

► **at Chicago Bears (9/28):** Appeared on nine snaps on special teams.

## **37 Sam Shields, CB, 5th Year, Miami**

• Had his finest statistical season in 2013, setting new career highs for starts (14), tackles (64), solo tackles (57) and passes defended (a team-high 25), and tied his previous career best with four INTs.

• Entered the NFL as a non-drafted free agent and earned the nickel cornerback job in 2010 as a rookie despite playing defense for just one season in college.

• Has made four INTs in eight career playoff games, a total that ties him with CB Herb Adderley, DB Joe Laws, CB Craig Newsome, S Eugene Robinson and CB Tramon Williams for the most in franchise postseason history.

**2014 Season:** Has started all four games at RCB and has posted 13 tackles (11 solo), an interception and a team-high six passes defended.

► **at Seattle Seahawks (9/4):** Appeared on all 70 defensive plays, recording three tackles (one solo) and a team-high two passes defended.

► **vs. N.Y. Jets (9/14):** Played 70 of 71 defensive snaps and registered a solo tackle and a pass defended...Part of a secondary that helped limit the Jets to 166 net passing yards.

► **at Detroit Lions (9/21):** Appeared on 74 of 75 defensive snaps and helped limit WR Calvin Johnson to 82 yards on six receptions, his lowest yardage total of the season...Posted a season-high six tackles (all solo).

► **at Chicago Bears (9/28):** Recorded three solo tackles and led the team with three passes defended, appearing on all 78 defensive plays...Helped limit WR Brandon Marshall to two receptions for 19 yards (9.5 avg.), Marshall's lowest yardage output in seven career games against Green Bay...Picked off QB Jay Cutler's pass intended for Marshall at the Green Bay 27 late in the third quarter, cutting across the field and returning the pick 62 yards down the right sideline to the Chicago 11, a turnover that set up QB Aaron Rodgers' 3-yard TD pass to WR Randall Cobb...The 62-yard INT return was the longest of Shields' career.

## **71 Josh Sitton, G, 7th Year, Central Florida**

• Was named second-team All-Pro by *The Associated Press* last season, the first Green Bay offensive lineman to be honored by AP since G Marco Rivera (second team) in 2003.

• Made the transition to left guard in 2013, starting all 16 games there after



spending his first five seasons at right guard for the Packers.

- Has started 82 of a possible 84 games since 2009, the most by a Packers offensive lineman over that span.

- Was named to his first career Pro Bowl in 2012, becoming the first Green Bay guard to be selected since Rivera in 2004.

**2014 Season:** Has started all four games at LG.

► **at Seattle Seahawks (9/4):** Started at LG and appeared on all 62 offensive plays.

► **vs. N.Y. Jets (9/14):** Played all 71 snaps and protected QB Aaron Rodgers as he threw for 346 yards, the most posted by a QB against the Jets since Saints QB Drew Brees threw for 382 last season in Week 9.

► **at Detroit Lions (9/21):** Started at LG and played all 53 offensive snaps.

► **at Chicago Bears (9/28):** Appeared on all 52 snaps and helped protect Rodgers as he threw for 302 yards and four TDs on 22-of-28 passing for a 151.2 passer rating, the second-best single-game mark of Rodgers' career (min. 20 attempts) and the fourth-best rating in franchise history... Part of a line that allowed just one sack for zero yards on the afternoon and helped the offense score on six of seven possessions.

#### **44 James Starks, RB, 5th Year, Buffalo**

- Rushed for 493 yards and a career-high three TDs on 89 carries in 2013, an average of 5.54 yards per carry that ranked No. 1 in the NFL among players with 80-plus attempts.

- Was tied for No. 2 in the NFL last season with three TD runs of 20-plus yards, trailing only Eagles RB LeSean McCoy (four).

- Rushed for a team-high 1,326 yards over the past three seasons (2011-13), highlighted by his club-high 578 rushing yards in 2011.

- Posted a league-leading 315 rushing yards in the 2010 postseason, third most ever by a rookie RB in the postseason behind only Washington's Timmy Smith (342 in 1987) and Baltimore's Jamal Lewis (338 in 2000).

**2014 Season:** Has played in all four games and has 75 rushing yards on 15 attempts (5.0 avg.) and two catches for 11 yards (5.5 avg.)...Has led the team in rushing in two of the first three games.

► **at Seattle Seahawks (9/4):** Led the team with 37 yards on just seven carries (5.3 avg.), adding two receptions for 11 yards (5.5 avg.).

► **vs. N.Y. Jets (9/14):** Saw limited action on offense, but did not record any statistics.

► **at Detroit Lions (9/21):** Led the team with 38 rushing yards on eight attempts (4.8 avg.), including a 15-yard run off right tackle in the second quarter.

► **at Chicago Bears (9/28):** Saw limited action on offense and special teams.

#### **65 Lane Taylor, G, 2nd Year, Oklahoma State**

- One of three non-drafted rookie free agents to make Green Bay's opening-day roster in 2013, he went on to appear in 10 games last season.

- Played primarily on special teams but also saw limited action at right guard in his first season.

**2014 Season:** Has played in all four games on special teams.

► **at Seattle Seahawks (9/4):** Saw limited action on special teams.

► **vs. N.Y. Jets (9/14):** Appeared on 10 plays on special teams.

► **at Detroit Lions (9/21):** Played six snaps on special teams.

► **at Chicago Bears (9/28):** Appeared on 13 plays on special teams.

#### **82 Ryan Taylor, TE, 4th Year, North Carolina**

- Appeared in 45 regular-season games during his first three seasons (2011-13) as a pro and registered 23 tackles on special teams, No. 3 on the team over that span.

- Played in 14 games in 2013 and registered career highs in catches (six) and receiving yards (30).

- Appeared in all 16 contests in 2012 and finished fifth on the team with eight special teams tackles.

**2014 Season:** Has played in all four games on special teams and has registered one tackle.

► **at Seattle Seahawks (9/4):** Appeared on 13 plays on special teams.

► **vs. N.Y. Jets (9/14):** Played 14 snaps on special teams.

► **at Detroit Lions (9/21):** Appeared on 12 plays on special teams, making his first tackle of the season when he pushed WR Jeremy Ross out of bounds on a third-quarter punt return.

► **at Chicago Bears (9/28):** Saw time on four special teams plays.

#### **16 Scott Tolzien, QB, 4th Year, Wisconsin**

- Was on Green Bay's practice squad for the first eight games in 2013 before being signed to the active roster, appearing in three games with two starts on the season.

- Threw for 339 yards in his first career start (at N.Y. Giants, Week 11), the most by a Green Bay QB in his first start with the team in franchise history. Posted 619 passing yards in his first two NFL games, the most in franchise history and the fourth most in NFL history.

- Was on San Francisco's 53-man roster for the 2011-12 seasons, but did not appear in a game for the 49ers.

**2014 Season:** Inactive as the third QB for all four games.

► **at Seattle Seahawks (9/4) - at Chicago Bears (9/28):** Inactive (healthy scratch).

#### **73 JC Tretter, C/G, 2nd Year, Cornell**

- Spent the majority of his rookie campaign on reserve/physically unable to perform after sustaining a significant ankle injury during the first practice of Organized Team Activities in the spring.

- Returned to practice on Nov. 19 and was activated to the 53-man roster on Dec. 10. Was a gameday inactive for the final three regular-season games and the Packers' playoff contest.

► **at Seattle Seahawks (9/4):** Was placed on injured reserve/designated for return the day before the game.

#### **38 Tramon Williams, CB, 8th Year, Louisiana Tech**

- Has 20 interceptions since 2010 (including playoffs), which is tied for No. 1 in the NFL over that span (Richard Sherman) among active players.

- Started all 16 games for the second consecutive season in 2013, extending his streak to 50 straight starts, dating back to Week 3 of the 2011 season.

- Ranked No. 1 in the NFL with a combined nine interceptions in 2010 (six in regular season, three in postseason).

- Posted 63 tackles, six interceptions and 23 passes defended on his way to being selected to his first Pro Bowl in 2010 as an injury replacement.

**2014 Season:** Has started all four games at LCB and has registered 22 tackles (19 solo), an interception and four passes defended.

► **at Seattle Seahawks (9/4):** Played all 70 defensive snaps and registered three tackles (all solo) and a pass defended.

► **vs. N.Y. Jets (9/14):** Appeared on 70 of 71 defensive plays and recorded six tackles (four solo), two QB hits, an interception and two passes defended...His interception proved to be a momentum-turning play, one that came with the Jets driving late in the first half with a 21-9 lead... Jumped in front of TE Zach Sudfeld to pick off QB Geno Smith's pass at the Green Bay 3...The turnover would turn into seven points as the Packers drove 97 yards in 10 plays to cut the Jets' halftime lead to 21-16.

► **at Detroit Lions (9/21):** Played all 75 defensive snaps and helped limit WR Calvin Johnson to 82 yards on six receptions, his lowest yardage total of the season...Led the secondary with a season-high eight tackles (seven solo) and added a pass defended.

► **at Chicago Bears (9/28):** Appeared on all 78 defensive snaps and registered five solo tackles...Helped limit WR Brandon Marshall to two receptions for 19 yards (9.5 avg.), Marshall's lowest yardage output in seven career games against Green Bay...Jumped a route to deflect QB Jay Cutler's pass intended for WR Josh Morgan near the Green Bay 20 in the third quarter, a deflection that went into the hands of LB Clay Matthews at the 25 and was returned 40 yards to the Chicago 35.



# National Football League Game Summary

NFL Copyright © 2014 by The National Football League. All rights reserved. This summary and play-by-play is for the express purpose of assisting media in their coverage of the game; any other use of this material is prohibited without the written permission of the National Football League. Updated: 9/29/2014

Date: Sunday, 9/28/2014

Green Bay Packers at Chicago Bears

Start Time: 12:02 PM CDT

at Soldier Field, Chicago, IL

Game Day Weather

Game Weather: Partly CloudyTemp: 70° F (21.1° C) Humidity: 67%, Wind: NE 3 mph

Played Outdoor on Turf: Grass

Officials		
Referee: McAulay, Terry (77)	Umpire: Neale, Bryan (92)	Head Linesman: Bradley, Greg (98)
Line Judge: Stephan, Tom (68)	Side Judge: Coleman, James (95)	Field Judge: Prioleau, Dyrol (109)
Back Judge: Steed, Gregory (12)	Replay Official: Frantz, Earnie ( )	

Green Bay Packers				Chicago Bears			
Offense		Defense		Offense		Defense	
WR	87 J.Nelson	NT	98 L.Guion	WR	15 B.Marshall	DE	99 L.Houston
LT	69 D.Bakhtiari	RDE	76 M.Daniels	LT	74 J.Bushrod	DT	93 W.Sutton
LG	71 J.Sitton	LOLB	56 J.Peppers	LG	70 M.Ola	DT	92 S.Paea
C	63 C.Linsley	BLB	50 A.Hawk	C	64 B.De La Puente	DE	97 W.Young
RG	70 T.Lang	MLB	57 J.Lattimore	RG	75 K.Long	LB	55 L.Briggs
RT	75 B.Bulaga	ROLB	52 C.Matthews	RT	67 J.Mills	LB	57 J.Bostic
TE	89 R.Rodgers	LCB	38 T.Williams	TE	83 M.Bennett	LB	58 D.Williams
WR	18 R.Cobb	RCB	37 S.Shields	WR	17 A.Jeffery	RCB	23 K.Fuller
QB	12 A.Rodgers	SS	42 M.Burnett	QB	6 J.Cutler	LCB	26 T.Jennings
RB	27 E.Lacy	FS	33 M.Hyde	RB	22 M.Forte	S	21 R.Mundy
TE	81 A.Quarless	NB	31 D.House	WR	19 J.Morgan	S	47 C.Conte

Substitutions		Substitutions	
K 2 M.Crosby, P 8 T.Masthay, WR 17 D.Adams, S 21 H.Clinton-Dix, CB 24 J.Bush, RB 26 D.Harris, S 28 S.Richardson, CB 29 C.Hayward, FB 30 J.Kuhn, RB 44 J.Starks, LB 53 N.Perry, LB 58 S.Barrington, LS 61 B.Goode, DT 64 M.Pennel, G 65 L.Taylor, T 78 D.Sherrod, TE 82 R.Taylor, WR 83 J.Janis, TE 86 B.Bostick, LB 91 J.Elliott, DT 93 J.Boyd, DE 95 D.Jones, LB/DE 96 M.Neal		QB 8 J.Clausen, K 9 R.Gould, WR 13 R.Ross, WR 14 S.Holmes, P 16 P.O'Donnell, RB 25 K.Carey, S 29 D.McCray, CB 30 D.Hurst, CB 31 I.Frey, RB 32 S.Perry, S 36 A.Dixon, LS 44 J.Cain, S 45 B.Vereen, LB 52 K.Greene, LB 53 T.Manning, LB 59 C.Jones, G/C 60 T.Boggs, G/T 62 E.Britton, DE 76 T.Scott, TE 88 D.Rosario, DE 91 D.Bass, DE 94 C.Washington, DT 95 E.Ferguson, LB 96 D.Sharpton	

Did Not Play		Did Not Play	
QB 10 M.Flynn			

Not Active		Not Active	
WR 11 J.Boykin, QB 16 S.Tolzien, CB 39 D.Goodson, LB 54 C.Bradford, LB 59 B.Jones, C 72 G.Gerhart		CB 27 S.McManis, LB 50 S.McClellin, C/G 63 R.Garza, G 68 M.Slauson, DE 69 J.Allen, T 72 C.Leno, DT 90 J.Ratliff	

Field Goals (made ( ) & missed)			
M.Crosby	(53) 38B	R.Gould	(23)
		1	2
VISITOR:	Green Bay Packers	7	14
HOME:	Chicago Bears	7	10
		3	4
		0	0
		OT	Total
		0	38
		0	17

Scoring Plays						Visitor	Home
Team	Qtr	Time	Play Description (Extra Point) (Drive Info)				
Bears	1	6:30	B.Marshall 6 yd. pass from J.Cutler (R.Gould kick) (15-80, 8:30)			0	7
Packers	1	4:08	E.Lacy 2 yd. run (M.Crosby kick) (6-81, 2:22)			7	7
Bears	2	13:58	R.Gould 23 yd. Field Goal (13-75, 5:10)			7	10
Packers	2	10:11	J.Nelson 3 yd. pass from A.Rodgers (M.Crosby kick) (10-78, 3:47)			14	10
Bears	2	3:50	A.Jeffery 8 yd. pass from J.Cutler (R.Gould kick) (10-80, 6:21)			14	17
Packers	2	1:03	R.Cobb 22 yd. pass from A.Rodgers (M.Crosby kick) (7-61, 2:47)			21	17
Packers	3	10:57	M.Crosby 53 yd. Field Goal (8-35, 4:03)			24	17
Packers	3	4:28	J.Nelson 11 yd. pass from A.Rodgers (M.Crosby kick) (6-35, 3:01)			31	17
Packers	4	14:52	R.Cobb 3 yd. pass from A.Rodgers (M.Crosby kick) (4-11, 1:41)			38	17

# National Football League Game Summary

NFL Copyright © 2014 by The National Football League. All rights reserved. This summary and play-by-play is for the express purpose of assisting media in their coverage of the game; any other use of this material is prohibited without the written permission of the National Football League.

Updated: 9/29/2014

Paid Attendance: 61,736

Time: 2:56

Green Bay Packers vs Chicago Bears  
9/28/2014 at Soldier Field

# Final Individual Statistics

## Green Bay Packers

RUSHING	ATT	YDS	AVG	LG	TD
E.Lacy	17	48	2.8	10	1
A.Rodgers	1	8	8.0	8	0
Total	18	56	3.1	10	1

PASSING	ATT	CMP	YDS	SK/YD	TD	LG	IN	RT
A.Rodgers	28	22	302	1/0	4	46	0	151.2
Total	28	22	302	1/0	4	46	0	151.2

PASS RECEIVING	TAR	REC	YDS	AVG	LG	TD
J.Nelson	12	10	108	10.8	23	2
R.Cobb	9	7	113	16.1	46	2
R.Rodgers	2	2	52	26.0	43	0
D.Adams	3	2	18	9.0	15	0
E.Lacy	2	1	11	11.0	11	0
Total	28	22	302	13.7	46	4

INTERCEPTIONS	NO	YDS	AVG	LG	TD
S.Shields	1	62	62.0	62	0
C.Matthews	1	40	40.0	40	0
Total	2	102	51.0	62	0

PUNTING	NO	YDS	AVG	NET	TB	IN20	LG
Total	0	0	0	0	0	0	0

PUNT RETURNS	NO	YDS	AVG	FC	LG	TD
Total	0	0	0.0	0	0	0

KICKOFF RETURNS	NO	YDS	AVG	FC	LG	TD
M.Hyde	2	47	23.5	0	25	0
D.Harris	1	20	20.0	0	20	0
Total	3	67	22.3	0	25	0

## Chicago Bears

RUSHING	ATT	YDS	AVG	LG	TD
M.Forte	23	122	5.3	19	0
K.Carey	14	72	5.1	13	0
J.Cutler	3	29	9.7	15	0
A.Jeffery	1	12	12.0	12	0
Total	41	235	5.7	19	0

PASSING	ATT	CMP	YDS	SK/YD	TD	LG	IN	RT
J.Cutler	34	22	256	1/4	2	27	2	82.5
J.Clausen	1	1	9	0/0	0	9	0	104.2
Total	35	23	265	1/4	2	27	2	83.6

PASS RECEIVING	TAR	REC	YDS	AVG	LG	TD
M.Bennett	11	9	134	14.9	27	0
M.Forte	6	5	49	9.8	25	0
A.Jeffery	7	4	39	9.8	13	1
J.Morgan	4	3	24	8.0	9	0
B.Marshall	6	2	19	9.5	13	1
D.Rosario	1	0	0	0.0	0	0
Total	35	23	265	11.5	27	2

INTERCEPTIONS	NO	YDS	AVG	LG	TD
Total	0	0	0	0	0

PUNTING	NO	YDS	AVG	NET	TB	IN20	LG
Total	0	0	0	0	0	0	0

PUNT RETURNS	NO	YDS	AVG	FC	LG	TD
Total	0	0	0.0	0	0	0

KICKOFF RETURNS	NO	YDS	AVG	FC	LG	TD
R.Ross	2	43	21.5	0	22	0
[TOUCHBACK]	5	0	0.0	0	0	0
Total	2	43	21.5	0	22	0

## Green Bay Packers

FUMBLES	FUM	LOST	OWN-REC	YDS	TD	FORCED	OPP-REC	YDS	TD	OUT-BDS
D.House	0	0	0	0	0	1	0	0	0	0
Total	0	0	0	0	0	1	0	0	0	0

## Chicago Bears

FUMBLES	FUM	LOST	OWN-REC	YDS	TD	FORCED	OPP-REC	YDS	TD	OUT-BDS
J.Cutler	2	0	2	0	0	0	0	0	0	0
A.Jeffery	1	0	0	0	0	0	0	0	0	1
Total	3	0	2	0	0	0	0	0	0	1

## Final Team Statistics

	Visitor Packers	Home Bears
<b>TOTAL FIRST DOWNS</b>	21	33
By Rushing	3	16
By Passing	16	14
By Penalty	2	3
<b>THIRD DOWN EFFICIENCY</b>	4-8-50%	7-11-64%
<b>FOURTH DOWN EFFICIENCY</b>	0-0-0%	2-3-67%
<b>TOTAL NET YARDS</b>	358	496
Total Offensive Plays (inc. times thrown passing)	47	77
Average gain per offensive play	7.6	6.4
<b>NET YARDS RUSHING</b>	56	235
Total Rushing Plays	18	41
Average gain per rushing play	3.1	5.7
Tackles for a loss-number and yards	1-3	1-3
<b>NET YARDS PASSING</b>	302	261
Times thrown - yards lost attempting to pass	1-0	1-4
Gross yards passing	302	265
<b>PASS ATTEMPTS-COMPLETIONS-HAD INTERCEPTED</b>	28-22-0	35-23-2
Avg gain per pass play (inc.# thrown passing)	10.4	7.3
<b>KICKOFFS Number-In End Zone-Touchbacks</b>	7-7-5	4-1-0
<b>PUNTS Number and Average</b>	0-0.0	0-0.0
Had Blocked	0	0
<b>FGs - PATs Had Blocked</b>	1-0	0-0
<b>Net Punting Average</b>	0.0	0.0
<b>TOTAL RETURN YARDAGE (Not Including Kickoffs)</b>	102	0
No. and Yards Punt Returns	0-0	0-0
No. and Yards Kickoff Returns	3-67	2-43
No. and Yards Interception Returns	2-102	0-0
<b>PENALTIES Number and Yards</b>	9-70	6-46
<b>FUMBLES Number and Lost</b>	0-0	3-0
<b>TOUCHDOWNS</b>	5	2
Rushing	1	0
Passing	4	2
<b>EXTRA POINTS Made-Attempts</b>	5-5	2-2
Kicking Made-Attempts	5-5	2-2
<b>FIELD GOALS Made-Attempts</b>	1-2	1-1
<b>RED ZONE EFFICIENCY</b>	4-5-80%	2-4-50%
<b>GOAL TO GO EFFICIENCY</b>	3-4-75%	1-3-33%
<b>SAFETIES</b>	0	0
<b>FINAL SCORE</b>	38	17
<b>TIME OF POSSESSION</b>	23:38	36:22



**Green Bay Packers vs Chicago Bears**  
**9/28/2014 at Soldier Field**

# Ball Possession And Drive Chart

## Green Bay Packers

#	Time Recd	Time Lost	Time Poss	How Ball Obtained	Drive Began	# Play	Yds Gain	Yds Pen	Net Yds	1st Down	Last Scrm	How Given Up
1	6:30	4:08	2:22	Kickoff	GB 19	6	81	0	81	4	* CHI 2	Touchdown
2	13:58	10:11	3:47	Kickoff	GB 22	10	63	15	78	5	* CHI 3	Touchdown
3	3:50	1:03	2:47	Kickoff	GB 39	7	61	0	61	4	CHI 22	Touchdown
4	15:00	10:57	4:03	Kickoff	GB 30	8	50	-15	35	2	CHI 35	Field Goal
5	7:29	4:28	3:01	Interception	CHI 35	6	35	0	35	2	* CHI 11	Touchdown
6	1:33	14:52	1:41	Interception	CHI 11	4	9	2	11	2	* CHI 3	Touchdown
7	10:44	4:47	5:57	Downs	GB 41	8	59	-20	39	2	* CHI 20	Missed FG

(305) Average GB 44

## Chicago Bears

#	Time Recd	Time Lost	Time Poss	How Ball Obtained	Drive Began	# Play	Yds Gain	Yds Pen	Net Yds	1st Down	Last Scrm	How Given Up
1	15:00	6:30	8:30	Kickoff	CHI 20	15	80	0	80	7	* GB 6	Touchdown
2	4:08	13:58	5:10	Kickoff	CHI 20	13	69	6	75	5	* GB 5	Field Goal
3	10:11	3:50	6:21	Kickoff	CHI 20	10	75	5	80	5	* GB 8	Touchdown
4	1:03	0:00	1:03	Kickoff	CHI 20	7	94	-15	79	3	* GB 9	End of Half
5	10:57	7:29	3:28	Kickoff	CHI 15	7	61	0	61	3	GB 24	Interception
6	4:28	1:33	2:55	Kickoff	CHI 20	6	35	0	35	3	GB 45	Interception
7	14:52	10:44	4:08	Kickoff	CHI 14	10	45	0	45	3	GB 41	Downs
8	4:47	0:00	4:47	Missed FG	CHI 28	10	52	0	52	4	GB 22	End of Game

(157) Average CHI 20

\* inside opponent's 20

### Time of Possession by Quarter

		1st	2nd	3rd	4th	OT	Total
<b>Visitor</b>	Green Bay Packers	2:22	6:34	8:37	6:05		23:38
<b>Home</b>	Chicago Bears	12:38	8:26	6:23	8:55		36:22

### Kickoff Drive No.-Start Average

Packers: 3 - GB 24      Bears: 7 - CHI 18

**Green Bay Packers vs Chicago Bears**  
**9/28/2014 at Soldier Field**

# Final Defensive Statistics

**Green Bay Packers**

**Regular Defensive Plays**

**Special Teams**

**Misc**

	TKL	AST	COMB	SK	/ YDS	TFL	Q	IN	PD	FF	FR	TKL	AST	FF	FR	BL	TKL	AST	FF	FR
M.Burnett	12	1	13	0	0	0	0	0	0	0	0	0	0	0	0	0	0	0	0	0
A.Hawk	10	3	13	0	0	0	0	0	0	0	0	0	0	0	0	0	0	0	0	0
J.Lattimore	2	4	6	0	0	0	0	0	0	0	0	0	0	0	0	0	0	0	0	0
H.Clinton-Dix	5	0	5	0	0	0	1	0	0	0	0	0	0	0	0	0	0	0	0	0
T.Williams	5	0	5	0	0	0	0	0	0	0	0	0	0	0	0	0	0	0	0	0
M.Hyde	3	2	5	0	0	0	0	0	0	0	0	0	0	0	0	0	0	0	0	0
S.Shields	3	0	3	0	0	0	0	1	3	0	0	0	0	0	0	0	0	0	0	0
C.Hayward	2	1	3	0	0	0	0	0	0	0	0	0	0	0	0	0	0	0	0	0
D.Jones	2	0	2	1	4	1	1	0	0	0	0	0	0	0	0	0	0	0	0	0
M.Neal	2	0	2	0	0	0	1	0	0	0	0	0	0	0	0	0	0	0	0	0
J.Peppers	1	1	2	0	0	0	0	0	0	0	0	0	0	0	0	0	0	0	0	0
M.Pennel	1	1	2	0	0	0	0	0	0	0	0	0	0	0	0	0	0	0	0	0
D.House	1	0	1	0	0	0	0	0	0	1	0	0	0	0	0	0	0	0	0	0
J.Bush	1	0	1	0	0	0	0	0	0	0	0	1	0	0	0	0	0	0	0	0
L.Guion	1	0	1	0	0	1	0	0	0	0	0	0	0	0	0	0	0	0	0	0
J.Elliott	1	0	1	0	0	0	0	0	0	0	0	0	0	0	0	0	0	0	0	0
N.Perry	1	0	1	0	0	0	0	0	0	0	0	0	0	0	0	0	0	0	0	0
S.Richardson	1	0	1	0	0	0	0	0	0	0	0	0	0	0	0	0	0	0	0	0
C.Matthews	0	1	1	0	0	0	0	1	1	0	0	0	0	0	0	0	0	0	0	0
B.Bostick	0	0	0	0	0	0	0	0	0	0	0	1	0	0	0	0	0	0	0	0
<b>Total</b>	<b>54</b>	<b>14</b>	<b>68</b>	<b>1</b>	<b>4</b>	<b>2</b>	<b>3</b>	<b>2</b>	<b>4</b>	<b>1</b>	<b>0</b>	<b>2</b>	<b>0</b>	<b>0</b>	<b>0</b>	<b>0</b>	<b>0</b>	<b>0</b>	<b>0</b>	<b>0</b>

**TKL = Tackle AST = Assist COMB = Combined QH=QB Hit IN = Interception PD = Pass Defense FF = Forced Fumble FR = Fumble Recovery**

**Chicago Bears**

**Regular Defensive Plays**

**Special Teams**

**Misc**

	TKL	AST	COMB	SK	/ YDS	TFL	QH	IN	PD	FF	FR	TKL	AST	FF	FR	BL	TKL	AST	FF	FR
R.Mundy	8	0	8	0	0	0	0	0	0	0	0	0	0	0	0	0	0	0	0	0
T.Jennings	5	0	5	0	0	0	0	0	1	0	0	0	0	0	0	0	0	0	0	0
W.Young	3	1	4	0	0	1	0	0	0	0	0	0	0	0	0	1	0	0	0	0
J.Bostic	3	1	4	0	0	0	0	0	0	0	0	0	0	0	0	0	0	0	0	0
L.Briggs	3	0	3	0	0	0	0	0	0	0	0	0	0	0	0	0	0	0	0	0
C.Conte	2	1	3	0	0	0	0	0	0	0	0	0	0	0	0	0	0	0	0	0
K.Fuller	2	1	3	0	0	0	0	0	0	0	0	0	0	0	0	0	0	0	0	0
W.Sutton	2	1	3	0	0	0	0	0	0	0	0	0	0	0	0	0	0	0	0	0
E.Ferguson	2	0	2	1	0	0	0	0	0	0	0	0	0	0	0	0	0	0	0	0
D.Williams	2	0	2	0	0	0	0	0	0	0	0	0	0	0	0	0	0	0	0	0
I.Frey	1	1	2	0	0	0	0	0	0	0	0	0	0	0	0	0	0	0	0	0
K.Greene	0	0	0	0	0	0	0	0	0	0	0	2	0	0	0	0	0	0	0	0
S.Perry	0	0	0	0	0	0	0	0	0	0	0	1	0	0	0	0	0	0	0	0
D.Hurst	0	0	0	0	0	0	0	0	0	0	0	1	0	0	0	0	0	0	0	0
J.Cutler	0	0	0	0	0	0	0	0	0	0	0	0	0	0	0	0	1	0	0	2
M.Forte	0	0	0	0	0	0	0	0	0	0	0	0	0	0	0	0	1	0	0	0
<b>Total</b>	<b>33</b>	<b>6</b>	<b>39</b>	<b>1</b>	<b>0</b>	<b>1</b>	<b>0</b>	<b>0</b>	<b>1</b>	<b>0</b>	<b>0</b>	<b>4</b>	<b>0</b>	<b>0</b>	<b>0</b>	<b>1</b>	<b>2</b>	<b>0</b>	<b>0</b>	<b>2</b>

**9/28/2014 at Soldier Field**

## PERIOD SCORES

## TIME OF POSSESSION

## Scoring Plays

	Green Bay Packers	Chicago Bears
<b>TOTAL FIRST DOWNS</b>	13	20
First Downs Rushing-Passing-by Penalty	1 - 11 - 1	8 - 9 - 3
<b>THIRD DOWN EFFICIENCY</b>	2-3-67%	5-7-71%
<b>TOTAL NET YARDS</b>	205	303
Total Offensive Plays	23	44
<b>NET YARDS RUSHING</b>	21	130
<b>NET YARDS PASSING</b>	184	173
Gross Yards Passing	184	173
Times thrown-yards lost attempting to pass	0-0	0-0
<b>Pass Attempts-Completions-Had Intercepted</b>	17 - 13 - 0	21 - 15 - 0
<b>Punts-Number and Average</b>	0 - 0	0 - 0
<b>Penalties-Number and Yards</b>	5 - 30	4 - 39
<b>Fumbles-Number and Lost</b>	0 - 0	2 - 0
<b>Red Zone Efficiency</b>	2-2-100%	2-4-50%
<b>Average Drive Start</b>	GB 27	CHI 20

Green Bay Packers										Chicago Bears															
RUSHING					ATT	YDS	AVG	LG	TD	RUSHING					ATT	YDS	AVG	LG	TD						
E.Lacy					6	21	3.5	9	1	M.Forte					17	80	4.7	17	0						
										J.Cutler					2	27	13.5	15	0						
										K.Carey					4	23	5.8	12	0						
Total					6	21	3.5	9	1	Total					23	130	5.7	17	0						
PASSING					ATT	CMP	YDS	SK/YD	TD	LG	IN	RT	PASSING					ATT	CMP	YDS	SK/YD	TD	LG	IN	RT
A.Rodgers					17	13	184	0/0	2	43	0	150.1	J.Cutler					21	15	173	0/0	2	27	0	127.7
Total					17	13	184	0/0	2	43	0	150.1	Total					21	15	173	0/0	2	27	0	127.7
PASS RECEIVING					TAR	REC	YDS	AVG	LG	TD	PASS RECEIVING					TAR	REC	YDS	AVG	LG	TD				
J.Nelson					8	6	69	11.5	23	1	M.Bennett					7	6	106	17.7	27	0				
R.Cobb					4	3	37	12.3	22	1	A.Jeffery					6	3	30	10.0	13	1				
R.Rodgers					2	2	52	26.0	43	0	M.Forte					3	3	9	3.0	6	0				
D.Adams					1	1	15	15.0	15	0	B.Marshall					4	2	19	9.5	13	1				
E.Lacy					2	1	11	11.0	11	0	J.Morgan					1	1	9	9.0	9	0				
Total					17	13	184	14.2	43	2	Total					21	15	173	11.5	27	2				

[illegible]

**9/28/2014 at Soldier Field**

[illegible]



## Play By Play

## First Quarter

9/28/2014

GB wins the coin toss and elects to defer. CHI elects to Receive, and GB elects to defend the north goal.

M.Crosby kicks 65 yards from GB 35 to end zone, Touchback.

## Chicago Bears at 15:00

1-10-CHI 20	(15:00) (Shotgun) M.Forte left guard to CHI 23 for 3 yards (J.Peppers; J.Lattimore).	
2-7-CHI 23	(14:22) M.Forte right guard to CHI 31 for 8 yards (M.Hyde).	R1
<u>1-10-CHI 31</u>	(13:41) (Shotgun) J.Cutler pass short right to A.Jeffery to CHI 40 for 9 yards (T.Williams).	
2-1-CHI 40	(13:19) M.Forte left tackle to CHI 45 for 5 yards (J.Lattimore; M.Hyde).	R2
<u>1-10-CHI 45</u>	(12:33) (Shotgun) K.Carey left guard to CHI 48 for 3 yards (M.Neal).	
2-7-CHI 48	(12:03) (Shotgun) J.Cutler pass short left to M.Bennett pushed ob at GB 37 for 15 yards (T.Williams).	P3
<u>1-10-GB 37</u>	(11:26) E.Britton reported in as eligible. M.Forte right guard to GB 33 for 4 yards (A.Hawk).	
2-6-GB 33	(10:49) (Shotgun) J.Cutler pass short right to M.Forte to GB 31 for 2 yards (A.Hawk).	
3-4-GB 31	(10:04) (Shotgun) J.Cutler scrambles right end to GB 19 for 12 yards.	R4
	<i>PENALTY on GB-J.Peppers, Illegal Use of Hands, 5 yards, enforced at GB 19.</i>	X5
<u>1-10-GB 14</u>	(9:32) (Shotgun) K.Carey left tackle to GB 10 for 4 yards (A.Hawk; C.Matthews).	
2-6-GB 10	(9:32) <i>PENALTY on CHI, Illegal Substitution, 5 yards, enforced at GB 10 - No Play.</i>	
2-11-GB 15	(8:51) (Shotgun) M.Forte left guard to GB 9 for 6 yards (A.Hawk).	
3-5-GB 9	(8:10) (Shotgun) J.Cutler pass short middle to M.Forte to GB 3 for 6 yards (M.Hyde; A.Hawk).	P6
<u>1-3-GB 3</u>	(7:23) (Shotgun) M.Forte right guard to GB 6 for -3 yards (L.Guion).	
2-6-GB 6	(6:39) (Shotgun) J.Cutler pass incomplete short left to M.Bennett. GB-J.Boyd was injured during the play. His return is Questionable.	
Timeout at 06:35.		
3-6-GB 6	<b>(6:35) (Shotgun) J.Cutler pass short right to B.Marshall for 6 yards, TOUCHDOWN [H.Clinton-Dix].</b>	P7
	R.Gould extra point is GOOD, Center-J.Cain, Holder-P.O'Donnell.	
Timeout at 06:30.		

<b>GB 0 CHI 7, 15 plays, 80 yards, 1 penalty, 8:30 drive, 8:30 elapsed</b>
--

R.Gould kicks 68 yards from CHI 35 to GB -3. M.Hyde to GB 19 for 22 yards (K.Greene).

Timeout at 06:25.

## Green Bay Packers at 6:30, (1st play from scrimmage 6:25)

1-10-GB 19	(6:25) A.Rodgers pass short right to R.Rodgers to GB 28 for 9 yards (R.Mundy).	
2-1-GB 28	(6:04) (No Huddle, Shotgun) A.Rodgers pass deep right to R.Rodgers to CHI 29 for 43 yards (R.Mundy).	P1
<u>1-10-CHI 29</u>	(5:27) (Shotgun) A.Rodgers pass short left to J.Nelson to CHI 12 for 17 yards (C.Conte; J.Bostic).	P2
<u>1-10-CHI 12</u>	(4:53) (Shotgun) A.Rodgers pass short right to J.Nelson to CHI 2 for 10 yards (T.Jennings).	P3
<u>1-2-CHI 2</u>	(4:19) (No Huddle, Shotgun) A.Rodgers pass incomplete short right to J.Nelson (T.Jennings).	
2-2-CHI 2	<b>(4:16) (No Huddle) E.Lacy right guard for 2 yards, TOUCHDOWN.</b>	R4
	M.Crosby extra point is GOOD, Center-B.Goode, Holder-T.Masthay.	

Timeout at 04:08.

<b>GB 7 CHI 7, 6 plays, 81 yards, 2:22 drive, 10:52 elapsed</b>
---

M.Crosby kicks 65 yards from GB 35 to end zone, Touchback.

Timeout at 04:08.

## Chicago Bears at 4:08

1-10-CHI 20	(4:08) M.Forte right tackle to CHI 37 for 17 yards (A.Hawk).	R8
<u>1-10-CHI 37</u>	(3:26) M.Forte left guard to CHI 44 for 7 yards (H.Clinton-Dix).	
2-3-CHI 44	(3:26) E.Britton reported in as eligible. K.Carey right guard to GB 44 for 12 yards (M.Burnett).	R9
<u>1-10-GB 44</u>	(2:07) M.Forte left tackle to GB 35 for 9 yards (H.Clinton-Dix).	
2-1-GB 35	(1:23) (Shotgun) J.Cutler pass incomplete short left to B.Marshall.	
3-1-GB 35	(1:19) (No Huddle) M.Forte right tackle to GB 35 for no gain (M.Burnett).	
	Timeout #1 by GB at 00:45.	
4-1-GB 35	(:45) J.Cutler FUMBLES (Aborted) at GB 36, and recovers at GB 36. J.Cutler to GB 20 for 16 yards.	R10
	<i>PENALTY on GB-S.Shields, Unnecessary Roughness, 10 yards, enforced at GB 20.</i>	X11
<u>1-10-GB 10</u>	(:24) (Shotgun) E.Britton reported in as eligible. J.Cutler pass short right to J.Morgan pushed ob at GB 1 for 9 yards (M.Burnett).	
2-1-GB 1	(:12) M.Forte left tackle to GB 1 for no gain (S.Shields).	

Green Bay Packers vs Chicago Bears at Soldier Field								
END OF QUARTER	Score	Time Poss	First Downs				Efficiencies	
			R	P	X	T	3 Down	4 Down
Green Bay Packers	7	2:22	1	3	0	4	0/0	0/0
Chicago Bears	7	12:38	6	3	2	11	3/4	1/1

# Second Quarter

9/28/2014

## Play By Play

Chicago Bears continued.

3-1-GB 1	(15:00) (Shotgun) J.Cutler pass incomplete short left to M.Bennett. <i>PENALTY on GB-H.Clinton-Dix, Defensive Pass Interference, 0 yards, enforced at GB 1 - No Play.</i>	X12
<u>1-1-GB 1</u>	(14:57) (Shotgun) <i>PENALTY on CHI-K.Long, False Start, 4 yards, enforced at GB 1 - No Play.</i>	
1-5-GB 5	(14:57) J.Cutler pass incomplete short right to A.Jeffery (S.Shields).	
2-5-GB 5	(14:53) M.Forte left guard to GB 5 for no gain (J.Peppers).	
3-5-GB 5	(14:07) (Shotgun) J.Cutler pass incomplete short middle to A.Jeffery.	
4-5-GB 5	<b>(14:02) R.Gould 23 yard field goal is GOOD, Center-J.Cain, Holder-P.O'Donnell.</b>	

<b>GB 7 CHI 10, 13 plays, 75 yards, 2 penalties, 5:10 drive, 1:02 elapsed</b>
---

R.Gould kicks 63 yards from CHI 35 to GB 2. D.Harris to GB 22 for 20 yards (K.Greene). CHI-A.Dixon was injured during the play. His return is Questionable.

Timeout at 13:52.

### Green Bay Packers at 13:58, (1st play from scrimmage 13:52)

1-10-GB 22	(13:52) A.Rodgers pass deep right to J.Nelson to GB 45 for 23 yards (C.Conte).	P5
<u>1-10-GB 45</u>	(13:29) (Shotgun) A.Rodgers pass incomplete short left to R.Cobb.	
2-10-GB 45	(13:25) E.Lacy left tackle to GB 47 for 2 yards (D.Williams).	
3-8-GB 47	(12:44) (Shotgun) A.Rodgers pass short middle to J.Nelson to CHI 38 for 15 yards (R.Mundy).	P6
<u>1-10-CHI 38</u>	(12:15) E.Lacy left tackle to CHI 33 for 5 yards (L.Briggs).	
2-5-CHI 33	(11:51) (Shotgun) A.Rodgers pass short right to R.Cobb to CHI 30 for 3 yards (D.Williams).	
3-2-CHI 30	(11:26) (No Huddle) E.Lacy right end to CHI 30 for no gain (L.Briggs). <i>PENALTY on CHI-D.Williams, Unnecessary Roughness, 15 yards, enforced at CHI 30.</i>	X7
<u>1-10-CHI 15</u>	(10:56) (Shotgun) A.Rodgers pass short left to R.Cobb to CHI 3 for 12 yards (K.Fuller).	P8
<u>1-3-CHI 3</u>	(10:18) (Shotgun) A.Rodgers pass incomplete short left to J.Nelson.	
2-3-CHI 3	<b>(10:15) (Shotgun) A.Rodgers pass short left to J.Nelson for 3 yards, TOUCHDOWN.</b> M.Crosby extra point is GOOD, Center-B.Goode, Holder-T.Masthay.	P9

Timeout at 10:11.

<b>GB 14 CHI 10, 10 plays, 78 yards, 1 penalty, 3:47 drive, 4:49 elapsed</b>
--

M.Crosby kicks 65 yards from GB 35 to end zone, Touchback.

### Chicago Bears at 10:11

1-10-CHI 20	(10:11) E.Britton reported in as eligible. J.Cutler FUMBLES (Aborted) at CHI 18, and recovers at CHI 15. J.Cutler pass short left to A.Jeffery pushed ob at CHI 33 for 13 yards (T.Williams).	P13
<u>1-10-CHI 33</u>	(9:24) J.Cutler pass short middle to B.Marshall to CHI 46 for 13 yards (S.Shields).	P14
<u>1-10-CHI 46</u>	(8:54) (No Huddle, Shotgun) J.Cutler pass short middle to M.Forte to CHI 47 for 1 yard (A.Hawk).	
2-9-CHI 47	(8:13) (Shotgun) M.Forte right guard to CHI 49 for 2 yards (J.Lattimore).	
3-7-CHI 49	(7:34) (Shotgun) J.Cutler pass short right to M.Bennett to GB 28 for 23 yards (M.Burnett).	P15
<u>1-10-GB 28</u>	(6:44) K.Carey right tackle to GB 24 for 4 yards (C.Hayward).	
2-6-GB 24	<i>(6:44) PENALTY on GB, Illegal Substitution, 5 yards, enforced at GB 24 - No Play.</i>	
2-1-GB 19	(5:56) M.Forte right tackle to GB 19 for no gain (J.Lattimore; A.Hawk).	
3-1-GB 19	(5:12) E.Britton reported in as eligible. M.Forte left tackle to GB 15 for 4 yards (A.Hawk).	R16
<u>1-10-GB 15</u>	(4:31) (Shotgun) J.Cutler pass short middle to M.Bennett pushed ob at GB 8 for 7 yards (C.Hayward).	
2-3-GB 8	<b>(3:57) J.Cutler pass short left to A.Jeffery for 8 yards, TOUCHDOWN.</b> R.Gould extra point is GOOD, Center-J.Cain, Holder-P.O'Donnell.	P17

Timeout at 03:50.

<b>GB 14 CHI 17, 10 plays, 80 yards, 1 penalty, 6:21 drive, 11:10 elapsed</b>
---

R.Gould kicks onside 26 yards from CHI 35 to GB 39, impetus ends at CHI 46. S.Richardson (didn't try to advance) to GB 39 for no gain (S.Perry).

Timeout at 03:46.

### Green Bay Packers at 3:50, (1st play from scrimmage 3:46)

1-10-GB 39	(3:46) (Shotgun) A.Rodgers pass short right to D.Adams pushed ob at CHI 46 for 15 yards (I.Frey).	P10
<u>1-10-CHI 46</u>	(3:10) (No Huddle, Shotgun) E.Lacy left guard to CHI 37 for 9 yards (J.Bostic).	
2-1-CHI 37	(2:45) (No Huddle, Shotgun) A.Rodgers pass short left to J.Nelson to CHI 36 for 1 yard (K.Fuller; I.Frey).	P11
<u>1-10-CHI 36</u>	(2:01) (No Huddle, Shotgun) A.Rodgers pass short left to E.Lacy pushed ob at CHI 25 for 11 yards (R.Mundy).	P12

Two-Minute Warning

Green Bay Packers vs Chicago Bears at Soldier Field

<u>1-10-CHI 25</u>	(1:54) (Shotgun) A.Rodgers pass incomplete short right to E.Lacy.	
2-10-CHI 25	(1:50) (No Huddle, Shotgun) E.Lacy left tackle to CHI 22 for 3 yards (W.Young).	
3-7-CHI 22	<b>(1:10) (Shotgun) A.Rodgers pass deep right to R.Cobb for 22 yards, TOUCHDOWN.</b>	P13
	M.Crosby extra point is GOOD, Center-B.Goode, Holder-T.Masthay.	
	<i>PENALTY on GB-D.Jones, Offensive Holding, 10 yards, enforced at CHI 2 - No Play.</i>	
	M.Crosby extra point is GOOD, Center-B.Goode, Holder-T.Masthay.	

Timeout at 01:03.

GB 21 CHI 17, 7 plays, 61 yards, 2:47 drive, 13:57 elapsed

M.Crosby kicks 65 yards from GB 35 to end zone, Touchback.

Chicago Bears at 1:03

1-10-CHI 20	(1:03) (Shotgun) M.Forte right guard to CHI 33 for 13 yards (H.Clinton-Dix).	R18
	Timeout #1 by CHI at 00:56.	
<u>1-10-CHI 33</u>	(:56) M.Forte right guard to CHI 38 for 5 yards (D.Jones).	
2-5-CHI 38	(:36) (No Huddle, Shotgun) J.Cutler pass deep left to M.Bennett to GB 36 for 26 yards (M.Burnett).	P19
	Timeout #2 by CHI at 00:26.	
<u>1-10-GB 36</u>	(:26) (Shotgun) J.Cutler pass incomplete deep left to A.Jeffery (S.Shields).	
2-10-GB 36	(:21) (Shotgun) J.Cutler pass deep left to M.Bennett to GB 9 for 27 yards (M.Hyde).	P20
	Timeout #3 by CHI at 00:14.	
<u>1-9-GB 9</u>	(:14) (Shotgun) J.Cutler pass incomplete short left to B.Marshall [M.Neal].	
2-9-GB 9	(:09) (Shotgun) J.Cutler pass short middle to M.Bennett to GB 1 for 8 yards (H.Clinton-Dix).	
	<i>PENALTY on CHI-K.Long, Unnecessary Roughness, 15 yards, enforced between downs.</i>	
	The Replay Official challenged the runner was down by contact ruling, and the play was Upheld.	

END OF QUARTER

	Score	Time Poss	First Downs				Efficiencies	
			R	P	X	T	3 Down	4 Down
Green Bay Packers	21	6:34	0	8	1	9	2/3	0/0
Chicago Bears	17	8:26	2	6	1	9	2/3	0/0



## Play By Play

## Third Quarter

9/28/2014

GB elects to Receive, and CHI elects to defend the North goal.

R.Gould kicks 75 yards from CHI 20 to GB 5. M.Hyde to GB 30 for 25 yards (D.Hurst).

**Green Bay Packers at 15:00, (1st play from scrimmage 14:53)**

1-10-GB 30	(14:53) E.Lacy left guard to GB 33 for 3 yards (E.Ferguson).	
2-7-GB 33	(14:22) A.Rodgers scrambles left end pushed ob at GB 41 for 8 yards (R.Mundy).	R14
<u>1-10-GB 41</u>	(13:49) (Shotgun) A.Rodgers pass incomplete short middle to D.Adams.	
2-10-GB 41	(13:45) (Shotgun) A.Rodgers pass deep right to R.Cobb to CHI 37 for 22 yards (C.Conte).	P15
<u>1-10-CHI 37</u>	(13:18) (No Huddle) E.Lacy right end to CHI 34 for 3 yards (W.Young; W.Sutton).	
2-7-CHI 34	(12:56) (No Huddle) A.Rodgers pass incomplete deep right to A.Quarless.	
	<i>PENALTY on CHI, Defensive 12 On-field, 5 yards, enforced at CHI 34 - No Play.</i>	
2-2-CHI 29	(12:55) (Shotgun) E.Lacy left guard to CHI 22 for 7 yards (K.Fuller).	
	<i>PENALTY on GB-C.Linsley, Offensive Holding, 10 yards, enforced at CHI 29 - No Play.</i>	
2-12-CHI 39	(12:36) (Shotgun) A.Rodgers pass short left to R.Cobb to CHI 34 for 5 yards (K.Fuller).	
3-7-CHI 34	(11:49) (No Huddle, Shotgun) A.Rodgers pass deep left to D.Adams for 34 yards, TOUCHDOWN NULLIFIED by Penalty.	
	<i>PENALTY on GB-C.Linsley, Offensive Holding, 10 yards, enforced at CHI 34 - No Play.</i>	
3-17-CHI 44	(11:40) (Shotgun) A.Rodgers pass short right to J.Nelson to CHI 35 for 9 yards (J.Bostic).	
4-8-CHI 35	<b>(11:02) M.Crosby 53 yard field goal is GOOD, Center-B.Goode, Holder-T.Masthay.</b>	

Timeout at 10:57.

<b>GB 24 CHI 17, 8 plays, 35 yards, 1 penalty, 4:03 drive, 4:03 elapsed</b>
---

M.Crosby kicks 72 yards from GB 35 to CHI -7. R.Ross to CHI 15 for 22 yards (B.Bostick).

Timeout at 10:51.

**Chicago Bears at 10:57, (1st play from scrimmage 10:51)**

1-10-CHI 15	(10:51) (Shotgun) J.Cutler pass short right to M.Forte to CHI 40 for 25 yards (A.Hawk).	P21
<u>1-10-CHI 40</u>	(10:06) (Shotgun) K.Carey left guard to CHI 46 for 6 yards (A.Hawk).	
2-4-CHI 46	(9:30) (Shotgun) M.Forte left guard to GB 35 for 19 yards (M.Hyde).	R22
<u>1-10-GB 35</u>	(8:46) J.Cutler pass incomplete deep left to B.Marshall.	
2-10-GB 35	(8:39) (Shotgun) M.Forte right tackle to GB 26 for 9 yards (A.Hawk).	
3-1-GB 26	(8:19) J.Cutler right guard to GB 24 for 2 yards (M.Burnett).	R23
<u>1-10-GB 24</u>	(7:39) (Shotgun) J.Cutler pass short right intended for J.Morgan INTERCEPTED by C.Matthews at GB 25. C.Matthews pushed ob at CHI 35 for 40 yards (M.Forte).	

**Green Bay Packers at 7:29**

1-10-CHI 35	(7:29) E.Lacy left tackle to CHI 29 for 6 yards (R.Mundy).	
2-4-CHI 29	(6:51) (No Huddle) E.Lacy left tackle to CHI 27 for 2 yards (J.Bostic).	
3-2-CHI 27	(6:09) (Shotgun) A.Rodgers pass short right to J.Nelson to CHI 12 for 15 yards (T.Jennings).	P16
<u>1-10-CHI 12</u>	(5:25) (Shotgun) E.Lacy left guard to CHI 11 for 1 yard (W.Sutton).	
2-9-CHI 11	(4:39) (Shotgun) A.Rodgers pass incomplete short left to R.Cobb.	
3-9-CHI 11	<b>(4:35) (Shotgun) A.Rodgers pass short right to J.Nelson for 11 yards, TOUCHDOWN.</b>	P17
	M.Crosby extra point is GOOD, Center-B.Goode, Holder-T.Masthay.	

Timeout at 04:28.

<b>GB 31 CHI 17, 6 plays, 35 yards, 3:01 drive, 10:32 elapsed</b>
---

M.Crosby kicks 65 yards from GB 35 to end zone, Touchback.

Timeout at 04:28.

**Chicago Bears at 4:28**

1-10-CHI 20	(4:28) A.Jeffery left end to CHI 32 for 12 yards (D.House). FUMBLES (D.House), ball out of bounds at CHI 32.	R24
<u>1-10-CHI 32</u>	(3:53) (Shotgun) J.Cutler pass short right to A.Jeffery to CHI 41 for 9 yards (T.Williams).	
2-1-CHI 41	(3:27) (No Huddle) M.Forte right guard to CHI 43 for 2 yards (M.Neal).	R25
<u>1-10-CHI 43</u>	(2:49) (Shotgun) M.Forte right guard to CHI 46 for 3 yards (J.Elliott).	
2-7-CHI 46	(2:13) (Shotgun) J.Cutler pass short middle to M.Bennett to GB 45 for 9 yards (M.Burnett).	P26
<u>1-10-GB 45</u>	(1:48) (No Huddle, Shotgun) J.Cutler pass deep right intended for B.Marshall INTERCEPTED by S.Shields at GB 27. S.Shields pushed ob at CHI 11 for 62 yards (J.Cutler).	

**Green Bay Packers at 1:33**

1-10-CHI 11	(1:33) E.Lacy right guard to CHI 8 for 3 yards (R.Mundy).	
-------------	---	--

Green Bay Packers vs Chicago Bears at Soldier Field

2-7-CHI 8 (:53) (Shotgun) A.Rodgers sacked ob at CHI 8 for 0 yards (E.Ferguson).

Timeout #1 by GB at 00:10.

3-7-CHI 8 (:10) (Shotgun) A.Rodgers pass short right to D.Adams to CHI 5 for 3 yards (T.Jennings).

END OF QUARTER

	Score	Time	First Downs				Efficiencies	
		Poss	R	P	X	T	3 Down	4 Down
Green Bay Packers	31	8:37	1	3	0	4	2/4	0/0
Chicago Bears	17	6:23	4	2	0	6	1/1	0/0

## Fourth Quarter

9/28/2014

## Play By Play

Green Bay Packers continued.

4-4-CHI 5	(15:00) M.Crosby 23 yard field goal is GOOD, NULLIFIED by Penalty, Center-B.Goode, Holder-T.Masthay. <i>PENALTY on CHI-J.Bostic, Defensive Holding, 2 yards, enforced at CHI 5 - No Play.</i>	X18
<u>1-3-CHI 3</u>	<b>(14:56) (Shotgun) A.Rodgers pass short left to R.Cobb for 3 yards, TOUCHDOWN.</b> M.Crosby extra point is GOOD, Center-B.Goode, Holder-T.Masthay.	P19

<b>GB 38 CHI 17, 4 plays, 11 yards, 1 penalty, 1:41 drive, 0:08 elapsed</b>
---

M.Crosby kicks 72 yards from GB 35 to CHI -7. R.Ross to CHI 14 for 21 yards (J.Bush).

Timeout at 14:47.

## Chicago Bears at 14:52, (1st play from scrimmage 14:47)

1-10-CHI 14	(14:47) (Shotgun) M.Forte left tackle to CHI 19 for 5 yards (M.Burnett).	
2-5-CHI 19	(14:07) (Shotgun) J.Cutler pass short left to J.Morgan to CHI 25 for 6 yards (S.Shields).	P27
<u>1-10-CHI 25</u>	(13:36) (Shotgun) J.Cutler pass incomplete short right to M.Forte.	
2-10-CHI 25	(13:31) (Shotgun) M.Forte left guard to CHI 29 for 4 yards (N.Perry). Timeout #2 by GB at 12:58.	
3-6-CHI 29	(12:58) (Shotgun) J.Cutler pass short middle to M.Bennett to CHI 39 for 10 yards (H.Clinton-Dix).	P28
<u>1-10-CHI 39</u>	(12:32) (No Huddle, Shotgun) J.Cutler pass short middle to M.Forte to GB 46 for 15 yards (J.Lattimore).	P29
<u>1-10-GB 46</u>	(12:06) (No Huddle, Shotgun) J.Cutler pass deep right intended for D.Rosario INTERCEPTED by T.Williams at GB 23. T.Williams to GB 23 for no gain (D.Rosario). The Replay Official challenged the pass completion ruling, and the play was REVERSED. (No Huddle, Shotgun) J.Cutler pass incomplete deep right to D.Rosario. Timeout #1 by CHI at 12:02. Timeout charged for throwing challenge flag on change of possession.	
2-10-GB 46	(12:02) (Shotgun) J.Cutler pass short middle to M.Bennett to GB 37 for 9 yards (J.Lattimore; C.Hayward).	
3-1-GB 37	(11:32) (Shotgun) J.Cutler sacked at GB 41 for -4 yards (D.Jones).	
4-5-GB 41	(10:49) (Shotgun) J.Cutler pass incomplete short right to M.Bennett.	

Timeout at 10:44.

## Green Bay Packers at 10:44

1-10-GB 41	(10:44) E.Lacy left tackle to GB 42 for 1 yard (W.Young).	
2-9-GB 42	(10:01) E.Lacy right tackle to CHI 48 for 10 yards (W.Sutton).	R20
<u>1-10-CHI 48</u>	(9:15) E.Lacy left tackle to CHI 48 for no gain (L.Briggs).	
2-10-CHI 48	(8:34) A.Rodgers pass deep middle to R.Cobb pushed ob at CHI 2 for 46 yards (T.Jennings). CHI-L.Houston was injured during the play. His return is Questionable.	P21
<u>1-2-CHI 2</u>	(7:44) E.Lacy right guard to CHI 1 for 1 yard (R.Mundy).	
2-1-CHI 1	(6:58) E.Lacy left end for 1 yard, TOUCHDOWN NULLIFIED by Penalty. <i>PENALTY on GB-A.Quarless, Offensive Holding, 10 yards, enforced at CHI 1 - No Play.</i>	
2-11-CHI 11	(6:53) E.Lacy left end to CHI 14 for -3 yards (W.Young).	
3-14-CHI 14	(6:05) (Shotgun) A.Rodgers pass short left to E.Lacy to CHI 7 for 7 yards (C.Conte). <i>PENALTY on GB-D.Bakhtiari, Offensive Holding, 10 yards, enforced at CHI 14 - No Play.</i>	
3-24-CHI 24	(5:37) (Shotgun) A.Rodgers pass short right to J.Nelson to CHI 20 for 4 yards (T.Jennings).	
4-20-CHI 20	(4:52) M.Crosby 38 yard field goal is BLOCKED (W.Young), Center-B.Goode, Holder-T.Masthay.	

Timeout at 04:47.

## Chicago Bears at 4:47

1-10-CHI 28	(4:47) #8 J. Clausen in at QB E.Britton reported in as eligible. K.Carey right tackle to CHI 41 for 13 yards (M.Burnett).	R30
<u>1-10-CHI 41</u>	(4:13) (Shotgun) J.Clausen pass short right to J.Morgan to 50 for 9 yards (M.Burnett).	
2-1-50	(3:39) (Shotgun) K.Carey right tackle to GB 45 for 5 yards (M.Burnett; M.Pennel).	R31
<u>1-10-GB 45</u>	(3:04) (Shotgun) K.Carey right end to GB 43 for 2 yards (T.Williams).	
2-8-GB 43	(2:30) (Shotgun) K.Carey left guard to GB 35 for 8 yards (A.Hawk).	R32
<u>1-10-GB 35</u>	(2:07) (No Huddle, Shotgun) K.Carey right guard to GB 34 for 1 yard (M.Burnett).	

## Two-Minute Warning

2-9-GB 34	(2:00) K.Carey right tackle to GB 32 for 2 yards (M.Burnett).	
3-7-GB 32	(1:27) (Shotgun) E.Britton reported in as eligible. K.Carey left guard to GB 28 for 4 yards (M.Pennel).	
4-3-GB 28	(:50) (Shotgun) K.Carey left end to GB 22 for 6 yards (J.Bush).	R33
<u>1-10-GB 22</u>	(:24) (Shotgun) K.Carey left tackle to GB 20 for 2 yards (S.Richardson).	

Green Bay Packers vs Chicago Bears at Soldier Field

END OF QUARTER

	Score	Time Poss	First Downs				Efficiencies	
			R	P	X	T	3 Down	4 Down
Green Bay Packers	38	6:05	1	2	1	4	0/1	0/0
Chicago Bears	17	8:55	4	3	0	7	1/3	1/2

# Miscellaneous Statistics Report

## Green Bay Packers vs Chicago Bears

9/28/2014 at Soldier Field

### Ten Longest Plays for Green Bay Packers

Yards	Qtr	Play Start	Play Description
46	4	2-10-CHI 48	(8:34) A.Rodgers pass deep middle to R.Cobb pushed ob at CHI 2 for 46 yards (T.Jennings). CHI-L.Houston was injured during the play. His return is Questionable.
43	1	2-1-GB 28	(6:04) (No Huddle, Shotgun) A.Rodgers pass deep right to R.Rodgers to CHI 29 for 43 yards (R.Mundy).
23	2	1-10-GB 22	(13:52) A.Rodgers pass deep right to J.Nelson to GB 45 for 23 yards (C.Conte).
22	2	3-7-CHI 22	(1:10) (Shotgun) A.Rodgers pass deep right to R.Cobb for 22 yards, TOUCHDOWN.
22	3	2-10-GB 41	(13:45) (Shotgun) A.Rodgers pass deep right to R.Cobb to CHI 37 for 22 yards (C.Conte).
17	1	1-10-CHI 29	(5:27) (Shotgun) A.Rodgers pass short left to J.Nelson to CHI 12 for 17 yards (C.Conte; J.Bostic).
15	2	3-8-GB 47	(12:44) (Shotgun) A.Rodgers pass short middle to J.Nelson to CHI 38 for 15 yards (R.Mundy).
15	2	3-2-CHI 30	(11:26) (No Huddle) E.Lacy right end to CHI 30 for no gain (L.Briggs). PENALTY on CHI-D.Williams, Unnecessary Roughness, 15 yards, enforced at CHI 30.
15	2	1-10-GB 39	(3:46) (Shotgun) A.Rodgers pass short right to D.Adams pushed ob at CHI 46 for 15 yards (I.Frey).
15	3	3-2-CHI 27	(6:09) (Shotgun) A.Rodgers pass short right to J.Nelson to CHI 12 for 15 yards (T.Jennings).

### Ten Longest Plays for Chicago Bears

Yards	Qtr	Play Start	Play Description
27	2	2-10-GB 36	(:21) (Shotgun) J.Cutler pass deep left to M.Bennett to GB 9 for 27 yards (M.Hyde).
26	2	2-5-CHI 38	(:36) (No Huddle, Shotgun) J.Cutler pass deep left to M.Bennett to GB 36 for 26 yards (M.Burnett).
25	1	4-1-GB 35	(:45) J.Cutler FUMBLES (Aborted) at GB 36, and recovers at GB 36. J.Cutler to GB 20 for 16 yards.
25	3	1-10-CHI 15	(10:51) (Shotgun) J.Cutler pass short right to M.Forte to CHI 40 for 25 yards (A.Hawk).
23	2	3-7-CHI 49	(7:34) (Shotgun) J.Cutler pass short right to M.Bennett to GB 28 for 23 yards (M.Burnett).
19	3	2-4-CHI 46	(9:30) (Shotgun) M.Forte left guard to GB 35 for 19 yards (M.Hyde).
17	1	3-4-GB 31	(10:04) (Shotgun) J.Cutler scrambles right end to GB 19 for 12 yards.
17	1	1-10-CHI 20	(4:08) M.Forte right tackle to CHI 37 for 17 yards (A.Hawk).
15	1	2-7-CHI 48	(12:03) (Shotgun) J.Cutler pass short left to M.Bennett pushed ob at GB 37 for 15 yards (T.Williams).
15	4	1-10-CHI 39	(12:32) (No Huddle, Shotgun) J.Cutler pass short middle to M.Forte to GB 46 for 15 yards (J.Lattimore).

### Touchdown Scoring Information

		Offense	Defense	Special Teams
<b>VISITOR</b>	Green Bay Packers	5	0	0
<b>HOME</b>	Chicago Bears	2	0	0

### Player Scoring Information

Club	Player	TD	Rush TD	Rec TD	KO TD	Punt TD	Int TD	Fum TD	Misc TD	FG	XP	2Pt Rush	2Pt Rec	Sfty	Points
GB	R.Cobb	0	0	2	0	0	0	0	0	0	0	0	0	0	12
GB	J.Nelson	0	0	2	0	0	0	0	0	0	0	0	0	0	12
GB	M.Crosby	0	0	0	0	0	0	0	0	1	5	0	0	0	8
GB	E.Lacy	0	1	0	0	0	0	0	0	0	0	0	0	0	6
CHI	B.Marshall	0	0	1	0	0	0	0	0	0	0	0	0	0	6
CHI	A.Jeffery	0	0	1	0	0	0	0	0	0	0	0	0	0	6
CHI	R.Gould	0	0	0	0	0	0	0	0	1	2	0	0	0	5

### Possession Detail

	First Half		Second Half		Game	
	Visitor	Home	Visitor	Home	Visitor	Home
Largest Lead	4	7	21	0	21	7
Drives Leading	0	0	4	0	4	0
Time of Possession Leading	0:00	0:00	14:42	0:00	14:42	0:00
Largest Deficit	-7	-4	0	-21	-7	-21
Drives Trailing	3	2	0	4	3	6
Time of Possession Trailing	8:56	7:24	0:00	15:18	8:56	22:42
Times Score Tied Up		1		0		1
Lead Changes		5		0		5



# Playtime Percentage

Percent of playtime per player on offense, defense and special teams

Green Bay Packers							Chicago Bears								
		Offense		Defense		Special Teams				Offense		Defense		Special Teams	
J Sitton	G	52	100%			9	39%	J Bushrod	T	78	100%			3	13%
T Lang	G	52	100%			9	39%	M Ola	G	78	100%			3	13%
B Bulaga	T	52	100%			9	39%	K Long	G	78	100%			3	13%
D Bakhtiari	T	52	100%			9	39%	J Mills	T	78	100%			3	13%
R Cobb	WR	52	100%					B De La Puente	C	78	100%			1	4%
A Rodgers	QB	52	100%					B Marshall	WR	68	87%				
J Nelson	WR	52	100%					J Cutler	QB	68	87%				
C Linsley	C	52	100%					A Jeffery	WR	64	82%				
E Lacy	RB	50	96%					M Forte	RB	60	77%				
A Quarless	TE	43	83%					M Bennett	TE	56	72%			2	9%
D Adams	WR	37	71%					J Morgan	WR	44	56%				
R Rodgers	TE	22	42%					S Holmes	WR	31	40%				
J Kuhn	FB	2	4%			4	17%	K Carey	RB	22	28%				
J Janis	WR	1	2%			5	22%	D Rosario	TE	18	23%			10	43%
J Starks	RB	1	2%			4	17%	E Britton	T	17	22%			3	13%
S Shields	CB			78	100%			R Ross	WR	10	13%			7	30%
A Hawk	LB			78	100%			J Clausen	QB	10	13%				
T Williams	CB			78	100%			R Mundy	SS			52	100%	11	48%
M Burnett	SS			75	96%	10	43%	K Fuller	CB			52	100%	10	43%
J Lattimore	LB			64	82%	3	13%	T Jennings	CB			52	100%	9	39%
H Clinton-Dix	FS			58	74%	4	17%	L Briggs	LB			52	100%	9	39%
J Peppers	LB			52	67%	3	13%	J Bostic	LB			52	100%	9	39%
C Matthews	LB			47	60%	3	13%	W Young	DE			47	90%	9	39%
M Neal	LB			39	50%	4	17%	L Houston	DE			46	88%	9	39%
M Daniels	DE			38	49%	3	13%	C Conte	SS			46	88%	8	35%
M Hyde	FS			34	44%	14	61%	S Paea	NT			42	81%	9	39%
D House	CB			33	42%	10	43%	W Sutton	DT			40	77%	5	22%
D Jones	DE			32	41%	12	52%	I Frey	CB			28	54%	12	52%
L Guion	NT			28	36%			D Williams	LB			24	46%		
N Perry	LB			26	33%	7	30%	E Ferguson	NT			14	27%		
C Hayward	CB			26	33%	7	30%	T Scott	DE			8	15%	11	48%
J Boyd	DE			24	31%	10	43%	D McCray	FS			6	12%	11	48%
M Pennel	NT			22	28%	2	9%	D Bass	DE			6	12%		
J Elliott	LB			14	18%	11	48%	C Washington	DE			5	10%	11	48%
J Bush	CB			7	9%	14	61%	B Vereen	FS					12	52%
S Richardson	SS			3	4%	11	48%	C Jones	LB					11	48%
S Barrington	LB			2	3%	7	30%	S Perry	RB					11	48%
M Crosby	K					15	65%	K Greene	LB					11	48%
L Taylor	G					13	57%	T Manning	LB					11	48%
D Sherrod	T					9	39%	R Gould	K					7	30%
B Goode	LS					9	39%	D Sharpton	LB					5	22%
T Masthay	P					9	39%	D Hurst	CB					4	17%
B Bostick	TE					6	26%	A Dixon	S					4	17%
R Taylor	TE					4	17%	P O'Donnell	P					3	13%
D Harris	RB					4	17%								

T Boggs	C	3	13%
J Cain	LS	3	13%