



**COWBOYS**



**PACKERS**

**PACKERS WEEKLY MEDIA INFORMATION PACKET**

DALLAS COWBOYS **VS** GREEN BAY PACKERS  
SUNDAY, JANUARY 11, 2015 @ 12:05 PM CST - LAMBEAU FIELD





# THE DOPE SHEET

OFFICIAL PROGRAM AND PUBLICATION, ACME-PACKERS FOOTBALL TEAM.

Packers Public Relations • Lambeau Field Atrium • 1265 Lombardi Avenue • Green Bay, WI 54304 • 920/569-7500 • 920/569-7201 fax  
Jason Wahlers, Aaron Popkey, Sarah Quick, Tom Fanning, Nathan LoCascio

**VOL. XVI; NO. 25**

**GREEN BAY, JAN. 6, 2015**

**NFC DIVISIONAL PLAYOFF**

**DALLAS (13-4) AT GREEN BAY (12-4)**  
Sunday, Jan. 11 • Lambeau Field • 12:05 p.m. CST

## PACKERS HOST COWBOYS IN DIVISIONAL CONTEST

Green Bay will play Dallas in the postseason for the seventh time and the first time since 1996. This will be only the second time the Packers have played against the Cowboys at home in the playoffs.



- ▶ The only time Dallas visited Green Bay in the postseason was for the 1967 NFL Championship, most commonly known as the 'Ice Bowl.' Kickoff temperature was recorded as minus-13 with a minus-46 wind chill, the coldest game in league annals. Bart Starr's game-winning TD, a 1-yard dive with 13 seconds left, sealed Green Bay's third straight championship en route to its second consecutive Super Bowl title.
- ▶ The two storied franchises both rank in the top four in postseason victories (Dallas-34 / Pittsburgh-33 / Green Bay-30 / San Francisco-30).
- ▶ Sunday will be the first playoff game in NFL history with a team that finished 8-0 at home during the regular season hosting a team that was 8-0 on the road during the regular season.
- ▶ It will only be the third NFL playoff game with a team that was undefeated at home during the regular season hosting a team that was undefeated on the road (1948: 6-0 Chicago Cardinals at 6-0 Philadelphia Eagles / 1972: 7-0 Miami Dolphins at 7-0 Pittsburgh Steelers).
- ▶ Green Bay is 15-16 against the Dallas in the overall series, but has won three straight over the Cowboys, including the last matchup, 37-36, at Dallas last season.
- ▶ Of the Cowboys' 13 road games against the Packers, only one has taken place in December or January, the 'Ice Bowl' on Dec. 31, 1967. This will be the latest date Dallas has played at Green Bay.
- ▶ The Packers have won four of the last five against the Cowboys at Lambeau Field, scoring over 40 points in three of the wins.
- ▶ Green Bay is 16-5 all-time at home during the postseason. The Packers' 16 postseason wins at home are the fifth most in the NFL.
- ▶ The Packers enter the postseason having won their last two games and seven of the final eight.
- ▶ Dating back to 1978, Green Bay's seven wins in Games 9-16 are tied for the most by the Packers (1984, 1997, 2009, 2011).
- ▶ Green Bay and Seattle were the only teams to go 7-1 over the final eight games of the 2014 regular season.

## BACK IN THE POSTSEASON

Green Bay's 30th postseason berth in team history marks the franchise's 17th appearance in the last 22 seasons and the seventh in nine seasons under McCarthy.

- ▶ The Packers are the only team in the NFC to win its division each of the last four seasons (2011-14) and one of only three NFL teams to do so over that span (Denver, New England).
- ▶ Green Bay tied a franchise record with its sixth consecutive playoff berth (1993-98).
- ▶ The Packers join the Patriots as the only teams to make the playoffs each of the last six years.

## WITH THE CALL

FOX Sports, now in its 21st season as an NFL network television partner, will broadcast the game to a national audience.



- ▶ Play-by-play man **Joe Buck** joins analyst **Troy Aikman** with **Erin Andrews** and **Chris Myers** reporting from the sidelines.
- ▶ Milwaukee's WTMJ (620 AM), airing Green Bay games since November 1929, heads up the Packers Radio Network that is made up of 50 stations in five states. **Wayne Larrivee** (play-by-play) and two-time Packers Pro Bowler **Larry McCarren** (analyst) call the action. McCarren first joined the team's broadcasts in 1995 and enters his 20th season calling Packers' games. McCarren, who is in his 26th year in Green Bay television, has four times been voted Wisconsin Sportscaster of the Year by the National Sportscasters and Sportswriters Association. After originally being paired together in 1999, McCarren and Larrivee enter their 16th season of broadcasts together.
- ▶ Westwood One will air the game across the country. **Kevin Harlan** (play-by-play) and **Dan Fouts** (analyst) will call the action with **Hub Arkush** (sideline) while **Scott Graham** will host pre-game and half-time shows.
- ▶ The broadcast is also available on Sirius Satellite Radio (WTMJ feed) as part of the network's NFL Sunday Drive.
- ▶ The game will broadcast across the country in Spanish on ESPN Deportes with **Kenneth Garay** (play-by-play) and **Sebastian Martinez Christensen** (analyst) calling the action.

## REGULAR SEASON

Date	Opponent	Time (CT)	TV
Thu., Sept. 4	at Seattle Seahawks	L, 16-36	68,424
Sun., Sept. 14	NEW YORK JETS	.W, 31-24	78,041
Sun., Sept. 21	at Detroit Lions	L, 7-19	62,418
Sun., Sept. 28	at Chicago Bears	.W, 38-17	61,736
Thu., Oct. 2	MINNESOTA VIKINGS (Gold Pkg.)	.W, 42-10	78,054
Sun., Oct. 12	at Miami Dolphins	.W, 27-24	70,875
Sun., Oct. 19	CAROLINA PANTHERS	.W, 38-17	78,106
Sun., Oct. 26	at New Orleans Saints	L, 23-44	73,146
Sun., Nov. 2	<i>Open Date</i>		
Sun., Nov. 9	CHICAGO BEARS	.W, 55-14	78,292
Sun., Nov. 16	PHILADELPHIA EAGLES (Gold Pkg.)	.W, 53-20	78,270
Sun., Nov. 23	at Minnesota Vikings	.W, 24-21	52,386
Sun., Nov. 30	NEW ENGLAND PATRIOTS	.W, 26-21	78,431
Mon., Dec. 8	ATLANTA FALCONS	.W, 43-37	77,512
Sun., Dec. 14	at Buffalo Bills	L, 13-21	70,214
Sun., Dec. 21	at Tampa Bay Buccaneers	.W, 20-3	64,247
Sun., Dec. 28	DETROIT LIONS	.W, 30-20	78,408

## NFL POSTSEASON DATES

Jan. 10-11 .....AFC and NFC Divisional Playoffs  
 Jan. 18 .....AFC and NFC Championship Games  
 Jan. 25 .....Pro Bowl, University of Phoenix Stadium, Arizona  
 Feb. 1 .....Super Bowl XLIX, University of Phoenix Stadium, Arizona





## COWBOYS AT PACKERS - NFC DIVISIONAL PLAYOFF

### A HISTORY OF SUCCESS

With their 20-3 victory at Tampa Bay in Week 16, the Packers secured their 30th postseason berth in the history of the franchise, third most in league annals:

Team	Postseason Appearances
1t. Dallas	31
1t. N.Y. Giants	31
<b>3. Green Bay</b>	<b>30</b>

► The divisional game will mark Green Bay's 50th postseason game, the third most in NFL history:

Team	Postseason Games
1. Dallas	59
2. Pittsburgh	55
<b>3. Green Bay</b>	<b>49</b>
4. N.Y. Giants	48

► The Packers have a 30-19 all-time record in the postseason, a .612 winning percentage that ranks **No. 2 in the NFL**:

Team	Postseason Winning Pct.
1. Baltimore	.682 (15-7)
<b>2. Green Bay</b>	<b>.612 (30-19)</b>
3. Pittsburgh	.600 (33-22)
4. San Francisco	.600 (30-20)
5t. New England	.581 (25-18)
5t. Oakland	.581 (25-18)

► Green Bay has now made the postseason each of the last six seasons, joining New England as the only team in the league to accomplish that feat each year from 2009-14. The streak of six consecutive postseason appearances is **tied for No. 1 in team history**:

Seasons	Consecutive Playoff Berths
<b>1t. 2009-14</b>	<b>6</b>
1t. 1993-98	6
3. 2001-04	4

### HOW THEY HAVE FARED

Since the NFL went to a 12-team playoff format in 1990, the Packers have been the No. 2 seed in the NFC three times (1997, 2007, 2014).

► This will be the fifth time that the Packers have earned a bye to the divisional round in their 17 playoff appearances since 1990. Green Bay has a 2-2 mark under Head Coach **Mike McCarthy** in divisional playoff games.

► A breakdown of the Packers' playoff seeds, and their postseason record as that seed, from 1990-2013:

PLAYOFF SEED			
No. 1	2 times (3-1)	No. 4	4 times (3-4)
No. 2	2 times (3-2)	No. 5	2 times (0-2)
No. 3	3 times (3-4)	No. 6	2 times (5-1)

### POSTSEASON PROFICIENCY

As productive as QB **Aaron Rodgers** has been during the regular season in his seven years as the starter, he has also carried that over to the playoffs.

► Rodgers capped off the 2010 postseason with a 304-yard, three-TD effort vs. Pittsburgh that earned him Super Bowl MVP honors. He became just the **fourth quarterback in NFL history** to throw for 300 yards and three TDs with no INTs in a Super Bowl, joining Joe Montana, Steve Young and Jake Delhomme.

► Rodgers has posted a 110-plus passer rating in four of his eight career postseason starts. That already **ties him for sixth in league history** behind Montana (six in 23 starts), Tom Brady (six in 26 starts), Brett Favre (five in 24 starts), Troy Aikman (five in 16 starts) and Terry Bradshaw (five in 19 starts).

► A look at where Rodgers ranks in NFL postseason history in several categories (min. 160 attempts):

Quarterback	Passer Rating
1. Bart Starr, GB	104.8
<b>3. Aaron Rodgers, GB</b>	<b>103.6</b>
3. Kurt Warner, STL/ARI	102.8
4. Drew Brees, SD/NO	100.7
5. Joe Montana, SF	95.6

Quarterback	Completion Pct.
1. Kurt Warner, STL/ARI	66.45
2. Matt Ryan, ATL	66.31
3. Ken Anderson, CIN	66.27
<b>4. Aaron Rodgers, GB</b>	<b>66.04</b>
5. Drew Brees, SD/NO	65.95

Quarterback	Interception Pct.
1. Drew Brees, SD/NO	1.29 (464/6)
2. Bart Starr, GB	1.41 (213/3)
<b>3. Aaron Rodgers, GB</b>	<b>1.57 (318/5)</b>
4. Joe Flacco, BAL	1.99 (402/8)
5. Phil Simms, NYG	2.15 (279/6)

► Rodgers has also put together some of the best performances in single postseasons in franchise history (min. 40 att.):

Quarterback	Passer Rating
1. Bart Starr, 1966	135.6
<b>2. Aaron Rodgers, 2009</b>	<b>121.4</b>
<b>3. Aaron Rodgers, 2010</b>	<b>109.8</b>

Quarterback	Passing Touchdowns
<b>1. Aaron Rodgers, 2010</b>	<b>9</b>
2. Brett Favre, 1995	8
3. Bart Starr, 1966	6

Quarterback	Passing Yards
<b>1. Aaron Rodgers, 2010</b>	<b>1,094</b>
2. Brett Favre, 1995	805
3. Brett Favre, 1997	668





## COWBOYS AT PACKERS - NFC DIVISIONAL PLAYOFF

### WHERE THEY STAND

A look at where some current Packers rank in the career postseason franchise record book:

<u>Player</u>	<u>Passing Yards</u>
1. Brett Favre	5,311
<b>2. Aaron Rodgers</b>	<b>2,489</b>
3. Bart Starr	1,753

<u>Player</u>	<u>Passing TDs</u>
1. Brett Favre	39
<b>2. Aaron Rodgers</b>	<b>19</b>
3. Bart Starr	15

<u>Player</u>	<u>300-Yard Games</u>
1t. <b>Aaron Rodgers</b> , Brett Favre	3
3t. Bart Starr, Lynn Dickey	1

<u>Player</u>	<u>100-Plus Rating Games</u>
1. Brett Favre	9
2. Bart Starr	6
<b>3. Aaron Rodgers</b>	<b>5</b>

<u>Player</u>	<u>Completion Pct.</u>
<b>1. Aaron Rodgers</b>	<b>66.04</b>
2. Bart Starr	61.03
3. Lynn Dickey	61.02

<u>Player</u>	<u>Receiving Yards</u>
1. Antonio Freeman	748
2. Donald Driver	675
3. Greg Jennings	673
4. Robert Brooks	651
5. Carroll Dale	534
<b>6. Jordy Nelson</b>	<b>495</b>
7. Boyd Dowler	440
8. James Jones	410

<u>Player</u>	<u>Rushing Touchdowns</u>
1. Edgar Bennett	5
<b>2t. John Kuhn</b>	<b>4</b>
2t. Dorsey Levens	4

<u>Player</u>	<u>Overall Touchdowns</u>
1. Antonio Freeman	12
<b>2. John Kuhn</b>	<b>7</b>
3t. Edgar Bennett, Boyd Dowler Greg Jennings, Dorsey Levens	6

<u>Player</u>	<u>Interceptions</u>
1t. <b>Sam Shields</b> , <b>Tramon Williams</b> , Herb Adderley, Craig Newsome, Joe Laws, Eugene Robinson	4
7t. Tyrone Williams, Mike Prior	3

<u>Player</u>	<u>Sacks</u>
1. Reggie White	8.0
<b>2. Clay Matthews</b>	<b>7.5</b>
3t. Keith McKenzie, Sean Jones	4.0

<u>Player</u>	<u>Points</u>
<b>1. Mason Crosby</b>	<b>77</b>
2. Chris Jacke	73

<u>Player</u>	<u>Field Goals</u>
1t. Chris Jacke	15
1t. Ryan Longwell	15
<b>3. Mason Crosby</b>	<b>12</b>

### GOOD SECOND HALF

The Packers' 12-win regular season was fueled by winning seven of the final eight games. It was the third time Head Coach **Mike McCarthy** guided the Packers to a 7-1 record in the second half of the regular season (2009, 2011).

- Dating back to 1978, when the NFL went to a 16-game schedule, RB **Eddie Lacy's** nine touchdowns in the final eight games of the season are tied for the second most by a Packers' player (Ahman Green: nine in 2003 and 10 in 2000).
- Green Bay rushed for 1,137 yards in the final eight games of the season, the fourth most by the Packers since 1978.
- Lacy rushed for 592 yards on 117 attempts (5.1 avg.) over the final six games, No. 3 in the NFL over that span behind only Broncos RB C.J. Anderson (648) and Cowboys RB DeMarco Murray (612).
- Lacy's 929 yards from scrimmage in the final eight regular-season games are the fourth most by a Packers' player since 1978 and the most since Ahman Green's 1,098 in 2003.
- The Packers' offensive line allowed the second-fewest sacks (nine) in the final eight games this season behind only Denver (eight in final eight). Dating back to 1983, it tied for the second fewest Green Bay had allowed in Games 9-16 (2007, six / 2004, nine).
- Dating back to 1982, LB **Clay Matthews'** 8.5 sacks in Games 9-16 tied Ezra Johnson (1983) for the third most in the second half of the regular season in franchise history, and were the most since DE Kabeer Gbaja-Biamila had 11.0 in 2004. Matthews tied for the fifth most in the NFL this season in Games 9-16.
- Over the last eight games of the regular season, Green Bay's defense ranked in the top 10 in rushing yards allowed (691, sixth), rushing average (3.60, seventh) and rushing touchdowns (two, tied for first).

### BREAKING DOWN THE ROSTER

The Packers' active roster is composed of 24 offensive players, 26 defensive players and three specialists.

- Of the 53 players on Green Bay's roster, 32 of them (60.4 percent) were draft picks of the Packers.
- Green Bay has 19 players on the roster that began their careers as non-drafted free agents, with nine of those originally signed by Green Bay.
- Almost 50 percent of the players (26 of 53, 49.1%) on Green Bay's roster entered the league as a sixth-round or seventh-round pick or as a non-drafted player.
- The Packers have 12 players on the roster that played in the NFL prior to the 2009 season, and six of those players began their pro careers as a sixth-round or seventh-round pick or as a non-drafted player (QB Matt Flynn, K Mason Crosby, CB Tramon Williams, CB Jarrett Bush, FB John Kuhn, LS Brett Goode).
- Of the 53 players on the roster, 41 began their pro careers with the Packers (77.4 percent).



# COWBOYS AT PACKERS - NFC DIVISIONAL PLAYOFF

## HOME SWEET HOME

Green Bay excelled at Lambeau Field this season, finishing 8-0 at home for the second time in the last 12 seasons (2011) and the fifth time since the 1970 AFL-NFL merger (1996-97, 2002).

- ▶ The Packers were one of two teams to go undefeated at home during the 2014 regular season season (Denver).
- ▶ Under Head Coach **Mike McCarthy**, Green Bay is 54-17-1 at home during the regular season. The Packers' .757 winning percentage ranks **No. 3 in the NFL** over that span:

Team	Record At Home (since 2006)	Pct.
1. New England	62-10	.861
2. Baltimore	56-16	.778
<b>3. Green Bay</b>	<b>54-17-1</b>	<b>.757</b>
4. Indianapolis	54-18	.750
5. Pittsburgh	52-20	.722
6. San Diego	50-22	.694

- ▶ In the final seven home games, the Packers outscored opponents 93-7 in the first quarter and 189-30 in the first half.
- ▶ Green Bay led the NFL with 288 points scored at home during the 2014 regular season. It is the third-most points scored at home during the regular season in NFL history:

Team, Season	Points Scored At Home
1. New Orleans, 2011	329
2. Green Bay, 2011	321
<b>3. Green Bay, 2014</b>	<b>318</b>
4. Denver, 2013	316
5. St. Louis, 2000	292

- ▶ The Packers were one of three teams in the NFL with a home point differential over 100 at home during the regular season:

Team	Point Differential At Home
<b>1. Green Bay</b>	<b>+155</b>
2. New England	+130
3. Denver	+117
4. Baltimore	+94
5. Seattle	+86

- ▶ Green Bay's plus-155 point differential at home was the highest in franchise history (dating back to 1940), eclipsing the +151 in 1996.
- ▶ The Packers scored more than 40 points in four home games this season, which tied New England for the NFL lead in 2014. They were one behind the most by a Green Bay team since 1940 (five in 2011).
- ▶ Green Bay scored more than 30 points in each of the first five home games (31, 42, 38, 55, 53). Dating back to 1921, it was the first time the Packers registered at least 30 points in each of their first five home games.
- ▶ The Packers finished the regular season with seven 30-plus point games at home to lead the NFL and tie 2011 for the most by a Packers' team (dating back to 1940).
- ▶ Under McCarthy, Green Bay has scored 30-plus points at home 35 times, winning 33 of those contests. The Packers' 35 home games with at least 30 points are the third most in the league since 2006 (NO, 35 / NE, 38).

- ▶ The Packers had a plus-nine turnover ratio at home during the 2014 regular season to tie for the NFL lead:

Team	Turnover Margin At Home
<b>1t. Green Bay</b>	<b>+9</b>
1t. New England	+9
3t. Arizona	+6
3t. Cleveland	+6
3t. Baltimore	+6
3t. Houston	+6

- ▶ QB **Aaron Rodgers** threw 24 touchdowns with zero interceptions on 240 attempts, joining Patriots QB Tom Brady (241 attempts in 2003) as the only QBs in NFL history to throw 200-plus passes at home in a season with no interceptions.
- ▶ Rodgers recorded a passer rating of 133.2 at home during the 2014 regular season, the highest in NFL history:

Player	Passer Rating At Home
<b>1. Aaron Rodgers, GB, 2014</b>	<b>133.2</b>
2. Aaron Rodgers, GB, 2011	128.5
3. Aaron Rodgers, GB, 2013	126.4
4. Drew Brees, NO, 2013	126.3
5. Russell Wilson, SEA, 2012	123.6

- ▶ Rodgers led the league in a few other passing categories at home during the 2014 regular season (min. 150 att.):

Player	Yards/Attempt At Home
<b>1. Aaron Rodgers, GB</b>	<b>9.73</b>
2. Ben Roethlisberger, PIT	8.85
3. Ryan Fitzpatrick, HOU	8.78

Player	TD Pct. At Home
<b>1. Aaron Rodgers, GB</b>	<b>10.4</b>
2. Peyton Manning, DEN	8.0
3. Ben Roethlisberger, PIT	7.3

Player	INT Pct. At Home
<b>1. Aaron Rodgers, GB</b>	<b>0.0</b>
2. Carson Palmer, ARI	0.6
3. Tom Brady, NE	1.0

- ▶ WR **Jordy Nelson** registered at least one touchdown reception in seven of eight home games during the regular season and his nine touchdowns at home were **No. 2 in the NFL**:

Player	TD Rec. At Home
1. Antonio Brown, PIT	10
<b>2. Jordy Nelson, GB</b>	<b>9</b>
3. Demaryius Thomas, DEN	8

- ▶ RB **Eddie Lacy's** eight touchdowns at home in 2014 (five rushing, three receiving) **ranked No. 3 in the NFL among running backs**:

Running Back	TDs At Home
1. Marshawn Lynch, SEA	12
2. Jamaal Charles, KC	9
<b>3. Eddie Lacy, GB</b>	<b>8</b>

**THE DOPE ON THIS WEEK'S OPPONENT:**

**Packers vs. Cowboys:**

**All-time, regular season:**  
13-12

**All-time, postseason:**  
2-4

**All-time, in Green Bay:**  
9-4

**Streaks:** The Packers have won the last three meetings.

**Last meeting:**

Dec. 15, 2013, at AT&T Stadium; Packers won, 37-36



**COACHES CAPSULES**

**Mike McCarthy:** 100-54-1, .648, (incl. 6-5 postseason); 9th NFL season

**Jason Garrett:** 42-31, .575, (incl. 1-0 postseason); 4th NFL season

**Head to Head:** McCarthy 1-0

**vs. Opponent:** McCarthy 3-2 vs. Cowboys; Garrett 0-1 vs. Packers

**MIKE MCCARTHY**...Is in his ninth year as the Packers' 14th head coach.

- ▶ Joined Vince Lombardi and Mike Holmgren as the only coaches to guide the Packers to a Super Bowl title with a win over Pittsburgh in Super Bowl XLV.
- ▶ Led the Packers to their sixth consecutive playoff appearance this season, joining New England as the only two NFL teams to do so over that span. Has also led the team to seven playoff appearances in the last eight years (2007, 2009-14).
- ▶ Has guided the Packers to top-10 finishes in scoring each of the past eight seasons (2007-14), joining the Patriots as the only other team to accomplish the feat.
- ▶ His .656 winning percentage during the regular season ranks No. 2 among active NFL coaches (min. 50 games).
- ▶ Was named Packers head coach on Jan. 12, 2006, his first head-coaching job after 13 years as an NFL assistant.

**JASON GARRETT**...Is in his fourth full season as the Cowboys' eighth head coach. Was the interim head coach for the final eight games in 2010.

- ▶ Is the only former Cowboys player to be the team's head coach.
- ▶ Garrett has helped guide the Cowboys to a top-10 offensive ranking five times (2007, 2009, 2010, 2012, 2014) in his tenure as offensive coordinator and then head coach.
- ▶ Was named NFL Assistant Coach of the Year by *Pro Football Weekly* for the 2007 season.
- ▶ Played quarterback for the Cowboys (1992-99), the N.Y. Giants (2000-03), the Tampa Bay Buccaneers (2004) and the Miami Dolphins (2004). Was a member of three Super Bowl teams with Dallas.

**THE PACKERS-COWBOYS SERIES**

- ▶ These clubs squared off in one of the most famous games in league history, the 1967 NFL Championship, dubbed the 'Ice Bowl.' Kickoff temperature was recorded as minus-13 with a minus-46 wind chill, the coldest game in league annals. Bart Starr's game-winning TD, a 1-yard dive with 13 seconds left, sealed Green Bay's third straight championship en route to its second consecutive Super Bowl title.
- ▶ Green Bay won 10 of the first 15 in the series, in which Tom Landry and Vince Lombardi - former assistants on the same N.Y. Giants staff in the 1950s - turned it into one of the NFL's preeminent rivalries.
- ▶ The Packers are 9-4 against the Cowboys at home during the regular and postseason, including wins in four of the last five games.
- ▶ The 2007 meeting marked the eighth time in league history that two 10-1 clubs met, just the second such instance since the 1970 merger.

**NOTABLE CONNECTIONS**

Packers GM Ted Thompson is a native of Atlanta, Texas, about 175 miles east of Dallas, and attended SMU...Packers S Chris Banjo attended Kempner High School in Sugar Land, Texas, and played at SMU...Packers G Lane Taylor is a native of Arlington, Texas, and attended Martin High School in the city...CB Demetri Goodson is from Spring, Texas, and played at Baylor University...Other native Texans on the Green Bay roster include K Mason Crosby (Georgetown) and QB Matt Flynn (Tyler)... Packers special teams coordinator Shawn Slocum was born in Bryan, Texas, and played and coached at Texas A&M...Packers tight ends coach Jerry Fontenot was a three-time all-conference selection at Texas A&M...Packers senior personnel executive Alonzo Highsmith played for the Cowboys from 1990-91...From 2003-11, Packers area scout John Wojciechowski was the Northeast area scout for the Cowboys...Cowboys QB Tony Romo is a Burlington, Wis., native, while Cowboys T Doug Free is from Manitowoc, Wis. ...Cowboys C Travis Frederick (Sharon, Wis.) and DT Nick Hayden (Hartland, Wis.) both played at the University of Wisconsin...Cowboys assistant head coach/defense Monte Kiffin coached the linebackers in Green Bay in 1983...Cowboys asst. secondary coach Joe Baker was Green Bay's secondary/safeties coach in 2005 and also coached at the University of Wisconsin in 1999...Baker coached on the staff in New Orleans with Packers head coach Mike McCarthy and assistant head coach/linebackers coach Winston Moss...Packers running backs coach Sam Gash, secondary-safeties coach Darren Perry and Cowboys running backs coach Gary Brown were teammates at Penn State...Cowboys offensive coordinator/offensive line Bill Callahan coached on the staff at the University of Wisconsin from 1990-94... Callahan coached in Philadelphia with Packers defensive line coach Mike Trgovac...Cowboys secondary coach Jerome Henderson played for the Eagles when Trgovac coached there...Packers defensive coordinator Dom Capers coached on the staff in Miami with Cowboys head coach Jason Garrett and wide receivers coach Derek Dooley in 2006...Gash coached in Detroit with Cowboys defensive coordinator Rod Marinelli from 2007-08 and with passing game coordinator Scott Linehan from 2009-12...Marinelli coached in Chicago while Packers LB Julius Peppers played for the Bears...Gash played for the Patriots while Cowboys tight ends coach Michael Pope coached there...Packers assistant offensive line coach Steve Marshall was the offensive coordinator/offensive line coach at Texas A&M in 1997...Flynn played at Louisiana State while Dooley was an assistant for the Tigers...Former college teammates include Packers RB Eddie Lacy and Cowboys LB Rolando McClain (Alabama), Packers QB Aaron Rodgers and Cowboys LS Louis-Philippe Ladouceur (California), Packers LB Clay Matthews, LB Nick Perry and Cowboys T Tyron Smith (Southern California), Banjo and Cowboys WR Cole Beasley and CB Sterling Moore (SMU), Taylor and Cowboys WR Dez Bryant, K Dan Bailey and RB Joseph Randle (Oklahoma State), and Packers DT Josh Boyd and Cowboys LB Cameron Lawrence (Mississippi State).

**LAST MEETING, IN GREEN BAY**

Nov. 7, 2010, at Lambeau Field; Packers won, 45-7.

- ▶ The 45 points matched the most ever scored by Green Bay against the Cowboys (1964, 1997) and the 38-point win was the largest margin of victory by either team in the series, eclipsing the record of 34 points by the Packers in their 41-7 win over Dallas on Nov. 13, 1960.
- ▶ QB Aaron Rodgers connected on 27 of 34 passes for 289 yards and three TDs with no INTs for a 131.5 passer rating.
- ▶ WR James Jones led the offense with eight catches for 123 yards and a TD and WR Greg Jennings added seven grabs for 80 yards and a TD.
- ▶ RB Brandon Jackson posted a rushing TD and a receiving TD for the second time in his career.
- ▶ Green Bay received TDs from its special teams and its defense, with S Nick Collins returning a fumble 26 yards for a TD on a Dallas kickoff return and LB Clay Matthews returning a QB Jon Kitna interception 62 yards for a TD in the fourth quarter. It was Matthews' first career INT.





# COWBOYS AT PACKERS - NFC DIVISIONAL PLAYOFF

## NICELY DONE

The Packers put together a fine regular season, finishing with 12 wins and a franchise record fourth consecutive division title. They also finished among the best in many statistical categories.

- ▶ Green Bay scored 486 points in 2014, which is the second most in franchise history. The top three have all come under the direction of Head Coach **Mike McCarthy**.

<u>Year</u>	<u>Total Points</u>
1. 2011	560
<b>2. 2014</b>	<b>486</b>
3. 2009	461
4. 1996	456

- ▶ The Packers scored 58 touchdowns during the regular season, the second most in franchise history:

<u>Year</u>	<u>Overall Touchdowns</u>
1. 2011	70
<b>2. 2014</b>	<b>58</b>
3. 1996	56
4. 2009	54

- ▶ Dating back to 1960, the Packers' four games of 40-plus points tied for the second most in a single regular season in franchise history:

<u>Year</u>	<u>40-Plus Point Games</u>
1. 2011	6
<b>2t. 2014</b>	<b>4</b>
2t. 1983	4
2t. 1962	4
5. 1960	5

- ▶ Green Bay set a single-season franchise mark for fewest giveaways in the regular season with 13, besting the mark of 14 in 2011.
- ▶ The Packers finished with 6,178 total yards on the season, the fourth most in a season in team history. Four of the six 6,000-yard seasons have come under the direction (2009, 2011, 2013-14) of McCarthy.
- ▶ Green Bay set a single-season franchise record with 356 first downs on the season, surpassing the previous mark of 354 first downs in 2004.
- ▶ Green Bay's offensive line only gave up 30 sacks this season, the fewest since allowing 19 in 2007.
- ▶ After averaging 4.65 yards per carry in 2013, the Packers averaged 4.41 rushing yards per carry this season. Green Bay recorded consecutive seasons with a rushing average of 4.40 or better for the first time since the 1963 (4.46) and 1964 (4.60) seasons. It was also the first time the Packers averaged over 4.0 yards per carry in consecutive seasons since 2007-09 (4.12, 4.13, 4.30).
- ▶ Green Bay had 14 rushing touchdowns on the season, registering consecutive seasons (17 in 2013) with 14-plus rushing touchdowns for the first time since 1983-85 (15, 18, 16).
- ▶ QB **Aaron Rodgers** went over the 4,000-yard passing mark for the season, giving him five 4,000-yard seasons in his career, which tied Brett Favre for the franchise record.
- ▶ Rodgers threw for 38 touchdowns and tied Favre (1995) for the fourth most in a single regular season in franchise history. It was the third most Rodgers had thrown in his career (2011: 45 / 2012: 39).
- ▶ Rodgers threw for a career-best five interceptions, the third fewest in a single regular season in Packers' history.

- ▶ Rodgers 4,381 passing yards are the fifth most in a single season in franchise history, giving him three of the top five:

<u>Player</u>	<u>Passing Yards</u>
1. Aaron Rodgers, 2011	4,643
2. Lynn Dickey, 1983	4,458
3. Aaron Rodgers, 2009	4,434
4. Brett Favre, 1995	4,413
<b>5. Aaron Rodgers, 2014</b>	<b>4,381</b>

- ▶ Rodgers' 13 games (min. 15 attempts) without an interception were the third most in a regular season in NFL history:

<u>Player</u>	<u>Zero-Interception Games</u>
1t. Tom Brady, NE, 2010	14
1t. Steve DeBerg, KC, 1990	14
<b>3. Aaron Rodgers, GB, 2014</b>	<b>13</b>

- ▶ Rodgers tied Patriots QB Tom Brady (eight in 2007) for the most three-touchdown/zero-interception games in NFL history in a single season.
- ▶ Rodgers extended his NFL record by finishing the regular season with a passer rating above 100.0 for the sixth season in a row. Rodgers' 112.2 passer rating was the second-best mark in a season in team history, trailing only his own rating of 122.5 in 2011.
- ▶ Rodgers extended the streak he started in 2012 of passes at home without an interception to 418 and consecutive touchdown passes at home without an interception to 36, both NFL records.
- ▶ Rodgers threw three or more touchdowns eight times during the regular season. It tied for the second-most (eight in 2012) three-plus passing touchdown games in a single regular season in his career (10 in 2011).
- ▶ Rodgers recorded a passer rating of at least 120.0 in seven regular-season games, setting a franchise record and tying for the third-most in a single season in the NFL, dating back to 1960.
- ▶ Rodgers recorded a 100-plus passer rating 11 times this season, the second most he recorded in one regular season (13 in 2011). Green Bay was 11-0 in the regular season when Rodgers registered a 100-plus passer rating.
- ▶ With eight 300-yard passing games this season, Rodgers tied his franchise record (2011). Green Bay was 7-1 in the regular season when Rodgers threw for 300 yards.
- ▶ WR **Jordy Nelson** set a franchise record for receiving yards in a single season (1,519) and became the eighth player in NFL history with 95-plus receptions (98), 1,500-plus receiving yards and 13-plus receiving touchdowns (13).
- ▶ Nelson and WR **Randall Cobb** became the first duo in NFL history to record 90-plus receptions, 1,200-plus yards and 12-plus touchdown receptions in the same regular season.
- ▶ Cobb and Nelson became just the third set of teammates in NFL history with at least 1,200 receiving yards and 10 touchdowns each in the same season, joining Minnesota's Cris Carter and Randy Moss in 1999 and Denver's Demaryius Thomas and Eric Decker in 2013.
- ▶ RB **Eddie Lacy** (2,317) passed John Brockington (2,132) for the most rushing yards by a Packers' running back in his first two NFL seasons.
- ▶ Lacy became the first player in franchise history to rush for at least 1,000 yards and score 10-plus scrimmage touchdowns in each of his first two seasons.
- ▶ Lacy (1,139) became the fifth player in franchise history to record consecutive 1,000-yard rushing seasons (Ryan Grant, 2008-09 / Ahman Green, 2000-04 / John Brockington, 1971-73 / Jim Taylor, 1960-64).
- ▶ Lacy's two 1,000-yard rushing seasons are tied for the fourth most in Packers' history.



## COWBOYS AT PACKERS - NFC DIVISIONAL PLAYOFF

### QUICK OUT OF THE GATE

During the 2014 regular season, Green Bay performed well in the first half of games and that was fueled by quick starts.

- ▶ The Packers scored on their opening drive in eight of the final 13 games (six TDs, two FGs). The Packers finished **No. 2 in the NFL** with 48 points on the first offensive possession (San Francisco, 55).
- ▶ Green Bay scored 89 unanswered points at home in the first quarter from the Week 2 game vs. the N.Y. Jets through Week 14 vs. Atlanta. It was the most consecutive points scored at home in the first quarter since the Miami Dolphins scored 93 straight in the 1978-79 seasons.
- ▶ Green Bay produced an NFL-leading 151 points in the first quarter this regular season. It was the most first-quarter points by an NFL team in a single regular season, dating back to 1991:

<u>Team</u>	<u>First-Quarter Points</u>
1. Green Bay, 2014	151
2. Denver, 1998	144
3. St. Louis, 2001	140
4. Minnesota, 1998	135

- ▶ Green Bay averaged 19.4 points per game in the first half of games this season to **rank No. 1 in the NFL**:

<u>Team</u>	<u>Points Per Game/First Half</u>
1. Green Bay	19.4
2. New England	16.3
3. Philadelphia	15.4
4. Denver	15.1

- ▶ The Packers scored 38 touchdowns in the first half of games during the 2014 regular season to lead the league:

<u>Team</u>	<u>First-Half Touchdowns</u>
1. Green Bay	38
2. New England	30
3. Denver	29
4t. Dallas, Philadelphia	28

- ▶ Dating back to 1991, Green Bay's average of 19.4 points in the first half of games was the second-best recorded in a single regular season:

<u>Season</u>	<u>First-Half Points Per Game</u>
1. New England, 2007	20.8
2. Green Bay, 2014	19.4
3. St. Louis, 2001	19.1
4. Denver, 1998	18.8

- ▶ Green Bay led the league with a first-half point differential of plus-164 in the 2014 regular season:

<u>Team</u>	<u>First-Half Point Differential</u>
1. Green Bay	+164
2. New England	+95
3. Dallas	+67
4. Denver	+60
5. St. Louis	+58

- ▶ Packers QB **Aaron Rodgers** ranked among the best in the league in several passing categories in the first half of games during the regular season (min. 115 att.):

<u>Player</u>	<u>Passer Rating</u>
1. Aaron Rodgers, GB	120.3
2. Tony Romo, DAL	111.7
3. Peyton Manning, DEN	108.0
4. Eli Manning, NYG	104.8

<u>Player</u>	<u>Passing Touchdowns</u>
1. Aaron Rodgers, GB	25
2. Peyton Manning, DEN	23
3. Tony Romo, DAL	19
4t. Andrew Luck, IND / Tom Brady, NE	18

<u>Player</u>	<u>Yards Per Attempt</u>
1. Aaron Rodgers, GB	8.81
2. Peyton Manning, DEN	8.37
3. Russell Wilson, SEA	8.25
4. Colin Kaepernick, SF	8.22

<u>Player</u>	<u>Interception Percentage</u>
1. Aaron Rodgers, GB	0.0
2. Alex Smith, KC	0.5
3. Eli Manning, NYG	1.0
4. Ben Roethlisberger, PIT	1.2

<u>Player</u>	<u>Touchdown Percentage</u>
1. Aaron Rodgers, GB	8.0
2. Tony Romo, DAL	7.3
3. Peyton Manning, DEN	7.2
4. Philip Rivers, SD	5.9

- ▶ Rodgers threw 25 touchdowns and zero interceptions in the first half during the regular season.
- ▶ Rodgers threw for 275-plus yards in the first half four times in the regular season, the most by an NFL quarterback over the past 25 seasons (1990-2014), with no other QB posting more than two in a season.
- ▶ Green Bay scored on all five first-half drives in Weeks 13 and 14 (six TDs, four FGs).
- ▶ With 30 points in the first half of the Week 11 victory over Philadelphia, Green Bay became the first team in NFL history to score 28-plus points in the first half of four consecutive home games.
- ▶ In a 55-14, Week 10 victory over the Chicago Bears, the Packers put up a memorable performance in the first half:
  - Green Bay's 42 points scored were the third most in a first half in franchise history and the most since a 49-point performance vs. Tampa Bay on Oct. 2, 1983.
  - The Packers' 42-point lead tied for the second-biggest halftime lead in league history (also Green Bay vs. Tampa Bay on Oct. 2, 1983, 49-7). The NFL record is 45 points by New England vs. Tennessee (45-0) on Oct. 18, 2009.
  - Rodgers' six touchdown passes tied for the most in any half in NFL history (Raiders QB Daryle Lamonica vs. Buffalo on Oct. 19, 1969).





# COWBOYS AT PACKERS - NFC DIVISIONAL PLAYOFF

## A HISTORY OF SUCCESS

In Week 4, the Packers became the second NFL franchise to win 700 regular-season games.

► A look at the top regular-season win totals in league history:

Team	Regular-Season Wins
1. Chicago	735
<b>2. Green Bay</b>	<b>710</b>
3. N.Y. Giants	667
4. Pittsburgh	579
5. Washington	569

## MAKING GAINS

During the regular season, the Packers registered 17 offensive plays of 40-plus yards and 70 plays of at least 20 yards, both ranking in the top 10 in the NFL this season.

► Green Bay's big-play ability allowed them to score quickly in 2014. The Packers **led the league** in points per play this season (0.486).

► Green Bay recorded 15 pass plays of 40 or more yards on offense, **tied for the second most in the NFL** during the 2014 regular season:

Team	Pass Plays of 40-Plus Yards
1. Washington	20
<b>2t. Green Bay</b>	<b>15</b>
2t. Indianapolis	15
2t. Pittsburgh	15
5. Philadelphia	13

► QB **Aaron Rodgers** tied for the league lead with 15 completions of 40 yards or more during the regular season (IND Andrew Luck and PIT Ben Roethlisberger).

► The Packers' nine passing touchdowns of 40 or more yards were **No. 1 in the league** this season (Indianapolis, seven).

► Since the start of the 2013 regular season, the Packers are **ranked No. 3 in the league** in pass plays of 25-plus yards:

Team	Pass Plays of 25-Plus Yards
1. Denver	89
2. Philadelphia	80
<b>3. Green Bay</b>	<b>78</b>
4. Pittsburgh	75

► Green Bay finished the 2014 regular season **ranked No. 1 in the NFL** in yards per play (6.17). The Packers have finished in the top 10 in yards per play in six of the nine seasons under Head Coach **Mike McCarthy**:

Season	Yards Per Play/Ranking
2006	5.03 (19th)
2007	6.02 (2nd)
2008	5.55 (11th)
2009	5.82 (9th)
2010	5.73 (6th)
2011	6.56 (2nd)
2012	5.58 (14th)
2013	5.96 (4th)
<b>2014</b>	<b>6.17 (1st)</b>

## IN THE ZONE

The Packers registered 64 red-zone drives during the 2014 regular season, **No. 4 in the NFL**. Green Bay converted 55 of those into points, **No. 3 in the league**:

Team	Red-Zone Scores
1. New England	61
2. Denver	57
<b>3. Green Bay</b>	<b>55</b>
4t. Miami	55
4t. New Orleans	55

► The Packers' 312 points scored in the red zone **ranked No. 4 in the NFL** this season:

Team	Red-Zone Points
1. New England	338
2. Denver	328
3. New Orleans	317
<b>4. Green Bay</b>	<b>312</b>
5. Miami	303

► The Packers have scored 37 touchdowns in the red zone during the regular season, **No. 4 in the league**:

Team	Red-Zone TDs
1t. Denver	39
1t. New England	39
1t. New Orleans	39
<b>4. Green Bay</b>	<b>37</b>
5. N.Y. Giants	36
6. Miami	35

► The Packers **tied for No. 5 in the NFL** in red-zone passing touchdowns during the regular season:

Team	Red-Zone Passing TDs
1t. Denver	26
1t. New England	26
3t. Indianapolis	25
3t. New Orleans	25
<b>5t. Green Bay</b>	<b>24</b>
5t. Miami	24
5t. N.Y. Giants	24

► Green Bay WR **Randall Cobb** recorded 10 touchdown receptions in the red zone during the regular season to **lead the NFL**.

Player	Red-Zone Touchdowns
<b>1. Randall Cobb, GB</b>	<b>10</b>
2t. Antonio Gates, SD	9
2t. Jimmy Graham, NO	9
2t. Rob Gronkowski, NE	9
2t. Julius Thomas, DEN	9
2t. Mike Wallace, MIA	9

► Cobb **tied for third in the league** in red-zone receptions (16).



## COWBOYS AT PACKERS - NFC DIVISIONAL PLAYOFF

### PROLIFIC PACKERS

Over the past five regular seasons, Green Bay has been one of the most productive offenses in the NFL.

► A glance at where the Packers rank in several offensive categories since 2010:

<u>Team</u>	<u>Points Per Game</u>
1. New England	31.3
<b>2. Green Bay</b>	<b>28.6</b>
3. Denver	27.8

<u>Team</u>	<u>30-Point Games</u>
1. New England	48
2. Denver	37
<b>3. Green Bay</b>	<b>36</b>
4. New Orleans	34

<u>Team</u>	<u>40-Point Games</u>
1. New England	17
<b>2. Green Bay</b>	<b>15</b>
3. Denver	11
4. New Orleans	10

<u>Team</u>	<u>Total Touchdowns</u>
1. New England	292
<b>2. Green Bay</b>	<b>273</b>
3. Denver	267

<u>Team</u>	<u>Passing Touchdowns</u>
1. New Orleans	194
<b>2. Green Bay</b>	<b>185</b>
3. Denver	177

<u>Team</u>	<u>Net Yards Per Game</u>
1. New Orleans	412.3
2. New England	393.9
3. Philadelphia	391.3
4. Denver	384.7
<b>5. Green Bay</b>	<b>381.8</b>

<u>Team</u>	<u>Net Passing Yards/Game</u>
1. New Orleans	305.8
2. Detroit	275.8
3. New England	272.5
<b>4. Green Bay</b>	<b>270.3</b>
5. Denver	263.9

► A look at Green Bay's regular-season record since 2006 by point total:

<u>Points Scored</u>	<u>GB Record Since 2006</u>
30-plus	56-5 (.918)
21-29	28-17-1 (.620)
11-20	7-17 (.292)
10 or less	3-10 (.300)

### NOT IN A GIVING MOOD

The Packers turned the ball over 13 times in the regular season, tied for the fewest in the league (New England). A look at Green Bay's giveaway totals each season since 2006 and where that ranked in the NFL:

<u>Season</u>	<u>Giveaways/Ranking</u>
2006	33 (26th)
2007	24 (t-7th)
2008	21 (t-8th)
2009	16 (1st)
2010	22 (10th)
2011	14 (2nd)
2012	16 (t-2nd)
2013	25 (t-15th)
<b>2014</b>	<b>13 (t-1st)</b>

► QB **Aaron Rodgers** threw only five interceptions, the fewest he has thrown in a regular season as a starter. Green Bay's 106 turnovers since 2009 are **No. 2 in the NFL**:

<u>Team</u>	<u>Total Giveaways Since 2009</u>
1. New England	98
<b>2. Green Bay</b>	<b>106</b>
3. San Francisco	113
4. Baltimore	131

► The Packers recorded the fewest total giveaways in a single season in team history. The four best giveaway seasons in franchise history have come under Head Coach **Mike McCarthy's** direction:

<u>Season</u>	<u>Total Giveaways</u>
<b>1. 2014</b>	<b>13</b>
<b>2. 2011</b>	<b>14</b>
<b>3t. 2009, 2012</b>	<b>16</b>

► Green Bay did not turn the ball over in seven games this season, **tied for No. 2 in the NFL** (New England-eight, Seattle-seven). For the first time in team history (since 1933), the Packers did not turn the ball over in four straight games in a single season (Weeks 11-14). Green Bay has registered 33 zero-turnover games since 2009, which is **No. 3 in the NFL** over that span:

<u>Team</u>	<u>Zero-Turnover Games Since 2009</u>
1. New England	38
2. San Francisco	34
<b>3. Green Bay</b>	<b>33</b>
4. Kansas City	29
5. Baltimore	28

► Green Bay is 68-19-1 (.778) in the regular season under McCarthy when it doesn't have a giveaway or turns it over just once. A look at the Packers' record by the number of giveaways they have in a game since 2006:

<u>Giveaways In Game</u>	<u>GB Record Since 2006</u>
None	37-5-1 (.872)
One	31-14 (.689)
Two	21-16 (.568)
Three-plus	5-14 (.263)





# COWBOYS AT PACKERS - NFC DIVISIONAL PLAYOFF

## AT THE HELM

Having led Green Bay to the playoffs in seven of his nine seasons as head coach, **Mike McCarthy** is joined by Vince Lombardi and Mike Holmgren as the only coaches to guide the Packers to a Super Bowl win with a victory over Pittsburgh in Super Bowl XLV.

- ▶ McCarthy guided the Packers to a franchise-record fourth consecutive division title in 2014.
- ▶ With a win at Tampa Bay in Week 16, McCarthy passed Lombardi for the No. 2 spot in team history as far as overall victories:

<u>Coach</u>	<u>Overall Wins</u>
1. Curly Lambeau, 1921-49	212
<b>2. Mike McCarthy, 2006-14</b>	<b>100</b>
3. Vince Lombardi, 1959-67	98
4. Mike Holmgren, 1992-98	84

- ▶ The 100 overall wins are the most in the NFC and the third most in the NFL since 2006 (Indianapolis and New England). McCarthy reached 100 career wins (including playoffs) in just his 155th game. He is the first coach in the NFL since George Seifert in 1996 (132 games) to reach 100 wins in 155 or fewer games.
- ▶ McCarthy reached 100 overall wins faster than any active NFL coach:

<u>Coach</u>	<u>Games Needed For 100 Wins</u>
<b>1. Mike McCarthy, GB</b>	<b>155</b>
2. Andy Reid, PHI/KC	165
3. Bill Belichick, CLE/NE	172

- ▶ McCarthy recorded his third regular season with 12-plus wins in 2014 (2007, 2011), passing Lambeau (1929, 1931), Vince Lombardi (1962, 1966), Mike Holmgren (1996-97) and Mike Sherman (2001-02) for the most by a coach in franchise history.
- ▶ McCarthy has led the Packers to five seasons with 11-plus wins, passing Lombardi and Mike Holmgren (four each) for the most in team history.
- ▶ In Week 12, McCarthy registered his 90th career regular-season win, passing Lombardi (89) for the second most in franchise history (Curly Lambeau, 209).
- ▶ McCarthy joined Pittsburgh's Bill Cowher (2005) as the only Super Bowl-winning coaches to lead their respective teams to three road wins as the No. 6 seed in the postseason en route to a world title.
- ▶ Including playoffs, McCarthy has a 100-54-1 record since taking over as head coach in 2006, a .648 winning percentage that ranks **No. 3 among current NFL head coaches** (minimum 60 games):

<u>Coach</u>	<u>Winning Pct.</u>
1. Bill Belichick, CLE/NE	.663 (230-117)
2. John Harbaugh, BAL	.651 (82-44)
<b>3. Mike McCarthy, GB</b>	<b>.648 (100-54-1)</b>
4. Sean Payton, NO	.613 (84-53)

- ▶ McCarthy coached in his 134th game in Week 13 at Detroit last season (including playoffs), moving him past Bart Starr for No. 2 in team history:

<u>Coach</u>	<u>Overall Games</u>
1. Curly Lambeau, 1921-49	339
<b>2. Mike McCarthy, 2006-14</b>	<b>155</b>
3. Bart Starr, 1975-83	133

- ▶ McCarthy won his 75th career game (including playoffs) at Detroit in Week 11 of 2012, tying Kansas City's Andy Reid and New Orleans' Sean Payton for the fastest to 75 wins among active NFL head coaches. It is the third fastest in team history:

<u>Coach</u>	<u>Games Needed For 75 Wins</u>
<b>1t. Mike McCarthy, GB</b>	<b>114</b>
1t. Sean Payton, NO	114
1t. Andy Reid, PHI/KC	114

<u>Coach</u>	<u>Games Needed For 75 Wins</u>
1. Vince Lombardi	102
2. Mike Holmgren	111
<b>3. Mike McCarthy</b>	<b>114</b>

- ▶ McCarthy has guided the Packers to five seasons with 11-plus wins (2007, 2009, 2011-12, 2014), passing Lombardi (1961-63, 1966) and Holmgren (1995-98) for the **most by a coach in franchise history**.
- ▶ McCarthy's six regular seasons with 10-plus wins is tied with Lambeau for the team record.
- ▶ Since McCarthy took over in 2006, the Packers rank **No. 3 in the NFL** in regular-season winning percentage:

<u>Team</u>	<u>Winning Pct.</u>
1. New England	.778 (112-32)
2. Indianapolis	.667 (96-48)
<b>3. Green Bay</b>	<b>.656 (94-49-1)</b>

## WINNING WAYS

With a win in Week 15 at Chicago in 2012, Green Bay posted its fourth straight 10-win season, tying a franchise record that was done three other times in club annals (1929-32, 1995-98, 2001-04).

- ▶ A victory vs. Tennessee in Week 16 brought the Packers' win total to 47 from 2009-12, which ranks second in franchise history:

<u>Seasons</u>	<u>Regular-Season Wins</u>
1. 1995-98	48
<b>2. 2009-12</b>	<b>47</b>
3. 1994-97	46

- ▶ Green Bay's five 10-win regular seasons since 2009 are tied for No. 2 (Indianapolis) in the NFL behind New England's six.

- ▶ A look at the top regular-season win totals in the league since 2009:

<u>Team</u>	<u>Regular-Season Wins (Since 2009)</u>
1. New England	73
<b>2. Green Bay</b>	<b>67</b>
3t. New Orleans	61
3t. Baltimore	61

- ▶ The Packers are the only NFC team and one of two teams in the league (New England) to make the playoffs each of the past six seasons (2009-14).

- ▶ Including playoffs, the Packers have won 72 games since 2009, which ranks **No. 2 in the league** over that span:

<u>Team</u>	<u>Total Wins (Since 2009)</u>
1. New England	77
<b>2. Green Bay</b>	<b>72</b>
3. Baltimore	69



## COWBOYS AT PACKERS - NFC DIVISIONAL PLAYOFF

### DIFFERENTIAL MAKES A DIFFERENCE

Green Bay finished in the top 10 in the league in turnover differential in six consecutive seasons (2007-12), the only team in the NFL to accomplish that feat over that span. The Packers finished the 2014 regular season with a plus-14 turnover differential, the **best in the NFL**:

Team	Turnover Margin
1. Green Bay	plus-14
2t. Houston	plus-12
2t. New England	plus-12
4. Seattle	plus-10
5. Arizona	plus-8

► A look at where Green Bay ranks in the category since 2009:

Team	Turnover Margin (Since 2009)
1. New England	plus-97
2. Green Bay	plus-76
3. San Francisco	plus-64

► Green Bay has won or come out even in the turnover battle in 53 of its last 66 regular-season games.

► Green Bay ranked **No. 2 in the league** in 2011 with a plus-24 turnover differential, trailing only San Francisco (plus-28). That mark was tied for No. 2 in franchise history. Two of the top five ratios have come under Head Coach **Mike McCarthy**:

Season	Turnover Margin
1. 1943	plus-26
2t. 1941	plus-24
2t. 1965	plus-24
2t. 2009	plus-24
2t. 2011	plus-24

► During McCarthy's tenure, the Packers have a 66-8-1 (.887) regular-season record when they come out ahead in the game in turnover ratio:

Turnover Margin	GB Record Since 2006
minus-3 or worse	0-2 (.000)
minus-2	2-11 (.154)
minus-1	8-16 (.333)
even	18-12 (.600)
plus-1	30-4-1 (.871)
plus-2	17-2 (.895)
plus-3 or better	19-2 (.905)

### KEEPING THE CHAINS MOVING

The Packers finished the regular season with a 47.2 percent conversion rate on third down, which **ranks No. 3 in the NFL**:

Team	Third-Down Conversion Rate
1. New Orleans	48.3
2. Dallas	47.3
3. Green Bay	47.2
4. San Diego	45.1
5. Pittsburgh	44.7

► Green Bay converted 51.4% (55-107) of third downs from Week 10-17, No. 1 in the NFL over that span.

► The Packers were the best in the NFL on third-and-long (more than 6 yards to go), checking in at **No. 1 in the NFL** this season:

Team	Third-and-Long (>6 Yards)
1. Green Bay	39.6
2. New Orleans	37.1
3. Philadelphia	36.3
4. San Diego	34.7
5. Atlanta	34.3

► The Packers were **No. 1 in the league** in third-and-10+ conversions this season:

Team	Third-and-10-Plus Yards
1. Green Bay	36.5
2. New Orleans	33.3
3. San Diego	32.7
4. Philadelphia	31.4
5. Kansas City	28.1

► From 2007-14, Green Bay's offense finished in the top 10 on third down every season, one of only two teams in the league to do so over that span (New Orleans).

► Three of the top five seasons in team history since the 1970 AFL-NFL merger have come under Head Coach **Mike McCarthy**:

Season	Third-Down Conversion Rate
1. 1995	49.1
2. 2011	48.1
3. 2004	47.3
4. 2014	47.2
5. 2009	47.0

### POINTS, POINTS, POINTS

This season, the Packers have been able to put up points.

► Green Bay **led the league** in points per play in the regular season (0.486).

► The Packers **ranked No. 1 in the league** in points per game (30.4) and **tied for the lead the NFL** in touchdowns scored per game (3.63).

► At home, Green Bay was even better during the 2014 regular season, averaging 39.8 points per game to lead the league.

► The Packers became the first team in NFL history to score 23-plus points in the first half in six consecutive home games in a single season.

► Green Bay scored a total of 108 points in Weeks 10-11, scoring 55 against Chicago and 53 versus Philadelphia.

► The Packers were only the second team in NFL history to score 53-plus points in back-to-back games, joining the Los Angeles Rams (1950).

► It marked the first time in franchise history that the Packers registered back-to-back 50-point games. It was the fifth time in NFL history that a team accomplished the feat.

► Green Bay was the only team to score at least 50 points twice during the 2014 regular season.

► Dating back to the AFL-NFL merger of 1970, it was the eighth time a team scored 50 or more points multiple times in one regular season (Denver-three in 2013 / New England-two in 2012 / Seattle-two in 2012 / New England-two in 2007 / Cincinnati-two in 1989 / Dallas-two in 1980 / New England-two in 1979).





# COWBOYS AT PACKERS - NFC DIVISIONAL PLAYOFF

## SACKING PACK

With **Dom Capers** as defensive coordinator (2009-14), the Packers have recorded 245 sacks, which is **No. 5 in the NFL** over that span.

► Green Bay's 41 sacks on the season, **tied for No. 9 in the NFL** during the regular season, are only a partial representation to how much pressure they are putting on opposing quarterbacks. The Packers registered at least six quarterback hits in 10 of 16 regular season games (at Detroit-six / vs. Carolina-six / vs. New England-six / at Buffalo-six / vs. Detroit-seven / at Minnesota-eight / vs. Miami-nine / vs. N.Y. Jets-12 / at Tampa Bay-12 / vs. Minnesota-15).

## SPREADING AROUND THE SACKS

During the regular season, six different Packers players registered at least three sacks (LB **Clay Matthews**, DT **Mike Daniels**, LB **Julius Peppers**, LB/DE **Mike Neal**, LB **Nick Perry** and DT **Letroy Guion**). Green Bay **tied for No. 4 in the league** for the most players to register at least three sacks in 2014:

Team	Players With Three Sacks
1t. Carolina	7
1t. Indianapolis	7
1t. Minnesota	6
<b>4t. Green Bay</b>	<b>6</b>
4t. Jacksonville	6
4t. New England	6
4t. N.Y. Jets	6
4t. Philadelphia	6
4t. San Francisco	6
4t. St. Louis	6

- Green Bay had multiple players from all three levels of the defense (defensive line, linebackers, defensive backs) with one or more sacks during the regular season.
- Last season, the Packers had seven players record at least three sacks, which was **tied for No. 2 in the NFL**.

## TAKE IT AWAY NOW

The Packers finished the regular season **tied for No. 9 in the NFL** with 29 takeaways:

- A fumble recovery by S **Ha Ha Clinton-Dix** on a muffed punt by Seahawks S Earl Thomas in Week 1
- An interception by CB **Tramon Williams** in Week 2
- Interceptions by Clinton-Dix and CB **Davon House** in Week 3
- A forced fumble and recovery by LB **Julius Peppers** on a sack of QB Matthew Stafford in Week 3
- Interceptions on consecutive possessions by LB **Clay Matthews** and CB **Sam Shields** at Chicago in Week 4
- Three consecutive possessions with a turnover in Week 5: interceptions returned for a touchdown by Peppers, interception by LB **Jamari Lattimore** (first of his career) and a forced fumble by S **Morgan Burnett** that was recovered by CB **Casey Hayward** (the first of his career)
- Two interceptions in three possessions in the first half at Miami in Week 6 (Hayward and Shields) and a forced fumble by Matthews that was recovered by Peppers on the final play of the game
- In Week 7, Hayward recorded an interception for the second consecu-

tive game, returning it 21 yards to the Carolina 49-yard line

- DT **Letroy Guion** forced a fumble by Saints FB Erik Lorig that was recovered by Williams in Week 8
- In Week 10, DB **Micah Hyde** recorded an interception in Bears' territory that set up a touchdown and Hayward returned an interception 82 yards for a touchdown. Peppers forced and recovered a fumble on a sack of Bears QB Jay Cutler at the Chicago 32-yard line that led to a touchdown
- Against Philadelphia, Peppers returned an interception 52 yards for a touchdown and Hayward returned a fumble recovery 49 yards for a touchdown. Williams registered an interception and LB **Nick Perry** recovered a fumble
- An interception by Hyde at the Green Bay 47-yard line that led to a touchdown on the ensuing drive in a Week 12 win at Minnesota
- Burnett returned an interception 32 yards to the Atlanta 15-yard line in Week 14
- Williams recorded an interception in the first half of the Week 15 matchup at Buffalo.
- DE **Datone Jones** recorded his first career interception, returning it 18 yards to the Tampa Bay 13-yard line.
- In Week 17, Burnett recovered a fumble at the Detroit 42-yard line after a failed handoff from Stafford to RB Joique Bell. The Packers scored on the ensuing possession to take a 28-14 lead with less than nine minutes left in the fourth quarter.

► The Packers have converted 15 turnovers into touchdowns. Green Bay **ranked No. 3** in the league for points off of takeaways in 2014:

Team	Points Off Of Takeaways
1. Houston	123
2. New England	112
<b>3. Green Bay</b>	<b>110</b>
4. Denver	103

► The Packers **tied for No. 7** in the NFL with 18 interceptions during the regular season:

Team	Interceptions
1. San Francisco	23
2. Cleveland	21
3t. Cincinnati	20
3t. Detroit	20
3t. Houston	20
6. Buffalo	19
<b>7t. Green Bay</b>	<b>18</b>
7t. Arizona	18
7t. Dallas	18
7t. Denver	18

► Green Bay finished the regular season **No. 2 in the NFL** with 396 interception return yards. The Packers **tied for No. 3 in the league** with three interceptions returned for touchdowns.

► The Packers have a **63-16 record** (.797) when they record **at least two takeaways** in a game under Head Coach **Mike McCarthy**. A look at the Packers' record by the number of takeaways since 2006:

Takeaways In Game	GB Record Since 2006
None	4-15 (.211)
One	27-18-1 (.598)
Two	28-9 (.757)
Three-plus	35-7 (.833)

## COWBOYS AT PACKERS - NFC DIVISIONAL PLAYOFF

### AMONG THE LEADERS

Once again, QB **Aaron Rodgers** put together some masterful performances during the regular season. He threw for three-plus touchdowns eight times, recorded a passer rating over 120.0 seven times and totaled over 300 yards passing eight times, including the second-highest single-game total of his career with 418 yards in Week 8 at New Orleans.

- ▶ He had eight three-touchdown/zero-interception games in the regular season, which tied for first in NFL history with NE QB Tom Brady (2007).
- ▶ In Week 10, he joined Raiders QB Daryle Lamonica (vs. BUF, Oct. 19, 1969) as the only players in NFL history to throw for six touchdowns in a first half.
- ▶ He became the first quarterback in NFL history to throw for 18-plus touchdowns with one or fewer INTs in the first seven games of a season.
- ▶ His 13 games (min. 15 attempts) without an interception were the third most in a regular season in NFL history.
- ▶ Rodgers extended his NFL record by finishing the regular season with a passer rating above 100.0 for the sixth season in a row. Rodgers' 112.2 passer rating was the second-best mark in a season in team history, trailing only his own rating of 122.5 in 2011.
- ▶ Dating back to 2012, he threw 418 passes at home without an interception and 36 consecutive touchdown passes at home without an interception, both NFL records.
- ▶ Rodgers once again finished the regular season among the league leaders in several categories this season:

<u>Quarterback</u>	<u>Passer Rating</u>
1. Tony Romo, DAL	113.2
<b>2. Aaron Rodgers, GB</b>	<b>112.2</b>
3. Ben Roethlisberger, PIT	103.3

<u>Quarterback</u>	<u>Passing Touchdowns</u>
1. Andrew Luck, IND	40
2. Peyton Manning, DEN	39
<b>3. Aaron Rodgers, GB</b>	<b>38</b>

<u>Quarterback</u>	<u>TD/INT Ratio (min. 250 att.)</u>
<b>1. Aaron Rodgers, GB</b>	<b>7.6</b>
2. Tony Romo, DAL	3.8
3. Tom Brady, NE	3.7

- ▶ Rodgers was responsible for two of the six highest single-game passer ratings in the 2014 regular season. He was also the only player in the NFL with two of the top 10 passer ratings (min. 20 att.):

<u>Quarterback</u>	<u>Single-Game Passer Rating</u>
1. Geno Smith, 12/28 at MIA	158.3
2. Peyton Manning, 10/19 vs. SF	157.2
3. Matt Ryan, ATL, 9/18 vs. TB	155.9
<b>4. Aaron Rodgers, GB, 10/19 vs. CAR 154.5</b>	
5. Tony Romo, DAL, 12/21 vs. IND	151.7
<b>6. Aaron Rodgers, GB, 9/28 at CHI 151.2</b>	

- ▶ His 154.5 rating in a Week 7 win over Carolina was the second best of his career and **ranks No. 3 in team history** (min. 20 att.).

<u>Quarterback</u>	<u>Single-Game Passer Rating</u>
<b>1. Aaron Rodgers, 10/25/09 at CLE 155.4</b>	
2. Brett Favre, 12/22/03 at OAK	154.9
<b>3. Aaron Rodgers, 10/19 vs. CAR 154.5</b>	

- ▶ Rodgers recorded seven games (min. 15 attempts) with a passer rating of 120.0 or more this season, tied for the most in the NFL this regular season:

<u>Player</u>	<u>120-Plus Passer Rating Games (2014)</u>
<b>1t. Aaron Rodgers, GB</b>	<b>7</b>
1t. Tony Romo, DAL	7
3t. Peyton Manning, DEN	5
3t. Philip Rivers, SD	5

- ▶ Rodgers' 38 touchdowns tied for the fourth most in a single season in franchise history:

<u>Player</u>	<u>TD Passes</u>
1. Aaron Rodgers, 2011	45
2t. Aaron Rodgers, 2012	39
2t. Brett Favre, 1996	39
<b>4t. Aaron Rodgers, 2014</b>	<b>38</b>
4t. Brett Favre, 1995	38

- ▶ A look at where Rodgers ranks in several categories **since 2011** (min. 500 attempts):

<u>Quarterback</u>	<u>Passer Rating</u>
<b>1. Aaron Rodgers, GB</b>	<b>112.6</b>
2. Peyton Manning, IND/DEN	107.8
3. Drew Brees, NO	102.1

<u>Quarterback</u>	<u>Touchdowns</u>
1. Drew Brees, NO	161
<b>2. Aaron Rodgers, GB</b>	<b>139</b>
3t. Tom Brady, NE	131
3t. Peyton Manning, IND/DEN	131

<u>Quarterback</u>	<u>Yards/Attempt</u>
<b>1. Aaron Rodgers, GB</b>	<b>8.51</b>
2. Peyton Manning, IND/DEN	8.08
3. Russell Wilson, SEA	7.95

<u>Quarterback</u>	<u>Completion Pct.</u>
1. Drew Brees, NO	68.0
2. Peyton Manning, IND/DEN	67.7
<b>3. Aaron Rodgers, GB</b>	<b>67.0</b>

<u>Quarterback</u>	<u>TD/INT Ratio</u>
<b>1. Aaron Rodgers, GB</b>	<b>5.56 (139/25)</b>
2. Peyton Manning, DEN	3.64 (131/36)
3. Tom Brady, NE	3.28 (131/40)

<u>Quarterback</u>	<u>Yards/Completion</u>
1. Brian Hoyer, NE/ARI/CLE	13.01
<b>2. Aaron Rodgers, GB</b>	<b>12.70</b>
3. Cam Newton, CAR	12.61





## COWBOYS AT PACKERS - NFC DIVISIONAL PLAYOFF

### A RATINGS SUCCESS

**QB Aaron Rodgers** recorded a 100-plus passer rating 11 times during the 2014 regular season, the most in the NFL. Since taking over as the starter in 2008, Rodgers is **No. 1 in the NFL** in 100-plus passer rating games (min. 15 attempts) over that span:

<u>Quarterback</u>	<u>100-Rating Games (Since '08)</u>
<b>1. Aaron Rodgers, GB</b>	<b>62</b>
2. Drew Brees, NO	59
3. Philip Rivers, SD	53

► A look at where Rodgers ranks in the NFL **since 2011** (min. 15 att.):

<u>Quarterback</u>	<u>100-Rating Games</u>
<b>1. Aaron Rodgers, GB</b>	<b>37</b>
2. Drew Brees, NO	35
3t. Tom Brady, NE / Tony Romo, DAL	31

► Rodgers was **No. 2 in the NFL** this regular season (min. 15 att.) with five games with a passer rating over 130.0:

<u>Quarterback</u>	<u>130-Rating Games</u>
1. Tony Romo, DAL	6
<b>2. Aaron Rodgers, GB</b>	<b>5</b>

► Since 2011, Rodgers **leads the NFL** in games with a passer rating of at least 130.0 (min. 15 att.):

<u>Quarterback</u>	<u>130-Rating Games</u>
<b>1. Aaron Rodgers, GB</b>	<b>16</b>
2t. Drew Brees, NO	12
2t. Tony Romo, DAL	12
4. Peyton Manning, DEN	11

► Rodgers was the only quarterback in the NFL to have two 150-plus rating games during the 2014 regular season.

### PUTTING UP THE POINTS

**QB Aaron Rodgers** was **No. 3 in the league** in the regular season with 38 touchdown passes and **No. 2 in the NFL** with a touchdown percentage of 7.3.

► Rodgers recorded at least three touchdown passes in eight games this regular season, tied for **No. 1 in the NFL**:

<u>Player</u>	<u>Games With 3+ Passing TDs</u>
<b>1t. Aaron Rodgers, GB</b>	<b>8</b>
1t. Peyton Manning, DEN	8
3t. Andrew Luck, IND	7
3t. Tony Romo, DAL	7
3t. Philip Rivers, SD	7

► Since becoming the starter in 2008, he has 43 games with at least three touchdown passes during the regular season, the **third most in the league** over that time span:

<u>Player</u>	<u>Games With 3+ Passing TDs</u>
1. Drew Brees, NO	48
2. Peyton Manning, IND/DEN	44
<b>3. Aaron Rodgers, GB</b>	<b>43</b>
4. Philip Rivers, SD	35

### COOL UNDER FIRE

According to STATS LLC, **QB Aaron Rodgers** completed 80 of 123 passes (65.0%) for 1,119 yards, 15 touchdowns, one interception and a league-high passer rating of 130.4 against the blitz this season.

► A look at where Rodgers ranked against the blitz during the 2014 regular season (min. 60 att.):

<u>Quarterback</u>	<u>Passer Rating</u>
<b>1. Aaron Rodgers, GB</b>	<b>130.4</b>
2. Philip Rivers, SD	123.2
3. Tony Romo, DAL	117.5
4. Ben Roethlisberger, PIT	113.0

<u>Quarterback</u>	<u>Passing TDs</u>
<b>1t. Aaron Rodgers, GB</b>	<b>15</b>
1t. Tony Romo, DAL	15
3t. Four players	13

<u>Quarterback</u>	<u>TD Percentage</u>
<b>1. Aaron Rodgers, GB</b>	<b>12.2</b>
2. Tony Romo, DAL	11.3
3. Philip Rivers, SD	8.5
4. Mark Sanchez, PHI	7.9

► In 103 career starts, Rodgers has posted a 100-plus passer rating against the blitz 52 times (40-12 record in those games). That includes 29 games with a 125-plus rating, including a rating of 154.4 in Week 2, a 145.8 rating in Week 5, a 132.8 rating in Week 10, a 125.1 rating in Week 11, a 126.3 rating in Week 12 and a 156.3 rating in Week 13 this season.

► A glance at where some of Rodgers' numbers against the blitz rank among active quarterbacks **since 2008** (according to STATS LLC, min. 400 attempts):

<u>Quarterback</u>	<u>Passer Rating</u>
<b>1. Aaron Rodgers, GB</b>	<b>110.7</b>
2. Tom Brady, NE	104.0
3. Drew Brees, NO	102.6

<u>Quarterback</u>	<u>TD Percentage</u>
<b>1. Aaron Rodgers, GB</b>	<b>8.0</b>
2. Peyton Manning, IND/DEN	6.6
3. Philip Rivers, SD	6.4

<u>Quarterback</u>	<u>Yards/Attempt</u>
<b>1. Aaron Rodgers, GB</b>	<b>8.94</b>
2. Philip Rivers, SD	8.83
3. Drew Brees, NO	8.38

<u>Quarterback</u>	<u>25-Yard Passes</u>
1. Philip Rivers, SD	91
2. Eli Manning, NYG	89
<b>3. Aaron Rodgers, GB</b>	<b>87</b>

<u>Quarterback</u>	<u>TD/INT Ratio</u>
1. Tom Brady, NE	7.22
<b>2. Aaron Rodgers, GB</b>	<b>3.89</b>
3. Drew Brees, NO	3.44



## COWBOYS AT PACKERS - NFC DIVISIONAL PLAYOFF

### CLIMBING FAST

QB **Aaron Rodgers** has continued to reach marks in record time.

► Rodgers made his 100th career start during the regular season in a Week 14 victory over the Atlanta Falcons. He ranks **No. 1 in NFL history** in a quarterback's first 100 starts in:

- Passing yards (27,520)
- Zero-INT games (58)
- 100-plus passer rating games (60)
- Passer rating (107.3)
- TD/INT ratio (4.11, 222-54)

► In Week 5 against Minnesota, Rodgers threw the 200th touchdown of his career during the regular season. According to the Elias Sports Bureau, Rodgers set an NFL record for the fewest interceptions at the time of his 200th career touchdown pass with 53. It topped New England QB Tom Brady's (88) record by 35 interceptions.

► Rodgers reached 200 career touchdown passes in his 99th career game, the second fastest in NFL history behind only Dolphins QB Dan Marino (89 games).

<u>Player</u>	<u># Games To 200 TD Passes</u>
1. Dan Marino, MIA	89
<b>2. Aaron Rodgers, GB</b>	<b>99</b>
3. Peyton Manning, IND	106
4. Brett Favre, GB	107
5. Tom Brady, NE	116

► He posted his 3,000th career passing attempt in the Week 2 win over the Jets, becoming just the third player in franchise history to register 3,000 career passing attempts (Brett Favre, 8,754; Bart Starr, 3,149).

► At the time of his 3,000th career passing attempt, Rodgers had 53 career interceptions, an NFL record by a quarterback for the fewest INTs at the time of his 3,000th career attempt (Neil O'Donnell, 59 INTs).

► Also in Week 2, Rodgers (25,871) moved past Bart Starr (24,718) for No. 2 on the all-time franchise list for passing yards.

► According to the Elias Sports Bureau, Rodgers reached the 25,000-yard mark in the fewest attempts in NFL history:

<u>Player</u>	<u>Pass Attempts To 25,000 Yards</u>
<b>1. Aaron Rodgers, GB</b>	<b>3,065</b>
2. Kurt Warner, STL/NYG/AZ	3,076
3. Ben Roethlisberger, PIT	3,109

► He reached 25,000 yards in his 98th regular-season game, making Rodgers the fourth fastest to get to the mark in league history in terms of games.

<u>Player</u>	<u># Games To 25,000 Yards</u>
1. Dan Marino, MIA	92
2t. Peyton Manning, IND/DEN	97
2t. Kurt Warner, STL/NYG/ARI	97
<b>4. Aaron Rodgers, GB</b>	<b>98</b>

### TAKING HIS PLACE AMONG THE GAME'S BEST

Rodgers surpassed the 1,500-attempt plateau for his career in 2010, the benchmark to qualify for passer rating in the NFL record book.

► Rodgers has completed 2,286 of 3,475 passes (65.8 percent) in his career for 28,578 yards and 226 touchdowns with 57 interceptions for a 106.0 passer rating in the regular season, **No. 1 in NFL history**:

<u>Quarterback</u>	<u>Career Passer Rating</u>
<b>1. Aaron Rodgers, GB</b>	<b>106.0</b>
2. Tony Romo, DAL	97.6
3. Peyton Manning, IND/DEN	97.5
4. Steve Young, TB/SF	96.8
5. Tom Brady, NE	95.9

► With his 112.2 passer rating this season (second highest of his career), Rodgers became the **first quarterback in NFL history** to register six straight 100-plus passer rating seasons. 49ers QB Steve Young (1991-94) accomplished the feat in four consecutive seasons.

► With 4,295 passing yards in 2012, Rodgers brought his total in five seasons as a starter to 21,332. That ranked **No. 1 in NFL history** for the most passing yards by a QB in his first five seasons as a starter, topping the previous mark held by Peyton Manning (20,618, 1998-2002).

► In 103 career regular-season starts, Rodgers has eclipsed the century mark in passer rating 62 times and recorded 40 games of 300-plus yards. He threw for over 300 yards eight times this season and recorded a passer rating over 100.0 11 times.

► Where Rodgers ranks among active NFL quarterbacks **since he took over as the starter in 2008** (min. 1,000 attempts):

<u>Quarterback</u>	<u>Passing Yards</u>
1. Drew Brees, NO	34,844
2. Philip Rivers, SD	29,967
3. Eli Manning, NYG	28,370
<b>4. Aaron Rodgers, GB</b>	<b>28,249</b>
<u>Quarterback</u>	<u>Passing TDs</u>
1. Drew Brees, NO	262
<b>2. Aaron Rodgers, GB</b>	<b>225</b>
3. Peyton Manning, IND/DEN	224
<u>Quarterback</u>	<u>Passer Rating</u>
<b>1. Aaron Rodgers, GB</b>	<b>106.6</b>
2. Peyton Manning, IND/DEN	101.6
3. Drew Brees, NO	100.5
<u>Quarterback</u>	<u>Yards/Attempt</u>
<b>1. Aaron Rodgers, GB</b>	<b>8.27</b>
2. Philip Rivers, SD	8.04
3. Russell Wilson, SEA	7.95
<u>Quarterback</u>	<u>INT Percentage</u>
1. Tom Brady, NE	1.62
<b>2. Aaron Rodgers, GB</b>	<b>1.64</b>
3. Alex Smith, SF/KC	1.92
<u>Quarterback</u>	<u>25-Yard Passes</u>
1. Drew Brees, NO	263
<b>2. Aaron Rodgers, GB</b>	<b>245</b>
3. Philip Rivers, SD	229
<u>Quarterback</u>	<u>Rushing Yards</u>
1. Cam Newton, CAR	2,571
2. Michael Vick, PHI/NYG	2,151
3. Russell Wilson, SEA	1,877
<b>4. Aaron Rodgers, GB</b>	<b>1,784</b>





## COWBOYS AT PACKERS - NFC DIVISIONAL PLAYOFF

### TAKING CARE OF THE BALL

Since taking over as the starter in 2008, QB **Aaron Rodgers** has been one of the best in the league when it comes to limiting interceptions. He **ranked No. 1 in the NFL** during the 2014 regular season with five interceptions, the third fewest in a single regular season (min. 250 att.) in Packers' history.

▶ Rodgers finished the regular season with the fewest interceptions of his career since taking over as the starter in 2008:

Year	Interceptions	GP
1. 2014	5	16
2t. 2011	6	15
2t. 2013	6	9

▶ Rodgers is on current streaks of throwing 418 passes at home without an interception and 36 consecutive touchdown passes at home without an interception, both NFL records.

▶ Rodgers posted seven consecutive zero-interception games this season (Weeks 2-7), passing Bart Starr's franchise record of six (min. 15 attempts a game) set in 1964.

▶ Rodgers joined Patriots QB Tom Brady (2007) as the only players in NFL history to register four straight three-touchdown/zero-interception games in a single season (Weeks 4-7). His eight overall also tied Brady (2007) for the most during a single regular season.

▶ Rodgers has thrown just 57 interceptions as a starter. His career INT percentage of 1.6 (57 INTs on 3,475 attempts) ranks **No. 1 in NFL history** (min. 1,500 attempts):

Quarterback	Career INT Pct.
1. Aaron Rodgers, GB	1.6
2. Tom Brady, NE	2.0

▶ Rodgers also ranks **No. 1 in league annals** in career TD/INT ratio:

Quarterback	TD/INT Ratio
1. Aaron Rodgers, GB	3.96 (226/57)
2. Tom Brady, NE	2.74 (392/143)
3. Peyton Manning, IND/DEN	2.26 (530/234)

▶ Rodgers had an interception percentage of 0.96 in the 2014 regular season. He holds three of the four lowest interception-percentage marks (min. 200 attempts) in a season in team history:

Quarterback	Season INT Pct.
1. Aaron Rodgers, 2014	0.96 (5 INTs, 520 att.)
2t. Aaron Rodgers, 2011	1.20 (6 INTs, 502 att.)
2t. Bart Starr, 1966	1.20 (3 INTs, 251 att.)
4. Aaron Rodgers, 2009	1.29 (7 INTs, 541 att.)

▶ Rodgers leads the NFL with 60 zero-INT games (min. 15 att.) since 2008:

Quarterback	Zero-INT Games
1. Aaron Rodgers, GB	60
2. Tom Brady, NE	54

▶ Rodgers recorded 212 pass attempts without an interception earlier this season (Weeks 1-8). It was the **longest streak of his career** and the **second-longest streak** in franchise history:

Quarterback	Cons. Att. W/O An INT
1. Bart Starr, 1964-65	294
2. Aaron Rodgers, 2014	212
3. Aaron Rodgers, 2014	202

### HITTING HIS MARK

QB **Aaron Rodgers** completed at least 70 percent of his passes six times this season, including connecting on a career-best (min. 20 att.) 86.36 percent (19-22) of his throws in Week 7 vs. Carolina, which was also the third-highest single-game mark in franchise history.

▶ Rodgers ranks **No. 3 in NFL history** in career completion percentage (min. 1,500 attempts):

Quarterback	Career Completion Pct.
1. Drew Brees, SD/NO	66.20
2. Chad Pennington, NYJ/MIA	66.05
3. Aaron Rodgers, GB	65.78

▶ Rodgers holds the top three and four of the top five single-season marks in team annals:

Quarterback	Completion Pct.
1. Aaron Rodgers, 2011	68.33
2. Aaron Rodgers, 2012	67.21
3. Aaron Rodgers, 2013	66.55
4. Brett Favre, 2007	66.54
5. Aaron Rodgers, 2010	65.68

### THIRD DOWN IS THE CHARM

In 2014, QB **Aaron Rodgers** recorded a passer rating of 100-plus on third downs in 11 regular season games:

- Week 2: passer rating of 134.0 - 6 of 9 - 85 yards - one TD
- Week 3: passer rating of 100.6 - 3 of 7 - 39 yards and one TD
- Week 4: passer rating of 153.3 - 7 of 7 - 79 yards - two TDs
- Week 5: passer rating of 120.8 - 3 of 5 - 35 yards - one TD
- Week 6: passer rating of 104.0 - 6 of 11 - 69 yards - one TD
- Week 10: passer rating of 153.3 - 5 of 7 - 108 yards - three TDs
- Week 11: passer rating of 133.5 - 7 of 11 - 127 yards - one TD
- Week 13: passer rating of 143.9 - 10 of 13 - 184 yards - one TD
- Week 14: passer rating of 122.5 - 5 of 9 - 80 yards - one TD
- Week 16: passer rating of 131.7 - 6 of 9 - 80 yards - one TD
- Week 17: passer rating of 142.7 - 7 of 8 - 70 yards - one TD

▶ During the 2014 regular season, Rodgers completed 81 of 134 passes for 1,228 yards, 15 touchdowns, two interceptions and a passer rating of 121.7 on third down, the highest in the NFL (min. 50 att.):

Quarterback	Passer Rating
1. Aaron Rodgers, GB	121.7
2. Carson Palmer, ARI	119.4
3. Tony Romo, DAL	117.1

▶ A glance at where Rodgers ranks on third down during the regular season in several categories since 2009 (min. 250 attempts):

Quarterback	Passer Rating
1. Aaron Rodgers, GB	112.7
2. Tom Brady, NE	101.2
3. Drew Brees, NO	100.2

Quarterback	TD/INT Ratio
1. Tom Brady, NE	5.25 (63/12)
2. Aaron Rodgers, GB	4.77 (62/13)
3. Ben Roethlisberger, PIT	3.27 (49/15)

Quarterback	Yards/Attempt
1. Aaron Rodgers, GB	9.15
2. Philip Rivers, SD	8.49
3. Colin Kaepernick, SF	8.37

## COWBOYS AT PACKERS - NFC DIVISIONAL PLAYOFF

### LONG-DISTANCE DEDICATION

QB **Aaron Rodgers** connected with WR **Jordy Nelson** on a 73-yard touchdown in Week 10, giving him 16 touchdown passes of 70-plus yards in his career.

- ▶ Rodgers ranks **No. 1 in NFL history** with 16 touchdown passes of 70-plus yards (Brett Favre and Peyton Manning-15).
- ▶ With the 16 TD passes of 70-plus yards since 2008, Rodgers has five more than any NFL quarterback in the category over that span (Eli Manning, 11).
- ▶ Rodgers is the **only quarterback in the league** to have at least one 70-yard TD pass each of the last seven seasons (2008-14).
- ▶ Since 2008, Rodgers leads the league with 24 touchdown passes of 60-plus yards (NYG-Eli Manning, 18).
- ▶ Dating back to 2008, Rodgers **ranks No. 1** among NFL quarterbacks with 49 completions of at least 50 yards (Drew Brees, 43).

### GOOD COMBO

The Packers' top two receivers, **Jordy Nelson** and **Randall Cobb**, have both had strong individual seasons to form one of the best receiving tandems in the league this year.

- ▶ The two have combined to record 189 of the team's 349 receptions (54.2 percent) and tally 2,806 of the Packers' 4,447 receiving yards (63.1 percent).
- ▶ Of QB **Aaron Rodgers'** 38 touchdown passes in the regular season, 25 went to Cobb or Nelson (65.8 percent). The 25 touchdown receptions were the second most by two players on the same team this season (DAL: Dez Bryant and Terrance Williams). Green Bay was the only team to have two wide receivers each record 10-plus touchdown receptions during the 2014 regular season.
- ▶ The Packers were one of two teams to have two players in the top 10 in receiving touchdowns this season (Denver's TE Julius Thomas and WR Demaryius Thomas).
- ▶ The Packers and Broncos were also the only teams in the NFL to have two players ranked in the top 10 in receptions (DEN D. Thomas and Emmanuel Sanders).
- ▶ Green Bay was once again joined by the Broncos as the only teams with two wide receivers in the top 15 in receiving yards this year.
- ▶ In the Week 4 victory at Chicago, Nelson (10 rec. / 108 yds. / two TDs) and Cobb (seven rec. / 113 yds. / two TDs) became the first Packers teammates to each have at least 100 receiving yards and two touchdowns in the same game since December 21, 1969 (Carroll Dale and Boyd Dowler).
- ▶ They combined for 43 receptions of 20-plus yards during the 2014 regular season:

- Nelson: 80-yard touchdown reception vs. NYJ
- Nelson: 73-yard touchdown reception vs. CHI
- Cobb: 70-yard touchdown reception at NO
- Nelson: 66-yard touchdown reception vs. MIN
- Nelson: 64-yard reception vs. PHI
- Nelson: 60-yard touchdown reception vs. ATL
- Nelson: 59-yard touchdown reception vs. CAR
- Cobb: 47-yard reception vs. CAR
- Nelson: 45-yard touchdown reception vs. NE
- Cobb: 43-yard reception at CHI
- Nelson: 40-yard touchdown reception vs. CHI
- Cobb: 34-yard reception vs. DET
- Cobb: 33-yard reception vs. NE
- Cobb: 33-yard reception vs. CAR
- Nelson: 33-yard reception vs. NYJ
- Cobb 30-yard reception at TB
- Cobb: 29-yard reception vs. DET
- Nelson: 28-yard reception at TB
- Cobb: 24-yard reception at TB
- Nelson: 24-yard reception at TB
- Cobb: 29-yard reception at MIN
- Cobb: 29-yard reception vs. CHI
- Nelson: 28-yard reception vs. ATL
- Cobb: 28-yard reception at MIA
- Nelson: 27-yard touchdown reception vs. PHI
- Cobb: 27-yard reception at NO
- Cobb: 23-yard reception vs. ATL
- Nelson: 23-yard reception at CHI
- Nelson: 23-yard reception vs. NYJ
- Cobb: 23-yard reception at SEA
- Nelson: 22-yard reception vs. DET

- Nelson: 22-yard reception vs. ATL
- Cobb: 22-yard reception vs. PHI
- Cobb: 22-yard reception vs. PHI
- Nelson: 22-yard receptions at MIA
- Cobb: 22-yard reception at CHI
- Cobb: 22-yard reception at CHI
- Cobb: 21-yard reception vs. CHI
- Cobb: 20-yard reception at BUF
- Nelson: 20-yard reception at BUF
- Cobb: 20-yard reception vs. PHI
- Cobb: 20-yard reception at NO
- Cobb: 20-yard reception vs. MIN

### HISTORIC SEASON

WRs **Randall Cobb** and **Jordy Nelson** led the way for the Packers offense during the 2014 regular season, putting up numbers of historical significance.

- ▶ Cobb (91) and Nelson (98) were the first duo in franchise history to both catch 90-plus passes in the same season. Nelson's 98 receptions were the fourth most in a single season in franchise history and the most since Robert Brooks recorded 102 in 1995.
- ▶ Cobb reached the 1,000-yard receiving mark for the first time in his career this season (1,287). He joined Nelson (1,519) as the the first duo in Packers' history to each reach 1,250 receiving yards in the same season.
- ▶ Nelson passed Robert Brooks (1,497 in 1995) for the most receiving yards in a single season in franchise history.
- ▶ Cobb (12) and Nelson (13) are the first duo in franchise history to both catch 10-plus touchdown passes in the same season. The 25 touchdown receptions are the most by a Packers' duo, passing the 24 that Nelson (15) and Greg Jennings (nine) combined for in 2011.
- ▶ They became just the third set of teammates in NFL history with at least 1,200 receiving yards and 10 touchdowns each in the same season, joining Minnesota's Cris Carter and Randy Moss in 1999 and Denver's Demaryius Thomas and Eric Decker in 2013.
- ▶ Cobb and Nelson are the first duo in NFL history to record 90-plus receptions, 1,200-plus yards and 12-plus touchdown receptions in the same regular season.
- ▶ Nelson is the second player in team history to register two seasons with 13-plus touchdown catches (13 in 2014 / 15 in 2011), joining WR Sterling Sharpe (1992 and 1994).
- ▶ Nelson's 13 receiving touchdowns are tied for the sixth most by a Packers receiver in a single regular season.
- ▶ Cobb set a career high with six consecutive games with a receiving touchdown (Games 4-9). It tied for the third-longest streak by a Packers' player, and was the longest since Sharpe (six) in 1994.
- ▶ Nelson had three touchdown receptions of 65-plus yards this season, the most by a Packer since Freeman had four in 1998.
- ▶ In franchise history, Nelson's five games with nine-plus receptions were the most a player has registered in an entire regular season.
  - Week 1 - nine receptions for 83 yards
  - Week 2 - nine receptions for 209 yards and one touchdown
  - Week 4 - 10 receptions for 108 yards and two touchdowns
  - Week 6 - nine receptions for 107 yards and one touchdown
  - Week 16 - nine receptions for 113 yards and one touchdown
- ▶ Green Bay was 4-1 this season when Nelson recorded at least nine receptions.
- ▶ Nelson had a career-high seven 100-yard receiving games this season while Cobb had five. They both rank in the top 10 for the most 100-yard games by a Packers player in a single regular season (Nelson, tied for second / Cobb tied for ninth).
- ▶ After setting a career high with 10 receptions at Soldier Field during the 2013 season, Nelson matched it at Chicago in Week 4 this season. He became the first player since Lions WR Calvin Johnson (Jan. 1, 2012 and Dec. 9, 2012, at Lambeau Field) to post 10-plus catches in back-to-back games at a visiting stadium.
- ▶ In the Week 2 win over the Jets, Nelson finished with a career-high 209 yards receiving, which tied for the fourth most in a game in franchise history, and were the most by a Packer since Don Beebe registered 220 yards receiving vs. San Francisco on Oct. 14, 1996.





# COWBOYS AT PACKERS - NFC DIVISIONAL PLAYOFF

**LEADING THE WAY**

WR **Jordy Nelson** had the best season of his career and emerged as one of the top receivers in the NFL. He ranked in the **top five of the NFL** in both receiving yards and touchdown receptions during the regular season:

<u>Player</u>	<u>Touchdown Receptions</u>
1. Dez Bryant, DAL	16
<b>2t. Jordy Nelson, GB</b>	<b>13</b>
2t. Antonio Brown, PIT	13
<b>4t. Six players, including Randall Cobb</b>	<b>12</b>

<u>Player</u>	<u>Receiving Yards</u>
1. Antonio Brown, PIT	1,698
2. Demaryius Thomas, DEN	1,619
3. Julio Jones, ATL	1,593
<b>4. Jordy Nelson, GB</b>	<b>1,519</b>
5. Emmanuel Sanders, DEN	1,404

► Nelson earned his first trip to the Pro Bowl and finished **No. 7 in the NFL** with 98 receptions during the 2014 regular season, the **fourth-highest single-season total in franchise history**.

► Nelson finished the 2014 regular season **No. 1 in the NFL** with five touchdown receptions of 50-plus yards:

<u>Player</u>	<u>50-Yard TD Rec.</u>
<b>1. Jordy Nelson, GB</b>	<b>5</b>
2. DeSean Jackson, WAS	4
3t. Dez Bryant, DAL	3
3t. Jeremy Maclin, PHI	3
3t. Steve Smith Sr., BAL	3

► Dating back to 2010, Nelson **leads the NFL** with 14 touchdown receptions of 50 or more yards:

<u>Player</u>	<u>50-Yard TD Rec. (Since 2010)</u>
<b>1. Jordy Nelson, GB</b>	<b>14</b>
2. DeSean Jackson, PHI/WAS	11
3t. Victor Cruz, NYG	9
3t. Calvin Johnson, DET	9

► Nelson led the league in receptions of 60 yards or more this season:

<u>Player</u>	<u>60-Yard Catches</u>
<b>1. Jordy Nelson, GB</b>	<b>5</b>
2. DeSean Jackson, WAS	4

► Since the start of the 2013 season, Nelson is **tied for No. 2 in the league** with 31 catches of 25-plus yards during the regular season:

<u>Player</u>	<u>25-Yard Catches</u>
1. Demaryius Thomas, DEN	32
<b>2t. Jordy Nelson, GB</b>	<b>31</b>
2t. DeSean Jackson, PHI/WAS	31
4. Alshon Jeffery, CHI	27

► Nelson is **No. 3 in the NFL** in 25-yard catches since 2011:

<u>Player</u>	<u>25-Yard Catches</u>
1. Demaryius Thomas, DEN	57
2. Calvin Johnson, DET	55
<b>3. Jordy Nelson, GB</b>	<b>53</b>

► Nelson ranks **No. 4 in the NFL** in TD catches since 2011:

<u>Player</u>	<u>Receiving TDs</u>
1. Dez Bryant, DAL	50
2. Jimmy Graham, NO	46
3. Rob Gronkowski, NE	44
<b>4. Jordy Nelson, GB</b>	<b>43</b>
5. Calvin Johnson, DET	41
6. Demaryius Thomas, DEN	39

► Nelson is **No. 2 in the NFL** in TD catches at home since 2011:

<u>Player</u>	<u>Receiving TDs (Home)</u>
1. Jimmy Graham, NO	29
<b>2. Jordy Nelson, GB</b>	<b>26</b>
3. Rob Gronkowski, NE	25
4. Dez Bryant, DAL	24
5. Demaryius Thomas, DEN	22

► Among players with 250-plus receptions, Nelson ranks **No. 9 in team history** with his average of 15.27 yards per catch:

<u>Player</u>	<u>Receiving Avg.</u>
1. Carroll Dale, 1965-72	19.72
2. Billy Howton, 1952-58	18.42
3. Max McGee, 1954, 57-67	18.39
4. James Lofton, 1978-86	18.22
5. Don Hutson, 1935-45	16.38
6. Boyd Dowler, 1959-69	15.44
7. Antonio Freeman, 1995-2001, 03	15.43
8. Greg Jennings, 2006-12	15.38
<b>9. Jordy Nelson, 2008-14</b>	<b>15.27</b>
10. James Jones, 2007-13	13.89

► In Week 2 of 2014 vs. the New York Jets, Nelson moved into a tie (WR Greg Jennings) for the **No. 1 spot in team history** for the most 80-yard TD catches with the fourth of his career.

► With four TD grabs of 80-plus yards during his career, Nelson is **tied for No. 1** among active NFL players:

<u>Player</u>	<u>80-Yard TD Catches</u>
<b>1t. Jordy Nelson, GB</b>	<b>4</b>
1t. Greg Jennings, GB/MIN	4
3t. Julio Jones, ATL	3
3t. DeSean Jackson, PHI/WAS	3
3t. Mike Wallace, PIT/MIA	3

**COWBOYS AT PACKERS - NFC DIVISIONAL PLAYOFF**

**USING THE BACKS**

As the 2014 regular season wore on, Green Bay's backfield elevated their play.

- ▶ The Packers recorded 25-plus carries and 100 yards 11 times since Oct. 2 (Weeks 5-8, 10-17), averaging at least 4 yards a carry in Weeks 7 (4.1), 8 (4.7), 10 (4.1), 11 (4.4), 12 (4.8), 13 (4.5), 14 (6.0), 15 (6.3) and 17 (4.0).
- ▶ Dating back to the 2013 regular season, Green Bay is 13-2 in the last 15 games they ran the ball at least 25 times, including 10-1 during the 2014 regular season. The Packers are 73-15-1 under Head Coach **Mike McCarthy** when running the ball 25-plus times.
- ▶ RB **Eddie Lacy** finished **tied for third among running backs** with 13 touchdowns in 2014 (nine rushing / four receiving):

<u>Running Back</u>	<u>Overall Touchdowns</u>
1. Marshawn Lynch, SEA	17
2. Jamaal Charles, KC	14
<b>3t. Eddie Lacy, GB</b>	<b>13</b>
3t. Arian Foster, HOU	13
3t. DeMarco Murray, DAL	13

- ▶ His nine rushing touchdowns were also **tied for third in the NFL**.
- ▶ Green Bay's run game had a breakout performance in the victory over the Vikings in Week 5, recording 156 yards on 28 carries (5.6 avg.) with two touchdowns. Their fourth-highest performance came against Minnesota in Week 12, totaling 155 yards on 32 carries (4.8 avg.).
- ▶ In Week 14, Green Bay set a season high with 179 yards on 30 carries (6.0 avg.). They followed it up in Week 15 with 158 yards on 25 carries (6.3 avg.) with one touchdown. Green Bay finished off the regular season with 152 yards on 32 carries (4.0 avg.) in Week 17, including Lacy becoming only running back to record 100 yards rushing against Detroit this regular season.
- ▶ Twice this season, Week 7 and Week 14, Lacy and **James Starks** each averaged over 5 yards a carry and both recorded a rushing touchdown.
- ▶ Lacy **set a franchise record** by surpassing 100-plus scrimmage yards in nine consecutive games (Games 8-16).
- ▶ Lacy tallied 10 games with 100-plus scrimmage yards during the 2014 regular season, which tied for the **fourth most in the NFL**.

<u>Player</u>	<u>100+ Yards From Scrimmage Games</u>
1t. Le'Veon Bell, PIT	13
1t. DeMarco Murray, DAL	13
3. Arian Foster, HOU	11
<b>4t. Eddie Lacy, GB</b>	<b>10</b>
4t. Demaryius Thomas, DEN	10

- ▶ Lacy registered six games with 95-plus rushing yards during the regular season, tying for the **third most in the NFL in 2014**.
- ▶ Lacy (2,217) passed John Brockington (2,132) for the most rushing yards by a Packers' running back in his first two NFL seasons.
- ▶ Lacy became the **first player in team history** to post 1,000 rushing yards and 10-plus total TDs in both of his first two seasons.
- ▶ With 1,139 rushing yards this season, Lacy became the **fifth player in franchise history** to record consecutive 1,000-yard rushing seasons (Ryan Grant, 2008-09 / Ahman Green, 2000-04 / John Brockington, 1971-73 / Jim Taylor, 1960-64).
- ▶ Green Bay utilized the running-back position in the pass game as well:
  - Lacy recorded 123 yards on eight receptions at New Orleans, the second most by a Green Bay running back since the 1970 AFL-NFL merger, trailing only Eddie Lee Ivery's 128 yards at Tampa Bay on Oct. 12, 1980.
  - He became the **first Green Bay running back** to post a 100-yard receiving game since Edgar Bennett (101 yards) on Dec. 18, 1994 (vs. Atlanta).

- Lacy registered a 67-yard reception against the Saints and a 56-yard touchdown reception versus Chicago to become the first Packers' running back to record 55-yard receptions in consecutive games.
- Lacy registered 32-yard touchdown reception in a Week 11 victory over Philadelphia.
- Lacy was the **first Packers back ever** to record 100 yards from scrimmage and a touchdown reception in three consecutive games (Weeks 10-12).
- Lacy's four touchdown receptions are the most for a Packers' running back in a single season since Ahman Green had five in 2003. His 427 receiving yards were the most since Green's 594 in 2001.
- ▶ Lacy's 182 yards from scrimmage in Week 8 at New Orleans were the most by a Green Bay running back since Najeh Davenport posted 186 vs. St. Louis on Nov. 29, 2004.
- ▶ In Week 5, Lacy rushed for 105 yards on 13 carries (8.1 avg.) and recorded his second career game with two rushing touchdowns (vs. Pittsburgh, Week 16 in 2013). It was his lowest attempt total in a 100-yard rushing game and his best per-carry average in a game (min. 10 att.).
- ▶ Lacy recorded seven 100-yard rushing games during the 2013-14 regular seasons, **tied for the sixth most in the NFL** over that span.
- ▶ According to STATS LLC, the Packers recorded 67 runs of 10-plus yards during the 2014 regular season, the **second most in the NFL**. Lacy accounted for 38 of those, **No. 3 in the league this season**:

<u>Player</u>	<u>Rushes Of 10-Plus Yards</u>
1. DeMarco Murray, DAL	45
2. Justin Forsett, BAL	40
<b>3. Eddie Lacy, GB</b>	<b>38</b>
4. Marshawn Lynch, SEA	35

**RACKING UP POINTS**

- ▶ **K Mason Crosby** is moving his way up the record books.
- ▶ With 1,037 career points, **Mason Crosby** passed NE K Stephen Gostkowski (1,023) for the most points by an NFL player in his first eight regular seasons. He is the second player in franchise history to reach 1,000 career points:

<u>Player</u>	<u>Career Points</u>
1. Ryan Longwell, 1997-2004	1,054
<b>2. Mason Crosby, 2007-14</b>	<b>1,037</b>
3. Don Hutson, 1935-45	823

- ▶ Crosby had 134 points during the 2014 regular season, giving him the eighth 100-point season of his career and tying with Ryan Longwell (1997-2004) for the franchise record.
- ▶ Including 2013, Crosby made 19 consecutive field goals in the regular season, until his final kick against the Bears was blocked in Week 4. He now owns the two longest consecutive field-goal streaks in franchise history (23 straight from 2010-11).
- ▶ Dating back to the 2013 regular season, Crosby made at least one FG in 17 consecutive regular-season games before not getting an attempt in Week 3 at Detroit this year. It is the longest streak in team history.

<u>Player</u>	<u>Consec. Games/FG</u>
<b>1. Mason Crosby, 2013-14</b>	<b>17</b>
2. Ryan Longwell, 2004-05	15
3. Ryan Longwell, 1997-98	14

- ▶ Crosby connected on a 53-yard field goal in Week 14, extending his career franchise record for the most 50-yard FGs. It was the longest field goal by a Packer kicker at Lambeau Field on Dec. 1 or later.



## COWBOYS AT PACKERS - NFC DIVISIONAL PLAYOFF

### CLAY FINDS HIS WAY TO THE BALL

LB **Clay Matthews** led the team with 11.0 sacks on the season. It gave him 61.0 sacks since entering the NFL in 2009, which is **tied for No. 5 in the league** over that span:

<u>Player</u>	<u>Sacks (Since 2009)</u>
1. Jared Allen, MIN/CHI	76.5
2. DeMarcus Ware, DAL/DEN	73.5
3. Elvis Dumervil, DEN/BAL	64.0
4. Cameron Wake, MIA	63.0
<b>5t. Clay Matthews, GB</b>	<b>61.0</b>
5t. Tamba Hali, KC	61.0

- ▶ Matthews finished the regular season with at least one sack in seven of the last nine games, totaling 9.5 sacks over that span.
- ▶ His 8.5 sacks in the final eight games were a career best and tied Ezra Johnson (1983) for the third most in the second half of the regular season in franchise history (since 1982). They were also the most since DE Kabeer Gbaja-Biamila had 11.0 in 2004. Matthews tied for the fifth-most in the NFL this season in Games 9-16.
- ▶ Matthews' impact on the opposing offenses was felt beyond sacks this season due to the multiple positions he played. He finished the regular season second among Packers' linebackers with 69 tackles, which tied for the second most (2011) he recorded in his career (83 in 2010). His six passes defended also tied for the second most (2009) he recorded in a single season (nine in 2011). His two forced fumbles tied for the third most he has registered in a season. He also registered the fifth interception of his career.
- ▶ Matthews was one of three players in the league with at least one interception, one forced fumble and 10 sacks this season:

<u>Player</u>	<u>Sacks</u>
1. J.J. Watt, HOU	20.5
<b>2. Clay Matthews, GB</b>	<b>11.0</b>
3. DeMarcus Ware, DEN	10.0

- ▶ Matthews is **tied for No. 1 in team history** in 10-sack seasons and is **No. 4** in two-sack games:

<u>Player</u>	<u>10-Sack Seasons</u>
<b>1t. Clay Matthews, 2009-10, 2012, 2014</b>	<b>4</b>
1t. Reggie White, 1993, 1995, 1997-98	4
1t. Kabeer Gbaja-Biamila, 2001-04	4

<u>Player</u>	<u>Two-Sack Games</u>
1. Reggie White, 1993-98	16
2. Kabeer Gbaja-Biamila, 2000-08	15
3. Tim Harris, 1986-90	14
<b>4. Clay Matthews, 2009-14</b>	<b>12</b>

- ▶ Matthews ranks No. 3 in team history with 61.0 career sacks (games played in parentheses):

<u>Player</u>	<u>Career Sacks</u>
1. Kabeer Gbaja-Biamila, 2000-08	74.5 (124)
2. Reggie White, 1993-98	68.5 (95)
<b>3. Clay Matthews, 2009-14</b>	<b>61.0 (85)</b>

### HEADED NORTH

This past offseason the Packers signed LB **Julius Peppers**. The former Carolina Panther and Chicago Bear has shown throughout his career the ability to do a little bit of everything on defense, and this year was no different.

- ▶ Peppers and Houston Texans DE J.J. Watt were the only players in the NFL this season to have at least one sack (seven), a forced fumble (four), a fumble recovery (three), an interception (two) and a defensive touchdown (two).
- ▶ For the fifth time in his career, Peppers recorded a sack, an interception, a forced fumble and a fumble recovery in a season (2004 / 2007 / 2009 / 2013 / 2014). Dating back to 2002 when he entered the league, that is **tied for the second-most seasons in the NFL** to record a stat in all four categories:

<u>Player</u>	<u>Seasons with Sack/INT/FF/FR</u>
1. Charles Woodson, OAK/GB	7
<b>2t. Julius Peppers (CAR/CHI/GB)</b>	<b>5</b>
2t. Keith Bulluck (TEN)	5
2t. Michael Lewis (PHI/SF)	5
2t. Ray Lewis (BAL)	5

- ▶ He **tied for No. 7 in the NFL** with five takeaways this season.
- ▶ In his first NFC North game for the Packers, Peppers forced a fumble that he recovered on a sack of Lions QB Matthew Stafford in Week 3. Against Chicago in Week 10, he did the same thing to QB Jay Cutler.
- ▶ Peppers had 2.5 sacks in division games this season. Since joining the NFC North in 2010, Peppers is tied for the **10th-most sacks** against division opponents (19.0).
- ▶ Peppers is **No. 4 among active players** with 125.5 career sacks during the regular season:

<u>Player</u>	<u>Career Sacks</u>
1t. Jared Allen (KC/MIN/CHI)	134.0
1t. John Abraham (NYJ/ATL/ARI)	133.5
3. DeMarcus Ware (DAL/DEN)	127.0
<b>4. Julius Peppers (CAR/CHI/GB)</b>	<b>125.5</b>

- ▶ Peppers is No. 16 in NFL history (since 1982) in sacks. He is one sack behind Derrick Thomas (126.5) for 15th place.
- ▶ Peppers returned an interception 49 yards for a touchdown in the Week 5 win over Minnesota.
- ▶ In Week 11 against the Eagles, Peppers recorded his 11th career interception, returning it 52 yards for touchdown to become the first player in NFL history with 100 career sacks and four interception returns for touchdowns. He also became the first linebacker in Packers' history to post two interception returns for touchdowns in the same season.
- ▶ He is the only player in NFL history to register at least 10 interceptions and 100.0 sacks (since 1982):

<u>Player</u>	<u>Career INTs</u>	<u>Career Sacks</u>
<b>1. Julius Peppers</b>	<b>11</b>	<b>125.5</b>
2. Lawrence Taylor	9	132.5
3t. Richard Dent	8	137.5
3t. Chris Doleman	8	150.5
3t. Rickey Jackson	8	128.0
3t. Jason Taylor	8	139.5



## COWBOYS AT PACKERS - NFC DIVISIONAL PLAYOFF

### CONTINUAL IMPACT

In his young career, DT **Mike Daniels** has seen his playing time steadily increase as well as his production. After playing in 14 games as a rookie in 2012, he played in all 16 last season and started all 16 this season. He led Green Bay's defensive line with 5.5 sacks and was the team leader in quarterback hits (19) and pressures (22) during the regular season.

► Daniels is second on the Packers with 12.0 sacks since the start of the 2013 season (Matthews-18.5). His 12.0 sacks are **No. 7 among NFL defensive tackles** over that span, according to STATS LLC:

<u>Player</u>	<u>Sacks 2013-14</u>
1. Gerald McCoy, TB	18.0
2. Marcell Dareus, BUF	17.5
3. Kyle Williams, BUF	16.0
4. Jurrell Casey, TEN	15.5
5. Ndamukong Suh, DET	14.0
6. Sen'Derrick Marks, JAX	12.5
<b>7. Mike Daniels, GB</b>	<b>12.0</b>

### STIFLING SIGNAL-CALLERS

Since 2009, opposing quarterbacks have completed 1,958 of 3,375 passes (58.0 percent) for 22,192 net yards and 154 touchdowns with 132 interceptions against the Packers. The 78.7 passer rating registered by opposing signal-callers over that span ranks **No. 1 in the NFL**:

<u>Team</u>	<u>Opp. Passer Rating (Since 2009)</u>
<b>1. Green Bay</b>	<b>78.7</b>
2. Baltimore	78.7
3. Cincinnati	78.8
4. San Francisco	78.9

► Green Bay has held opposing starting quarterbacks to a passer rating of less than 80 in 47 of 96 games since 2009, including eight of 16 this season. The Packers have a **43-4 mark (.915)** in those contests.

► The Packers finished the regular season **No. 3 in the NFC** and **No. 7 in the NFL** this year in opponent passer rating:

<u>Team</u>	<u>Opp. Passer Rating</u>
1. Cleveland	74.1
2. Buffalo	74.5
3. Cincinnati	75.8
4. San Francisco	79.5
5. Seattle	80.4
6. Houston	80.4
<b>7. Green Bay</b>	<b>82.0</b>

► A look at the Packers' record by opponent passer rating since 2009:

<u>Passer Rating</u>	<u>GB Record Since 2009</u>
Less than 70	31-3 (.912)
70-79	11-1 (.917)
80-89	15-5 (.750)
90-99	1-5 (.167)
100-plus	9-14-1 (.396)

### THE TAKEAWAY TANDEM

The Packers' secondary is led by veteran corners **Tramon Williams** and **Sam Shields**, both of whom have a knack for interceptions.

► Including playoffs, Williams is **No. 2 in the NFL** among active players in interceptions and Shields is **No. 3** since 2010:

<u>Player</u>	<u>Interceptions</u>
1. Richard Sherman, SEA	24
<b>2. Tramon Williams, GB</b>	<b>22</b>
<b>3. Sam Shields, GB</b>	<b>19</b>

► Williams ranks **No. 5 in the NFL** in interception return yards among active players over the time period:

<u>Player</u>	<u>INT Return Yards</u>
1. Antonio Cromartie, NYJ/ARI	368
2. Brandon Browner, SEA/NE	340
3. Charles Tillman, CHI	333
4. Johnathan Joseph, CIN/HOU	328
<b>5. Tramon Williams, GB</b>	<b>325</b>

### GOOD START

Third-year CB **Casey Hayward** has found a way to get his hands on the football in his young career. He tied for the team lead with three interceptions this season, including one returned 82 yards for a touchdown in Week 10.

► In Week 11, Hayward returned a fumble 49 yards for a touchdown against the Eagles. He became the first Green Bay defensive player to score a touchdown in back-to-back games since LB Keith McKenzie in 1999 (Weeks 13-14).

► Hayward, who also had two fumble recoveries, **tied for No. 6 in the NFL** this season in total takeaways with five.

► Although he has only played in 34 games, Hayward's nine interceptions tied for the sixth most by a Packers' player in their first three NFL seasons, dating back to 1970:

<u>Player</u>	<u>INTs In First Three NFL Seasons</u>
1. Tim Lewis (1983-85)	16
2. Ken Ellis (1970-72)	13
3. Tom Flynn (1984-86)	11
4t. Terrell Buckley (1992-94)	10
<b>4t. Tramon Williams (2007-09)</b>	<b>10</b>
<b>6t. Casey Hayward (2012-14)</b>	<b>9</b>
6t. Mike McKenzie (1999-2001)	9
<b>6t. Sam Shields (2010-12)</b>	<b>9</b>

► Hayward's six interceptions in 2012 led all NFL rookies and were tied for the second most by a Packers' rookie since 1970:

<u>Player</u>	<u>INTs In Rookie Season</u>
1. Tom Flynn (1984)	9
<b>2t. Casey Hayward (2012)</b>	<b>6</b>
2t. Mike McKenzie (1999)	6
4t. John Anderson (1978)	5
4t. Tim Lewis (1983)	5



## COWBOYS AT PACKERS - NFC DIVISIONAL PLAYOFF

### 2015 OPPONENTS SET

The Packers' 2015 schedule includes seven games against 2014 playoff teams. Three of those games (Dallas, Detroit, Seattle) will be at Lambeau Field, while four (Arizona, Carolina, Denver, Detroit) will come on the road.

- ▶ Including its six games against division opponents, Green Bay also will play two opponents, Carolina and Seattle, that it faced in the 2014 regular season.
- ▶ The Packers will play the four teams from the AFC West for the first time since 2011 while also playing the teams from the NFC West for the second time in the past four seasons (2012).
- ▶ Including the postseason, Green Bay will play San Francisco for the fifth time in four seasons.
- ▶ A closer look at the 2015 opponents:

<u>Home Games</u>	<u>'14 Record</u>	<u>Last Overall Meeting/Result</u>	<u>Last Lambeau Field Meeting/Result</u>
Chicago.....	5-11	11/9/14, W, 55-14	11/9/14, W, 55-14
Dallas.....	12-4	12/15/13, W, 37-36	11/7/10, W, 45-7
Detroit.....	11-5	12/28/14, W, 30-20	12/28/14, W, 30-20
Kansas City.....	9-7	12/18/11, L, 19-14	10/12/03, L, 40-34*
Minnesota.....	7-9	11/23/14, W, 24-21	10/2/14, W, 42-10
St. Louis.....	6-10	10/21/12, W, 30-20	10/16/11, W, 24-3
San Diego.....	9-7	11/6/11, W, 45-38	9/23/07, W, 31-24
Seattle.....	12-4	9/4/14, L, 36-16	12/27/09, W, 48-10
<b>Totals.....</b>	<b>71-57</b>	<b>(.555)</b>	

<u>Road Games</u>	<u>'14 Record</u>	<u>Last Overall Meeting/Result</u>	<u>Last Meeting at Site/Result</u>
Arizona.....	11-5	11/4/12, W, 31-17	1/10/10, L, 51-45 *+
Carolina.....	7-8-1	10/19/14, W, 38-17	9/18/11, W, 30-23
Chicago.....	5-11	11/9/14, W, 55-14	9/28/14, W, 38-17
Denver.....	12-4	10/2/11, W, 49-23	10/29/07, W, 19-13*
Detroit.....	11-5	12/28/14, W, 30-20	9/21/14, L, 19-7
Minnesota.....	7-9	11/23/14, W, 24-21	11/23/14, W 24-21
Oakland.....	3-13	12/11/11, W, 46-16	12/22/03, W, 41-7
San Francisco.....	8-8	1/5/14, L, 23-20+	9/8/13, L, 34-28
<b>Totals.....</b>	<b>64-63-1</b>	<b>(.504)</b>	

**Overall.....135-120-1 (.529)**

\* – Overtime

+ – NFC Wild Card Playoff

### 2014 HONOR ROLL

#### DB Micah Hyde

NFC Special Teams Player of the Week – Week 17 (vs. Detroit)  
-first career Player of the Week Award.

-First Packers returner to be named Special Teams Player of the Week since 2008 (Will Blackmon, Week 1).

#### FB John Kuhn

Pro Bowl

-Second selection (2011)

-The third most selections by a Packers' fullback, behind Clarke Hinkle (1938-40) and Jim Taylor (1960-64)

#### RB Eddie Lacy

NFC Offensive Player of the Week – Week 12 (vs. Minnesota)

-First Packer to be named Offensive Player of the Week in both his rookie and second season.

-Joins Ahman Green (six times) as the only Green Bay running backs to be named Offensive Player of the Week multiple times.

#### LB Clay Matthews

Pro Bowl

-Fifth selection (2009-12)

-Passes Bill Forester (1959-62) for the most selections for a Packers' linebacker.

NFC Defensive Player of the Week – Week 16 (at Tampa Bay)

-Four Defensive Player of the Week Awards are tied with Charles Woodson for the most in franchise history.

#### WR Jordy Nelson

Pro Bowl

-First selection

#### LB Julius Peppers

NFC Defensive Player of the Week – Week 5 (vs. Minnesota)

-Sixth career Player of the Week Award and first with Green Bay.

-Second player to be named NFC Defensive Player of the Week with three different teams (CAR/CHI/GB), joining Pro Football Hall of Famer Chris Doleman (MIN/ATL/SF).

#### QB Aaron Rodgers

Pro Bowl

-Fourth selection (2009, '11-12)

-Joins Bart Starr (1960-62, 1966) and Cecil Isbell (1938-39, 1941-42) for the second-most selections by a Green Bay quarterback, trailing Brett Favre's nine (1992-93, 1995-97, 2001-03, 2007).

NFC Offensive Player of the Week – Week 4 (at Chicago)

NFC Offensive Player of the Week – Week 7 (vs. Carolina)

NFC Offensive Player of the Week – Week 10 (vs. Chicago)

NFC Offensive Player of the Week – Week 17 (vs. Detroit)

-Tied for the most in franchise history with 12 Player of the Week Awards (Brett Favre).

-Led the league with the most Player of the Week Awards this season (four) and the most since 2010 (12).

-Named Player of the Week for the fifth consecutive season.

FedEx Air Player of the Week - Week 10 (vs. Chicago)

NFC Offensive Player of the Month - November

-Seventh career Player of the Month Award.

-Tied with Tom Brady for the second most since the award was created in 1986 (Peyton Manning, eight).

#### G Josh Sitton

Pro Bowl

-Second career Pro Bowl honor (2012), but his first as an original selection.



# COWBOYS AT PACKERS - NFC DIVISIONAL PLAYOFF

### ON THE ROAD AGAIN

Green Bay went 7-1 away from Lambeau Field in 2011, with the seven road wins setting a single-season franchise record.

- ▶ The Packers have been able to stay above the .500 mark on the road during Head Coach **Mike McCarthy's** tenure, a notable achievement in the National Football League.
- ▶ Since 2006, McCarthy's first season as the head coach in Green Bay, only 10 of 32 NFL teams have regular-season road records above .500.

Team	W-L Record	Pct.
1. New England	50-22-0	.690
2t. Dallas	42-30-0	.583
2t. Indianapolis	42-30-0	.583
4. Philadelphia	41-30-1	.576
<b>5t. Green Bay</b>	<b>40-32-0</b>	<b>.556</b>
5t. New Orleans	40-32-0	.556
5t. N.Y. Giants	40-32-0	.556
8t. San Diego	38-34-0	.528
8t. Pittsburgh	38-34-0	.528
10. Denver	37-35-0	.514

### 309 AND COUNTING

Another packed house at Lambeau Field against the Lions in Week 17 this season brought the stadium's consecutive-sellouts streak to 309 regular-season games (not including replacement games).

- ▶ The league's longest-tenured stadium, Lambeau Field is hosting its 58th season of football in 2014. A total of 625,114 fans made their way through the turnstiles for the eight games in 2014.
- ▶ Across American professional sports, only Boston's Fenway Park (1912) and Chicago's Wrigley Field (1914) have longer tenures.

### THE LAMBEAU ADVANTAGE

The crown jewel of the National Football League, Lambeau Field has long been known as one of the tougher venues to play in, particularly during the harsh Wisconsin winter.

- ▶ Re-establishing home-field advantage after a 4-4 mark in 2008 was one of the goals of 2009, and with the Packers finishing 6-2 at home, they accomplished that goal. Green Bay followed that up with a 7-1 mark at Lambeau Field in 2010, a perfect 8-0 record in 2011, the first undefeated home mark since 2002, and a 7-1 mark in 2012. This season the Packers were one of two teams to finish undefeated at home during the regular season (Denver).
- ▶ Head Coach **Mike McCarthy** stated consistently upon his arrival in Green Bay that one of the team's goals would be to reclaim the mystique of playing at Lambeau Field. Mission accomplished. The team is 54-17-1 (.757) at home in the regular-season since 2006.
- ▶ Since **Ron Wolf** and **Mike Holmgren** began the revitalization of the franchise in 1992, Green Bay owns the best home record in the NFL. A look at the top regular-season home W-L records since the '92 season:

Team	W-L Record	Pct.
<b>1. Green Bay</b>	<b>141-42-1</b>	<b>.769</b>
2. Pittsburgh	132-51-1	.720
3. New England	132-52-0	.717
4. Denver	131-53-0	.712
5. Baltimore (since '96)	106-45-1	.701

### HOT AT HOME

The Packers' win over Dallas at Lambeau in Week 10 of 2009 was the first step to a 7-1 finish and a playoff berth for Green Bay.

- ▶ Since that win, the Packers have been one of the best teams in the league at home:

Team	W-L Record	Pct.
1. New England	39-4-0	.907
<b>2. Green Bay</b>	<b>38-5-1</b>	<b>.875</b>
3. Baltimore	36-8-0	.818

### IN THE FREE-AGENCY ERA

Talk of unrestricted free agency in the early '90s led many to forecast tough times for the small-town Green Bay Packers.

- ▶ However, Green Bay has remained among the most successful teams since the advent of free agency in 1993. The Packers have won 10 or more games 14 times since '93 and captured 10 division crowns.
- ▶ A look at the most successful teams in the free-agency era:

Team	W-L Since '93	Pct.	Playoff Berths
1. New England	234-118-0	.665	16*
<b>2. Green Bay</b>	<b>225-126-1</b>	<b>.641</b>	<b>17*</b>
3. Pittsburgh	220-131-1	.626	14*
4. Denver	212-140-0	.602	12*
5. Indianapolis	209-143-0	.594	16*

\*clinched playoff berth in 2014

## IN THE LEAGUE RANKINGS 2014 REGULAR SEASON

GREEN BAY (Team)			DALLAS (Team)		
Category	NFC	NFL	Category	NFC	NFL
Turnover Margin (+14)	1	1	Turnover Margin (+6)	6	9t
Points Scored (30.4)	1	1	Points Scored (29.2)	3	5
Points Allowed (21.8)	6	13t	Points Allowed (22.0)	7	15
Total Offense (386.1)	3	6	Total Offense (383.6)	4	7
Rushing (119.8)	6	11	Rushing (147.1)	2	2
Passing (266.3)	5	8	Passing (236.5)	10	16
Total Defense (346.4)	6	15	Total Defense (355.1)	8	19
vs. Rush (119.9)	13	23	vs. Rush (103.1)	4	8
vs. Pass (226.4)	4	10	vs. Pass (251.9)	11	26
Third-Down Offense (47.2%)	3	3	Third-Down Offense (47.3%)	2	2
Third-Down Defense (40.3%)	7	18	Third-Down Defense (43.6%)	13	27
Red-Zone Offense (57.8%)	6	10	Red-Zone Offense (64.7%)	1	2
Red-Zone Defense (56.3%)	8	20	Red-Zone Defense (61.2%)	12	27














  

GREEN BAY (Individual)			DALLAS (Individual)		
Category	NFC	NFL	Category	NFC	NFL
Passing: Rodgers (112.2)	2	2	Passing: Romo (113.2)	1	1
Rushing: Lacy (1,139)	4	7	Rushing: Murray (1,845)	1	1
Receptions: Nelson (98)	4	7	Receptions: Bryant (88)	8	12
Rec. Yds.: Nelson (1,519)	2	4	Rec. Yds.: Bryant (1,320)	4	8
Interceptions: Hayward/Williams (3)	17t	27t	Interceptions: Carter (5)	2t	3t
Sacks: Matthews (11.0)	5	12t	Sacks: Mincey (6.0)	27t	51t



## COWBOYS AT PACKERS - NFC DIVISIONAL PLAYOFF

### 2014 OPPONENTS

	NFL Rank (2014 Regular Season)		
	<u>Record</u>	<u>Offense</u>	<u>Defense</u>
 at Seattle Seahawks....(12-4)	9	1	
 New York Jets .....(4-12)	22	6	
 Detroit Lions.....(11-5)	19	2	
 Chicago Bears .....(5-11)	21	30	
 Minnesota Vikings.....(7-9)	27	14	
 at Miami Dolphins .....(8-8)	14	12	
 Carolina Panthers .....(7-8-1)	16	10	
 at New Orleans Saints.. (7-9)	1	31	
 Philadelphia Eagles.....(10-6)	5	28	
 New England Patriots..(12-4)	11	13	
 Atlanta Falcons .....(6-10)	8	32	
 at Buffalo Bills.....(9-7)	26	4	
 at Tampa Bay Buccaneers. (2-14)	30	25	

### A LOOK AT THE SCHEDULE

The Green Bay Packers' 94th NFL regular-season schedule was headlined by five prime-time games (subject to flexible scheduling).

- ▶ Green Bay's schedule includes five games against 2013 playoff teams, with three of those contests (Carolina, Philadelphia, New England) at Lambeau Field and two on the road (Seattle, New Orleans).
- ▶ The Packers have three prime-time contests at home (vs. Minnesota on Thursday night in Week 5, vs. Chicago on Sunday night in Week 10 and vs. Atlanta on *Monday Night Football* in Week 14) and two on the road (Thursday night at Seattle in Week 1 and Sunday night at New Orleans in Week 8).
- ▶ The Packers' bye arrived in Week 9 for the first time since 2004.
- ▶ It is the second time in franchise history (1922) that Green Bay opens with three of their first four games on the road.
- ▶ Two of Green Bay's first five games are played on Thursday night, with the next seven taking place on Sunday, one on the following Monday, and three more on Sunday to close out the regular season.
- ▶ For the second year in a row and just the third time in nine seasons under Head Coach **Mike McCarthy** (2010), the Packers opened the season on the road. For the third straight season Green Bay opened against an NFC West team after facing San Francisco each of the last two years.
- ▶ Dating back to 2001, the Packers have always played against an NFC team in Week 1. The last AFC team Green Bay faced in Week 1 was the New York Jets, who visited the Packers in Week 2 for the home opener.
- ▶ Following the home opener, the Packers went on the road to face two division opponents, Detroit and Chicago, before returning home to face Minnesota in a Thursday night divisional matchup. It was the sixth time in the last seven seasons they have faced off in primetime.
- ▶ The Packers traveled to Miami for the third time in 23 years and first time since 2006. The following week Green Bay hosted Carolina for their first time since 2008.
- ▶ Before the bye week, the Packers traveled to New Orleans for a prime-time matchup against the Saints.
- ▶ Following the bye week, the Packers returned to Sunday night to host the Bears, recording a win for the fifth time in the last six games at home.
- ▶ Philadelphia came to Lambeau for the second straight season. It was only the second time in the series that the two clubs have played at Green Bay in back-to-back seasons (1933-34).
- ▶ For the second consecutive season, Green Bay played Minnesota in Week 12, traveling to face the Vikings in the first outdoor game (TCF Bank Stadium) between the two in Minnesota since they played at Metropolitan Stadium on Nov. 29, 1981.
- ▶ The last game in November brought New England to Lambeau Field for the first time since 2006 and only its third visit ever to the stadium (1979).
- ▶ December opened with a Monday night matchup at home versus Atlanta. It marked the 22nd straight season the Packers appeared on *Monday Night Football*.
- ▶ The next week, Green Bay traveled to Buffalo for the first time since 2006. The Packers' final road trip of the regular season was to play the Buccaneers, Green Bay's first trip to Tampa Bay in the month of December since 1999.
- ▶ Green Bay closed the regular season at Lambeau Field against Detroit for the fourth time under McCarthy (2007, 2008, 2011).



**PARTICIPATION – PLAYOFFS**

Player	Career		Green Bay	
	GP	GS	GP	GS
David Bakhtiari	1	1	1	1
Chris Banjo	1	0	1	0
Josh Boyd	1	0	1	0
Jarrett Boykin	1	0	1	0
Morgan Burnett	4	4	4	4
Jarrett Bush	11	2	11	2
Randall Cobb	4	3	4	3
Mason Crosby	11	0	11	0
Mike Daniels	3	1	3	1
Matt Flynn	1	0	1	0
Brett Goode	9	0	9	0
Letroy Guion	1	1	0	0
A.J. Hawk	11	10	11	10
Davon House	1	0	1	0
Micah Hyde	1	0	1	0
Brad Jones	5	5	5	5
Datone Jones	1	0	1	0
John Kuhn	11	2	11	2
Eddie Lacy	1	1	1	1
T.J. Lang	9	4	9	4
Tim Masthay	8	0	8	0
Clay Matthews	8	8	8	8
Mike Neal	4	1	4	1
Jordy Nelson	9	4	9	4
Julius Peppers	10	10	0	0
Nick Perry	1	0	1	0
Andrew Quarless	5	2	5	2
Sean Richardson	1	0	1	0
Aaron Rodgers	10	9	10	9

Player	Career		Green Bay	
	GP	GS	GP	GS
Sam Shields	8	5	8	5
Josh Sitton	9	9	9	9
James Starks	6	4	6	4
Tramon Williams	11	9	11	9
<b>Totals</b>	<b>178</b>	<b>95</b>	<b>167</b>	<b>84</b>

Coach	Games	
	Career	Green Bay
Mike McCarthy	19	11
Winston Moss	13	11
Dom Capers	20	9
Tom Clements	13	11
Mark Lovat	17	17
Shawn Slocum	11	11
Edgar Bennett	11	11
James Campen	12	12
Jerry Fontenot	11	11
Sam Gash	2	0
Scott McCurley	11	11
Darren Perry	15	9
John Rushing	9	9
Jason Simmons	4	4
Mike Trgovac	20	9
Alex Van Pelt	3	3
Joe Whitt Jr.	9	9
Ron Zook	6	0
<b>Totals</b>	<b>206</b>	<b>158</b>

**PACKERS AMONG THE BEST IN THE POSTSEASON**

In the midst of their 17th playoff appearance in the last 22 seasons, including three trips to the Super Bowl, the Packers own the second-best postseason winning percentage in National Football League history. They have won 30 of 49 playoff games, starting with their first-ever postseason contest – the 1936 NFL championship, a 21-6 victory over the Boston Redskins. The standings:

Franchise	W	L	Pct	Pts	Opp
Baltimore Ravens	15	7	.682	486	343
<b>Green Bay Packers</b>	<b>30</b>	<b>19</b>	<b>.612</b>	<b>1,211</b>	<b>1,008</b>
Pittsburgh Steelers	33	22	.600	1,300	1,153
San Francisco 49ers	30	20	.600	1,264	1,047
Carolina Panthers	7	5	.583	256	242
*New England Patriots	25	18	.581	963	882
*Oakland Raiders	25	18	.581	1,028	797
Dallas Cowboys	34	25	.576	1,379	1,118
*Washington Redskins	23	18	.561	833	731
Denver Broncos	20	18	.526	826	976
New York Giants	24	24	.500	865	889
Miami Dolphins	20	20	.500	789	875
Seattle Seahawks	12	12	.500	562	522
Houston Texans	2	2	.500	91	84
*Indianapolis Colts	21	22	.488	887	907
Chicago Bears	17	18	.486	751	726
Buffalo Bills	14	15	.483	681	658
New York Jets	12	13	.480	510	508
Philadelphia Eagles	19	21	.475	781	746
Jacksonville Jaguars	5	6	.455	262	288
*St. Louis Rams	19	24	.442	770	944
New Orleans Saints	7	9	.438	405	459
*Arizona Cardinals	6	8	.429	321	388
*Tennessee Titans	14	19	.424	579	762
Minnesota Vikings	19	27	.413	910	1,041
Tampa Bay Buccaneers	6	9	.400	230	279
*San Diego Chargers	11	17	.393	532	626
Atlanta Falcons	7	12	.368	399	489
Detroit Lions	7	12	.368	413	473
Cleveland Browns	11	20	.355	629	728
*Kansas City Chiefs	8	15	.348	391	520
Cincinnati Bengals	5	13	.278	320	415

\*— **Arizona** totals include two games when franchise was in Chicago (won 28-21, lost 7-0) and three games when franchise was in St. Louis (lost 30-14, lost 35-23, lost 41-16); **Indianapolis** totals include 15 games when franchise was in Baltimore (won 8, lost 7, 264 points scored, 262 points allowed); **Kansas City** totals include one game while franchise was Dallas Texans (won 20-17); **New England** totals include two games when franchise was in Boston (won 26-8, lost 51-10); **Oakland** totals include 12 games when franchise was in Los Angeles (won 6, lost 6, 268 points scored, 224 points allowed); **St. Louis Rams** totals include one game when franchise was in Cleveland (won 15-14) and 32 games played when franchise was in Los Angeles (won 12, lost 20, 486 points scored, 683 points allowed); **San Diego** totals include one game when franchise was in Los Angeles (lost 24-16); **Tennessee** totals include 22 games when franchise was in Houston and known as the Oilers (won 9, lost 13, 371 points scored, 533 points allowed); **Washington** totals include one game when franchise was in Boston (lost 21-6).

**STREAKS & MILESTONES – REGULAR SEASON**

**18 RANDALL COBB**

- ▶ Joined by WR **Jordy Nelson** as the first duo in franchise history to both catch 10-plus touchdown passes in the same season.
- ▶ Reached the 1,000-yard receiving mark for the first time in his career this season (1,287). He joined Nelson (1,433) as the second duo in Packers' history to each reach 1,200 receiving yards in the same season, joining the 2004 duo of Javon Walker (1,382) and Donald Driver (1,208).
- ▶ With a career-best 91 receptions on the season, seventh most in franchise history, joined Nelson (92) to become the only pair of Packers' players to reach 90 receptions each in the same season.
- ▶ Joined Nelson to become the first duo in NFL history to record 90-plus receptions, 1,200-plus yards and 12-plus touchdown receptions in the same regular season.
- ▶ Cobb and Nelson became just the third set of teammates in NFL history with at least 1,200 receiving yards and 10 touchdowns each in the same season, joining Minnesota's Cris Carter and Randy Moss in 1999 and Denver's Demaryius Thomas and Eric Decker in 2013.
- ▶ Registered a touchdown reception in a career best six consecutive games (Games 4-9). It was the longest by a Packer since WR Sterling Sharpe (six) in 1994.
- ▶ Set a single-season franchise record with a league-high 2,342 combined net yards in 2012, topping the previous team mark of 2,250 yards by RB Ahman Green in 2003.
- ▶ With 954 receiving yards and 964 kickoff return yards in 2012, became the first person in NFL history to post 900-plus yards in each category in the same season.
- ▶ Has three kick return scores (two punts, one kickoff) in his career, which ties him for No. 2 in franchise history behind only RB Travis Williams' six return TDs (one punt, five kickoffs).

**2 MASON CROSBY**

- ▶ Became the second player in franchise history with 1,000 career points (Ryan Longwell, 1,054).
- ▶ With 1,037 career points, passed NE K Stephen Gostkowski (1,023) for the most points by an NFL player in his first eight seasons.
- ▶ Made six consecutive field goals from 50-plus yards earlier this season, a franchise record.
- ▶ Tied for No. 1 in team history for the most 100-point seasons with eight (Longwell).
- ▶ His 903 points from 2007-13 rank No. 1 in NFL history for the most points scored by a player in his first seven seasons, topping the mark of Indianapolis K Mike Vanderjagt (874, 1998-2004).
- ▶ Made 23 straight field goals from Week 13 of 2010 through Week 10 of 2011, the longest regular-season streak in franchise history.
- ▶ In 2011, set a franchise record with a 58-yard field goal in Week 7 at Minnesota, eclipsing the mark of 56 yards he held (Week 1 at Philadelphia, 2010; Week 5 at Atlanta, 2011).

**50 A.J. HAWK**

- ▶ Is tied for No. 1 in franchise history for the most seasons leading the team in tackles with five (2006, 2008, 2010, 2012-13), matching the mark of five by LB Nick Barnett (2003-05, 2007, 2009).
- ▶ Has either led the team or finished second in tackles in six of his eight seasons in Green Bay. Has posted 100-plus tackles in six of seven seasons.
- ▶ Has 1,118 career tackles, which ranks No. 1 in team history (since defensive stats began to be recorded by coaches in 1975). Moved past John Anderson (1,020, 1978-89) for the franchise record with eight tackles at Chicago in Week 17 last season.

**27 EDDIE LACY**

- ▶ Became the first player in franchise history to rush for at least 1,000 yards and score 10-plus scrimmage touchdowns in each of his first two seasons.

- ▶ With 2,317 rushing yards, passed John Brockington (2,132) for the most by a Packers' running back in his first two NFL seasons.
- ▶ With 13 touchdowns on the season, joined WRs **Randall Cobb** and **Jordy Nelson** as the first Green Bay trio to each score 10-plus touchdowns in the same season.
- ▶ Was the first Packers back to ever to record 100 yards from scrimmage and a touchdown reception in three consecutive games (Weeks 10-12).
- ▶ Was the first player in franchise history to record over 100 yards from scrimmage in eight consecutive games in the same season.
- ▶ Became first Green Bay running back to register receptions of 55 yards or more in consecutive games (2014: at NO and vs. CHI).
- ▶ His 123 receiving yards at New Orleans in Week 8 this season were the second most by a Green Bay running back since the 1970 AFL-NFL merger, trailing only Eddie Lee Ivery's 128 yards at Tampa Bay on Oct. 12, 1980.
- ▶ Set franchise rookie records in 2013 for rushing yards (1,178), rushing TDs (11) and rushing attempts (284).
- ▶ Tied the team rookie mark for 100-yard rushing games with four last season.
- ▶ Named NFL Offensive Rookie of the Year by *The Associated Press* and was selected to the Pro Bowl as an injury replacement for Vikings RB Adrian Peterson.

**8 TIM MASTHAY**

- ▶ Ranks No. 1 in franchise history (min. 150 punts) with a 44.3-yard gross punting average.
- ▶ Ranks No. 1 in team annals (since 1976) with 114 punts placed inside the 20-yard line in his career, passing Craig Hentrich (104) in the franchise record book.
- ▶ Set a single-season franchise record with his 45.6-yard gross average in 2011, surpassing Craig Hentrich's 45.0-yard mark in 1997.
- ▶ Tied Sean Landeta's single-season franchise record (1998) by placing 30 punts inside the 20-yard line in 2012.
- ▶ Holds the top four single-season marks for net punting average in franchise history (since 1976) with a 38.95 average in 2013, a 38.93 average in 2012, a 38.56 average in 2011 and a 37.65 average in 2010.

**52 CLAY MATTHEWS**

- ▶ Led the team with 11.0 sacks this season and earned fifth trip to the Pro Bowl. Ranks No. 3 in team history with 61.0 career sacks.
- ▶ Tied for No. 1 in team history with four 10-plus sack seasons.
- ▶ Tied for No. 5 in the NFL with 61.0 sacks since entering the league in 2009.
- ▶ Only player in franchise history to be named to the Pro Bowl each of his first four seasons in the league (2009-12).
- ▶ Only player in team history to score a defensive TD in each of his first three seasons in the league (2009-11).
- ▶ His 17 sacks in his first 20 games were the most by an NFL player to start his career at the time, eclipsing the mark of 16.5 set by Leslie O'Neal (1986, 1988) and John Abraham (2000-01).
- ▶ Is the first NFL player since sacks became an official stat in 1982 to post a double-digit sack total and a defensive TD in each of his first two seasons in the league.
- ▶ First player in franchise annals to post 10-plus sacks in each of his first two years in the NFL.
- ▶ His 29.5 sacks from 2009-11 were tied for No. 1 in team history with Tony Bennett for the most sacks by a Packer in his first three seasons in the league.
- ▶ Set a franchise rookie record with 10 sacks in 2009.

Two years after he co-founded the Packers with Curly Lambeau, George Calhoun began writing a piece called *The Dope Sheet*, which served as the official press release and game program from 1921-24.







## STREAKS & MILESTONES – REGULAR SEASON

### 87 JORDY NELSON

- ▶ Set the single-season franchise record for receiving yards (1,519) and recorded the fourth most receptions (98). His 13 touchdown receptions were the second most of his career (15 in 2011) and tied for the sixth most in Packers history.
- ▶ Became the eighth player in NFL history with 95-plus receptions, 1,500-plus receiving yards and 13-plus receiving touchdowns in one season.
- ▶ In franchise history, Nelson's five games with nine-plus receptions were the most a player has registered in a single regular season.
- ▶ Recorded three touchdown receptions of 65-plus yards this season, the most by a Packer since Freeman had four in 1998.
- ▶ His 22 TD grabs from 2011-12 were the most by a Packer over a two-year span since WR Antonio Freeman posted 26 TDs from 1997-98.
- ▶ Caught 15 TD passes in 2011, joining WRs Sterling Sharpe (18 in 1994) and Don Hutson (17 in 1942) as the only players in franchise annals to catch 15-plus TD passes in a season.
- ▶ With four TD grabs of 80-plus yards during his career, Nelson is tied for the most in team history and No. 1 among active NFL players (Vikings WR Greg Jennings).

### 56 JULIUS PEPPERS

- ▶ Is the first player in NFL history with 100 career sacks and four interception returns for touchdowns.
- ▶ Became the first linebacker in Packers' history to post two interception returns for touchdowns in the same season.
- ▶ Only player in NFL history with at least 10 interceptions and 100 sacks.
- ▶ Has been selected to eight Pro Bowls since entering the league in 2002, which ties him with Troy Polamalu and Ray Lewis for the third most among defensive players over that span (Ed Reed, nine/Champ Bailey, 12).
- ▶ With eight double-digit sack seasons as a pro, is tied with Jared Allen and Demarcus Ware for the most in the NFL since 2002.
- ▶ Named first-team All-Pro by *The Associated Press* three times and was selected to the NFL's All-Decade team for the 2000s.

### 12 AARON RODGERS

- ▶ Ranks No. 1 in NFL history with a 106.0 career passer rating.
- ▶ Tied with Brett Favre for the franchise record for 4,000-yard passing seasons (five).
- ▶ Threw for a career-best five interceptions this season, the third fewest in a single regular season in Packers' history.
- ▶ Threw six touchdown passes in the first half against the Bears in Week 10 this season, tying Raiders QB Daryle Lamonica (vs. Buffalo, Oct. 19, 1969) for the NFL record for most touchdown passes in a half. It was the second time Rodgers threw for a franchise-best six touchdowns in a game.
- ▶ Posted six consecutive zero-interception games this season (Weeks 2-7), tying Bart Starr's franchise record (min. 15 attempts a game) set in 1964.
- ▶ Joined Patriots QB Tom Brady (2007) as the only players in NFL history to register four straight three-touchdown/zero-interception games in a single season (Weeks 4-7, 2014). Also joined Brady (eight in 2007) for the most three-touchdown/zero-interception games in NFL history in a single season.
- ▶ When he hit the 200-TD mark for his career, he had thrown just 53 INTs to that point, the fewest in NFL history as he bested Tom Brady's mark of 88 INTs at the time of his 200th TD pass.

- ▶ This season he became the first NFL quarterback to throw for 18-plus touchdowns with one or fewer interceptions in the first seven games of a season.
- ▶ Ranks No. 2 in NFL history for the most touchdown passes in a player's first 100 games with 203 (MIA QB Dan Marino, 217).
- ▶ Set an NFL single-season record in 2011 with a 122.5 passer rating and set team marks for TD passes (45), passing yards (4,643), completion percentage (68.3), yards per attempt (9.25), TD/INT ratio (7.50) and 300-yard games (eight).
- ▶ Posted 21,332 passing yards from 2008-12, the most in NFL history by a quarterback in his first five seasons as a starter.
- ▶ Threw a TD pass in 35 straight regular-season games at Lambeau Field from 2008-12, a team record (previous mark was 25 by Brett Favre, 1992-96). It was the second-longest home streak in NFL history behind Dan Marino's 39-game streak from 1983-88.
- ▶ Tied a single-game franchise record with six TD passes at Houston in Week 6 of 2012, matching Matt Flynn's mark (Jan. 1, 2012, vs. Detroit).

		NFL Offense			NFL Defense		
After		Total	Rush	Pass	Total	Rush	Pass
Week ...	Opp.						
1	at SEA	29	23	26	21	31	10
2	NYJ	24	26	13	19	31	6
3	at DET	28	27	21	20	30	6
4	at CHI	28	28	15	26	32	5
5	MIN	28	25	18	22	32	6
6	at MIA	26	24	20	19	32	5
7	CAR	25	22	20	19	31	6
8	at NO	19	24	12	22	32	9
9	(bye)	17	24	13	25	32	9
10	CHI	12	18	10	23	30	9t
11	PHI	9	18	8	25	29	13
12	at MIN	9	18	8	23	30	13
13	NE	7	19	8	25	28	11
14	ATL	6	14	6	26	25	20
15	at BUF	6	11	8	23	26	15
16	at TB	6	11	7	12	22	10
17	DET	6	11	8	15	23	10
<b>Packers in 2013</b>		<b>3</b>	<b>7</b>	<b>6</b>	<b>25</b>	<b>25</b>	<b>24</b>
<b>Packers in 2012</b>		<b>13</b>	<b>20</b>	<b>9</b>	<b>11</b>	<b>17</b>	<b>11</b>
<b>Packers in 2011</b>		<b>3</b>	<b>27</b>	<b>3</b>	<b>32</b>	<b>14</b>	<b>32</b>
<b>Packers in 2010</b>		<b>9</b>	<b>24</b>	<b>5</b>	<b>5</b>	<b>18</b>	<b>5</b>
<b>Packers in 2009</b>		<b>6</b>	<b>14</b>	<b>7</b>	<b>2</b>	<b>1</b>	<b>5</b>
<b>Packers in 2008</b>		<b>8</b>	<b>17</b>	<b>8</b>	<b>20</b>	<b>26</b>	<b>12</b>
<b>Packers in 2007</b>		<b>2</b>	<b>21</b>	<b>2</b>	<b>11</b>	<b>14</b>	<b>12</b>
<b>Packers in 2006</b>		<b>9</b>	<b>23</b>	<b>8</b>	<b>12</b>	<b>13</b>	<b>17</b>
<b>Packers in 2005</b>		<b>18</b>	<b>30</b>	<b>7</b>	<b>7</b>	<b>23</b>	<b>1</b>
<b>Packers in 2004</b>		<b>3</b>	<b>10</b>	<b>3</b>	<b>25</b>	<b>14</b>	<b>25</b>
<b>Packers in 2003</b>		<b>4</b>	<b>3</b>	<b>16</b>	<b>17</b>	<b>10</b>	<b>23</b>
<b>Packers in 2002</b>		<b>12</b>	<b>12</b>	<b>10</b>	<b>12</b>	<b>21</b>	<b>3</b>
<b>Packers in 2001</b>		<b>6</b>	<b>21</b>	<b>3</b>	<b>12</b>	<b>16</b>	<b>15</b>
<b>Packers in 2000</b>		<b>15</b>	<b>23</b>	<b>8</b>	<b>15</b>	<b>8</b>	<b>19</b>
<b>Packers in 1999</b>		<b>9</b>	<b>21</b>	<b>7</b>	<b>19</b>	<b>22</b>	<b>18</b>
<b>Packers in 1998</b>		<b>5</b>	<b>25</b>	<b>3</b>	<b>4</b>	<b>4</b>	<b>10</b>
<b>Packers in 1997</b>		<b>4</b>	<b>12</b>	<b>3</b>	<b>7</b>	<b>20</b>	<b>8</b>
<b>Packers in 1996</b>		<b>5</b>	<b>11</b>	<b>5</b>	<b>1</b>	<b>4</b>	<b>1</b>
<b>Packers in 1995</b>		<b>7</b>	<b>26</b>	<b>3</b>	<b>14</b>	<b>7</b>	<b>21</b>
<b>Packers in 1994</b>		<b>9</b>	<b>19</b>	<b>9</b>	<b>6</b>	<b>3</b>	<b>15</b>
<b>Packers in 1993</b>		<b>19</b>	<b>22</b>	<b>18</b>	<b>2</b>	<b>8</b>	<b>7</b>
<b>Packers in 1992</b>		<b>15</b>	<b>21</b>	<b>9</b>	<b>23</b>	<b>16</b>	<b>23</b>

**PACKERS STARTERS – OFFENSE**

**WR Jordy Nelson, 7th Year, Kansas State, D2a-08**

- ▶ Finished the regular season ranked fourth in receiving yards (1,519), seventh in receptions (98) and tied for second in receiving touchdowns (13).
- ▶ Led the team in 2013 with a career-high 85 catches for a career-best 1,314 yards and eight TDs. Ranked No. 10 in the NFL last season in receiving yards.
- ▶ With 15 TD catches in 2011, became only the third player in franchise history to catch 15 or more TDs in a season, joining WRs Sterling Sharpe (18 in 1994) and Don Hutson (17 in 1942).
- ▶ Became the first player since the 1970 AFL-NFL merger to post three 80-yard TD grabs over an eight-game span in the regular season (Week 16, 2010-Week 6, 2011).

**LT David Bakhtiari, 2nd Year, Colorado, D4a-13**

- ▶ Has started every game at LT since the start of the 2013 regular season.
- ▶ Started all 16 games at left tackle last season, the only rookie in the NFL to do so in 2013 and the first Packer rookie to do so since the league went to a 16-game schedule in 1978.
- ▶ Became just the fourth Green Bay rookie to start at LT in the season opener since the 1970 AFL-NFL merger and the first since 1985.
- ▶ Earned second-team All-Pacific-12 honors from the conference's coaches each of his last two seasons (sophomore and junior) at Colorado.

**LG Josh Sitton, 7th Year, Central Florida, D4b-08**

- ▶ Has started 94 games since 2009, the most by an offensive player in a Green Bay uniform over that span.
- ▶ Was named to second career Pro Bowl this season.
- ▶ Was named 2010 Offensive Lineman of the Year by the NFL Alumni Association.
- ▶ According to STATS LLC, did not allow a sack this season and has allowed just 10.5 in his seven-year career.
- ▶ Was the only Packer on either side of the ball to not miss a snap from 2009-10.

**C Corey Linsley, Rookie, Ohio State, D5a-14**

- ▶ First rookie center to start for Green Bay in Week 1 since the merger.
- ▶ Was one of five team captains and was part of a line that helped the team set school records for points scored (637), yards per carry (6.8), touchdowns (87) and TD passes (38) in '13.
- ▶ The Ohio native was part of a Buckeye team that won 24 consecutive games from 2012-13.

**RG T.J. Lang, 6th Year, Eastern Michigan, D4-09**

- ▶ Has started games at four different positions on the line as a pro (32 at RG, 27 at LG, five at RT, two at LT). Played C in Week 10 last season.
- ▶ Has started 62 contests since 2011.
- ▶ Started games at both tackle spots in his first season (2009) and became the first Packers rookie to start consecutive games at left tackle since Chad Clifton in 2000.
- ▶ Began his college career as a defensive lineman, but converted to the offensive line as a sophomore and started 36 straight games (10 at RT, 26 at LT) over his final three years.

**RT Bryan Bulaga, 5th Year, Iowa, D1-10**

- ▶ Missed the second part of the 2012 season after suffering a hip injury vs. Arizona on Nov. 4 and missed all of the 2013 season after injuring his knee on Aug. 3. Started 15-of-16 games this season.
- ▶ Started 37 games at RT in his first three seasons in the league.
- ▶ Started the final 12 games of 2010 and the entire postseason at right tackle after taking over for veteran Mark Tauscher (shoulder), the most regular-season starts by a Packers rookie tackle since Tauscher's 14 in 2000.
- ▶ Named to the *Pro Football Weekly*/PFWA All-Rookie team in 2010.
- ▶ Capped his rookie season by becoming the youngest player, according to STATS LLC, to ever start in the Super Bowl (21 years, 322 days).

**TE Andrew Quarless, Fifth Year, Penn State, D5a-10**

- ▶ With Green Bay trailing by four, hauled in the game-winning touchdown with three seconds left at Miami in Week 6.
- ▶ Has started 11 games and has set a single-season career high with three touchdown receptions this season.

- ▶ Has recorded at least one reception in 14 of 16 games this season.
- ▶ In 2013, moved into the starting role in Week 8 following TE Jermichael Finley's season-ending neck injury.
- ▶ Set career highs in receptions (32), receiving yards (312), games started (10) and games played (16) in 2013.
- ▶ At the end of his career at Penn State, held school records for receptions by a tight end in a career (87) and single season (41 in 2009). Finished his career ranked second in school history for receiving yards by a tight end with 1,146.

**WR Randall Cobb, 4th Year, Kentucky, D2-11**

- ▶ Set a new single-season career high with five 100-yard receiving games this season (three-2012).
- ▶ His career-best 91 receptions this season are the seventh most in team history.
- ▶ Finished the regular season tied for fourth in the NFL with 12 touchdown receptions in 2014.
- ▶ Before suffering a knee injury in Week 6 last season, led the team in receptions with 29 and was No. 2 in receiving yards with 378.
- ▶ Set a franchise single-season record with a league-high 2,342 combined net yards in 2012, topping the previous team mark of 2,250 yards by RB Ahman Green in 2003.
- ▶ With 954 receiving yards and 964 kickoff return yards in 2012, he became the first player in NFL history to post 900-plus yards in each category in the same season.

**QB Aaron Rodgers, 10th Year, California, D1-05**

- ▶ His career passer rating of 106.0 ranks No. 1 in NFL history.
- ▶ Finished the 2014 regular season ranked No. 2 in the NFL in passer rating (112.2), touchdown percentage (7.3), No. 1 in interception percentage (1.0) and No. 3 in touchdown passes (38).
- ▶ Recorded a passer rating of at least 120.0 in seven regular season games in 2014, setting a single-season career high and tying for the third-most in a single season in the NFL, dating back to 1960.
- ▶ Posted 21,332 passing yards from 2008-12, which ranks No. 1 in league history for the most passing yards by a QB in his first five seasons as a starter (previous record was Peyton Manning, 20,618, 1998-2002).
- ▶ In 103 regular-season starts (70-33 record), has posted 40 games with 300-plus passing yards, 60 without an interception and 61 with a 100-plus passer rating (min. 15 attempts).
- ▶ In 2011, set an NFL record with a 122.5 passer rating and set franchise marks for TD passes (45), passing yards (4,643), completion percentage (68.3), yards per attempt (9.25) and 300-yard games (eight) on his way to earning NFL Most Valuable Player honors from *The Associated Press*.

**RB Eddie Lacy, 2nd Year, Alabama, D2-13**

- ▶ With 2,317 rushing yards, passed John Brockington (2,132) for the most rushing yards by a Packers' running back in his first two NFL seasons.
- ▶ Became the first player in team history to post 1,000 rushing yards and 10-plus total TDs in both of his first two seasons.
- ▶ With 1,139 rushing yards this season, is the fifth player in franchise history to record consecutive 1,000-yard rushing seasons (Ryan Grant, 2008-09 / Ahman Green, 2000-04 / John Brockington, 1971-73 / Jim Taylor, 1960-64).
- ▶ Ranked No. 1 in the league among rookies and No. 8 among all players with 1,178 rushing yards last season, despite missing one full game and nearly all of another due to a concussion.
- ▶ Ranks No. 1 in franchise history for the most rushing yards by a rookie in a single season, No. 1 in attempts (284), and tied for No. 1 for most 100-yard rushing games with four (John Brockington, four in 1971).
- ▶ Became the first Green Bay rookie RB to be selected to the Pro Bowl since Brockington in 1971 and was named Rookie of the Year by PFWA.

**FB John Kuhn, 9th Year, Shippensburg, W-07 (Pit)**

- ▶ Selected to the Pro Bowl for the second time in 2014. His first selection came in 2011, when he was the first Green Bay fullback to be honored since William Henderson in 2004.
- ▶ Has played in 123 of 128 games (134 of 139 including playoffs) during his six-plus seasons in Green Bay, appearing in all 16 regular-season contests in five of those seasons, including 2014.



**PACKERS STARTERS – DEFENSE**

**LDE Datone Jones, 2nd Year, UCLA, D1-13**

- ▶ Registered first career interception in a Week 16 at Tampa Bay.
- ▶ Overcame an ankle injury during the preseason to play in all 16 games in 2013.
- ▶ Rotated at defensive end and as one of the interior rushers in the team's sub-defenses, recording 3.5 sacks.
- ▶ Blocked an extra point at Cincinnati in Week 3 last year.
- ▶ Was the first UCLA defensive lineman selected in the first round since DT Manu Tuaiasopo in 1979 (No. 18 overall, Seattle).

**NT Letroy Guion, 7th Year, Florida State, FA-14**

- ▶ Signed with Green Bay this past offseason after spending his first six NFL seasons with the Minnesota Vikings after being selected in the fifth round of the 2008 NFL Draft.
- ▶ Started all 28 games he appeared in for Minnesota over the past two seasons, recording 72 tackles (32 solo) and three sacks over that span.
- ▶ Was the only Viking to block a field goal in both 2011 and 2012.

**RDE Mike Daniels, 3rd Year, Iowa, D4a-12**

- ▶ Ranks second on the team with 12.0 sacks since the start of the 2013 regular season (LB Clay Matthews-18.5).
- ▶ Started all 16 games for the first time in his career in 2014 and finished first on the Packers defensive line with 5.5 sacks while setting a career high with 69 tackles.
- ▶ Returned a fumble 43 yards for a TD vs. Detroit in Week 14 of 2012, the longest fumble return for a TD by a rookie in franchise history.
- ▶ Starred as an interior pass rusher at Iowa, posting a team-high 24.5 tackles for a loss and 13 sacks from 2010-11.

**LOLB Clay Matthews, 6th Year, Southern California, D1b-09**

- ▶ Tied for No. 5 in the NFL since entering the league in 2009 with 61.0 sacks. His sack total ranks No. 3 in team history (since 1982).
- ▶ With a team-high 11.0 sacks this season, is now tied for the most 10-plus sack seasons in franchise history (four).
- ▶ Was named to the Pro Bowl for the fifth time in 2014. Became the first Packer in team history to earn Pro Bowl recognition in each of his first four seasons in the NFL (2009-12).
- ▶ Is the only player in franchise history to score a defensive TD (interception or fumble return) in each of his first three seasons in the NFL (2009-11).
- ▶ Named first-team All-Pro by *The Associated Press* in 2010, the first Green Bay LB to earn that honor since Tim Harris in 1989. Finished second to Pittsburgh safety Troy Polamalu in the AP's Defensive Player of the Year voting.

**BLB A.J. Hawk, 9th Year, Ohio State, D1-06**

- ▶ Ranks No. 1 in franchise history (since 1975) with 1,118 tackles.
- ▶ His 93 tackles this season ranked No. 3 on the team. Led the team with 153 tackles (112 solo) last season and was tied for No. 3 on the club with a career-high five sacks.
- ▶ Has either led the team or finished second in tackles in six of his seven seasons in Green Bay. Led the team with 142 tackles (105 solo) in 2012.
- ▶ Has appeared in 141 of a possible 143 regular-season games in his career, starting 137 of 141.
- ▶ Has posted 1,118 tackles, 17.0 sacks, nine interceptions, 39 passes defended, three forced fumbles and five fumble recoveries during his career.

**MLB Sam Barrington, 2nd Year, South Florida, D7c-13**

- ▶ Provided depth at inside linebacker this season, starting six games and registering a career-best 68 tackles and one sack.
- ▶ Appeared in seven games as a rookie in 2013, seeing time exclusively on special teams.
- ▶ Sustained a season-ending hamstring injury vs. Chicago in Week 9 last year.
- ▶ Earned second-team All-Big East recognition as a senior in 2012 after

posting a career-high 80 tackles (49 solo), including 6.5 tackles for loss, 3.5 sacks, two forced fumbles and three passes defended.

**ROLB Julius Peppers, 13th Year, North Carolina, FA-14**

- ▶ Signed with Green Bay during the offseason after playing the last four seasons for Chicago and the first eight of his career for Carolina after being selected as the No. 2 overall pick in 2002.
- ▶ Only player in NFL history with 10 interceptions and at least 100 sacks.
- ▶ Has been selected to the Pro Bowl eight times (2004-06, 2008-12) and has been named first-team All-Pro by *The Associated Press* three times (2004, 2006, 2010). Was named to the NFL's All-Decade Team for the 2000s.
- ▶ Has played in 112 consecutive regular-season games.
- ▶ Ranks No. 3 in the league in sacks (125.5) and No. 3 in forced fumbles (43) since entering the NFL in 2002. His sack total ranks No. 16 in NFL history (since 1982).
- ▶ Has blocked 13 kicks (12 field goals, one extra point) during his career.

**LCB Tramon Williams, 8th Year, Louisiana Tech, FA-06**

- ▶ Ranks No. 2 in the league in interceptions (22) and ranks No. 4 in the NFL in INT return yards (325) since 2010 (including playoffs).
- ▶ Started all 16 games for the third season in a row and tied for the team lead with three interceptions.
- ▶ Led the secondary with a career-high 91 tackles (68 solo) and a career-best 2.5 sacks in 2013. Added three interceptions, two fumble recoveries, two forced fumbles and 14 passes defended.
- ▶ With three interceptions during the 2010 playoffs, tied Joe Laws (1944) and Craig Newsome (1996) for the franchise single-postseason record.

**RCB Sam Shields, 5th Year, Miami, FA-10**

- ▶ Finished second on the team with 13 passes defended in 2014 to go along with two interceptions.
- ▶ Started all 14 games he appeared in last season and led the team with four INTs (tied career high) and a career-best 25 passes defended.
- ▶ Was limited to 10 games with eight starts in 2012 due to injury, but registered 38 tackles (28 solo), three interceptions, 15 passes defended (No. 3 on the team) and a sack.
- ▶ Made an impact in 2010 after making the team as a non-drafted rookie, earning the nickel CB job despite playing the position only one season in college.
- ▶ In Green Bay's NFC Championship win over Chicago in the 2010 season, became the first rookie in NFL history to record two INTs and a sack in a postseason contest.

**SS Morgan Burnett, 5th Year, Georgia Tech, D3-10**

- ▶ Finished with a team-high 125 tackles this season, the second most of his career (137 in 2012). Ranked No. 2 on the team with 106 tackles (77 solo) in 2013, despite missing the first three games due to injury. Recovered three fumbles, including one for a TD, and added nine passes defended.
- ▶ Participated in all 1,088 plays for Green Bay's defense in 2012, one of only four non-offensive linemen in the NFL to appear in 100 percent of his team's snaps.
- ▶ Enjoyed his first full season as a pro in 2011, joining DT B.J. Raji as the only two Green Bay defensive players to start all 16 regular-season games.
- ▶ Started the first four games of the 2010 season at SS before sustaining a season-ending knee injury vs. Detroit in Week 4.

**FS Ha Ha Clinton-Dix, Rookie, Alabama, D1-14**

- ▶ Started 10 of 16 games this season, finishing second on the team in tackles (95).
- ▶ Was the second safety ever drafted by Green Bay in the first round (Alabama S George Teague, No. 29 overall in 1993).
- ▶ Was a consensus All-America selection in 2013 as a junior, earning first-team recognition from *The Associated Press*, the Football Writers Association of America and *Sporting News*.



No	ALPHABETICAL ROSTER	Pos	Ht	Wt	Birthdate	NFL Exp	College	High School	Hometown
17	Adams, Davante	WR	6-1	215	12/24/92	R	Fresno State		Palo Alto, Calif.
69	Bakhtiari, David	T	6-4	310	9/30/91	2	Colorado		San Mateo, Calif.
32	Banjo, Chris	S	5-10	207	2/26/90	2	SMU		Sugar Land, Texas
58	Barrington, Sam	LB	6-1	240	10/5/90	2	South Florida		Jacksonville, Fla.
86	Bostick, Brandon	TE	6-3	250	5/3/89	2	Newberry		Florence, S.C.
93	Boyd, Josh	DT	6-3	310	8/3/89	2	Mississippi State		Philadelphia, Miss.
11	Boykin, Jarrett	WR	6-2	218	11/4/89	3	Virginia Tech		Matthews, N.C.
54	Bradford, Carl	LB	6-1	252	8/15/92	R	Arizona State		Norco, Calif.
75	Bulaga, Bryan	T	6-5	314	3/21/89	5	Iowa		Woodstock, Ill.
42	Burnett, Morgan	S	6-1	209	1/13/89	5	Georgia Tech		College Park, Ga.
24	Bush, Jarrett	CB	6-0	200	5/21/84	9	Utah State		Vacaville, Calif.
21	Clinton-Dix, Ha Ha	S	6-1	208	12/21/92	R	Alabama		Orlando, Fla.
18	Cobb, Randall	WR	5-10	192	8/22/90	4	Kentucky		Alcoa, Tenn.
2	Crosby, Mason	K	6-1	207	9/3/84	8	Colorado		Georgetown, Texas
76	Daniels, Mike	DT	6-0	305	5/5/89	3	Iowa		Blackwood, N.J.
91	Elliott, Jayrone	LB	6-3	255	11/11/91	R	Toledo		Cleveland, Ohio
10	Flynn, Matt	QB	6-2	225	6/20/85	7	Louisiana State		Tyler, Texas
99	Gaston, Bruce	DT	6-2	310	11/29/91	R	Purdue		Chicago, Ill.
72	Gerhart, Garth	C	6-1	310	10/21/88	1	Arizona State		Norco, Calif.
61	Goode, Brett	LS	6-1	255	11/2/84	7	Arkansas		Fort Smith, Ark.
39	Goodson, Demetri	CB	5-11	197	6/11/89	R	Baylor		Spring, Texas
98	Guion, Letroy	DT	6-4	315	6/21/87	7	Florida State		Starke, Fla.
26	Harris, DuJuan	RB	5-8	203	9/3/88	2	Troy		Brooksville, Fla.
50	Hawk, A.J.	LB	6-1	235	1/6/84	9	Ohio State		Centerville, Ohio
29	Hayward, Casey	CB	5-11	192	9/9/89	3	Vanderbilt		Perry, Ga.
31	House, Davon	CB	6-0	195	7/10/89	4	New Mexico State		Palmdale, Calif.
33	Hyde, Micah	DB	6-0	197	12/31/90	2	Iowa		Fostoria, Ohio
83	Janis, Jeff	WR	6-3	219	6/24/91	R	Saginaw Valley State		Tawas City, Mich.
59	Jones, Brad	LB	6-3	242	4/1/86	6	Colorado		East Lansing, Mich.
95	Jones, Datone	DE	6-4	285	7/24/90	2	UCLA		Compton, Calif.
30	Kuhn, John	FB	6-0	250	9/9/82	9	Shippensburg		York, Pa.
27	Lacy, Eddie	RB	5-11	230	6/2/90	2	Alabama		Geismar, La.
70	Lang, T.J.	G	6-4	318	9/20/87	6	Eastern Michigan		Birmingham, Mich.
63	Linsley, Corey	C	6-3	301	7/27/91	R	Ohio State		Boardman, Ohio
8	Masthay, Tim	P	6-1	200	3/16/87	5	Kentucky		Murray, Ky.
52	Matthews, Clay	LB	6-3	255	5/14/86	6	Southern California		Agoura Hills, Calif.
96	Neal, Mike	LB/DE	6-3	285	6/26/87	5	Purdue		Merrillville, Ind.
87	Nelson, Jordy	WR	6-3	217	5/31/85	7	Kansas State		Riley, Kan.
64	Pennel, Mike	DT	6-4	332	5/9/91	R	Colorado State-Pueblo		Aurora, Colo.
56	Peppers, Julius	LB	6-7	287	1/18/80	13	North Carolina		Bailey, N.C.
80	Perillo, Justin	TE	6-3	250	1/5/91	R	Maine		Wilmington, Del.
53	Perry, Nick	LB	6-3	265	4/12/90	3	Southern California		Detroit, Mich.
81	Quarless, Andrew	TE	6-4	252	10/6/88	5	Penn State		Uniondale, N.Y.
28	Richardson, Sean	S	6-2	216	1/21/90	3	Vanderbilt		Linden, Ala.
12	Rodgers, Aaron	QB	6-2	225	12/2/83	10	California		Chico, Calif.
89	Rodgers, Richard	TE	6-4	257	1/22/92	R	California		Shrewsbury, Mass.
37	Shields, Sam	CB	5-11	184	12/8/87	5	Miami		Sarasota, Fla.
71	Sitton, Josh	G	6-3	318	6/16/86	7	Central Florida		Pensacola, Fla.
44	Starks, James	RB	6-2	218	2/25/86	5	Buffalo		Niagara Falls, N.Y.
65	Taylor, Lane	G	6-3	324	11/22/89	2	Oklahoma State		Arlington, Texas
16	Tolzien, Scott	QB	6-2	213	9/4/87	4	Wisconsin		Palatine, Ill.
73	Tretter, JC	C/G	6-4	307	2/12/91	2	Cornell		Akron, N.Y.
38	Williams, Tramon	CB	5-11	191	3/16/83	8	Louisiana Tech		Napoleonville, La.

### Practice Squad

1	Gillett, Alex	WR	6-1	214	5/17/91	1	Eastern Michigan		Fremont, Ohio
40	Glover-Wright, Tay	CB	6-0	175	6/28/92	R	Utah State		Smyrna, Ga.
20	Fanor, Jean	S	6-0	205	6/17/89	1	Bethune-Cookman		Miami, Fla.
49	Hubbard, Adrian	LB	6-6	257	2/27/92	R	Alabama		Norcross, Ga.
74	Madsen, Joe	C	6-3	305	9/1/89	1	West Virginia		Chardon, Ohio
34	Neal, Rajion	RB	5-11	220	3/28/92	R	Tennessee		Tyrone, Ga.
48	Thomas, Joe	LB	6-1	227	5/6/91	R	South Carolina State		Blackville, S.C.
60	Vujnovich, Jeremy	T	6-5	300	10/12/90	R	Louisiana College		Belle Chasse, La.
79	Walker, Josh	G	6-5	328	6/2/91	R	Middle Tennessee State		Spring City, Tenn.
19	White, Myles	WR	6-0	190	3/30/90	2	Louisiana Tech		Livonia, Mich.

### Injured Reserve

84	Abbrederis, Jared	WR	6-1	195	12/17/90	R	Wisconsin		Wautoma, Wis.
77	Adams, Aaron	T	6-5	303	5/16/89	1	Eastern Kentucky		Greenacres, Fla.
67	Barclay, Don	T/G	6-4	305	4/18/89	3	West Virginia		Harmony, Pa.
13	Dorsey, Kevin	WR	6-1	207	2/23/90	2	Maryland		Forestville, Md.
57	Lattimore, Jamari	LB	6-2	229	10/6/88	4	Middle Tennessee State		Hialeah, Fla.
55	Mulumba, Andy	LB	6-3	260	1/31/90	2	Eastern Michigan		Montreal, Quebec
51	Palmer, Nate	LB	6-2	248	9/23/89	2	Illinois State		Chicago, Ill.
90	Raji, B.J.	DT	6-2	337	7/11/86	6	Boston College		Washington Township, N.J.
97	Robinson, Luther	DT	6-3	301	2/24/91	R	Miami		Fort Pierce, Fla.
94	Thornton, Khyri	DT	6-3	304	11/21/89	R	Southern Mississippi		Panama City, Fla.

No	NUMERICAL ROSTER	Pos	Ht	Wt	Age	NFL Exp	College	How Acquired	Reg. season GP/GS/DNP/IA
2	Mason Crosby	K	6-1	207	30	8	Colorado	D6c-07	16/0/0/0
8	Tim Masthay	P	6-1	200	27	5	Kentucky	FA-10	16/0/0/0
10	Matt Flynn	QB	6-2	225	29	7	Louisiana State	FA-13 (D7a-08)	7/0/9/0
11	Jarrett Boykin	WR	6-2	218	25	3	Virginia Tech	FA-12	16/3/0/3
12	Aaron Rodgers	QB	6-2	225	31	10	California	D1-05	16/16/0/0
16	Scott Tolzien	QB	6-2	213	27	4	Wisconsin	FA-13	0/0/1/15
17	Davante Adams	WR	6-1	215	22	R	Fresno State	D2-14	16/10/0/0
18	Randall Cobb	WR	5-10	192	24	4	Kentucky	D2-11	16/16/0/0
21	Ha Ha Clinton-Dix	S	6-1	208	22	R	Alabama	D1-14	16/10/0/0
24	Jarrett Bush	CB	6-0	200	30	9	Utah State	W-06 (Car)	15/0/0/1
26	DuJuan Harris	RB	5-8	203	26	2	Troy	FA-12	16/0/0/0
27	Eddie Lacy	RB	5-11	230	24	2	Alabama	D2-13	16/16/0/0
28	Sean Richardson	S	6-2	216	24	3	Vanderbilt	FA-12	16/0/0/0
29	Casey Hayward	CB	5-11	192	25	3	Vanderbilt	D2b-12	16/1/0/0
30	John Kuhn	FB	6-0	250	32	9	Shippensburg	W-07 (Pit)	16/2/0/0
31	Davon House	CB	6-0	195	25	4	New Mexico State	D4-11	13/4/0/3
32	Chris Banjo	S	5-10	207	24	2	SMU	FA-13	3/0/0/0
33	Micah Hyde	DB	6-0	197	24	2	Iowa	D5a-13	16/12/0/0
37	Sam Shields	CB	5-11	184	27	5	Miami	FA-10	14/14/0/2
38	Tramon Williams	CB	5-11	191	31	8	Louisiana Tech	FA-06	16/16/0/0
39	Demetri Goodson	CB	5-11	197	25	R	Baylor	D6-14	6/0/0/10
42	Morgan Burnett	S	6-1	209	25	5	Georgia Tech	D3-10	15/15/0/1
44	James Starks	RB	6-2	218	28	5	Buffalo	D6-10	16/0/0/0
50	A.J. Hawk	LB	6-1	235	31	9	Ohio State	D1-06	16/13/0/0
52	Clay Matthews	LB	6-3	255	28	6	Southern California	D1b-09	16/16/0/0
53	Nick Perry	LB	6-3	265	24	3	Southern California	D1-12	15/4/0/1
54	Carl Bradford	LB	6-1	252	22	R	Arizona State	D4-14	0/0/0/16
56	Julius Peppers	LB	6-7	287	34	13	North Carolina	FA-14	16/16/0/0
58	Sam Barrington	LB	6-1	240	24	2	South Florida	D7c-13	14/7/0/2
59	Brad Jones	LB	6-3	242	28	6	Colorado	D7-09	13/1/0/3
61	Brett Goode	LS	6-1	255	30	7	Arkansas	FA-08	16/0/0/0
63	Corey Linsley	C	6-3	301	23	R	Ohio State	D5a-14	16/16/0/0
64	Mike Pennel	DT	6-4	332	23	R	Colorado State-Pueblo	FA-14	13/0/1/2
65	Lane Taylor	G	6-3	324	25	2	Oklahoma State	FA-13	16/0/0/0
69	David Bakhtiari	T	6-4	310	23	2	Colorado	D4a-13	16/16/0/0
70	T.J. Lang	G	6-4	318	27	6	Eastern Michigan	D4-09	16/16/0/0
71	Josh Sitton	G	6-3	318	28	7	Central Florida	D4b-08	16/16/0/0
72	Garth Gerhart	C	6-1	310	26	1	Arizona State	FA-13	2/0/3/11
73	JC Tretter	C/G	6-4	307	23	2	Cornell	D4b-13	8/0/0/0
75	Bryan Bulaga	T	6-5	314	25	5	Iowa	D1-10	15/15/0/1
76	Mike Daniels	DT	6-0	305	25	3	Iowa	D4a-12	16/16/0/0
80	Justin Perillo	TE	6-3	250	24	R	Maine	FA-14	2/0/0/5
81	Andrew Quarless	TE	6-4	252	26	5	Penn State	D5a-10	16/11/0/0
83	Jeff Janis	WR	6-3	219	23	R	Saginaw Valley State	D7-14	3/0/0/13
86	Brandon Bostick	TE	6-3	250	25	2	Newberry	FA-12	13/0/0/3
87	Jordy Nelson	WR	6-3	217	29	7	Kansas State	D2a-08	16/16/0/0
89	Richard Rodgers	TE	6-4	257	22	R	California	D3b-14	16/5/0/0
91	Javrone Elliott	LB	6-3	255	23	R	Toledo	FA-14	13/0/0/3
93	Josh Boyd	DT	6-3	310	25	2	Mississippi State	D5b-13	15/3/0/1
95	Datone Jones	DE	6-4	285	24	2	UCLA	D1-13	13/3/0/3
96	Mike Neal	LB/DE	6-3	285	27	5	Purdue	D2-10	16/3/0/0
98	Letroy Guion	DT	6-4	315	27	7	Florida State	FA-14	16/16/0/0
99	Bruce Gaston	DT	6-2	310	23	R	Purdue	FA-14	0/0/0/4
<b>Practice Squad</b>									
1	Alex Gillett	WR	6-1	214	23	1	Eastern Michigan	FA-13	0/0/0/0
19	Myles White	WR	6-0	190	24	2	Louisiana Tech	FA-13	0/0/0/0
20	Jean Fanor	S	6-0	205	25	1	Bethune-Cookman	FA-14	0/0/0/0
34	Rajion Neal	RB	5-11	220	22	R	Tennessee	FA-14	0/0/0/0
40	Tay Glover-Wright	CB	6-0	175	22	R	Utah State	FA-14	0/0/0/0
48	Joe Thomas	LB	6-1	227	23	R	South Carolina State	FA-14	0/0/0/0
49	Adrian Hubbard	LB	6-6	257	22	R	Alabama	FA-14	0/0/0/0
60	Jeremy Vujnovich	T	6-5	300	24	R	Louisiana College	FA-14	0/0/0/0
74	Joe Madsen	C	6-3	305	25	1	West Virginia	FA-14	0/0/0/0
79	Josh Walker	G	6-5	328	23	R	Middle Tennessee State	FA-14	0/0/0/0
<b>Injured Reserve</b>									
13	Kevin Dorsey	WR	6-1	207	24	2	Maryland	D7b-13	3/0/0/0
51	Nate Palmer	LB	6-2	248	25	2	Illinois State	D6-13	0/0/0/0
55	Andy Mulumba	LB	6-3	260	24	2	Eastern Michigan	FA-13	2/0/0/0
57	Jamari Lattimore	LB	6-2	229	26	4	Middle Tennessee State	FA-11	11/5/0/2
67	Don Barclay	T/G	6-4	305	25	3	West Virginia	FA-12	0/0/0/0
77	Aaron Adams	T	6-5	303	25	1	Eastern Kentucky	FA-13	0/0/0/0
84	Jared Abbrederis	WR	6-1	195	24	R	Wisconsin	D5b-14	0/0/0/0
90	B.J. Raji	DT	6-2	337	28	6	Boston College	D1a-09	0/0/0/0
94	Khyri Thornton	DT	6-3	304	25	R	Southern Mississippi	D3a-14	0/0/0/0
97	Luther Robinson	DT	6-3	301	23	R	Miami	FA-14	4/0/1/2

## 2014 REGULAR-SEASON STATISTICS

	Packers	Opponent
<b>TOTAL FIRST DOWNS</b> .....	<b>356</b>	<b>339</b>
Rushing.....	104	116
Passing.....	222	196
Penalty.....	30	27
3rd Down: Made/Att.....	93/197	83/206
3rd Down Pct.....	47.2	40.3
4th Down: Made/Att.....	4/10	15/28
4th Down Pct.....	40.0	53.6
<b>POSSESSION AVG.</b> .....	<b>30:32</b>	<b>29:28</b>
<b>TOTAL NET YARDS</b> .....	<b>6178</b>	<b>5542</b>
Avg. Per Game.....	386.1	346.4
Total Plays.....	1001	1054
Avg. Per Play.....	6.2	5.3
<b>NET YARDS RUSHING</b> .....	<b>1917</b>	<b>1919</b>
Avg. Per Game.....	119.8	119.9
Total Rushes.....	435	449
<b>NET YARDS PASSING</b> .....	<b>4261</b>	<b>3623</b>
Avg. Per Game.....	266.3	226.4
Sacked/Yards Lost.....	30/186	41/261
Gross Yards.....	4447	3884
Att./Completions.....	536/349	564/333
Completion Pct.....	65.1	59.0
<b>HAD INTERCEPTED</b> .....	<b>6</b>	<b>18</b>
<b>PUNTS/AVERAGE</b> .....	<b>51/42.3</b>	<b>62/43.4</b>
Net Punting Avg.....	37.0	36.7
<b>PENALTIES/YARDS</b> .....	<b>92/775</b>	<b>104/945</b>
<b>FUMBLES/BALL LOST</b> .....	<b>19/7</b>	<b>20/9</b>
<b>TOUCHDOWNS</b> .....	<b>58</b>	<b>40</b>
Rushing.....	14	11
Passing.....	38	26
Returns.....	6	3

### SCORE BY PERIODS

	Q1	Q2	Q3	Q4	OT	PTS
PACKERS	151	159	84	92	0	486
OPPONENTS	58	88	69	133	0	348

### SCORING

	TD	-Ru	-Pa	-Rt	K-PAT	FG	S	PTS
Mason Crosby.....	0	0	0	0	53/55	27/33	0	134
Eddie Lacy.....	13	9	4	0			0	78
Jordy Nelson.....	13	0	13	0			0	78
Randall Cobb.....	12	0	12	0			0	74
Davante Adams.....	3	0	3	0			0	18
Andrew Quarless.....	3	0	3	0			0	18
Casey Hayward.....	2	0	0	2			0	12
Micah Hyde.....	2	0	0	2			0	12
Julius Peppers.....	2	0	0	2			0	12
Aaron Rodgers.....	2	2	0	0			0	12
Richard Rodgers.....	2	0	2	0			0	12
James Starks.....	2	2	0	0			0	12
Brandon Bostick.....	1	0	1	0			0	6
John Kuhn.....	1	1	0	0			0	6
<b>PACKERS</b> .....	<b>58</b>	<b>14</b>	<b>38</b>	<b>6</b>	<b>53/55</b>	<b>27/33</b>	<b>1</b>	<b>486</b>
<b>OPPONENTS</b> .....	<b>40</b>	<b>11</b>	<b>26</b>	<b>3</b>	<b>37/37</b>	<b>21/24</b>	<b>3</b>	<b>348</b>

**2-Pt Conversions:** Cobb, Packers 1-3, Opponents 1-3

**SACKS:** Clay Matthews 11, Julius Peppers 7, Mike Daniels 5.5, Mike Neal 4.5, Letroy Guion 3.5, Nick Perry 3, Morgan Burnett 1.5, Datone Jones 1.5, Sam Barrington 1, Ha Ha Clinton-Dix 1, Micah Hyde 1, A.J. Hawk 0.5, PACKERS 41, OPPONENTS 30

### PASSING

	Att	Cmp	Yds	Cmp%	Yds/Att	TD	TD%	Int	Int%	Long	Sack/Lost	Rating
Aaron Rodgers.....	520	341	4381	65.6	8.43	38	7.3	5	1.0	80t	28/174	112.2
Matt Flynn.....	16	8	66	50.0	4.13	0	0.0	1	6.3	14	2/12	34.9
<b>PACKERS</b> .....	<b>536</b>	<b>349</b>	<b>4447</b>	<b>65.1</b>	<b>8.30</b>	<b>38</b>	<b>7.1</b>	<b>6</b>	<b>1.1</b>	<b>80t</b>	<b>30/186</b>	<b>109.9</b>
<b>OPPONENTS</b> .....	<b>564</b>	<b>333</b>	<b>3884</b>	<b>59.0</b>	<b>6.89</b>	<b>26</b>	<b>4.6</b>	<b>18</b>	<b>3.2</b>	<b>79</b>	<b>41/261</b>	<b>82.0</b>

<b>RUSHING</b>	No	Yds	Avg	Long	TD
Eddie Lacy.....	246	1139	4.6	44t	9
James Starks.....	85	333	3.9	41	2
Aaron Rodgers.....	43	269	6.3	19	2
John Kuhn.....	24	85	3.5	11	1
DuJuan Harris.....	16	64	4.0	12	0
Randall Cobb.....	11	37	3.4	12	0
Matt Flynn.....	10	-10	-1.0	-1	0
<b>PACKERS</b> .....	<b>435</b>	<b>1917</b>	<b>4.4</b>	<b>44t</b>	<b>14</b>
<b>OPPONENTS</b> .....	<b>449</b>	<b>1919</b>	<b>4.3</b>	<b>40</b>	<b>11</b>

### RECEIVING

	No	Yds	Avg	Long	TD
Jordy Nelson.....	98	1519	15.5	80t	13
Randall Cobb.....	91	1287	14.1	70t	12
Eddie Lacy.....	42	427	10.2	67	4
Davante Adams.....	38	446	11.7	45	3
Andrew Quarless.....	29	323	11.1	34	3
Richard Rodgers.....	20	225	11.3	43	2
James Starks.....	18	140	7.8	28	0
John Kuhn.....	4	23	5.8	9	0
Jarrett Boykin.....	3	23	7.7	11	0
Jeff Janis.....	2	16	8.0	9	0
Brandon Bostick.....	2	3	1.5	2	1
DuJuan Harris.....	1	11	11.0	11	0
Kevin Dorsey.....	1	4	4.0	4	0
<b>PACKERS</b> .....	<b>349</b>	<b>4447</b>	<b>12.7</b>	<b>80t</b>	<b>38</b>
<b>OPPONENTS</b> .....	<b>333</b>	<b>3884</b>	<b>11.7</b>	<b>79</b>	<b>26</b>

### INTERCEPTIONS

	No	Yds	Avg	Long	TD
Casey Hayward.....	3	113	37.7	82t	1
Tramon Williams.....	3	2	0.7	2	0
Julius Peppers.....	2	101	50.5	52t	2
Sam Shields.....	2	62	31.0	62	0
Micah Hyde.....	2	9	9.0	9	0
Clay Matthews.....	1	40	40.0	40	0
Morgan Burnett.....	1	32	32.0	32	0
Datone Jones.....	1	18	18.0	18	0
Jamari Lattimore.....	1	10	10.0	10	0
Ha Ha Clinton-Dix.....	1	9	9.0	9	0
Davon House.....	1	0	0.0	0	0
<b>PACKERS</b> .....	<b>18</b>	<b>396</b>	<b>22.0</b>	<b>82t</b>	<b>3</b>
<b>OPPONENTS</b> .....	<b>6</b>	<b>80</b>	<b>13.3</b>	<b>28</b>	<b>0</b>

### PUNTING

	No	Yds	Avg	Net	TB	In 20	LG	Bik
Tim Masthay.....	49	2159	44.1	37.0	4	14	63	2
<b>PACKERS</b> .....	<b>51</b>	<b>2159</b>	<b>42.3</b>	<b>37.0</b>	<b>4</b>	<b>14</b>	<b>63</b>	<b>2</b>
<b>OPPONENTS</b> .....	<b>62</b>	<b>2691</b>	<b>43.4</b>	<b>36.7</b>	<b>4</b>	<b>19</b>	<b>67</b>	<b>0</b>

### PUNT RETURNS

	Ret	FC	Yds	Avg	Long	TD
Randall Cobb.....	14	9	112	8.0	24	0
Micah Hyde.....	14	3	221	15.8	75t	2
Ha Ha Clinton-Dix.....	1	0	0	0.0	0	0
<b>PACKERS</b> .....	<b>29</b>	<b>12</b>	<b>333</b>	<b>11.5</b>	<b>75t</b>	<b>2</b>
<b>OPPONENTS</b> .....	<b>22</b>	<b>10</b>	<b>191</b>	<b>8.7</b>	<b>75t</b>	<b>1</b>

### KICKOFF RETURNS

	No	Yds	Avg	Long	TD
DuJuan Harris.....	22	456	20.7	41	0
Micah Hyde.....	4	96	24.0	28	0
Jarrett Boykin.....	1	3	3.0	3	0
Randall Cobb.....	1	0	0.0	0	0
Jordy Nelson.....	1	0	0.0	0	0
<b>PACKERS</b> .....	<b>29</b>	<b>555</b>	<b>19.1</b>	<b>41</b>	<b>0</b>
<b>OPPONENTS</b> .....	<b>58</b>	<b>1421</b>	<b>24.5</b>	<b>101t</b>	<b>1</b>

### FIELD GOALS

	1-19	20-29	30-39	40-49	50+
Mason Crosby.....	0/0	7/7	11/12	5/7	4/7
<b>PACKERS</b> .....	<b>0/0</b>	<b>7/7</b>	<b>11/12</b>	<b>5/7</b>	<b>4/7</b>
<b>OPPONENTS</b> .....	<b>0/0</b>	<b>5/5</b>	<b>9/9</b>	<b>3/5</b>	<b>4/5</b>

Crosby: (23G) (31G, 20G, 55G) () (53G, 38B) () (43G, 30G) (34G) (31G, 49G, 27G) (20G, 52G) (27G, 33G, 50N) (48G) (32G, 35G, 33G, 40N, 28G), (38G, 33G, 53G) (45G, 53B, 34G) (48N, 42G, 25G) (52B)  
Opponents: (35G, 20G) (52G) (30G, 41N) (23G) (26G) (48G) (33G), (31G, 29G, 37G) (33G, 33G) () (39G, 51G) (47N) (53B, 50G) (27G, 51G, 35G, 48G) (43G) ()





## 2014 REGULAR-SEASON DEFENSIVE STATISTICS

Official totals – based on coaches' film review, through Dec. 28 vs. Detroit

### SPECIAL TEAMS

Player	Total			Sacks/ Yards	Int/ Yards	Fum Rec	For Fum	Pass Def
	Tackles	Solo	Asst					
Morgan Burnett.....	125	99	26	1.5/13.0	1/32	1	1	6
Ha Ha Clinton-Dix.....	95	73	22	1.0/0.0	1/9	0	0	11
A.J. Hawk.....	93	64	29	0.5/0.0	0/0	0	0	4
Tramon Williams.....	78	62	16	0.0/0.0	3/2	1	0	16
Clay Matthews.....	69	53	16	11.0/58.0	1/40	0	2	6
Mike Daniels.....	69	42	27	5.5/45.5	0/0	0	0	0
Sam Barrington.....	68	42	26	1.0/9.0	0/0	0	0	2
Letroy Guion.....	62	31	31	3.5/26.0	0/0	0	1	1
Micah Hyde.....	55	46	9	1.0/7.0	2/9	0	0	12
Julius Peppers.....	45	33	12	7.0/41.5	2/101	3	4	11
Jamari Lattimore.....	43	26	17	0.0/0.0	1/10	0	0	2
Sam Shields.....	42	32	10	0.0/0.0	2/62	0	0	13
Mike Neal.....	41	27	14	4.5/31.5	0/0	0	0	0
Josh Boyd.....	34	18	16	0.0/0.0	0/0	0	0	0
Casey Hayward.....	32	27	5	0.0/0.0	3/113	2	0	6
Datone Jones.....	30	16	14	1.5/7.5	1/18	0	0	2
Nick Perry.....	24	21	3	3.0/22.0	0/0	1	1	2
Davon House.....	24	17	7	0.0/0.0	1/0	0	1	11
Mike Pennel.....	18	7	11	0.0/0.0	0/0	0	0	0
Sean Richardson.....	16	12	4	0.0/0.0	0/0	0	0	1
Brad Jones.....	13	10	3	0.0/0.0	0/0	0	0	2
Jarrett Bush.....	7	6	1	0.0/0.0	0/0	0	0	1
Luther Robinson.....	4	0	4	0.0/0.0	0/0	0	0	1
Jayrone Elliott.....	3	3	0	0.0/0.0	0/0	0	0	0
<b>Totals.....</b>	<b>1,090</b>	<b>767</b>	<b>323</b>	<b>41.0/261.0</b>	<b>18/396</b>	<b>8</b>	<b>10</b>	<b>110</b>

Player	TT	FR	FF
Sean Richardson.....	17	0	0
Jayrone Elliott.....	15	0	0
Morgan Burnett.....	11	0	0
Jarrett Bush.....	11	0	0
Brad Jones.....	9	0	0
Casey Hayward.....	7	0	0
Demetri Goodson.....	6	0	0
Jarrett Boykin.....	4	0	2
Davon House.....	4	0	0
Jamari Lattimore.....	4	0	0
Chris Banjo.....	3	0	0
Sam Barrington.....	3	0	0
Brandon Bostick.....	3	0	0
Ha Ha Clinton-Dix.....	3	1	0
Mason Crosby.....	2	0	0
Kevin Dorsey.....	2	0	0
DuJuan Harris.....	2	0	0
Micah Hyde.....	2	0	0
David Bakhtiari.....	1	0	0
John Kuhn.....	1	0	0
Andy Mulumba.....	1	0	0
Nick Perry.....	1	0	0
Ryan Taylor.....	1	0	0
<b>Totals.....</b>	<b>113</b>	<b>1</b>	<b>2</b>

### DEFENSIVE SCORING

Player	TD	Int Fum		Safeties
		Ret	Ret	
Casey Hayward.....	2	1	1	0
Julius Peppers.....	2	2	0	0
<b>Totals.....</b>	<b>4</b>	<b>3</b>	<b>1</b>	<b>0</b>

**Defensive touchdowns (2):**

Peppers — 49-yard INT return vs. Minnesota (10/2);  
 52-yard INT return vs. Philadelphia (11/16)  
 Hayward — 82-yard INT return vs. Chicago (11/9);  
 49-yard fumble return vs. Philadelphia (11/16)

### MISCELLANEOUS TACKLES

Player	Tackles
Corey Linsley.....	3
Davante Adams.....	1
Matt Flynn.....	1
Eddie Lacy.....	1
Aaron Rodgers.....	1
Richard Rodgers.....	1
James Starks.....	1
<b>Totals.....</b>	<b>9</b>



## ROSTER BY POSITION

### **QUARTERBACK (3)**

Matt Flynn  
Aaron Rodgers  
Scott Tolzien

### **FULLBACK (1)**

John Kuhn

### **RUNNING BACK (3)**

DuJuan Harris  
Eddie Lacy  
James Starks

### **WIDE RECEIVER (5)**

Davante Adams  
Jarrett Boykin  
Randall Cobb  
Jeff Janis  
Jordy Nelson

### **TIGHT END (4)**

Brandon Bostick  
Justin Perillo  
Andrew Quarless  
Richard Rodgers

### **OFFENSIVE LINE (8)**

David Bakhtiari  
Bryan Bulaga  
Garth Gerhart  
T.J. Lang  
Corey Linsley  
Josh Sitton  
Lane Taylor  
JC Tretter

### **DEFENSIVE LINE (6)**

Josh Boyd  
Mike Daniels  
Bruce Gaston  
Letroy Guion  
Datone Jones  
Mike Pennel

### **LINEBACKER (9)**

Sam Barrington  
Carl Bradford  
Jayrone Elliott  
A.J. Hawk  
Brad Jones  
Clay Matthews  
Mike Neal (also DE)  
Julius Peppers  
Nick Perry

### **CORNERBACK (6)**

Jarrett Bush  
Demetri Goodson  
Casey Hayward  
Davon House  
Sam Shields  
Tramon Williams

### **SAFETY (5)**

Chris Banjo  
Morgan Burnett  
Ha Ha Clinton-Dix  
Micah Hyde (also CB)  
Sean Richardson

### **SPECIALIST (3)**

Mason Crosby  
Brett Goode  
Tim Masthay

*Rookies and first-year players are underlined*

## **PRONUNCIATION GUIDE**

### **PLAYERS**

David Bakhtiari . . . . . bock-tee-R-ee  
Bryan Bulaga . . . . . buh-LAH-guh  
Garth Gerhart . . . . . GARE-hart  
Brett Goode . . . . . GEWD  
Letroy Guion . . . . . GUY-on  
Datone Jones . . . . . DAY-tone  
John Kuhn . . . . . KOON  
Tim Masthay . . . . . MASS-tay  
Mike Pennel . . . . . puh-NELL  
Justin Perillo . . . . . puh-RILL-oh  
Andrew Quarless . . . . . QUAR-liss

Josh Sitton . . . . . SITT-en  
Scott Tolzien . . . . . toll-ZEEN  
Tramon Williams . . . . . trah-MAHN

### **COACHES**

James Campen . . . . . KAMP-en  
Tom Clements . . . . . KLEMM-ints  
Jerry Fontenot . . . . . FON-tin-oh  
Mark Lovat . . . . . luh-VOTT  
Shawn Slocum . . . . . SLOW-kumm  
Mike Trgovac . . . . . TER-guh-vac



**OFFENSE**

<b>WR:</b> 87	Jordy Nelson	11	Jarrett Boykin	<u>83</u>	<u>Jeff Janis</u>
<b>LT:</b> 69	David Bakhtiari	73	JC Tretter		
<b>LG:</b> 71	Josh Sitton	<u>72</u>	<u>Garth Gerhart</u>		
<b>C:</b> <u>63</u>	<u>Corey Linsley</u>	73	JC Tretter		
<b>RG:</b> 70	T.J. Lang	65	Lane Taylor		
<b>RT:</b> 75	Bryan Bulaga	70	T.J. Lang		
<b>TE:</b> 81	Andrew Quarless	<u>89</u>	<u>Richard Rodgers</u>	86	Brandon Bostick
				<u>80</u>	<u>Justin Perillo</u>
<b>WR:</b> 18	Randall Cobb	<u>17</u>	<u>Davante Adams</u>		
<b>QB:</b> 12	Aaron Rodgers	10	Matt Flynn	16	Scott Tolzien
<b>RB:</b> 27	Eddie Lacy	44	James Starks	26	DuJuan Harris
<b>FB:</b> 30	John Kuhn				

**DEFENSE**

<b>LDE:</b> 95	Datone Jones	93	Josh Boyd	<u>99</u>	<u>Bruce Gaston</u>
<b>NT:</b> 98	Letroy Guion	<u>64</u>	<u>Mike Pennel</u>		
<b>RDE:</b> 76	Mike Daniels	93	Josh Boyd	<u>99</u>	<u>Bruce Gaston</u>
<b>LOLB:</b> 52	Clay Matthews	96	Mike Neal	<u>91</u>	<u>Jayrone Elliott</u>
<b>BLB:</b> 50	A.J. Hawk	59	Brad Jones	<u>54</u>	<u>Carl Bradford</u>
<b>MLB:</b> 58	Sam Barrington	59	Brad Jones	<u>54</u>	<u>Carl Bradford</u>
<b>ROLB:</b> 56	Julius Peppers	53	Nick Perry	<u>54</u>	<u>Carl Bradford</u>
<b>LCB:</b> 38	Tramon Williams	31	Davon House	<u>39</u>	<u>Demetri Goodson</u>
<b>RCB:</b> 37	Sam Shields	29	Casey Hayward	24	Jarrett Bush
<b>SS:</b> 42	Morgan Burnett	28	Sean Richardson	32	Chris Banjo
<b>FS:</b> <u>21</u>	<u>Ha Ha Clinton-Dix</u>	33	Micah Hyde		

**SPECIAL TEAMS**

<b>K:</b> 2	Mason Crosby	8	Tim Masthay		
<b>P:</b> 8	Tim Masthay	2	Mason Crosby		
<b>H:</b> 8	Tim Masthay	18	Randall Cobb		
<b>PR:</b> 18	Randall Cobb	33	Micah Hyde	<u>83</u>	<u>Jeff Janis</u>
<b>KR:</b> 26	DuJuan Harris	33	Micah Hyde	<u>83</u>	<u>Jeff Janis</u>
<b>LS:</b> 61	Brett Goode				

## Rookies and first-year players are underlined ##

**COACH LOCATIONS**

- ▶ **Coaches' Box:** Dom Capers (defensive coordinator), Tom Clements (offensive coordinator), Luke Getsy (offensive quality control), Steve Marshall (assistant offensive line), Scott McCurley (assistant linebackers), Jason Simmons (defensive/special teams assistant) and Joe Whitt Jr. (secondary - cornerbacks).
- ▶ **Sideline:** Edgar Bennett (wide receivers), James Campen (offensive line), Mike Eayrs (research and development), Jerry Fontenot (tight ends), Sam Gash (running backs), Winston Moss (asst. head coach/linebackers), Darren Perry (secondary - safeties), John Rushing (defensive quality control), Shawn Slocum (special teams coordinator), Mike Trgovac (defensive line), Alex Van Pelt (quarterbacks) and Ron Zook (assistant special teams).





**HOW THE PACKERS WERE BUILT**

<b>Year</b>	<b>Record</b>	<b>Draft (32)</b>	<b>Waivers (2)</b>	<b>Free Agents (19)</b>
2005	4-12	QB Aaron Rodgers D1		
2006	8-8	LB A.J. Hawk D1	CB Jarrett Bush (Car)	CB Tramon Williams
2007	13-3	K Mason Crosby D6c	FB John Kuhn (Pit)	
2008	6-10	WR Jordy Nelson D2a G Josh Sitton D4b		LS Brett Goode
2009	11-5	LB Clay Matthews D1b G T.J. Lang D4 LB Brad Jones D7		
2010	10-6	T Bryan Bulaga D1 LB/DE Mike Neal D2 S Morgan Burnett D3 TE Andrew Quarless D5a RB James Starks D6		P Tim Masthay CB Sam Shields
2011	15-1	WR Randall Cobb D2 CB Davon House D4		
2012	11-5	LB Nick Perry D1 CB Casey Hayward D2b DT Mike Daniels D4a		TE Brandon Bostick WR Jarrett Boykin RB DuJuan Harris S Sean Richardson
2013	8-7-1	DE Datone Jones D1 RB Eddie Lacy D2 T David Bakhtiari D4a C/G JC Tretter D4b DB Micah Hyde D5a DT Josh Boyd D5b LB Sam Barrington D7c		S Chris Banjo QB Matt Flynn (D7a-08) C Garth Gerhart G Lane Taylor QB Scott Tolzien
2014	12-4	S Ha Ha Clinton-Dix D1 WR Davante Adams D2 TE Richard Rodgers D3b LB Carl Bradford D4 C Corey Linsley D5a CB Demetri Goodson D6 WR Jeff Janis D7		LB Jayrone Elliott DT Bruce Gaston DT Letroy Guion DT Mike Pennel LB Julius Peppers TE Justin Perillo

# TEAM STATISTICS/STARTERS

## OFFENSE

Date/Opp	First Downs					Third Downs	Fourth Downs	Total Offense			Net Rushing			Net Passing			QB		Punts	Punts	Pen	Fumbles	2-pt	Poss					
	1	2	3	4	OT			Tot	Ru	Pa	Pe	Pl	Yds	Avg	Att	Yds	TD	Att-Com-Int	Yds	TD	Sacked	No/Avg	NetAvg		No/Yds	No-Lost	Conv		
9/4	at	Sea	7	3	0	6	0	19	4	13	2	6-12	0-1	57	255	4.5	21	80	1	33-23-1	175	1	3	4/38.3	37.5	8/65	1-0	0-1	10
9/14		NYJ	3	13	15	0	0	25	5	17	3	7-14	0-0	68	390	5.7	22	80	0	42-25-0	310	3	4	4/49.3	46.5	3/34	3-1	1-1	12
9/21	at	Det	7	0	0	0	0	14	3	9	2	4-10	0-1	51	223	4.4	22	76	0	27-16-0	147	1	2	5/43.0	39.8	5/30	1-1	0-0	9
9/28	at	Chi	7	14	10	7	0	21	3	16	2	4-8	0-0	47	358	7.6	18	56	1	28-22-0	302	4	1	0/0.0	0.0	9/70	0-0	0-0	7
10/2		Min	14	14	14	0	0	15	6	8	1	4-11	0-0	52	320	6.2	28	156	2	22-15-1	164	3	2	6/50.7	45.8	5/30	0-0	0-0	13
10/12	at	Mia	7	3	7	10	0	27	8	17	2	8-17	1-1	79	369	4.7	34	121	0	42-24-0	248	3	3	5/34.4	30.4	4/44	1-0	0-0	11
10/19		Car	21	7	10	0	0	22	10	9	3	4-11	0-0	56	363	6.5	30	122	2	24-19-0	241	3	2	5/55.2	44.0	5/29	1-0	0-0	12
10/26	at	NO	10	6	0	7	0	23	5	16	2	1-7	1-2	63	491	7.8	19	89	1	40-29-2	402	1	4	0/0.0	0.0	8/84	1-1	0-0	10
11/9		Chi	14	28	6	7	0	21	6	13	2	6-13	2-2	64	451	7.0	32	132	0	32-19-0	319	6	0	3/40.3	36.0	5/50	1-1	0-0	13
11/16		Phi	17	13	9	14	0	25	6	18	1	8-14	0-0	64	475	7.4	25	110	1	38-24-0	365	3	1	2/20.0	17.0	4/52	2-0	0-1	10
11/23	at	Min	7	7	3	7	0	24	11	10	3	6-11	0-0	62	362	5.8	32	155	1	29-19-0	207	2	1	4/42.3	41.0	8/75	1-0	0-0	10
11/30		NE	13	10	0	3	0	24	6	16	2	10-17	0-0	70	478	6.8	29	130	0	38-24-0	348	2	3	1/38.0	35.0	4/22	1-0	0-0	9
12/8		Atl	7	24	3	9	0	28	10	17	1	7-12	0-1	67	502	7.5	30	179	2	36-24-0	323	3	1	1/31.0	31.0	5/40	1-0	0-0	10
12/14	at	Buf	3	7	0	3	0	21	8	12	1	4-14	0-0	67	333	4.9	24	158	1	42-17-2	175	0	1	6/42.8	30.3	9-70	1-0	0-0	13
12/21	at	TB	7	3	0	10	0	23	6	17	0	6-13	0-1	72	431	6.0	31	121	1	40-31-0	310	1	1	2/34.5	34.5	5/40	2-1	0-0	10
12/28		Det	7	7	7	9	0	24	7	14	3	8-13	0-1	62	377	6.1	38	152	1	23-18-0	225	2	1	3/39.0	27.7	5/40	2-2	0-0	10
<b>SEASON</b>			<b>151</b>	<b>159</b>	<b>84</b>	<b>92</b>	<b>0</b>	<b>356</b>	<b>104</b>	<b>222</b>	<b>30</b>	<b>93-197</b>	<b>4-10</b>	<b>1001</b>	<b>6178</b>	<b>6.2</b>	<b>435</b>	<b>1917</b>	<b>14</b>	<b>536-349-6</b>	<b>4261</b>	<b>38</b>	<b>30</b>	<b>51/42.3</b>	<b>37.0</b>	<b>92/775</b>	<b>19-7</b>	<b>1-3</b>	<b>169</b>

## DEFENSE

Date/Opp	First Downs					Third Downs	Fourth Downs	Total Offense			Net Rushing			Net Passing			QB		Punts	Punts	Pen	Fumbles	2-pt	Poss					
	1	2	3	4	OT			Tot	Ru	Pa	Pe	Pl	Yds	Avg	Att	Yds	TD	Att-Com-Int	Yds	TD	Sacked	No/Avg	NetAvg		No/Yds	No-Lost	Conv		
9/4	at	Sea	3	14	5	14	0	25	13	8	4	4-11	1-1	66	398	6.0	37	207	2	28-19-0	191	2	1	2/33.0	33.0	4/69	2-1	0-0	10
9/14		NYJ	14	7	3	0	0	19	7	11	1	8-17	2-3	71	313	4.4	37	147	2	32-16-1	166	1	2	5/46.6	43.6	7/82	1-0	0-0	12
9/21	at	Det	7	5	0	7	0	21	6	13	2	11-18	0-0	74	353	4.8	38	115	1	34-22-2	238	0	2	2/52.0	40.5	6/40	1-1	0-0	9
9/28	at	Chi	7	10	0	0	0	33	16	14	3	7-11	2-3	77	496	6.4	41	235	0	35-23-2	261	2	1	0/0.0	0.0	6/46	3-0	0-0	8
10/2		Min	0	0	0	10	0	20	6	13	1	5-15	1-2	75	299	4.0	25	111	1	44-22-2	188	0	6	7/43.4	40.9	9/91	1-1	0-0	14
10/12	at	Mia	3	0	7	14	0	19	5	12	2	4-10	0-1	55	349	6.3	23	112	1	31-20-2	237	2	1	3/42.3	22.0	5/25	1-1	0-0	11
10/19		Car	0	3	0	14	0	23	6	14	3	4-12	0-1	67	331	4.9	25	108	0	39-22-1	223	2	3	7/53.9	42.7	9/70	0-0	0-0	12
10/26	at	NO	10	6	14	14	0	28	11	15	2	6-10	0-1	65	495	7.6	31	193	2	32-27-0	302	3	2	0/0.0	0.0	4/35	1-1	0-0	10
11/9		Chi	0	0	7	7	0	21	5	12	4	3-12	0-4	68	311	4.6	24	55	0	40-23-2	256	1	4	4/42.8	38.8	11/163	2-1	0-0	13
11/16		Phi	0	6	7	7	0	22	5	17	0	5-15	2-3	78	429	5.5	31	109	0	44-26-2	320	2	3	4/39.8	16.0	6/53	4-2	0-0	13
11/23	at	Min	0	10	3	8	0	20	7	11	2	5-13	1-1	64	308	4.8	25	112	0	37-21-1	196	2	2	4/44.8	39.0	7/77	0-0	1-1	9
11/30		NE	0	14	0	7	0	20	5	14	1	4-10	1-1	54	320	5.9	18	84	1	35-22-0	236	2	1	4/37.0	37.0	4/25	0-0	0-0	9
12/8		Atl	7	0	10	20	0	26	8	17	1	5-11	3-3	64	465	7.3	24	91	1	39-24-1	374	4	1	2/48.5	38.5	3/11	0-0	0-1	10
12/14	at	Buf	7	3	6	5	0	13	7	6	0	4-16	0-0	63	253	4.0	33	113	0	27-14-1	140	0	3	6/40.3	39.5	10/75	1-0	0-0	13
12/21	at	TB	0	3	0	0	0	6	1	5	0	4-14	1-1	47	109	2.3	14	16	0	26-12-1	93	0	7	8/42.0	41.5	3/30	1-0	0-0	10
12/28		Det	0	7	7	6	0	23	8	14	1	4-11	1-3	66	313	4.7	23	111	0	41-20-0	202	3	2	4/38.0	24.3	10/53	2-1	0-1	12
<b>SEASON</b>			<b>58</b>	<b>88</b>	<b>69</b>	<b>133</b>	<b>0</b>	<b>339</b>	<b>116</b>	<b>196</b>	<b>27</b>	<b>83-206</b>	<b>15-28</b>	<b>1054</b>	<b>5542</b>	<b>5.3</b>	<b>449</b>	<b>1919</b>	<b>11</b>	<b>564-333-18</b>	<b>3623</b>	<b>26</b>	<b>41</b>	<b>62/43.4</b>	<b>36.7</b>	<b>104/945</b>	<b>20-9</b>	<b>1-3</b>	<b>175</b>

## OFFENSIVE STARTERS

	WR	WR	TE	LT	LG	C	RG	RT	2nd TE	3rd WR	QB	RB	FB	3rd TE	4th WR
9/4	at	Sea	J.Nelson	R.Cobb	R.Rodgers	D.Bakhtiari	J.Sitton	C.Linsley	T.Lang	B.Bulaga	J.Boykin	A.Rodgers	E.Lacy		
9/14		NYJ	J.Nelson	R.Cobb	R.Rodgers	D.Bakhtiari	J.Sitton	C.Linsley	T.Lang	D.Sherrod	J.Boykin	A.Rodgers	E.Lacy		
9/21	at	Det	J.Nelson	R.Cobb	R.Rodgers	D.Bakhtiari	J.Sitton	C.Linsley	T.Lang	B.Bulaga	J.Boykin	A.Rodgers	E.Lacy		
9/28	at	Chi	J.Nelson	R.Cobb	R.Rodgers	D.Bakhtiari	J.Sitton	C.Linsley	T.Lang	B.Bulaga	A.Quarless	A.Rodgers	E.Lacy		
10/2		Min	J.Nelson	R.Cobb	A.Quarless	D.Bakhtiari	J.Sitton	C.Linsley	T.Lang	B.Bulaga	D.Adams	A.Rodgers	E.Lacy		
10/12	at	Mia	J.Nelson	R.Cobb	A.Quarless	D.Bakhtiari	J.Sitton	C.Linsley	T.Lang	B.Bulaga	D.Adams	A.Rodgers	E.Lacy		
10/19		Car	J.Nelson	R.Cobb	A.Quarless	D.Bakhtiari	J.Sitton	C.Linsley	T.Lang	B.Bulaga	D.Adams	A.Rodgers	E.Lacy		
10/26	at	NO	J.Nelson	R.Cobb	A.Quarless	D.Bakhtiari	J.Sitton	C.Linsley	T.Lang	B.Bulaga	D.Adams	A.Rodgers	E.Lacy		
11/9		Chi	J.Nelson	R.Cobb	A.Quarless	D.Bakhtiari	J.Sitton	C.Linsley	T.Lang	B.Bulaga	R.Rodgers	D.Adams	A.Rodgers	E.Lacy	
11/16		Phi	J.Nelson	R.Cobb	A.Quarless	D.Bakhtiari	J.Sitton	C.Linsley	T.Lang	B.Bulaga	D.Adams	A.Rodgers	E.Lacy		
11/23	at	Min	J.Nelson	R.Cobb	D.Bakhtiari	J.Sitton	C.Linsley	T.Lang	B.Bulaga	D.Adams	A.Rodgers	E.Lacy	J.Kuhn		
11/30		NE	J.Nelson	R.Cobb	A.Quarless	D.Bakhtiari	J.Sitton	C.Linsley	T.Lang	B.Bulaga	D.Adams	A.Rodgers	E.Lacy		
12/8		Atl	J.Nelson	R.Cobb	D.Bakhtiari	J.Sitton	C.Linsley	T.Lang	B.Bulaga	D.Adams	A.Rodgers	E.Lacy	J.Kuhn		
12/14	at	Buf	J.Nelson	R.Cobb	A.Quarless	D.Bakhtiari	J.Sitton	C.Linsley	T.Lang	B.Bulaga	D.Adams	A.Rodgers	E.Lacy		
12/21	at	TB	J.Nelson	R.Cobb	A.Quarless	D.Bakhtiari	J.Sitton	C.Linsley	T.Lang	B.Bulaga	D.Adams	A.Rodgers	E.Lacy		
12/28		Det	J.Nelson	R.Cobb	A.Quarless	D.Bakhtiari	J.Sitton	C.Linsley	T.Lang	B.Bulaga	D.Adams	A.Rodgers	E.Lacy		

## DEFENSIVE STARTERS

	LDE	DT	DT	NT	RDE	LOLB	BLB	MLB	ROLB	LCB	RCB	SS	FS	3rd CB	3rd S
9/4	at	Sea	D.Jones		L.Guion	M.Daniels	C.Matthews	A.Hawk	B.Jones	J.Peppers	T.Williams	S.Shields	M.Burnett	M.Hyde	
9/14		NYJ	J.Peppers	L.Guion	M.Daniels	M.Neal	J.Lattimore	A.Hawk	C.Matthews	T.Williams	S.Shields	M.Burnett	M.Hyde		
9/21	at	Det	D.Jones		L.Guion	M.Daniels	C.Matthews	A.Hawk	J.Lattimore	J.Peppers	T.Williams	S.Shields	M.Burnett	M.Hyde	
9/28	at	Chi			L.Guion	M.Daniels	J.Peppers	A.Hawk	J.Lattimore	C.Matthews	T.Williams	S.Shields	M.Burnett	M.Hyde	D.House
10/2		Min	D.Jones		L.Guion	M.Daniels	C.Matthews	A.Hawk	J.Lattimore	J.Peppers	T.Williams	S.Shields	M.Burnett	M.Hyde	
10/12	at	Mia			L.Guion	M.Daniels	J.Peppers	A.Hawk	J.Lattimore	C.Matthews	T.Williams	S.Shields	M.Burnett	M.Hyde	D.House
10/19		Car	J.Boyd		L.Guion	M.Daniels	C.Matthews	A.Hawk	S.Barrington	J.Peppers	T.Williams	D.House	M.Burnett	H.Clinton-Dix	
10/26	at	NO			L.Guion	M.Daniels	J.Peppers	A.Hawk	S.Barrington	C.Matthews	T.Williams	D.House	H.Clinton-Dix	M.Hyde	C.Hayward
11/9		Chi			L.Guion	M.Daniels	J.Peppers	A.Hawk	C.Matthews	N.Perry	T.Williams	S.Shields	M.Burnett	H.Clinton-Dix	M.Hyde
11/16		Phi			L.Guion	M.Daniels	J.Peppers	A.Hawk	C.Matthews	N.Perry	T.Williams	S.Shields	M.Burnett	H.Clinton-Dix	M.H





# INDIVIDUAL STATISTICS, OFFENSE

RECEIVING D.Adams						B.Bostick					J.Boykin					R.Cobb					J.Janis					J.Nelson						
			No	Yds	Avg	Lg	TD	No	Yds	Avg	Lg	TD	No	Yds	Avg	Lg	TD	No	Yds	Avg	Lg	TD	No	Yds	Avg	Lg	TD	No	Yds	Avg	Lg	TD
9/4	at	Sea	0	0	0.0	0	0	(Inactive)					0	0	0.0	0	0	6	58	9.7	23	1	(Inactive)					9	83	9.2	16	0
9/14		NYJ	5	50	10.0	24	0	0	0	0.0	0	0	1	6	6.0	6	0	5	39	7.8	14	2	(Inactive)					9	209	23.2	80t	1
9/21	at	Det	2	11	5.5	9	0	0	0	0.0	0	0	1	11	11.0	11	0	3	29	9.7	13	0	(Inactive)					5	59	11.8	18	0
9/28	at	Chi	2	18	9.0	15	0	0	0	0.0	0	0	(Inactive)					7	113	16.1	46	2	0	0	0.0	0	0	10	108	10.8	23	2
10/2		Min	1	11	11.0	11t	1	0	0	0.0	0	0	(Inactive)					3	34	11.3	20	1	2	16	8.0	9	0	1	66	66.0	66t	1
10/12	at	Mia	6	77	12.8	24	0	0	0	0.0	0	0	(Inactive)					5	58	11.6	28	1	0	0	0.0	0	9	107	11.9	22	1	
10/19		Car	1	21	21.0	21t	1	1	2	2.0	2	0	0	0	0.0	0	0	6	121	20.2	47	1	(Inactive)					4	80	20.0	59t	1
10/26	at	NO	7	75	10.7	16	0	0	0	0.0	0	0	0	0	0.0	0	0	5	126	25.2	70t	1	(Inactive)					3	25	8.3	9	0
11/9		Chi	1	10	10.0	10	0	1	1t	1.0	1	1	0	0	0.0	0	0	4	72	18.0	29	1	(Inactive)					6	152	25.3	73t	2
11/16		Phi	2	13	6.5	7	1	(Inactive)					0	0	0.0	0	0	10	129	12.9	22	0	(Inactive)					4	109	27.3	64	1
11/23	at	Min	1	10	10.0	10	0	(Inactive)					0	0	0.0	0	0	4	58	14.5	29	0	(Inactive)					8	68	8.5	14	0
11/30		NE	6	121	20.2	45	0	0	0	0.0	0	0	1	6	6.0	6	0	7	85	12.1	33	0	(Inactive)					2	53	26.5	45t	1
12/8		Atl	1	6	6.0	6	0	0	0	0.0	0	0	0	0	0.0	0	0	4	58	14.5	23	0	(Inactive)					8	146	18.3	60t	2
12/14	at	Buf	1	6	6.0	6	0	0	0	0.0	0	0	0	0	0.0	0	0	7	96	13.7	20	0	(Inactive)					5	55	11.0	20	0
12/21	at	TB	2	17	8.5	9	0	0	0	0.0	0	0	0	0	0.0	0	0	11	131	11.9	30	0	(Inactive)					9	113	12.6	28	1
12/28		Det	0	0	0.0	0	0	0	0	0.0	0	0	0	0	0.0	0	0	4	80	20.0	34	2	(Inactive)					6	86	14.3	22	0
<b>SEASON</b>			<b>38</b>	<b>446</b>	<b>11.7</b>	<b>45</b>	<b>3</b>	<b>2</b>	<b>3</b>	<b>1.5</b>	<b>2</b>	<b>1</b>	<b>3</b>	<b>23</b>	<b>7.7</b>	<b>11</b>	<b>0</b>	<b>91</b>	<b>1287</b>	<b>14.1</b>	<b>70t</b>	<b>12</b>	<b>2</b>	<b>16</b>	<b>8.0</b>	<b>9</b>	<b>0</b>	<b>98</b>	<b>1519</b>	<b>15.5</b>	<b>80t</b>	<b>13</b>
<b>CAREER</b>			<b>38</b>	<b>446</b>	<b>11.7</b>	<b>45</b>	<b>3</b>	<b>9</b>	<b>123</b>	<b>13.7</b>	<b>26</b>	<b>2</b>	<b>57</b>	<b>731</b>	<b>12.8</b>	<b>52</b>	<b>3</b>	<b>227</b>	<b>3049</b>	<b>13.4</b>	<b>70t</b>	<b>25</b>	<b>2</b>	<b>16</b>	<b>8.0</b>	<b>9</b>	<b>0</b>	<b>400</b>	<b>6109</b>	<b>15.3</b>	<b>93t</b>	<b>49</b>

RECEIVING A.Quarless						R.Rodgers					R.Taylor					D.Harris					J.Kuhn					E.Lacy							
			No	Yds	Avg	Lg	TD	No	Yds	Avg	Lg	TD	No	Yds	Avg	Lg	TD	No	Yds	Avg	Lg	TD	No	Yds	Avg	Lg	TD	No	Yds	Avg	Lg	TD	
9/4	at	Sea	3	26	8.7	18	0	0	0	0.0	0	0	0	0	0.0	0	0	0	0	0.0	0	0	0	0	0	0.0	0	0	3	11	3.7	12	0
9/14		NYJ	1	8	8.0	8	0	0	0	0.0	0	0	0	0	0.0	0	0	0	0	0.0	0	0	1	5	5.0	5	0	2	18	9.0	11	0	
9/21	at	Det	4	43	10.8	18	1	0	0	0.0	0	0	0	0	0.0	0	0	0	0	0.0	0	0	0	0	0.0	0	0	1	9	9.0	9	0	
9/28	at	Chi	0	0	0.0	0	0	2	52	26.0	43	0	0	0	0.0	0	0	0	0	0.0	0	0	0	0	0.0	0	0	1	11	11.0	11	0	
10/2		Min	2	19	9.5	10	0	0	0	0.0	0	0	0	0	0.0	0	0	0	0	0.0	0	0	1	3	3.0	3	0	3	27	9.0	21	0	
10/12	at	Mia	2	11	5.5	7	1	0	0	0.0	0	0	(Not With Team)					0	0	0.0	0	0	0	0	0.0	0	0	0	0	0.0	0	0	
10/19		Car	1	9	9.0	9	0	1	1	1.0	1	0	(Not With Team)					0	0	0.0	0	0	0	0	0.0	0	0	3	10	3.3	5	0	
10/26	at	NO	2	19	9.5	13	0	4	58	14.5	22	0	(Not With Team)					0	0	0.0	0	0	0	0	0.0	0	8	123	15.4	67	0		
11/9		Chi	2	10	5.0	6	1	2	6	3.0	4	0	(Not With Team)					0	0	0.0	0	0	0	0	0.0	0	0	3	68	22.7	56t	1	
11/16		Phi	2	35	17.5	24	0	1	19	19.0	19	0	(Not With Team)					0	0	0.0	0	0	0	0	0.0	0	3	45	15.0	32t	1		
11/23	at	Min	2	50	25.0	34	0	1	1	1.0	1t	1	(Not With Team)					0	0	0.0	0	0	1	9	9.0	9	0	2	13	6.5	10t	1	
11/30		NE	2	17	8.5	9	0	2	35	17.5	32t	1	(Not With Team)					0	0	0.0	0	0	0	0	0.0	0	2	17	8.5	12	0		
12/8		Atl	3	52	17.3	30	0	0	0	0.0	0	0	(Not With Team)					0	0	0.0	0	0	1	6	6.0	6	0	5	33	6.6	13	1	
12/14	at	Buf	1	7	7.0	7	0	0	0	0.0	0	0	(Not With Team)					0	0	0.0	0	0	0	0	0.0	0	2	11	5.5	12	0		
12/21	at	TB	2	17	8.5	16	0	2	13	6.5	8	0	(Not With Team)					0	0	0.0	0	0	0	0	0.0	0	0	1	5	5.0	5	0	
12/28		Det	0	0	0.0	0	0	5	40	8.0	18	0	(Not With Team)					0	0	0.0	0	0	0	0	0.0	0	0	3	26	8.7	15	0	
<b>SEASON</b>			<b>29</b>	<b>323</b>	<b>11.1</b>	<b>34</b>	<b>3</b>	<b>20</b>	<b>225</b>	<b>11.3</b>	<b>43</b>	<b>2</b>	<b>0</b>	<b>0</b>	<b>0.0</b>	<b>0</b>	<b>0</b>	<b>1</b>	<b>11</b>	<b>11.0</b>	<b>11</b>	<b>0</b>	<b>4</b>	<b>23</b>	<b>5.8</b>	<b>9</b>	<b>0</b>	<b>42</b>	<b>427</b>	<b>10.2</b>	<b>67</b>	<b>4</b>	
<b>CAREER</b>			<b>85</b>	<b>909</b>	<b>10.7</b>	<b>34</b>	<b>6</b>	<b>20</b>	<b>225</b>	<b>11.3</b>	<b>43</b>	<b>2</b>	<b>8</b>	<b>45</b>	<b>5.6</b>	<b>11</b>	<b>1</b>	<b>4</b>	<b>32</b>	<b>8.0</b>	<b>11</b>	<b>0</b>	<b>76</b>	<b>516</b>	<b>6.8</b>	<b>32</b>	<b>8</b>	<b>77</b>	<b>684</b>	<b>8.9</b>	<b>67</b>	<b>4</b>	

RECEIVING J.Starks						K.Dorsey					J.Perillo							
			No	Yds	Avg	Lg	TD	No	Yds	Avg	Lg	TD	No	Yds	Avg	Lg	TD	
9/4	at	Sea	2	11	5.5	11	0	(Practice Squad)					(Practice Squad)					
9/14		NYJ	0	0	0.0	0	0	(Practice Squad)					(Practice Squad)					
9/21	at	Det	0	0	0.0	0	0	(Practice Squad)					(Practice Squad)					
9/28	at	Chi	0	0	0.0	0	0	(Practice Squad)					(Practice Squad)					
10/2		Min	2	2	1.0	3	0	(Practice Squad)					(Practice Squad)					
10/12	at	Mia	2	11	5.5	0	0	0	0	0	0	0	(Practice Squad)					
10/19		Car	1	7	7.0	11	0	1	4	4.0	4	0	(Practice Squad)					
10/26	at	NO	0	0	0.0	0	0	0	0	0	0	0	(Practice Squad)					
11/9		Chi	0	0	0.0	0	0	(Injured Reserve)					(Practice Squad)					
11/16		Phi	2	17	8.5	14	0	(Injured Reserve)					0	0	0.0	0	0	0
11/23	at	Min	0	0	0.0	0	0	(Injured Reserve)					0	0	0.0	0	0	
11/30		NE	2	34	17.0	28	0	(Injured Reserve)					(Inactive)					
12/8		Atl	2	26	13.0	14	0	(Injured Reserve)					(Inactive)					
12/14	at	Buf	1	10	10.0	10	0	(Injured Reserve)					(Inactive)					
12/21	at	TB	4	22	5.5	9	0	(Injured Reserve)					(Inactive)					
12/28		Det	0	0	0.0	0	0	(Injured Reserve)					(Inactive)					
<b>SEASON</b>			<b>18</b>	<b>140</b>	<b>7.8</b>	<b>28</b>	<b>0</b>	<b>1</b>	<b>4</b>	<b>4.0</b>	<b>4</b>	<b>0</b>	<b>0</b>	<b>0</b>	<b>0.0</b>	<b>0</b>	<b>0</b>	
<b>CAREER</b>			<b>63</b>	<b>491</b>	<b>7.8</b>	<b>28</b>	<b>1</b>	<b>1</b>	<b>4</b>	<b>4.0</b>	<b>4</b>	<b>0</b>	<b>0</b>	<b>0</b>	<b>0.0</b>	<b>0</b>	<b>0</b>	







# INDIVIDUAL STATISTICS, DEFENSE

S.Barrington						J.Boyd					C.Bradford					M.Burnett					J.Bush					H.Clinton-Dix							
	UT	A	Sk	Int	PD	UT	A	Sk	Int	PD	UT	A	Sk	Int	PD	UT	A	Sk	Int	PD	UT	A	Sk	Int	PD	UT	A	Sk	Int	PD			
9/4	at	Sea	0	0	0-0	0-0	0	0	1	0-0	0-0	0		(Inactive)		6	2	0-0	0-0	0	0	0	0-0	0-0	0	0	4	2	1-0	0-0	1		
9/14		NYJ	0	0	0-0	0-0	0	2	2	0-0	0-0	0		(Inactive)		8	2	0-0	0-0	1	0	0	0-0	0-0	0	0	0	1	0-0	0-0	0		
9/21	at	Det	3	1	0-0	0-0	0	2	4	0-0	0-0	0		(Inactive)		3	1	0-0	0-0	0	0	0	0-0	0-0	0	0	1	1	0-0	1-9	2		
9/28	at	Chi	0	0	0-0	0-0	0	0	2	0-0	0-0	0		(Inactive)		12	2	0-0	0-0	0	2	0	0-0	0-0	0	0	6	0	0-0	0-0	0		
10/2		Min			(Inactive)					(Inactive)				(Inactive)		10	1	0-0	0-0	0	0	0	0-0	0-0	0	0	5	1	0-0	0-0	0		
10/12	at	Mia			(Inactive)		0	1	0-0	0-0	0		(Inactive)		4	1	0-0	0-0	0	2	0	0-0	0-0	0	0	8	1	0-0	0-0	1			
10/19		Car	3	2	0-0	0-0	0	0	1	0-0	0-0	0		(Inactive)		6	1	0-0	0-0	0	2	1	0-0	0-0	1	8	1	0-0	0-0	0			
10/26	at	NO	6	4	0-0	0-0	0	0	0	0-0	0-0	0		(Inactive)				(Inactive)		0	0	0-0	0-0	0	0	4	4	0-0	0-0	0			
11/9		Chi	2	1	1-9	0-0	0	4	0	0-0	0-0	0		(Inactive)		4	2	1-8	0-0	1	0	0	0-0	0-0	0	0	2	2	0-0	0-0	1		
11/16		Phi	1	0	0-0	0-0	0	3	0	0-0	0-0	0		(Inactive)		8	1	0-0	0-0	0	0	0	0-0	0-0	0	0	7	1	0-0	0-0	0		
11/23	at	Min	1	0	0-0	0-0	0	3	1	0-0	0-0	0		(Inactive)		8	1	0-0	0-0	0			(Inactive)		0	8	0	0-0	0-0	2			
11/30		NE	5	2	0-0	0-0	1	1	1	0-0	0-0	0		(Inactive)		4	3	0-0	0-0	0	0	0	0-0	0-0	0	0	5	2	0-0	0-0	3		
12/8		Atl	5	5	0-0	0-0	0	1	0	0-0	0-0	0		(Inactive)		7	1	0-0	1-32	1	0	0	0-0	0-0	0	0	6	0	0-0	0-0	0		
12/14	at	Buf	8	3	0-0	0-0	0	1	2	0-0	0-0	0		(Inactive)		6	6	0-0	0-0	0	0	0	0-0	0-0	0	0	6	3	0-0	0-0	0		
12/21	at	TB	2	3	0-0	0-0	0	0	1	0-0	0-0	0		(Inactive)		8	2	0.5-5	0-0	1	0	0	0-0	0-0	0	0	3	2	0-0	0-0	1		
12/28		Det	6	5	0-0	0-0	1	1	0	0-0	0-0	0		(Inactive)		5	0	0-0	0-0	2	0	0	0-0	0-0	0	0	0	1	0-0	0-0	0		
<b>SEASON</b>			<b>42</b>	<b>26</b>	<b>1-9</b>	<b>0-0</b>	<b>2</b>	<b>18</b>	<b>16</b>	<b>0-0</b>	<b>0-0</b>	<b>0</b>	<b>0</b>	<b>0</b>	<b>0-0</b>	<b>0-0</b>	<b>0</b>	<b>368</b>	<b>122</b>	<b>4.5-41</b>	<b>7-33</b>	<b>43</b>	<b>6</b>	<b>6</b>	<b>1</b>	<b>0-0</b>	<b>0-0</b>	<b>1</b>	<b>73</b>	<b>22</b>	<b>1-0</b>	<b>1-9</b>	<b>11</b>
<b>CAREER</b>			<b>42</b>	<b>26</b>	<b>1-9</b>	<b>0-0</b>	<b>2</b>	<b>22</b>	<b>20</b>	<b>0-0</b>	<b>0-0</b>	<b>0</b>	<b>0</b>	<b>0</b>	<b>0-0</b>	<b>0-0</b>	<b>0</b>	<b>368</b>	<b>122</b>	<b>4.5-41</b>	<b>7-33</b>	<b>43</b>	<b>82</b>	<b>26</b>	<b>1.5-13</b>	<b>4-42</b>	<b>32</b>	<b>73</b>	<b>22</b>	<b>1-0</b>	<b>1-9</b>	<b>11</b>	

M.Daniels						J.Elliott					D.Goodson					L.Guion					A.Hawk					C.Hayward						
	UT	A	Sk	Int	PD	UT	A	Sk	Int	PD	UT	A	Sk	Int	PD	UT	A	Sk	Int	PD	UT	A	Sk	Int	PD	UT	A	Sk	Int	PD		
9/4	at	Sea	5	3	0-0	0-0	0			(Inactive)				(Inactive)		1	2	0-0	0-0	0	5	2	0-0	0-0	0	2	0	0-0	0-0	0		
9/14		NYJ	5	1	1-7	0-0	0			(Inactive)				(Inactive)		2	3	0-0	0-0	0	4	5	0-0	0-0	0	0	0	0-0	0-0	0		
9/21	at	Det	2	3	0-0	0-0	0	0	0	0-0	0-0	0		(Inactive)		3	2	0-0	0-0	0	6	0	0-0	0-0	0	0	1	0	0-0	0-0	0	
9/28	at	Chi	1	2	0-0	0-0	0	1	0	0-0	0-0	0		(Inactive)		0	2	0-0	0-0	0	12	3	0-0	0-0	0	0	3	0	0-0	0-0	0	
10/2		Min	3	1	1.5-13	0-0	0	0	0	0-0	0-0	0		(Inactive)		4	2	1.5-11	0-0	0	6	2	0.5-0	0-0	1	1	1	2	0-0	0-0	2	
10/12	at	Mia	2	2	0-0	0-0	0	0	0	0-0	0-0	0		(Inactive)		4	3	0-0	0-0	0	2	1	0-0	0-0	0	0	2	0	0-0	1-10	1	
10/19		Car	1	1	0-0	0-0	0	0	0	0-0	0-0	0		(Inactive)		1	1	0-0	0-0	0	5	1	0-0	0-0	1	2	1	0-0	1-21	1		
10/26	at	NO	8	0	0-0	0-0	0	0	0	0-0	0-0	0	0	0	0-0	0-0	0	4	1	0-0	0-0	0	4	2	0-0	0-0	0	5	0	0-0	0-0	0
11/9		Chi	0	2	0-0	0-0	0	1	0	0-0	0-0	0		(Inactive)		0	1	0-0	0-0	0	3	2	0-0	0-0	1	2	0	0-0	1-82t	1		
11/16		Phi	1	2	0-0	0-0	0			(Inactive)				(Inactive)		3	2	1-7	0-0	0	5	1	0-0	0-0	0	2	0	0-0	0-0	0		
11/23	at	Min	1	1	1-7	0-0	0	1	0	0-0	0-0	0	0	0	0-0	0-0	0	1	2	0-0	0-0	0	4	3	0-0	0-0	1	1	0	0-0	0-0	0
11/30		NE	2	2	0.5-4.5	0-0	0	0	0	0-0	0-0	0		(Inactive)		1	1	0-0	0-0	0	1	2	0-0	0-0	0	0	0	0	0-0	0-0	0	
12/8		Atl	1	3	0-0	0-0	0	0	0	0-0	0-0	0	0	0	0-0	0-0	0	1	1	0-0	0-0	1	1	0	0-0	0	2	2	0-0	0-0	0	
12/14	at	Buf	4	2	0-0	0-0	0	0	0	0-0	0-0	0	0	0	0-0	0-0	0	3	4	1-8	0-0	0	3	2	0-0	0-0	0	0	0	0-0	0-0	0
12/21	at	TB	3	1	0.5-5	0-0	0	0	0	0-0	0-0	0	0	0	0-0	0-0	0	0	2	0-0	0-0	0	2	2	0-0	0-0	0	2	0	0-0	0-0	0
12/28		Det	3	1	1-9	0-0	0	0	0	0-0	0-0	0	0	0	0-0	0-0	0	3	2	0-0	0-0	0	1	1	0-0	0-0	0	2	0	0-0	0-0	1
<b>SEASON</b>			<b>42</b>	<b>27</b>	<b>5.5-45.5</b>	<b>0-0</b>	<b>0</b>	<b>3</b>	<b>0</b>	<b>0-0</b>	<b>0-0</b>	<b>0</b>	<b>0</b>	<b>0</b>	<b>0-0</b>	<b>0-0</b>	<b>0</b>	<b>31</b>	<b>31</b>	<b>3.5-26</b>	<b>0-0</b>	<b>1</b>	<b>64</b>	<b>29</b>	<b>0.5-0</b>	<b>0-0</b>	<b>4</b>	<b>27</b>	<b>5</b>	<b>0-0</b>	<b>3-113</b>	<b>6</b>
<b>CAREER</b>			<b>75</b>	<b>50</b>	<b>14-100</b>	<b>0-0</b>	<b>1</b>	<b>3</b>	<b>0</b>	<b>0-0</b>	<b>0-0</b>	<b>0</b>	<b>0</b>	<b>0</b>	<b>0-0</b>	<b>0-0</b>	<b>0</b>	<b>96</b>	<b>95</b>	<b>8.5-47</b>	<b>0-0</b>	<b>4</b>	<b>798</b>	<b>320</b>	<b>19-126.5</b>	<b>9-121</b>	<b>43</b>	<b>77</b>	<b>22</b>	<b>0-0</b>	<b>9-194</b>	<b>32</b>

D.House						M.Hyde					B.Jones					D.Jones					J.Lattimore					C.Matthews						
	UT	A	Sk	Int	PD	UT	A	Sk	Int	PD	UT	A	Sk	Int	PD	UT	A	Sk	Int	PD	UT	A	Sk	Int	PD	UT	A	Sk	Int	PD		
9/4	at	Sea	0	0	0-0	0-0	0	2	2	0-0	0-0	0	4	2	0-0	0-0	0	4	1	0-0	0-0	0	0	0	0-0	0-0	0	3	2	0-0	0-0	0
9/14		NYJ	2	1	0-0	0-0	2	3	0	0-0	0-0	0		(Inactive)		2	1	0-0	0-0	0	5	4	0-0	0-0	0	4	1	1-3	0-0	1		
9/21	at	Det	3	0	0-0	1-0	1	5	1	0-0	0-0	1		(Inactive)		1	1	0-0	0-0	0	8	3	0-0	0-0	0	3	1	0-0	0-0	1		
9/28	at	Chi	0	1	0-0	0-0	0	4	0	0-0	0-0	2		(Inactive)		1	1	1-4	0-0	0	5	4	0-0	0-0	1	1	1	1	0-0	1-40	1	
10/2		Min	1	1	0-0	0-0	0	3	1	0-0	0-0	1	0	0	0-0	0-0	0	0	2	0-0	0-0	0	4	3	0-0	1-10	1	1	1	0-0	0-0	0
10/12	at	Mia	2	0	0-0	0-0	1	6	0	0-0	0-0	0	1	0	0-0	0-0	1			(Inactive)		0	2	0-0	0-0	0	0	0	0-0	0-0	1	
10/19		Car	1	1	0-0	0-0	1	3	2	0-0	0-0	0	0	0	0-0	0-0	0			(Inactive)		3	0	0-0	0-0							

# INDIVIDUAL STATISTICS, DEFENSE

		A.Mulumba					M.Neal					M.Pennel					J.Peppers					N.Perry					S.Richardson				
		UT	A	Sk	Int	PD	UT	A	Sk	Int	PD	UT	A	Sk	Int	PD	UT	A	Sk	Int	PD	UT	A	Sk	Int	PD	UT	A	Sk	Int	PD
9/4	at Sea	0	0	0-0	0-0	0	3	2	0-0	0-0	0						4	0	0-0	0-0	0	2	0	0-0	0-0	1	0	0	0-0	0-0	0
9/14	NYJ	0	0	0-0	0-0	0	2	1	0-0	0-0	0						2	1	0-0	0-0	2	2	0	0-0	0-0	0	0	0	0-0	0-0	0
9/21	at Det			(Injured Reserve)			3	2	1-2	0-0	0						2	0	1-6	0-0	0	2	2	0-0	0-0	0	0	0	0-0	0-0	0
9/28	at Chi			(Injured Reserve)			2	0	0-0	0-0	0	1	1	0-0	0-0	0	2	0	0-0	0-0	0	1	0	0-0	0-0	0	1	0	0-0	0-0	0
10/2	Min			(Injured Reserve)			2	0	0-0	0-0	0	2	1	0-0	0-0	0	1	1	0.5-0	1-49t	1	3	0	2-10	0-0	0	0	0	0-0	0-0	1
10/12	at Mia			(Injured Reserve)			1	0	1-7	0-0	0	0	1	0-0	0-0	0	3	2	0-0	0-0	0	2	0	0-0	0-0	0	0	0	0-0	0-0	0
10/19	Car			(Injured Reserve)			0	1	0-0	0-0	0	3	0	0-0	0-0	0	1	4	1.5-9.5	0-0	0	1	0	1-12	0-0	0	4	0	0-0	0-0	0
10/26	at NO			(Injured Reserve)			0	2	0-0	0-0	0	0	3	0-0	0-0	0	1	0	1-4	0-0	0	0	0	0-0	0-0	0	1	2	0-0	0-0	0
11/9	Chi			(Injured Reserve)			3	1	0-0	0-0	0	0	2	0-0	0-0	0	4	0	1-5	0-0	2	1	1	0-0	0-0	0	1	0	0-0	0-0	0
11/16	Phi			(Injured Reserve)			3	1	1-9	0-0	0	0	1	0-0	0-0	0	2	0	0-0	1-52t	1	1	0	0-0	0-0	0	3	0	0-0	0-0	0
11/23	at Min			(Injured Reserve)			2	1	0-0	0-0	0	0	0	0-0	0-0	0	2	2	0-0	0-0	0										
11/30	NE			(Injured Reserve)			0	2	0.5-4.5	0-0	0	0	0	0-0	0-0	0	1	1	0-0	0-0	2	0	0	0-0	0-0	0	0	0	0-0	0-0	0
12/8	Atl			(Injured Reserve)			3	0	0-0	0-0	0	0	0	0-0	0-0	0	3	0	0-0	0-0	0	0	0	0-0	0-0	0	0	0	0-0	0-0	0
12/14	at Buf			(Injured Reserve)			0	1	0-0	0-0	0	1	1	0-0	0-0	0	3	1	0-0	0-0	1	2	0	0-0	0-0	1	0	0	0-0	0-0	0
12/21	at TB			(Injured Reserve)			1	0	1-9	0-0	0	0	0	0-0	0-0	0	2	0	2-17	0-0	0	1	0	0-0	0-0	0	0	0	0-0	0-0	0
12/28	Det			(Injured Reserve)			2	0	0-0	0-0	0	0	1	0-0	0-0	0	0	0	0-0	0-0	2	3	0	0-0	0-0	0	2	2	0-0	0-0	0
<b>SEASON</b>		<b>0</b>	<b>0</b>	<b>0-0</b>	<b>0-0</b>	<b>0</b>	<b>27</b>	<b>14</b>	<b>4.5-31.5</b>	<b>0-0</b>	<b>0</b>	<b>7</b>	<b>11</b>	<b>0-0</b>	<b>0-0</b>	<b>0</b>	<b>33</b>	<b>12</b>	<b>7-41.5</b>	<b>2-101</b>	<b>11</b>	<b>21</b>	<b>3</b>	<b>3-22</b>	<b>0-0</b>	<b>2</b>	<b>12</b>	<b>4</b>	<b>0-0</b>	<b>0-0</b>	<b>1</b>
<b>CAREER</b>		<b>17</b>	<b>17</b>	<b>1-2</b>	<b>0-0</b>	<b>0</b>	<b>81</b>	<b>49</b>	<b>15-93</b>	<b>1-5</b>	<b>1</b>	<b>7</b>	<b>11</b>	<b>0-0</b>	<b>0-0</b>	<b>0</b>	<b>547</b>	<b>218</b>	<b>125.5-768.5</b>	<b>11-342</b>	<b>63</b>	<b>61</b>	<b>34</b>	<b>9-78</b>	<b>0-0</b>	<b>3</b>	<b>23</b>	<b>6</b>	<b>0-0</b>	<b>0-0</b>	<b>2</b>

		S.Shields					T.Williams					C.Banjo				
		UT	A	Sk	Int	PD	UT	A	Sk	Int	PD	UT	A	Sk	Int	PD
9/4	at Sea	1	2	0-0	0-0	2	3	0	0-0	0-0	1					
9/14	NYJ	1	0	0-0	0-0	1	4	2	0-0	1-0	2					
9/21	at Det	6	0	0-0	0-0	0	7	1	0-0	0-0	1					
9/28	at Chi	3	2	0-0	1-62	4	4	4	0-0	0-0	2					
10/2	Min	1	0	0-0	0-0	0	8	1	0-0	0-0	2					
10/12	at Mia	1	1	0-0	1-0	1	3	1	0-0	0-0	0					
10/19	Car			(Injured Reserve)			1	1	0-0	0-0	1					
10/26	at NO			(Injured Reserve)			4	2	0-0	0-0	0					
11/9	Chi	6	1	0-0	0-0	1	2	0	0-0	0-0	0					
11/16	Phi	7	0	0-0	0-0	0	4	2	0-0	1-2	1					
11/23	at Min	2	0	0-0	0-0	1	3	0	0-0	0-0	2					
11/30	NE	0	1	0-0	0-0	1	8	1	0-0	0-0	0					
12/8	Atl	2	1	0-0	0-0	1	2	1	0-0	0-0	1					
12/14	at Buf	1	2	0-0	0-0	0	2	0	0-0	1-0	2	0	0	0-0	0-0	0
12/21	at TB	0	0	0-0	0-0	1	3	0	0-0	0-0	0	0	0	0-0	0-0	0
12/28	Det	1	0	0-0	0-0	0	4	0	0-0	0-0	1	0	0	0-0	0-0	0
<b>SEASON</b>		<b>32</b>	<b>10</b>	<b>0-0</b>	<b>2-62</b>	<b>13</b>	<b>62</b>	<b>16</b>	<b>0-0</b>	<b>3-2</b>	<b>16</b>	<b>0</b>	<b>0</b>	<b>0-0</b>	<b>0-0</b>	<b>0</b>
<b>CAREER</b>		<b>170</b>	<b>37</b>	<b>1-8</b>	<b>15-165</b>	<b>77</b>	<b>371</b>	<b>93</b>	<b>4.5-29.5</b>	<b>28-423</b>	<b>141</b>	<b>10</b>	<b>2</b>	<b>0-0</b>	<b>0-0</b>	<b>2</b>

## DEFENSIVE FUMBLE STATISTICS

### FORCED FUMBLES (10)

C.Matthews — (1) at Seattle, Sept. 4 (P.Harvin)  
 J.Peppers — (1) at Detroit, Sept. 21 (M.Stafford)  
 D.House — (1) at Chicago, Sept. 28 (A.Jeffery)  
 M.Burnett — (1) vs. Minnesota, Oct. 2 (M.Asiatea)  
 C.Matthews — (1) vs. Miami, Oct. 12 (L.Miller)  
 L.Guion — (1) at New Orleans, Oct. 26 (E.Lorig)  
 J.Peppers — (1) vs. Chicago, Nov. 9 (J.Cutler)  
 J.Peppers — (1) at Buffalo, Dec. 14 (A.Dixon)  
 J.Peppers — (1) at Tampa Bay, Dec. 21 (J.McCown)  
 N.Perry — (1) vs. Detroit, Dec. 28 (J.Bell)

### FUMBLE RECOVERIES (8)

J.Peppers — (1) at Detroit, Sept. 21 (M.Stafford)  
 C.Hayward — (1) vs. Minnesota, Oct. 2 (M.Asiatea)  
 J.Peppers — (1) at Miami, Oct. 12 (L.Miller)  
 T.Williams — (1) at New Orleans, Oct. 26 (E.Lorig)  
 J.Peppers — (1) vs. Chicago, Nov. 9 (J.Cutler)  
 N.Perry — (1) vs. Philadelphia, Nov. 16 (M.Sanchez)  
 C.Hayward — (1) vs. Philadelphia, Nov. 16 (M.Sanchez)  
 M.Burnett — (1) vs. Detroit, Dec. 28 (J.Bell)

## INDIVIDUAL STATISTICS, DEFENSE

### QUARTERBACK SACKS (41-261)

9/4	at	Seattle:	(1-0)	H.Clinton-Dix 1-0
9/14		N.Y. Jets:	(2-10)	M.Daniels 1-7, C.Matthews 1-3
9/21	at	Detroit:	(2-8)	M.Neal 1-2, J.Peppers 1-6
9/28	at	Chicago:	(1-4)	D.Jones 1-4
10/2		Minnesota:	(6-34)	N.Perry 2-10, M.Daniels 1.5-13, L.Guion 1.5-11, A.Hawk 0.5-0, J.Peppers 0.5-0
10/12	at	Miami:	(1-7)	M.Neal 1-7
10/19		Carolina:	(3-25)	J.Peppers 1.5-9.5, N.Perry 1-12, C.Matthews 0.5-3.5
10/26	at	New Orleans:	(2-9)	C.Matthews 1-5, Peppers 1-4
11/9		Chicago:	(4-27)	S.Barrington 1-9, M.Burnett 1-8, C.Matthews 1-5, J.Peppers 1-5
11/16		Philadelphia:	(3-26)	L.Guion 1-7, C.Matthews 1-10, M.Neal 1-9
11/23	at	Minnesota:	(2-14)	M.Daniels 1-7, M.Hyde 1-7
11/30		New England:	(1-9)	M.Daniels 0.5-4.5, M.Neal 0.5-4.5
12/8		Atlanta:	(1-1)	C.Matthews 1-1
12/14	at	Buffalo:	(3-18)	C.Matthews 2-10, L.Guion 1-8
12/21	at	Tampa Bay:	(7-54)	C.Matthews 2.5-14.5, J.Peppers 2-17, M.Neal 1-9, M.Burnett 0.5-5, M.Daniels 0.5-5, D.Jones 0.5-3.5
12/28		Detroit:	(2-15)	M.Daniels 1-9, C.Matthews 1-6
<b>SEASON TOTALS: (41-261) C.Matthews 11-58, J.Peppers 7-41.5, M.Daniels 5.5-45.5, M.Neal 4.5-31.5, L.Guion 3.5-26, N.Perry 3-22, M.Burnett 1.5-13, D.Jones 1.5-7.5, S.Barrington 1-9, H.Clinton-Dix 1-0, M.Hyde 1-7, A.Hawk 0.5-0</b>				

### QUARTERBACK HITS (108)

9/4	at	Seattle:	(4)	J.Boyd 1, H.Clinton-Dix 1, A.Hawk 1, J.Peppers 1
9/14		N.Y. Jets:	(12)	M.Daniels 3, M.Neal 2, J.Peppers 2, T.Williams 2, A.Hawk 1, D.Jones 1, C.Matthews 1
9/21	at	Detroit:	(6)	J.Peppers 3, J.Boyd 1, D.Jones 1, C.Matthews 1
9/28	at	Chicago:	(2)	D. Jones 1, M.Neal 1
10/2		Minnesota:	(15)	M.Daniels 4, L.Guion 3, C.Matthews 3, M.Neal 2, H.Clinton-Dix 1, D.Jones 1, L.Robinson 1
10/12	at	Miami:	(9)	J.Boyd 1, M.Daniels 1, L.Guion 1, A.Hawk 1, D.House 1, B.Jones 1, C.Matthews 1, M.Pennel 1, J.Peppers 1
10/19		Carolina:	(6)	C.Matthews 2, J.Boyd 1, L.Guion 1, M.Pennel 1, N.Perry 1
10/26	at	New Orleans:	(4)	S.Barrington 1, M.Daniels 1, L.Guion 1, J.Peppers 1
11/9		Chicago:	(3)	C.Matthews 1, M.Pennel 1, J.Peppers 1
11/16		Philadelphia:	(4)	L.Guion 1, A.Hawk 1, D.Jones 1, C.Matthews 1
11/23	at	Minnesota:	(8)	M.Daniels 3, C.Matthews 2, M.Burnett 1, M.Neal 1, J.Peppers 1
11/30		New England:	(6)	M.Daniels 4, S.Barrington 1, C.Matthews 1
12/8		Atlanta:	(4)	J.Peppers 2, D.Jones 1, C.Matthews 1
12/14	at	Buffalo:	(6)	L.Guion 2, C.Matthews 2, M.Neal 1, J.Peppers 1
12/21	at	Tampa Bay:	(12)	B.Jones 2, C.Matthews 1, J.Peppers 1, S.Barrington 1, M.Burnett 1, M.Daniels 1, M.Neal 1, D.Jones 1, L.Guion 1, J.Elliott 1, M.Hyde 1
12/28		Detroit:	(7)	J.Peppers 3, M.Daniels 2, S.Barrington 1, D.Jones 1
<b>SEASON TOTALS: (108) M.Daniels 19, C.Matthews 17, J.Peppers 17, L.Guion 10, D.Jones 8, M.Neal 8, S.Barrington 4, J.Boyd 4, A.Hawk 4, B.Jones 3, M.Pennel 3, M.Burnett 2, H.Clinton-Dix 2, T.Williams 2, J.Elliott 1, D.House 1, M.Hyde 1, N.Perry 1, L.Robinson 1</b>				

### PASSES DEFENSED (110)

9/4	at	Seattle:	(5)	S.Shields 2, H.Clinton-Dix 1, N.Perry 1, T.Williams 1
9/14		N.Y. Jets:	(9)	D.House 2, J.Peppers 2, T.Williams 2, M.Burnett 1, C.Matthews 1, S.Shields 1
9/21	at	Detroit:	(6)	H.Clinton-Dix 2, D.House 1, M.Hyde 1, C.Matthews 1, T.Williams 1
9/28	at	Chicago:	(10)	S.Shields 4, M.Hyde 2, T.Williams 2, J.Lattimore 1, C.Matthews 1
10/2		Minnesota:	(10)	C.Hayward 2, T.Williams 2, A.Hawk 1, M.Hyde 1, J.Lattimore 1, J.Peppers 1, S.Richardson 1, L.Robinson 1
10/12	at	Miami:	(6)	H.Clinton-Dix 1, C.Hayward 1, D.House 1, B.Jones 1, C.Matthews 1, S.Shields 1
10/19		Carolina:	(5)	J.Bush 1, A.Hawk 1, C.Hayward 1, D.House 1, T.Williams 1
10/26	at	New Orleans:	(3)	D.House 2, M.Hyde 1
11/9		Chicago:	(11)	D.House 2, M.Hyde 2, J.Peppers 2, M.Burnett 1, H.Clinton-Dix 1, A.Hawk 1, C.Hayward 1, S.Shields 1
11/16		Philadelphia:	(5)	M.Hyde 2, C.Matthews 1, J.Peppers 1, T.Williams 1
11/23	at	Minnesota:	(8)	H.Clinton-Dix 2, T.Williams 2, A.Hawk 1, M.Hyde 1, C.Matthews 1, S.Shields 1
11/30		New England:	(7)	H.Clinton-Dix 3, J.Peppers 2, S.Barrington 1, S.Shields 1
12/8		Atlanta:	(8)	D.House 2, M.Burnett 1, L.Guion 1, M.Hyde 1, D.Jones 1, S.Shields 1, T.Williams 1
12/14	at	Buffalo:	(5)	T.Williams 2, B.Jones 1, J.Peppers 1, N.Perry 1
12/21	at	Tampa Bay:	(5)	M.Burnett 1, H.Clinton-Dix 1, M.Hyde 1, D.Jones 1, S.Shields 1
12/28		Detroit:	(7)	M.Burnett 2, J.Peppers 2, S.Barrington 1, C.Hayward 1, T.Williams 1
<b>SEASON TOTALS: (110) T.Williams 16, S.Shields 13, M.Hyde 12, H.Clinton-Dix 11, D.House 11, J.Peppers 11, M.Burnett 6, C.Hayward 6, C.Matthews 6, A.Hawk 4, S.Barrington 2, B.Jones 2, D.Jones 2, J.Lattimore 2, N.Perry 2, J.Bush 1, L.Guion 1, S.Richardson 1, L.Robinson 1</b>				



# INDIVIDUAL STATISTICS, SPECIAL TEAMS

## PUNTING

		T.Masthay							
		No	Yds	Avg	TB	In20	Lg	Bk	Net
9/4	at Sea	4	153	38.3	0	1	57	0	37.5
9/14	NYJ	4	197	49.3	0	0	56	0	46.5
9/21	at Det	5	215	43.0	0	2	48	0	39.8
9/28	at Chi	0	0	0.0	0	0	0	0	0.0
10/2	Min	6	304	50.7	1	5	58	0	45.8
10/12	at Mia	4	172	43.0	1	1	53	1	30.4
10/19	Car	5	276	55.2	1	0	58	0	44.0
10/26	at NO	0	0	0.0	0	0	0	0	0.0
11/9	Chi	3	121	40.3	0	1	47	0	36.0
11/16	Phi	1	40	40.0	0	0	40	1	17.0
11/23	at Min	4	169	42.3	0	2	47	0	41.0
11/30	NE	1	38	38.0	0	0	38	0	35.0
12/8	Atl	1	31	31.0	0	0	31	0	31.0
12/14	at Buf	6	257	42.8	0	1	63	0	30.3
12/21	at TB	2	69	34.5	0	0	43	0	34.5
12/28	Det	3	117	39.0	1	1	47	0	27.7
<b>SEASON</b>		<b>49</b>	<b>2159</b>	<b>44.1</b>	<b>4</b>	<b>14</b>	<b>63</b>	<b>2</b>	<b>37.0</b>
<b>CAREER</b>		<b>309</b>	<b>13676</b>	<b>44.3</b>	<b>23</b>	<b>114</b>	<b>71</b>	<b>3</b>	<b>38.3</b>

## KICKING

		M.Crosby			Kickoffs			
		FG	PAT	Pts	No. Ret	TB	TB Pct	OB
9/4	at Sea	1/1	1/1	4	2	2	50.0	0
9/14	NYJ	3/3	2/2	11	3	4	57.1	0
9/21	at Det	0/0	1/1	1	1	1	33.3	0
9/28	at Chi	1/2	5/5	8	2	5	71.4	0
10/2	Min	0/0	6/6	6	5	2	28.6	0
10/12	at Mia	2/2	3/3	9	2	3	50.0	0
10/19	Car	1/1	5/5	8	2	5	71.4	0
10/26	at NO	3/3	2/2	11	0	4	100.0	1
11/9	Chi	2/2	7/7	13	10	0	0.0	0
11/16	Phi	2/3	5/6	11	4	6	60.0	0
11/23	at Min	1/1	3/3	6	5	0	0.0	0
11/30	New	4/5	2/2	14	4	2	40.0	1
12/8	Atl	3/3	4/5	13	8	1	12.5	0
12/14	at Buf	2/3	1/1	7	2	2	50.0	0
12/21	at TB	2/3	2/2	8	1	4	80.0	0
12/28	Det	0/1	4/4	4	5	0	0.00	0
<b>SEASON</b>		<b>27/33</b>	<b>53/55</b>	<b>134</b>	<b>56</b>	<b>41</b>	<b>41.4</b>	<b>2</b>
<b>CAREER</b>		<b>212/268</b>	<b>401/405</b>	<b>1037</b>	<b>505</b>	<b>185</b>	<b>26.4</b>	<b>14</b>

		T.Masthay			Kickoffs			
		FG	PAT	Pts	No. Ret	TB	TB Pct	OB
9/4	at Sea	-	-	-	1	0	0.0	0
9/14	NYJ	-	-	-	0	0	0.0	0
9/21	at Det	-	-	-	1	0	0.0	0
9/28	at Chi	-	-	-	0	0	0.0	0
10/2	Min	-	-	-	0	0	0.0	0
10/12	at Mia	-	-	-	0	0	0.0	0
10/19	Car	-	-	-	0	0	0.0	0
10/26	at NO	-	-	-	0	0	0.0	0
11/9	Chi	-	-	-	0	0	0.0	0
11/16	Phi	-	-	-	0	0	0.0	0
11/23	at Min	-	-	-	0	0	0.0	0
11/30	New	-	-	-	0	0	0.0	0
12/8	Atl	-	-	-	0	0	0.0	0
12/14	at Buf	-	-	-	0	0	0.0	0
12/21	at TB	-	-	-	0	0	0.0	0
12/28	Det	-	-	-	0	0	0.0	0
<b>SEASON</b>		<b>-</b>	<b>-</b>	<b>-</b>	<b>2</b>	<b>0</b>	<b>0.0</b>	<b>0</b>
<b>CAREER</b>		<b>-</b>	<b>-</b>	<b>-</b>	<b>23</b>	<b>17</b>	<b>42.5</b>	<b>0</b>

## ONSIDE KICK RECOVERIES

### OWN KICKS (0/4)

Failed - G.Salas vs. NYJ (Sept. 14)      Failed - C.Hogan at Buf (Dec. 14)

Failed - Out of bounds at NO (Sept. 26)

Failed - B.Watson at NO (Sept. 26)

### OPPONENT KICKS (0/3)

Failed - S.Richardson vs. Chi (Sept. 28)

Failed - J.Boykin vs. Atl (Dec. 8)

Failed - J.Nelson vs. Atl (Dec. 8)

## BLOCKED KICKS

### PACKERS (1)

### BLOCKED PUNTS

(1) at Miami, Oct. 12 (J.Freeny)  
(1) vs. Philadelphia, Nov. 16 (B.Braman)

### BLOCKED FIELD GOALS

(1) vs. Atlanta, Dec. 8 (B.Jones)

### BLOCKED PATs

(1) vs. Philadelphia, Nov. 16 (B.Bair)  
(1) vs. Atlanta, Dec. 8 (R.Hageman)

### OPPONENTS (7)

(1) at Chicago, Sept. 28 (W.Young)  
(1) at Buffalo, Dec. 14 (M.Williams)  
(1) vs. Detroit, Dec. 28 (I.Abdul-Quddus)

## KICKOFF

		D.Harris					M.Hyde				
		No	Yds	Avg	Lg	TD	No	Yds	Avg	Lg	TD
9/4	at Sea	2	40	20.0	21	0	2	49	24.5	28	0
9/14	NYJ	2	58	29.0	41	0	0	0	0.0	0	0
9/21	at Det	2	51	25.5	26	0	0	0	0.0	0	0
9/28	at Chi	1	20	20.0	20	0	2	47	23.5	25	0
10/2	Min	0	0	0.0	0	0	0	0	0.0	0	0
10/12	at Mia	1	33	33.0	33	0	0	0	0.0	0	0
10/19	Car	1	9	9.0	9	0	0	0	0.0	0	0
10/26	at NO	0	0	0.0	0	0	0	0	0.0	0	0
11/9	Chi	1	20	20.0	20	0	0	0	0.0	0	0
11/16	Phi	3	42	14.0	18	0	0	0	0.0	0	0
11/23	at Min	0	0	0.0	0	0	0	0	0.0	0	0
11/30	NE	4	90	22.5	27	0	0	0	0.0	0	0
12/8	Atl	4	85	21.3	24	0	0	0	0.0	0	0
12/14	at Buf	1	8	8.0	8	0	0	0	0.0	0	0
12/21	at TB	0	0	0.0	0	0	0	0	0.0	0	0
12/28	Det			(Inactive)			0	0	0.0	0	0
<b>SEASON</b>		<b>22</b>	<b>456</b>	<b>20.7</b>	<b>41</b>	<b>0</b>	<b>4</b>	<b>96</b>	<b>24.0</b>	<b>28</b>	<b>0</b>
<b>CAREER</b>		<b>36</b>	<b>764</b>	<b>21.2</b>	<b>41</b>	<b>0</b>	<b>26</b>	<b>627</b>	<b>24.1</b>	<b>70</b>	<b>0</b>

**ADDITIONAL KICKOFF RETURNS:** R.Cobb 1-0 vs. Det (Dec. 28), R.Rodgers 1-0 vs. Chi (Nov. 9)

		R.Cobb					M.Hyde						
		No	Yds	Avg	FC	Lg	TD	No	Yds	Avg	FC	Lg	TD
9/4	at Sea	0	0	0.0	2	0	0	0	0	0.0	0	0	0
9/14	NYJ	1	7	7.0	1	7	0	1	8	8.0	0	8	0
9/21	at Det	2	23	11.5	0	22	0	0	0	0.0	0	0	0
9/28	at Chi	0	0	0.0	0	0	0	0	0	0.0	0	0	0
10/2	Min	3	18	6.0	1	11	0	1	0	0.0	0	0	0
10/12	at Mia	0	0	0.0	0	0	0	2	41	20.5	0	24	0
10/19	Car	2	38	19.0	0	24	0	1	0	0.0	0	0	0
10/26	at NO	0	0	0.0	0	0	0	0	0	0.0	0	0	0
11/9	Chi	2	16	8.0	0	17	0	0	0	0.0	0	0	0
11/16	Phi	0	0	0.0	1	0	0	1	75	75.0	0	75t	1
11/23	at Min	1	3	3.0	1	3	0	2	20	10.0	0	17	0
11/30	NE	0	0	0.0	0	0	0	0	0	0.0	1	0	0
12/8	Atl	0	0	0.0	0	0	0	2	20	10.0	0	16	0
12/14	at Buf	1	5	5.0	0	5	0	1	0	0.0	0	0	0
12/21	at TB	2	2	1.0	1	4	0	2	2	1.0	2	2	0
12/28	Det	0	0	0.0	2	0	0	1	55	55.0	0	55t	1
<b>SEASON</b>		<b>14</b>	<b>112</b>	<b>8.0</b>	<b>9</b>	<b>24</b>	<b>0</b>	<b>14</b>	<b>221</b>	<b>15.8</b>	<b>3</b>	<b>75t</b>	<b>2</b>
<b>CAREER</b>		<b>74</b>	<b>722</b>	<b>9.8</b>	<b>53</b>	<b>80t</b>	<b>2</b>	<b>38</b>	<b>517</b>	<b>13.6</b>	<b>17</b>	<b>93t</b>	<b>3</b>

**ADDITIONAL PUNT RETURNS:** H.Clinton-Dix 1-0 vs. NYJ (Sept. 14)

## SPECIAL TEAMS FUMBLE STATISTICS

### FORCED FUMBLES (2)

J.Boykin — vs. Chi, Nov. 9 (P.O'Donnell)

J.Boykin — vs. Phi, Nov. 16 (C.Polk)

### FUMBLE RECOVERIES (1)

H.Clinton-Dix — at Sea, Sept. 4 (E.Thomas)

# DRIVE STATISTICS

## PACKERS SCORING DRIVES (game-by-game)

Date	Opponent	Plays	Yards	Time	Result	Qtr	Scoring Play	Quarterback
9/4	at Seattle	6	34	3:07	TD	1	J.Kuhn 2 run	A.Rodgers
9/4	at Seattle	12	79	6:08	FG	2	M.Crosby 23 field goal	A.Rodgers
9/4	at Seattle	10	82	5:24	TD	4	A.Rodgers 3 pass to R.Cobb	A.Rodgers
9/14	vs. N.Y. Jets	11	67	4:18	FG	1	M.Crosby 31 field goal	A.Rodgers
9/14	vs. N.Y. Jets	13	62	4:55	FG	2	M.Crosby 20 field goal	A.Rodgers
9/14	vs. N.Y. Jets	5	17	1:12	FG	2	M.Crosby 55 field goal	A.Rodgers
9/14	vs. N.Y. Jets	10	97	1:44	TD	2	A.Rodgers 6 pass to R.Cobb	A.Rodgers
9/14	vs. N.Y. Jets	8	67	3:40	TD	3	A.Rodgers 1 pass to R.Cobb	A.Rodgers
9/14	vs. N.Y. Jets	1	80	0:13	TD	3	A.Rodgers 80 pass to J.Nelson	A.Rodgers
9/21	at Detroit	9	59	3:07	TD	1	A.Rodgers 10 pass to A.Quarless	A.Rodgers
9/28	at Chicago	6	81	2:22	TD	1	E.Lacy 2 run	A.Rodgers
9/28	at Chicago	10	78	3:47	TD	2	A.Rodgers 3 pass to J.Nelson	A.Rodgers
9/28	at Chicago	7	61	2:47	TD	2	A.Rodgers 22 pass to R.Cobb	A.Rodgers
9/28	at Chicago	8	35	4:03	FG	3	M.Crosby 53 field goal	A.Rodgers
9/28	at Chicago	6	35	3:01	TD	3	A.Rodgers 11 pass to J.Nelson	A.Rodgers
9/28	at Chicago	4	11	1:41	TD	4	A.Rodgers 3 pass to R.Cobb	A.Rodgers
10/2	vs. Minnesota	4	61	2:04	TD	1	A.Rodgers 8 pass to R.Cobb	A.Rodgers
10/2	vs. Minnesota	4	81	1:32	TD	1	A.Rodgers 66 pass to J.Nelson	A.Rodgers
10/2	vs. Minnesota	3	20	1:15	TD	2	A.Rodgers 11 pass to D.Adams	A.Rodgers
10/2	vs. Minnesota	6	70	2:59	TD	3	E.Lacy 11 run	A.Rodgers
10/2	vs. Minnesota	7	52	4:49	TD	3	E.Lacy 10 run	A.Rodgers
10/12	at Miami	9	80	4:51	TD	1	A.Rodgers 9 pass to J.Nelson	A.Rodgers
10/12	at Miami	6	11	3:49	FG	2	M.Crosby 43 field goal	A.Rodgers
10/12	at Miami	13	80	8:04	TD	3	A.Rodgers 5 pass to R.Cobb	A.Rodgers
10/12	at Miami	11	68	5:04	FG	4	M.Crosby 30 field goal	A.Rodgers
10/12	at Miami	11	60	2:01	TD	4	A.Rodgers 4 pass to A.Quarless	A.Rodgers
10/19	vs. Carolina	6	80	3:09	TD	1	A.Rodgers 59 pass to J.Nelson	A.Rodgers
10/19	vs. Carolina	9	56	4:10	TD	1	E.Lacy 5 run	A.Rodgers
10/19	vs. Carolina	5	62	2:08	TD	1	J.Starks 13 run	A.Rodgers
10/19	vs. Carolina	9	94	5:57	TD	2	A.Rodgers 3 pass to R.Cobb	A.Rodgers
10/19	vs. Carolina	4	58	1:54	TD	3	A.Rodgers 21 pass to D.Adams	A.Rodgers
10/19	vs. Carolina	5	33	2:10	FG	3	M.Crosby 34 field goal	A.Rodgers
10/26	at New Orleans	5	80	2:03	TD	1	A.Rodgers 70 pass to R.Cobb	A.Rodgers
10/26	at New Orleans	7	67	3:12	FG	1	M.Crosby 31 field goal	A.Rodgers
10/26	at New Orleans	9	49	3:34	FG	2	M.Crosby 49 field goal	A.Rodgers
10/26	at New Orleans	9	71	4:01	FG	2	M.Crosby 27 field goal	A.Rodgers
10/26	at New Orleans	11	80	4:44	TD	4	A.Rodgers 14 run	A.Rodgers
11/9	vs. Chicago	12	71	5:44	TD	1	A.Rodgers 1 pass to B.Bostick	A.Rodgers
11/9	vs. Chicago	4	23	2:01	TD	1	A.Rodgers 4 pass to A.Quarless	A.Rodgers
11/9	vs. Chicago	3	72	0:34	TD	2	A.Rodgers 73 pass to J.Nelson	A.Rodgers
11/9	vs. Chicago	4	54	1:30	TD	2	A.Rodgers 40 pass to J.Nelson	A.Rodgers
11/9	vs. Chicago	5	95	3:10	TD	2	A.Rodgers 56 pass to E.Lacy	A.Rodgers
11/9	vs. Chicago	6	32	0:48	TD	2	A.Rodgers 18 pass to R.Cobb	A.Rodgers
11/9	vs. Chicago	4	6	1:01	FG	3	M.Crosby 20 field goal	A.Rodgers
11/9	vs. Chicago	6	46	2:17	FG	3	M.Crosby 52 field goal	M.Flynn
11/16	vs. Philadelphia	7	75	2:02	FG	1	M.Crosby 27 field goal	A.Rodgers
11/16	vs. Philadelphia	13	88	6:47	TD	1	A.Rodgers 6 pass to D.Adams	A.Rodgers
11/16	vs. Philadelphia	6	80	2:29	TD	2	A.Rodgers 27 pass to J.Nelson	A.Rodgers
11/16	vs. Philadelphia	10	80	5:43	TD	2	E.Lacy 1 run	A.Rodgers
11/16	vs. Philadelphia	9	48	4:21	FG	3	M.Crosby 33 field goal	A.Rodgers
11/16	vs. Philadelphia	6	80	2:41	TD	4	A.Rodgers 32 pass to E.Lacy	A.Rodgers
11/23	at Minnesota	6	54	3:10	TD	1	E.Lacy 1 run	A.Rodgers
11/23	at Minnesota	4	53	1:59	TD	2	A.Rodgers 1 pass to R.Rodgers	A.Rodgers
11/23	at Minnesota	9	50	4:01	FG	3	M.Crosby 48 field goal	A.Rodgers
11/23	at Minnesota	11	87	6:18	TD	4	A.Rodgers 10 pass to E.Lacy	A.Rodgers
11/30	vs. New England	9	58	3:46	FG	1	M.Crosby 32 field goal	A.Rodgers
11/30	vs. New England	11	66	5:49	FG	1	M.Crosby 35 field goal	A.Rodgers
11/30	vs. New England	4	85	1:45	TD	1	A.Rodgers 32 pass to R.Rodgers	A.Rodgers
11/30	vs. New England	13	57	7:05	FG	2	M.Crosby 33 field goal	A.Rodgers
11/30	vs. New England	5	81	0:55	TD	2	A.Rodgers 45 pass to J.Nelson	A.Rodgers
11/30	vs. New England	11	65	5:10	FG	4	M.Crosby 28 field goal	A.Rodgers
12/8	vs. Atlanta	7	81	3:47	TD	1	J.Starks 3 run	A.Rodgers
12/8	vs. Atlanta	13	80	7:05	TD	2	E.Lacy 1 run	A.Rodgers
12/8	vs. Atlanta	12	63	5:56	FG	2	M.Crosby 38 field goal	A.Rodgers
12/8	vs. Atlanta	4	15	2:07	TD	2	A.Rodgers 1 pass to E.Lacy	A.Rodgers
12/8	vs. Atlanta	8	53	2:11	TD	2	A.Rodgers 10 pass to J.Nelson	A.Rodgers
12/8	vs. Atlanta	8	62	4:23	FG	3	M.Crosby 33 field goal	A.Rodgers
12/8	vs. Atlanta	4	74	1:55	TD	4	A.Rodgers 60 pass to J.Nelson	A.Rodgers
12/8	vs. Atlanta	4	6	1:42	FG	4	M.Crosby 53 field goal	A.Rodgers
12/14	at Buffalo	10	53	3:24	FG	1	M.Crosby 45 field goal	A.Rodgers
12/14	at Buffalo	7	80	2:55	TD	2	E.Lacy 1 run	A.Rodgers
12/14	at Buffalo	10	66	4:32	FG	4	M.Crosby 34 field goal	A.Rodgers
12/21	at Tampa Bay	7	82	2:59	TD	1	E.Lacy 44 run	A.Rodgers
12/21	at Tampa Bay	9	51	4:02	FG	2	M.Crosby 42 field goal	A.Rodgers
12/21	at Tampa Bay	12	56	6:26	FG	4	M.Crosby 25 field goal	A.Rodgers
12/21	at Tampa Bay	9	71	4:02	TD	4	A.Rodgers 1 pass to J.Nelson	A.Rodgers
12/28	vs. Detroit	6	69	3:55	TD	2	A.Rodgers 4 pass to R.Cobb	A.Rodgers
12/28	vs. Detroit	7	60	4:01	TD	3	A.Rodgers 13 pass to R.Cobb	A.Rodgers
12/28	vs. Detroit	9	42	4:43	TD	4	A.Rodgers 1 run	A.Rodgers

## Scoring-Drive Length

Length (minus)	Packers		Opponent	
	TD	FG	TD	FG
0	0	0	0	0
0-9	0	2	1	1
10-19	2	2	0	3
20-29	2	0	0	2
30-39	3	2	1	1
40-49	1	4	3	6
50-59	8	6	2	1
60-69	7	8	2	5
70-79	6	3	13	2
80-89	21	0	15	0
90-99	2	0	0	0
<b>SEASON</b>	<b>52</b>	<b>27</b>	<b>37</b>	<b>21</b>

## Possessions at a glance

Reg. Season	No.	Avg. Snaps	*3-Plays & Out	Snaps/ TD
Packers	169	5.9	23	19.3
Opponent	175	6.0	30	28.5

\*—less if turnover, no first downs or score

## Game-Opening Drives

Game		Packers			Opponent		
		Pts	FD	Yds	Pts	FD	Yds
9/4	at Sea	0	2	26	3	3	48
9/14	NYJ	0	0	-2	7	2	16
9/21	at Det	0	0	3	0	1	13
9/28	at Chi	7	4	81	7	7	80
10/2	Min	0	0	8	0	0	-4
10/12	at Mia	7	5	80	3	1	20
10/19	Car	7	3	80	0	0	3
10/26	at NO	7	2	80	7	4	80
11/9	Chi	7	5	71	0	2	28
11/16	Phi	3	2	75	0	2	31
11/23	at Min	0	1	17	0	1	26
11/30	NE	3	4	58	0	1	20
12/8	Atl	7	5	81	7	5	72
12/14	at Buf	0	1	15	0	1	19
12/21	at TB	0	0	9	0	0	6
12/28	Det	0	4	62	0	0	3
<b>SEASON</b>		<b>48</b>	<b>38</b>	<b>744</b>	<b>34</b>	<b>30</b>	<b>461</b>

## Second-Half Opening Drives

Game		Packers			Opponent		
		Pts	FD	Yds	Pts	FD	Yds
9/4	at Sea	0	0	0	0	2	33
9/14	NYJ	0	0	7	0	1	16
9/21	at Det	0	1	20	0	5	80
9/28	at Chi	3	2	35	0	3	61
10/2	Min	7	4	70	0	0	5
10/12	at Mia	7	6	80	7	3	80
10/19	Car	7	2	58	0	2	38
10/26	at NO	0	3	53	0	1	38
11/9	Chi	0	0	0	0	0	-7
11/16	Phi	0	0	-12	0	1	35
11/23	at Min	0	2	8	0	0	-1
11/30	NE	0	2	32	0	0	-3
12/8	Atl	0	0	3	7	2	82
12/14	at Buf	0	1	19	3	3	40
12/21	at TB	0	4	66	0	0	6
12/28	Det	0	0	-1	7	5	51
<b>SEASON</b>		<b>24</b>	<b>23</b>	<b>438</b>	<b>24</b>	<b>28</b>	<b>554</b>

# DRIVE STATISTICS

## YARDS-GAINED ANALYSIS

	1st Down . . . .			2nd Down . . . .			3rd Down . . . .			4th Down . . . .			Season . . . . .			By Quarter . . . . .				By Half . . . . .		
	Att	Yds	Avg	Att	Yds	Avg	Att	Yds	Avg	Att	Yds	Avg	Att	Yds	Avg	1st	2nd	3rd	4th	1st	2nd	OT
Packers	466	2808	6.0	328	1964	6.0	197	1382	7.0	10	24	2.4	1001	6178	6.2	1979	1711	1251	1237	3690	2488	0
Opponents	468	2454	5.2	352	1907	5.4	206	1083	5.3	25	98	3.5	1054	5542	5.3	969	1735	1453	1385	2704	2838	0

## DRIVE ENGINEERING

QB	Drives		Drives ended by . . . . .			BLK	DOWN	TO	SAF	CLK	Points Yielded
	Started	TD	FG	MFG	PUNT						
A.Rodgers	152	52	26	6	43	1	6	10	3	5	453
M.Flynn	17	0	1	0	6	1	0	2	0	7	3
<b>Packers</b>	<b>169</b>	<b>52</b>	<b>27</b>	<b>6</b>	<b>49</b>	<b>2</b>	<b>6</b>	<b>12</b>	<b>3</b>	<b>12</b>	<b>456</b>
<b>Opponents</b>	<b>175</b>	<b>37</b>	<b>21</b>	<b>3</b>	<b>62</b>	<b>0</b>	<b>13</b>	<b>26</b>	<b>1</b>	<b>12</b>	<b>330</b>

## RED-ZONE EFFICIENCY

	Regular Season	
	Packers	Opponent
Times Penetrated Opponent 20 . . . . .	64	48
Total Scores . . . . .	55	40
Touchdowns . . . . .	37	27
Field Goals-Attempts . . . . .	18-19	13-13
Touchdown Percentage . . . . .	.578	.563
Scoring Percentage . . . . .	.859	.833
Turnovers . . . . .	2	3
Downs . . . . .	4	4
Missed Field Goals . . . . .	1	0
Time Ran Out . . . . .	2	1
Ended Not Trying To Score . . . . .	1	0
Scores From Outside/At 20 . . . . .	24	18
Touchdowns . . . . .	15	10
Field Goals . . . . .	9	8

## AVERAGE FIELD POSITION

	Regular Season	
	Packers	Opponent
Drives Started . . . . .	169	175
Average Field Position . . . . .	GB29	OPP28
Drives Started in Plus Territory . . . . .	14	15
Scores . . . . .	11	9
Touchdowns . . . . .	7	5
Field Goals . . . . .	4	4
Missed Field Goals . . . . .	1	0
Punts . . . . .	1	2
Turnovers . . . . .	0	1
Turnover on Downs . . . . .	0	2
Ran Out Clock . . . . .	0	0
Did Not Attempt to Score . . . . .	1	1
Drives Started Inside Own 20 . . . . .	40	38

## GOAL-TO-GO SITUATIONS

	Summary . . . . .					GTG Plays . . . . .					
	Total	TD	Pct	FG	MFG	TO	CLK	DOWN	Plays	TD	Pct
Packers	37	25	.676	6	1	2	0	3	93	25	.269
Opponents	29	18	.620	5	0	1	1	4	75	18	.240



# 2014 SUPERLATIVES

## LONGEST RETURNS

### Packers

Type	Yards	Opp. Date	Player
Interception	82t	vs. Chi, Nov. 9	C.Hayward
Punt	75t	vs. Phi, Nov. 16	M.Hyde
Interception	62	at Chi, Sept. 28	S.Shields
Punt	55t	vs. Det, Dec. 28	M.Hyde
Interception	52t	vs. Phi, Nov. 16	J.Peppers

No. of returns 20-plus yards in length: 27  
 No. of returns 40-plus yards in length: 8

### Opponent

Type	Yards	Opp. Date	Player
Kickoff	101t	vs. Chi, Nov. 9	C.Williams
Punt	75t	at Buf, Dec. 14	M.Thigpen
Kickoff	54	at Mia, Oct. 12	J.Landry
Kickoff	42	at Min, Nov. 23	C.Patterson
Kickoff	41	vs. Det, Dec. 28	J.Ross

No. of returns 20-plus yards in length: 34  
 No. of returns 40-plus yards in length: 6

## LONGEST PLAYS FROM SCRIMMAGE

### Packers

Yards	Opp.	Play
80t	vs. NYJ	A.Rodgers to J.Nelson
73t	vs. Chi	A.Rodgers to J.Nelson
70t	at NO	A.Rodgers to R.Cobb
67	at NO	A.Rodgers to E.Lacy
66t	vs. Min	A.Rodgers to J.Nelson

### Long run:

44t	at TB	E.Lacy
41	vs. Atl	J.Starks
37	vs. Phi	E.Lacy
29	vs. Min	E.Lacy
24	vs. NE	E.Lacy
24	at Buf	A.Rodgers

No. plays 20-plus yards: 73  
 No. plays 40-plus yards: 17

### Opponent

Yards	Opp.	Play
79	vs. Atl	M.Ryan to J.Jones
52	at Det	M.Stafford to C.Fuller
50t	at NO	D.Brees to B.Cooks
45t	vs. Chi	J.Cutler to B.Marshall
45	at NO	D.Brees to K.Stills

### Long run:

40	at Mia	R.Tannehill
39	vs. NYJ	G.Smith (2), lateral to J.Kerley (37)
28	at NO	M.Ingram
26t	at Det	R.Bush
23	vs. Chi	A.Jeffery

No. plays 20-plus yards: 58  
 No. plays 40-plus yards: 9

# MISCELLANEOUS

## WEEKLY INACTIVES

9/4	at Seattle:	B.Bostick, C.Bradford, J.Elliott, D.Goodson, J.Janis, M.Pennel, S.Tolzien
9/14	N.Y. Jets:	C.Bradford, B.Bulaga, J.Elliott, D.Goodson, J.Janis, B.Jones, S.Tolzien
9/21	at Detroit:	C.Bradford, D.Goodson, J.Janis, B.Jones, M.Pennel, S.Tolzien
9/28	at Chicago:	J.Boykin, C.Bradford, G.Gerhart, D.Goodson, B.Jones, S.Tolzien
10/2	Minnesota:	J.Boykin, S.Barrington, J.Boyd, C.Bradford, G.Gerhart, D.Goodson, S.Tolzien
10/12	at Miami:	J.Boykin, S.Barrington, C.Bradford, G.Gerhart, D.Goodson, D.Jones, S.Tolzien
10/19	Carolina:	C.Bradford, G.Gerhart, D.Goodson, J.Janis, D.Jones, S.Shields, S.Tolzien
10/26	at New Orleans:	C.Bradford, M.Burnett, G.Gerhart, J.Janis, D.Jones, S.Shields, S.Tolzien
11/9	Chicago:	C.Bradford, D.Goodson, J.Janis, J.Lattimore, J.Meredith, L.Robinson, S.Tolzien
11/16	Philadelphia:	B.Bostick, C.Bradford, J.Elliott, D.Goodson, J.Janis, L.Robinson, S.Tolzien
11/23	at Minnesota:	B.Bostick, C.Bradford, J.Bush, G.Gerhart, J.Janis, N.Perry, S.Tolzien
11/30	New England:	C.Bradford, G.Gerhart, D.Goodson, J.Janis, J.Perillo, L.Robinson, S.Tolzien
12/8	Atlanta:	C.Bradford, B.Gaston, G.Gerhart, J.Janis, J.Lattimore, J.Perillo, S.Tolzien
12/14	at Buffalo:	C.Bradford, B.Gaston, G.Gerhart, D.House, J.Janis, J.Perillo, S.Tolzien
12/21	at Tampa Bay:	C.Bradford, B.Gaston, G.Gerhart, D.House, J.Janis, J.Perillo, S.Tolzien
12/28	Detroit:	C.Bradford, B.Gaston, G.Gerhart, D.Harris, D.House, J.Janis, J.Perillo

**SEASON TOTALS:** C.Bradford (16), S.Tolzien (15), J.Janis (13), G.Gerhart (11), D.Goodson (10), J.Perillo (5), B.Gaston (4), B.Bostick (3), J.Boykin (3), J.Elliott (3), D.House (3), B.Jones (3), D.Jones (3), L.Robinson (3), S.Barrington (2), J.Lattimore (2), M.Pennel (2), S.Shields (2), J.Boyd (1), B.Bulaga (1), M.Burnett (1), J.Bush (1), D.Harris (1), J.Meredith (1), N. Perry (1)

## TIME SPENT IN THE LEAD

Opponent	Packers	
	In Lead	Trailing
9/4 at Sea	3:25	53:54
9/14 NYJ	20:32	37:16
9/21 at Det	0:00	54:11
9/28 at Chi	37:24	8:56
10/2 Min	54:39	0:00
10/12 at Mia	28:24	14:12
10/19 Car	56:51	0:00
10/26 at NO	17:10	24:25
11/9 Chi	53:47	0:00
11/16 Phi	57:58	0:00
11/23 at Min	41:51	0:00
11/30 NE	56:14	0:00
12/8 Atl	44:55	0:00
12/14 at Buf	8:28	27:16
12/21 at TB	45:11	0:00
12/28 Det	45:48	0:00
<b>SEASON</b>	<b>9:47:19</b>	<b>3:40:10</b>
<b>SEASON AVG</b>	<b>37:09</b>	<b>14:15</b>

## TWO-POINT CONVERSIONS

**Packers (1-3):** A.Rodgers-R.Cobb pass vs. NYJ (Sept. 14)

**Opponent (1-3):** T.Bridgewater-Ch.Johnson pass at Min (Nov. 23)

## NON-OFFENSIVE SCORES

### REGULAR SEASON

**Packers (7):** J.Peppers 49-yard interception return vs. Min, Oct. 2; C.Hayward 82-yard interception return vs. Chi, Nov. 9; M.Hyde 75-yard punt return vs. Phi, Nov. 16; J.Peppers 52-yard interception return vs. Phi, Nov. 16; C.Hayward 49-yard fumble return vs. Phi, Nov. 16; M.Hyde 55-yard punt return vs. Detroit, Dec. 28; Team, penalty on M.Stafford enforced in end zone for safety vs. Detroit, Dec. 28

**Opponent (5):** D.Sherrod tackled in end zone by T.McDaniel for a safety at Sea, Sept. 4; D.Carey 40-yard fumble return at Det, Sept. 21; E.Lacy tackled in end zone by D.Levy for a safety at Det, Sept. 21, M.Thigpen 75-yard punt return at Buf, Dec. 14, E.Lacy recovered ball in end zone, play blown dead for safety at Buf, Dec. 14

# PENALTIES AND REPLAY CHALLENGES

## PENALTY STATISTICS

	Packers	Opponent
Times Penalized after Offensive Gain	16	15
Gains Wiped Out, Offensive Penalties	212	129
Touchdowns Cost	3	0
Field Goals Cost	0	0
First Downs Lost	8	5
Intentional-Grounding Penalties	2	2
Defensive Pass Interference, Times Flagged	5	7
Yards Given Up	65	183
Defensive 3rd/4th Down Flags (kept drive alive)	10	12
Kick/Punt Return Penalties	3	8
Return Yards Wiped Out	16	93

**Regular-season touchdowns nullified — GREEN BAY (3):** A.Rodgers 34-yard pass to D.Adams at Chi (Sept. 28); E.Lacy 1-yard run at Chi (Sept. 28); C.Matthews 22-yard interception return vs. Car (Oct. 19)

**OPPONENTS (0):**

## 2014 REPLAY CHALLENGES

### PACKERS (0/3)

Date	Opp.	Initial Ruling	Ruling
9/14	vs. NYJ	G.Smith 14 pass to E.Decker, first down	Upheld
10/19	vs. Car	P.Brown down by contact, no fumble	Upheld
11/9	vs. Chi	J.Cutler 3 pass to B.Marshall	Upheld

### OPPONENTS (3/5)

Date	Opp.	Initial Ruling	Ruling
9/14	vs. NYJ	A.Rodgers 12 pass to J.Nelson, first down	Reversed, ball hit ground, incomplete
10/19	vs. Car	C.Newton for no gain, short of first down	Upheld
10/26	at NO	A.Rodgers 7 pass to D.Adams, first down	Reversed, short of first down
12/21	at TB	A.Rodgers sacked for -8	Reversed, fumble recovered by Tampa Bay
12/28	vs. Det	A.Rodgers 5 pass to E.Lacy, first down	Upheld

### REPLAY ASSISTANT (5/10)

*Last two minutes of the half, overtime, turnovers and scoring plays*

Date	Opp.	Initial Ruling	Ruling
9/14	vs. NYJ	C.Ivory 4 run, touchdown	Upheld
9/14	vs. NYJ	G.Smith fumble recovered by D.Jones	Reversed, incomplete pass
9/21	at Det	D.House interception, touchback	Reversed, D.House down at 1-yard line
9/28	at Chi	M.Bennett down by contact at Green Bay 1-yard line	Upheld
9/28	at Chi	T.Williams interception	Reversed, incomplete pass
11/23	at Min	A.Rodgers 10 pass to E.Lacy, touchdown	Upheld
11/30	vs. NE	A.Rodgers 45 pass to J.Nelson, touchdown	Upheld
12/8	vs. Atl	L.Guion interception	Reversed, incomplete pass
12/28	vs. Det	A.Rodgers 1 run, touchdown	Upheld
12/28	vs. Det	J.Bell 3 run, two-point conversion successful	Reversed, conversion failed

## 2014 PENALTIES ACCEPTED (92)

### OFFENSE (43)

**Delay of Game (6)** — A.Rodgers at NO (Oct. 26), A.Rodgers vs. NE (Nov. 30), A.Rodgers vs. Atl (Dec. 8), A.Rodgers at TB (Dec. 21), A.Rodgers vs. Det (Dec. 28), T.Masthay vs. Det (Dec. 28)

**False Start (11)** — J.Sitton at Det (Sept. 21), B.Bulaga vs. Min (Oct. 2), J.Starks vs. Car (Oct. 19), D.Sherrod vs. Car (Oct. 19), D.Bakhtiari at NO (Oct. 26), D.Adams at NO (Oct. 26), B.Bulaga at Min (Nov. 23), A.Quarless vs. Atl (Dec. 8), B.Bulaga at Buf (Dec. 14), J.Kuhn at Buf (Dec. 14), C.Linsley vs. Det (Dec. 28)

**Holding (18)** — D.Bakhtiari at Sea (Sept. 4), T.Lang at Sea (Sept. 4), C.Linsley (2) at Chi (Sept. 28), A.Quarless at Chi (Sept. 28), D.Bakhtiari at Chi (Sept. 28), J.Kuhn vs. Min (Oct. 2), D.Bakhtiari at NO (Oct. 26), B.Bulaga vs. Chi (Nov. 9), L.Taylor vs. Phi (Nov. 16), J.Nelson at Min (Nov. 23), D.Bakhtiari at Min (Nov. 23), B.Bulaga vs. NE (Nov. 30), T.Lang vs. Atl (Dec. 8), D.Bakhtiari at Buf (Dec. 14), J.Sitton at Buf (Dec. 14), C.Linsley at TB (Dec. 21), D.Bakhtiari vs. Det (Dec. 28)

**Illegal Block Above the Waist (1)** — D.Adams at Min (Nov. 23)

**Illegal Formation (1)** — J.Tretter at TB (Dec. 21)

**Illegal Use of Hands (1)** — J.Sitton at NO (Oct. 26)

**Intentional Grounding (2)** — A.Rodgers at Mia (Oct. 12), A.Rodgers vs. Phi (Nov. 16)

**Pass Interference (1)** — D.Adams at NO (Oct. 26)

**Personal Foul (1)** — J.Tretter vs. Phi (Nov. 16)

**Unsportsmanlike Conduct (1)** — D.Bakhtiari at Sea (Sept. 4)

### DEFENSE (36)

**Face Mask (2)** — C.Hayward at Sea (Sept. 4), M.Hyde vs. Atl (Dec. 8)

**Holding (4)** — B.Jones at Sea (Sept. 4), T.Williams at Det (Sept. 21), D.House vs. Chi (Nov. 9), M.Hyde at Min (Nov. 23)

**Illegal Contact (4)** — B.Jones at Sea (Sept. 4), D.House vs. Car (Oct. 19), M.Hyde at NO (Oct. 26), T.Williams vs. NE (Nov. 30)

**Illegal Substitution (1)** — Team at Chi (Sept. 28)

**Illegal Use of Hands (5)** — M.Daniels vs. NYJ (Sept. 14), J.Peppers at Chi (Sept. 28), M.Daniels vs. Min (Oct. 2), B.Jones at Mia (Oct. 12), N.Perry vs. Chi (Nov. 9)

**Neutral Zone Infraction (3)** — M.Neal at Min (Nov. 23), M.Daniels vs. NE (Nov. 30), S.Barrington at Buf (Dec. 14)

**Offside (5)** — J.Peppers at Sea (Sept. 4), L.Guion vs. Min (Oct. 2), L.Robinson vs. Min (Oct. 2), L.Guion vs. Atl (Dec. 8), J.Boyd at Buf (Dec. 14)

**Pass Interference (5)** — T.Williams at Det (Sept. 21), H.Clinton-Dix at Chi (Sept. 28), D.House at Mia (Oct. 12), T.Williams vs. Car (Oct. 19), D.House at NO (Oct. 26)

**Roughing the Passer (2)** — M.Neal at Min (Nov. 23), B.Jones vs. Det (Dec. 28)

**Unnecessary Roughness (4)** — S.Shields at Chi (Sept. 28), H.Clinton-Dix vs. Chi (Nov. 9), C.Matthews vs. Chi (Nov. 9), S.Barrington at Buf (Dec. 14)

**Unsportsmanlike Conduct (1)** — C.Matthews vs. Car (Oct. 19)

### SPECIAL TEAMS (12)

**False Start (2)** — B.Bostick at Det (Sept. 21), J.Peppers at Mia (Oct. 12)

**Holding (5)** — B.Bostick at Det (Sept. 21), D.Jones at Chi (Sept. 28), S.Richardson at Buf (Dec. 14), S.Shields at TB (Dec. 21), C.Banjo at TB (Dec. 21)

**Illegal Formation (1)** — B.Bostick at Buf (Dec. 14)

**Interference with Opportunity to Catch (1)** — D.Goodson at Min (Nov. 23)

**Running Into the Kicker (1)** — M.Daniels at Sea (Sept. 4)

**Taunting (1)** — J.Bush vs. NYJ (Sept. 14)

**Unsportsmanlike Conduct (1)** — M.Hyde and C.Hayward vs. Phi (Nov. 16)

### MISCELLANEOUS (1)

**Unsportsmanlike Conduct (1)** — Bench vs. NYJ (Sept. 14)

# WEEKLY INDIVIDUAL STATISTICAL LEADERS

## PACKERS WEEKLY LEADERS

			<b>Scoring</b>			<b>Passing</b>			<b>Carries</b>			<b>Rush Yards</b>			<b>Receptions</b>			<b>Receiving Yards</b>			<b>Tackles (Solo)</b>			<b>Sacks</b>		
9/4	at	Seattle:	2 tied with	6	A.Rodgers	189	E.Lacy	12	J.Starks	37	J.Nelson	9	J.Nelson	83	2 tied with	8	H.Clinton-Dix	1								
9/14		N.Y. Jets:	R.Cobb	14	A.Rodgers	346	E.Lacy	13	E.Lacy	43	J.Nelson	9	J.Nelson	209	M.Burnett	10 (8)	2 tied with	1								
9/21	at	Detroit:	A.Quarless	6	A.Rodgers	162	E.Lacy	11	J.Starks	38	J.Nelson	5	J.Nelson	59	J.Lattimore	11 (8)	2 tied with	1								
9/28	at	Chicago:	2 tied with	12	A.Rodgers	302	E.Lacy	17	E.Lacy	48	J.Nelson	10	R.Cobb	113	2 tied with	13	D.Jones	1								
10/2		Minnesota:	E.Lacy	12	A.Rodgers	156	E.Lacy	13	E.Lacy	105	2 tied with	3	J.Nelson	66	M.Burnett	11 (10)	N.Perry	2								
10/12	at	Miami:	M.Crosby	9	A.Rodgers	264	E.Lacy	14	E.Lacy	40	J.Nelson	9	J.Nelson	107	H.Clinton-Dix	9 (8)	M.Neal	1								
10/19		Carolina:	M.Crosby	8	A.Rodgers	255	E.Lacy	12	E.Lacy	63	R.Cobb	6	R.Cobb	121	H.Clinton-Dix	9 (8)	J.Peppers	1.5								
10/26	at	New Orleans:	M.Crosby	11	A.Rodgers	418	E.Lacy	13	E.Lacy	59	E.Lacy	8	R.Cobb	126	S.Barrington	10 (6)	2 tied with	1								
11/9		Chicago:	M.Crosby	13	A.Rodgers	315	E.Lacy	14	D.Harris	52	J.Nelson	6	J.Nelson	152	C.Matthews	10 (9)	4 tied with	1								
11/16		Philadelphia:	E.Lacy	12	A.Rodgers	341	E.Lacy	10	E.Lacy	69	R.Cobb	10	R.Cobb	129	M.Burnett	9 (8)	3 tied with	1								
11/23	at	Minnesota:	E.Lacy	12	A.Rodgers	259	E.Lacy	25	E.Lacy	125	J.Nelson	8	J.Nelson	68	M.Burnett	9 (8)	2 tied with	1								
11/30		New England:	M.Crosby	14	A.Rodgers	368	E.Lacy	21	E.Lacy	98	R.Cobb	7	D.Adams	121	T.Williams	9 (8)	2 tied with	0.5								
12/8		Atlanta:	M.Crosby	13	A.Rodgers	327	E.Lacy	13	J.Starks	75	J.Nelson	8	J.Nelson	146	S.Barrington	10 (5)	C.Matthews	1								
12/14	at	Buffalo:	M.Crosby	7	A.Rodgers	185	E.Lacy	15	E.Lacy	97	R.Cobb	7	R.Cobb	96	M.Burnett	12 (6)	C.Matthews	2								
12/21	at	Tampa Bay:	M.Crosby	8	A.Rodgers	318	E.Lacy	17	E.Lacy	99	R.Cobb	11	R.Cobb	131	M.Burnett	10 (8)	C.Matthews	2.5								
12/28		Detroit:	R.Cobb	12	A.Rodgers	226	E.Lacy	26	E.Lacy	100	J.Nelson	6	J.Nelson	86	S.Barrington	11 (6)	2 tied with	1								

## OPPONENTS WEEKLY LEADERS

			<b>Scoring</b>			<b>Passing</b>			<b>Carries</b>			<b>Rush Yards</b>			<b>Receptions</b>			<b>Receiving Yards</b>			<b>Tackles (Solo)</b>			<b>Sacks</b>		
9/4	at	Seattle:	M.Lynch	12	R.Wilson	191	M.Lynch	20	M.Lynch	110	P.Harvin	7	P.Harvin	59	B.Wagner	14 (6)	3 tied with	1								
9/14		N.Y. Jets:	4 tied with	6	G.Smith	176	C.Ivory	13	C.Ivory	43	E.Decker	4	E.Decker	63	D.Harris	7 (4)	D.Davis	2								
9/21	at	Detroit:	2 tied with	6	M.Stafford	246	J.Bell	15	R.Bush	61	2 tied with	6	C.Johnson	82	D.Levy	10 (9)	2 tied with	1								
9/28	at	Chicago:	2 tied with	6	J.Cutler	256	M.Forte	23	M.Forte	122	M.Bennett	9	M.Bennett	134	R.Mundy	8	E.Ferguson	1								
10/2		Minnesota:	C.Ponder	6	C.Ponder	222	M.Asiata	15	M.Asiata	72	A.Thielen	4	A.Thielen	57	R.Blanton	8 (3)	2 tied with	1								
10/12	at	Miami:	4 tied with	6	R.Tannehill	244	L.Miller	14	L.Miller	53	J.Landry	6	J.Landry	75	R.Jones	9 (9)	2 tied with	1.5								
10/19		Carolina:	2 tied with	6	C.Newton	205	J.Stewart	13	J.Stewart	50	G.Olsen	8	G.Olsen	105	L.Kuechly	8 (7)	2 tied with	1								
10/26	at	New Orleans:	B.Cooks	12	D.Brees	311	M.Ingram	24	M.Ingram	172	B.Cooks	6	B.Cooks	94	K.Vaccaro	10 (8)	2 tied with	2								
11/9		Chicago:	2 tied with	6	J.Cutler	272	M.Forte	17	M.Forte	54	B.Marshall	8	B.Marshall	112	R.Mundy	11 (9)	None									
11/16		Philadelphia:	C.Parkey	8	M.Sanchez	346	L.McCoy	23	L.McCoy	88	J.Maclin	9	J.Matthews	107	C.Williams	7 (7)	V.Curry	1								
11/23	at	Minnesota:	B.Walsh	7	T.Bridgewater	210	J.McKinnon	15	J.McKinnon	54	G.Jennings	4	Ch.Johnson	52	2 tied with	10	B.Robison	1								
11/30		New England:	B.LaFell	12	T.Brady	245	L.Blount	10	L.Blount	58	2 tied with	7	R.Gronkowski	98	J.Collins	13 (7)	3 tied with	1								
12/8		Atlanta:	M.Bryant	7	M.Ryan	375	S.Jackson	16	S.Jackson	50	J.Jones	11	J.Jones	259	D.Lowery	13(11)	K.Biermann	1								
12/14	at	Buffalo:	D.Carpenter	13	K.Orton	158	F.Jackson	20	F.Jackson	71	F.Jackson	3	B.Brown	40	A.Williams	9 (5)	M.Williams	1								
12/21	at	Tampa Bay:	P.Murray	3	J.McCown	147	D.Martin	10	D.Martin	17	M.Evans	4	V.Jackson	60	B.McDougald	9 (8)	M.Johnson	1								
12/28		Detroit:	C.Johnson	12	M.Stafford	217	J.Bell	13	J.Bell	60	T.Riddick	5	G.Tate	45	D.Levy	10 (8)	J.Jones	1								



# TURNOVER STATISTICS AND NOTES

## TAKEAWAY ANALYSIS

	Packers Take Aways			Packers Give Aways			NFC		NFL	
	Int	Fum	Tot	Int	Fum	Tot	Diff	Cum	Rank	Rank
Sea	0	1	1	1	0	1	0	0	6t	16t
<b>NYJ</b>	<b>1</b>	<b>0</b>	<b>1</b>	<b>0</b>	<b>1</b>	<b>1</b>	<b>0</b>	<b>0</b>	<b>4t</b>	<b>14t</b>
Det	2	1	3	0	1	1	2	2	3t	8t
Chi	2	0	2	0	0	0	2	4	1t	5t
<b>MIN</b>	<b>2</b>	<b>1</b>	<b>3</b>	<b>1</b>	<b>0</b>	<b>1</b>	<b>2</b>	<b>6</b>	<b>1</b>	<b>1t</b>
Mia	2	1	3	0	0	0	3	9	1	1t
<b>CAR</b>	<b>1</b>	<b>0</b>	<b>1</b>	<b>0</b>	<b>0</b>	<b>0</b>	<b>1</b>	<b>10</b>	<b>1</b>	<b>1</b>
NO	0	1	1	2	1	3	-2	8	2	3
<b>BYE</b>	-	-	-	-	-	-	-	8	2	3
<b>CHI</b>	<b>2</b>	<b>1</b>	<b>3</b>	<b>0</b>	<b>1</b>	<b>1</b>	<b>2</b>	<b>10</b>	<b>2</b>	<b>3</b>
<b>PHI</b>	<b>2</b>	<b>2</b>	<b>4</b>	<b>0</b>	<b>0</b>	<b>0</b>	<b>4</b>	<b>14</b>	<b>1</b>	<b>1</b>
Min	1	0	1	0	0	0	1	15	1	1
<b>NE</b>	<b>0</b>	<b>0</b>	<b>0</b>	<b>0</b>	<b>0</b>	<b>0</b>	<b>0</b>	<b>15</b>	<b>1</b>	<b>1</b>
<b>ATL</b>	<b>1</b>	<b>0</b>	<b>1</b>	<b>0</b>	<b>0</b>	<b>0</b>	<b>1</b>	<b>16</b>	<b>1</b>	<b>1</b>
Buf	1	0	1	2	0	0	-1	15	1	1
TB	1	0	1	0	1	1	0	0	1	1
<b>DET</b>	<b>0</b>	<b>1</b>	<b>1</b>	<b>0</b>	<b>2</b>	<b>2</b>	<b>-1</b>	<b>-1</b>	<b>1</b>	<b>1</b>
<b>Total</b>	<b>18</b>	<b>9</b>	<b>27</b>	<b>6</b>	<b>7</b>	<b>13</b>	<b>14</b>	<b>14</b>		

HOME GAMES UPPERCASED IN BOLD

## Takeaway Breakdown

	Packers	Opponent
<b>Total</b> .....	<b>27</b>	<b>13</b>
Interceptions .....	18	6
Fumble Rec. ....	8	6
Muffed Punt Rec. ....	1	1
<b>Points off Turnovers</b> .....	<b>110</b>	<b>44</b>
Touchdowns .....	15	5
Field Goals .....	2	3
Didn't attempt score .....	0	0

## TOUCHDOWN RETURNS

**Packers (4):** J.Peppers 49-yard interception return vs. Min, Oct. 2; C.Hayward 82-yard interception return vs. Chi, Nov. 9; J.Peppers 52-yard interception return vs. Phi, Nov. 16; C.Hayward 49-yard fumble return vs. Phi, Nov. 16

**Opponent (1):** D.Carey 40-yard fumble return at Det. Sept. 21

## 2014 RECORD WHEN...

When...	Record
+4 turnover margin .....	1-0
+3 turnover margin .....	1-0
+2 turnover margin .....	3-1
+1 turnover margin .....	3-0
even turnover margin .....	3-1
-1 turnover margin .....	1-1
-2 turnover margin .....	0-1
-3 turnover margin .....	0-0
-4 turnover margin .....	0-0
recording 0 takeaways .....	1-0
recording 1 takeaway .....	6-3
recording 2 takeaways .....	1-0
recording 3 takeaways .....	3-1
recording 4 takeaways .....	1-0
recording 5 takeaways .....	0-0
recording 0 giveaways .....	7-0
recording 1 giveaway .....	4-2
recording 2 giveaways .....	1-1
recording 3 giveaways .....	0-1
recording 4 giveaways .....	0-0
recording 5 giveaways .....	0-0
recording 0 interceptions .....	2-2
recording 1 interception .....	5-1
recording 2 interceptions .....	5-1
recording 3 interceptions .....	0-0
recording 4 interceptions .....	0-0
surrendering 0 interceptions .....	11-1
surrendering 1 interception .....	1-1
surrendering 2 interceptions .....	0-2
surrendering 3 interceptions .....	0-0
recovering 0 fumbles .....	7-1
recovering 1 fumble .....	4-3
recovering 2 fumbles .....	1-0
recovering 3 fumbles .....	0-0
losing 0 fumbles .....	8-2
losing 1 fumble .....	3-2
losing 2 fumbles .....	1-0
losing 3 fumbles .....	0-0

## TAKEAWAY SUMMARY (27)

9/4	at	Seattle:	H.Clinton-Dix (muffed punt)
9/14		N.Y. Jets:	T.Williams (interception)
9/21	at	Detroit:	H.Clinton-Dix (interception), D.House (interception), J.Peppers (fumble)
9/28	at	Chicago:	C.Matthews (interception), S.Shields (interception)
10/2		Minnesota:	C.Hayward (fumble), J.Lattimore (interception), J.Peppers (interception)
10/12	at	Miami:	C.Hayward (interception), J.Peppers (fumble), S.Shields (interception)
10/19		Carolina:	C.Hayward (interception)
10/26	at	New Orleans:	T.Williams (fumble)
11/9		Chicago:	M.Hyde (interception), J.Peppers (fumble), C.Hayward (interception)
11/16		Philadelphia:	C.Hayward (fumble), J.Peppers (interception), N.Perry (fumble), T.Williams (interception)
11/23	at	Minnesota:	M.Hyde (interception)
11/30		New England:	None
12/8		Atlanta:	M.Burnett (interception)
12/14	at	Buffalo:	T.Williams (interception)
12/21	at	Tampa Bay:	D.Jones (interception)
12/28		Detroit:	M.Burnett (fumble)

**SEASON TOTALS:** C.Hayward 5 (three interceptions, two fumble recoveries), J.Peppers 5 (three fumble recoveries, two interceptions), T.Williams 4 (three interceptions, fumble recovery), M.Burnett 2 (interception, fumble recovery), H.Clinton-Dix 2 (muffed punt, interception), M.Hyde 2 (two interceptions), S.Shields 2 (two interceptions), D.House 1 (interception), D.Jones 1 (interception), J.Lattimore 1 (interception), C.Matthews 1 (interception), N.Perry 1 (fumble recovery)

Note: Only fumbles lost are credited. Fumbles in which the team maintained possession are not included.

## GIVEAWAY SUMMARY (13)

9/4	at	Seattle:	A.Rodgers (interception)
9/14		N.Y. Jets:	A.Rodgers (fumble)
9/21	at	Detroit:	E.Lacy (fumble)
9/28	at	Chicago:	None
10/2		Minnesota:	M.Flynn (interception)
10/12	at	Miami:	None
10/19		Carolina:	None
10/26	at	New Orleans:	A.Rodgers (two interceptions), M.Flynn (fumble)
11/9		Chicago:	R.Cobb (fumble)
11/16		Philadelphia:	None
11/23	at	Minnesota:	None
11/30		New England:	None
12/8		Atlanta:	None
12/14	at	Buffalo:	A.Rodgers (two interceptions)
12/21	at	Tampa Bay:	A.Rodgers (fumble)
12/28		Detroit:	E.Lacy (fumble), R.Cobb (muffed kickoff)

**SEASON TOTALS:** A.Rodgers 7 (five interceptions, two fumbles), R.Cobb 2 (fumble, muffed kickoff), M.Flynn 2 (interception, fumble), E.Lacy 2 (two fumbles)

Note: Only fumbles lost are credited. Fumbles in which the team maintained possession are not included.

## TAKEAWAY POINTS

### Packers (110)

Date	Opp.	Turnover	Result	Points
9/4	at Sea	Muffed Punt	TD	7
9/14	vs. NYJ	Interception	TD	7
9/21	at Det	Interception	TD	7
9/28	at Chi	Interception	TD	7
9/28	at Chi	Interception	TD	7
9/28	at Chi	Interception	TD	7
10/2	vs. Min	Interception	TD	7
10/2	vs. Min	Interception	TD	7
10/12	at Mia	Interception	FG	3
10/19	vs. Car	Interception	FG	3
11/9	vs. Chi	Interception	TD	7
11/9	vs. Chi	Fumble	TD	7
11/9	vs. Chi	Interception	TD	7
11/16	vs. Phi	Interception	TD	6
11/16	vs. Phi	Fumble	TD	7
11/23	at Min	Interception	TD	7
12/8	vs. Atl	Interception	TD	7
12/28	vs. Det	Fumble	TD	7

### Opponent (44)

Date	Opp.	Turnover	Result	Points
9/4	at Sea	Interception	FG	3
9/14	vs. NYJ	Fumble	TD	7
9/21	at Det	Fumble	TD	7
10/2	vs. Min	Interception	FG	3
10/26	at NO	Interception	TD	7
10/26	at NO	Interception	TD	7
12/14	at Buf	Interception	FG	3
12/28	vs. Det	Fumble	TD	7

# REGULAR-SEASON PLAYER PARTICIPATION

NFL WEEK Player	1		2		3		4		5		6		7		8		10		11		12		13		14		15		16		17		— Season Totals —			
	at SEA	NYJ	at DET	at CHI	MIN	at MIA	CAR	at NO	CHI	PHI	at MIN	NE	ATL	at BUF	at TB	DET	GP	GS	DNP	INA																
Abbrederis, Jared	IR	IR	IR	IR	IR	IR	IR	IR	IR	IR	IR	IR	IR	IR	IR	IR	IR	IR	IR	IR	IR	IR	IR	IR	IR	IR	IR	IR	IR	IR	0	0	0	0		
Adams, Aaron	IR	IR	IR	IR	IR	IR	IR	IR	IR	IR	IR	IR	IR	IR	IR	IR	IR	IR	IR	IR	IR	IR	IR	IR	IR	IR	IR	IR	IR	IR	0	0	0	0		
Adams, Davante	SUB	SUB	SUB	SUB	3WR	3WR	3WR	3WR	SUB	3WR	3WR	3WR	3WR	SUB	3WR	3WR	3WR	3WR	3WR	3WR	3WR	3WR	3WR	3WR	3WR	3WR	3WR	3WR	3WR	3WR	15	11	0	0		
Allen, Josh	PS	PS	PS	-	-	-	-	-	-	-	-	-	-	-	-	-	-	-	-	-	-	-	-	-	-	-	-	-	-	-	0	0	0	0		
Ariguzo, Ike	-	-	-	-	-	-	-	-	-	-	-	-	-	-	-	-	-	-	-	-	-	-	-	-	-	-	-	-	-	-	0	0	0	0		
Bakhtiari, David	LT	LT	LT	LT	LT	LT	LT	LT	LT	LT	LT	LT	LT	LT	LT	LT	LT	LT	LT	LT	LT	LT	LT	LT	LT	LT	LT	LT	LT	LT	16	16	0	0		
Banjo, Chris	PS	PS	PS	PS	PS	PS	PS	PS	PS	PS	PS	PS	PS	PS	PS	PS	PS	PS	PS	PS	PS	PS	PS	PS	PS	PS	PS	PS	PS	PS	3	0	0	0		
Barclay, Don	IR	IR	IR	IR	IR	IR	IR	IR	IR	IR	IR	IR	IR	IR	IR	IR	IR	IR	IR	IR	IR	IR	IR	IR	IR	IR	IR	IR	IR	IR	0	0	0	0		
Barrington, Sam	SUB	SUB	SUB	SUB	INA	INA	MLB	MLB	SUB	SUB	SUB	SUB	BLB	BLB	MLB	MLB	BLB	BLB	MLB	MLB	BLB	BLB	MLB	MLB	BLB	BLB	MLB	MLB	BLB	14	7	0	2			
Bostick, Brandon	INA	SUB	SUB	SUB	SUB	SUB	SUB	SUB	SUB	SUB	SUB	SUB	INA	SUB	SUB	SUB	SUB	INA	SUB	SUB	SUB	SUB	SUB	SUB	SUB	SUB	SUB	SUB	SUB	13	0	0	3			
Boyd, Josh	SUB	SUB	SUB	SUB	INA	SUB	LDE	SUB	SUB	SUB	SUB	SUB	LDE	SUB	SUB	SUB	LDE	SUB	SUB	SUB	SUB	SUB	LDE	LDE	SUB	SUB	SUB	SUB	15	4	0	1				
Boykin, Jarrett	3WR	3WR	3WR	INA	INA	INA	SUB	SUB	SUB	SUB	SUB	SUB	SUB	SUB	SUB	SUB	SUB	SUB	SUB	SUB	SUB	SUB	SUB	SUB	SUB	SUB	SUB	SUB	SUB	13	3	0	3			
Bradford, Carl	INA	INA	INA	INA	INA	INA	INA	INA	INA	INA	INA	INA	INA	INA	INA	INA	INA	INA	INA	INA	INA	INA	INA	INA	INA	INA	INA	INA	INA	0	0	0	16			
Bulaga, Bryan	RT	INA	RT	RT	RT	RT	RT	RT	RT	RT	RT	RT	RT	RT	RT	RT	RT	RT	RT	RT	RT	RT	RT	RT	RT	RT	RT	RT	RT	RT	15	15	0	1		
Burnett, Morgan	SS	SS	SS	SS	SS	SS	SS	SS	INA	SS	SS	SS	SS	SS	SS	SS	SS	SS	SS	SS	SS	SS	SS	SS	SS	SS	SS	SS	SS	SS	15	15	0	1		
Bush, Jarrett	SUB	SUB	SUB	SUB	SUB	SUB	SUB	SUB	SUB	SUB	SUB	SUB	INA	SUB	SUB	SUB	INA	SUB	SUB	SUB	SUB	SUB	SUB	SUB	SUB	SUB	SUB	SUB	SUB	15	0	0	1			
Clinton-Dix, Ha Ha	SUB	SUB	SUB	SUB	SUB	SUB	SUB	FS	SS	FS	FS	FS	FS	FS	FS	FS	FS	FS	FS	FS	FS	FS	FS	FS	FS	FS	FS	FS	FS	16	10	0	0			
Cobb, Randall	WR	WR	WR	WR	WR	WR	WR	WR	WR	WR	WR	WR	WR	WR	WR	WR	WR	WR	WR	WR	WR	WR	WR	WR	WR	WR	WR	WR	WR	16	16	0	0			
Crosby, Mason	SUB	SUB	SUB	SUB	SUB	SUB	SUB	SUB	SUB	SUB	SUB	SUB	SUB	SUB	SUB	SUB	SUB	SUB	SUB	SUB	SUB	SUB	SUB	SUB	SUB	SUB	SUB	SUB	16	0	0	0				
Daniels, Mike	RDE	DT	RDE	RDE	RDE	RDE	RDE	RDE	RDE	RDE	RDE	RDE	RDE	RDE	RDE	RDE	RDE	RDE	RDE	RDE	RDE	RDE	RDE	RDE	RDE	RDE	RDE	RDE	RDE	16	16	0	0			
Dorsey, Kevin	PS	PS	PS	PS	PS	SUB	SUB	SUB	SUB	IR	IR	IR	IR	IR	IR	IR	IR	IR	IR	IR	IR	IR	IR	IR	IR	IR	IR	IR	IR	3	0	0	0			
Elliott, Jayrone	INA	INA	SUB	SUB	SUB	SUB	SUB	SUB	SUB	SUB	INA	SUB	SUB	SUB	SUB	SUB	INA	SUB	SUB	SUB	SUB	SUB	SUB	SUB	SUB	SUB	SUB	SUB	13	0	0	3				
Flynn, Matt	DNP	DNP	DNP	DNP	SUB	DNP	SUB	SUB	SUB	SUB	SUB	DNP	DNP	DNP	DNP	DNP	DNP	DNP	DNP	DNP	DNP	DNP	DNP	DNP	DNP	DNP	DNP	DNP	DNP	7	0	9	0			
Gaston, Bruce	-	-	-	-	-	-	-	-	-	-	-	-	-	-	-	-	-	-	-	-	-	-	-	-	-	-	-	-	-	0	0	0	4			
Gerhart, Garth	DNP	DNP	DNP	INA	INA	INA	INA	INA	INA	SUB	SUB	INA	INA	INA	INA	INA	INA	INA	INA	INA	INA	INA	INA	INA	INA	INA	INA	INA	INA	2	0	3	11			
Gillett, Alex	-	-	-	-	-	-	-	-	-	-	-	-	-	-	-	-	-	-	-	-	-	-	-	-	-	-	-	-	-	0	0	0	0			
Glover-Wright, Tay	-	-	-	-	-	PS	PS	PS	PS	PS	PS	PS	PS	PS	PS	PS	PS	PS	PS	PS	PS	PS	PS	PS	PS	PS	PS	PS	PS	0	0	0	0			
Goode, Brett	SUB	SUB	SUB	SUB	SUB	SUB	SUB	SUB	SUB	SUB	SUB	SUB	SUB	SUB	SUB	SUB	SUB	SUB	SUB	SUB	SUB	SUB	SUB	SUB	SUB	SUB	SUB	SUB	16	0	0	0				
Goodson, Demetri	INA	INA	INA	INA	INA	INA	INA	INA	SUB	INA	INA	SUB	INA	SUB	SUB	SUB	INA	SUB	SUB	SUB	SUB	SUB	SUB	SUB	SUB	SUB	SUB	SUB	6	0	0	10				
Guion, Letroy	NT	DT	NT	NT	NT	NT	NT	NT	NT	NT	NT	NT	NT	NT	NT	NT	NT	NT	NT	NT	NT	NT	NT	NT	NT	NT	NT	NT	NT	16	16	0	0			
Harris, DuJuan	SUB	SUB	SUB	SUB	SUB	SUB	SUB	SUB	SUB	SUB	SUB	SUB	SUB	SUB	SUB	SUB	SUB	SUB	SUB	SUB	SUB	SUB	SUB	SUB	SUB	SUB	SUB	INA	15	0	0	1				
Hawk, A.J.	BLB	MLB	BLB	BLB	BLB	BLB	BLB	BLB	BLB	BLB	BLB	BLB	BLB	BLB	BLB	BLB	BLB	BLB	BLB	BLB	BLB	BLB	BLB	BLB	BLB	BLB	BLB	BLB	SUB	16	13	0	0			
Hayward, Casey	SUB	SUB	SUB	SUB	SUB	SUB	SUB	SUB	SUB	SUB	SUB	3CB	SUB	SUB	SUB	SUB	SUB	SUB	SUB	SUB	SUB	SUB	SUB	SUB	SUB	SUB	SUB	SUB	16	1	0	0				
Hill, Michael	PS	PS	PS	PS	PS	PS	PS	PS	PS	-	-	-	-	-	-	-	-	-	-	-	-	-	-	-	-	-	-	-	0	0	0	0				
House, Davon	SUB	SUB	SUB	3CB	SUB	3CB	RCB	RCB	SUB	SUB	SUB	SUB	SUB	INA	INA	INA	INA	SUB	INA	INA	INA	INA	INA	INA	INA	INA	INA	INA	13	4	0	3				
Hubbard, Adrian	PS	PS	PS	PS	PS	PS	PS	PS	PS	PS	PS	PS	PS	PS	PS	PS	PS	PS	PS	PS	PS	PS	PS	PS	PS	PS	PS	PS	0	0	0	0				
Hyde, Micah	FS	FS	FS	FS	FS	FS	SUB	FS	3CB	3CB	SUB	3CB	3CB	SUB	SUB	3CB	3CB	SUB	SUB	SUB	3CB	3CB	SUB	SUB	3CB	3CB	SUB	SUB	16	12	0	0				
Janis, Jeff	INA	INA	INA	SUB	SUB	SUB	INA	INA	INA	INA	INA	INA	INA	INA	INA	INA	INA	INA	INA	INA	INA	INA	INA	INA	INA	INA	INA	INA	3	0	0	13				
Johnson, Rishaw	-	-	-	-	-	-	-	-	-	-	-	-	-	-	-	-	-	-	-	-	-	-	-	-	-	-	-	-	0	0	0	0				
Jones, Brad	MLB	INA	INA	INA	SUB	SUB	SUB	SUB	SUB	SUB	SUB	SUB	SUB	SUB	SUB	SUB	SUB	SUB	SUB	SUB	SUB	SUB	SUB	SUB	SUB	SUB	SUB	SUB	13	1	0	3				
Jones, Datone	LDE	SUB	LDE	SUB	SUB	INA	INA	INA	INA	SUB	SUB	SUB	SUB	SUB	SUB	SUB	SUB	SUB	SUB	SUB	SUB	SUB	SUB	SUB	SUB	SUB	SUB	SUB	13	2	0	3				
Kruger, Joe	-	-	-	-	-	PS	PS	PS	PS	-	-	-	-	-	-	-	-	-	-	-	-	-	-	-	-	-	-	-	0	0	0	0				
Kuhn, John	SUB	SUB	SUB	SUB	SUB	SUB	SUB	SUB	SUB	SUB	SUB	SUB	SUB	SUB	SUB	SUB	SUB	SUB	SUB	SUB	SUB	SUB	SUB	SUB	SUB	SUB	SUB	SUB	16	2	0	0				
Lacy, Eddie	RB	RB	RB	RB	RB	RB	RB	RB	RB	RB	RB	RB	RB	RB	RB	RB	RB	RB	RB	RB	RB	RB	RB	RB	RB	RB	RB	RB	RB	16	16	0	0			
Lang, T.J.	RG	RG	RG	RG	RG	RG	RG	RG	RG	RG	RG	RG	RG	RG	RG	RG	RG	RG	RG	RG	RG	RG	RG	RG	RG	RG	RG	RG	RG	16	16	0	0			
Lattimore, Jamari	SUB	LOLB	MLB	MLB	MLB	MLB	SUB	SUB	SUB	INA	SUB	SUB	SUB	INA	IR	IR	IR	IR	IR	IR	IR	IR	IR	IR	IR	IR	IR	IR	11	5	0	2				
Linsley, Corey	C	C	C	C	C	C	C	C	C	C	C	C	C	C	C	C	C	C	C	C	C	C	C	C	C	C	C	C	16	16	0	0				
Masthay, Tim	SUB	SUB	SUB	SUB	SUB	SUB	SUB	SUB	SUB	SUB	SUB	SUB	SUB	SUB	SUB	SUB	SUB	SUB	SUB	SUB	SUB	SUB	SUB	SUB	SUB	SUB	SUB	SUB	16	0	0	0				
Matthews, Clay	LOLB	ROLB	LOLB	ROLB	LOLB	ROLB	LOLB	ROLB	ROLB	MLB	MLB	MLB	MLB	MLB	ROLB	ROLB	ROLB	ROLB	ROLB	ROLB	ROLB	ROLB	ROLB	ROLB	ROLB	ROLB	ROLB	ROLB	16	16	0	0				
McCray, Jordan	-	-	-	-	-	PS	-	-	-	-	-	-	-	-	-	-	-	-	-	-	-	-	-	-	-	-	-	-	0	0	0	0				
Meredith, Jamon	-	-	-	-	-	-	-	-	-	-	-	-	-	-	-	-	-	-	-	-	-	-	-	-	-	-	-	-	0	0	0	1				
Mulumba, Andy	SUB	SUB	IR	IR	IR	IR	IR	IR	IR	IR	IR	IR	IR	IR	IR	IR	IR	IR	IR	IR	IR	IR	IR	IR	IR	IR	IR	IR	2	0	0	0				
Neal, Mike	SUB	SUB	RDE	SUB	SUB	SUB	SUB	SUB	SUB	SUB	SUB	SUB	SUB	SUB	SUB	SUB	SUB	SUB	SUB	SUB	SUB	SUB	SUB	SUB	SUB	SUB	SUB	SUB	16	2	0	0				
Nelson, Jordy	WR	WR	WR	WR	WR	WR	WR	WR	WR	WR	WR	WR	WR	WR	WR	WR	WR	WR	WR	WR	WR	WR	WR	WR	WR	WR	WR	WR	WR	16	16	0	0			
Palmer, Nate	IR	IR	IR	IR	IR	IR	IR	IR	IR	IR	IR	IR	IR	IR	IR	IR	IR	IR	IR	IR	IR	IR	IR	IR	IR	IR	IR	IR	0	0	0	0				
Pennel, Mike	INA	DNP	INA	SUB	SUB	SUB	SUB	SUB	SUB	SUB	SUB	SUB	SUB	SUB	SUB	SUB	SUB	SUB	SUB	SUB	SUB	SUB	SUB	SUB	SUB	SUB	SUB	SUB	13	0	1	2				
Peppers, Julius	ROLB	LDE	ROLB	LOLB	ROLB	LOLB	ROLB	LOLB	LOLB	LOLB	LOLB	LOLB	LOLB	LOLB	LOLB	LOLB	LOLB	LOLB	LOLB	LOLB	LOLB	LOLB	LOLB	LOLB	LOLB	LOLB	LOLB	LOLB	16	16	0	0				
Perillo																																				

# SEASON-HIGHS/W-L BREAKDOWN

## INDIVIDUAL

Longest Scoring Run — 44, E.Lacy, Dec. 21 at Tampa Bay  
 Longest Non-Scoring Run — 41, J.Starks, Dec. 8 vs. Atlanta

Longest Scoring Pass — 80, A.Rodgers to J.Nelson, Sept. 14 vs. N.Y. Jets  
 Longest Non-Scoring Pass — 67, A.Rodgers to E.Lacy, Oct. 26 at New Orleans

Longest Kickoff Return — 41, D.Harris, Sept. 14 vs. N.Y. Jets  
 Longest Punt Return — 75, M.Hyde, Nov. 16 vs. Philadelphia  
 Longest Interception Return — 82, C.Hayward, Nov. 9 vs. Chicago  
 Longest Fumble Return — 49, C.Hayward, Nov. 16 vs. Philadelphia

Longest Punt — 63, T.Masthay, Dec. 14 at Buffalo

Longest Field Goal — 55, M.Crosby, Sept. 14 vs. N.Y. Jets  
 Most Field Goals Attempted — 5, M.Crosby, Nov. 30 vs. New England  
 Most Field Goals Made — 4, M.Crosby, Nov. 30 vs. New England

Most Touchdowns — 2, eight times, most recently R.Cobb, Dec. 28 vs. Detroit  
 Most Rushing Attempts — 26, E.Lacy, Dec. 28 vs. Detroit  
 Most Rushing Yards — 125, E.Lacy, Nov. 23 at Minnesota

Most Passing Attempts — 42, three times, most recently A.Rodgers, Dec. 14 at Buffalo  
 Most Completions — 31, A.Rodgers, Dec. 21 at Tampa Bay  
 Most Passing Yards — 418, A.Rodgers, Oct. 26 at New Orleans  
 Most Touchdown Passes — 6, A.Rodgers, Nov. 9 vs. Chicago

Most Receptions — 11, R.Cobb, Dec. 21 at Tampa Bay  
 Most Receiving Yards — 209, J.Nelson, Sept. 14 vs. N.Y. Jets

Most Total Yards from Scrimmage — 209, J.Nelson, Sept. 14 vs. N.Y. Jets

Most Defensive Interceptions — 1, 18 times, most recently D.Jones, Dec. 21 at Tampa Bay  
 Most Tackles — 15, A.Hawk, Sept. 28 at Chicago  
 Most Solo Tackles — 12, A.Hawk and M.Burnett, Sept. 28 at Chicago  
 Most Sacks — 2.5, C.Matthews, Dec. 21 at Tampa Bay  
 Most Passes Defensed — 4, S.Shields, Sept. 28 at Chicago

## TEAM

Offensive Most...

First Downs — 28, Dec. 8 vs. Atlanta  
 Rushing Attempts — 38, Dec. 28 vs. Detroit  
 Rushing Yards — 179, Dec. 8 vs. Atlanta  
 Pass Attempts — 42, three times, most recently Dec. 14 at Buffalo  
 Completions — 31, Dec. 21 at Tampa Bay  
 TDs Thrown — 6, Nov. 9 vs. Chicago  
 Ints. Thrown — 2, twice, most recently Dec. 14 at Buffalo  
 Net Passing Yards — 402, Oct. 26 at New Orleans  
 Offensive Plays — 79, Oct. 12 at Miami  
 Total Offense — 502, Dec. 8 vs. Atlanta  
 Time of Possession — 38:38, Dec. 21 at Tampa Bay  
 Turnovers — 3, Oct. 26 at New Orleans  
 Fumbles — 3, Sept. 14 vs. N.Y. Jets  
 Fumbles Lost — 2, Dec. 28 vs. Detroit

Longest Scoring Drives

Plays — 13, five times, most recently Dec. 8 vs. Atlanta  
 Yards — 97, Sept. 14 vs. N.Y. Jets  
 Time — 8:04, Oct. 12 at Miami

Shortest Scoring Drives

Plays — 1, Sept. 14 vs. N.Y. Jets  
 Yards — 6, twice, most recently Dec. 8 vs. Atlanta  
 Time — 0:13, Sept. 14 vs. N.Y. Jets

Defensive Fewest...

First Downs Allowed — 6, Dec. 21 at Tampa Bay  
 Rushing Att. Allowed — 14, Dec. 21 at Tampa Bay  
 Rushing Yards Allowed — 16, Dec. 21 at Tampa Bay  
 Pass Att. Allowed — 26, Dec. 21 at Tampa Bay  
 Pass Comp. Allowed — 12, Dec. 21 at Tampa Bay  
 Net Passing Yards Allowed — 93, Dec. 21 at Tampa Bay  
 Total Plays Allowed — 47, Dec. 21 at Tampa Bay  
 Total Yards Allowed — 109, Dec. 21 at Tampa Bay

Defensive Most...

Takeaways — 4, Nov. 16 vs. Philadelphia  
 Interceptions — 2, six times, most recently Nov. 16 vs. Philadelphia  
 Fumbles Forced — 2, Dec. 28 vs. Detroit  
 Fumbles Recovered — 2, Nov. 16 vs. Philadelphia  
 Passes Defensed — 10, twice, most recently Oct. 2 vs. Minnesota  
 Sacks — 7, Dec. 21 at Tampa Bay

	2014 regular season...			2013 regular season...			2012 regular season...			1992-present...		
	Home	Road	Overall	Home	Road	Overall	Home	Road	Overall	Home	Road	Overall
Overall	8-0	4-4	12-4	4-3-1	4-4	8-7-1	7-1	4-4	11-5	141-42-1	95-92	233-135-1
On Grass	8-0	3-0	11-0	4-3-1	1-1	5-4-1	7-1	2-0	9-1	141-42-1	52-33	187-75-1
On Artificial Surfaces	0-0	1-4	1-4	0-0	3-3	3-3	0-0	2-4	2-4	0-0	41-58	41-58
In Open-Air Stadiums	8-0	4-2	12-2	4-3-1	2-3	6-6-1	7-1	1-2	8-3	141-42-1	58-58	193-98-1
In Indoor Stadiums	0-0	0-2	0-2	0-0	2-1	2-1	0-0	3-2	3-2	0-0	34-34	34-34
vs. Division Opponents	3-0	2-1	5-1	1-1-1	2-1	3-2-1	3-0	2-1	5-1	63-14-1	43-36	106-50-1
vs. NFC	6-0	3-3	9-3	3-2-1	3-3	6-5-1	5-1	3-3	8-4	109-28-1	71-67	179-95-1
vs. AFC	2-0	1-1	3-1	1-1	1-1	2-2	2-0	1-1	3-1	32-14	22-24	54-38
When scoring first	7-0	3-2	10-2	4-2-1	1-0	5-2-1	5-0	1-1	6-1	99-17-1	56-35	155-52-1
When Opponent scored first	1-0	1-2	2-2	0-1	3-4	3-5	2-1	3-3	5-4	41-25	37-56	78-81
In overtime	0-0	0-0	0-0	0-0-1	0-0	0-0-1	0-0	0-0	0-0	5-3-1	1-5	6-8-1
When leading after first quarter	6-0	3-1	9-1	4-1-1	1-0	5-1-1	4-0	2-1	6-1	84-12-1	50-22	134-34-1
When leading at halftime	7-0	4-0	11-0	3-1	3-1	6-2	5-0	3-1	8-1	110-9	74-26	184-35
When leading after third quarter	8-0	4-0	12-0	3-0	2-1	5-1	5-0	3-1	8-1	117-5	84-22	201-27
When trailing after first quarter	1-0	0-1	1-1	0-1	2-2	2-3	1-1	1-2	2-3	26-22	17-42	43-64
When trailing at halftime	1-0	0-1	1-1	1-2-1	1-2	2-4-1	2-1	1-3	3-4	22-28-1	16-55	38-83-1
When trailing after third quarter	0-0	0-4	0-4	1-3-1	2-2	3-5-1	1-1	1-3	2-4	15-34-1	6-68	21-102-1
When tied at halftime	0-0	0-2	0-2	0-0	0-1	0-1	0-0	0-0	0-0	9-5	3-9	12-14
On Thursday	1-0	0-1	1-1	0-0	0-1	0-1	1-0	0-0	1-0	4-0	4-7	8-7
On Friday	0-0	0-0	0-0	0-0	0-0	0-0	0-0	0-0	0-0	0-0	1-0	1-0
On Saturday	0-0	0-0	0-0	0-0	0-0	0-0	0-0	0-0	0-0	1-0	2-0	3-0
On Sunday/Early Games	1-0	4-2	5-2	3-1-1	1-1	4-2-1	4-0	3-1	7-1	89-24-1	44-45	133-69-1
On Sunday/Late Afternoon Games	4-0	0-0	4-0	1-1	2-2	3-3	1-1	0-1	1-2	25-11	20-20	45-30
On Sunday/Night Games	1-0	0-1	1-1	0-0	1-0	1-0	1-0	1-1	2-1	12-2	10-4	22-6
On Monday	1-0	0-0	1-0	0-1	0-0	0-1	0-0	0-1	0-1	11-6	11-15	22-21
When Packers had 100-yard rusher	2-0	1-0	3-0	1-1-1	2-1	3-2-1	0-0	0-0	0-0	36-9-1	28-9	64-18-1
When Packers had 100-yard receiver	6-0	3-1	9-1	3-1	3-2	6-3	2-0	3-1	5-1	67-15	41-32	108-47
When Packers had 300-yard passer	5-0	2-1	7-1	1-0	2-2	3-2	2-1	2-1	4-2	35-12	31-19	66-31
When Opponent had 100-yard rusher	0-0	1-2	1-2	1-3-1	2-1	3-3-1	1-1	0-1	1-2	123-20-1	19-27	42-47-1
When Opponent had 100-yard receiver	4-0	1-0	5-0	1-3	1-3	2-6	3-0	1-1	4-1	44-16	26-32	70-48
When Opponent had 300-yard passer	2-0	0-1	2-1	1-0	2-2	3-2	3-0	0-1	3-1	22-7	15-18	37-25



## TRANSACTIONS BY DATE

3/13	Re-signed LB/DE Mike Neal and TE Andrew Quarless	7/23	Signed LB Korey Jones; Waived LB Shaun Lewis	9/1	Signed S Chris Banjo, WR Kevin Dorsey, C Garth Gerhart, WR Alex Gillett, RB Michael Hill, LB Adrian Hubbard, TE Justin Perillo, DE Luther Robinson, T Jeremy Vujnovich and WR Myles White to practice squad	11/3	Activated C/G JC Tretter from injured reserve-designated for return; Signed RB Rajion Neal and LB Joe Thomas to practice squad; Released T Derek Sherrod; Released TE Ike Ariguzo and DE Joe Kruger from practice squad
3/14	Re-signed DT B.J. Raji	7/26	Signed WR Jordy Nelson to contract extension	9/2	Signed CB Jumal Rolle to practice squad; Released WR Alex Gillett from practice squad	11/5	Signed G Jordan McCray to practice squad; Released RB Michael Hill from practice squad
3/15	Signed LB Julius Peppers	7/30	Claimed WR Gerrard Sheppard off waivers from Baltimore Ravens	9/3	Signed C Garth Gerhart to active roster; Signed C Josh Allen to practice squad; Placed C/G JC Tretter on injured reserve (knee) - designated for return	11/8	Signed T Jamon Meredith; Placed WR Kevin Dorsey (foot) on injured reserve
3/17	Signed DT Letroy Guion	8/13	Traded DE Jerel Worthy to New England Patriots	9/19	Placed LB Andy Mulumba (knee) on injured reserve	11/11	Signed WR Alex Gillett to practice squad; Released G Jordan McCray from practice squad
3/19	Re-signed RB James Starks	8/20	Placed TE Colt Lyerla (knee) on injured reserve	9/23	Signed Josh Walker to practice squad; Released Josh Allen from practice squad	11/15	Signed TE Justin Perillo to active roster; Released T Jamon Meredith
4/3	Re-signed FB John Kuhn	8/25	Waived S Charles Clay, CB Antonio Dennard, WR Chris Harper, LB Korey Jones, FB Ina Liaina, QB Chase Rettig, WR Gerrard Sheppard	10/2	Signed DT Luther Robinson to active roster	11/19	Signed G Rishaw Johnson to practice squad
4/11	Waived WR Sederrik Cunningham	8/26	Placed WR Jared Abbrederis (knee), T/G Don Barclay (knee), DT B.J. Raji (biceps), RB Rajion Neal (knee), LB Joe Thomas (knee) and G Andrew Tiller (calf) on injured reserve	10/6	Signed WR Kevin Dorsey to active roster; Signed CB Tay Glover-Wright to practice squad; Released TE Ryan Taylor	11/25	Signed T Justin Renfrow to practice squad; Released G Rishaw Johnson from practice squad
4/22	Re-signed QB Matt Flynn	8/30	Waived S Chris Banjo, WR Kevin Dorsey, LB Jake Doughty, T John Fullington, C Garth Gerhart, WR Alex Gillett, DT Carlos Gray, RB Michael Hill, LB Adrian Hubbard, G Jordan McCray, S Tanner Miller, TE Justin Perillo, RB LaDarius Perkins, DE Luther Robinson, CB Jumal Rolle, T Jeremy Vujnovich, WR Myles White and CB Ryan White; Placed T Aaron Adams (knee), LB Nate Palmer (knee), TE Jake Stoneburner (ankle) and DT Khyri Thornton (hamstring) on injured reserve	10/7	Signed DE Joe Kruger to practice squad	12/8	Signed DT Bruce Gaston from Arizona Cardinals' practice squad; Placed DT Luther Robinson (calf) on injured reserve
4/28	Waived RB Orwin Smith			10/8	Signed G Jordan McCray to practice squad	12/13	Signed S Chris Banjo to active roster; Placed LB Jamari Lattimore (ankle) on injured reserve
4/30	Re-signed LB Jamari Lattimore			10/14	Signed TE Ike Ariguzo to practice squad; Released G Jordan McCray from practice squad	12/17	Signed S Jean Fanor to the practice squad
5/12	Signed LB Jake Doughty, LB Jayrone Elliott, DT Carlos Gray, LB Adrian Hubbard, G Jordan McCray, RB Rajion Neal, DT Mike Pennel, TE Justin Perillo, RB LaDarius Perkins, QB Chase Rettig, LB Joe Thomas and CB Ryan White; Waived LB Chase Thomas					1/3	Signed C Joe Madsen to practice squad
5/13	Signed T John Fullington						
5/14	Signed WR Jeff Janis; Waived CB James Nixon						
5/15	Signed WR Jared Abbrederis and C Corey Linsley						
5/16	Signed LB Carl Bradford, CB Demetri Goodson and S Tanner Miller						
5/19	Signed S Charles Clay, TE Colt Lyerla, DE Luther Robinson and DT Khyri Thornton; Waived TE Raymond Webber						
5/28	Waived LB Victor Aiyewa						
5/30	Signed S Ha Ha Clinton-Dix						
6/10	Signed LB Shaun Lewis						
6/12	Signed WR Davante Adams and TE Richard Rodgers						
6/20	Waived RB Johnathan Franklin						

## TRANSACTIONS BY PLAYER

### Abbrederis, Jared - WR

5/15/14 Signed  
8/26/14 Placed on injured reserve (knee)

### Adams, Aaron - T

8/30/14 Placed on injured reserve (knee)

### Adams, Davante - WR

6/12/14 Signed

### Aiyewa, Victor - LB

5/28/14 Waived

### Allen, Josh - C

9/3/14 Signed to practice squad

9/23/14 Waived

### Ariguzo, Ike - TE

10/14/14 Signed to practice squad

11/3/14 Waived

### Banjo, Chris - S

8/30/14 Waived

9/1/14 Signed to practice squad

12/13/14 Signed to active roster

### Barclay, Don - T/G

8/26/14 Placed on injured reserve (knee)

### Bradford, Carl - LB

5/16/14 Signed

### Clay, Charles - S

5/19/14 Signed

8/25/14 Waived

### Clinton-Dix, Ha Ha - S

5/30/14 Signed

### Cunningham, Sederrik - WR

4/11/14 Waived

### Dennard, Antonio - CB

8/25/14 Waived

### Dorsey, Kevin - WR

8/30/14 Waived

9/1/14 Signed to practice squad

10/6/14 Signed to active roster

11/8/14 Placed on injured reserve

### Doughty, Jake - LB

5/12/14 Signed

8/30/14 Waived

### Elliott, Jayrone - LB

5/12/14 Signed

### Fanor, Jean - S

12/17/14 Signed to practice squad

### Flynn, Matt - QB

4/22/14 Re-signed

### Franklin, Johnathan - RB

6/20/14 Waived

### Fullington, John - T

5/13/14 Signed

8/30/14 Waived

### Gaston, Bruce - DT

12/8/14 Signed from Arizona Cardinals' practice squad

### Gerhart, Garth - C

8/30/14 Waived

9/1/14 Signed to practice squad

9/3/14 Signed to active roster

### Gillett, Alex - WR

8/30/14 Waived

9/1/14 Signed to practice squad

9/2/14 Released from practice squad

11/11/14 Signed to practice squad

### Glover-Wright, Tay - CB

10/6/14 Signed to practice squad

### Goodson, Demetri - CB

5/16/14 Signed

### Gray, Carlos - DT

5/12/14 Signed

8/30/14 Waived

### Guion, Letroy - DT

3/17/14 Signed

### Harper, Chris - WR

8/25/14 Waived

### Hill, Michael - RB

8/30/14 Waived

9/1/14 Signed to practice squad

11/5/14 Released from practice squad

### Hubbard, Adrian - LB

5/12/14 Signed

8/30/14 Waived

9/1/14 Signed to practice squad

### Janis, Jeff - WR

5/14/14 Signed

### Johnson, Rishaw - G

11/19/14 Signed to practice squad

11/25/14 Waived

### Jones, Korey - LB

7/23/14 Signed

8/25/14 Waived

### Kruger, Joe - DE

10/7/14 Signed to practice squad

11/3/14 Waived

### Kuhn, John - FB

4/3/14 Re-signed

### Lattimore, Jamari - LB

4/30/14 Re-signed

12/13/14 Placed on injured reserve (ankle)

### Lewis, Shaun - LB

6/10/14 Signed

7/23/14 Waived

### Liaina, Ina - RB

8/25/14 Waived

### Linsley, Corey - C

5/15/14 Signed

### Lyerla, Colt - TE

5/19/14 Signed

8/20/14 Placed on injured reserve (knee)

### Madsen, Joe - C

1/3/14 Signed to practice squad

### McCray, Jordan - G

5/12/14 Signed

8/30/14 Waived

10/8/14 Signed to practice squad

10/14/14 Released from practice squad

11/5/14 Signed to practice squad

11/11/14 Released from practice squad

### Meredith, Jamon - T

11/8/14 Signed

11/15/14 Released

### Miller, Tanner - S

5/16/14 Signed

8/30/14 Waived

### Mulumba, Andy - LB

9/19/14 Placed on injured reserve (knee)

### Neal, Mike - LB/DE

3/13/14 Re-signed

### Neal, Rajion - RB

5/12/14 Signed

8/26/14 Placed on injured reserve (knee)

11/3/14 Signed to practice squad

### Nelson, Jordy - WR

7/26/14 Signed contact extension

### Nixon, James - CB

5/14/14 Waived

### Palmer, Nate - LB

8/30/14 Placed on injured reserve (knee)

### Pennel, Mike - DT

5/12/14 Signed

### Peppers, Julius - LB

3/15/14 Signed

### Perillo, Justin - TE

5/12/14 Signed

8/30/14 Waived

9/1/14 Signed to practice squad

11/15/14 Signed to active roster

### Perkins, LaDarius - RB

5/12/14 Signed

8/30/14 Waived

### Quarless, Andrew - TE

3/13/14 Re-signed

### Raji, B. J. - DT

3/14/14 Re-signed

8/26/14 Placed on injured reserve (biceps)

### Renfrow, Justin - T

11/25/14 Signed to practice squad

### Rettig, Chase - QB

5/12/14 Signed

8/25/14 Waived

### Robinson, Luther - DT

5/19/14 Signed

8/30/14 Waived

9/1/14 Signed to practice squad

10/2/14 Signed to active roster

12/8/14 Placed on injured reserve (calf)

### Rodgers, Richard - TE

6/12/14 Signed

### Rolle, Jumal - CB

8/30/14 Waived

9/2/14 Signed to practice squad

### Sheppard, Gerrard - WR

7/30/14 Claimed off waivers from the Baltimore Ravens

8/25/14 Waived

### Sherrod, Derek

11/3/14 Waived

### Smith, Orwin - RB

4/28/14 Waived

### Starks, James - RB

3/19/14 Re-signed

### Stoneburner, Jake - TE

8/30/14 Placed on injured reserve (ankle)

### Taylor, Ryan

10/6/14 Waived

### Thomas, Chase - LB

5/12/14 Waived

### Thomas, Joe - LB

5/12/14 Signed

8/26/14 Placed on injured reserve (knee)

11/3/14 Signed to practice squad

### Thornton, Khyri - DT

5/19/14 Signed

8/30/14 Placed on injured reserve (hamstring)

### Tiller, Andrew - G

8/26/14 Placed on injured reserve (calf)

### Tretter, JC - C/G

9/3/14 Placed on injured reserve (knee) - designated for return

11/3/14 Activated from injured reserve (knee) - designated for return

### Vujnovich, Jeremy - T

8/30/14 Waived

9/1/14 Signed to practice squad

### Walker, Josh - G

9/23/14 Signed to practice squad

### Webber, Raymond - TE

5/19/14 Waived

### White, Myles - WR

8/30/14 Waived

9/1/14 Signed to practice squad

### White, Ryan - CB

5/12/14 Signed

8/30/14 Waived

### Worthy, Jerel - DE

8/13/14 Traded to New England Patriots

## THE LAST TIME

### Regular-Season Games Only

#### **RUSHING**

##### **200 Yards Rushing, Individual**

BY PACKERS — Ahman Green, Dec. 28, 2003, vs. Denver (218 yards)  
BY OPPONENT — Adrian Peterson, Dec. 2, 2012, vs. Minnesota (210 yards)

##### **100 Yards Rushing, Individual**

BY PACKERS — Eddie Lacy, Dec. 28, 2014, vs. Detroit (100 yards)  
BY OPPONENT — Mark Ingram, Oct. 26, 2014, at New Orleans (172 yards)

##### **100 Yards Rushing, Individual, One Half**

BY PACKERS — Eddie Lacy, Dec. 15, 2013, at Dallas (110 yards in second half)  
BY OPPONENT — LeSean McCoy, Nov. 10, 2013, vs. Philadelphia (114 yards in second half)

##### **100 Yards Rushing and Receiving, Individual**

BY PACKERS — Never  
BY OPPONENT — Darrin Nelson, Nov. 13, 1983, at Minnesota (119 yards rushing, 137 receiving)

##### **Two 100-Yard Rushers**

BY PACKERS — Ryan Grant (106 yards) and DeShawn Wynn (106 yards), Dec. 28, 2008, vs. Detroit  
BY OPPONENT — Tony Dorsett (149 yards) and Robert Newhouse (101 yards), Nov. 12, 1978, vs. Dallas at Milw.

##### **Two 100-Yard Rushers and Two 100-Yard Receivers**

BY PACKERS — Ryan Grant (106 yards) and DeShawn Wynn (106), Dec. 28, 2008, vs. Detroit, Donald Driver (111 yards) and Greg Jennings (101 yards), Dec. 28, 2008, vs. Detroit\*  
BY OPPONENT — Never  
\*First time in NFL history

##### **Four Touchdowns Rushing, Individual**

BY PACKERS — Dorsey Levens, Jan. 2, 2000, vs. Arizona (8, 1, 5, 1 yards)  
BY OPPONENT — DeAngelo Williams, Nov. 30, 2008, vs. Carolina (1, 1, 1, 1 yards)

##### **Three Touchdowns Rushing, Individual**

BY PACKERS — Ahman Green, Oct. 20, 2002, vs. Washington (24, 2, 8 yards)  
BY OPPONENT — DeAngelo Williams, Nov. 30, 2008, vs. Carolina (1, 1, 1, 1 yards)

##### **Two Touchdowns Rushing, Individual**

BY PACKERS — Eddie Lacy, Oct. 2, 2014, vs. Minnesota (11, 10 yards)  
BY OPPONENT — Marshawn Lynch, Sept. 4, 2014, at Seattle (9, 3 yards)

#### **PASSING**

##### **400 Yards Passing, Individual**

BY PACKERS — Aaron Rodgers, Oct. 26, 2014, at New Orleans (418 yards)  
BY OPPONENT — Colin Kaepernick, Sept. 8, 2013, at San Francisco (412 yards)

##### **300 Yards Passing, Individual**

BY PACKERS — Aaron Rodgers, Dec. 21, 2014, at Tampa Bay (318 yards)  
BY OPPONENT — Matt Ryan, Dec. 8, 2014, vs. Atlanta (375 yards)

##### **Six Touchdown Passes, Individual**

BY PACKERS — Aaron Rodgers, Nov. 9, 2014, vs. Chicago (1, 4, 73, 40, 56, 18 yards)  
BY OPPONENT — Tommy Kramer, Sept. 28, 1986, at Minnesota (23, 13, 36, 2, 17, 7 yards)

##### **Five Touchdown Passes, Individual**

BY PACKERS — Aaron Rodgers, Nov. 9, 2014, vs. Chicago (1, 4, 73, 40, 56, 18 yards)  
BY OPPONENT — Matthew Stafford, Jan. 1, 2012, vs. Detroit (8, 13, 2, 5, 12 yards)

##### **Four Touchdown Passes, Individual**

BY PACKERS — Aaron Rodgers, Nov. 9, 2014, vs. Chicago (1, 4, 73, 40, 56, 18 yards)  
BY OPPONENT — Matt Ryan, Dec. 8, 2014, vs. Atlanta (5, 22, 1, 2 yards)

##### **Three Touchdown Passes, Individual**

BY PACKERS — Aaron Rodgers, Dec. 8, 2014, vs. Atlanta (1, 10, 60 yards)  
BY OPPONENT — Matthew Stafford, Dec. 28, 2014, vs. Detroit (20, 4, 6 yards)

##### **Six Interceptions Thrown, Individual**

BY PACKERS — Tom O'Malley, Sept. 17, 1950, vs. Detroit  
BY OPPONENT — Don Horn, Sept. 26, 1971, vs. Denver at Milw.

##### **Five Interceptions Thrown, Individual**

BY PACKERS — Brett Favre, Oct. 30, 2005, at Cincinnati  
BY OPPONENT — Rich Gannon, Oct. 28, 1990, vs. Minnesota at Milw.

##### **Four Interceptions Thrown, Individual**

BY PACKERS — Brett Favre, Dec. 25, 2005, vs. Chicago  
BY OPPONENT — Jay Cutler, Sept. 13, 2012, vs. Chicago

#### **RECEIVING**

##### **10 or More Receptions, Individual**

BY PACKERS — Randall Cobb, Dec. 21, 2014, at Tampa Bay (11 receptions)  
BY OPPONENT — Julio Jones, Dec. 8, 2014, vs. Atlanta (11 receptions)

##### **200 Yards Receiving, Individual**

BY PACKERS — Jordy Nelson, Sept. 14, 2014, vs. N.Y. Jets (209 yards)  
BY OPPONENT — Julio Jones, Dec. 8, 2014, vs. Atlanta (259 yards)

##### **100 Yards Receiving, Individual**

BY PACKERS — Randall Cobb (131 yards) and Jordy Nelson (113 yards), Dec. 21, 2014, at Tampa Bay  
BY OPPONENT — Julio Jones, Dec. 8, 2014, vs. Atlanta (259 yards)

##### **100 Yards Receiving, One Half, Individual**

BY PACKERS — Jordy Nelson, Nov. 16, 2014, vs. Philadelphia (109 yards in first half)  
BY OPPONENT — Julio Jones, Dec. 8, 2014, vs. Atlanta (159 yards in second half)

##### **Two 100-Yard Receivers**

BY PACKERS — Randall Cobb (131 yards) and Jordy Nelson (113 yards), Dec. 21, 2014, at Tampa Bay  
BY OPPONENT — Calvin Johnson (244 yards) and Brandon Pettigrew (116 yards), Jan. 1, 2012, vs. Detroit

##### **Four Touchdown Receptions, Individual**

BY PACKERS — Sterling Sharpe, Nov. 24, 1994, at Dallas (1, 36, 30, 5 yards)  
BY OPPONENT — Never

##### **Three Touchdown Receptions, Individual**

BY PACKERS — James Jones, Dec. 16, 2012, at Chicago (29, 8, 6 yards)  
BY OPPONENT — Vincent Jackson, Nov. 6, 2011, at San Diego (23, 5, 29 yards)

##### **Two Touchdown Receptions, Individual**

BY PACKERS — Randall Cobb, Dec. 28, 2014, vs. Detroit (4, 13 yards)  
BY OPPONENT — Calvin Johnson, Dec. 28, 2014, vs. Detroit (20, 4 yards)

#### **INTERCEPTIONS**

##### **Four Interceptions, Individual**

BY PACKERS — Willie Buchanon, Sept. 24, 1978, at San Diego  
BY OPPONENT — Never

##### **Three Interceptions, Individual**

BY PACKERS — Tom Flynn, Oct. 28, 1984, vs. Detroit  
BY OPPONENT — Vencie Glenn, Dec. 27, 1992, at Minnesota

##### **Two Interceptions, Individual**

BY PACKERS — Morgan Burnett, Dec. 2, 2012, vs. Minnesota  
BY OPPONENT — Bacarri Rambo, Dec. 14, 2014, at Buffalo

##### **Interception Returned for Touchdown**

BY PACKERS — Julius Peppers, Nov. 16, 2014, vs. Philadelphia (52 yards)  
BY OPPONENT — Cortez Allen, Dec. 22, 2013, vs. Pittsburgh (40 yards)

#### **TOUCHDOWNS**

##### **Five Touchdowns, Individual**

BY PACKERS — Paul Hornung, Dec. 12, 1965, at Baltimore (2-, 9-, 3-yard runs; 50-, 65-yard receptions)  
BY OPPONENT — Never

##### **Four Touchdowns, Individual**

BY PACKERS — Dorsey Levens, Jan. 2, 2000, vs. Arizona (8-, 1-, 5-, 1-yard runs)  
BY OPPONENT — DeAngelo Williams, Nov. 30, 2008, vs. Carolina (1-, 1-, 1-, 1-yard runs)

##### **Three Touchdowns, Individual**

BY PACKERS — James Jones, Dec. 16, 2012, at Chicago (29-, 8-, 6-yard receptions)  
BY OPPONENT — Matt Forte, Dec. 29, 2013, at Chicago (4-yard reception; 5-, 1-yard runs)

## THE LAST TIME

### **FIELD GOALS/PATs**

#### **Five Field Goals Made, Individual**

BY PACKERS — Mason Crosby, Oct. 6, 2013, vs. Detroit (26, 52, 31, 42, 45 yards)  
BY OPPONENT — Dan Bailey, Dec. 15, 2013, at Dallas (47, 23, 43, 50, 50 yards)

#### **Four Field Goals Made, Individual**

BY PACKERS — Mason Crosby, Nov. 30, 2014, vs. New England (32, 35, 33, 28 yards)  
BY OPPONENT — Dan Carpenter, Dec. 14, 2014, at Buffalo (27, 51, 35, 48 yards)

#### **60-Yard Field Goal**

BY PACKERS — Never  
BY OPPONENT — David Akers, Sept. 9, 2012, vs. San Francisco (63 yards)

#### **50-Yard Field Goal**

BY PACKERS — Mason Crosby, Dec. 8, 2014, vs. Atlanta (53 yards)  
BY OPPONENT — Dan Carpenter, Dec. 14, 2014, at Buffalo (51 yards)

#### **Blocked Field-Goal Attempt**

BY PACKERS — Brad Jones, Dec. 8, 2014, vs. Atlanta (53-yard Matt Bryant attempt)  
BY OPPONENT — Isa Abdul-Quddus, Dec. 28, 2014, vs. Detroit (52-yard Mason Crosby attempt)

#### **Two-Point Conversion**

BY PACKERS — Randall Cobb, Sept. 14, 2014, vs. N.Y. Jets (pass from Aaron Rodgers)  
BY OPPONENT — Charles Johnson, Nov. 23, 2014, at Minnesota (pass from Teddy Bridgewater)

#### **Point After Touchdown Missed**

BY PACKERS — Mason Crosby, Dec. 8, 2014, vs. Atlanta (blocked, fifth attempt)  
BY OPPONENT — Mike Nugent, Sept. 22, 2013, at Cincinnati (blocked, fourth attempt)

#### **Blocked Point After Touchdown**

BY PACKERS — Datone Jones, Sept. 22, 2013, at Cincinnati (Mike Nugent, fourth attempt)  
BY OPPONENT — Ra'Shede Hageman, Dec. 8, 2014, vs. Atlanta (Mason Crosby, fifth attempt)

### **PUNTING**

#### **70-Yard Punt**

BY PACKERS — Tim Masthay, Dec. 18, 2011, at Kansas City (71 yards)  
BY OPPONENT — Jon Ryan, Sept. 24, 2012, at Seattle (73 yards)

#### **60-Yard Punt**

BY PACKERS — Tim Masthay, Dec. 14, 2014, at Buffalo (63 yards)  
BY OPPONENT — Brad Nortman, Oct. 19, 2014, vs. Carolina (67 yards)

#### **Blocked Punt**

BY PACKERS — Jamari Lattimore, Nov. 4, 2013, vs. Chicago (Adam Podlesh, punter)  
BY OPPONENT — Bryan Braman, Nov. 16, 2014, vs. Philadelphia (Tim Masthay, punter)

#### **10 Punts, Individual**

BY PACKERS — Jon Ryan, Nov. 19, 2006, vs. New England (10 punts; 459 yards)  
BY OPPONENT — Chris Kluwe, Dec. 21, 2006, vs. Minnesota (10 punts; 434 yards)

#### **No Punts**

BY PACKERS — Oct. 26, 2014, at New Orleans  
BY OPPONENT — Oct. 26, 2014, at New Orleans

### **OTHER SPECIAL TEAMS**

#### **Kickoff Returned for Touchdown**

BY PACKERS — Randall Cobb, Sept. 8, 2011, vs. New Orleans (108 yards)  
BY OPPONENT — Chris Williams, Nov. 9, 2014, vs. Chicago (101 yards)

#### **Punt Returned for Touchdown**

BY PACKERS — Micah Hyde, Dec. 28, 2014, vs. Detroit (55 yards)  
BY OPPONENT — Marcus Thigpen, Dec. 14, 2014, at Buffalo (75 yards)

#### **Blocked (Opponent) Field Goal Returned for Touchdown**

BY PACKERS — Willie Buchanon, Dec. 17, 1972, at New Orleans (57 yards)  
BY OPPONENT — Shawn Springs, Nov. 1, 1999, vs. Seattle (61 yards)

#### **Blocked Punt Returned for Touchdown**

BY PACKERS — Dezman Moses, Oct. 28, 2012, vs. Jacksonville (0 yards; Bryan Anger, punter)  
BY OPPONENT — DeVier Posey, Oct. 14, 2012, at Houston (0 yards; Tim Masthay, punter)

#### **Recovered Own Onside Kick Attempt**

BY PACKERS — Jamari Lattimore, Nov. 4, 2013, vs. Chicago (Mason Crosby, kicker)  
BY OPPONENT — Darrell Stuckey, Nov. 6, 2011, at San Diego (Nick Novak, kicker)

### **OTHER DEFENSE**

#### **Shutout Posted**

BY PACKERS — Oct. 31, 2010, at N.Y. Jets (9-0)  
BY OPPONENT — Nov. 19, 2006, vs. New England (35-0)

#### **Fumble Returned for Touchdown**

BY PACKERS — Casey Hayward, Nov. 16, 2014, vs. Philadelphia (49 yards)  
BY OPPONENT — Don Carey, Sept. 21, 2014, at Detroit (40 yards)

#### **Safety Scored**

BY PACKERS — Team, Dec. 28, 2014, vs. Detroit (Matthew Stafford penalized for intentional grounding in end zone)  
BY OPPONENT — Buffalo, Dec. 14, 2014, at Buffalo (Eddie Lacy recovered in end zone, play blown dead)

#### **Five Sacks, Individual**

BY PACKERS — Vonnie Holliday, Dec. 22, 2002, vs. Buffalo  
BY OPPONENT — Antwan Odom, Sept. 20, 2009, vs. Cincinnati

#### **Four Sacks, Individual**

BY PACKERS — Kabeer Gbaja-Biamila, Jan. 2, 2005, at Chicago  
BY OPPONENT — Chris Clemons, Sept. 24, 2012, at Seattle

#### **Three Sacks, Individual**

BY PACKERS — A.J. Hawk, Oct. 13, 2013, at Baltimore  
BY OPPONENT — Shea McClellin, Nov. 4, 2013, vs. Chicago

### **MISCELLANEOUS**

#### **No Penalties**

BY PACKERS — Nov. 4, 2013, vs. Chicago  
BY OPPONENT — Dec. 14, 1997, at Carolina

#### **Game Without Touchdown**

BY PACKERS — Dec. 12, 2010, at Detroit  
BY OPPONENT — Oct. 16, 2011, vs. St. Louis

#### **50 Points, Game**

BY PACKERS — 53, Nov. 16, 2014, vs. Philadelphia  
BY OPPONENT — 51, Nov. 24, 2008, at New Orleans

#### **40 Points, Game**

BY PACKERS — 43, Dec. 8, 2014, vs. Atlanta  
BY OPPONENT — 44, Oct. 26, 2014 at New Orleans

#### **500 Yards Total Offense**

BY PACKERS — 502, Dec. 8, 2014, vs. Atlanta  
BY OPPONENT — 561, Nov. 28, 2013, at Detroit

#### **Tie Game**

Green Bay 26, Minnesota 26, Nov. 24, 2013











# GREEN BAY 38, CHICAGO 17

Soldier Field, Sunday, Sept. 28, 2014. Attendance: 61,736. Time: 2:56. Weather: 70° F, Humidity: 67 percent, Wind: NE 3 mph

# GAME 4

CHICAGO -- Aaron Rodgers urged Packers fans to relax. Maybe they will after this one. Rodgers threw for 302 yards and four touchdowns, and Green Bay shook off one of its worst offensive performances in years with a 38-17 victory over the Chicago Bears on Sunday afternoon.

The Packers (2-2) scored on their first six possessions to build a 38-17 lead. They racked up 358 yards after being held to 223, their lowest total since 2008, a week earlier in a 19-7 loss at Detroit.

They intercepted Jay Cutler twice in the third quarter to pull away from the Bears (2-2). That gave Green Bay five straight wins at Soldier Field, including the NFC title game four years ago and a playoffs-or-bust finale for both teams last season.

Rodgers called on Packers fans to take a deep breath during the week, and he gave them reason to exhale with this performance.

He had all the answers in this one.

Rodgers posted a 151.2 rating for the game, completing 22 of 28 passes, and had all the time he needed with five-time Pro Bowl defensive end Jared Allen sitting out because of an illness.

He threw two touchdown passes each to Randall Cobb and Jordy Nelson, and a fifth got called back by a penalty. That happened early in the third when a scrambling Rodgers got hit by at least one defender while unleashing an awkward, wobbly 34-yard pass that somehow connected with Davante Adams in the end zone.

Cobb had seven catches for 113 yards. Nelson had 10 receptions for 108 yards, and the Packers came away with the win despite allowing 496 yards.

The offenses were so effective - or the defenses struggled so badly - that neither team punted. That happened only once before in a regular-season NFL game, 22 years ago.

The Bears basically matched Green Bay score for score before Cutler threw those interceptions. He wound up passing for 256 yards and two TDs but fell to 1-10 lifetime against Green Bay, counting the possession.

Matt Forte ran for 122 yards on 23 carries. Martellus Bennett had nine catches for a career-high 134 yards, but Chicago came up short after back-to-back wins at San Francisco and the New York Jets.

Mason Crosby kicked a 53-yard field goal on the opening possession of the second half to extend the Packers' lead to 24-17 and things unraveled for the Bears after that. Chicago had the ball on the Green Bay 24 when Cutler hit cornerback Tramon Williams in the chest with a pass. The ball ricocheted to Clay Matthews, who returned it 45 yards. That led to an 11-yard scoring pass from Rodgers to Nelson, making it 31-17.

Another interception set up another TD for the Packers. This time, Brandon Marshall went long when Cutler expected him to cut back toward the quarterback.

The pass went right to Sam Shields, who crossed the field on a 62-yard return to put the ball at the 11. Chicago's Jonathan Beasley got called for a hold, negating a field goal by Crosby.

The Packers took a 24-17 lead to the locker room after the two teams combined for 508 yards. Chicago missed a touchdown by inches when Bennett got stopped just short of the end zone on an 8-yard catch. Cutler thought Bennett reached across the goal line before getting taken down, but the ball was upfield after a replay.

Then, in the third quarter, Green Bay created some breathing room.

**OFFICIALS** — Referee: Terry McAulay (77); Umpire: Bryan Neale (92); Head Linesman: Greg Bradley (99); Line Judge: Tom Stephan (98); Side Judge: James Coleman (95); Field Judge: Dwyro Prieleau (109); Back Judge: Gregory Steed (12); Replay Official: Ernie Franz

Green Bay Packers		Chicago Bears	
Offense	Defense	Offense	Defense
WR 87 Nelson	NT 98 Ligon	WR 15 B.Marshall	DE 99 L.Houston
LT 69 D.Bakhtiari	ROE 76 M.Daniels	LT 74 J.Bushrod	DT 93 W.Sutton
LG 71 J.Ston	LOB 56 J.Peppers	LG 70 M.Ola	DT 92 S.Paea
C 63 C.Linsley	BLB 50 A.Hawk	CB 64 B.de la Puente	DE 97 W.Young
RT 70 T.Lang	MLB 57 J.Lathmore	RG 75 K.Long	LB 55 L.Briggs
RG 75 B.Bullock	ROLB 52 C.Matthews	RB 67 J.Mims	LB 57 J.Jostic
TE 89 R.Rodgers	LCB 38 T.Williams	TE 83 M.Bennett	LB 58 D.Williams
WR 18 R.Cobb	ROB 37 S.Shields	WR 17 A.Jeffery	ROB 23 K.Fuller
QB 12 A.Rodgers	SS 42 M.Burnett	QB 6 J.Cutler	LB 26 T.Jammings
RB 27 E.Lacy	FS 33 M.Hyde	RB 22 M.Forte	RB 19 J.Mo'gan
TE 81 A.Quarless	NB 31 D.Huse	WR 19 J.Mo'gan	S 47 C.Coote

**GREEN BAY SUBSTITUTIONS** — K 2 M.Crosby, P 8 T.Mesheray, WR 17 D.Adams, S 21 H.Chilton-Dix, CB 24 J.Bush, RB 28 D.Harris, S 28 S.Richardson, CB 29 C.Heyward, FB 30 J.Kuhn, RB 44 S.Banks, LB 58 S.Barrington, LB 61 B.Goode, DT 64 M.Memee, G 65 L.Taylor, T 78 D.Sherrod, TE 82 R.Taylor, WR 83 J.Kennett, LB 93 J.Boyd, DE 96 D.Jones, LB/DE 96 M.Neal, **DID NOT PLAY** — OB 10 M.Flynn, **INACTIVES** — WR 11 J.Boyd, CB 16 S.Stolzen, CB 39 D.Goodson, LB 54 C.Braddock, LB 59 B.Jones, C 72 G.Gerhart.

### FIELD GOALS (made / & missed)

Player	Yards	Result	Player	Yards	Result
R.Gould	17	2/2	R.Gould	17	0/0
R.Gould	33	1/1	R.Gould	33	0/0
R.Gould	49	1/1	R.Gould	49	0/0
R.Gould	65	1/1	R.Gould	65	0/0
R.Gould	81	1/1	R.Gould	81	0/0
R.Gould	97	1/1	R.Gould	97	0/0
R.Gould	113	1/1	R.Gould	113	0/0
R.Gould	129	1/1	R.Gould	129	0/0
R.Gould	145	1/1	R.Gould	145	0/0

### GREEN BAY DEFENSIVE STATISTICS (press box)

Player	Att	Comp	Yds	Sk	KYD	TD	LG	Int	RT
J.Cutler	22	22	302	1/0	4	46	0	151.2	
A.Rodgers	28	22	302	1/0	4	46	0	151.2	
Total	28	22	302	1/0	4	46	0	151.2	

Green Bay Packers										Chicago Bears										
RUSHING	ATT	YDS	AVG	LG	TD	PASSING	ATT	CMP	YDS	SK/YD	TD	LG	IN	RT	RUSHING	ATT	YDS	AVG	LG	TD
E.Lacy	17	48	2.8	10	1	J.Cutler	34	22	256	1/4	2	27	2	82.5	M.Forte	23	122	5.3	19	0
A.Rodgers	1	8	8.0	8	0	J.Clausen	1	1	9	0/0	0	9	0	104.2	K.Carey	14	72	5.1	13	0
Total	18	56	3.1	10	1	Total	35	23	265	1/4	2	27	2	83.6	J.Cutler	3	29	9.7	15	0
															A.Jeffery	1	12	12.0	12	0
															Total	41	235	5.7	19	0

Green Bay Packers										Chicago Bears										
PASS RECEIVING	NO	YDS	AVG	LG	TD	INTERCEPTIONS	NO	YDS	AVG	LG	TD	PUNTING	NO	YDS	AVG	NET	TB	IN20	LG	TD
J.Nelson	10	108	10.8	23	2	S.Shields	1	62	62.0	62	0	J.Cutler	0	0	0.0	0	0	0	0	0
R.Cobb	7	113	16.1	46	2	C.Matthews	1	40	40.0	40	0	Total	0	0	0.0	0	0	0	0	0
R.Rodgers	2	52	26.0	43	0	Total	2	102	51.0	62	0									
D.Adams	1	18	18.0	15	0															
E.Lacy	1	11	11.0	11	0															
Total	22	302	13.7	46	4															

Green Bay Packers										Chicago Bears											
KICK RETURNS	NO	YDS	AVG	FC	LG	TD	FUMBLES	FumLost	Rec Yds	TD	FF Rec	Yds	TD	Bts	KICK RETURNS	NO	YDS	AVG	FC	LG	TD
M.Hyde	2	47	23.5	0	25	0	J.Cutler	2	0	0	0	0	0	0	R.Ross	2	43	21.5	0	22	0
D.Harris	1	20	20.0	0	20	0	A.Jeffery	1	0	0	0	0	0	0	(back)	5	0	0.0	0	0	0
Returns	3	67	22.3	0	25	0	Total	3	0	0	0	0	0	0	Returns	2	43	21.5	0	22	0

TOTAL FIRST DOWNS					TOTAL RETURN YARDS (not inc. Kickoffs)				
By Rushing	By Passing	By Penalty	Visitor Packers	Home Bears	Net Punting Average	No. and Yards Return	No. and Yards Kickoff Returns	No. and Yards Interception Returns	Penalties Number and Yards
21	16	2	33	33	1.0	0	0	0	9-70
3	16	14	16	14	0.0	0	0	0	6-46
3	14	3	14	14	0.0	0	0	0	3-0
2	2	3	2	3	0.0	0	0	0	2
2	16	14	16	14	0.0	0	0	0	5
2	16	14	16	14	0.0	0	0	0	2
2	16	14	16	14	0.0	0	0	0	1
2	16	14	16	14	0.0	0	0	0	2
2	16	14	16	14	0.0	0	0	0	1
2	16	14	16	14	0.0	0	0	0	2
2	16	14	16	14	0.0	0	0	0	1
2	16	14	16	14	0.0	0	0	0	2
2	16	14	16	14	0.0	0	0	0	1
2	16	14	16	14	0.0	0	0	0	2
2	16	14	16	14	0.0	0	0	0	1
2	16	14	16	14	0.0	0	0	0	2
2	16	14	16	14	0.0	0	0	0	1
2	16	14	16	14	0.0	0	0	0	2
2	16	14	16	14	0.0	0	0	0	1
2	16	14	16	14	0.0	0	0	0	2
2	16	14	16	14	0.0	0	0	0	1
2	16	14	16	14	0.0	0	0	0	2
2	16	14	16	14	0.0	0	0	0	1
2	16	14	16	14	0.0	0	0	0	2
2	16	14	16	14	0.0	0	0	0	1
2	16	14	16	14	0.0	0	0	0	2
2	16	14	16	14	0.0	0	0	0	1
2	16	14	16	14	0.0	0	0	0	2
2	16	14	16	14	0.0	0	0	0	1
2	16	14	16	14	0.0	0	0	0	2
2	16	14	16	14	0.0	0	0	0	1
2	16	14	16	14	0.0	0	0	0	2
2	16	14	16	14	0.0	0	0	0	1
2	16	14	16	14	0.0	0	0	0	2
2	16	14	16	14	0.0	0	0	0	1
2	16	14	16	14	0.0	0	0	0	2
2	16	14	16	14	0.0	0	0	0	1
2	16	14	16	14	0.0	0	0	0	2
2	16	14	16	14	0.0	0	0	0	1
2	16	14	16	14	0.0	0	0	0	2
2	16	14	16	14	0.0	0	0	0	1
2	16	14	16	14	0.0	0	0	0	2
2	16	14	16	14	0.0	0	0	0	1
2	16	14	16	14	0.0	0	0	0	2
2	16	14	16	14	0.0	0	0	0	1
2	16	14	16	14	0.0	0	0	0	2
2	16	14	16	14	0.0	0	0	0	1
2	16	14	16	14	0.0	0	0	0	2
2	16	14	16	14	0.0	0	0	0	1
2	16	14	16	14	0.0	0	0	0	2
2	16	14	16	14	0.0	0	0	0	1
2	16	14	16	14	0.0	0	0	0	2
2	16	14	16	14	0.0	0	0	0	1
2	16	14	16	14	0.0	0	0	0	2
2	16	14	16	14	0.0	0	0	0	1
2	16	14	16	14	0.0	0	0	0	2
2	16	14	16	14	0.0	0	0	0	1
2	16	14	16	14	0.0	0	0	0	2
2	16	14	16	14	0.0	0	0	0	1
2	16	14	16	14	0.0	0	0	0	2
2	16	14	16	14	0.0	0	0	0	1
2	16	14	16	14	0.0	0	0	0	2
2	16	14	16	14	0.0	0	0	0	1
2	16	14	16	14	0.0	0	0	0	2
2	16	14	16	14	0.0	0	0	0	1
2	16	14	16	14	0.0	0	0	0	2
2	16	14	16	14	0.0	0	0	0	1
2	16	14	16	14	0.0	0	0	0	2
2	16	14	16	14	0.0	0	0	0	1
2	16	14	16	14	0.0	0	0	0	2
2	16</								







**MIAMI GARDENS, Fla.** — Aaron Rodgers stood face-mask to face-mask with a teammate, screaming in jubilation at the end of a hot, harrowing afternoon.

Rodgers had the last word Sunday, throwing a 4-yard touchdown pass to Andrew Quarless with three seconds left to help the Green Bay Packers rally past the Miami Dolphins 27-24.

Green Bay twice gave up leads and trailed 24-17 before Rodgers directed consecutive drives of 68 and 60 yards for the victory. He overcame a fumble and a fourth-and-10 on the Packers' final possession, and faked an intentional spike before throwing a completion that set up the touchdown. Rodgers finished with three touchdown passes and 264 yards while committing no turnovers. The Packers (4-2) earned their third consecutive victory, won in Miami for the second time ever and remained tied with the Detroit Lions atop the NFC North.

The Dolphins (2-3) lost despite the return of six starters who had missed playing time. They overcame deficits of 10-3 and 17-10 to take a 24-17 lead with nine minutes left when Ryan Tannehill hit Mike Wallace for a 5-yard score.

At that point the Packers appeared to be willing on a typical fall day in the subtropics -- sunny, humid and 85 degrees.

Rodgers kicked a field goal with 4:09 to go, making it 24-20, then forced a punt to start at their 40 with 2:04 left.

Rodgers fumbled when sacked, and teammate J.J. Lary recovered. That set up a fourth-and-10, but Rodgers threw to Jordy Nelson for 18 yards, then hit James Starks on third-and-10 for 10 yards.

With the clock running following another completion, Rodgers faked a spike before throwing to Davante Adams, who gained 12 yards before going out of bounds with six seconds remaining.

Following a Dolphins timeout, Quarless easily outmaneuvered linebacker Philip Wheeler for the winning catch. Wheeler wasn't thrilled with the defensive scheme, which left him alone on the flank.

Playing in his 10th regular-season game, Rodgers also threw for scores of 9 yards to Nelson and 5 yards to Randall Cobb. He has 15 touchdowns passes and only one interception this season.

With the Packers' secondary depleted, Tannehill threw for two scores and 143 yards in the second half, but he was unable to run out the clock with a 24-20 lead. The Dolphins tried four passes and ran only three times on their final possession.

Green Bay made a goal-line stand in the first quarter, stopping Miami three consecutive times at the 1, including on fourth down when Morgan Burnett tackled Knowshon Moreno for a loss. Casey Hayward intercepted Tannehill to set up a field goal.

The Packers enjoyed a 14-and-a-half-minute advantage in time of possession, a big change from other games this season. Their run defense was ranked as the NFL's worst, but Miami's running backs totaled only 63 yards on 20 carries.

**OFFICIALS** — Referee: Bill Vinovich (52); Umpire: Paul King (12); Head Linesman: Phil McKinney (10); Line Judge: Rusty Baynes (59); Side Judge: Jimmy Debel (58); Field Judge: John Jenkins (117); Back Judge: Jim Quirk (63); Replay Official: Dale Harter

Green Bay Packers		Miami Dolphins	
Offense	Defense	Offense	Defense
WR 87 Nelson	NT 98 Lutton	WR 82 Brathwaite	LE 91 C.Walker
LT 69 Dalkhart	RDE 76 McDaniels	LT 71 B.Albert	DT 94 R.Starks
LG 71 J.Stjohn	LOB 56 J.Peppers	LG 67 D.Coleidge	DT 90 E.Mitchell
C 63 C.Hasley	BLB 50 A.Hawk	CB 64 S.Satele	RE 50 O.Vernon
RG 70 T.Lang	MLB 57 J.Lathmore	RG 51 M.Pouncey	LB 55 K.Misi
RT 75 B.Buruga	ROLB 52 C.Matthews	RT 70 J.James	LB 21 B.Jenkins
TE 81 A.Quarless	LCB 38 T.Williams	TE 42 C.Clay	CB 25 B.Gimes
WR 17 D.Adams	RCB 37 S.Shields	WR 11 M.Wallace	CB 24 C.Fleming
QB 12 A.Rodgers	QB 31 D.House	QB 17 R.Tannehill	S 20 L.Pelmas
RB 27 E.Clay	SS 42 M.Burnett	SS 24 L.Miller	S 20 J.Wilson
WR 18 R.Cobb	FS 33 M.Hyde	WR 18 J.Landry	S 27 J.Rodgers

**GREEN BAY SUBSTITUTIONS** — K 2 M.Crosby, P 8 T.Masthay, WR 13 K.Dorey, S 21 H.Clinch-Dix, CB 24 J.Bush, RB 26 D.Harris, S 28 S.Richardson, CB 29 C.Hayward, FB 30 J.Kim, RB 44 J.Starks, LB 59 B.Jones, LS 61 B.Goode, DT 64 M.Pennell, G 65 L.Taylor, T 78 D.Sherrod, WR 83 J.James, TE 86 R.Bostick, TE 89 J.Elliott, DT 93 J.Boyd, LBDE 96 M.Neal, LBDE 97 L.Robinson, **DID NOT PLAY** — QB 10 M.Flynn, **INACTIVES** — WR 11 J.Bojkin, QB 16 S.Tolden, CB 39 D.Goodson, LB 54 C.Braddock, LB 58 S.Barrington, C 72 G.Gerhart, DE 95 D.Jones.

Green Bay Packers		Miami Dolphins	
Offense	Defense	Offense	Defense
WR 87 Nelson	NT 98 Lutton	WR 82 Brathwaite	LE 91 C.Walker
LT 69 Dalkhart	RDE 76 McDaniels	LT 71 B.Albert	DT 94 R.Starks
LG 71 J.Stjohn	LOB 56 J.Peppers	LG 67 D.Coleidge	DT 90 E.Mitchell
C 63 C.Hasley	BLB 50 A.Hawk	CB 64 S.Satele	RE 50 O.Vernon
RG 70 T.Lang	MLB 57 J.Lathmore	RG 51 M.Pouncey	LB 55 K.Misi
RT 75 B.Buruga	ROLB 52 C.Matthews	RT 70 J.James	LB 21 B.Jenkins
TE 81 A.Quarless	LCB 38 T.Williams	TE 42 C.Clay	CB 25 B.Gimes
WR 17 D.Adams	RCB 37 S.Shields	WR 11 M.Wallace	CB 24 C.Fleming
QB 12 A.Rodgers	QB 31 D.House	QB 17 R.Tannehill	S 20 L.Pelmas
RB 27 E.Clay	SS 42 M.Burnett	SS 24 L.Miller	S 20 J.Wilson
WR 18 R.Cobb	FS 33 M.Hyde	WR 18 J.Landry	S 27 J.Rodgers

**GREEN BAY SUBSTITUTIONS** — K 2 M.Crosby, P 8 T.Masthay, WR 13 K.Dorey, S 21 H.Clinch-Dix, CB 24 J.Bush, RB 26 D.Harris, S 28 S.Richardson, CB 29 C.Hayward, FB 30 J.Kim, RB 44 J.Starks, LB 59 B.Jones, LS 61 B.Goode, DT 64 M.Pennell, G 65 L.Taylor, T 78 D.Sherrod, WR 83 J.James, TE 86 R.Bostick, TE 89 J.Elliott, DT 93 J.Boyd, LBDE 96 M.Neal, LBDE 97 L.Robinson, **DID NOT PLAY** — QB 10 M.Flynn, **INACTIVES** — WR 11 J.Bojkin, QB 16 S.Tolden, CB 39 D.Goodson, LB 54 C.Braddock, LB 58 S.Barrington, C 72 G.Gerhart, DE 95 D.Jones.

**FIELD GOALS (made / & missed)**

Green Bay Packers	C.Sturgis	2	3	4	10	0	0	0	0
Miami Dolphins	S.Shields	3	7	7	14	0	0	0	0

**GREEN BAY DEFENSIVE STATISTICS (official)**

UT	A	TEL	TT	SK	QBH	FE	FR	INT	PD
H.Clinch-Dix	8	1	9	0-0	0	0	0	1	0
L.Gilton	4	3	0	0-0	1	0	0	0	0
M.Hyde	6	0	0	6-0	0	0	0	0	0
M.Burnett	4	1	1	5-0	0	0	0	0	0
J.Peppers	3	1	0	4-0	1	0	0	0	0
T.Williams	3	1	0	4-0	1	0	0	0	0
M.Daniels	2	2	0	4-0	1	0	0	0	0
A.Hawk	2	1	0	3-0	1	0	0	0	0
J.Bush	2	0	0	2-0	0	0	0	0	0
C.Hayward	2	0	0	2-0	0	0	0	1	10
<b>Totals</b>	<b>43</b>	<b>16</b>	<b>2</b>	<b>59</b>	<b>17</b>	<b>9</b>	<b>0</b>	<b>1</b>	<b>2-10</b>

**GREEN BAY DEFENSIVE STATISTICS (official)**

UT	A	TEL	TT	SK	QBH	FE	FR	INT	PD
D.House	2	0	0	2-0	1	0	0	0	0
N.Perry	2	0	0	2-0	0	0	0	0	0
S.Shields	1	1	0	2-0	0	0	0	0	1-0
J.Lathmore	0	2	0	2-0	0	0	0	0	0
B.Jones	1	0	0	1-0	1	0	0	0	0
M.Neal	1	0	0	1-0	1	0	0	0	0
J.Boyd	0	1	0	1-0	1	0	0	0	0
M.Pennell	0	1	0	1-0	1	0	0	0	0
C.Matthews	0	1	0	1-0	1	0	0	0	0
<b>Totals</b>	<b>43</b>	<b>16</b>	<b>2</b>	<b>59</b>	<b>17</b>	<b>9</b>	<b>0</b>	<b>1</b>	<b>2-10</b>

**GREEN BAY DEFENSIVE STATISTICS (official)**

UT	A	TEL	TT	SK	QBH	FE	FR	INT	PD
D.House	2	0	0	2-0	1	0	0	0	0
N.Perry	2	0	0	2-0	0	0	0	0	0
S.Shields	1	1	0	2-0	0	0	0	0	1-0
J.Lathmore	0	2	0	2-0	0	0	0	0	0
B.Jones	1	0	0	1-0	1	0	0	0	0
M.Neal	1	0	0	1-0	1	0	0	0	0
J.Boyd	0	1	0	1-0	1	0	0	0	0
M.Pennell	0	1	0	1-0	1	0	0	0	0
C.Matthews	0	1	0	1-0	1	0	0	0	0
<b>Totals</b>	<b>43</b>	<b>16</b>	<b>2</b>	<b>59</b>	<b>17</b>	<b>9</b>	<b>0</b>	<b>1</b>	<b>2-10</b>

**GREEN BAY DEFENSIVE STATISTICS (official)**

UT	A	TEL	TT	SK	QBH	FE	FR	INT	PD
D.House	2	0	0	2-0	1	0	0	0	0
N.Perry	2	0	0	2-0	0	0	0	0	0
S.Shields	1	1	0	2-0	0	0	0	0	1-0
J.Lathmore	0	2	0	2-0	0	0	0	0	0
B.Jones	1	0	0	1-0	1	0	0	0	0
M.Neal	1	0	0	1-0	1	0	0	0	0
J.Boyd	0	1	0	1-0	1	0	0	0	0
M.Pennell	0	1	0	1-0	1	0	0	0	0
C.Matthews	0	1	0	1-0	1	0	0	0	0
<b>Totals</b>	<b>43</b>	<b>16</b>	<b>2</b>	<b>59</b>	<b>17</b>	<b>9</b>	<b>0</b>	<b>1</b>	<b>2-10</b>

**GREEN BAY DEFENSIVE STATISTICS (official)**

UT	A	TEL	TT	SK	QBH	FE	FR	INT	PD
D.House	2	0	0	2-0	1	0	0	0	0
N.Perry	2	0	0	2-0	0	0	0	0	0
S.Shields	1	1	0	2-0	0	0	0	0	1-0
J.Lathmore	0	2	0	2-0	0	0	0	0	0
B.Jones	1	0	0	1-0	1	0	0	0	0
M.Neal	1	0	0	1-0	1	0	0	0	0
J.Boyd	0	1	0	1-0	1	0	0	0	0
M.Pennell	0	1	0	1-0	1	0	0	0	0
C.Matthews	0	1	0	1-0	1	0	0	0	0
<b>Totals</b>	<b>43</b>	<b>16</b>	<b>2</b>	<b>59</b>	<b>17</b>	<b>9</b>	<b>0</b>	<b>1</b>	<b>2-10</b>

**GREEN BAY DEFENSIVE STATISTICS (official)**

UT	A	TEL	TT	SK	QBH	FE	FR	INT	PD
D.House	2	0	0	2-0	1	0	0	0	0
N.Perry	2	0	0	2-0	0	0	0	0	0
S.Shields	1	1	0	2-0	0	0	0	0	1-0
J.Lathmore	0	2	0	2-0	0	0	0	0	0
B.Jones	1	0	0	1-0	1	0	0	0	0
M.Neal	1	0	0	1-0	1	0	0	0	0
J.Boyd	0	1	0	1-0	1	0	0	0	0
M.Pennell	0	1	0	1-0	1	0	0	0	0
C.Matthews	0	1	0	1-0	1	0	0	0	0
<b>Totals</b>	<b>43</b>	<b>16</b>	<b>2</b>	<b>59</b>	<b>17</b>	<b>9</b>	<b>0</b>	<b>1</b>	<b>2-10</b>

**GREEN BAY DEFENSIVE STATISTICS (official)**

UT	A	TEL	TT	SK	QBH	FE	FR	INT	PD
D.House	2	0	0	2-0	1	0	0	0	0
N.Perry	2	0	0	2-0	0	0	0	0	0
S.Shields	1	1	0	2-0	0	0	0	0	1-0
J.Lathmore	0	2	0	2-0	0	0	0	0	0
B.Jones	1	0	0	1-0	1	0	0	0	0
M.Neal	1	0	0	1-0	1	0	0	0	0
J.Boyd	0	1	0	1-0	1	0	0	0	0
M.Pennell	0	1	0	1-0	1	0	0	0	0
C.Matthews	0	1	0	1-0	1	0	0	0	0
<b>Totals</b>	<b>43</b>	<b>16</b>	<b>2</b>	<b>59</b>	<b>17</b>	<b>9</b>	<b>0</b>	<b>1</b>	<b>2-10</b>

**GREEN BAY DEFENSIVE STATISTICS (official)**

UT	A	TEL	TT	SK	QBH	FE	FR	INT	PD
D.House	2	0	0	2-0	1	0	0	0	0
N.Perry	2	0	0	2-0	0	0	0	0	0
S.Shields	1	1	0	2-0	0	0	0	0	1-0
J.Lathmore	0	2	0	2-0	0	0	0	0	0
B.Jones	1	0	0	1-0	1	0	0	0	0
M.Neal	1	0	0	1-0	1	0	0	0	0
J.Boyd	0	1	0	1-0	1	0	0	0	0
M.Pennell	0	1	0	1-0	1	0	0	0	0
C.Matthews	0	1	0	1-0	1	0	0	0	0
<b>Totals</b>	<b>43</b>	<b>16</b>	<b>2</b>	<b>59</b>	<b>17</b>	<b>9</b>	<b>0</b>	<b>1</b>	<b>2-10</b>

**GREEN BAY DEFENSIVE STATISTICS (official)**

UT	A	TEL	TT	SK	QBH	FE	FR	INT	PD
D.House	2	0	0	2-0	1	0	0	0	0
N.Perry	2	0	0	2-0	0	0	0	0	0
S.Shields	1	1	0	2-0	0	0	0	0	1-0
J.Lathmore	0	2	0	2-0	0	0	0	0	0
B.Jones	1	0	0	1-0	1	0	0	0	0
M.Neal	1	0	0	1-0	1	0	0	0	0
J.Boyd	0	1	0	1-0	1	0	0	0	0
M.Pennell	0	1	0						



# GREEN BAY 38, CAROLINA 17

Lambeau Field, Sunday, Oct. 20, 2014. Attendance: 78,106. Time: 3:07. Weather: 48° F, Humidity: 73 percent. Wind: SW 12 mph

# GAME 7

**GREEN BAY** WRs -- Randall Cobb got messy on his Lambeau Leap. A fan spilled ketchup on the receiver's uniform during his post-touchdown celebration in the second quarter of Green Bay's 38-17 win Sunday over the Carolina Panthers. It was about the only stain on an otherwise flawless first half for the Packers.

Aaron Rodgers threw three touchdown passes. Cobb touched the Carolina secondary for 121 yards and a score on six catches and Green Bay dominated after building a 28-3 lead at halftime. The sure-tackling Packers (5-2) limited quarterback Cam Newton. Green Bay scored on its first three series, and the 25-point lead at halftime eliminated the threat of the Panthers' ground game. Cobb said it might have been the team's most complete performance of the season. Newton, who had a career-high 17 carries last week, had 41 yards rushing on seven attempts. He passed for 205 yards and a fourth-quarter touchdown for Carolina (3-3-1).

His Packers' counterpart was masterful against the Carolina defense. The 2011 MVP was 19 of 22 for 255 yards before leaving early in the fourth quarter with the game well in hand. It was Rodgers' sixth straight game without an interception, tying Bart Starr for the franchise record set in 1964. Rodgers' finished Sunday with a quarterback rating of 154.5, and the Packers said he was just the second player in NFL history with a rating of 150 or more in two of the first seven games of the season. New England's Tom Brady also did it in 2007.

Carolina coach Ron Rivera saw more than enough of Green Bay's offense. Rodgers' connection with Jordy Nelson for a 59-yard scoring strike and never looked back to win their fourth straight. Eddie Lacy and James Starks each added rushing touchdowns in the first quarter. The Packers finally got their first touchdown with 9:39 left in the fourth quarter after Newton found receiver Kelvin Benjamin for a 13-yard score. Nearly everything went right for the Packers in the first half, when nearly everything went wrong for the Panthers. Carolina had pushed Green Bay back to third-and-12 on the Packers' 28 on the first drive when the Panthers were whittled for back-to-back penalties. Rodgers scrambled for 3 yards on third-and-2 before finding Nelson for the long touchdown pass.

Nelson got behind cornerback Antonio Carson, who then slipped. Safety Roman Harper watched Nelson slide past around him and log all the way into the end zone. Green Bay's next drive ended with Lacy high-stepping his way for a 5-yard touchdown and a 14-0 lead with 5:53 left in the first quarter. Carolina's frustration mounted as the deficit grew.

Linebacker Luke Kuebel was derailed late in the third quarter. Last season's Defensive Player of the Year swung his arms and seemed agitated as he was restrained from behind by back judge Steve Freeman following a scramble for a tumble recovered by the Packers.

**OFFICIALS** — Referee: Jeff Triplette (42); Umpire: Butch Hannah (40); Head Linesman: John McGrath (5); Line Judge: Jeff Bergman (32); Side Judge: Boris Cheek (41); Field Judge: Alex Kemp (55); Back Judge: Steve Freeman (133); Replay Official: Mike Wimmer

### STARTING LINEUPS

Carolina Panthers		Green Bay Packers	
Offense	Defense	Offense	Defense
WR 82 J.Coachery	LDE 95 C.Johnson	WR 87 J.Nelson	LDE 93 J.Guion
LT 77 B.Bell	LDT 91 C.Cole	WR 17 D.Adams	NT 98 L.Guion
LG 75 F.Velasco	RDE 98 S.Lotulelei	RDT 98 S.Lotulelei	RDE 76 M.Daniels
C 67 R.Kell	RDE 96 W.Horton	LG 71 J.Shotton	LG 52 C.Matthews
RG 70 T.Turner	MLB 59 L.Kuebel	MLB 63 C.Linsley	BLB 50 A.Hawk
RT 78 N.Chandler	WLB 58 T.Davis	RG 70 T.Lang	MLB 58 S.Barrington
TE 88 G.Olson	LCB 20 A.Cason	RT 75 B.Bulaga	REB 56 J.Peppers
WR 13 K.Benjamin	ROB 43 M.White	TE 81 A.Quarless	LCB 38 T.Williams
QB 84 E.Dickson	FS 21 T.Deboud	WR 18 R.Cobb	ROB 31 D.House
RB 28 J.Stewart	CB 30 C.Godfrey	FS 21 E.Lacy	SS 42 H.Clinton-Dix

**GREEN BAY SUBSTITUTIONS** — K 2 M.Crosby, P 9 T.Mashay, QB 10 M.Flynn, WR 11 J.Boykin, WR 13 K.Dorsey, CB 24 J.Blush, RB 26 D.Harris, S 28 S.Richardson, CB 29 C.Hayward, FB 30 J.Kim, DB 33 M.Hyde, RB 44 J.Starks, LB 53 N.Perry, LB 57 J.Lattimore, LB 59 B.Jones, LS 61 B.Goode, DT 64 M.Pennel, G 65 L.Taylor, T 78 D.Sherrod, TE 88 B.Bosstick, TE 89 R.Rodgers, LB 91 J.Elliott, LB/DE 96 M.Neal, DT 97 L.Robinson. **INACTIVES** — QB 16 S.Tolzen, CB 37 S.Shields, CB 39 D.Soodick, LB 54 C.Bradford, C 72 G.Gehart, WR 83 J.James, DE 95 D.Jones.

### FIELD GOALS (made) (& missed)

Visitor	Home
Carolina Panthers	Green Bay Packers
1	0
2	0
3	0
4	0
5	0
6	0
7	0
8	0
9	0
10	0
11	0
12	0
13	0
14	0
15	0
16	0
17	0
18	0
19	0
20	0
21	0
22	0
23	0
24	0
25	0
26	0
27	0
28	0
29	0
30	0
31	0
32	0
33	0
34	0
35	0
36	0
37	0
38	0
39	0
40	0
41	0
42	0
43	0
44	0
45	0
46	0
47	0
48	0
49	0
50	0

### GREEN BAY DEFENSIVE STATISTICS (official)

UT	A	TE	LT	SK	QB	FB	FF	FR	INT	PD
8	1	0	9	0-0	0	0	0	0	0	0
6	1	1	7	0-0	0	0	0	0	0	0
5	1	0	6	0-0	0	0	0	0	0	0
3	2	0	5	0-0	0	0	0	0	0	0
3	2	0	5	0-0	0	0	0	0	0	0
1	4	0	5	1-5	0	0	0	0	0	0
4	0	1	4	0-0	0	0	0	0	0	0
3	1	1	4	5-3	2	0	0	0	0	0
3	0	0	3	0-0	1	0	0	0	0	0
2	1	0	3	0-0	0	0	0	0	0	0
2	1	0	3	0-0	0	0	0	0	0	0
<b>Totals</b>										
48 23 4 71 3-25 6 0 0 1-21 5										

Carolina Panthers									
RUSHING	ATT	YDS	AVG	LG	TD				
J.Stewart	13	50	3.8	18	0				
C.Ogbonnaya	5	17	3.4	9	0				
<b>Total</b>	25	108	4.3	18	0				

Green Bay Packers									
PASSING	ATT	CMP	YDS	SK/YD	TD	LG	INT	RT	TD
C.Nelson	31	17	205	3/25	1	32	1	72/6	1
D.Anderson	8	5	43	0/0	1	12	0	116/1	0
<b>Total</b>	39	22	248	3/25	2	32	1	82/0	1

Carolina Panthers									
PASS RECEIVING	NO	YDS	AVG	LG	TD				
K.Benjamin	3	81	27.0	32	1				
J.Coachery	3	51	17.0	11	1				
B.Berish	2	22	11.0	12	0				
B.Williams	2	22	11.0	12	0				
J.Veain	2	22	11.0	12	0				
J.Stewart	1	12	12.0	12	0				
<b>Total</b>	22	248	11.3	32	2				

Green Bay Packers									
PASS RECEIVING	NO	YDS	AVG	LG	TD				
R.Cobb	9	105	11.7	23	2				
J.Nelson	8	81	10.1	32	1				
L.Guion	3	21	7.0	11	1				
J.Coachery	3	21	7.0	11	1				
B.Berish	2	22	11.0	12	0				
B.Williams	2	22	11.0	12	0				
J.Veain	2	22	11.0	12	0				
J.Stewart	1	12	12.0	12	0				
<b>Total</b>	47	591	12.6	32	5				

Carolina Panthers									
PUNTING	NO	YDS	AVG	NET	TB	INT	LG	IN	TD
B.Norman	7	377	53.9	42.7	2	2	67	67	0
<b>Total</b>	7	377	53.9	42.7	2	2	67	67	0

Green Bay Packers									
PUNTING	NO	YDS	AVG	NET	TB	INT	LG	IN	TD
T.Mashay	5	276	55.2	44.0	1	1	58	58	0
<b>Total</b>	5	276	55.2	44.0	1	1	58	58	0

Carolina Panthers									
PUNT RETURNS	NO	YDS	AVG	FC	LG	TD			
B.Berish	2	19	9.5	0	11	0			
C.Brown	2	17	8.5	0	12	0			
(back)	1	1	0.0	0	0	0			
<b>Total</b>	5	36	7.2	0	23	0			

Green Bay Packers									
PUNT RETURNS	NO	YDS	AVG	FC	LG	TD			
R.Cobb	1	38	38.0	0	24	0			
M.Hyde	2	0	0.0	0	0	0			
(downed)	2	0	0.0	0	0	0			
(back)	2	0	0.0	0	0	0			
<b>Total</b>	7	38	5.4	0	24	0			

Carolina Panthers									
KICK RETURNS	NO	YDS	AVG	FC	LG	TD			
D.Harris	1	9	9.0	0	9	0			
(back)	2	0	0.0	0	0	0			
<b>Total</b>	3	9	3.0	0	9	0			

Green Bay Packers									
KICK RETURNS	NO	YDS	AVG	FC	LG	TD			
D.Harris	1	9	9.0	0	9	0			
(back)	2	0	0.0	0	0	0			
<b>Total</b>	3	9	3.0	0	9	0			

Carolina Panthers									
FUMBLES	FumLost	Rec	Yds	TD	FF	Rec	Yds	TDBds	Out
C.Johnson	0	0	0	0	1	0	0	0	0
<b>Total</b>	0	0	0	0	1	0	0	0	0

Green Bay Packers									
FUMBLES	FumLost	Rec	Yds	TD	FF	Rec	Yds	TDBds	Out
J.Elay	1	0	0	0	0	0	0	0	0
B.Bulaga	1	0	1	0	0	0	0	0	0
<b>Total</b>	2	0	1	0	0	0	0	0	0

Carolina Panthers									
TOTAL FIRST DOWNS	By Rushing	By Passing	By Penalty	THIRD-DOWN EFFICIENCY	FOURTH-DOWN EFFICIENCY	TOTAL NET YARDS	Total Offensive Plays	Average gain per offensive play	NET YARDS RUSHING
23	6	14	3	4-12-33%	0-0-0%	331	67	4.9	108
23	6	14	3	4-12-33%	0-0-0%	331	67	4.9	108

Green Bay Packers									
TOTAL FIRST DOWNS	By Rushing	By Passing	By Penalty	THIRD-DOWN EFFICIENCY	FOURTH-DOWN EFFICIENCY	TOTAL NET YARDS	Total Offensive Plays	Average gain per offensive play	NET YARDS RUSHING
23	6	14	3	4-12-33%	0-0-0%	331	67	4.9	108
23	6	14	3	4-12-33%	0-0-0%	331	67	4.9	108

Carolina Panthers									
NET YARDS PASSING	Tackles for a loss-number and yards	Gross yards passing	PASS ATT-COMP-INT	Average gain per pass play	KICKOFFS Number and Average	PUNTS Number and Average			
223	4-6	248	39-22-1	6.2	7-53.9	7-53.9			
223	4-6	248	39-22-1	6.2	7-53.9	7-53.9			

Green Bay Packers									
NET YARDS PASSING	Tackles for a loss-number and yards	Gross yards passing	PASS ATT-COMP-INT	Average gain per pass play	KICKOFFS Number and Average	PUNTS Number and Average			
223	4-6	248	39-22-1	6.2	7-53.9	7-53.9			
223	4-6	248	39-22-1	6.2	7-53.9	7-53.9			



# NEW ORLEANS 44, GREEN BAY 23

Mercedes-Benz Superdome, Sunday, Oct. 26, 2014. Attendance: 73,146. Time: 3:03. Weather: Indoors.

# GAME 8

**NEW ORLEANS** -- The Saints were delayed in Detroit one week, sliding in the Superdome the next. And just like that, Drew Brees and the suddenly resurgent New Orleans Saints have first place in the NFC South division within their immediate grasp. Brees completed 27 of 32 passes for 311 yards and three touchdowns. New Orleans' defense produced big plays in the clutch and the Saints ended the Green Bay Packers' four-game winning streak, 44-23 on Sunday night.

Rookie receiver Brandon Cooks had a 50-yard touchdown catch and a 4-yard scoring run, and tight end Jimmy Graham caught a touchdown pass. The Saints (3-4) pulled even in victories with Carolina (3-4-1), setting up a Thursday night showdown for first place in the NFC South.

Aaron Rodgers intercepted only once in Green Bay's first seven games, was picked off twice on tipped passes and sacked three times. He still passed for 418 yards, including a 70-yard touchdown pass to Randall Cobb, but it was not nearly enough to prevent the Packers (5-3) from falling a game behind NFC North leader Detroit.

Rodgers, who also complained of a sore hamstring, called the Packers' performance "uncharacteristic of our team and myself."

Packers coach Mike McCarthy said he kept Rodgers in the shotgun formation to help him play through his sore hamstring and thought Rodgers "was smart" in avoiding exposure to further injury. McCarthy also dismissed the idea that the raucous environment in the Superdome, where the Saints are unbeaten since 2012, was an over-riding factor.

Saints coach Sean Payton wasn't complaining about the 491 net yards his defense gave up, given the big plays the unit produced.

Except perhaps in the punting game, because there were no pun by either team, marking only the third game that happened in NFL history. It has now happened twice this season, both times involving Green Bay, starting with the Packers' 36-17 victory over Chicago on Sept. 28.

Carson Wentz had two sacks for New Orleans, one which forced a field goal in the first half. Kasim Edebali also had two sacks for New Orleans, his second on reserve QB Matt Flynn, who was in for mop-up duty and fumbled on the play.

Brees completed all 11 of his passes in the second half, including a 2-yard touchdown pass to tight end Josh Hill, as the Saints improved to 3-0 at home this season. It also marked New Orleans' 14th straight victory in the Superdome. Most of those games were win clothes and the Packers offense was the strong young of Matt Ryan, who only made three play-action passes and a touchdown. Carrying a heavy load in the absence of injured running backs Pierre Thomas and Kelly Robinson, Ingram had 24 carries for a career-high 172 yards and one touchdown.

Packers running back Eddie Lacy, who grew up in the New Orleans area, had 182 yards from scrimmage - including 123 yards on eight catches - but was stopped on fourth-and-short in the third quarter. Soon after, Graham scored his first touchdown since injuring his shoulder in Week 5, giving New Orleans a two-score lead.

for Andrew Quarless near the goal line and linebacker David Hawthorne caught it. That led to Cooks' second TD, which gave the Saints the lead for good.

Payton set up New Orleans' fourth-down stop by challenging the spot of a reception near the first-down marker. Initially ruled a first down, the spot was moved back a yard, then Hawthorne and defensive tackle Tyrann Walker stuffed Lacy.

**NEW ORLEANS** -- Release: Ed Hochuli (83); Umpire: Richard Hall (49); Head Linesman: Patrick Turner (13); Line Judge: John Hussey (35); Side Judge: Keith Washington (7); Field Judge: Adrian Hill (29); Back Judge: Scott Helverston (93); Replay Official: Tom Sifferman

**STARTING LINEUPS**

Green Bay Packers			New Orleans Saints		
Offense	Defense	Special Teams	Offense	Defense	Special Teams
WR 87 J.Watson	NT 98 L.Guion	K 31 M.Hartman	WR 12 M.Coston	LDE 76 A.Hicks	P 1 J.Hart
LT 69 D.Bakhtiari	RDE 76 M.Daniels	PT 1 J.Hart	LT 72 T.Amstead	NT 77 B.Bunkley	PT 1 J.Hart
LG 71 J.Shton	LOB 56 J.Peppers	PT 1 J.Hart	LG 66 B.Grubbs	RDE 94 C.Jordan	PT 1 J.Hart
C 63 C.Linsley	LB 50 A.Hawk	PT 1 J.Hart	CB 68 T.Lelito	OLB 93 J.Galette	PT 1 J.Hart
RG 70 T.Lang	MLB 58 S.Barrington	PT 1 J.Hart	RB 73 J.Evans	LB 57 D.Hawthorne	PT 1 J.Hart
RT 75 B.Baluga	ROLB 32 C.Matthews	PT 1 J.Hart	LB 64 Z.Shief	ILB 50 C.Lotton	PT 1 J.Hart
TE 81 A.Quarless	LCB 38 T.Williams	PT 1 J.Hart	RT 80 J.Graham	NB 36 M.Ball	PT 1 J.Hart
WR 18 R.Cobb	RCB 31 D.House	PT 1 J.Hart	WR 84 K.Slits	LCB 28 K.Vaccaro	PT 1 J.Hart
QB 12 A.Rodgers	SS 21 H.Cimino-Dix	PT 1 J.Hart	SS 9 D.Brees	SS 32 C.Lewis	PT 1 J.Hart
RB 27 E.Lacy	FS 33 M.Hyde	PT 1 J.Hart	FS 41 E.Loring	FS 25 R.White	PT 1 J.Hart
WR 17 D.Adams	NB 29 C.Heward	PT 1 J.Hart	RB 22 M.Ingram	RCB 24 C.Bush	PT 1 J.Hart

**FIELD GOALS (made / & missed)**

Player	Attempts	Made	Missed
S.Graham	1	2	0
Green Bay Packers	10	6	4
New Orleans Saints	10	14	14

**GREEN BAY SUBSTITUTIONS** -- K 2 M.Crosby, P 8 T.Maschay, QB 10 M.Flynn, WR 11 J.Boykin, WR 13 K.Dorsey, CB 24 J.Bush, RB 26 D.Harris, S 28 S.Richardson, FB 30 J.Kum, CB 39 D.Goodson, RB 44 J.Starks, RB 44 J.Starks, LB 57 J.Lattimore, LB 59 B.Jones, LB 61 B.Goode, DT 64 M.Perry, G 65 L.Taylor, TE 86 B.Bostick, LB 91 J.Elliott, DT 93 J.Boyd, LB 96 M.Jones, LB 97 L.Robinson.

**INACTIVES** -- QB 16 S.Tolzler, CB 37 S.Shields, S 42 M.Burnett, LB 54 C.Braddock, C 72 G.Gernhart, WR 83 J.James, DE 95 D.Jones.

**GREEN BAY DEFENSIVE STATISTICS**

Player	Att	Comp	Yds	Sk	Int	TD
L.Guion	4	1	5	0	1	0
C.Matthews	3	2	1	5	0	0
S.Richardson	1	2	0	3	0	0
M.Pennel	0	3	0	3	0	0
J.Lattimore	1	0	2	0	0	0
M.Neal	0	2	0	2	0	0
J.Peppers	1	0	1	1	1	0
Totals	51	24	5	75	2-9	4

**GREEN BAY PACKERS**

Player	Att	Comp	Yds	Sk	Int	TD
A.Rodgers	39	28	418	3/19	1	7
M.Flynn	1	1	8	1/5	0	0
Total	40	29	426	4/24	1	7

**NEW ORLEANS SAINTS**

Player	Att	Comp	Yds	Sk	Int	TD
E.Lacy	9	7	123	18/4	6	7
F.Cobb	5	5	128	20/2	7	1
R.Cobb	4	4	38	14/3	2	0
J.Watson	4	3	23	8/3	2	0
A.Quarless	2	2	19	9/3	1	0
Total	29	29	426	14/7	7	1

**INTERCEPTIONS**

Player	Yds	LG	TD
D.Hawthorne	10	10	0
C.White	0	0	0
Total	10	10	0

**PUNTING**

Player	No	Yds	Avg	Net	TB	In20	LG
Total	0	0	0.0	0.0	0	0	0

**PUNT RETURNS**

Player	No	Yds	Avg	FC	LG	TD
Total	0	0	0.0	0	0	0

**KICK RETURNS**

Player	No	Yds	Avg	FC	LG	TD
Total	8	0	0.0	0	0	0

**NEW ORLEANS SAINTS**

Player	Att	Comp	Yds	Sk	Int	TD
A.Johnson	31	27	311	2/9	3	5
D.Brees	32	27	311	2/9	3	5
Total	63	54	622	5/18	6	10

**PASS RECEIVING**

Player	No	Yds	Avg	LG	TD
B.Cooks	6	94	15.7	30	1
J.Graham	5	57	11.8	22	1
K.Slits	4	39	9.8	45	1
M.Coston	4	49	12.3	16	0
T.Cadet	4	40	10.0	19	0
E.Loring	3	3	3.0	3	0
M.Ingram	1	1	1.0	3	0
A.Johnson	1	2	2.0	2	0
J.Hill	1	1	1.0	2	0
Total	27	311	11.5	50	3

**INTERCEPTIONS**

Player	No	Yds	Avg	LG	TD
D.Hawthorne	1	10	10.0	10	0
C.White	0	0	0.0	0	0
Total	1	10	10.0	10	0

**PUNTING**

Player	No	Yds	Avg	Net	TB	In20	LG
Total	0	0	0.0	0.0	0	0	0

**PUNT RETURNS**

Player	No	Yds	Avg	FC	LG	TD
Total	0	0	0.0	0	0	0

**KICK RETURNS**

Player	No	Yds	Avg	FC	LG	TD
Total	4	0	0.0	0	0	0

**TOTAL FIRST DOWNS**

Team	By Rushing	By Passing	By Penalty	Total
Green Bay Packers	23	16	2	41
New Orleans Saints	5	11	15	31

**THIRD-DOWN EFFICIENCY** -- 1-7 (14%)

**FOURTH-DOWN EFFICIENCY** -- 1-2 (50%)

**TOTAL NET YARDS** -- 491

**TOTAL OFFENSIVE PLAYS** -- 63

**NET YARDS RUSHING** -- 78

**NET YARDS PASSING** -- 413

**Average gain per rushing play** -- 4.7

**Average gain per passing play** -- 2.4

**Tackles for a loss-number and yards** -- 4-7

**Times thrown -yards lost att. to pass** -- 4-24

**PASS ATT-COMP-INT** -- 40-29-2

**Average gain per pass play** -- 9.1

**KICK-OFFS Number-In-EZ-Touchbacks** -- 6-4-8

**PUNTS Number and Average** -- 0-0-0

**FINAL SCORE** -- 44-23

**TIME OF POSSESSION** -- 28:21



# GREEN BAY 55, CHICAGO 14

Lambeau Field, Sunday, Nov. 9, 2014

Attendance: 78,292. Time: 3:22. Weather: 34° F, Humidity: 90 percent, Wind: NW 5 mph

# GAME 9

**GREEN BAY WINS** -- Aaron Rodgers had a record-setting night for the Green Bay Packers. The Chicago Bears' season is quickly turning into a nightmare. Rodgers threw six touchdown passes to tie the franchise game record and match the NFL record for a half, and the Packers routed the visiting Bears 55-14 on Sunday night.

Rodgers was 18 of 27 for 315 yards, throwing touchdown passes of 73 and 40 yards to Jordy Nelson to help the Packers (6-3) open a 42-0 halftime lead. Rodgers led the team in touchdowns, passing record that he shared with Matt Flynn and matched the NFL mark for a half set by Oakland's Darley Lamonia in 1969. The 19th meeting of the NFL's oldest rivalry turned into an old-fashioned blowout, and Rodgers watched most of the second half from the sideline in a knit cap. A night full of milestones included Rodgers' 16th scoring pass of 70 yards or more to break the record he shared with Denver's Peyton Manning and Rodgers' predecessor in Green Bay, Brett Favre. Rodgers looked just fine two weeks after tweaking his left hamstring in a loss to New Orleans.

The 55 points tied a Packers record at Lambeau Field. Both teams were coming off byes. The down time didn't help the Bears, who have lost five of six to drop to 3-6. Their defense has falten completely apart. Two weeks after giving up 38 points in the first half in a 51-23 loss to the Patriots, the Bears set a dubious franchise record by giving up 42 points in a half. Embellished quarterback Jay Cutler was on his way to having another night to forget at Lambeau Field with two first-half turnovers. He has thrown 12 interceptions in four career games in Titletown.

Cutler was 22 of 37 for 272 yards. His performance surely won't ease the withering criticism the quarterback has faced back home in Chicago. Rodgers could seemingly do no wrong. He completed with tight end Andrew Quarless on a 4-yard scoring strike with 3:53 left in the quarter for a 14-0 lead. But the injury was only just beginning for the Chicago secondary.

Rodgers found Nelson for a 40-yard touchdown pass with 12:17 left in the second quarter. A screen pass to Eddie Lacy on Green Bay's next possession turned into another catch-and-run for a 56-yard score and the one-touchdown lead. About the only thing that went wrong for the Packers was when Cobb tumbled near the goal line after a 4-yard catch. The Bears recovered in the end zone, but even that they went away for Chicago later (5) the fumble was wasted for unnecessary toughness.

Nelson had six receptions for 152 yards, while Cobb had 72 yards on four catches. He caught a touchdown for the sixth straight game. Star pass rushers Jay Matthews and Julius Peppers each had sacks. Peppers forced a fumble on his sack against his former team that he recovered at the Chicago 32, setting up another score.

The Packers' league-worst run defense also held Matt Forte to 54 yards on 17 carries. Matthews relished this performance after the defense had an embarrassing second-half meltdown in the 44-23 loss to the Saints.

The Bears finally released the shutdown when Cutler connected with Brandon Marshall for a 45-yard touchdown pass with 7:44 left in the third quarter. The Bears finally snapped the shutout when Cutler connected with Steve Zimmer (33), Back Judge: Lee Dyer (27), Replay Official: Al Hynes

**OFFICIALS** — Referee: Craig Wolstead (47); Umpire: Roy Ellison (81); Head Linesman: Mark Hittner (28); Line Judge: Tony McClarak (115); Side Judge: Tim Podraza (47); Field Judge: Steve Zimmer (33); Back Judge: Lee Dyer (27); Replay Official: Al Hynes

**STARTING LINEUPS**

**Chicago Bears**

Offense	Defense
WR 15 B.Marshall	DE 97 W.Young
LT 74 J.Bushrod	DT 90 J.Rahiff
LG 70 M.Ola	DT 92 S.Paea
C 63 R.Garza	DE 69 J.Ahena
RG 75 K.Long	LB 55 L.Briggs
RT 67 J.Milins	LB 58 D.Williams
TE 83 M.Bennett	CB 50 S.McClellin
WR 17 A.Jeffery	CB 26 T.Lemings
WR 19 J.Morgan	CB 23 K.Fieller
RB 6 J.Cutler	CB 21 R.Mundy
RB 22 M.Forte	S 47 C.Coome

**Green Bay Packers**

Offense	Defense
WR 87 J.Nelson	NT 98 L.Guion
TE 89 R.Rodgers	RE 76 M.Daniels
LT 92 S.Paea	LB 69 D.Bakhtiari
LG 71 J.Shton	LB 50 A.Hawk
C 63 C.Clinsey	MB 52 C.Matthews
RG 70 T.Liang	ROLB 53 N.Perry
RT 75 B.Bulaga	CB 38 T.Williams
TE 81 A.Quarless	TE 81 A.Quarless
WR 18 R.Cobb	CB 33 M.Hyde
WR 21 A.Rodgers	SS 42 M.Burnett
RB 27 E.Lacy	FS 21 H.Chinton-Dix

**GREEN BAY SUBSTITUTIONS** — K 2 M.Crosby, P 8 T.Mashay, QB 10 M.Flynn, WR 17 J.Boivin, WR 17 D.Adams, CB 24 J.Bissh, RB 26 D.Harris, S 28 S.Richardson, CB 29 C.Henward, FB 30 J.Kuhn, CB 31 D.House, RB 44 J.Starks, LB 58 S.Barrington, LB 59 B.Jones, LS 61 B.Goode, DT 64 M.Premel, G 65 L.Taylor, C 72 G.Gehart, OG 73 J.Tretter, TE 86 S.Bosick, LB 91 J.Elliott, DT 93 J.Boyd, DE 95 D.Jones, LB/DE 96 M.Neal.

**INACTIVES** — QB 16 S.Tolzler, CB 39 D.Goosdon, LB 54 C.Bradford, LB 57 J.Lattimore, T 77 J.Meredith, WR 83 J.Jans, DT 97 L.Robinson.

**FIELD GOALS (made / & missed)**

Chicago Bears	M.Crosby	(20) (5/2)
Green Bay Packers		

Team	Qtr	Time	Play Description (Extra Point) (Drive Info)	Visitor	Home
Packers	1	6:33	Rodgers 4 yd pass from A.Rodgers (M.Crosby kick) (12-21, 5-44)	0	14
Packers	1	3:43	A.Quarless 4 yd pass from A.Rodgers (M.Crosby kick) (4-23, 2-01)	0	14
Packers	2	14:48	J.Nelson 40 yd pass from A.Rodgers (M.Crosby kick) (3-22, 0-34)	0	21
Packers	2	12:09	E.Lacy 56 yd pass from A.Rodgers (M.Crosby kick) (4-54, 1-30)	0	28
Packers	2	4:48	R.Cobb 18 yd pass from A.Rodgers (M.Crosby kick) (6-32, 0-48)	0	35
Packers	2	0:14	M.Crosby 20 yd field goal (4-6, 1-01)	0	42
Packers	3	10:48	M.Crosby 45 yd field goal (6-46, 2-17)	0	45
Packers	3	7:44	B.McCrosby 52 yd field goal (6-46, 2-17)	0	48
Packers	3	5:27	C.Henward 82 yd interception return (M.Crosby kick)	7	55
Packers	4	10:41	C.Henward 82 yd interception return (M.Crosby kick)	7	55
Packers	4	10:27	C.Williams 101 yd kickoff return (R.Sould kick) (0-0, 0-14)	14	55

Chicago Bears											Green Bay Packers													
RUSHING		ATT		YDS		AVG		LG		TD		RUSHING		ATT		YDS		AVG		LG		TD		
M.Forte	17	54	3.2	13	0	D.Harris	8	52	6.5	12	0	E.Lacy	14	50	3.6	7	0	J.Kuhn	5	20	4.0	6	0	
A.Jeffery	2	13	6.5	8	0	J.Starks	5	10	2.0	0	J.Starks	5	10	2.0	0	0	0	J.Starks	5	10	2.0	0	0	
J.Cutler	2	0	0.0	1	0	J.Starks	1	8	-8.0	-8	0	J.Starks	1	8	-8.0	-8	0	J.Starks	1	8	-8.0	-8	0	
C.Williams	1	-8	-8.0	-8	0	J.Starks	1	-12	-12.0	-12	0	J.Starks	1	-12	-12.0	-12	0	J.Starks	1	-12	-12.0	-12	0	
P.O'Donnell	1	-12	-12.0	-12	0	J.Starks	1	-12	-12.0	-12	0	J.Starks	1	-12	-12.0	-12	0	J.Starks	1	-12	-12.0	-12	0	
Total	24	55	2.3	13	0	Total	32	132	4.1	16	0	Total	32	132	4.1	16	0	Total	32	132	4.1	16	0	
<b>PASSING</b>		<b>ATT</b>		<b>CMP</b>		<b>YDS</b>		<b>SK/YD</b>		<b>TD</b>		<b>PASSING</b>		<b>ATT</b>		<b>CMP</b>		<b>YDS</b>		<b>SK/YD</b>		<b>TD</b>		
J.Cutler	37	22	272	3/18	1	451	2	68.6	A.Rodgers	27	18	315	0/0	6	731	0	145.8	M.Flynn	5	1	4	0/0	0	39.6
J.Chapman	3	1	11	1/9	0	11	0	4.51	Total	32	19	319	0/0	6	731	0	132.7	Total	32	19	319	0/0	6	731
Total	40	23	283	4/27	1	451	2	67.0	Total	32	19	319	0/0	6	731	0	132.7	Total	32	19	319	0/0	6	731
<b>PASS RECEIVING</b>		<b>NO</b>		<b>YDS</b>		<b>AVG</b>		<b>LG</b>		<b>TD</b>		<b>PASS RECEIVING</b>		<b>NO</b>		<b>YDS</b>		<b>AVG</b>		<b>LG</b>		<b>TD</b>		
B.Marshall	8	112	14.0	451	1	J.Nelson	6	152	25.3	731	2	R.Cobb	4	72	18.0	29	7.3	E.Lacy	3	68	22.7	561	1	
A.Jeffery	6	63	10.5	15	0	R.Cobb	4	72	18.0	29	1	E.Lacy	3	68	22.7	561	1	A.Quarless	6	30	5.0	4	0	
M.Forte	2	27	9.0	15	0	E.Lacy	3	68	22.7	561	1	A.Quarless	6	30	5.0	4	0	R.Rodgers	2	10	5.0	6	0	
M.Bennett	2	45	22.5	37	0	A.Quarless	6	30	5.0	4	0	R.Rodgers	2	10	5.0	6	0	D.Adams	2	10	5.0	10	0	
J.Morgan	1	11	11.0	11	0	R.Rodgers	2	10	5.0	10	0	D.Adams	2	10	5.0	10	0	B.Bostick	1	1	1.0	11	1	
S.Hornes	1	11	11.0	11	0	B.Bostick	1	1	1.0	11	1	B.Bostick	1	1	1.0	11	1	B.Bostick	1	1	1.0	11	1	
K.Gary	1	1	1.0	3	0	Total	23	283	12.3	451	1	Total	19	319	16.8	731	6	Total	19	319	16.8	731	6	
D.Rosario	1	3	3.0	3	0	Total	23	283	12.3	451	1	Total	19	319	16.8	731	6	Total	19	319	16.8	731	6	
Total	23	283	12.3	451	1	Total	23	283	12.3	451	1	Total	19	319	16.8	731	6	Total	19	319	16.8	731	6	
<b>INTERCEPTIONS</b>		<b>NO</b>		<b>YDS</b>		<b>AVG</b>		<b>LG</b>		<b>TD</b>		<b>INTERCEPTIONS</b>		<b>NO</b>		<b>YDS</b>		<b>AVG</b>		<b>LG</b>		<b>TD</b>		
Total		0		0		0.0		0		0		Total		1		82		82.0		821		1		
<b>PUNTING</b>		<b>NO</b>		<b>YDS</b>		<b>AVG</b>		<b>NET</b>		<b>TB</b>		<b>PUNTING</b>		<b>NO</b>		<b>YDS</b>		<b>AVG</b>		<b>NET</b>		<b>TB</b>		
P.O'Donnell		4		171		42.8		38.8		0		P.O'Donnell		3		121		40.3		36.0		0		
Total		4		171		42.8		38.8		0		Total		3		121		40.3		36.0		0		
<b>PUNT RETURNS</b>		<b>NO</b>		<b>YDS</b>		<b>AVG</b>		<b>FC</b>		<b>LG</b>		<b>PUNT RETURNS</b>		<b>NO</b>		<b>YDS</b>		<b>AVG</b>		<b>FC</b>		<b>LG</b>		
J.Williams		1		13		13.0		1		13		R.Cobb		2		16		8.0		0		17		
S.Hornes		1		0		0.0		0		0		S.Hornes		1		0		0.0		0		0		
Returns		2		13		6.5		1		13		Returns		2		16		8.0		0		17		
KICK RETURNS		<b>NO</b>		<b>YDS</b>		<b>AVG</b>		<b>FC</b>		<b>TD</b>		KICK RETURNS		<b>NO</b>		<b>YDS</b>		<b>AVG</b>		<b>FC</b>		<b>TD</b>		
C.Williams		10		288		28.8		0		1011		C.Williams		10		288		28.8		0		1011		
Returns		10		288		28.8		0		1011		Returns		10		288		28.8		0		1011		
<b>FUMBLES</b>		<b>Fum</b>		<b>Lost</b>		<b>Rec</b>		<b>Yds</b>		<b>TD</b>		<b>FUMBLES</b>		<b>Fum</b>		<b>Lost</b>		<b>Rec</b>		<b>Yds</b>		<b>TD</b>		
P.O'Donnell		1		1		0		0		0		R.Cobb		1		1		0		0		0		
J.Cutler		1		1		0		0		0		J.Peppers		1		1		0		0		0		
L.Briggs		0		0		0		0		0		J.Boivin		0		0		0		0		0		
R.Mundy		0		0		0		0		0		Total		1		1		0		0		2		
Total		2		1		1		0		1		Total		1		1		0		0		2		

TOTAL FIRST DOWNS				TOTAL RETURN YARDS (not inc. kickoffs)				Fgs - PATs had blocked			
By Rushing	By Passing	By Penalty	Total	By Rushing	By Passing	By Penalty	Total	By Rushing	By Passing	By Penalty	Total
5	12	4	21	388	13	2	403	0	0	0	0
6	13	2	21	360	10	2	360	0	0	0	0
13	13	2	28	107	2-16	2-13	2-16	0	0	0	0
2	4	2	8	1-20	1-20	1-20	1-20	0	0	0	0
6-13-46%	3-12-25%	6-13-46%	3-12-25%	10-288	10-288	10-288	10-288	0	0	0	0
2-2-100%	0-4-0%	2-2-100%	0-4-0%	1-20	1-20	1-20	1-20	0	0	0	0
3-11	3-11	3-11	3-11	0-0	0-0	0-0	0-0	0	0	0	0
451	451	451	451	11-163	11-163	11-163	11-163	5-50	5-50	5-50	5-50
64	64	64	64	1-3	1-3	1-3	1-3	1-1	1-1	1-1	1-1
7.0	7.0	7.0	7.0	2-2	2-2	2-2	2-2	0	0	0	0
132	132	132	132	2-1	2-1	2-1	2-1	7	7	7	7
55	55	55	55	2-1	2-1	2-1	2-1	0	0	0	0
24	24	24	24	0	0	0	0	6	6	6	6
32	32	32	32	1	1						







# GREEN BAY 24, MINNESOTA 21

TCF Bank Stadium, Sunday, Nov. 23, 2014. Attendance: 52,386. Time: 2:57. Weather: 49° F, Cloudy

# GAME 11

**MINNEAPOLIS** — The ground game with Eddie Lacy was working so well for Green Bay that Aaron Rodgers wanted a running play to try to put Minnesota away. Lacy and the offensive line delivered a 4-yard run on third and 2 to take the clock to the two-minute warning, and one more first down sealed a 24-21 victory for the Packers.

Rodgers gave Green Bay his usual confident, accurate, productive game, but the biggest lift came from Lacy in the form of 125 yards on 25 powerful carries. Rodgers threw two touchdown passes and again avoided a turnover while the Packers (8-3) moved into sole possession of first place in the NFC North. Lacy scored twice, on a run in the first quarter and a catch in the fourth quarter. The Vikings (4-7) cut the lead to three with 3:23 remaining on Teddy Bridgewater's second touchdown pass of the afternoon.

Vikings coach Mike Zimmer said he should've called for an outside kick from the 50-yard line, after a roughing-the-passer penalty on the Packers during the previous play.

Three of Lacy's six 100-yard games have come against the Vikings, and none of his carries were more demoralizing than those gains of 3, 5, 4, 5 and 10 yards when the Packers got the ball back late in this game.

He did all that stick, too. Lacy left the locker room without speaking to reporters because he was ill, the Packers said.

The first game beat Philadelphia 53-20 and Chicago 55-14 the last two games, so this was quite the contrast. The weather was a nonfactor at 49 degrees at kickoff. Green Bay head coach Mike McCarthy passed Vince Lombardi for second place on Green Bay's all-time regular season wins list. He raised his record to 90-48-1, including 14-4-1 with five seasons sweeps against the Vikings since arriving in 2006. The Packers are 9-1-1 against their border-state rival in the last 11 games.

Bridgewater finished 21 for 37 for 210 yards and an interception. He ran for 32 yards on five attempts, too, but far too many of his passes were off the mark. Bridgewater hit Greg Jennings on a short crossing pattern and Charles Johnson on the same play for the two-point conversion that pulled the Vikings within three at 24-21, and he found Johnson from 22 yards out in the second quarter to tie the game at 7.

But after the third of four Packers punts, Bridgewater's throw to Jennings sailed again into traffic where Michael Hyde made a leaping interception before landing hard on his back all his own 47.

Rodgers needed only four plays to put the Packers back in the end zone. He rolled to his right and heaved a high throw across the entire width of the field to tight end Richard Rodgers standing alone in the far corner.

The Packers put up halftime scores the last two games found more often in video games, 30-6 over the Eagles and 42-0 against the Bears, so the Vikings had to be satisfied with a 14-10 deficit and the ball to start the third quarter. The rally was that better quarterback play could have given them a comfortable lead by that point.

Stopping the run has been a problem, too. For all the success the Vikings had covering Randall Cobb and Jordy Nelson, holding them each under 100 yards for only the fourth this season, Lacy was simply too much for them to handle.

**OFFICIALS** — Referee: Clea Bakeman (34); Umpire: Rulon Fowler (71); Head Linesman: Tony Veleri (39); Line Judge: Ron Marinucci (107); Side Judge: Rick Patterson (15); Field Judge: David Meslow (118); Back Judge: Steve Patrick (17); Replay Official: Richard Reers

**STARTING LINEUPS**

Green Bay Packers			Minnesota Vikings		
Offense	Defense	Special Teams	Offense	Defense	Special Teams
WR 87 J.Nelson	LDE 93 J.Boyd	P 32 J.Kuhn	WR 12 C.Johnson	LE 96 B.Robson	P 32 J.Kuhn
LT 69 D.Bakhtiari	NT 98 L.Gion	K 31 M.Hyde	LT 75 M.Kahl	DT 93 S.Stephenson	K 31 M.Hyde
LG 71 J.Sifton	RDE 76 M.Daniels	PT 1 J.Mason	RDE 74 C.Johnson	LG 98 L.Joseph	PT 1 J.Mason
C 63 C.Linsley	LOB LB 96 M.Neal	LS 1 J.Mason	LG 65 J.Sullivan	RE 97 E.Griffin	LS 1 J.Mason
RG 70 T.Lang	BLB 50 A.Hawk	QB 10 M.Crosby	RB 61 J.Berger	WB 52 C.Greenway	QB 10 M.Crosby
RT 75 B.Bojaba	MLB 52 C.Matthews	RB 21 J.Mackinnon	RT 71 P.Loadholt	SLB 55 A.Barr	RB 21 J.Mackinnon
WR 18 R.Cobb	ROLB 56 J.Peppers	TE 85 J.Elliott	TE 85 J.Elliott	LCB 24 C.Munneryn	TE 85 J.Elliott
WR 17 D.Adams	LCB 38 T.Williams	WR 15 G.Jennings	WR 15 G.Jennings	RCB 29 X.Rhodes	WR 15 G.Jennings
WR 12 A.Rodgers	RCB 37 S.S Shields	CB 21 J.Robinson	CB 21 J.Robinson	CB 21 J.Robinson	CB 21 J.Robinson
RB 20 J.Kuhn	SS 42 M.Burnett	TE 82 K.Rudolph	TE 82 K.Rudolph	SS 36 R.Bannon	TE 82 K.Rudolph
WR 37 J.Mason	FS 21 H.Chilton-Dix	FB 31 J.Mackinnon	FB 31 J.Mackinnon	FS 22 H.Smith	FB 31 J.Mackinnon

**GREEN BAY SUBSTITUTIONS** — K 2 M.Crosby, P 8 T.Mashay, WR 11 J.Boykin, RB 26 D.Harris, S 28 S.Richardson, CB 29 C.Hayward, CB 31 D.House, DB 33 M.Hyde, CB 39 D.Goodson, RB 44 J.Starks, LB 57 J.Lattimore, LB 58 S.Barrington, LB 59 B.Jones, LS 61 B.Goode, DT 64 M.Pennel, G 65 L.Taylor, G 67 J.Treter, TE 81 A.Quless, TE 89 R.Rodgers, LB 91 J.Elliott, DE 95 D.Jones, DT 97 L.Robinson.

**DID NOT PLAY** — QB 10 M.Flynn, **INACTIVES** — QB 16 S.Tobien, CB 24 J.Bush, LB 53 N.Perry, LB 54 C.Braddock, C 72 G.Gerhart, WR 83 J.Liams, TE 86 B.Boschick.

**FIELD GOALS (made) (& missed)**

Player	Attempts	Made	Missed
B.Walsh	1	1	0

**GREEN BAY DEFENSIVE STATISTICS (official)**

Player	Att	Comp	Yds	Sk	Yd	TD	LG	Int	PD
L.Gion	2	0	0	0	0	0	0	0	0
S.Shields	2	0	0	0	0	0	0	0	0
M.Daniels	1	0	0	0	0	0	0	0	0
S.Barrington	1	0	0	0	0	0	0	0	0
J.Elliott	1	0	0	0	0	0	0	0	0
C.Hayward	1	0	0	0	0	0	0	0	0
B.Jones	1	0	0	0	0	0	0	0	0
D.Jones	1	0	0	0	0	0	0	0	0
<b>Totals</b>	<b>43</b>	<b>14</b>	<b>3</b>	<b>57</b>	<b>2-14</b>	<b>8</b>	<b>0</b>	<b>0</b>	<b>1-0</b>

**GREEN BAY DEFENSIVE STATISTICS (official)**

Player	Att	Comp	Yds	Sk	Yd	TD	LG	Int	PD
L.Gion	2	0	0	0	0	0	0	0	0
S.Shields	2	0	0	0	0	0	0	0	0
M.Daniels	1	0	0	0	0	0	0	0	0
S.Barrington	1	0	0	0	0	0	0	0	0
J.Elliott	1	0	0	0	0	0	0	0	0
C.Hayward	1	0	0	0	0	0	0	0	0
B.Jones	1	0	0	0	0	0	0	0	0
D.Jones	1	0	0	0	0	0	0	0	0
<b>Totals</b>	<b>43</b>	<b>14</b>	<b>3</b>	<b>57</b>	<b>2-14</b>	<b>8</b>	<b>0</b>	<b>0</b>	<b>1-0</b>

**GREEN BAY DEFENSIVE STATISTICS (official)**

Player	Att	Comp	Yds	Sk	Yd	TD	LG	Int	PD
L.Gion	2	0	0	0	0	0	0	0	0
S.Shields	2	0	0	0	0	0	0	0	0
M.Daniels	1	0	0	0	0	0	0	0	0
S.Barrington	1	0	0	0	0	0	0	0	0
J.Elliott	1	0	0	0	0	0	0	0	0
C.Hayward	1	0	0	0	0	0	0	0	0
B.Jones	1	0	0	0	0	0	0	0	0
D.Jones	1	0	0	0	0	0	0	0	0
<b>Totals</b>	<b>43</b>	<b>14</b>	<b>3</b>	<b>57</b>	<b>2-14</b>	<b>8</b>	<b>0</b>	<b>0</b>	<b>1-0</b>

**Green Bay Packers**

Player	Att	Comp	Yds	Sk	Yd	TD	LG	Int	PD
E.Lacy	25	125	5.0	18	1	1	18	0	0
A.Rodgers	6	34	5.7	4	0	0	4	0	0
J.Starks	1	4	4.0	4	0	0	4	0	0
<b>Total</b>	<b>32</b>	<b>155</b>	<b>4.8</b>	<b>18</b>	<b>1</b>	<b>1</b>	<b>18</b>	<b>0</b>	<b>0</b>

**Minnesota Vikings**

Player	Att	Comp	Yds	Sk	Yd	TD	LG	Int	PD
J.Mackinnon	15	54	3.6	11	0	0	11	0	0
T.Bridgewater	3	32	6.4	5	0	0	8	0	0
J.Barnard	5	26	5.2	8	0	0	8	0	0
<b>Total</b>	<b>25</b>	<b>112</b>	<b>4.5</b>	<b>11</b>	<b>0</b>	<b>0</b>	<b>11</b>	<b>0</b>	<b>0</b>

**PASSING**

Player	Att	Comp	Yds	Sk	Yd	TD	LG	Int	PD
T.Bridgewater	37	21	210	2/14	2	23	1	79.8	0
<b>Total</b>	<b>37</b>	<b>21</b>	<b>210</b>	<b>2/14</b>	<b>2</b>	<b>23</b>	<b>1</b>	<b>79.8</b>	<b>0</b>

**PASS RECEIVING**

Player	NO	YDS	AVG	LG	TD
G.Jennings	4	38	9.5	23	1
C.Johnson	3	50	16.7	23	1
K.Rudolph	3	30	10.0	10	0
J.Barnard	3	19	6.3	7	0
J.Mackinnon	3	19	6.3	8	0
C.Patterson	2	18	9.0	9	0
R.Elliott	2	11	5.5	6	0
C.Ford	1	13	13.0	13	0
<b>Total</b>	<b>21</b>	<b>210</b>	<b>10.0</b>	<b>23</b>	<b>2</b>

**INTERCEPTIONS**

Player	NO	YDS	AVG	LG	TD
M.Hyde	1	0	0.0	0	0
<b>Total</b>	<b>1</b>	<b>0</b>	<b>0.0</b>	<b>0</b>	<b>0</b>

**PUNTING**

Player	NO	YDS	AVG	NET	TB	IN20	LG
T.Mashay	4	189	47.3	41.0	0	2	47
<b>Total</b>	<b>4</b>	<b>189</b>	<b>47.3</b>	<b>41.0</b>	<b>0</b>	<b>2</b>	<b>47</b>

**PUNT RETURNS**

Player	NO	YDS	AVG	FC	LG	TD
M.Hyde	2	20	10.0	0	17	0
R.Cobb	1	3	3.0	1	3	0
Returns	3	23	7.7	1	17	0
<b>KICK RETURNS</b>	<b>NO</b>	<b>YDS</b>	<b>AVG</b>	<b>FC</b>	<b>LG</b>	<b>TD</b>
(touchbacks)	5	0	0.0	0	0	0

**FUMBLES**

Player	Fum	Lost	Rec	Yds	TD	FF	Rec	Yds	TD	Bds	Out
J.Starks	1	0	0	0	0	0	0	0	0	0	0
J.Nelson	0	0	1	0	0	0	0	0	0	0	0
<b>Total</b>	<b>1</b>	<b>0</b>	<b>1</b>	<b>0</b>	<b>0</b>	<b>0</b>	<b>0</b>	<b>0</b>	<b>0</b>	<b>0</b>	<b>0</b>

**TOTAL FIRST DOWNS**

Player	By Rushing	By Passing	By Penalty
Green Bay Packers	24	11	7
Minnesota Vikings	11	10	2

**THIRD-DOWN EFFICIENCY** — 6-11-55% 5-13-38%  
**FOURTH-DOWN EFFICIENCY** — 0-0-0% 1-1-100%  
**TOTAL NET YARDS** — 308 308  
**Total Offensive Plays** — 62 64  
**Average gain per offensive play** — 5.8 4.8  
**NET YARDS RUSHING** — 155 112  
**Total Rushing Plays** — 32 25  
**Average gain per rushing play** — 4.8 4.5  
**Tackles for a loss-number and yards** — 3-6 0-0  
**NET YARDS PASSING** — 207 210  
**Times thrown - yards lost att. to pass** — 1-2 2-14  
**PASS ATT-COMP-INT** — 29-19-0 37-21-1  
**Average gain per pass play** — 6.9 5.0  
**KICKOFFS Number-In EZ-Touchbacks** — 5-2-0 5-5-5  
**PUNTS Number and Average** — 4-42.3 4-44.8  
**Had Blocked** — 0 0

**Visitor Home**

Player	Att	Comp	Yds	Sk	Yd	TD	LG	Int	PD
J.Mackinnon	15	54	3.6	11	0	0	11	0	0
T.Bridgewater	3	32	6.4	5	0	0	8	0	0
J.Barnard	5	26	5.2	8	0	0	8	0	0
<b>Total</b>	<b>25</b>	<b>112</b>	<b>4.5</b>	<b>11</b>	<b>0</b>	<b>0</b>	<b>11</b>	<b>0</b>	<b>0</b>

**Visitor Home**

Player	Att	Comp	Yds	Sk	Yd	TD	LG	Int	PD
L.Gion	2	0	0	0	0	0	0	0	0
S.Shields	2	0	0	0	0	0	0	0	0
M.Daniels	1	0	0	0	0	0	0	0	0
S.Barrington	1	0	0	0	0	0	0	0	0
J.Elliott	1	0	0	0	0	0	0	0	0
C.Hayward	1	0	0	0	0	0	0	0	0
B.Jones	1	0	0	0	0	0	0	0	0
D.Jones	1	0	0	0	0	0	0	0	0
<b>Totals</b>	<b>43</b>	<b>14</b>	<b>3</b>	<b>57</b>	<b>2-14</b>	<b>8</b>	<b>0</b>	<b>0</b>	<b>1-0</b>

**FGs - PATs had blocked** — 0-0 0-0  
**Net Punting Average** — 47.3 41.0  
**TOTAL RETURN YARDS (not inc. kickoffs)** — 23 5  
**No. and Yards Punt Returns** — 3-23 1-5  
**No. and Yards Kickoff Returns** — 0-0 5-126  
**No. and Yards Interception Returns** — 1-0 0-0  
**PENALTIES Number and Yards** — 8-75 7-77  
**FUMBLES Number and Lost** — 1-0 0-0  
**TOUCHDOWNS** — 3 3  
**Rushing** — 1 0  
**Passing** — 2 2  
**EXTRA POINTS Made-Attempts** — 3-3 2-2  
**Kicking Made-Attempts** — 3-3 1-1  
**Passing Made-Attempts** — 0-0 1-1  
**FIELD GOALS Made-Attempts** — 1-1 1-1  
**RED-ZONE EFFICIENCY** — 3-3-100% 1-1-100%  
**GOAL-TO-GO EFFICIENCY** — 2-2-100% 1-1-100%  
**SAFETIES** — 0 0  
**FINAL SCORE** — 24 21  
**TIME OF POSSESSION** — 31:45 28:15



# GREEN BAY 26, NEW ENGLAND 21

Lambeau Field, Sunday, Nov. 30, 2014. Attendance: 78,431. Time: 3:00. Weather: 28° F. Humidity: 60 percent. Wind: NW 14 mph

# GAME 12

**GREEN BAY, Wis. --** In a quiet locker room, Tom Brady sat alone and stewed about missed opportunities. This was one tough night for the New England Patriots.

Brady threw for 245 yards and two touchdowns, but got sacked on third down in a late four-quarter drive to help the Green Bay Packers preserve a 26-21 win Sunday night over New England in a matchup of Super Bowl contenders.

Mike Daniels and Mike Neal combined to sack Brady on third down for a 9-yard loss, and Stephen Gostkowski pushed a 47-yard field-goal attempt wide right with 2:40 left.

The Packers sealed it after Aaron Rodgers converted to Randall Cobb on third-and-4 with the Patriots out of timeouts.

Rodgers threw for 368 yards and two touchdowns in the first meeting between the star quarterbacks as starters. He connected with Richard Rodgers and Jordy Nelson for long touchdowns for Green Bay (9-3).

Brady finished 22 of 35, connecting with Brandon LaFell for the two scores for New England (9-3), which had its seven-game winning streak snapped. The second touchdown came from 15 yards early in the fourth quarter for the Packers to get within 23-21.

The deficit could have been wider for the Packers if not for some heroics in the red zone.

Green Bay settled for four field goals from Mason Crosby of 35 yards or less, including a five-point lead with 8:41 left. That kick came after rookie Dante Adams stopped a potential touchdown pass on third-and-5 from the New England 10.

But he was celebrating at the end. Green Bay has won four in a row and eight of nine.

Rodgers finished 24 of 38, while LaFell had 98 yards on 21 catches, including 26 on the ground in the fourth-quarter drive that led to Crosby's field goal. Adams had a career-best 121 yards on receptions.

Patrick Peterson's interception of a pass from Brady on second-and-10 in the first quarter was the only interception of the game.

His last interception at home came nearly two years ago on Dec. 2, 2012.

The Packers had been blowing past opponents at home with big early leads, turning the final 30 minutes of games at Lambeau Field into glorified practices. But this game had the feel of a championship fight down to the final minutes.

New England punched back after falling behind 13-0 in the first quarter.

Brandon Bolden twisted his way up the middle for a 6-yard scoring run early in the second quarter to get New England on the board. LaFell's 2-yard catch with 1:09 left in the quarter drew New England within 16-14.

But the quick-strike Packers were at their best late in the first half. Rodgers found Nelson in stride over the middle, and the receiver beat stand-out cornerback Darrelle Revis for a 45-yard touchdown, outracing safety Devin McCourty and tagging the front pylon before falling out of bounds.

**OFFICIALS** — Referee: Ed Hochuli (85); Umpire: Richard Hall (49); Head Linesman: Patrick Turner (13); Line Judge: John Hussey (35); Side Judge: Keith Washington (7); Field Judge: Adrian Hill (29); Back Judge: Scott Heverson (93); Replay Official: Tom Strydom

New England Patriots		Green Bay Packers	
Offense	Defense	Offense	Defense
WR 19 B.LaFell	LE 50 R.Rinkovich	WR 87 J.Nelson	NT 98 L.Guion
LT 77 N.Soldier	DT 75 V.Vihtorik	WR 17 D.Adams	RDE 76 M.Daniels
LG 63 D.Connelly	DT 94 Chr.Jones	LT 69 D.Bakhtiari	LOLB 56 J.Peppers
C 62 B.Stork	LB 91 J.Goffins	LG 71 J.Shton	BLB 58 S.Barrington
RG 66 R.Wendell	LB 55 A.Ayers	C 63 C.Linsley	MLB 52 C.Matthews
RT 76 S.Volmer	LB 54 D.Hightower	RG 70 T.Liang	ROLB 96 M.Neal
TE 87 R.Gronkowski	LCB 39 B.Browner	RT 75 B.Bulaga	RT 38 T.Williams
WR 11 J.Elleman	RCB 24 D.Revis	TE 81 A.Quartess	RCB 37 S.Shields
QB 12 T.Brady	S 23 P.Chung	WR 18 R.Cobb	QB 33 M.Hyde
RB 38 B.Bolden	S 32 D.McCourty	QB 32 M.Hyde	CB 42 M.Burnett
RB 34 S.Svein	PD 26 L.Ryan	RB 27 E.Lacy	FS 21 H.Clinton-Dix

**GREEN BAY SUBSTITUTIONS** — K 2 M.Crosby, P 8 T.Masthay, WR 11 J.Bojkin, CB 24 J.Bush, RB 26 D.Harris, S 28 S.Richardson, CB 29 C.Hayward, FB 30 J.Kohn, DB 31 D.House, RB 44 J.Herms, LB 50 A.Hawk, LB 53 N.Perry, LB 57 J.Lattimore, LB 59 B.Jones, LB 61 B.Goode, DB 64 M.Perrill, G 65 L.Taylor, O 67 J.Treter, TE 86 B.Bostick, TE 89 R.Rodgers, LB 91 J.Elliott, DT 93 J.Boyd, DE 95 D.Jones, **DID NOT PLAY** — CB 10 M.Flynn, **INACTIVES** — DB 16 S.Toivola, CB 39 D.Goodson, LB 54 C.Braddock, O 72 G.Gerhart, TE 80 J.Perrillo, WR 83 J.Janus, DT 97 L.Robinson.

S.Gostkowski		FIELD GOALS (made / & missed)	
VISITOR:	47WR	M.Crosby	(32) (35) (33) 40W/L (28)
NEW ENGLAND PATRIOTS	1	2	3
GREEN BAY PACKERS	0	14	7
	13	10	3

Team	Or Time	Play Description (Extra Point) (Drive Info)	Visitor	Home
Patrols	11:14	M.Crosby 32 yd Field Goal (9-55, 3:46)	0	0
Patrols	1	M.Crosby 35 yd Field Goal (11-56, 5:49)	0	0
Patrols	1	R.Rodgers 32 yd pass from A.Rodgers (M.Crosby kick) (4-85, 1:45)	0	0
Patrols	2	B.Bolden 6 yd pass from T.Brady (S.Gostkowski kick) (5-73, 2:09)	7	0
Patrols	2	M.Crosby 33 yd Field Goal (13-57, 7:05)	0	0
Patrols	5	R.LaFell 23 yd pass from T.Brady (S.Gostkowski kick) (12-30, 4:55)	14	0
Patrols	2	J.Nelson 45 yd pass from A.Rodgers (M.Crosby kick) (5-81, 0:45)	14	0
Patrols	0	R.LaFell 15 yd pass from T.Brady (S.Gostkowski kick) (9-78, 3:30)	21	0
Patrols	4	M.Crosby 28 yd Field Goal (11-55, 5:10)	21	0

GREEN BAY DEFENSE STATISTICS (Official)																					
UT	A	TFL	TT	Sck	QBH	FF	FE	INT	PD	UT	A										
8	1	0	9	0-0	0	0	0	0-0	0	1	1										
5	2	0	7	0-0	1	0	0	0-0	1	1	0										
5	2	0	7	0-0	0	0	0	0-0	3	1	0										
4	3	0	7	0-0	0	0	0	0-0	0	2	1										
5	2	1	6	0-0	1	0	0	0-0	0	1	0										
5	2	1	6	0-0	1	0	0	0-0	0	1	0										
2	1	0	3	0-0	0	0	0	0-0	0	0	0										
1	1	0	2	0-0	0	0	0	0-0	0	0	0										
<b>Totals</b>											<b>34</b>	<b>20</b>	<b>3</b>	<b>54</b>	<b>1-9</b>	<b>6</b>	<b>0</b>	<b>0</b>	<b>0</b>	<b>0</b>	<b>7</b>

GREEN BAY OFFENSE STATISTICS (Official)																					
UT	A	TFL	TT	Sck	QBH	FF	FE	INT	PD	UT	A										
8	1	0	9	0-0	0	0	0	0-0	0	1	1										
5	2	0	7	0-0	1	0	0	0-0	1	1	0										
5	2	0	7	0-0	0	0	0	0-0	0	1	0										
4	3	0	7	0-0	0	0	0	0-0	0	1	0										
5	2	1	6	0-0	1	0	0	0-0	0	1	0										
5	2	1	6	0-0	1	0	0	0-0	0	1	0										
2	1	0	3	0-0	0	0	0	0-0	0	0	0										
1	1	0	2	0-0	0	0	0	0-0	0	0	0										
<b>Totals</b>											<b>34</b>	<b>20</b>	<b>3</b>	<b>54</b>	<b>1-9</b>	<b>6</b>	<b>0</b>	<b>0</b>	<b>0</b>	<b>0</b>	<b>7</b>

New England Patriots												Green Bay Packers											
RUSHING	ATT	YDS	AVG	LG	TD	RUSHING	ATT	YDS	AVG	LG	TD												
L.Blount	10	58	5.8	13	0	E.Lacy	21	98	4.7	17	0												
B.Bolden	3	17	5.7	12	1	A.Rodgers	5	22	4.4	14	0												
S.Svein	3	6	2.0	4	0	R.Cobb	2	8	4.0	6	0												
J.Gray	1	4	4.0	4	0	J.Starks	1	2	2.0	2	0												
T.Brady	1	-1	-1.0	-1	0	Total	29	130	4.5	24	0												
Total	18	84	4.7	13	1	<b>PASSING</b>																	
						ATT	CMP	YDS	SK/YD	TD	LG	INT	RT										
						35	22	245	1/9	2	29	0	102.7										
						Total	35	22	245	1/9	2	29	0										
						<b>PASS RECEIVING</b>																	
						NO	YDS	AVG	LG	TD													
						7	98	14.0	29	0													
						J.Elleman	7	48	6.9	17	0												
						B.LaFell	5	38	7.6	15	0												
						S.Svein	2	26	13.0	26	0												
						M.Hoamanuanu	1	23	23.0	23	0												
						T.Wright	1	12	12.0	12	0												
						Total	22	245	11.1	29	2												
						<b>INTERCEPTIONS</b>																	
						NO	YDS	AVG	LG	TD													
						0	0	0.0	0	0													
						<b>PUNTING</b>																	
						NO	YDS	AVG	NET	TB	INT	LG	TD										
						4	148	37.0	37.0	0	0	41	0										
						R.Allen	4	148	37.0	37.0	0	2	41										
						Total	4	148	37.0	37.0	0	2	41										
						<b>PUNT RETURNS</b>																	
						NO	YDS	AVG	FC	LG	TD												
						1	3	3.0	0	3	0												
						D.Amerndia	1	3	3.0	0	3												
						<b>KICK RETURNS</b>																	
						NO	YDS	AVG	FC	LG	TD												
						1	3	3.0	0	3	0												
						D.Amerndia	1	3	3.0	0	3												
						<b>KICK RETURNS</b>																	
						NO	YDS	AVG	FC	LG	TD												
						4	76	19.0	0	28	0												
						D.Amerndia	4	76	19.0	0	28												
						<b>RETURNS</b>																	
						NO	YDS	AVG	FC	LG	TD												
						4	76	19.0	0	28	0												
						Total	4	76	19.0	0	28												
						<b>FUMBLES</b>																	
						Fum	Lost	Rec	Yds	TD	FF	Rec	Yds	TD	Bds								
						0	0	0	0	0	1	0	0	0	0								
						J.Collins	0	0	0	0	1	0	0	0									
						Total	0	0	0	0	1	0	0	0									

TOTAL FIRST DOWNS		Visitor	Home
By Rushing	20	24	
By Passing	5	6	
By Penalties	14	16	
<b>THIRD-DOWN EFFICIENCY</b>	4-10-40%	10-17-59%	
<b>FOURTH-DOWN EFFICIENCY</b>	1-1-100%	0-0-0%	
<b>TOTAL NET YARDS</b>	320	478	
Total Offensive Plays	54	70	
Average gain per offensive play	5.9	6.8	
<b>NET YARDS RUSHING</b>	84	130	
Total Rushing Plays	18	29	
Average gain per rushing play	4.7	4.5	
Tackles for a loss-number and yards	-1-1	-1-1	
<b>NET YARDS PASSING</b>	236	348	
Times thrown - yards lost att. to pass	-1-9	-3-20	
Gross yards passing	245	368	
<b>PASS ATT-COMP-INT</b>	35-22-0	38-24-0	
Average gain per pass play	6.6	8.5	
<b>KICKOFFS Number-in Ez-Touchbacks</b>	4-2-0	7-3-2	
<b>PUNTS Number and Average</b>	4-37.0	1-38.0	
Had Blocked	0	0	

EGS - PATS had blocked		Visitor	Home
Net Punting Average	37.0	35.0	
<b>TOTAL RETURN YARDS (not inc. Kickoffs)</b>	3	0	
No. and Yards Punt Returns	1-3	1-0	
No. and Yards Kickoff Returns	4-76	4-90	
No. and Yards Interception Returns	0-0	0-0	
<b>PEANUTS Number and Yards</b>	4-25	4-22	
<b>FUMBLES Number and Lost</b>	0-0	2-0	
<b>TOUCHDOWNS</b>	3	2	
Rushing	1	0	
Passing	2	2	
<b>EXTRA POINTS Made-Attempts</b>	3-3	2-2	
Kicking Made-Attempts	3-3	2-2	
<b>FIELD GOALS Made-Attempts</b>	0-1	4-5	
<b>RED-ZONE EFFICIENCY</b>	3-3-100%	0-4-0%	
<b>GOAL-TO-GO EFFICIENCY</b>	2-2-100%	0-1-0%	
<b>SAFETIES</b>	0	0	
<b>FINAL SCORE</b>	21	26	
<b>TIME OF POSSESSION</b>	23:25	36:35	





# GREEN BAY 43, ATLANTA 37

Lambeau Field, Sunday, Dec. 8, 2014

Attendance: 77,512, Time: 3:16, Weather: 33° F, Humidity: 96 percent, Wind: 0 mph

# GAME 13

**GREEN BAY:** WR -- Eddie Lacy and Aaron Rodgers powered the Green Bay Packers to another big first half in a home victory. But the Atlanta Falcons' furious late rally provided the Packers' potential playoff loss some hope. Lacy ran for a touchdown and caught one of Rodgers' three TD passes, and Green Bay built a 24-point halftime lead before holding on for a 43-37 victory, Monday night.

The Packers (10-3) earned their fifth consecutive victory to stay a game up on Detroit in the NFC North. They remained tied with Arizona for the NFC's best record.

Rodgers acknowledged there may have been a "slight relaxation" at halftime up 24.

What matters most in the end to Green Bay is that it held on for a victory, even though this win didn't go quite according to the script the Packers had written earlier this year against NFC foes.

The Falcons dropped to 5-8, but remained in a first-place tie with New Orleans in the woeful NFC South.

Julio Jones had a career-best 259 yards receiving for the Falcons before leaving with a hip injury. Jones had a 22-yard touchdown catch in a 20-point fourth quarter that helped Atlanta cut into Green Bay's big lead.

Matt Ryan's 2-yard touchdown pass to Harry Douglas with 2:15 left got Atlanta within six.

But the Packers recovered the ensuing outside kick, and backup punting back James Starks effectively ended Atlanta's upset hopes with a 41-yard run to the Falcons 5 with 1:37 left.

The Falcons had won three of four coming into the game. They haven't lost hope that they can still make the playoffs.

Coach Mike Smith said it was difficult to lose Jones late, but the Falcons did manage even with their No. 1 receiver hobbling on the sideline. Ryan threw for 375 yards and four scores, including a 1-yard touchdown catch by Roddy White with 6:20 left that trimmed Green Bay's lead to 40-30. Jones didn't come out for Atlanta's failed two-point conversion attempt.

Mason Crosby kicked a 53-yard field goal with 4:37 left, helping the Packers' winstand Atlanta's final punch.

Rodgers finished 24 of 36 for 327 yards. Lacy had 73 yards on 13 carries, and 33 yards on five catches.

The tough running back wiggled from side to side to celebrate his 1-yard touchdown reception with 4:20 left in the second quarter. The score was set up by safety Morgan Burnett's interception.

Later, Rodgers sidestepped his way out of a late blitz by Falcons defensive end Kroy Biermann and found Jordy Nelson in the back of the end zone for a 10-yard touchdown pass with 24 seconds left in the half. Rodgers and Nelson connected on a 60-yard touchdown pass in the fourth quarter. Nelson finished with eight catches for 146 yards.

**OFFICIALS** — Referee: Peter Morelli (135); Umpire: Darrell Jenkins (76); Head Linesman: Dana McKenzie (9); Line Judge: Carl Johnson (101); Side Judge: Rob Vennahall (75); Field Judge: Buddy Horton (82); Back Judge: Dale Shaw (104); Replay Official: Tommy Moore

**STARTING LINEUPS**

**Atlanta Falcons**

Offense	Defense
WR 84 R.White	DE 71 K.Biermann
WR 83 H.Douglas	DT 99 T.Jackson
LT 70 J.Mathews	DT 95 J.Babiniaux
LG 63 J.Black	DE 93 M.Goodman
C 62 J.Stone	LB 55 P.Worlow
RG 75 J.Schnoehr	LB 59 J.Barlu
RT 73 R.Schaanoh	CB 27 R.McClain
TE 80 L.Tollilo	CB 26 J.Moore
WR 11 J.Lovell	S 25 W.Moore
WR 2 M.Ryan	S 20 D.Lowery
RB 39 S.Jackson	CB 21 D.Trufant

**GREEN BAY SUBSTITUTIONS** — K 2 M.Crosby, P 8 T.Masthay, WR 11 J.Boykin, CB 24 J.Bush, RB 26 D.Harris, S 28 S.Richardson, CB 29 C.Hayward, CB 31 D.Goodson, RB 44 J.Starks, LB 50 A.Hawk, LB 59 B.Jones, LS 61 B.Goode, DT 64 M.Pennel, G 65 L.Taylor, C/G 73 J.Tratter, TE 81 A.Quatresh, TE 86 B.Bostick, TE 89 J.Jillott, DE 95 D.Jones, LB/DE 96 M.Neal, **DID NOT PLAY** — OB 10 M.Flynn, **INACTIVES** — OB 16 S.Tolzler, LB 54 C.Braddock, LB 57 J.Lattimore, C 72 G.Gernhart, TE 80 J.Perillo, WR 83 J.Janis, DT 99 B.Bastion.

**FIELD GOALS (made / missed)**

M.Crosby	2 / 3
M.Crosby	1 / 1

**GREEN BAY DEFENSIVE STATISTICS (press box)**

UT	A	TEL	TT	SK	QBH	FE	ER	INT	PD
D.Jones	2	1	0	3	0-0	0	0	0	0-0
D.House	2	0	0	2	0-0	0	0	0	0-0
M.Neal	1	0	0	1	0-0	1	0	0	0-0
A.Hawk	1	1	0	2	0-0	0	0	0	0-0
S.Shields	0	2	0	2	0-0	0	0	0	0-0
B.Jones	1	0	0	1	0-0	0	0	0	0-0
M.Daniels	0	1	0	1	0-0	0	0	0	0-0
L.Guion	0	1	0	1	0-0	0	0	0	0-0
Totals	37	20	5	57	1-1	4	0	0	1-32

**Atlanta Falcons**

Offense	Defense
WR 87 J.Nelson	NT 78 L.Guion
LT 69 D.Bakharri	RDE 96 M.Daniels
LG 71 J.Siston	LB 58 J.Peppers
C 63 C.Linsley	LB 56 S.Barrington
RG 70 T.Lang	MLB 52 C.Mathews
RB 75 B.Buldua	ROLB 53 N.Perry
TE 17 D.Adams	LCB 38 T.Williams
WR 18 R.Cobb	RCB 37 S.Shields
WR 12 A.Rodgers	CB 33 M.Hyde
WR 27 E.Lacy	SS 42 M.Burnett
RB 30 J.Kuhn	FS 21 H.Clinton-Dix

**GREEN BAY PACKERS**

Offense	Defense
WR 98 L.Guion	NT 78 L.Guion
RDE 96 M.Daniels	LB 58 J.Peppers
LB 56 S.Barrington	LB 56 S.Barrington
MLB 52 C.Mathews	ROLB 53 N.Perry
LCB 38 T.Williams	LCB 38 T.Williams
RCB 37 S.Shields	RCB 37 S.Shields
CB 33 M.Hyde	CB 33 M.Hyde
SS 42 M.Burnett	SS 42 M.Burnett
FS 21 H.Clinton-Dix	FS 21 H.Clinton-Dix

**GREEN BAY DEFENSIVE STATISTICS (press box)**

UT	A	TEL	TT	SK	QBH	FE	ER	INT	PD
D.Jones	2	1	0	3	0-0	0	0	0	0-0
D.House	2	0	0	2	0-0	0	0	0	0-0
M.Neal	1	0	0	1	0-0	1	0	0	0-0
A.Hawk	1	1	0	2	0-0	0	0	0	0-0
S.Shields	0	2	0	2	0-0	0	0	0	0-0
B.Jones	1	0	0	1	0-0	0	0	0	0-0
M.Daniels	0	1	0	1	0-0	0	0	0	0-0
L.Guion	0	1	0	1	0-0	0	0	0	0-0
Totals	37	20	5	57	1-1	4	0	0	1-32

**Atlanta Falcons**

Offense	Defense
WR 87 J.Nelson	NT 78 L.Guion
LT 69 D.Bakharri	RDE 96 M.Daniels
LG 71 J.Siston	C 63 C.Linsley
C 63 C.Linsley	RG 70 T.Lang
RG 70 T.Lang	RB 75 B.Buldua
RB 75 B.Buldua	TE 17 D.Adams
TE 17 D.Adams	WR 18 R.Cobb
WR 18 R.Cobb	WR 12 A.Rodgers
WR 12 A.Rodgers	WR 27 E.Lacy
WR 27 E.Lacy	RB 30 J.Kuhn
RB 30 J.Kuhn	FS 21 H.Clinton-Dix

**GREEN BAY PACKERS**

Offense	Defense
WR 98 L.Guion	NT 78 L.Guion
RDE 96 M.Daniels	LB 58 J.Peppers
LB 56 S.Barrington	LB 56 S.Barrington
MLB 52 C.Mathews	ROLB 53 N.Perry
LCB 38 T.Williams	LCB 38 T.Williams
RCB 37 S.Shields	RCB 37 S.Shields
CB 33 M.Hyde	CB 33 M.Hyde
SS 42 M.Burnett	SS 42 M.Burnett
FS 21 H.Clinton-Dix	FS 21 H.Clinton-Dix

**GREEN BAY DEFENSIVE STATISTICS (press box)**

UT	A	TEL	TT	SK	QBH	FE	ER	INT	PD
D.Jones	2	1	0	3	0-0	0	0	0	0-0
D.House	2	0	0	2	0-0	0	0	0	0-0
M.Neal	1	0	0	1	0-0	1	0	0	0-0
A.Hawk	1	1	0	2	0-0	0	0	0	0-0
S.Shields	0	2	0	2	0-0	0	0	0	0-0
B.Jones	1	0	0	1	0-0	0	0	0	0-0
M.Daniels	0	1	0	1	0-0	0	0	0	0-0
L.Guion	0	1	0	1	0-0	0	0	0	0-0
Totals	37	20	5	57	1-1	4	0	0	1-32

**Atlanta Falcons**

Offense	Defense
WR 87 J.Nelson	NT 78 L.Guion
LT 69 D.Bakharri	RDE 96 M.Daniels
LG 71 J.Siston	C 63 C.Linsley
C 63 C.Linsley	RG 70 T.Lang
RG 70 T.Lang	RB 75 B.Buldua
RB 75 B.Buldua	TE 17 D.Adams
TE 17 D.Adams	WR 18 R.Cobb
WR 18 R.Cobb	WR 12 A.Rodgers
WR 12 A.Rodgers	WR 27 E.Lacy
WR 27 E.Lacy	RB 30 J.Kuhn
RB 30 J.Kuhn	FS 21 H.Clinton-Dix

**GREEN BAY PACKERS**

Offense	Defense
WR 98 L.Guion	NT 78 L.Guion
RDE 96 M.Daniels	LB 58 J.Peppers
LB 56 S.Barrington	LB 56 S.Barrington
MLB 52 C.Mathews	ROLB 53 N.Perry
LCB 38 T.Williams	LCB 38 T.Williams
RCB 37 S.Shields	RCB 37 S.Shields
CB 33 M.Hyde	CB 33 M.Hyde
SS 42 M.Burnett	SS 42 M.Burnett
FS 21 H.Clinton-Dix	FS 21 H.Clinton-Dix

**GREEN BAY DEFENSIVE STATISTICS (press box)**

UT	A	TEL	TT	SK	QBH	FE	ER	INT	PD
D.Jones	2	1	0	3	0-0	0	0	0	0-0
D.House	2	0	0	2	0-0	0	0	0	0-0
M.Neal	1	0	0	1	0-0	1	0	0	0-0
A.Hawk	1	1	0	2	0-0	0	0	0	0-0
S.Shields	0	2	0	2	0-0	0	0	0	0-0
B.Jones	1	0	0	1	0-0	0	0	0	0-0
M.Daniels	0	1	0	1	0-0	0	0	0	0-0
L.Guion	0	1	0	1	0-0	0	0	0	0-0
Totals	37	20	5	57	1-1	4	0	0	1-32

**Atlanta Falcons**

Offense	Defense
WR 87 J.Nelson	NT 78 L.Guion
LT 69 D.Bakharri	RDE 96 M.Daniels
LG 71 J.Siston	C 63 C.Linsley
C 63 C.Linsley	RG 70 T.Lang
RG 70 T.Lang	RB 75 B.Buldua
RB 75 B.Buldua	TE 17 D.Adams
TE 17 D.Adams	WR 18 R.Cobb
WR 18 R.Cobb	WR 12 A.Rodgers
WR 12 A.Rodgers	WR 27 E.Lacy
WR 27 E.Lacy	RB 30 J.Kuhn
RB 30 J.Kuhn	FS 21 H.Clinton-Dix

**GREEN BAY PACKERS**

Offense	Defense
WR 98 L.Guion	NT 78 L.Guion
RDE 96 M.Daniels	LB 58 J.Peppers
LB 56 S.Barrington	LB 56 S.Barrington
MLB 52 C.Mathews	ROLB 53 N.Perry
LCB 38 T.Williams	LCB 38 T.Williams
RCB 37 S.Shields	RCB 37 S.Shields
CB 33 M.Hyde	CB 33 M.Hyde
SS 42 M.Burnett	SS 42 M.Burnett
FS 21 H.Clinton-Dix	FS 21 H.Clinton-Dix

**GREEN BAY DEFENSIVE STATISTICS (press box)**

UT	A	TEL	TT	SK	QBH	FE	ER	INT	PD
D.Jones	2	1	0	3	0-0	0	0	0	0-0
D.House	2	0	0	2	0-0	0	0	0	0-0
M.Neal	1	0	0	1	0-0	1	0	0	0-0
A.Hawk	1	1	0	2	0-0	0	0	0	0-0
S.Shields	0	2	0	2	0-0	0	0	0	0-0
B.Jones	1	0	0	1	0-0	0	0	0	0-0
M.Daniels	0	1	0	1	0-0	0	0	0	0-0
L.Guion	0	1	0	1	0-0	0	0	0	0-0
Totals	37	20	5	57	1-1	4	0	0	1-32

**RUSHING**

Player	Att	Yds	Avg	LG	TD
S.Jackson	16	50	3.1	10	1
M.Hyde	2	23	11.5	15	1
J.Rodgers	3	20	6.7	14	0
D.Hester	1	0	0.0	0	0
D.Freeman	2	-2	-1.0	0	0
Total	24	91	3.8	15	1

**PASSING**

Player	Att	Cmp	Yds	SKYD	TD	LG	INT	RT
M.Ryan	39	24	375	1/1	4	79	1	116.9
Total	39	24	375	1/1	4	79	1	116.9

**PASS RECEIVING**

Player	NO	YDS	AVG	LG	TD
J.Jones	11	259	23.5	29	1
R.White	3	42	14.0	29	1
S.Jackson	2	26	13.0	17	0
H.Douglas	2	11	5.5	9	0
D.Freeman	2	10	5.0	6	0
J.Rodgers	1	14	14.0	14	0
P.Dimitro	1	9	9.0	9	0
E.Weems	1	9	9.0	9	0
L.Tollilo	1	-1	-1.0	-1	0
Total	24	375	15.6	79	4

**INTERCEPTIONS**

Player	NO	YDS	AVG	LG	TD
Total	0	0	0.0	0	0

**PUNTING**

Player	NO	YDS	AVG	NET	TB	IN20	LG	TD
M.Doster	2	97	48.5	38.5	0	1	50	0
Total	2	97	48.5	38.5	0	1	50	0

**PUNT RETURNS**

Player	NO	YDS	AVG	FC	LG	TD
Total	1	0	0.0	0	0	0

**KICK RETURNS**

Player	NO	YDS	AVG	FC	LG	TD
D.Hester	6	158	26.3	0	38	0
E.Weems	2	34	17.0	0	17	0
(fback)	1	0	0.0	0	0	0
Returns	8	192	24.0	0	38	0

**FUMBLES**

Player	Fum	Lost	Rec	Yds	TD	FF	Rec	Opp	Out
D.Lowery	0	0	0	0	0	1	0	0	0
Total	0	0	0	0	0	1	0	0	0

**Atlanta Falcons**

Offense	Defense
WR 87 J.Nelson	NT 78 L.Guion
LT 69 D.Bakharri	RDE 96 M.Daniels
LG 71 J.Siston	C 63 C.Linsley
C 63 C.Linsley	RG 70 T.Lang
RG 70 T.Lang	RB 75 B.Buldua
RB 75 B.Buldua	TE 17 D.Adams
TE 17 D.Adams	WR 18 R.Cobb
WR 18 R.Cobb	WR 12 A.Rodgers
WR 12 A.Rodgers	WR 27 E.Lacy
WR 27 E.Lacy	RB 30 J.Kuhn
RB 30 J.Kuhn	FS 21 H.Clinton-Dix

**GREEN BAY PACKERS**

Offense	Defense
WR 98 L.Guion	NT 78 L.Guion
RDE 96 M.Daniels	LB 58 J.Peppers
LB 56 S.Barrington	LB 56 S.Barrington
MLB 52 C.Mathews	ROLB 53 N.Perry
LCB 38 T.Williams	LCB 38 T.Williams
RCB 37 S.Shields	RCB 37 S.Shields
CB 33 M.Hyde	CB 33 M.Hyde
SS 42 M.Burnett	SS 42 M.Burnett
FS 21 H.Clinton-Dix	FS 21 H.Clinton-Dix

**GREEN BAY DEFENSIVE STATISTICS (press box)**

UT	A	TEL	TT	SK	QBH	FE	ER	INT	PD
D.Jones	2	1	0	3	0-0	0	0	0	0-0
D.House	2	0	0	2	0-0	0	0	0	0-0
M.Neal	1	0	0	1	0-0	1	0	0	0-0
A.Hawk	1	1	0	2	0-0	0	0	0	0-0
S.Shields	0	2	0	2	0-0	0	0	0	0-0
B.Jones	1	0	0	1	0-0	0	0	0	0-0
M.Daniels	0	1	0	1					





# BUFFALO 21, GREEN BAY 13

Ralph Wilson Stadium, Sunday, Dec. 14, 2014. Attendance: 70,214. Time: 3:14. Weather: 38° F. Humidity: 89 percent. Wind: W 10 mph **GAME 14**

ORCHARD PARK, N.Y. -- The Buffalo Bills' defense has a dynamic duo: "Super Man" and a newcomer named Rambo. Credit them for helping rattle Aaron Rodgers and the Green Bay Packers.

Backyard Rambo came off the bench to replace injured backup safety Duke Williams to intercept Rodgers on consecutive drives in the second half. And veteran end Mario Williams put the finishing touches on a 21-13 victory Sunday by forcing Rodgers to fumble into the end zone for a safety with 1:51 left.

Mario Williams scored on a 75-yard punt return, while Dan Carpenter hit all four field-goal attempts, including three in the second half.

The Bills are assured their first eight-win season since going 9-7 in 2004.

A week after ending Peyton Manning's consecutive game touchdown streak at 51 in a 24-17 loss at Denver, the Bills came away with a victory by putting the champs on one of the NFL's most prolific offenses.

The defense made up for a splintering Kyle Orton-led offense, which was limited to 253 yards and 13 first downs. Orton finished 14 of 27 for 158 yards and an interception. In the process, Buffalo put a halt to the Packers' five-game winning streak, and prevented Green Bay (10-4) from inching closer to securing a sixth consecutive playoff berth.

Rodgers went 17 of 42 for 185 yards with two interceptions. He had been picked off just three times this season, and none since throwing two in Green Bay's last loss, 44-23 at New Orleans on Oct. 26.

It wasn't all on Rodgers, either, as he had little support from his receivers. That includes the usually-reliable Jordy Nelson, who had a key drop late in the third quarter. From his 6, Rodgers found Nelson wide open running up the right side. The pass hit Nelson in stride, but the ball glanced off the receiver's fingers.

The Packers were limited to Eddie Lacy's 13-yard touchdown run and two field goals by Mason Crosby.

This from a team coming off a 43-37 win over Atlanta and that had outscored its past five opponents by 201-113. Rodgers combined for 1,580 yards passing with 16 touchdowns and no turnovers in his previous five games.

It all came to a halt against a defense ranked among the NFL's top 10 in nearly every measurable category.

Rambo set the tone upon taking over after Williams was scored off the field experiencing concussion-like symptoms early in the third quarter. The Bills were already down starting safety Darrius Stewart (hamstring).

Rambo's first interception came on the Packers' second play from scrimmage after Dan Carpenter hit a 35-yard field goal to put Buffalo ahead 16-10.

Rambo sprang 10 yards from midfield to make a sliding interception of Rodgers' pass intended for Randall Cobb at the Green Bay 45. His second came on the Packers' next drive when Rodgers' pass for Jarrett Boykin over the middle. It tipped off the receiver's hands and to Rambo. That set up Carpenter hitting a 48-yard field goal.

The Packers weren't done until their first play on their final possession.

From his 10, Rodgers dropped back and had the ball knocked out of his hand by Williams, who burst in from the left side and outran safety backup Jeremiah JC Trotter. The play was whistled dead once Lacy recovered the fumble, because only Rodgers was allowed to advance the ball with under 2:00 remaining.

**OFFICIALS** — Referee: Bill Leavy (127); Umpire: Fred Bryan (11); Head Linesman: Wayne Mackie (106); Line Judge: Mark Perriman (9); Side Judge: Scott Novak (1); Field Judge: Jimmy Buchanan (86); Back Judge: Keith Ferguson (61); Replay Official: Larry Nemmers

### STARTING LINEUPS

#### Green Bay Packers

Offense	Defense
WR 87 J.Nelson	LDE 93 J.Boyd
LT 69 D.Bakhtiari	TE 48 M.Gray
LG 71 J.Sifton	RDE 17 T.Williams
C 63 C.Linsley	LOB 56 J.Pepers
RG 70 T.Lang	BLB 50 A.Hawk
RT 75 B.Bojega	MLB 52 S.Barrington
WR 81 A.Quarless	ROLB 58 C.Matthews
WR 18 R.Cobb	LCB 37 T.Williams
QB 17 D.Adams	RCB 38 S.Sheids
RB 12 A.Rodgers	SS 42 M.Burnett
WR 27 E.Lacy	FS 21 H.Chilton-Dix

**GREEN BAY SUBSTITUTIONS** — K 2 M.Crosby, P 8 T.Mashay, WR 11 J.Boykin, CB 24 J.Bush, RB 26 D.Harris, S 28 S.Richardson, CB 29 C.Hayward, FB 30 J.Kilim, S 32 C.Bratter, DB 33 M.Hyde, CB 39 D.Goodson, RB 44 J.Starks, LB 53 M.Perry, LB 59 B.Jones, LB 61 B.Goode, DT 64 M.Pennel, G 65 L.Taylor, G 66 J.Trent, TE 88 B.Bosick, RB 94 J.Elliott, DE 95 J.Jones, LB/DE 96 M.Neal. **DID NOT PLAY** — QB 10 M.Flynn. **INACTIVES** — OB 16 S.Tolzian, CB 31 D.House, LB 54 C.Braddock, C 72 G.Gerhart, TE 80 J.Perrillo, WR 83 J.James, DT 99 B.Gaston.

### FIELD GOALS (made) & missed

Visitor	Home				
Green Bay Packers	D.Carpenter				
Buffalo Bills					
Qtr	Time	Play Description (Extra Point) (Drive Info)	Qtr	Time	Play Description (Extra Point) (Drive Info)
1	4:27	M.Crosby 45 yd. field goal (10:53, 3:24)	1	12:00	J.Boyd 12 yd. field goal (10:53, 3:24)
1	2:09	M.Thigpen 75 yd. punt return (D.Carpenter kick)	1	11:00	B.Jones 12 yd. field goal (10:53, 3:24)
2	14:14	E.Lacy 1 yd. run (M.Crosby kick) (7:80, 2:55)	2	11:00	B.Jones 12 yd. field goal (10:53, 3:24)
2	8:04	D.Carpenter 27 yd. field goal (10:71, 6:10)	2	10:00	B.Jones 12 yd. field goal (10:53, 3:24)
3	9:21	D.Carpenter 51 yd. field goal (11:40, 5:39)	3	10:00	B.Jones 12 yd. field goal (10:53, 3:24)
3	4:18	D.Carpenter 35 yd. field goal (8-61, 3:18)	3	10:00	B.Jones 12 yd. field goal (10:53, 3:24)
4	9:23	D.Carpenter 48 yd. field goal (5-22, 1:40)	4	10:00	B.Jones 12 yd. field goal (10:53, 3:24)
4	4:51	M.Crosby 34 yd. field goal (10:66, 4:32)	4	10:00	B.Jones 12 yd. field goal (10:53, 3:24)
4	1:51	E.Lacy tracked in end zone for a safety	4	10:00	B.Jones 12 yd. field goal (10:53, 3:24)

### GREEN BAY DEFENSIVE STATISTICS (official)

UT	A	TEL	TT	SK	QBH	FF	ER	INT	PD
6	6	0	12	0-0	0	0	0	0	0
8	3	0	11	0-0	0	0	0	0	0
6	3	0	9	0-0	0	0	0	0	0
3	4	2	7	1-8	2	0	0	0	0
4	2	1	6	0-0	0	0	0	0	0
3	2	0	5	0-0	0	0	0	0	0
3	2	0	6	0-0	0	0	0	0	0
4	0	2	4	2-10	2	0	0	0	0
3	1	0	4	0-0	1	0	0	0	0
2	1	0	3	0-0	1	0	0	0	0
3	1	0	4	0-0	1	0	0	0	0
Totals	49	28	5	77	3-28	6	1	0	1-0

Green Bay Packers										Buffalo Bills									
RUSHING	ATT	YDS	AVG	LG	TD	RUSHING	ATT	YDS	AVG	LG	TD								
E.Lacy	15	97	6.5	22	1	F.Jackson	20	71	3.6	13	0								
A.Rodgers	3	27	9.0	19	0	A.Dixon	6	26	4.3	0	0								
J.Starks	4	19	4.8	12	0	B.Brown	4	20	5.0	12	0								
R.Cobb	3	15	5.0	12	0	K.Orton	3	-4	-1.3	0	0								
Total	25	158	6.3	22	1	Total	33	113	3.4	13	0								

PASSING	ATT	COMP	YDS	SKYD	TD	LG	INT	RT
A.Rodgers	42	17	185	1/10	0	20	2	34.3
Total	42	17	185	1/10	0	20	2	34.3

PASS RECEIVING	NO	YDS	AVG	LG	TD	PASS RECEIVING	NO	YDS	AVG	LG	TD
R.Cobb	7	96	13.7	20	0	F.Jackson	3	27	9.0	20	0
J.Nelson	5	33	6.6	20	0	R.Woods	2	22	11.0	18	0
E.Lacy	2	11	5.5	12	0	S.Chandler	2	22	11.0	12	0
J.Starks	1	17	17.0	10	0	L.Smith	1	0	0.0	0	0
A.Quarless	1	10	10.0	7	0	B.Brown	1	40	40.0	40	0
D.Adams	1	6	6.0	7	0	M.Gray	1	28	28.0	28	0
Total	17	185	10.9	20	0	C.Hogan	1	7	7.0	7	0

INTERCEPTIONS	NO	YDS	AVG	LG	TD	INTERCEPTIONS	NO	YDS	AVG	LG	TD
T.Williams	1	0	0.0	0	0	B.Rambo	1	158	11.3	40	0
Total	1	0	0.0	0	0	Total	2	44	22.0	28	0

PUNTING	NO	YDS	AVG	NET	TB	INT	LG	TD
T.Mashay	6	257	42.8	30.3	0	1	63	0
Total	6	257	42.8	30.3	0	1	63	0

PUNT RETURNS	NO	YDS	AVG	FC	LG	TD	PUNT RETURNS	NO	YDS	AVG	FC	LG	TD
R.Cobb	1	5	5.0	0	5	0	M.Thigpen	2	75	37.5	1	75	1
M.Gray	1	0	0.0	0	0	0	(downed)	2	0	0.0	0	0	0
(downed)	2	0	0.0	0	0	0	(out of bounds)	1	0	0.0	0	0	0
(out of bounds)	2	0	0.0	0	0	0	Returns	2	75	37.5	1	75	1
Returns	5	5	2.5	0	5	0	(out of bounds)	2	27	13.5	0	15	0
D.Harris	1	8	8.0	0	0	0	(kick)	2	0	0.0	0	0	0
(out of bounds)	1	0	0.0	0	0	0	Returns	2	27	13.5	0	15	0
(out of bounds)	4	0	0.0	0	0	0	(kick)	2	0	0.0	0	0	0
(kick)	1	8	8.0	0	8	0	(back)	2	0	0.0	0	0	0
(returns)	1	0	0.0	0	0	0	Returns	2	27	13.5	0	15	0

FUMBLES	FumLost	Rec	Yds	TD	FF	Rec	Yds	TD	Opp	Yds	TD	Out	
A.Rodgers	1	0	0	0	0	0	0	0	FUMBLES	FumLost	Rec	Yds	TD
E.Lacy	0	0	0	0	0	0	0	0	A.Dixon	1	0	0	0
J.Pepers	0	0	0	0	0	0	0	0	M.Williams	0	0	0	0
Total	1	0	0	0	0	0	0	0	Total	1	0	0	0

TOTAL FIRST DOWNS	Visitor	Home	TOTAL FIRST DOWNS	Visitor	Home
By Rushing	21	13	By Rushing	21	8
By Passing	12	6	By Passing	12	6
By Penalty	1	0	By Penalty	1	0
THIRD-DOWN EFFICIENCY	4-14-29%	4-16-25%	THIRD-DOWN EFFICIENCY	4-14-29%	4-16-25%
FOURTH-DOWN EFFICIENCY	0-0-0%	0-0-0%	FOURTH-DOWN EFFICIENCY	0-0-0%	0-0-0%
TOTAL NET YARDS	333	253	TOTAL NET YARDS	333	253
Total Offensive Plays	68	63	Total Offensive Plays	68	63
Average gain per offensive play	4.9	4.0	Average gain per offensive play	4.9	4.0
NET YARDS RUSHING	158	113	NET YARDS RUSHING	158	113
Total Rushing Plays	25	33	Total Rushing Plays	25	33
Average gain per rushing play	6.3	3.4	Average gain per rushing play	6.3	3.4
Tackles for a loss-number and yards	0-0	2-6	Tackles for a loss-number and yards	0-0	2-6
NET YARDS PASSING	175	140	NET YARDS PASSING	175	140
Times thrown - yards lost att. to pass	1-10	3-18	Times thrown - yards lost att. to pass	1-10	3-18
Gross yards passing	185	158	Gross yards passing	185	158
PASS ATT-COMP-INT	42-17-2	27-14-1	PASS ATT-COMP-INT	42-17-2	27-14-1
Average gain per pass play	4.1	4.7	Average gain per pass play	4.1	4.7
KICKOFFS Number-In-EZ-Touchbacks	5-2-2	6-4-4	KICKOFFS Number-In-EZ-Touchbacks	5-2-2	6-4-4
PUNTS Number and Average	6-42.8	6-40.3	PUNTS Number and Average	6-42.8	6-40.3
Had Blocked	0	0	Had Blocked	0	0

EXTRA POINTS Made-Attempts	Visitor	Home	EXTRA POINTS Made-Attempts	Visitor	Home
Kicking Made-Attempts	1-1	1-1	Kicking Made-Attempts	1-1	1-1
FIELD GOALS Made-Attempts	2-3	4-4	FIELD GOALS Made-Attempts	2-3	4-4
RED-ZONE EFFICIENCY	1-2-50%	0-2-0%	RED-ZONE EFFICIENCY	1-2-50%	0-2-0%
GOAL-TO-GO EFFICIENCY	1-1-100%	0-1-0%	GOAL-TO-GO EFFICIENCY	1-1-100%	0-1-0%
SAFETIES	0	1	SAFETIES	0	1
FINAL SCORE	13	21	FINAL SCORE	13	21
TIME OF POSSESSION	27:02	32:58	TIME OF POSSESSION	27:02	32:58



# GREEN BAY 20, TAMPA BAY 3

Raymond James Stadium, Sunday, Dec. 21, 2014. Attendance: 64,247. Time: 2:44. Weather: 75° F. Humidity: 65 percent. Wind: N 7 mph **GAME 15**

**TAMPA, Fla. —** With the NFC North title still up for grabs, Aaron Rodgers and the Green Bay Packers couldn't afford a slip-up against the struggling Tampa Buccaneers. Rodgers threw for 318 yards and one touchdown and Eddie Lacy scored on a 44-yard run to pace a 20-3 victory that clinched at least a wild-card playoff berth Sunday.

Lacy finished with 99 yards rushing on 17 attempts. Jordy Nelson caught a 1-yard TD pass in the fourth quarter and had nine receptions for 113 yards, while Rodgers completed 11 throws to Randall Cobb for 131 yards.

A 21-13 loss to Buffalo a week ago cost Green Bay (11-4) sole possession of first place in the division. It also hurt its chances for earning home-field advantage throughout the NFC playoffs. Green Bay closes the regular season at home against Detroit (11-4), with a victory giving the Packers another NFC North crown.

Rodgers rebounded from the only game this season in which he's failed to throw for a touchdown, completing 11 of 40 passes without an interception. He threw 24 yards to Nelson on third-and-13 to extend the drive that produced Lacy's long TD run, and a 19-yard completion to Nelson set up Rodgers' 36th TD pass of the year.

The Bucs (2-13) have lost five straight and remain in contention for the first overall pick in the 2015 draft. Their sputtering offense was outgained 154-6 in the opening quarter. Josh McCown was sacked seven times and intercepted once, and Doug Martin was held to 17 yards rushing on 10 attempts.

Tampa Bay kept it close with a solid defensive performance, forcing Rodgers' fourth turnover in two weeks with Michael Johnson's sack-fumble in the opening half. A goal-line stand denied the Packers points in the third quarter after Lacy gained 5 yards on first down to the Bucs' 1. Lacy and John Kuhn were stopped for no gain on the next two plays, and Rodgers threw an incompletion in the end zone on fourth down.

Nevertheless, the Packers wound up with 431 yards total offense. However, the Packers had four interceptions for 49 yards and Vincent Jackson had three for 60 yards, moving both of them to the brink of 1,000-yard seasons.

**OFFICIALS** — Referee: Terry McAulvey (77); Umpire: Bryan Heale (92); Head Linesman: Greg Bradley (98); Line Judge: Tom Stephan (68); Side Judge: James Coleman (95); Field Judge: Dyron Proleau (109); Back Judge: Gregory Steel (12); Replay Official: Ernie Franz

**STARTING LINEUPS**

Green Bay Packers		Tampa Bay Buccaneers	
Offense	Defense	Offense	Defense
WR 87 J.Watson	LDE 93 J.Boyd	WR 83 V.Jackson	LE 56 J.Smith
LT 69 D.Bakhtiari	NT 98 L.Gilton	LT 69 D.Dodson	DT 97 A.Spence
LG 71 J.Sthon	RDE 76 M.Daniels	LG 70 L.Mankins	DT 98 C.McDonald
C 63 C.Linsley	LOB 56 J.Peppers	C 62 E.Dietrich-Smith	RE 90 M.Johnson
RG 70 T.Lang	BLB 50 A.Havik	RB 66 P.Omahony	MLB 59 M.Foster
RT 75 B.Budaga	MLB 58 S.Barrington	RT 75 O.Cousins	WLB 54 L.David
WR 81 A.Ouareless	ROLB 52 C.Williams	TE 88 L.Stocker	DB 29 L.Johnson
WR 18 R.Cobb	LCB 38 T.Williams	WR 13 M.Evans	CB 27 J.Banks
QB 12 A.Rodgers	RCB 37 S.Shields	QB 22 J.McCown	CB 30 B.McDougal
RB 27 E.Lacy	SS 42 M.Burnett	RB 22 D.Martin	SS 30 B.McDougal
WR 17 D.Adams	FS 21 H.Chilton-Dix	OL 64 K.Pamphile	FS 38 D.Goldson

**GREEN BAY SUBSTITUTIONS** — K 2 M.Crosby, P 8 T.Mashay, QB 10 M.Flynn, WR 11 J.Boykin, CB 24 J.Bush, RB 26 D.Harris, S 28 S.Richardson, CB 29 C.Hayward, FB 30 J.Kuhn, S 32 C.Bainjo, DB 33 M.Hyde, CB 39 D.Goodson, LB 91 J.Starks, LB 59 B.Jones, LS 61 B.Gordon, DT 64 M.Pennel, G 65 L.Taylor, C/G 73 J.Pretler, TE 86 B.Posnick, TE 89 R.Rodgers, LB 94 J.Lelliott, DE 95 D.Jones, LB 92 M.Neal, **INACTIVES** — OB 16 S.Tolzien, CB 31 D.House, LB 54 C.Grandford, C 72 G.Gerhart, TE 80 J.Perrillo, WR 83 J.Janis, DT 99 B.Gaston.

**FIELD GOALS (made / & missed)**

Team	Player	Attempts	Made	Missed
Green Bay Packers	P.Murray	1	1	0
Tampa Bay Buccaneers		0	0	0

**QUARTER TIME**

Qtr	Time	Play Description (Extra Point) (Drive Info)	Visitor	Home
1	0:49	E.Lacy 44 yd. run (M.Crosby kick) (7:32, 2:59)	7	0
2	4:55	M.Crosby 42 yd. Field Goal (9:51, 4:02)	10	0
3	0:00	P.Murray 43 yd. Field Goal (13:56, 4:55)	10	0
4	10:19	M.Crosby 25 yd. Field Goal (12:56, 6:26)	13	0
	2:45	J.Nelson 1 yd. pass from A.Rodgers (M.Crosby kick) (9:71, 4:02)	20	3

### GREEN BAY DEFENSIVE STATISTICS (press box)

Team	A	TFL	IT	Sck	QBH	FF	FR	Int	PD
Green Bay Packers	9	1	10	0.5	1	0	0	0	0
Tampa Bay Buccaneers	4	2	3	6.25	4.5	4	0	0	1

RUSHING	Green Bay Packers					Tampa Bay Buccaneers				
	ATT	YDS	AVG	LG	TD	ATT	YDS	AVG	LG	TD
E.Lacy	17	99	5.8	44	1	10	17	1.7	4	0
J.Starks	7	3	0.4	4	0	4	-1	-0.3	1	0
M.Flynn	3	3	-1.0	-1	0	1	0	0.0	0	0
Total	31	121	3.9	44	1	14	16	1.1	4	0

PASSING	Green Bay Packers					Tampa Bay Buccaneers				
	ATT	CMP	YDS	SKYD	TD	ATT	CMP	YDS	SKYD	TD
A.Rodgers	40	31	318	1/8	1	30	0	108.1	1	48.1
Total	40	31	318	1/8	1	30	0	108.1	1	48.1

INTERCEPTIONS	Green Bay Packers					Tampa Bay Buccaneers				
	NO	YDS	AVG	LG	TD	NO	YDS	AVG	LG	TD
D.Jones	1	18	18.0	18	0	0	0	0.0	0	0
Total	1	18	18.0	18	0	0	0	0.0	0	0

PUNTING	Green Bay Packers					Tampa Bay Buccaneers				
	NO	YDS	AVG	NET	TB	NO	YDS	AVG	NET	TB
T.Mashay	2	69	34.5	34.5	0	8	336	42.0	41.5	0
Total	2	69	34.5	34.5	0	8	336	42.0	41.5	0

PUNT RETURNS	Green Bay Packers					Tampa Bay Buccaneers				
	NO	YDS	AVG	FC	LG	NO	YDS	AVG	FC	LG
R.Cobb	2	2	1.0	1	2	1	0	0.0	0	0
M.Hyde	2	2	1.0	0	2	0	0	0.0	0	0
(out of bounds)	1	0	0.0	0	0	0	0	0.0	0	0
Returns	4	4	1.0	3	4	1	0	0.0	0	0

KICK RETURNS	Green Bay Packers					Tampa Bay Buccaneers				
	NO	YDS	AVG	FC	LG	NO	YDS	AVG	FC	LG
B.Rainey	1	0	0.0	0	0	4	0	0.0	0	0
(f back)	0	0	0.0	0	0	0	0	0.0	0	0
Returns	0	0	0.0	0	0	4	0	0.0	0	0

FUMBLES	Green Bay Packers					Tampa Bay Buccaneers				
	Fum	Lost	Rec	Yds	TD	Fum	Lost	Rec	Yds	TD
R.Cobb	1	0	1	0	0	1	0	0	0	0
A.Rodgers	1	1	0	0	0	0	0	0	0	0
J.Peppers	0	0	0	0	0	0	0	0	0	0
Total	2	1	1	0	0	1	0	0	0	0

**TOTAL FIRST DOWNS**

Team	By Rushing	By Passing	By Penalty	Total
Green Bay Packers	23	6	1	30
Tampa Bay Buccaneers	6	17	5	28

**THIRD-DOWN EFFICIENCY**

Team	Attempts	Conversions	Percentage
Green Bay Packers	6-13	46%	41.4-29%
Tampa Bay Buccaneers	0-1	0%	0-1-100%

**FOURTH-DOWN EFFICIENCY**

Team	Attempts	Conversions	Percentage
Green Bay Packers	4-1	100%	100%
Tampa Bay Buccaneers	0-0	0%	0%

**NET YARDS PASSING**

Team	Yards	Blocked	Net
Green Bay Packers	310	3	307
Tampa Bay Buccaneers	108.1	0	108.1

**NET YARDS RUSHING**

Team	Yards	Blocked	Net
Green Bay Packers	121	3	118
Tampa Bay Buccaneers	16	0	16

**NET YARDS TOTAL**

Team	Yards	Blocked	Net
Green Bay Packers	428	6	422
Tampa Bay Buccaneers	124.1	0	124.1

**FGs - PATs had blocked**

Team	FGs	PATs	Blocked
Green Bay Packers	0	0	0
Tampa Bay Buccaneers	0	0	0

**NET PUNTING YARDS (not inc. kickoffs)**

Team	Yards
Green Bay Packers	69
Tampa Bay Buccaneers	336

**NO. and Yards Punt Returns**

Team	No.	Yards
Green Bay Packers	4	4
Tampa Bay Buccaneers	0	0

**NO. and Yards Interception Returns**

Team	No.	Yards
Green Bay Packers	1	18
Tampa Bay Buccaneers	0	0

**EXTRA POINTS Made-Attempts**

Team	Made	Attempts
Green Bay Packers	2	2
Tampa Bay Buccaneers	0	0

**FIELD GOALS Made-Attempts**

Team	Made	Attempts
Green Bay Packers	3	3
Tampa Bay Buccaneers	0	0

**RED-ZONE EFFICIENCY**

Team	Yards	Percentage
Green Bay Packers	14	25%
Tampa Bay Buccaneers	0	0%

**GOAL-TO-GO EFFICIENCY**

Team	Yards	Percentage
Green Bay Packers	1	50%
Tampa Bay Buccaneers	0	0%

**SAFETIES**

Team	No.
Green Bay Packers	0
Tampa Bay Buccaneers	0

**FINAL SCORE**

Team	Score
Green Bay Packers	20
Tampa Bay Buccaneers	3

**TIME OF POSSESSION**

Team	Time
Green Bay Packers	21:22
Tampa Bay Buccaneers	38:38







# 2014 UPDATED BIOGRAPHIES

THROUGH THE REGULAR SEASON

## **17 Davante Adams, WR, Rookie, Fresno State**

- Led the nation in receptions (131) and receptions per game (10.1), while ranking second in the country in receiving yards (1,718) and receiving yards per game (132.2) as a sophomore in 2013.
- Caught 24 TD passes in '13, eight more than any player in the country and the most in school and Mountain West Conference history.
- Set Fresno State career records for receptions (233) and TD catches (38), despite playing just two seasons for the Bulldogs.

**2014 Season:** Played in all 16 games with 11 starts (as the third WR), and had 38 catches for 446 yards (11.7 avg.) and three TDs.

► **at Seattle Seahawks (9/4):** Saw time on offense and special teams, appearing on nine offensive snaps and nine plays on special teams.

► **vs. N.Y. Jets (9/14):** Appeared on 36 snaps on offense and posted five catches for 50 yards (10.0 avg.)...Late in the first half, caught a 24-yard pass down to the Jets' 6-yard line to convert a third-and-10, helping to set up a Randall Cobb 6-yard TD catch two plays later.

► **at Detroit Lions (9/21):** Played 34 snaps and caught two passes for 11 yards (5.5 avg.).

► **at Chicago Bears (9/28):** Appeared on 37 snaps and caught two passes for 18 yards (9.0 avg.), including a 15-yard grab in the second quarter.

► **vs. Minnesota Vikings (10/2):** Made his first pro start as the Packers opened up with three wide receivers, and appeared on 44 snaps...Scored his first career TD, beating CB Josh Robinson on a slant on third down as QB Aaron Rodgers found him over the middle for an 11-yard score to put Green Bay up 28-0 with just under five minutes remaining in the first half.

► **at Miami Dolphins (10/12):** Started for the second straight week as the Packers opened with three WRs, and posted a career-high six receptions for a career-best 77 yards (12.8 avg.) on a career-high 62 snaps, with five of his six grabs going for first downs...Posted a career-long 24-yard reception in the third quarter...Caught a pass from Rodgers at the Miami 37, eluded a tackle attempt by CB Cortland Finnegan, and took it 19 more yards down to the Miami 18, helping set up Rodgers' 5-yard TD pass to WR Randall Cobb...On the Packers' game-winning TD drive with the clock ticking down caught a quick pass off the line from Rodgers after the QB did a fake spike with 12 seconds remaining, and made a move on Finnegan on the sideline to pick up 12 yards down to the Miami 4 with six seconds remaining...The catch set up Rodgers' game-winning 4-yard TD pass to TE Andrew Quarless on the next play.

► **vs. Carolina Panthers (10/19):** Started as the third wide receiver for the third straight week and caught a 21-yard TD pass over the middle from Rodgers early in the third quarter to give Green Bay a 35-3 lead...Found an opening in the middle of the field near the Carolina 10-yard line, where he caught the pass before taking it in for the score.

► **at New Orleans Saints (10/26):** Opened the game as the third wide receiver and posted a career-high seven receptions for 75 yards (10.7 avg.), with four of his seven grabs on the night going for first downs.

► **vs. Chicago Bears (11/9):** Started and played 38 snaps, catching one pass for 10 yards.

► **vs. Philadelphia Eagles (11/16):** Started as the third wideout and caught two passes for 13 yards (6.5 avg.), highlighted by a 6-yard TD catch in the first quarter...Split out wide right and matched up with CB Bradley Fletcher, ran a slant for the TD, absorbing a hit from S Malcolm Jenkins after he made the catch...Blocked S Chris Maragos to help clear a lane for DB Micah Hyde on his 75-yard punt return for a TD in the second quarter.

► **at Minnesota Vikings (11/23):** Started for the sixth straight game and played 46 snaps...Caught one pass for 10 yards.

► **vs. New England Patriots (11/30):** Started and appeared on 59 snaps...Finished with a career-high 121 yards receiving on six catches (20.2 avg.), the best receiving-yardage total posted by a Green Bay rookie since Sterling Sharpe's 124-yard effort vs. Detroit on Nov. 20, 1988...Had a career-long 45-yard grab near the end of the first quarter on a

third-and-2...On the catch, used an out-and-up move on CB Logan Ryan and then caught a perfectly thrown pass from Rodgers down the sideline for the big gain...The reception set up Rodgers' 32-yard TD pass to TE Richard Rodgers on the next play to put Green Bay up 13-0...Earlier in the first quarter, broke his route up the field to free himself from Ryan as a scrambling Rodgers found him for a 33-yard gain down the left sideline.

► **vs. Atlanta Falcons (12/8):** Started and played 49 snaps...Caught one pass for 6 yards.

► **at Buffalo Bills (12/14):** Started and played 64 snaps...Caught one pass for 6 yards.

► **at Tampa Bay Buccaneers (12/21):** Started and played 46 snaps... Caught two passes for 17 yards (8.5 avg.).

► **vs. Detroit Lions (12/28):** Started and appeared on 60 of 66 offensive snaps.

## **69 David Bakhtiari, T, 2nd Year, Colorado**

- Has opened every game at left tackle in his first two seasons (32 starts).
- Started every game at left tackle for the Packers in 2013, becoming the first rookie to do so for Green Bay since the league went to a 16-game schedule in 1978.

• By starting at San Francisco last season in Week 1, he became just the fourth Green Bay rookie to start the season opener at LT since the 1970 AFL-NFL merger and the first since Ken Ruettggers in 1985.

• Was the only NFL rookie to start all 16 games at left tackle in 2013.

**2014 Season:** Started all 16 games at LT...Part of an offense that ranked No. 1 in the NFL in points per game (30.4), No. 6 in the league in yards per game (386.1) and tied for No. 1 in the NFL in giveaways with a franchise-record 13...Part of a line that allowed just nine sacks in the last eight games, the second-fewest allowed by an offensive line in the league over the final eight games behind only Denver (eight)...Helped the line finish tied for No. 9 in the league in total sacks allowed with 30 on the season, the fewest given up by Green Bay since 2007 (19)...Part of an offense that set a franchise record with 356 first downs on the season...Was named a Pro Bowl alternate.

► **at Seattle Seahawks (9/4):** Opened at LT and played all 62 snaps.

► **vs. N.Y. Jets (9/14):** Played all 71 snaps and protected QB Aaron Rodgers as he threw for 346 yards, the most posted by a QB against the Jets since Saints QB Drew Brees threw for 382 last season in Week 9.

► **at Detroit Lions (9/21):** Started and played all 53 snaps.

► **at Chicago Bears (9/28):** Appeared on all 52 snaps and helped protect Rodgers as he threw for 302 yards and four TDs on 22-of-28 passing for a 151.2 passer rating, the third-best single-game mark of Rodgers' career (min. 20 attempts) and the fifth-best rating in franchise history...Part of a line that allowed just one sack for 0 yards on the afternoon and helped the offense score on six of seven possessions.

► **vs. Minnesota Vikings (10/2):** Helped the offense rack up 42 points and a season-high 156 rushing yards on 28 attempts (5.6 avg.), including RB Eddie Lacy's season-best 105 yards and two TDs on 13 carries (8.1 avg.)...Lacy's average of 8.1 yards per carry was a career high (min. 10 attempts) and was the best average by a Green Bay RB in a 100-yard game since Brandon Jackson rushed for 115 yards on 10 attempts (11.5 avg.) at Washington on Oct. 10, 2010...Sealed DE Everson Griffen to help create a lane for Lacy on his season-long 28-yard run in the first quarter...Played 44 of 54 offensive snaps, departing with just over 10 minutes remaining (coach's decision) and the Packers leading 42-10.

► **at Miami Dolphins (10/12):** Appeared on all 80 snaps and was part of a line that helped the Green Bay offense rack up a season-high 27 first downs, 369 total yards and a 37:12 time of possession, the best mark posted by the Packers since Week 8 last season at Minnesota (40:54).

► **vs. Carolina Panthers (10/19):** Started and helped the offense score TDs on four of its first five possessions as Green Bay got out to a 28-0 lead...Blocked for Rodgers as he completed 19 of 22 passes for 255 yards and three TDs, a career-high completion percentage of 86.4 and a passer



rating of 154.5 that was the second best of his career (min. 20 attempts)... Played 49 of 58 offensive snaps, departing after the Packers' final drive of the third quarter (coach's decision).

► **at New Orleans Saints (10/26):** Played all 68 snaps and helped protect Rodgers on his way to 418 yards on 28-of-39 passing, the second-best yardage output of the QB's career and tied for the third-best total in franchise history...Helped Lacy (123) and WR Randall Cobb (126) become the first Green Bay RB/WR duo to both post 100 yards receiving in the same game since RB Eddie Lee Ivery (128) and WR Aundra Thompson (102) did so at Tampa Bay on Oct. 12, 1980.

► **vs. Chicago Bears (11/9):** Started and played 54 snaps, helping the offense rack up 55 points, which is tied for the third most in franchise history, and 451 total yards...Part of a line that didn't allow a sack and helped Rodgers throw for six TDs, which tied the single-game franchise record, with all of them coming in the first half as he tied Raiders QB Daryle Lamonica (1969) for the most in a first half in NFL history...Helped the offense score TDs on each of its first five possessions on the way to a 42-0 halftime lead, which tied the second-biggest halftime lead in league history.

► **vs. Philadelphia Eagles (11/16):** Started and played 57 snaps, departing in the fourth quarter (coach's decision) with the Packers holding a 53-20 lead...Helped the offense register 475 total yards, its second-highest output of the season, and 53 points as the Packers posted back-to-back 50-point games for the first time in franchise history...Protected Rodgers as he was sacked just once and as he threw for 341 yards and three TDs with no INTs, his seventh game on the season with three-plus TDs/zero INTs (tied for second in NFL history behind only Tom Brady's eight in 2007).

► **at Minnesota Vikings (11/23):** Started and played all 65 snaps as part of a line that allowed just one sack, bringing Green Bay's total to two sacks given up in the last three games...Helped clear the way for Lacy's season-high 125 rushing yards on 25 carries (5.0 avg.), with 55 of those coming in the fourth quarter, a career high for Lacy...With the Packers leading 24-21, cleared holes for Lacy to rush for 27 yards on five carries as Green Bay ran out the final 3:23 on the clock to clinch the win.

► **vs. New England Patriots (11/30):** Started and played all 73 snaps as the offense racked up 478 total yards, the most given up by New England on the season...Protected Rodgers as he threw for 368 yards (a season high at home) and two TDs on 24-of-38 passing, highlighted by 282 yards passing in the first half alone, Rodgers' fourth 275-yard first half in the last five games...Also helped clear the way for Lacy's 98 rushing yards on 21 carries (4.7 avg.), including four runs of 10-plus yards...Delivered a block on LB Akeem Ayers to help create a gaping hole for Lacy on his game-long 24-yard run on Green Bay's opening drive.

► **vs. Atlanta Falcons (12/8):** Started and appeared on all 68 snaps, helping the offense rack up season highs for total yards (502) and first downs (28)...Helped clear the way for a season-best 179 rushing yards on 30 attempts (6.0 avg), highlighted by a pair of 70-yard rushers in RBs James Starks (75 yards on 10 carries) and Lacy (73 yards on 13 carries)...Protected Rodgers as the line allowed just one sack and helped the QB throw for 327 yards and three TDs with no INTs on 24-of-36 passing (123.3 rating).

► **at Buffalo Bills (12/14):** Started and played all 71 snaps, helping the offense register a season-best average of 6.3 yards per carry as the Packers posted their second straight 155-yard effort on the ground (158 yards on 25 attempts), the team's first time doing so since Weeks 8-9 in 2013...Part of a line that allowed just one sack to a Buffalo defense that entered the game ranked No. 1 in the league in the category (48 in the first 13 games)...Added a tackle on special teams, making a stop of S Aaron Williams on his return of a blocked Mason Crosby field goal in the second quarter.

► **at Tampa Bay Buccaneers (12/21):** Started and played all 74 snaps, helping the offense rack up 431 total yards, Green Bay's sixth 400-yard game in the last eight contests...Part of a line that allowed just one sack of Rodgers for the third straight game and protected him as he

threw for 318 yards and a TD on 31-of-40 passing...Blocked for Lacy as he rushed for 99 yards on 17 carries (5.8 avg.), highlighted by a season-long 44-yard TD run late in the first quarter.

► **vs. Detroit Lions (12/28):** Started and played all 66 snaps, helping the offense register 377 total yards against a Detroit defense that entered the game ranked No. 2 in the NFL (295.9 ypg)...Part of a line that cleared the way for Green Bay's 152 rushing yards on 38 attempts (4.0 avg.) against a Detroit defense that entered the game ranked No. 1 in the league against the run (63.8 ypg), the most yards given up on the ground by the Lions all season, highlighted by Lacy's 100-yard effort on 26 attempts (3.8 avg.)...Member of a line that allowed just one sack (QB Matt Flynn in the third quarter) for the fourth consecutive game, the longest single-season streak of zero sacks or one sack allowed since Weeks 8-11 in 2007...Protected Rodgers as he threw for 226 yards and two TDs with no INTs for a 139.6 passer rating.

### **32 Chris Banjo, S, 2nd Year, Southern Methodist**

• Appeared in 16 games with one start as a rookie in 2013, recording 15 tackles (12 solo) and a pass defended.

• Finished second on the team with 10 tackles on special teams in 2013.

**2014 Season:** Played in three games and recorded three tackles on special teams...Was released in the final roster reduction during the preseason and spent the first 13 games on Green Bay's practice squad...Was signed to the 53-man roster on Dec. 13.

► **at Buffalo Bills (12/14):** Played 20 snaps on special teams in his season debut and registered a tackle...Downed two Tim Masthay punts, including his season-long 63-yarder at the Buffalo 2-yard line late in the first half.

► **at Tampa Bay Buccaneers (12/21):** Played 15 snaps on special teams and registered a tackle, bringing down RB Bobby Rainey at the Tampa Bay 20 on a fourth-quarter kickoff return.

► **vs. Detroit Lions (12/28):** Appeared on 14 plays on special teams and recorded a tackle on special teams.

### **58 Sam Barrington, LB, 2nd Year, South Florida**

• Appeared in seven games as a rookie in 2013, seeing time exclusively on special teams, before sustaining a season-ending hamstring injury vs. Chicago in Week 9.

• Registered three tackles on special teams last season.

**2014 Season:** Appeared in 14 games with six starts (four at MLB, three at BLB), seeing action on defense and special teams...Registered 68 tackles (42 solo), a sack, four QB hits, five pressures and two passes defended...Added three tackles on special teams...Was inactive for two games due to a hamstring injury...Contributed to a run defense that allowed 86.4 yards per game over the final eight contests, No. 5 in the NFL over that span, and 3.6 yards per carry, No. 6 in the league over that span.

► **at Seattle Seahawks (9/4):** Saw 18 snaps on special teams.

► **vs. N.Y. Jets (9/14):** Appeared on 16 plays on special teams.

► **at Detroit Lions (9/21):** Saw the most extensive action of his career on defense, appearing on 18 snaps in the second half with LB Jamari Lattimore sidelined (cramps)...Recorded the first statistics of his career on defense, racking up four tackles (three solo).

► **at Chicago Bears (9/28):** Saw limited time on defense and special teams.

► **vs. Minnesota Vikings (10/2):** Inactive due to a hamstring injury sustained in the previous game at Chicago.

► **at Miami Dolphins (10/12):** Inactive (hamstring).

► **vs. Carolina Panthers (10/19):** Made his first career start, opening at MLB, and played 29 snaps...Registered five tackles (three solo).

► **at New Orleans Saints (10/26):** Started at MLB for the second straight week, leading the team with 10 tackles (six solo)...Added a QB hit and a pressure.

► **vs. Chicago Bears (11/9):** Played 18 snaps, recording three tackles (two solo) and the first sack of his career...Came free up the middle in the fourth quarter to bring down QB Jimmy Clausen for a 9-yard sack on fourth down.

► **vs. Philadelphia Eagles (11/16):** Appeared on 19 plays on defense and recorded a solo tackle...The stop came on Philadelphia's final possession as he brought down RB Chris Polk for a 1-yard loss on a fourth-down run...Added a tackle on special teams.

► **at Minnesota Vikings (11/23):** Played 12 snaps on special teams and three on defense...Registered a solo tackle on defense and a stop on special teams.

► **vs. New England Patriots (11/30):** Started at BLB and played 47 snaps, leading the linebackers with seven tackles (five solo), a QB hit, a pressure and a pass defended...On New England's opening drive of the game, came up the middle to bring down RB Shane Vereen on a run up the middle after a 2-yard gain on second-and-4...On the next play, stopped RB LeGarrette Blount for no gain on third-and-2 at the New England 46 to force a punt...Posted his first career pass defended when he got a hand on QB Tom Brady's pass over the middle intended for TE Rob Gronkowski on the Patriots' opening drive of the second half.

► **vs. Atlanta Falcons (12/8):** Started at BLB for the second straight game, appearing on 44 snaps, and led the team with 10 tackles (five solo)...Helped limit the Falcons to 91 rushing yards on 24 carries (3.8 avg.)...Added a QB pressure and a tackle on special teams.

► **at Buffalo Bills (12/14):** Started at MLB and finished second on the team with a career-high 11 tackles (eight solo)...Part of a defense that allowed a season-low 253 total yards as the Buffalo offense scored 12 points on four field goals.

► **at Tampa Bay Buccaneers (12/21):** Started at MLB and registered five tackles (two solo), a QB hit and a pressure...Part of a defense that allowed just 106 total yards, the fewest given up by Green Bay since Dec. 21, 2006 (104 yards vs. Minnesota)...Helped the defense allow just 16 yards rushing, the third fewest given up in a game by the Packers since the 1970 AFL-NFL merger.

► **vs. Detroit Lions (12/28):** Started at BLB and led the team with 11 tackles (six solo), matching his career high...Added a QB hit, a pressure and a pass defended...Stopped RB Joique Bell for no gain on a run up the middle in the third quarter.

### **86 Brandon Bostick, TE, 2nd Year, Newberry**

• Appeared in 11 games in 2013 and posted a 17.1-yard receiving average on his seven receptions.

• Was tied for No. 4 on the team last season with seven tackles on special teams.

• Participated in the Packers' rookie orientation camp on a tryout basis in May 2012 before he was signed by the club later that month. Spent the entire '12 season on Green Bay's practice squad.

**2014 Season:** Played in 13 games, seeing the majority of his time on special teams with two tackles in the third phase...Had two catches for 3 yards (1.5 avg.) and a TD...Was inactive for three games due to injury.

► **at Seattle Seahawks (9/4):** Inactive due to a fibula injury sustained at St. Louis (Aug. 16) during the preseason.

► **vs. N.Y. Jets (9/14):** Made his season debut, appearing on nine plays on special teams.

► **at Detroit Lions (9/21):** Played 15 snaps on special teams.

► **at Chicago Bears (9/28):** Played seven snaps on special teams.

► **vs. Minnesota Vikings (10/2):** Appeared on 23 plays on special teams and saw his first action from scrimmage on the season (seven offensive snaps).

► **at Miami Dolphins (10/12):** Played 18 snaps on special teams.

► **vs. Carolina Panthers (10/19):** Played 22 snaps on special teams and eight on offense, posting his first reception of the season with a 2-yard grab late in the third quarter...Added a tackle on special teams.

► **at New Orleans Saints (10/26):** Appeared on 14 plays on special teams and three on offense.

► **vs. Chicago Bears (11/9):** Saw time on special teams and limited action on offense, but caught the second TD pass of his career when he caught a 1-yard TD pass over the middle from QB Aaron Rodgers on fourth-and-goal on Green Bay's opening drive...Lined up on the right side and came across the middle to make the grab with CB Kyle Fuller covering

him.

► **vs. Philadelphia Eagles (11/16) – at Minnesota Vikings (11/23):** Inactive due to a hip injury sustained in Week 10 vs. Chicago.

► **vs. New England Patriots (11/30):** Returned to action after missing two games due to injury, appearing on nine plays on special teams.

► **vs. Atlanta Falcons (12/8):** Played three snaps on offense and 17 on special teams, registering a tackle in kickoff coverage as he brought down WR Eric Weems following a 17-yard return in the third quarter.

► **at Buffalo Bills (12/14):** Played 23 snaps on special teams.

► **at Tampa Bay Buccaneers (12/21):** Appeared on 16 plays on special teams and three on offense.

► **vs. Detroit Lions (12/28):** Played 17 snaps on special teams and one on offense...Registered a tackle on special teams.

### **93 Josh Boyd, DT, 2nd Year, Mississippi State**

• Appeared in nine games as a rookie in 2013, seeing increased playing time down the stretch as he was active for the final seven contests.

• Posted eight tackles (four solo) on the season, with an additional two tackles (one solo) in the NFC Wild Card game vs. San Francisco.

**2014 Season:** Played in 15 games with four starts, recording 34 tackles (18 solo), four QB hits and four pressures...Contributed to a run defense that allowed 86.4 yards per game over the final eight contests, No. 5 in the NFL over that span, and 3.6 yards per carry, No. 6 in the league over that span.

► **at Seattle Seahawks (9/4):** Posted an assisted tackle, a QB hit and a pressure.

► **vs. N.Y. Jets (9/14):** Played 25 snaps and registered four tackles (two solo).

► **at Detroit Lions (9/21):** Appeared on 22 plays and led the defensive line with a career-high six tackles (two solo) and a QB hit...Helped limit the Lions to an average of 3.0 yards per carry (115 yards on 38 attempts).

► **at Chicago Bears (9/28):** Registered two solo tackles on 24 defensive snaps...Sustained a knee injury in the first quarter but did return.

► **vs. Minnesota Vikings (10/2):** Inactive (knee), his first NFL game missed due to injury.

► **at Miami Dolphins (10/12):** Played 22 snaps on defense and 10 on special teams, recording an assisted tackle, a QB hit and a pressure...Part of a line that helped limit Miami's running backs to just 63 yards on 20 carries (3.2 avg.).

► **vs. Carolina Panthers (10/19):** Started his first NFL game, opening up at LDE in place of an injured Datone Jones (ankle)...Part of a line that helped limit Carolina's running backs to 67 yards rushing on 18 carries (3.7 avg.)...Posted an assisted tackle, a QB hit and a pressure.

► **at New Orleans Saints (10/26):** Appeared on 30 snaps on defense.

► **vs. Chicago Bears (11/9):** Played 33 snaps and registered four solo tackles and a pressure...Part of a line that limited the Bears to a season-low average of 2.3 yards per carry as they ran for just 55 yards on 24 attempts.

► **vs. Philadelphia Eagles (11/16):** Appeared on 25 plays and registered three tackles (all solo), including a stop of RB Chris Polk for a 2-yard loss late in the fourth quarter...Helped limit the Eagles to an average of 3.5 yards per carry on 31 rushing attempts, Philadelphia's lowest average in five games this season with 30-plus attempts.

► **at Minnesota Vikings (11/23):** Started at LDE as Green Bay opened in its base defense, appearing on 26 plays...Posted four tackles (three solo).

► **vs. New England Patriots (11/30):** Played 30 snaps on defense, recording two tackles (one solo).

► **vs. Atlanta Falcons (12/8):** Appeared on 23 snaps on defense and 15 on special teams...Registered a solo tackle and was part of a line that helped limit the Falcons to 91 rushing yards on 24 attempts (3.8 avg.).

► **at Buffalo Bills (12/14):** Started at LDE as the Packers opened up in their base defense...Played 34 snaps on defense, recording three tackles (one solo)...Also appeared on 16 plays on special teams.

► **at Tampa Bay Buccaneers (12/21):** Started at LDE and played 15 snaps, recording an assisted tackle...Helped the defense allow just 16

yards rushing, the third fewest given up in a game by the Packers since the 1970 AFL-NFL merger.

►vs. **Detroit Lions (12/28)**: Played 20 snaps on defense and 10 on special teams...Posted a solo tackle on defense.

### **11 Jarrett Boykin, WR, 3rd Year, Virginia Tech**

• Played in all 16 games with eight starts in 2013 and registered career highs in receptions (49), receiving yards (681) and receiving TDs (three).

• Ranked No. 2 on the team in all three receiving categories over the final 11 games in '13 with 48 catches for 638 yards (13.3 avg.) and three TDs.

• Signed by Green Bay on May 14, 2012, after participating in the team's rookie orientation camp on a tryout basis. Had signed with Jacksonville earlier in the month as a non-drafted free agent before being released on May 8.

**2014 Season**: Played in 13 games with three starts (as the third WR) and had three catches for 23 yards (7.7 avg.)...Added four tackles and a team-high two forced fumbles on special teams...Was inactive for three contests due to injury.

►at **Seattle Seahawks (9/4)**: Started as the Packers opened the game with three wideouts...Appeared on 49 offensive plays and seven on special teams.

►vs. **N.Y. Jets (9/14)**: Started and played 34 snaps, hauling in one catch for 6 yards.

►at **Detroit Lions (9/21)**: Started and appeared on 36 offensive plays, catching an 11-yard pass.

►at **Chicago Bears (9/28)**: Missed his first NFL game due to injury as he was sidelined due to knee/groin injuries, sustaining the groin injury during the practice week.

►vs. **Minnesota Vikings (10/2) – at Miami Dolphins (10/12)**: Inactive (groin).

►vs. **Carolina Panthers (10/19)**: Returned to action after missing three games with a groin injury, appearing on 12 offensive snaps and eight snaps on special teams.

►at **New Orleans Saints (10/26)**: Played eight snaps on offense.

►vs. **Chicago Bears (11/9)**: Appeared on 22 offensive snaps, but made an impact play on special teams...With Chicago punting early in the third quarter, came off the left end and made an inside move to get past S Danny McCray on his way to P Patrick O'Donnell...Jumped to block the punt, but instead kicked the ball out with his right foot as he was leaping through the air, a fumble that O'Donnell recovered at the Chicago 8 to give Green Bay possession...Added two tackles on special teams.

►vs. **Philadelphia Eagles (11/16)**: Played 13 snaps on offense and 18 on special teams, recording a tackle...Forced a fumble on special teams for the second straight week, forcing one by RB Chris Polk on a first-quarter kickoff return that was recovered by the Eagles.

►at **Minnesota Vikings (11/23)**: Appeared on 13 plays on special teams and four on offense...Registered a tackle on special teams.

►vs. **New England Patriots (11/30)**: Played 13 snaps on offense and 12 on special teams, and had a 6-yard reception.

►vs. **Atlanta Falcons (12/8)**: Played 18 snaps on special teams...With the Packers leading 40-30 midway through the fourth quarter, recovered a Matt Bosher onside kick and returned it 3 yards to the Atlanta 41.

►at **Buffalo Bills (12/14)**: Played 13 snaps on offense and 23 on special teams.

►at **Tampa Bay Buccaneers (12/21)**: Appeared on 19 plays on offense and 16 on special teams.

►vs. **Detroit Lions (12/28)**: Played 17 snaps on special teams and two on offense.

### **54 Carl Bradford, LB, Rookie, Arizona State**

• Earned first-team All-Pacific-12 honors at defensive end as a junior in 2013 after recording 61 tackles (45 solo), including 19 tackles for a loss, 8½ sacks, three forced fumbles, an interception that he returned for a TD and five passes defensed.

• Won the Curley Culp Outstanding Defensive Lineman Award at the Sun

Devils' team banquet in 2013.

• Posted 40.5 tackles for a loss over his final two seasons at Arizona State (2012-13), which was tied for fourth in the country over that span.

**2014 Season**: Was inactive (healthy scratch) for all 16 games.

►at **Seattle Seahawks (9/4) – vs. Detroit Lions (12/28)**: Inactive (healthy scratch).

### **75 Bryan Bulaga, T, 5th Year, Iowa**

• Started 33 contests at right tackle in his first three seasons as a pro (2010-12).

• Was sidelined for the entire 2013 campaign after sustaining a season-ending knee injury in the team's annual Family Night scrimmage on Aug. 3.

• Opened the final 12 games of 2010 and the entire postseason at RT after taking over for injured veteran Mark Tauscher, the most regular-season starts at the time by a Packers rookie tackle since Tauscher's 14 in 2000.

• Named to the *Pro Football Weekly*/PFWA All-Rookie team in 2010.

**2014 Season**: Started 15 of 16 games at RT, missing the Week 2 contest due to a knee injury...Part of an offense that ranked No. 1 in the NFL in points per game (30.4), No. 6 in the league in yards per game (386.1) and tied for No. 1 in the NFL in giveaways with a franchise-record 13...Part of a line that allowed just nine sacks in the final eight games, the second-fewest allowed by an offensive line in the league over the final eight games behind only Denver (eight)...Helped the line finish tied for No. 9 in the league in total sacks allowed with 30 on the season, the fewest given up by Green Bay since 2007 (19)...Part of an offense that set a franchise record with 356 first downs on the season.

►at **Seattle Seahawks (9/4)**: Started at RT, his first regular-season game action since Week 10 of 2012 (vs. Arizona)...Left the game early in the second quarter after spraining his knee, and did not return.

►vs. **N.Y. Jets (9/14)**: Practiced on a limited basis during the week, but was inactive (knee).

►at **Detroit Lions (9/21)**: Returned to action after missing one game due to a knee injury...Started at RT and played all 53 offensive snaps.

►at **Chicago Bears (9/28)**: Appeared on all 52 snaps and helped protect QB Aaron Rodgers as he threw for 302 yards and four TDs on 22-of-28 passing for a 151.2 passer rating, the third-best single-game mark of Rodgers' career (min. 20 attempts) and the fifth-best rating in franchise history...Part of a line that allowed just one sack for 0 yards on the afternoon and helped the offense score on six of seven possessions.

►vs. **Minnesota Vikings (10/2)**: Appeared on all 54 offensive plays and helped the offense register 42 points and a season-high 156 rushing yards on 28 attempts (5.6 avg.), including RB Eddie Lacy's season-best 105 yards and two TDs on 13 carries (8.1 avg.)...Lacy's average of 8.1 yards per carry was a career high (min. 10 attempts) and was the best average by a Green Bay RB in a 100-yard game since Brandon Jackson rushed for 115 yards on 10 attempts (11.5 avg.) at Washington on Oct. 10, 2010.

►at **Miami Dolphins (10/12)**: Appeared on all 80 snaps and was part of a line that helped the Green Bay offense register a season-high 27 first downs, 369 total yards and a 37:12 time of possession, the best mark posted by the Packers since Week 8 last season at Minnesota (40:54).

►vs. **Carolina Panthers (10/19)**: Started and appeared on all 58 offensive snaps, helping the offense score TDs on four of its first five possessions as Green Bay got out to a 28-0 lead...Blocked for Rodgers as he completed 19 of 22 passes for 255 yards and three TDs, a career-high completion percentage of 86.4 and a passer rating of 154.5 that was the second best of his career (min. 20 attempts).

►at **New Orleans Saints (10/26)**: Played all 68 snaps and helped protect Rodgers on his way to 418 yards on 28-of-39 passing, the second-best yardage output of the QB's career and tied for the third-best total in franchise history...Helped Lacy (123) and WR Randall Cobb (126) become the first Green Bay RB/WR duo to both post 100 yards receiving in the same game since RB Eddie Lee Ivey (128) and WR Aundra Thompson (102) did so at Tampa Bay on Oct. 12, 1980.



►**vs. Chicago Bears (11/9):** Started and played all 67 snaps, helping the offense rack up 55 points, which is tied for the third most in franchise history, and 451 total yards...Part of a line that didn't allow a sack and helped Rodgers throw for six TDs, which tied the single-game franchise record, with all of them coming in the first half as he tied Raiders QB Daryle Lamonica (1969) for the most in a first half in NFL history...Helped the offense score TDs on each of its first five possessions on the way to a 42-0 halftime lead, which tied the second-biggest halftime lead in league history.

►**vs. Philadelphia Eagles (11/16):** Started and played all 68 snaps, one of only two offensive players (C Corey Linsley) to do so...Helped the offense register 475 total yards, its second-highest output of the season, and 53 points as the Packers posted back-to-back 50-point games for the first time in franchise history...Protected Rodgers as he was sacked just once and as he threw for 341 yards and three TDs with no INTs, his seventh game on the season with three-plus TDs/zero INTs (tied for second in NFL history behind only Tom Brady's eight in 2007).

►**at Minnesota Vikings (11/23):** Started and played all 65 snaps as part of a line that allowed just one sack, bringing Green Bay's total to two sacks given up in the last three games...Helped clear the way for Lacy's season-high 125 rushing yards on 25 carries (5.0 avg.), with 55 of those coming in the fourth quarter, a career high for Lacy...With the Packers leading 24-21, cleared holes for Lacy to rush for 27 yards on five carries as Green Bay ran out the final 3:23 on the clock to clinch the win.

►**vs. New England Patriots (11/30):** Started and played all 73 snaps as the offense racked up 478 total yards, the most given up by New England on the season...Protected Rodgers as he threw for 368 yards (a season high at home) and two TDs on 24-of-38 passing, highlighted by 282 yards passing in the first half alone, Rodgers' fourth 275-yard first half in the last five games...Also helped clear the way for Lacy's 98 rushing yards on 21 carries (4.7 avg.), including four runs of 10-plus yards...Slid down the line to deliver a block on DT Vince Wilfork as the line created a gaping hole for Lacy on his game-long 24-yard run on Green Bay's opening drive.

►**vs. Atlanta Falcons (12/8):** Started and appeared on all 68 snaps, helping the offense rack up season highs for total yards (502) and first downs (28)...Helped clear the way for a season-best 179 rushing yards on 30 attempts (6.0 avg), highlighted by a pair of 70-yard rushers in RBs James Starks (75 yards on 10 carries) and Lacy (73 yards on 13 carries)...Protected Rodgers as the line allowed just one sack and helped the QB throw for 327 yards and three TDs with no INTs on 24-of-36 passing (123.3 rating).

►**at Buffalo Bills (12/14):** Started and played 60 of 71 snaps, departing the game early in the fourth quarter after sustaining a concussion during the return of a Rodgers interception...Helped the offense register a season-best average of 6.3 yards per carry as the Packers posted their second straight 155-yard effort on the ground (158 yards on 25 attempts), the team's first time doing so since Weeks 8-9 in 2013...Part of a line that allowed just one sack to a Buffalo defense that entered the game ranked No. 1 in the league in the category (48 in the first 13 games).

►**at Tampa Bay Buccaneers (12/21):** Started and played all 74 snaps, helping the offense rack up 431 total yards, Green Bay's sixth 400-yard game in the last eight contests...Part of a line that allowed just one sack of Rodgers for the third straight game and protected him as he threw for 318 yards and a TD on 31-of-40 passing...Blocked for Lacy as he rushed for 99 yards on 17 carries (5.8 avg.), highlighted by a season-long 44-yard TD run late in the first quarter.

►**vs. Detroit Lions (12/28):** Started and played all 66 snaps, helping the offense register 377 total yards against a Detroit defense that entered the game ranked No. 2 in the NFL (295.9 ypg)...Part of a line that cleared the way for Green Bay's 152 rushing yards on 38 attempts (4.0 avg.) against a Detroit defense that entered the game ranked No. 1 in the league against the run (63.8 ypg), the most yards given up on the ground by the Lions all season, highlighted by Lacy's 100-yard effort on 26 attempts (3.8 avg.)...Member of a line that allowed just one sack (QB Matt Flynn in the

third quarter) for the fourth consecutive game, the longest single-season streak of zero sacks or one sack allowed since Weeks 8-11 in 2007...Protected Rodgers as he threw for 226 yards and two TDs with no INTs for a 139.6 passer rating...Sealed off DE Jason Jones on Starks' 21-yard run down to the Detroit 7 on Green Bay's opening drive.

#### **42 Morgan Burnett, S, 5th Year, Georgia Tech**

• Started each of the final 13 games in 2013, posting 106 tackles (77 solo), nine passes defended and a career-high and team-leading three fumble recoveries, one of which he returned for his first career TD.

• Has started 61 games between the two safety positions since the start of 2011.

• In 2010, joined Tom Flynn (1984) and Nick Collins (2005) as the only Green Bay rookies to open the season as a starter at safety since the 1970 AFL-NFL merger.

**2014 Season:** Started 15 games at SS, missing one due to injury, and led the team with 125 tackles (99 solo)...Marked his fourth straight 100-tackle season (2011-14), the only player on the team to do so over that span...Also recorded 1.5 sacks, an interception, six passes defended, a forced fumble, two pressures and three QB hits, and added a career-best 11 tackles on special teams (tied for No. 3 on the team)...Part of a secondary that helped Green Bay rank No. 7 in opponent passer rating (82.0) this season...Contributed to a run defense that allowed 86.4 yards per game over the final eight contests, No. 5 in the NFL over that span, and 3.6 yards per carry, No. 6 in the league over that span.

►**at Seattle Seahawks (9/4):** Appeared on all 70 defensive snaps and tied for the team lead with eight tackles (six solo).

►**vs. N.Y. Jets (9/14):** One of two defensive players to play all 71 snaps (A.J. Hawk)...Led the team with 10 tackles (eight solo) and added a pass defended and a tackle on special teams...Helped limit the Jets to 166 net passing yards.

►**at Detroit Lions (9/21):** Played all 75 defensive snaps and registered four tackles (three solo).

►**at Chicago Bears (9/28):** Led the secondary with 14 tackles (12 solo), a tackle total that matched his career high (vs. New Orleans, Sept. 8, 2011)...Added a tackle on special teams.

►**vs. Minnesota Vikings (10/2):** Posted a team-high 11 tackles (10 solo) and a forced fumble, his first since forcing one at Chicago on Dec. 16, 2012...With just over two minutes remaining in the first half, punched the ball out on a RB Matt Asiata run, a fumble that was recovered by CB Casey Hayward at the Green Bay 34.

►**at Miami Dolphins (10/12):** One of two defensive players (Hawk) to play all 58 snaps, he registered five tackles (four solo), including a tackle for a loss...The TFL came on a fourth-and-goal from the 1 in the first quarter when he knifed through the line to stop RB Knowshon Moreno for a 2-yard loss...The stop came after Miami took over at the Green Bay 16 following a blocked punt.

►**vs. Carolina Panthers (10/19):** Registered seven tackles (six solo). Left in the fourth quarter with a calf injury and did not return.

►**at New Orleans Saints (10/26):** Inactive due to a calf injury.

►**vs. Chicago Bears (11/9):** Returned to action and registered six tackles (four solo), a sack and a pass defended...Came off the left side on a fourth-and-10 late in the first half and brought QB Jay Cutler down for an 8-yard loss, eluding a block attempt by RB Matt Forte to get to Cutler...Marked his first sack since Oct. 28, 2012, vs. Jacksonville.

►**vs. Philadelphia Eagles (11/16):** Led the team with nine tackles (eight solo) and helped the defense limit the Eagles to an average of 3.5 yards per carry on 31 rushing attempts, with no gains of 15-plus yards.

►**at Minnesota Vikings (11/23):** Played all 68 snaps and led the team with nine tackles (eight solo) and a QB hit...In the first quarter, came around the right end to put a hit on QB Teddy Bridgewater as he threw the ball away, forcing an intentional-grounding penalty...Also paced the club with a career-high three tackles on special teams.

►**vs. New England Patriots (11/30):** Played all 56 snaps and registered seven tackles (four solo)...Was part of a secondary that helped limit

QB Tom Brady to 245 yards passing, his lowest yardage output since Week 4...Added a tackle on special teams, bringing down WR Danny Amendola on a first-quarter kickoff after a 17-yard return.

►**vs. Atlanta Falcons (12/8):** Played 66 of 67 snaps and led the secondary with eight tackles (seven solo) and an interception...On the INT, stayed with WR Devin Hester as he first went to the flat before heading down the sideline to make a leaping interception of QB Matt Ryan's pass intended for Hester...Took the return across the field for a 32-yard pickup to the Atlanta 15, setting up a 1-yard TD pass from QB Aaron Rodgers to RB Eddie Lacy four plays later...Added a QB pressure and a tackle on special teams.

►**at Buffalo Bills (12/14):** Played all 68 snaps and led the defense with 12 tackles (six solo)...Part of a secondary that helped limit QB Kyle Orton to a 54.2 passer rating and 158 yards on 14-of-27 passing.

►**at Tampa Bay Buccaneers (12/21):** Played all 49 snaps and led the team with 10 tackles (eight solo), adding a half-sack, a QB hit, a pressure and a pass defended...Came off the left side and made an inside move to beat T Oniel Cousins on his way to a shared 10-yard sack of QB Josh McCown with DT Mike Daniels in the first quarter...Part of a defense that allowed just 106 total yards, the fewest given up by Green Bay since Dec. 21, 2006 (104 yards vs. Minnesota)...Helped the defense allow just 16 yards rushing, the third fewest given up in a game by the Packers since the 1970 AFL-NFL merger.

►**vs. Detroit Lions (12/28):** Played all 69 snaps and led the secondary with five tackles (all solo) and a season-high two passes defended...Early in the second quarter, ran stride-for-stride with TE Eric Ebron down the sideline to break up a deep pass near the Green Bay 5...Recovered a QB Matthew Stafford fumble on an attempted handoff to RB Joiqee Bell at the Detroit 42 early in the fourth quarter...The turnover led to seven points with QB Aaron Rodgers' 1-yard TD run putting Green Bay up 28-14...Added two tackles on special teams.

## **24 Jarrett Bush, CB, 9th Year, Utah State**

- Tallied a double-digit tackle total on special teams for seven consecutive seasons (2006-12), becoming the first Packer to accomplish that feat since the statistic began being recorded by the team in 1976. Has posted at least 10 tackles on special teams in eight of his nine seasons with Green Bay.

- Played in all 16 games for five straight seasons (2008-12), and saw a streak of 92 consecutive games played (including playoffs) snapped when he suffered a hamstring injury in Week 2 last season.

- Has been voted by teammates as a playoff captain each of the last four postseasons, earning selection each time as one of the two representatives for the special teams units.

**2014 Season:** Played in 15 games, seeing time on defense and special teams...Missed one contest due to a groin injury...Was tied for third on the team with 11 special teams tackles, and added seven tackles (six solo) and a pass defended on defense.

►**at Seattle Seahawks (9/4):** Saw 19 snaps on special teams, which was tied for the second most on the team...Recorded two tackles on special teams.

►**vs. N.Y. Jets (9/14):** Played a team-high 23 snaps on special teams and also five snaps as the dime back.

►**at Detroit Lions (9/21):** Recorded a tackle on special teams, bringing down WR Jeremy Ross at the Detroit 17 on the opening kickoff of the game...Appeared on a team-high 19 plays on special teams.

►**at Chicago Bears (9/28):** Posted two solo tackles on defense and a tackle on special teams, bringing down WR Rashad Ross down at the Chicago 14 on a fourth-quarter kickoff return.

►**vs. Minnesota Vikings (10/2):** Appeared on a team-high 25 snaps on special teams.

►**at Miami Dolphins (10/12):** Played a team-high 21 snaps on special teams and also saw time as the third corner in the second half with Sam Shields (knee) and Tramon Williams (ankle) both sidelined with injuries...Registered two solo tackles on defense.

►**vs. Carolina Panthers (10/19):** Appeared on a team-high 26 snaps on special teams and also saw some action on defense (12 snaps)...Led

the team with a season-high three special teams tackles and added three tackles (two solo) and a pass defended on defense.

►**at New Orleans Saints (10/26):** Played 22 snaps on special teams, tied with S Sean Richardson for the team lead, and appeared on one defensive play.

►**vs. Chicago Bears (11/9):** Matched his season high with three tackles on special teams, tying Sean Richardson for the team lead.

►**vs. Philadelphia Eagles (11/16):** Played 19 snaps on special teams.

►**at Minnesota Vikings (11/23):** Was inactive due to a groin injury sustained in Week 11 vs. Philadelphia, just his seventh game missed due to injury in his eight-plus seasons in the league.

►**vs. New England Patriots (11/30):** Returned to action, appearing on a team-high 20 plays on special teams.

►**vs. Atlanta Falcons (12/8):** Played 24 snaps on special teams, tied for the second most on the team.

►**at Buffalo Bills (12/14):** Tied for the team lead by appearing on 30 plays on special teams.

►**at Tampa Bay Buccaneers (12/21):** Appeared on 17 plays on special teams, which was tied for the team lead.

►**vs. Detroit Lions (12/28):** Played 17 snaps on special teams and posted a tackle on special teams...Brought down WR Jeremy Ross at the Detroit 23 on a second-quarter kickoff return.

## **21 Ha Ha Clinton-Dix, S, Rookie, Alabama**

- Was a consensus All-America selection in 2013 as a junior, earning first-team recognition from *The Associated Press*, the Football Writers Association of America and *Sporting News*.

- Played in 38 games with 20 starts in his three seasons at Alabama and registered 100 tackles (58 solo), including four tackles for a loss, seven interceptions, a forced fumble and 17 passes defended.

- Led the Southeastern Conference with a career-high five INTs as a sophomore in 2012.

**2014 Season:** Played in all 16 games with 10 starts (nine at FS, one at SS), the most starts by a Green Bay rookie safety since Nick Collins opened all 16 contests in 2005...Ranked No. 2 on the team with 95 tackles (73 solo)...Added a sack, an interception, 11 passes defended (tied for No. 4 on the team), two QB hits and three pressures...Also posted three tackles and a fumble recovery on special teams...Part of a secondary that helped Green Bay rank No. 7 in the NFL in opponent passer rating (82.0) this season...Contributed to a run defense that allowed 86.4 yards per game over the final eight contests, No. 5 in the NFL over that span, and 3.6 yards per carry, No. 6 in the league over that span.

►**at Seattle Seahawks (9/4):** Saw 40 snaps on defense and 19 on special teams in his pro debut, and made an impact in both phases...Became the first Packer (since 1982) to register a sack and a fumble recovery in his NFL debut...Chased down QB Russell Wilson for a zero-yard sack on Seattle's opening drive...Later in the quarter, recovered a fumble at the Seattle 34 after Seahawks S Earl Thomas muffed the catch on a Tim Masthay punt, a turnover that helped set up FB John Kuhn's 2-yard TD run...Finished the game with six tackles (four solo) and a pass defended.

►**vs. N.Y. Jets (9/14):** Appeared on 56 snaps, seeing even more significant action in the second half after FS Micah Hyde departed with a knee injury in the third quarter...Registered a solo tackle and helped limit the Jets to 166 net passing yards...Added a tackle on punt coverage.

►**at Detroit Lions (9/21):** Posted the first interception of his NFL career, picking off a Matthew Stafford pass late in the first quarter at the Green Bay 17...Picked off the deep pass down the left sideline intended for WR Corey Fuller, one that deflected off of Fuller and CB Davon House, and then returned it 9 yards to the Green Bay 26 with a 15-yard penalty tacked on for a low block by RB Joiqee Bell...The takeaway would result in seven points as the offense drove 59 yards in nine plays and capped off the drive with a 10-yard pass from QB Aaron Rodgers to TE Andrew Quarless...With the INT, he became the first Green Bay rookie defensive back to register an interception, a sack and a fumble recovery (since 1982) in his first three NFL games...Added two tackles (one solo) and an additional pass defended.

► **at Chicago Bears (9/28):** Played 58 snaps and registered six solo tackles and a pressure...Made a tackle of TE Martellus Bennett after an 8-yard reception at the Green Bay 1 on the final play of the first half as time expired.

► **vs. Minnesota Vikings (10/2):** Appeared on 68 defensive snaps and recorded six tackles (five solo), a QB hit and a pressure.

► **at Miami Dolphins (10/12):** Played 37 snaps and led the team with a career-high nine tackles (eight solo), including a tackle for a loss...The TFL came early in the second quarter when RB Lamar Miller went up the middle and got knocked back by LB Nick Perry and LB/DE Mike Neal before Clinton-Dix came up and brought him down for a 9-yard loss...Also added a pressure and a pass defended.

► **vs. Carolina Panthers (10/19):** Started his first NFL game, opening up at FS...Was one of only two defensive players (LB A.J. Hawk) to play all 69 snaps...Led the team for the second straight game with nine tackles (eight solo), matching his career high...Added a tackle on special teams.

► **at New Orleans Saints (10/26):** Started for the second straight week, opening at SS in place of an injured Morgan Burnett (calf)...Led the secondary with eight tackles (four solo).

► **vs. Chicago Bears (11/9):** Got the start for the third straight week, opening at FS, and registered four tackles (two solo) and a pass defended.

► **vs. Philadelphia Eagles (11/16):** Started his fourth straight contest and finished second on the team with eight tackles (seven solo)...Added a stop on special teams.

► **at Minnesota Vikings (11/23):** Started at FS for the fifth straight game and finished second on the team with eight tackles (all solo)...Jumped over WR Greg Jennings to knock away a QB Teddy Bridgewater pass in the fourth quarter, one of his two passes defended on the afternoon (tied for the team lead).

► **vs. New England Patriots (11/30):** Started at FS for the sixth straight game and registered seven tackles (five solo)...Posted a team-leading and career-high three passes defended, highlighted by a diving breakup of QB Tom Brady's second-down pass intended for TE Rob Gronkowski in the end zone on New England's final possession with Green Bay leading 26-21...Was part of a secondary that helped limit Brady to 245 yards passing, his lowest yardage output since Week 4.

► **vs. Atlanta Falcons (12/8):** Started and played all 67 snaps, finishing with six tackles (all solo).

► **at Buffalo Bills (12/14):** Played all 68 snaps and finished third on the team with nine tackles (six solo), matching his career high...Part of a secondary that helped limit QB Kyle Orton to a 54.2 passer rating and 158 yards on 14-of-27 passing.

► **at Tampa Bay Buccaneers (12/21):** Played all 49 snaps and registered five tackles (three solo) and a pass defended...Part of a defense that allowed just 106 total yards, the fewest given up by Green Bay since Dec. 21, 2006 (104 yards vs. Minnesota)...Helped the defense allow just 16 yards rushing, the third fewest given up in a game by the Packers since the 1970 AFL-NFL merger.

► **vs. Detroit Lions (12/28):** Appeared on all 69 plays and registered an assisted tackle.

### **18 Randall Cobb, WR, 4th Year, Kentucky**

• Was limited to just six games in 2013 due to a knee injury. Through Week 6, led the team in receptions with 29 and ranked No. 2 in receiving yards with 378.

• Set a franchise single-season record with a league-high 2,342 combined net yards in 2012, topping the previous team mark of 2,250 yards by RB Ahman Green in 2003.

• With 954 receiving yards and 964 kickoff return yards in 2012, became the first player in NFL history to post 900-plus yards in each category in the same season.

• Ranked No. 2 in the NFL in kickoff return average (27.7) in 2011, setting a franchise rookie record with 941 kickoff return yards on the season.

**2014 Season:** Started all 16 games and posted a career-best 91 catches for a career-high 1,287 yards (14.1 avg.) and a career-best 12 TDs...

Became just the fifth player in team history to register 90-plus catches in a season, joining WRs Sterling Sharpe, Robert Brooks, Jordy Nelson and Donald Driver...Teamed with Nelson to become the first WR duo in NFL history to both register 90-plus catches, 1,200-plus receiving yards and 12-plus TDs in the same season...Was tied for No. 4 in the league in TD catches....Led the league with 10 receiving TDs in the red zone...Had six TD grabs on third down, which was tied with Chargers TE Antonio Gates for No. 1 in the NFL...Posted 437 yards receiving on third down, good for No. 5 in the NFL...Of his 91 receptions, 71 went for first downs, a 78.0 percentage that led the team and ranked No. 4 in the NFL...Was tied for No. 3 in the league (Nelson) with 71 receiving first downs...Returned 14 punts for 112 yards (8.0 avg.) and had 37 rushing yards on 11 carries (3.4 avg.)... Was named a Pro Bowl alternate.

► **at Seattle Seahawks (9/4):** Finished with six receptions for 58 yards (9.7 avg.), including a 3-yard TD grab in the fourth quarter...Handled punt-return duties, but did not have any returns (two fair catches).

► **vs. N.Y. Jets (9/14):** Caught two TD passes, his third straight regular-season game with a TD catch and his second two-TD game over that span...The first score came with six seconds remaining in the first half when he hauled in a 6-yard pass from Rodgers...The second, which came with just under six minutes remaining in the third quarter, was a 1-yard grab that put the Packers up 22-21...Caught a pass from Rodgers on the next play for the two-point conversion, Green Bay's first since Sept. 9, 2012, vs. San Francisco (Rodgers-Jordy Nelson pass).

► **at Detroit Lions (9/21):** Appeared on 44 plays and caught three passes for 29 yards (9.7 avg.)...Posted a season-long 22-yard punt return early in the first quarter.

► **at Chicago Bears (9/28):** Played all 52 offensive snaps and caught seven passes for 113 yards (16.1 avg.) and two TDs, his third game with two TD catches in the last five contests...Had a game-long 46-yard grab down to the Chicago 2 in the fourth quarter...Made the catch over the middle at the Chicago 33 before evading CB Kyle Fuller with a fake and taking it down the sideline to the 2-yard line...Went over the 2,000-yard receiving mark for his career on the 46-yarder...Hauled in a 22-yard TD grab over CB Isaiah Frey in the end zone late in the first half to give Green Bay a 21-17 edge, a lead they would never relinquish...Also caught a 3-yard TD pass early in the fourth quarter, bringing his season total to five TD catches, the first Packer to catch five TD passes in the first four games of a season since Billy Howton and Gary Knafelc both did so in 1956...Joined Jordy Nelson as they became the first Green Bay players to both register 100 receiving yards and two TD catches in the same game since Carroll Dale and Boyd Dowler hit those marks vs. the St. Louis Cardinals on Dec. 21, 1969.

► **vs. Minnesota Vikings (10/2):** Tied for the team lead with three receptions for 34 yards (11.3 avg.), highlighted by his 8-yard TD catch in the first quarter that started the Green Bay scoring...Lined up in the slot, made a move in the end zone to shed CB Captain Munnerlyn for the 8-yard scoring grab...The TD was his sixth of the season as he became the first Green Bay player since Howton (seven) in 1956 to post six or more receiving TDs in the first five games of a season.

► **at Miami Dolphins (10/12):** Caught five passes for 58 yards (11.6 avg.), including a 5-yard TD catch late in the third quarter that put Green Bay up 17-10...Working against S Louis Delmas in the end zone on third down, cut to the right and then back to the left to free himself as Rodgers scrambled and found him for the score.

► **vs. Carolina Panthers (10/19):** Led the team in both catches (six) and receiving yards (121)...The 121 yards receiving was the second-best total of his career to that point, trailing only his 128-yard output vs. Washington (Sept. 15, 2013)...His average of 20.2 yards per catch was a career high in games with five or more receptions...Had a season-long 47-yard grab in the second quarter, lining up in the slot and running to the flat before moving back to find a hole in the Carolina defense...Caught the pass near midfield, made a nifty cutback move to evade CB Antoine Cason and LB Luke Kuechly, and cut across the field and down the sideline to the Carolina 17...Capped that drive off with a 3-yard TD catch from Rodgers,



matching his single-season career high set in 2012 (eight)...With the eight TD grabs, has recorded the most by a Packer through the first seven games of the season since Howton had nine in 1956...Marked his fourth consecutive game with a TD catch, matching his career high set in 2012... Also posted a season-long 24-yard punt return in the second quarter.

► **at New Orleans Saints (10/26):** Led the team with 126 receiving yards on five grabs (25.2 avg.), highlighted by a career-long 70-yard TD reception on Green Bay's first possession of the game...On third-and-10 at the Green Bay 30, adjusted his route and headed up field as Rodgers scrambled, getting behind CB Keenan Lewis near the sideline and making the catch at the New Orleans 35...Outran Lewis and S Rafael Bush the rest of the way for his career-high ninth TD of the season, surpassing his previous season high (eight in 2012) in just the eighth game of the season...It marked his fifth consecutive game with a TD catch, the first Packer to do so since WR Greg Jennings in 2007...Finished the first quarter with 101 yards receiving on three receptions, the best receiving-yardage total by a Packer in a first quarter since WR Donald Driver registered 111 yards on three grabs (37.0 avg.) at Chicago on Oct. 7, 2002.

► **vs. Chicago Bears (11/9):** Caught four passes for 72 yards (18.0 avg.), including a leaping left-handed 18-yard TD catch from Rodgers with CB Demontre Hurst covering him near the end of the first half that put Green Bay up 42-0 at the break...It marked his sixth consecutive game with a TD catch, which is tied for the third-longest streak in franchise history, and he became the first Green Bay player to accomplish the feat since WR Sterling Sharpe did so in six straight in 1994.

► **vs. Philadelphia Eagles (11/16):** Posted then-career highs in both receptions (10) and receiving yards (129), eclipsing his previous highs of nine catches (three times) and 128 yards (vs. Washington, 9/15/13)... Nine of his 10 catches went for first downs, the most by a Packer since WR Javon Walker registered the same number vs. Jacksonville on Dec. 19, 2004...Had three receptions of 20-plus yards (22, 22, 20), with the first 22-yarder converting a third-and-9 in the first quarter...With Rodgers scrambling to the right, made a move to free himself from CB Bradley Fletcher and made a leaping grab near the sideline to pick up the first down...Finished with three receptions for 47 yards (15.7 avg.) on third down on the afternoon, with all three grabs picking up first downs.

► **at Minnesota Vikings (11/23):** Caught four passes for 58 yards (14.5 avg.), his sixth straight game with 50-plus receiving yards...Caught a 29-yard pass over the middle from Rodgers late in the first quarter to convert a third-and-10 with CB Captain Munnerlyn covering him closely.

► **vs. New England Patriots (11/30):** Led the team with seven receptions for 85 yards (12.1 avg.), with five of the catches going for first downs...Had five grabs for 71 yards (14.2 avg.) on third down, highlighted by his game-clinching 7-yard grab on third-and-4 that allowed the Packers to run out the clock for the win...On the play, lined up in the backfield before the snap before moving into the slot...Beat CB Logan Ryan off the line and continued to move across the field to the left as Rodgers found him for the reception between Ryan and CB Devin McCourty...Lined up in the backfield and beat DE Rob Ninkovich on a wheel route down the right sideline for a 33-yard catch on a third-and-5 early in the second quarter... Added 8 rushing yards on two carries (4.0 avg.).

► **vs. Atlanta Falcons (12/8):** Caught four passes for 58 yards (14.5 avg.), with all four of his receptions going for first downs...Had three catches for 40 yards (13.3 avg.) on third down, including a 13-yard reception that converted a third-and-9 from the Green Bay 27 with the Packers holding a 34-24 lead in the fourth quarter...On the next play, Rodgers found WR Jordy Nelson for a 60-yard TD pass.

► **at Buffalo Bills (12/14):** Led the team with seven catches for 96 yards (13.7 avg.) as he went over the 1,000-yard mark on the season for the first time in his career...Joined Nelson as the first Green Bay duo to both register 1,000 yards receiving in the same season since WRs Donald Driver and Greg Jennings did so in 2009...Six of his seven receptions went for first downs, the sixth time on the season that he registered five-plus catches that went for first downs...Had an 11-yard reception early in the second quarter down to the Buffalo 1 that set up an Eddie Lacy TD run on the next

play...Added a season-high 15 rushing yards on two carries (7.5 avg.), highlighted by a season-long 12-yard pickup early in the fourth quarter.

► **at Tampa Bay Buccaneers (12/21):** Posted a career-high 11 catches for a career-best 131 yards (11.9 avg.), becoming the first Packer to register 11-plus catches in a game since WR James Jones had 11 vs. Washington on Sept. 15, 2013...Seven of his 11 grabs went for first downs...Midway through the second quarter, found a hole in the defense to catch a pass over the middle for a 20-yard gain...On Green Bay's final TD drive in the fourth quarter, used a stutter-and-go move to beat S Dashon Goldson down the middle for a 30-yard gain down to the Tampa Bay 20.

► **vs. Detroit Lions (12/28):** Caught four passes for 80 yards (20.0 avg.) and two TDs, the sixth time in his career that he caught two TD passes in a game...Beat CB Cassius Vaughn on an in-route across the middle late in the second quarter for a 34-yard gain to the Detroit 9...Two plays later, caught a 4-yard TD pass from Rodgers, finding a hole in the middle of the defense and then moving to his left as Rodgers scrambled to his right...In the third quarter, caught a pass over the middle from Rodgers, his first throw after returning to the game following a calf injury, and made S Isa Abdul-Quddus miss near the Detroit 35 before taking it down the left sideline for a 29-yard gain to the Lions' 19...Three plays later, caught a slant from Rodgers as he beat Vaughn on his way to the end zone, leaping to extend the ball over the goal line for the 13-yard TD.

## **2 Mason Crosby, K, 8th Year, Colorado**

- Set an NFL record with 1,037 points in his first eight seasons (2007-14), topping the previous league record held by New England K Stephen Gostkowski (1,023, 2006-13).

- With 1,034 career points, ranks No. 2 on the all-time franchise scoring list behind only K Ryan Longwell (1,054).

- Is one of only three players in NFL history to register three or more 140-point seasons (Stephen Gostkowski, David Akers).

- Has kicked the six longest field goals in franchise history (58-yarder in 2011, two 57-yarders in 2013, 56-yarders in 2010 and 2011, 55-yarder in 2014).

- Ranks No. 1 in team annals with 23 field goals of 50-plus yards. Has made nine field goals of 50-plus yards since 2013, which is tied for No. 6 in the NFL over that span.

- Set a franchise record with 23 consecutive field goals made (Week 13, 2010-Week 12, 2011), topping Chris Jacke's mark of 17 straight in 1993.

**2014 Season:** Connected on 27 of 33 (81.8 percent) field-goal attempts and 53 of 55 extra points (two blocks) for 134 points on the season...Was tied for No. 4 in the league in scoring...Made four of seven attempts from 50-plus yards (55, 53, 52, 53), finishing tied for No. 8 in the league in field goals of 50-plus yards...Recorded 41 touchbacks on 99 kickoffs (41.4 percent), the second-most touchbacks in a season in his career behind only hte 49 in 2011...Made two tackles on special teams.

► **at Seattle Seahawks (9/4):** Connected on his lone field-goal attempt of the evening, a 23-yarder in the second quarter, to bring his streak of consecutive regular-season field goals made to 15 (ties Chris Jacke, 1989-90, for the third-longest streak in franchise history)...Also marked his franchise-record 16th straight regular-season game with at least one field goal, surpassing Longwell's record of 15 (2004-05)...Added two touchbacks on four kickoffs.

► **vs. N.Y. Jets (9/14):** Made all three of his field-goal attempts, bringing his streak of consecutive FGs made in the regular season to 18, the second-longest streak in franchise history behind only his own streak of 23 straight from 2010-11...Drilled a 55-yard FG in the second quarter, the longest by a Green Bay player ever at Lambeau Field...It was his 20th FG of 50-plus yards, further extending his team record...Also extended his franchise record by making at least one FG in his 17th consecutive game.

► **at Detroit Lions (9/21):** Saw his team-record streak of 17 consecutive games with a field goal come to an end as his only points came on a first-quarter extra point...Did not have any field-goal attempts for the first time since Week 1 of 2013...Registered one touchback on two kickoffs.

► **at Chicago Bears (9/28):** Scored eight points, drilling a 53-yard

field goal early in the third quarter and all five of his extra points...Saw his streak of consecutive field goal made come to an end at 19 straight, the second-longest streak in team history, when his 38-yard attempt in the fourth quarter was blocked by DE Willie Young...Posted a season-high five touchbacks on seven kickoffs.

▶**vs. Minnesota Vikings (10/2):** Did not have any field-goal attempts for the second time in three games, but connected on all six of his extra points...Registered two touchbacks on the evening.

▶**at Miami Dolphins (10/12):** Connected on both of his field-goal attempts, including a 30-yarder with 4:09 remaining to cut Miami's lead to 24-20...Recorded touchbacks on three of his six kickoffs...Posted his first tackle of the season on special teams, bringing down WR Jarvis Landry at the Green Bay 49 on Miami's first kickoff return.

▶**vs. Carolina Panthers (10/19):** Made his lone field-goal attempt of the afternoon, a 34-yarder late in the third quarter, and all five extra points...Matched his season high with five touchbacks on seven kickoffs.

▶**at New Orleans Saints (10/26):** Posted 11 points, connecting on all three of his field-goal attempts (31, 49, 27) and both extra points...Posted touchbacks on each of his four kickoffs.

▶**vs. Chicago Bears (11/9):** Registered 13 points, connecting on both of his field-goal attempts and all seven of his extra points...Drilled a 52-yarder in the third quarter, his sixth consecutive make from 50 yards or more, the longest streak in franchise history.

▶**vs. Philadelphia Eagles (11/16):** Posted 11 points, connecting on field goals from 27 and 33 yards out and five extra points (one blocked)... Recorded a season-high six touchbacks on 10 kickoffs.

▶**at Minnesota Vikings (11/23):** Connected on his lone field-goal attempt of the afternoon, a 48-yarder late in the third quarter, to extend Green Bay's lead to 17-13...Added three extra points.

▶**vs. New England Patriots (11/30):** Made four of his five field-goal attempts and both extra points for a season-high 14 points...Went over the 1,000-point mark for his career, joining Longwell as the only player in team history to eclipse that plateau...Also cleared the 100-point mark on the season for the eighth time in his career, tying Longwell (1997-2004) for the franchise record.

▶**vs. Atlanta Falcons (12/8):** Connected on all three of his field-goal attempts, highlighted by a 53-yarder with 4:33 remaining in the game that extended Green Bay's lead to 43-30...The 53-yarder was the longest ever by a Green Bay kicker at Lambeau Field in the regular season in December/January...Finished with 13 points on the evening and added a tackle on special teams, knocking WR Devin Hester out of bounds at the Atlanta 34 on a fourth-quarter kickoff.

▶**at Buffalo Bills (12/14):** Made two of three field-goal attempts, connecting on kicks from 45 and 34 yards out with a 53-yard attempt blocked...With seven points on the afternoon, brought his career total to 1,025 as he moved past Gostkowski (1,023) for the most points scored by an NFL player in his first eight seasons in the league.

▶**at Tampa Bay Buccaneers (12/21):** Connected on two of three field-goal attempts, making kicks from 42 and 25 yards out...Posted four touchbacks on five kickoffs.

▶**vs. Detroit Lions (12/28):** Made four extra points, bringing his streak of consecutive games with a point to 128, No. 2 in team history behind only Longwell (144, 1997-2005).

## **76 Mike Daniels, DT, 3rd Year, Iowa**

• Emerged as a force in his second season in 2013, tying for sixth in the NFL among DTs with 6.5 sacks, the most in a season by a Green Bay defensive lineman since DT B.J. Raji posted the same total in 2010.

• Appeared in 14 games as a rookie in 2012 and finished with 19 tackles (11 solo), two sacks, a team-high two fumble recoveries (one for a TD) and a pass defended.

**2014 Season:** Started all 16 games and led the defensive line with a career-high 69 tackles (42 solo)...Led the defensive line and ranked No. 3 on the team with 5.5 sacks...Led the team in both QB hits (19) and pressures (22)...Contributed to a run defense that allowed 86.4 yards per game

over the final eight contests, No. 5 in the NFL over that span, and 3.6 yards per carry, No. 6 in the league over that span.

▶**at Seattle Seahawks (9/4):** Started at RDE and registered a career-high eight tackles (five solo), which was tied for the team lead.

▶**vs. N.Y. Jets (9/14):** Started at DT and led the defensive line with six tackles (five solo) and a sack...Added a team-high three QB hits and two pressures...Brought down RB Chris Johnson for a 6-yard loss on a carry at the end of the first quarter...Posted a QB hit on Geno Smith as his pass intended for TE Zach Sudfeld came up short and was intercepted by CB Tramon Williams at the Green Bay 3 late in the first half, a turnover that led to seven points as the Packers cut the Jets' lead to 21-16 at the half... Registered his first sack of the season on New York's final drive as he beat LG Brian Winters with an inside move and brought Smith down for a 7-yard loss despite being held by Winters on the play.

▶**at Detroit Lions (9/21):** Started at RDE and registered five tackles (two solo) and a pressure...Appeared on 47 plays, helping limit the Lions to an average of 3.0 yards per carry (115 yards on 38 attempts).

▶**at Chicago Bears (9/28):** Started at RDE and appeared on 38 snaps... Recorded three tackles (one solo) and a pressure.

▶**vs. Minnesota Vikings (10/2):** Registered four tackles (three solo), 1.5 sacks, four QB hits and four pressures...Pushed G Charlie Johnson aside and then fought off C John Sullivan on his 8-yard sack of QB Christian Ponder in the second quarter...Fought off a double-team by Sullivan and Johnson on his shared 10-yard sack of Ponder with DT Letroy Guion on the final play of the first half.

▶**at Miami Dolphins (10/12):** Recorded four tackles (two solo), a QB hit and a pressure...Part of a line that helped limit Miami's running backs to just 63 yards on 20 carries (3.2 avg.).

▶**vs. Carolina Panthers (10/19):** Posted two tackles (one solo) and two pressures...Part of a line that limited Carolina's running backs to 67 yards on 18 carries (3.7 avg.).

▶**at New Orleans Saints (10/26):** Matched his career high with eight tackles (all solo)...The eight solo tackles were a career high...Added a QB hit.

▶**vs. Chicago Bears (11/9):** Played 39 snaps, recording two assisted tackles and a pressure...Part of a line that limited the Bears to a season-low average of 2.3 yards per carry as they ran for just 55 yards on 24 attempts.

▶**vs. Philadelphia Eagles (11/16):** Appeared on 41 plays, the most among defensive linemen, and registered three tackles (two solo)... Helped limit the Eagles to an average of 3.5 yards per carry on 31 rushing attempts, Philadelphia's lowest average in five games this season with 30-plus attempts.

▶**at Minnesota Vikings (11/23):** Played 54 snaps, most among the defensive linemen, and posted two tackles (one solo), a sack, a team-high three QB hits and two pressures...On Minnesota's opening drive of the second half, walked back RG Joe Berger and brought down QB Teddy Bridgewater for a 7-yard sack on third down to force a punt.

▶**vs. New England Patriots (11/30):** Played 50 snaps, tops among the defensive linemen, and registered four tackles (two solo) and a half-sack...Led the team with four QB hits and four pressures...With the Packers leading 26-21 late in the fourth quarter and New England facing a third-and-9 at the Green Bay 20, fought off a block by G Dan Connolly to bring down QB Tom Brady with DE/LB Mike Neal for a 9-yard sack, forcing the Patriots to settle for a field-goal attempt, a 47-yarder that was missed by K Stephen Gostkowski.

▶**vs. Atlanta Falcons (12/8):** Played 34 snaps and registered four tackles (one solo)...Helped the defense limit the Falcons to 91 rushing yards on 24 attempts (3.8 avg.).

▶**at Buffalo Bills (12/14):** Started and played 51 snaps, most among Green Bay's defensive linemen...Finished with six tackles (four solo), helping the defense allow a season-low 253 total yards as the Buffalo offense scored 12 points on four field goals.

▶**at Tampa Bay Buccaneers (12/21):** Played 32 snaps and registered four tackles (three solo), a half-sack, a QB hit and two pressures...Beat G Logan Mankins to get to QB Josh McCown for a shared 10-yard sack with

S Morgan Burnett in the first quarter...Part of a defense that allowed just 106 total yards, the fewest given up by Green Bay since Dec. 21, 2006 (104 yards vs. Minnesota)...Helped the defense allow just 16 yards rushing, the third fewest given up in a game by the Packers since the 1970 AFL-NFL merger.

►**vs. Detroit Lions (12/28):** Played 51 snaps and recorded four tackles (three solo), a sack, two QB hits and two pressures...On Detroit's final possession, walked back G Rob Sims and pushed him aside to get to QB Matthew Stafford for a 9-yard sack at the Detroit 11.

### **13 Kevin Dorsey, WR, 2nd Year, Maryland**

• Was drafted by Green Bay with the second of three seventh-round picks in the 2013 NFL Draft (No. 224 overall).

• Spent the entire 2013 season on injured reserve due to a toe injury sustained during the preseason.

• Was on the Packers' practice squad for the first five games this season before being signed to the 53-man roster on Oct. 6.

**2014 Season:** Played in three games, seeing time on offense and special teams...Registered two tackles on special teams and has one catch for 4 yards...Sustained a foot injury in practice on Nov. 6 and was placed on injured reserve on Nov. 8.

►**at Miami Dolphins (10/12):** Made his NFL debut, appearing on 16 plays on special teams.

►**vs. Carolina Panthers (10/19):** Played 23 snaps on special teams and also saw the first action of his career on offense (nine snaps)...Caught his first career pass, hauling in a 4-yarder from QB Aaron Rodgers on the final play of the first quarter...Posted a career-high two special teams tackles.

►**at New Orleans Saints (10/26):** Appeared on 14 plays on special teams and three on offense.

### **91 Jayrone Elliott, LB, Rookie, Toledo**

• Led the NFL with five sacks in the preseason, highlighted by a three-sack effort at St. Louis (Aug. 16).

• Earned first-team All-Mid-American Conference honors as a senior in 2013 after recording 70 tackles (43 solo) and team highs in tackles for a loss (14), sacks (nine) and forced fumbles (five).

**2014 Season:** Played in 13 games and was inactive for three others...Posted three tackles (all solo), a QB hit and two pressures...Posted 15 tackles on special teams, tops among Green Bay rookies and No. 2 on the team behind only S Sean Richardson (17).

►**at Seattle Seahawks (9/4) – vs. N.Y. Jets (9/14):** Inactive (healthy scratch).

►**at Detroit Lions (9/21):** Made his NFL debut, appearing on 15 plays on special teams.

►**at Chicago Bears (9/28):** Played on defense and special teams, seeing the first action of his career on defense...Appeared on 14 defensive snaps and posted a solo tackle...Registered two tackles on special teams.

►**vs. Minnesota Vikings (10/2):** Appeared on 23 plays on special teams.

►**at Miami Dolphins (10/12):** Played 17 snaps on special teams...Left the game briefly with an ankle injury, but did return.

►**vs. Carolina Panthers (10/19):** Appeared on 22 plays on special teams and registered two tackles.

►**at New Orleans Saints (10/26):** Played 14 snaps on special teams.

►**vs. Chicago Bears (11/9):** Appeared on four plays on defense, recording a solo tackle, and added a tackle on special teams.

►**vs. Philadelphia Eagles (11/16):** Inactive due to a hamstring injury sustained in Week 10 vs. Chicago.

►**at Minnesota Vikings (11/23):** With LB Nick Perry sidelined due to a shoulder injury, saw the most significant action of his career on defense (19 snaps)...Posted a solo tackle and a pressure on defense and added a tackle on special teams.

►**vs. New England Patriots (11/30):** Saw limited action on defense (four snaps), but made an impact on special teams by leading the team

with a career-high three tackles.

►**vs. Atlanta Falcons (12/8):** Played 18 snaps on special teams and registered a tackle.

►**at Buffalo Bills (12/14):** Appeared on 22 plays on special teams and matched his career high with three tackles in the third phase, including a stop of WR Marcus Thigpen for no gain on a first-quarter punt.

►**at Tampa Bay Buccaneers (12/21):** Played 16 snaps on defense, posting a QB hit and a pressure...Late in the fourth quarter, ran a stunt with DE Datone Jones to put a hit on QB Josh McCown, forcing him to throw a pass to RB Charles Sims over the middle as he was being brought down, a pass that was intercepted by Jones and returned 18 yards to the Tampa Bay 13...Added a tackle on special teams, bringing down RB Bobby Rainey on a first-quarter punt after a 5-yard return.

►**vs. Detroit Lions (12/28):** Appeared on 15 plays on special teams and four on defense...Posted a tackle on special teams.

### **10 Matt Flynn, QB, 7th Year, Louisiana State**

• Played for the Packers and the Raiders in 2013, starting a career-high five games on the season, with four of those starts coming with Green Bay (Weeks 13-16).

• Led the Packers to a 37-36 win last season at Dallas in Week 15 after trailing 26-3 at the half, matching the largest comeback in franchise history (23 points vs. Los Angeles Rams, Sept. 12, 1982).

• Served as the No. 2 quarterback for Green Bay behind Aaron Rodgers from 2008-11.

• Threw for 480 yards and six TDs for Green Bay in the 2011 season finale vs. Detroit, franchise records at the time that were later matched by Rodgers.

**2014 Season:** Served as the No. 2 quarterback for all 16 games, seeing action in seven contests...Completed 8 of 16 passes for 66 yards with an interception for a 34.9 passer rating.

►**at Seattle Seahawks (9/4) – at Chicago Bears (9/28):** Dressed as the No. 2 QB, but did not play.

►**vs. Minnesota Vikings (10/2):** Entered the game at QB on the Packers' first series in the fourth quarter and directed the offense on its final three possessions...Completed 3 of 5 passes for 22 yards with one interception.

►**at Miami Dolphins (10/12):** Dressed as the No. 2 QB, but did not play.

►**vs. Carolina Panthers (10/19):** Took over at QB with just under 10 minutes remaining and the Packers leading 38-10...Had two passing attempts.

►**at New Orleans Saints (10/26):** Entered the game with just over three minutes remaining and took the final four offensive snaps...Completed an 8-yard pass to WR Davante Adams.

►**vs. Chicago Bears (11/9):** Came on in relief of Rodgers midway through the third quarter (coach's decision) and completed 1 of 5 passes for 4 yards.

►**vs. Philadelphia Eagles (11/16):** Entered the game in relief of Rodgers midway through the fourth quarter (coach's decision) with the Packers leading 53-20...Completed 2 of 2 passes for 26 yards, a 12-yard pass to WR Randall Cobb and a 14-yarder to RB James Starks.

►**at Minnesota Vikings (11/23) – at Buffalo Bills (12/14):** Dressed as the No. 2 QB, but did not see any action.

►**at Tampa Bay Buccaneers (12/21):** Came in at QB for the final three plays (all kneel-downs) as the Packers ran out the clock in the 20-3 win.

►**vs. Detroit Lions (12/28):** Led the offense for two series, taking the final snap of the first half and directing the offense on opening drive of the second half in place of an injured Rodgers (calf)...Completed his lone attempt of the game, a 6-yarder to RB Eddie Lacy in the third quarter.



### **99 Bruce Gaston, DT, Rookie, Purdue**

- Originally entered the NFL with Arizona as a non-drafted free agent on May 13, 2014.
- After being released by the Cardinals at the end of the preseason, spent parts of September with New England and Miami before being signed to Arizona's active roster in late September. Also spent time on the Cardinals' practice squad this season.
- 2014 Season:** Was signed by Green Bay to the 53-man roster on Dec. 8 off of Arizona's practice squad...Was inactive for four games.
- ▶**vs. Atlanta Falcons (12/8) – vs. Detroit Lions (12/28):** Inactive (healthy scratch).

### **72 Garth Gerhart, C, 1st Year, Arizona State**

- Was on Green Bay's practice squad for the final 12 weeks of the regular season and the team's playoff game in 2013.
- Spent one week on the Packers' practice squad during the 2012 postseason after spending the entire regular season on the practice squad of the Cleveland Browns.
- Played in 39 games with 35 starts at Arizona State, opening games at center and both guard positions.
- 2014 Season:** Signed to the 53-man roster from the practice squad the day before the season opener at Seattle (9/4)...Played in two games, dressed but did not play in three others and was inactive for 11 contests.
- ▶**at Seattle Seahawks (9/4) – at Detroit Lions (9/21):** Dressed but did not play.
- ▶**at Chicago Bears (9/28) – at New Orleans Saints (10/26):** Inactive (healthy scratch).
- ▶**vs. Chicago Bears (11/9):** Made his NFL debut, seeing time on both offense and special teams...Entered the game with just over 10 minutes remaining and played 14 snaps at left guard for Josh Sitton with the Packers leading 55-7.
- ▶**vs. Philadelphia Eagles (11/16):** Came in for Sitton midway through the fourth quarter and played 12 snaps...Also appeared on 10 plays on special teams.
- ▶**at Minnesota Vikings (11/23) – vs. Detroit Lions (12/28):** Inactive (healthy scratch).

### **61 Brett Goode, LS, 7th Year, Arkansas**

- One of only two Packers (K Mason Crosby) to appear in all 112 regular-season games since 2008.
- Has snapped for all six of the longest field goals in franchise history (all by Crosby).
- Has registered 12 tackles on special teams and a fumble recovery during his career.
- Was originally signed as injury replacement for rookie LS J.J. Jansen following the 2008 preseason finale.
- 2014 Season:** Played in all 16 games, handling snapping duties for all punts and placements.
- ▶**at Seattle Seahawks (9/4):** Handled snapping duties for all punts and placements.
- ▶**vs. N.Y. Jets (9/14):** Handled snapping duties, including for Crosby's 55-yard field goal in the second quarter, the longest ever by a Green Bay player at Lambeau Field...Helped P Tim Masthay post a career-best (min. four punts) net punting average of 46.5, also the third-best mark in team history (since 1976).
- ▶**at Detroit Lions (9/21):** Helped Masthay register a 43.0-yard gross average and a 39.8-yard net average on his five punts, including two placed inside the 20.
- ▶**at Chicago Bears (9/28):** Snapped for Crosby's 53-yard FG in the third quarter and all five of his extra points.
- ▶**vs. Minnesota Vikings (10/2):** Snapped for Masthay as he set the franchise record (since 1976) for the most career punts inside the 20-yard line (108), surpassing Craig Hentrich (104) for the team mark... Helped Masthay place five of six punts inside the 20-yard line, which tied the single-game team record (Masthay, at N.Y. Jets, Oct. 31, 2010; David

Beverly, vs. Chicago, Oct. 28, 1978).

- ▶**at Miami Dolphins (10/12):** Snapped for Crosby's two field goals (43, 30) and for Masthay's five punts (43.0-yard gross avg.).
- ▶**vs. Carolina Panthers (10/19):** Snapped for Masthay's five punts (55.2-yard gross, 44.0-yard net) and Crosby's 34-yard FG and five extra points.
- ▶**at New Orleans Saints (10/26):** Snapped for Crosby's three FGs and two extra points.
- ▶**vs. Chicago Bears (11/9):** Snapped for Crosby's two FGs and seven extra points, including his franchise-record sixth consecutive make from 50-plus (52 yards), as well as Masthay's three punts.
- ▶**vs. Philadelphia Eagles (11/16):** Snapped for Crosby's two made field goals (27 and 33) and five extra punts and Masthay's two punts.
- ▶**at Minnesota Vikings (11/23):** Snapped for Crosby's 48-yard FG in the third quarter and for Masthay as he posted a 41.0-yard net on four punts, including two placed inside the 20.
- ▶**vs. New England Patriots (11/30):** Snapped for Crosby as he connected on four of five field goals and two extra points on his way to a season-high 14 points.
- ▶**vs. Atlanta Falcons (12/8):** Snapped for Crosby as he drilled all three of his field goals, including a 53-yarder in the fourth quarter that was the longest by a Green Bay kicker at Lambeau Field in the regular season in December/January.
- ▶**at Buffalo Bills (12/14):** Handled snapping duties for all six of Masthay's punts, including his season-long 63-yarder, and all placements.
- ▶**at Tampa Bay Buccaneers (12/21):** Snapped for Masthay's two punts and for Crosby as he connected on two of three field goals.
- ▶**vs. Detroit Lions (12/28):** Snapped for Masthay's three punts and Crosby's four extra points.

### **39 Demetri Goodson, CB, Rookie, Baylor**

- Earned honorable mention All-Big 12 recognition as a senior in 2013, appearing in 11 games with 10 starts and recording career highs in tackles (26), interceptions (three) and passes defended (16).
- Played in just eight games during his first two seasons at Baylor (2011-12), sustaining season-ending injuries both of those years.
- Played basketball for three seasons (2008-11) at Gonzaga, starting 68 of 69 games in his final two years for the Zags.
- 2014 Season:** Played in six games and was inactive for the other 10 contests...Registered six tackles on special teams, No. 2 on the team among rookies behind only LB Jayrone Elliott (15).
- ▶**at Seattle Seahawks (9/4):** Inactive due to a concussion sustained in the preseason finale vs. Kansas City (Aug. 28).
- ▶**vs. N.Y. Jets (9/14):** Returned to practice during the week, but was inactive (healthy scratch).
- ▶**at Detroit Lions (9/21) – vs. Carolina Panthers (10/12):** Inactive (healthy scratch).
- ▶**at New Orleans Saints (10/26):** Made his NFL debut, appearing on two plays on kickoff coverage.
- ▶**vs. Chicago Bears (11/9) – vs. Philadelphia Eagles (11/16):** Inactive (healthy scratch).
- ▶**at Minnesota Vikings (11/23):** With veteran CB Jarrett Bush sidelined due to a groin injury, was active and played 14 snaps on special teams...Posted two tackles on special teams, with both coming on kickoff coverage.
- ▶**vs. New England Patriots (11/30):** Inactive (healthy scratch).
- ▶**vs. Atlanta Falcons (12/8):** Played 12 snaps on special teams and registered a tackle, bringing down WR Devin Hester at the Atlanta 12 after a 18-yard kickoff return in the second quarter.
- ▶**at Buffalo Bills (12/14):** Played 18 snaps on special teams.
- ▶**at Tampa Bay Buccaneers (12/21):** Appeared on 16 plays on special teams.
- ▶**vs. Detroit Lions (12/28):** Played 13 snaps on special teams and led the team with a career-high three tackles...Brought down WR Jeremy Ross at the Detroit 16 following a 19-yard kickoff return in the first quarter... Stopped Ross following a 14-yard punt return in the third quarter.

## **98 Letroy Guion, DT, 7th Year, Florida State**

- Signed with Green Bay as a free agent in March 2014 after spending his first six seasons in the league with the Minnesota Vikings, where he appeared in 68 games with 31 starts.

- Started all 28 games he appeared in for the Vikings over the past two seasons (2012-13), recording 72 tackles (32 solo) and three sacks over that span.

- Was the only Viking to block a field goal in both 2011 and 2012 (49-yard attempt vs. Oakland, Nov. 20, 2011; 43-yard attempt vs. San Francisco, Sept. 23, 2012).

**2014 Season:** Started all 16 games for the first time in his career and registered a career-high 62 tackles (31 solo), a career-best 3.5 sacks, a forced fumble, a pass defensed, 10 QB hits and 13 pressures...Ranked second on the defensive line in tackles behind only DT Mike Daniels (69)... Ranked No. 5 on the team in sacks, No. 4 in QB hits and No. 5 in pressures...Contributed to a run defense that allowed 86.4 yards per game over the final eight contests, No. 5 in the NFL over that span, and 3.6 yards per carry, No. 6 in the league over that span.

▶**at Seattle Seahawks (9/4):** Started at NT in his Green Bay debut, appearing on 36 plays, and recorded three tackles (one solo).

▶**vs. N.Y. Jets (9/14):** Started at DT and registered five tackles (two solo), the second most on the defensive line.

▶**at Detroit Lions (9/21):** Started at NT and posted five tackles (three solo), including a tackle for a loss...Helped limit the Lions to an average of 3.0 yards per carry (115 yards on 38 attempts).

▶**at Chicago Bears (9/28):** Started at NT and appeared on 28 plays... Brought RB Matt Forte down for a 3-yard loss on a first-quarter run on a first-and-goal from the Green Bay 3...Finished with two solo tackles and a pressure.

▶**vs. Minnesota Vikings (10/2):** Started at NT and had his most productive game as a Packer to that point, posting six tackles (four solo), 1.5 sacks, three QB hits and three pressures against his former team...Walked back G Vladimir Ducasse into QB Christian Ponder on his shared 10-yard sack of Ponder with DT Mike Daniels on the final play of the first half... Utilized a spin move on Ducasse to get to Ponder for a 6-yard sack in the fourth quarter.

▶**at Miami Dolphins (10/12):** Started at NT and led the line with a season-high seven tackles (four solo)...Added a QB hit and a pressure... Helped limit Miami's running backs to just 63 yards on 20 carries (3.2 avg.).

▶**vs. Carolina Panthers (10/19):** Started at NT and posted two tackles (one solo), a QB hit and two pressures...Part of a line that limited Carolina's running backs to 67 yards on 18 carries (3.7 avg.).

▶**at New Orleans Saints (10/26):** Started at NT and registered five tackles (four solo), a QB hit, a pressure, and a forced fumble...On a third-and-2 with just over a minute remaining in the game, forced a fumble on FB Erik Lorig's run, one that was recovered by CB Tramon Williams at the Green Bay 16...On the Saints' opening drive of the second half, fought off a block by C Tim Lelito to bring down FB Austin Johnson for a 1-yard loss on third-and-1...The defense would force a turnover on downs the next play when RB Mark Ingram was stopped for no gain.

▶**vs. Chicago Bears (11/9):** Played 21 snaps, recording an assisted tackle...Part of a line that limited the Bears to a season-low average of 2.3 yards per carry as they ran for just 55 yards on 24 attempts.

▶**vs. Philadelphia Eagles (11/16):** Appeared on 39 plays and led the defensive line with five tackles (three solo), a sack and a QB hit...On the sack, pushed aside RG Matt Tobin as he came up the middle to bring QB Mark Sanchez down for a 7-yard loss...Helped limit the Eagles to an average of 3.5 yards per carry on 31 rushing attempts, Philadelphia's lowest average in five games this season with 30-plus attempts.

▶**at Minnesota Vikings (11/23):** Played 40 snaps and registered three tackles (one solo).

▶**vs. New England Patriots (11/30):** Saw action on 39 plays and registered two tackles (one solo).

▶**vs. Atlanta Falcons (12/8):** Played 28 snaps and registered two tackles (one solo) and a pass defensed...Deflected a QB Matt Ryan pass

at the line of scrimmage and nearly made a diving interception of the batted pass...Helped the defense limit the Falcons to 91 rushing yards on 24 attempts (3.8 avg.).

▶**at Buffalo Bills (12/14):** Appeared on 45 plays and matched his season high with seven tackles (three solo) to lead the defensive line...Added a sack, two QB hits and two pressures...On the sack, which came late in the first quarter, walked C Eric Wood straight back on his way to bringing down QB Kyle Orton for an 8-yard loss...Part of a defense that allowed a season-low 253 total yards as the Buffalo offense scored 12 points on four field goals.

▶**at Tampa Bay Buccaneers (12/21):** Played 23 snaps and was part of a defense that allowed just 106 total yards, the fewest given up by Green Bay since Dec. 21, 2006 (104 yards vs. Minnesota)...Helped the defense allow just 16 yards rushing, the third fewest given up in a game by the Packers since the 1970 AFL-NFL merger...Finished with two assisted tackles, a QB hit and a pressure.

▶**vs. Detroit Lions (12/28):** Played 34 snaps and led the defensive line with five tackles (three solo) and a pressure...Stopped RB Joique Bell for a 1-yard loss on a run up the middle early in the second quarter.

## **26 DuJuan Harris, RB, 2nd Year, Troy**

- Spent the 2013 season on injured reserve after reinjuring his knee in a preseason game vs. Seattle on Aug. 23.

- Played in the final four regular-season games and both playoff contests for Green Bay in 2012 after originally joining the team as a member of the practice squad on Oct. 24.

- In six games in 2012 (including playoffs), rushed for 257 yards and four TDs on 62 carries (4.1 avg.), with nine catches for 81 yards (9.0 avg.). Posted rushing TDs in both of Green Bay's playoff games that season, tying a team record for most consecutive playoff games with a rushing TD.

**2014 Season:** Played in 15 games, returning 22 kickoffs for 456 yards (20.7 avg.)...Also has carried 16 times for 64 yards (4.0 avg.) and has one reception for 11 yards...Had two tackles on special teams...Was inactive for one contest (healthy scratch).

▶**at Seattle Seahawks (9/4):** Returned two kickoffs for 40 yards (20.0 avg.) and had one carry for 7 yards.

▶**vs. N.Y. Jets (9/14):** Returned two kickoffs for 58 yards (29.0 avg.), highlighted by a career-long 41-yard return in the second quarter...Also had an 11-yard reception.

▶**at Detroit Lions (9/21):** Returned two kickoffs for 51 yards (25.5 avg.) and had a season-high three carries for 2 yards (0.7 avg.).

▶**at Chicago Bears (9/28):** Had two kickoff returns for 47 yards (23.5 avg.).

▶**vs. Minnesota Vikings (10/2):** Lined up as the returner on all three kickoffs, but did not have any returns (all touchbacks).

▶**at Miami Dolphins (10/12):** Had one kickoff return on the afternoon, taking it back for 33 yards early in the fourth quarter.

▶**vs. Carolina Panthers (10/19):** Had one kickoff return, a 9-yarder in the fourth quarter, and also carried twice for a loss of 1 yard (0.5 avg.).

▶**at New Orleans Saints (10/26):** Had two carries for 4 yards (2.0 avg.)...Lined up as the returner for all of the kickoffs, but did not have any returns (all touchbacks).

▶**vs. Chicago Bears (11/9):** Led the team with 52 rushing yards on eight carries (6.5 avg.), with all of his attempts coming in the fourth quarter...The 52-yard output on the ground was the second-best total of his career, trailing only his 70-yard performance at Minnesota on Dec. 30, 2012...Added one kickoff return for 20 yards.

▶**vs. Philadelphia Eagles (11/16):** Returned three kickoffs for 42 yards (14.0 avg.) and made a tackle on special teams.

▶**at Minnesota Vikings (11/23):** Lined up as the returner on all five kickoffs, but did not have any returns (all touchbacks).

▶**vs. New England Patriots (11/30):** Returned four kickoffs for 90 yards (22.5 avg.).

▶**vs. Atlanta Falcons (12/8):** Returned four kickoffs for 85 yards (21.3 avg.).

► **at Buffalo Bills (12/14):** Had one kickoff return for 8 yards.

► **at Tampa Bay Buccaneers (12/21):** Served as the returner on Tampa Bay's lone kickoff of the day (touchback).

► **vs. Detroit Lions (12/28):** Inactive (healthy scratch).

### **50 A.J. Hawk, LB, 9th Year, Ohio State**

• Ranks No. 1 in franchise history (since 1975) with 1,118 tackles, having surpassed John Anderson (1,020 from 1978-89) for the team mark in the 2013 regular-season finale.

• Posted 100-plus tackles in four consecutive seasons (2010-13) and in seven of his nine years in the NFL (2006-08, 2010-13).

• Has led the team in tackles five times during his career (2006, 2008, 2010, 2012-13), which ties LB Nick Barnett for the franchise record (since 1975).

• Has appeared in 142 of a possible 144 regular-season games in his eight-plus seasons (2006-14), starting 136 of them.

**2014 Season:** Played in all 16 games with 13 starts and ranked third on the team with 93 tackles (64 solo)...Added a half-sack, four QB hits, six pressures and four passes defended...Contributed to a run defense that allowed 86.4 yards per game over the final eight contests, No. 5 in the NFL over that span, and 3.6 yards per carry, No. 6 in the league over that span.

► **at Seattle Seahawks (9/4):** Started at BLB and led the linebackers with seven tackles (five solo)...Added a QB hit and a pressure.

► **vs. N.Y. Jets (9/14):** Started at MLB as the defense opened in a 4-3 alignment and tied for the lead among linebackers with nine tackles (four solo)...Added a QB hit and a pressure.

► **at Detroit Lions (9/21):** Started at BLB and posted six tackles (all solo).

► **at Chicago Bears (9/28):** Started at BLB and played all 78 defensive snaps...Led the team with a season-high 15 tackles (12 solo),

► **vs. Minnesota Vikings (10/2):** Started at BLB and recorded eight tackles (six solo), a half-sack, two pressures and a pass defended...Came up the middle and fought off G Charlie Johnson on his shared zero-yard sack of QB Christian Ponder with LB Julius Peppers early in the third quarter.

► **at Miami Dolphins (10/12):** One of only two defensive players to appear on all 58 snaps (S Morgan Burnett), he registered three tackles (two solo), a QB hit and a pressure.

► **vs. Carolina Panthers (10/19):** Appeared on all 69 defensive snaps, one of only two Packers (S Ha Ha Clinton-Dix) to do so...Led the linebackers with six tackles (five solo) and a pass defended.

► **at New Orleans Saints (10/26):** Started and appeared on 57 plays, recording six tackles (four solo).

► **vs. Chicago Bears (11/9):** One of two defensive players (Clinton-Dix) to appear on all 70 plays, he finished with five tackles (three solo) and a pass defended...Helped limit the Bears to a season-low average of 2.3 yards per carry as they ran for just 55 yards on 24 attempts.

► **vs. Philadelphia Eagles (11/16):** Was the only Green Bay defensive player to play all 78 snaps and led the linebackers with six tackles (five solo), a QB hit and a pressure...Helped limit the Eagles to an average of 3.5 yards per carry on 31 rushing attempts, Philadelphia's lowest average in five games this season with 30-plus attempts.

► **at Minnesota Vikings (11/23):** Started and played 55 snaps, leading the linebackers with seven tackles (four solo) and a pass defended.

► **vs. New England Patriots (11/30):** Did not start for the first time since the 2010 season opener at Philadelphia (Sept. 12), but came on for the second play of the game and played 26 snaps...Registered three tackles (one solo).

► **vs. Atlanta Falcons (12/8):** Appeared on eight snaps in Green Bay's base defense and recorded a solo tackle.

► **at Buffalo Bills (12/14):** Returned to the starting lineup at BLB, appearing on 32 plays...Registered five tackles (three solo), including a stop of RB Fred Jackson for a 1-yard loss on a run up the middle on a third-and-1 in the first quarter to force a Buffalo punt...Part of a defense that allowed a season-low 253 total yards as the Buffalo offense scored 12

points on four field goals.

► **at Tampa Bay Buccaneers (12/21):** Started at BLB and recorded four tackles (two solo)...Part of a defense that allowed just 106 total yards, the fewest given up by Green Bay since Dec. 21, 2006 (104 yards vs. Minnesota)...Helped the defense allow just 16 yards rushing, the third fewest given up in a game by the Packers since the 1970 AFL-NFL merger.

► **vs. Detroit Lions (12/28):** Appeared on 22 plays and posted two tackles (one solo).

### **29 Casey Hayward, CB, 3rd Year, Vanderbilt**

• Burst onto the scene in 2012, leading all NFL rookies with his team-high six INTs and finishing third in the voting for Defensive Rookie of the Year by *The Associated Press*.

• Became the first Green Bay CB ever to be named to the *Pro Football Weekly*/PFWA All-Rookie team (est. 1974) and was chosen as the league's Defensive Rookie of the Year by ProFootballFocus.com.

• Battled a nagging hamstring injury that limited him to just three games in 2013.

**2014 Season:** Played in all 16 games with one start, seeing time on defense and special teams...Recorded 32 tackles (27 solo), two fumble recoveries, three interceptions and six passes defended...Tied CB Tramon Williams for the team lead with three interceptions, highlighted by his 82-yard INT return for a TD vs. Chicago in Week 10...Ranked No. 2 on the team with two fumble recoveries, including a 49-yard return for a TD vs. Philadelphia in Week 11...Tied for the team lead with LB Julius Peppers for total takeaways with five (three INTs, two fumble recoveries) and was tied for No. 7 in the NFL...Was tied for No. 8 in the NFL with 113 interception return yards...Added a career-high six tackles on special teams...Part of a secondary that helped Green Bay rank No. 7 in the NFL in opponent passer rating (82.0) this season.

► **at Seattle Seahawks (9/4):** Registered two solo tackles on defense.

► **vs. N.Y. Jets (9/14):** Played 11 snaps on special teams.

► **at Detroit Lions (9/21):** Appeared on 17 defensive snaps, seeing increased time in the second half as the nickel back with CB Davon House sidelined (cramps), and made a solo tackle...Came from the slot to bring down RB Joique Bell for a 1-yard loss on a run near the end of the third quarter.

► **at Chicago Bears (9/28):** Played 26 defensive snaps and recorded a season-best three tackles (all solo).

► **vs. Minnesota Vikings (10/2):** Appeared on a season-high 37 defensive snaps and matched his season high with three tackles (one solo)...Recorded the first fumble recovery of his career when he scooped up RB Matt Asiata's fumble at the Green Bay 34 (forced by S Morgan Burnett) in the second quarter...Added a season-high two passes defended and a season-best two tackles on special teams.

► **at Miami Dolphins (10/12):** Played 34 snaps and registered two solo tackles, an interception and a pass defended...The interception came on a third down early in the second quarter when he was lined up in the slot, dropped into coverage and then came over to pick off QB Ryan Tannehill's pass intended for WR Mike Wallace at the Miami 46...Returned the pick 10 yards to the Miami 36 to help set up K Mason Crosby's 43-yard FG.

► **vs. Carolina Panthers (10/19):** Posted an INT for the second straight game, picking off QB Cam Newton's pass intended for TE Greg Olsen that was overthrown late in the third quarter...Picked off the pass at the Green Bay 30 and returned it 21 yards to the Carolina 49, taking it down the right sideline before cutting it back and fighting off a tackle attempt by Olsen...It marked only the second time in his career (2012, three straight, Weeks 5-7) that he posted an INT in back-to-back games...Finished with three tackles (two solo).

► **at New Orleans Saints (10/26):** Started his first game of the season, opening as the third CB in Green Bay's nickel defense...Posted five tackles (all solo).

► **vs. Chicago Bears (11/9):** Posted his third interception of the season when he picked off QB Jay Cutler with just under 11 minutes remaining in the fourth quarter...Cutler's pass deflected off the helmet of G Kyle Long



and over the head of RB Matt Forte, with Hayward coming in to intercept the pass and take it 82 yards down the sideline for a TD, the longest INT return by a Packer since S Aaron Rouse's 99-yarder for a TD vs. Indianapolis on Oct. 19, 2008...Added two solo tackles on defense and a stop on special teams.

►**vs. Philadelphia Eagles (11/16):** Scored a TD for the second straight week, becoming the first Green Bay defensive player to do so since LB Keith McKenzie did so in 1999 (Weeks 13-14)...Early in the fourth quarter, scooped up a fumble after C Jason Kelce's snap went over the head of QB Mark Sanchez...Picked up the ball at the Philadelphia 49 and jogged in the rest of the way down the middle of the field for the TD... Added two solo tackles on defense and put a block on LB Casey Matthews to help clear a lane for DB Micah Hyde on his 75-yard punt return for a TD in the second quarter.

►**at Minnesota Vikings (11/23):** Played 22 snaps on defense, recording one solo tackle, and appeared on four plays on special teams.

►**vs. New England Patriots (11/30):** Appeared on nine plays on defense and five on special teams.

►**vs. Atlanta Falcons (12/8):** Played 39 snaps and registered four tackles (two solo)...Added two tackles on special teams, which was tied for the team lead, with both stops coming in kickoff coverage.

►**at Buffalo Bills (12/14):** Appeared on 13 plays on defense and four on special teams.

►**at Tampa Bay Buccaneers (12/21):** Played 18 snaps on defense, recording two solo tackles, and appeared on six plays on special teams... Part of a defense that allowed just 106 total yards, the fewest given up by Green Bay since Dec. 21, 2006 (104 yards vs. Minnesota).

►**vs. Detroit Lions (12/28):** Played 31 snaps on defense, seeing significant time as the nickel back, and registered two solo tackles and a pass defended...Came up to bring down RB Theo Riddick for a 3-yard loss on a pass in the flat late in the first half...Cut inside RB Reggie Bush to break up a QB Matthew Stafford pass on third-and-10 in the third quarter, nearly making the interception...Added two tackles on special teams.

### **31 Davon House, CB, 4th Year, New Mexico State**

- Appeared in all 16 games in 2013 and posted career highs in every statistical category, posting personal bests in tackles (32) and solo tackles (26).
- Recorded his first career INT and tied previous career highs with 13 passes defended and a sack.

- Also emerged as a more consistent contributor on special teams in 2013, leading the club with a career-high 12 tackles on the coverage units.

**2014 Season:** Played in 13 games with four starts, seeing time on defense and special teams...Missed the final three games due to a shoulder injury...Recorded 24 tackles (17 solo), an interception, a forced fumble and 11 passes defended...Was tied for No. 4 on the team in passes defended... Added four tackles on special teams...Part of a secondary that helped Green Bay rank No. 7 in the NFL in opponent passer rating (82.0) this season.

►**at Seattle Seahawks (9/4):** Played 18 snaps on special teams... Charged down the field to cover a Tim Masthay punt in the first quarter and was blocked into the returner, S Earl Thomas, as Thomas muffed the catch and S Ha Ha Clinton-Dix recovered the fumble at the Seattle 34.

►**vs. N.Y. Jets (9/14):** Saw significant action on defense as the third CB, appearing on 30 snaps, and registered three tackles (two solo) and two passes defended...With the Packers leading 24-21 in the third quarter, broke up a Geno Smith pass intended for WR Jeremy Kerley on third-and-6 at the Green Bay 34, forcing the Jets to settle for a field goal.

►**at Detroit Lions (9/21):** Registered his first interception of the season and the second of his career when he picked off QB Matthew Stafford early in the second quarter...Ran with WR Calvin Johnson down the right sideline and extended to make a diving grab of Stafford's pass near the goal line as his momentum carried him into the end zone...The play was originally ruled a touchback before it was overturned on replay review and House was ruled down at the Green Bay 1...Added three solo tackles on defense and a season-high two tackles on special teams...Left the game in

the third quarter due to cramping but later returned.

►**at Chicago Bears (9/28):** Got the start as the defense opened up in its nickel package...Posted his first career forced fumble when he punched the ball loose from WR Alshon Jeffery on an end-around in the third quarter, but the ball went out of bounds at the Chicago 32...Added a solo tackle.

►**vs. Minnesota Vikings (10/2):** Played 25 snaps on defense and posted two tackles (one solo)...Added a tackle on special teams.

►**at Miami Dolphins (10/12):** Started as the third CB as the defense opened up in nickel, appearing on a season-high 49 defensive snaps... Recorded two solo tackles, a pass defended and a QB hit.

►**vs. Carolina Panthers (10/19):** Started at RCB in place of an injured Sam Shields (knee)...Appeared on 50 plays, departing in the fourth quarter with an injured finger...Posted two tackles (one solo) and a pass defended.

►**at New Orleans Saints (10/26):** Started at RCB for the second straight week in place of an injured Shields...Recorded five tackles (all solo) and a team-high two passes defended.

►**vs. Chicago Bears (11/9):** Played 21 snaps, tying for the team lead with two passes defended and adding three tackles (two solo).

►**vs. Philadelphia Eagles (11/16):** Appeared on 24 plays, recording two tackles (one solo)...Also saw 14 snaps on special teams.

►**at Minnesota Vikings (11/23):** Played 19 snaps on special teams and one on defense.

►**vs. New England Patriots (11/30):** Played 44 snaps on defense and 10 on special teams, seeing significant time at RCB after starter Sam Shields departed the game early in the second quarter due to a concussion...Finished with an assisted tackle and was part of a secondary that helped limit QB Tom Brady to 245 yards passing, his lowest yardage output since Week 4...Added a tackle on special teams, bringing down WR Danny Amendola after just a 3-yard return on a third-quarter punt.

►**vs. Atlanta Falcons (12/8):** Played 22 snaps and registered two passes defended...Ran stride for stride with WR Julio Jones to make a leaping breakup of QB Matt Ryan's deep pass down the left sideline in the fourth quarter...Later on the same drive, made a jumping two-handed deflection of a Ryan pass intended for Jones in the end zone, nearly making the interception.

►**at Buffalo Bills (12/14):** Inactive due to a shoulder injury sustained vs. Atlanta in Week 14.

►**at Tampa Bay Buccaneers (12/21):** Inactive (shoulder).

►**vs. Detroit Lions (12/28):** Inactive (shoulder).

### **33 Micah Hyde, DB, 2nd Year, Iowa**

- Is tied for No. 1 in franchise history with three punt returns for TDs.

- Appeared in all 16 games with three starts as a rookie in 2013 and posted 54 tackles (38 solo), four passes defended, a sack and a forced fumble.

- Led all of the club's rookies in tackles, solo tackles, passes defended and forced fumbles.

- Posted a 12.3-yard punt return average in 2013 (No. 5 in the NFL), and a 93-yard TD return at Minnesota in Week 8 that is tied for the fourth-longest in team history.

**2014 Season:** Played in all 16 games with 12 starts (seven at FS, five at nickel CB) and registered 55 tackles (46 solo), a sack, two interceptions and 12 passes defended...Ranked No. 3 on the team in passes defended... Returned 14 punts for 221 yards (15.8 avg.) and two TDs and four kickoffs for 96 yards (24.0 avg.)...Became just the fifth player in team history to record two-plus punt return TDs in a season...Added two tackles on special teams...Part of a secondary that helped Green Bay rank No. 7 in the NFL in opponent passer rating (82.0) this season.

►**at Seattle Seahawks (9/4):** Started at FS, his first pro start at safety, and posted four tackles (two solo).

►**vs. N.Y. Jets (9/14):** Started for the second straight game, but departed in the third quarter due to a knee injury sustained on his punt return... Recorded three solo tackles on defense and had an 8-yard punt return.

►**at Detroit Lions (9/21):** Started at FS and led the safeties with six tackles (five solo)...Added a pass defended.

►**at Chicago Bears (9/28):** Started and appeared on 34 defensive

snaps, registering four tackles (all solo) and a career-high two passes defended...Returned two kickoffs for 47 yards (23.5 avg.).

►**vs. Minnesota Vikings (10/2):** Started and appeared on 42 plays, recording four tackles (three solo) and a pass defended...Added a tackle on special teams.

►**at Miami Dolphins (10/12):** Started and played 34 snaps, racking up six tackles (all solo)...Also returned two punts for 41 yards (20.5 avg.), including a 24-yarder in the second quarter and a 17-yard return late in the fourth quarter to the Packers' 40 that helped set up Green Bay' game-winning TD drive...On the 24-yard return, his longest of the season, appeared to be bottled up at the Green Bay 22 before ducking through a couple of Miami defenders on his way to the 40-yard line...Added a tackle on special teams, bringing down WR Jarvis Landry on a second-quarter kickoff return.

►**vs. Carolina Panthers (10/19):** Didn't start for the first time on the season, but appeared on 45 defensive snaps...Finished with five tackles (three solo)...With CB Sam Shields (knee) sidelined, saw more work in the slot.

►**at New Orleans Saints (10/26):** Started at FS and was the only defensive player to appear on all 68 snaps...Finished with six tackles (five solo) and a pass defended...Fought off a block by WR Marques Colston to get to RB Mark Ingram as he led a swarm of defenders that stopped him for no gain on fourth-and-1 at the Green Bay 43 on the Saints' opening drive of the second half.

►**vs. Chicago Bears (11/9):** Posted the first interception of his career, undercutting TE Martellus Bennett to pick off QB Jay Cutler's pass at the Chicago 32 in the first quarter, one that was tipped at the line by LB Julius Peppers...Started as the nickel CB and finished with a solo tackle and two passes defended.

►**vs. Philadelphia Eagles (11/16):** Posted a punt return for a TD for the second straight season, moving him into a tie for No. 3 in franchise history for the most punt return TDs with two...Fielded P Donnie Jones' at the Green Bay 25 late in the first quarter, made WR Josh Huff miss when he caught it, and then took it up the middle of the field and down the right sideline for the score, outrunning Jones on his way to the end zone...Joined Falcons WR Devin Hester as the only NFL players to register a punt return TD each of the last two seasons...Started for the second straight week at nickel CB and registered four tackles (three solo) and two passes defended.

►**at Minnesota Vikings (11/23):** Played 50 snaps, lining up primarily as the nickel CB, and finished with three tackles (all solo), a sack and an interception...Made a leaping interception of a QB Teddy Bridgewater pass deep down the left sideline intended for WR Greg Jennings midway through the second quarter...The INT, his second in the last three games, gave Green Bay the ball at its 47 and led to seven points (Aaron Rodgers TD pass to TE Richard Rodgers)...On the sack, which came late in the third quarter, blitzed off the left end and avoided a block attempt by RB Jerick McKinnon to get to Bridgewater and bring him down for a 7-yard loss.

►**vs. New England Patriots (11/30):** Started at nickel back and registered a solo tackle...Was part of a secondary that helped limit QB Tom Brady to 245 yards passing, his lowest yardage output since Week 4.

►**vs. Atlanta Falcons (12/8):** Started at nickel back, appearing on 42 plays, and posted three tackles (two solo) and a pass defended...Also returned two punts for 20 yards (10.0 avg.), including a 16-yard return late in the first half out to the Green Bay 47 that helped set up QB Aaron Rodgers' 10-yard TD pass to WR Jordy Nelson.

►**at Buffalo Bills (12/14):** Played 33 snaps, recording one solo tackle...Part of a secondary that helped limit QB Kyle Orton to a 54.2 passer rating and 158 yards on 14-of-27 passing.

►**at Tampa Bay Buccaneers (12/21):** Played 37 snaps and registered a QB hit and a pass defended...Broke up a QB Josh McCown pass intended for TE Brandon Myers on a third-and-4 in the first quarter to force a Tampa Bay punt...Part of a defense that allowed just 106 total yards, the fewest given up by Green Bay since Dec. 21, 2006 (104 yards vs. Minnesota).

►**vs. Detroit Lions (12/28):** Started as the nickel CB and posted four

tackles (all solo)...Made an impact play on special teams, returning a punt 55 yards for a TD late in the first quarter to kick off Green Bay's scoring...Fielded Sam Martin's punt in the middle of the field at the Green Bay 45, made a cut to elude FB Jed Collins and then took it down the middle as he outran Martin and CB Cassius Vaughn down the left sideline on his way to the end zone...It marked the third punt return TD of his career as he moved into a tie for the No. 1 spot in franchise history with WR Desmond Howard and CB Will Blackmon... Was named NFC Special Teams Player of the Week for his performance, the first Green Bay returner to earn the award since 2008 (Blackmon, Week 1).

### **83 Jeff Janis, WR, Rookie, Saginaw Valley State**

• Finished his career at Saginaw Valley State as the school's all-time leader in receptions (241), receiving yards (4,274) and receiving TDs (46).

• Was twice named the Great Lakes Intercollegiate Athletic Conference's Offensive Back of the Year, earning the award as a junior and senior.

• As a senior in 2013, caught 83 passes for 1,572 yards (18.9 avg.) and 14 TDs, including a career-high eight 100-yard receiving games.

**2014 Season:** Played in three games and was inactive for the other 13 contests...Caught two passes for 16 yards (8.0 avg.).

►**at Seattle Seahawks (9/4) – at Detroit Lions (9/21):** Inactive (healthy scratch).

►**at Chicago Bears (9/28):** Made his NFL debut, seeing time on one offensive play and five special teams plays.

►**vs. Minnesota Vikings (10/2):** Registered the first receptions of his career, finishing with two catches for 16 yards (8.0 avg.)...His first career reception came on a third-and-5 from the Green Bay 25 when he hauled in a 9-yard pass from QB Matt Flynn on a slant with CB Xavier Rhodes covering him.

►**at Miami Dolphins (10/12):** Saw limited action, appearing on three offensive plays and four snaps on special teams.

►**vs. Carolina Panthers (10/19) – vs. Detroit Lions (12/28):** Inactive (healthy scratch).

### **59 Brad Jones, LB, 6th Year, Colorado**

• Started 22 games over the past two seasons (2012-13) at ILB after making the transition from OLB prior to the start of the 2012 campaign.

• In 2013, entered the season as a starter for the first time since 2010 and opened a career-high 12 games at "Mack" LB.

• Finished the season third on the team with 98 tackles (73 solo), three sacks, two passes defended, a forced fumble and the first fumble recovery of his career.

**2014 Season:** Played in 13 games with one start and recorded 13 tackles (10 solo), three QB hits, four pressures and two passes defended...Ranked No. 5 on the team with nine tackles on special teams and added a blocked FG...Missed three games due to a quadriceps injury.

►**at Seattle Seahawks (9/4):** Started at MLB and registered six tackles (four solo).

►**vs. N.Y. Jets (9/14):** Did not practice during the week and was inactive due to a quadriceps injury.

►**at Detroit Lions (9/21):** Inactive for the second straight game due to the quadriceps injury.

►**at Chicago Bears (9/28):** Inactive for the third straight contest (quadriceps).

►**vs. Minnesota Vikings (10/2):** Returned to action after being sidelined for three games and posted a tackle on special teams...Saw limited action on defense, appearing on seven snaps.

►**at Miami Dolphins (10/12):** Saw significant action at MLB with Jamari Lattimore (neck) sidelined for part of the second quarter and the entire second half...Appearing on 34 plays, he registered a solo tackle, a QB hit, two pressures and a pass defended.

►**vs. Carolina Panthers (10/19):** Played 22 snaps on special teams.

►**at New Orleans Saints (10/26):** Appeared on 14 plays on special teams.

►**vs. Chicago Bears (11/9):** Appeared on 23 plays on special teams,

recording a season-high two tackles.

► **vs. Philadelphia Eagles (11/16):** Played 24 snaps on special teams, tied for the team high, and paced the club with a career-high four tackles, including a stop of RB Darren Sproles after just a 6-yard return on a third-quarter punt.

► **at Minnesota Vikings (11/23):** Played 20 snaps on special teams, tied for the team high, and 13 on defense...Posted a solo tackle on defense.

► **vs. New England Patriots (11/30):** Played 17 snaps on special teams and one on defense.

► **vs. Atlanta Falcons (12/8):** Blocked K Matt Bosher's 53-yard field goal attempt in the closing seconds of the first half, becoming the first Packer to block a field goal in the regular season since DT Johnny Jolly did so at St. Louis on Sept. 27, 2009...Added a solo tackle on defense and two stops on special teams (tied for the team lead)...Played a team-high 25 snaps on special teams and 23 on defense.

► **at Buffalo Bills (12/14):** Played 11 snaps on defense and 30 on special teams (tied for the team high)...Posted two solo tackles and a pass defended...Brought down RB Boobie Dixon on a short pass over the middle after just a 5-yard gain on a third-and-14 in the red zone to limit Buffalo to a field goal.

► **at Tampa Bay Buccaneers (12/21):** Appeared on 18 plays on defense, recording an assisted tackle, two QB hits and two pressures... Part of a defense that allowed just 106 total yards, the fewest given up by Green Bay since Dec. 21, 2006 (104 yards vs. Minnesota).

► **vs. Detroit Lions (12/28):** Played a team-high 19 snaps on special teams and 28 on defense.

### **95 Datone Jones, DE, 2nd Year, UCLA**

• One of four Packers rookies to appear in all 16 games as a rookie in 2013, joining T David Bakhtiari, S Chris Banjo and CB Micah Hyde.

• Finished with 19 tackles (10 solo), 3.5 sacks and a fumble recovery. Also blocked an extra-point attempt on special teams.

• His sack total led all Packers rookies and he was one of only two Green Bay rookies to recover a fumble.

**2014 Season:** Played in 13 games, starting three of them, and posted 30 tackles (16 solo), 1.5 sacks, two passes defended, eight QB hits and 15 pressures...Ranked No. 4 on the team in pressures and tied for No. 5 in QB hits...Was inactive for three games due to an ankle injury.

► **at Seattle Seahawks (9/4):** Opened at LDE, his first career NFL start, and recorded a career-high five tackles (four solo).

► **vs. N.Y. Jets (9/14):** Played 25 snaps on defense and registered three tackles (two solo), a QB hit and a pressure.

► **at Detroit Lions (9/21):** Started at LDE and recorded two tackles (one solo), a QB hit and a pressure...Helped limit the Lions to an average of 3.0 yards per carry (115 yards on 38 attempts).

► **at Chicago Bears (9/28):** Appeared on 32 defensive plays and posted two tackles (one solo) and a sack, bringing QB Jay Cutler down for a 4-yard loss on a third-and-1 in the fourth quarter...Came up the middle and beat C Brian de la Puente for the sack...Added a QB hit and a pressure.

► **vs. Minnesota Vikings (10/2):** Started at LDE, but was limited to 17 snaps due to an ankle injury sustained in the second quarter that ended his night...Posted two solo tackles, a QB hit and two pressures.

► **at Miami Dolphins (10/12):** Inactive due to the ankle injury, his first game missed as a pro.

► **vs. Carolina Panthers (10/19):** Inactive (ankle).

► **at New Orleans Saints (10/26):** Inactive (ankle).

► **vs. Chicago Bears (11/9):** Returned to action following the bye week and played 14 snaps on defense...Posted a solo tackle and was part of a line that limited the Bears to a season-low average of 2.3 yards per carry as they ran for just 55 yards on 24 attempts.

► **vs. Philadelphia Eagles (11/16):** Played 27 snaps and registered three tackles (two solo), a QB hit and two pressures (tied for the team lead)...Helped limit the Eagles to an average of 3.5 yards per carry on 31 rushing attempts, Philadelphia's lowest average in five games this season with 30-plus attempts.

► **at Minnesota Vikings (11/23):** Saw limited action on defense (12 snaps) after reaggravating his ankle injury at practice during the week... Recorded a solo tackle.

► **vs. New England Patriots (11/30):** Played 16 snaps on defense and registered two QB pressures.

► **vs. Atlanta Falcons (12/8):** Appeared on 32 plays and recorded five tackles (two solo), a QB hit, a pressure and a pass defended...Knocked down a short QB Matt Ryan pass over the middle in the fourth quarter that was intended for WR Roddy White.

► **at Buffalo Bills (12/14):** Played 21 snaps on defense and registered three tackles (two solo) and two pressures.

► **at Tampa Bay Buccaneers (12/21):** Played 23 snaps and posted two tackles (one solo), a half-sack, a QB hit, two pressures and an interception...Walked back G Patrick O'Connell to get to QB Josh McCown for a shared 7-yard sack with LB Clay Matthews late in the fourth quarter... Posted his first career interception when he picked off McCown's short pass intended for RB Charles Sims over the middle as the QB was being brought down by LB Jayrone Elliott...Returned the pick 18 yards down to the Tampa Bay 13.

► **vs. Detroit Lions (12/28):** Played 26 snaps and recorded an assisted tackle, a QB hit and a pressure.

### **30 John Kuhn, FB, 9th Year, Shippensburg**

• Has played in 123 games with the Packers since 2007, the most by an offensive player on the team over that span.

• Selected to the Pro Bowl in 2011, he became the first Green Bay fullback to be honored since William Henderson in 2004.

• Also earned second-team All-Pro recognition from *The Associated Press* in '11.

• Has played in 123 of 128 games (134 of 139 including playoffs) during his eight seasons in Green Bay.

• Has scored a touchdown each of the last five postseasons (2009-13), the only player in the NFL to accomplish the feat over that span.

**2014 Season:** Played in all 16 games with two starts, rushing 24 times for 85 yards (3.5 avg.) and a TD...Was selected to his second career Pro Bowl (also 2011)...Also had four receptions for 23 yards (5.8 avg.)...Has recorded a tackle on special teams.

► **at Seattle Seahawks (9/4):** Saw eight plays on offense and eight on special teams, scoring on a 2-yard run up the middle late in the first quarter to put the Packers up 7-3.

► **vs. N.Y. Jets (9/14):** Had a 3-yard carry, a 5-yard reception and added a tackle on punt coverage.

► **at Detroit Lions (9/21):** Saw limited action on offense and special teams.

► **at Chicago Bears (9/28):** Saw limited time on offense and special teams.

► **vs. Minnesota Vikings (10/2):** Had two carries for 6 yards (3.0 avg.) and added a 3-yard reception.

► **at Miami Dolphins (10/12):** Appeared on 11 offensive plays and carried the ball four times for 15 yards (3.8 avg.), his highest attempt total since he had four vs. Minnesota on Dec. 2, 2012...Also played nine snaps on special teams.

► **vs. Carolina Panthers (10/19):** Rushed for 4 yards on two carries (2.0 avg.).

► **at New Orleans Saints (10/26):** Played eight snaps on special teams and two on offense.

► **vs. Chicago Bears (11/9):** Posted 20 rushing yards on five attempts (4.0 avg.), his best yardage output since a 46-yard effort vs. Oakland on Dec. 11, 2011.

► **vs. Philadelphia Eagles (11/16):** Played 11 snaps on offense and six on special teams, rushing once for 3 yards.

► **at Minnesota Vikings (11/23):** Started his first game of the season and played 18 snaps on offense...Caught a 9-yard pass on the opening play of the game...Helped clear the way for RB Eddie Lacy's season-high 125 rushing yards on 25 carries (5.0 avg.), with 55 of those coming in the



fourth quarter, a career high for Lacy...With the Packers leading 24-21, cleared holes for Lacy to rush for 27 yards on five carries as Green Bay ran out the final 3:23 on the clock to clinch the win.

►**vs. New England Patriots (11/30):** Played eight snaps on offense and five on special teams.

►**vs. Atlanta Falcons (12/8):** Played 15 snaps on offense and had a 4-yard carry and a 6-yard reception...Delivered a block on LB Joplo Bartu to help seal a lane for Lacy on his 1-yard TD run in the second quarter... Helped block for a pair of 70-yard rushers in Lacy (73) and RB James Starks (75).

►**at Buffalo Bills (12/14):** Played 15 snaps on offense and three on special teams...Helped the offense register a season-best average of 6.3 yards per carry as the Packers posted their second straight 155-yard effort on the ground (158 yards on 25 attempts), the team's first time doing so since Weeks 8-9 in 2013.

►**at Tampa Bay Buccaneers (12/21):** Played 26 snaps on offense and one on special teams, rushing for a season-best 22 yards on four carries (5.5 avg.), highlighted by a season-long 11-yard run early in the fourth quarter down to the Tampa Bay 15 to help set up a Mason Crosby FG.

►**vs. Detroit Lions (12/28):** Appeared on 23 plays on offense and three on special teams, rushing for 6 yards on three carries (2.0 avg.)...Helped block for Green Bay's 152 rushing yards on 38 attempts (4.0 avg.) against a Detroit defense that entered the game ranked No. 1 in the league against the run (63.8 ypg), the most yards given up on the ground by the Lions all season, highlighted by Lacy's 100-yard effort on 26 attempts (3.8 avg.).

## **27 Eddie Lacy, RB, 2nd Year, Alabama**

- Rushed for 1,100-plus yards in both of his first two seasons, becoming just the fourth player in team history to register back-to-back 1,000-yard seasons (Jim Taylor, 1960-62; Ahman Green, 2000-

- Set franchise rookie records in 2013 for rushing yards (1,178), rushing TDs (11) and rushing attempts (284), and tied the team rookie mark for 100-yard rushing games (four).

- Was named the NFL Offensive Rookie of the Year by *The Associated Press* in 2013, joining RB John Brockington (1971) as the only Packers to win the award since its inception in 1957.

- Was selected to the Pro Bowl as an injury replacement for Vikings RB Adrian Peterson last season, the first Green Bay rookie RB to be named to the all-star game since Brockington in '71.

- His 24 career TDs (20 rushing, four receiving) are the most by a Green Bay player in his first two seasons in the NFL and his 2,217 yards rushing are also the most by a Packer in his first two seasons in the league.

**2014 Season:** Started all 16 games and led the team with 1,139 yards and nine TDs on 246 carries (4.6 avg.)...Ranked No. 7 in the league in rushing yards and tied for No. 3 in rushing TDs...Came on strong at the end of the season, rushing for 592 yards on 117 attempts (5.1 avg.) over the final six games, No. 3 in the NFL over that span behind only Broncos RB C.J. Anderson (648) and Cowboys RB DeMarco Murray (612)...Also had 42 receptions for 427 yards (10.2 avg.) and four TDs...Became just the fourth RB in team history to register 1,000-plus rushing yards/40-plus receptions in the same season, joining Edgar Bennett (1995), Dorsey Levens (1997, 1999) and Ahman Green (2000-04, 2006)...Ranked No. 6 among NFL running backs in receiving yards and No. 3 among the league's RBs in yards per catch...Was tied for No. 3 among running backs with 13 total TDs...Ranked No. 6 among backs with 1,566 yards from scrimmage...Registered 100-plus yards from scrimmage in each of the last nine games, the longest single-season streak in team history...Was named a Pro Bowl alternate.

►**at Seattle Seahawks (9/4):** Started in the season opener for the second straight year and rushed for 34 yards on 12 carries (2.8 avg.)...Added three receptions for 11 yards (3.7 avg.)...Left the game early in the fourth quarter due to a concussion.

►**vs. N.Y. Jets (9/14):** Was back in the starting lineup after sustaining a concussion in Week 1, and paced the team with 43 rushing yards on 13 carries (3.3 avg.)...Added two receptions for 18 yards (9.0 avg.).

►**at Detroit Lions (9/21):** Rushed for 36 yards on 11 carries (3.3 avg.),

highlighted by a 17-yarder up the middle in the fourth quarter...Added a 9-yard reception.

►**at Chicago Bears (9/28):** Picked up 48 yards on 17 carries (2.8 avg.) and scored his first TD of the season, opening up the scoring for Green Bay with a 2-yard plunge in the first quarter...Played 50 of 52 offensive snaps and added an 11-yard reception.

►**vs. Minnesota Vikings (10/2):** Rushed for a season-best 105 yards and two TDs on 13 carries (8.1 avg.), matching his career high with the two rushing TDs (Week 16 in 2013 vs. Pittsburgh)...His average of 8.1 yards per carry was a career high (min. 10 attempts) and was the best average by a Green Bay RB in a 100-yard game since Brandon Jackson rushed for 115 yards on 10 attempts (11.5 avg.) at Washington on Oct. 10, 2010...His first TD run, an 11-yarder early in the third quarter, came when he took the ball to the left, bounced off DE Everson Griffen and then eluded DE Brian Robison before cutting it back across the field and into the end zone...Capped off Green Bay's next possession with a 10-yard TD run, lowering his shoulder to run through a tackle attempt by S Robert Blanton as the safety's helmet popped off at the 1-yard line...Posted a season-long 28-yard run in the first quarter, running through a lane between T David Bakhtiari and G Josh Sitton on the left side...Delivered a punishing blow to Blanton as he ran over him at the Minnesota 25 before going 11 more yards to the Vikings' 14...Rushed for a season-high five first downs and a season-best five runs of 10-plus yards.

►**at Miami Dolphins (10/12):** Rushed for 40 yards on 14 carries (2.9 avg.), picking up three first downs on the afternoon.

►**vs. Carolina Panthers (10/19):** Led the team with 63 rushing yards on 12 carries (5.3 avg.), including a 5-yard TD run in the first quarter that gave Green Bay a 14-0 lead...Out of the shotgun, took a handoff from Rodgers and bounced it out to the right side before going untouched into the end zone...Matched his season high by rushing for five first downs.

►**at New Orleans Saints (10/26):** Posted career highs in receptions (eight) and receiving yards (123), becoming the first Green Bay RB to register a 100-yard receiving game since Edgar Bennett (101) did so vs. Atlanta on Dec. 18, 1994...His 123 receiving yards were also the second most by a Green Bay RB since the 1970 AFL-NFL merger, trailing only Eddie Lee Ivery's 128-yard output at Tampa Bay on Oct. 12, 1980...His eight receptions were the most by a Packers RB since Ahman Green had eight at Detroit on Sept. 24, 2006...On Green Bay's second series, posted a career-long 67-yard catch on a screen pass from Rodgers, avoiding a tackle attempt from Saints LB Curtis Lofton at the New Orleans 45 and then fighting off a tackle attempt by S Rafael Bush at the end of the play to pick up extra yardage all the way down to the New Orleans 3...The 67-yard grab was the longest reception by a Green Bay RB since Ryan Grant's 80-yard TD grab vs. Detroit on Jan. 1, 2012...Also led the team with 59 yards rushing on 13 attempts (4.5 avg.), giving him a career-best 182 yards from scrimmage on the evening, the most by a Green Bay RB since Najeh Davenport racked up 186 vs. St. Louis on Nov. 29, 2004...Marked his first career 50-yard rushing/50-yard receiving game.

►**vs. Chicago Bears (11/9):** Posted his second consecutive 50-yard rushing/50-yard receiving day, picking up 50 yards on 14 carries (3.6 avg.) and 68 receiving yards and a TD on three catches (22.7 avg.)...Scored on a 56-yard screen pass in the second quarter to put Green Bay up 35-0, becoming the first RB in franchise history to register a 55-yard reception in back-to-back games...Caught the pass near the Green Bay 42 and took it down the right sideline before cutting across the field near the Chicago 40 and down the left sideline to the end zone.

►**vs. Philadelphia Eagles (11/16):** Led the team with 69 yards and a TD on just 10 carries (6.9 avg.)...His average of 6.9 yards per carry was the second highest of his career in a game with 10-plus carries...Had a season-long 37-yard run late in the third quarter, breaking a tackle attempt by LB Mychal Kendrick and S Malcolm Jenkins at the Green Bay 37, spinning out of it and running down the left sideline before being pushed out at the Philadelphia 32...Added three receptions for 45 yards, highlighted by a 32-yard TD grab early in the fourth quarter...On the play, dropped into the flat to catch a dump-off pass from Rodgers at the Green Bay 27 and then spun out of a tackle attempt by DE Vinny Curry at the Philadelphia 10...

Ran through tackle attempts by Jenkins and CB Nolan Carroll II near the goal line, getting a push from TE Andrew Quarless at the 1-yard line as he plunged into the end zone.

► **at Minnesota Vikings (11/23):** Rushed for a season-high 125 yards and a TD on 25 carries (5.0 avg.), with 55 of those coming in the fourth quarter, a career high for him...Added two receptions for 13 yards (6.5 avg.) and a TD, becoming the first RB in team history to post 100-plus yards from scrimmage and a receiving TD in three consecutive games...Joined Barry Sanders, Walter Payton, Billy Sims and Gale Sayers as the only NFL players to register two 100-yard rushing games against the Vikings in a season...Posted four runs of 10-plus yards, his second most on the season behind only his five vs. Minnesota in Week 5...Scored on a 1-yard TD run late in the first quarter as he dove over the top of the pile into the end zone...His receiving TD, a 10-yarder on a shovel pass midway through the fourth quarter, put Green Bay up 24-14...With the Packers leading 24-21, rushed for 27 yards and two first downs on five carries as Green Bay ran out the final 3:23 on the clock to clinch the win...Earned NFC Offensive Player of the Week honors for his performance, the second time in his career (Week 15, 2013) that he won the weekly award...Joined Ahman Green as the only Green Bay running backs to be named Offensive Player of the Week multiple times.

► **vs. New England Patriots (11/30):** Posted 98 yards rushing on 21 carries (4.7 avg.), including four runs of 10-plus yards...On the Packers' third play from scrimmage, found a big hole on the left side on his game-long 24-yard run...Accounted for 51 of Green Bay's 58 yards on the opening drive (39 rushing, 12 receiving)...Added two receptions for 17 yards (8.5 avg.).

► **vs. Atlanta Falcons (12/8):** Rushed for 73 yards and a TD on 13 carries (5.6 avg.) and added 33 yards and a score on five receptions (6.6 avg.), the third time in the last four games that he registered a rushing TD and a receiving TD in the same game...Became the first Packer to register 100-plus yards from scrimmage in six straight games in a single season...Accounted for 40 yards on Green Bay's opening drive (34 rushing, 6 receiving), highlighted by a 22-yard run on the second play from scrimmage...Left the game late in the fourth quarter due to a hip bruise.

► **at Buffalo Bills (12/14):** Led the team with 97 yards and a TD on 15 attempts (6.5 avg.)...Added 11 yards on two receptions (5.5 avg.), giving him 108 yards from scrimmage on the afternoon as he posted his seventh straight game with 100-plus yards from scrimmage...Posted four runs of 10-plus yards and rushed for five first downs.

► **at Tampa Bay Buccaneers (12/21):** Paced the team with 99 yards and a TD on 17 carries (5.8 avg.)...Extended his team single-season record by recording 100-plus yards from scrimmage (104) in his eighth consecutive game...Rushed for a 44-yard TD near the end of the first quarter, the team's longest run of the year and the longest TD run of his career...Took a toss to the left from Rodgers, made a cut to avoid DE T.J. Fatinikun and then broke a tackle attempt by LB Danny Lananah before outrunning S Bradley McDougald down the sideline for the score.

► **vs. Detroit Lions (12/28):** Led the team with 100 yards rushing on 26 carries (3.8 avg.) and added 26 yards receiving on three catches (8.7 avg.)...Further extended his team single-season record by going over 100 yards from scrimmage in his ninth straight game...Rushed for 38 yards on his first four carries on Green Bay's opening drive, highlighted by a 22-yard gain on the Packers' first play from scrimmage...Found a hole up the middle, ran over S Glover Quin and then dragged a host of Detroit defenders for extra yardage as he took the ball out to the Detroit 41.

## **70 T.J. Lang, G, 6th Year, Eastern Michigan**

• Has started 62 games since 2011, which is tied for No. 1 on the team over that span (CB Tramon Williams).

• Has started 66 games as a pro, opening contests at four different positions (32 at RG, 27 at LG, five at RT, two at LT).

• Saw the first action of his career at center in 2013 and has now played all five positions in a game during his NFL career.

**2014 Season:** Started all 16 games at RG...Was named a Pro Bowl alter-

nate for the first time in his career...Part of an offense that ranked No. 1 in the NFL in points per game (30.4), No. 6 in the league in yards per game (386.1) and tied for No. 1 in the NFL in giveaways with a franchise-record 13...Part of a line that allowed just nine sacks in the last eight games, the second-fewest allowed by an offensive line in the league over the final eight games behind only Denver (eight)...Helped the line finish tied for No. 9 in the league in total sacks allowed with 30 on the season, the fewest given up by Green Bay since 2007 (19)...Part of an offense that set a franchise record with 356 first downs on the season.

► **at Seattle Seahawks (9/4):** Started at RG and played all 62 snaps.

► **vs. N.Y. Jets (9/14):** Played all 71 snaps and protected QB Aaron Rodgers as he threw for 346 yards, the most registered by a QB against the Jets since Saints QB Drew Brees threw for 382 last season in Week 9.

► **at Detroit Lions (9/21):** Started at RG and appeared on all 53 offensive snaps.

► **at Chicago Bears (9/28):** Appeared on all 52 snaps and helped protect Rodgers as he threw for 302 yards and four TDs on 22-of-28 passing for a 151.2 passer rating, the third-best single-game mark of Rodgers' career (min. 20 attempts) and the fifth-best rating in franchise history...Part of a line that allowed just one sack for 0 yards on the afternoon and helped the offense score on six of seven possessions.

► **vs. Minnesota Vikings (10/2):** Helped the offense rack up 42 points and a season-high 156 rushing yards on 28 attempts (5.6 avg.), including RB Eddie Lacy's season-best 105 yards and two TDs on 13 carries (8.1 avg.)...Lacy's average of 8.1 yards per carry was a career high (min. 10 attempts) and was the best average by a Green Bay RB in a 100-yard game since Brandon Jackson rushed for 115 yards on 10 attempts (11.5 avg.) at Washington on Oct. 10, 2010...Cleared out DT Shariff Floyd on Lacy's 17-yard run in the first quarter...Appeared on all 54 offensive snaps.

► **at Miami Dolphins (10/12):** Appeared on all 80 snaps and was part of a line that helped the Green Bay offense rack up a season-high 27 first downs, 369 total yards and a 37:12 time of possession, the best mark by the Packers since Week 8 last season at Minnesota (40:54)...On Green Bay's game-winning TD drive, fell on a Rodgers fumble after the QB was sacked by DEs Cameron Wake and Olivier Vernon on third down, a critical play that kept the drive alive as Rodgers connected with WR Jordy Nelson on the next play for an 18-yard gain on fourth-and-10.

► **vs. Carolina Panthers (10/19):** Started and played all 58 snaps, helping the offense score TDs on four of its first five possessions as Green Bay got out to a 28-0 lead...Blocked for Rodgers as he completed 19 of 22 passes for 255 yards and three TDs, a career-high completion percentage of 86.4 and a passer rating of 154.5 that was the second best of his career (min. 20 attempts).

► **at New Orleans Saints (10/26):** Started his 24th consecutive game at RG, but sustained an ankle injury on the extra point following Randall Cobb's 70-yard TD catch on Green Bay's opening possession, and did not return.

► **vs. Chicago Bears (11/9):** Was in the starting lineup despite missing practice time during the week due to the ankle injury sustained at New Orleans in Week 8...Played 44 snaps, helping the offense rack up 55 points, which is tied for the third most in franchise history, and 451 total yards...Part of a line that didn't allow a sack and helped Rodgers throw for six TDs, which tied the single-game franchise record, with all of them coming in the first half as he tied Raiders QB Daryle Lamonica (1969) for the most in a first half in NFL history...Helped the offense score TDs on each of its first five possessions on the way to a 42-0 halftime lead, which tied the second-biggest halftime lead in league history...Got up the field to block S Ryan Mundy and help spring Lacy on a second-quarter screen pass that he took 56 yards for a touchdown.

► **vs. Philadelphia Eagles (11/16):** Started and played 57 snaps, departing in the fourth quarter (coach's decision) with the Packers holding a 53-20 lead...Helped the offense register 475 total yards, its second-highest output of the season, and 53 points as the Packers posted back-to-back 50-point games for the first time in franchise history...Protected Rodgers as he was sacked just once and as he threw for 341 yards and three TDs with no INTs, his seventh game on the season with three-plus

TDs/zero INTs (tied for second in NFL history behind only Tom Brady's eight in 2007).

► **at Minnesota Vikings (11/23):** Started and played 59 snaps as part of a line that allowed just one sack, bringing Green Bay's total to two sacks given up in the last three games...Helped clear the way for Lacy's season-high 125 rushing yards on 25 carries (5.0 avg.), with 55 of those coming in the fourth quarter, a career high for Lacy...With the Packers leading 24-21, cleared holes for Lacy to rush for 27 yards on five carries as Green Bay ran out the final 3:23 on the clock to clinch the win...Departed for six plays in the first quarter after injuring his ankle with just under 11 minutes remaining, but returned on the next series and played the remainder of the game.

► **vs. New England Patriots (11/30):** Started and played all 73 snaps as the offense racked up 478 total yards, the most given up by New England on the season...Protected Rodgers as he threw for 368 yards (a season high at home) and two TDs on 24-of-38 passing, highlighted by 282 yards passing in the first half alone, Rodgers' fourth 275-yard first half in the last five games...Also helped clear the way for Lacy's 98 rushing yards on 21 carries (4.7 avg.), including four runs of 10-plus yards...Got up the field to block LB Dont'a Hightower as the line created a gaping hole for Lacy on his game-long 24-yard run on Green Bay's opening drive.

► **vs. Atlanta Falcons (12/8):** Started and appeared on all 68 snaps, helping the offense rack up season highs for total yards (502) and first downs (28)...Helped clear the way for a season-best 179 rushing yards on 30 attempts (6.0 avg), highlighted by a pair of 70-yard rushers in RBs James Starks (75 yards on 10 carries) and Lacy (73 yards on 13 carries)...Protected Rodgers as the line allowed just one sack and helped the QB throw for 327 yards and three TDs with no INTs on 24-of-36 passing (123.3 rating).

► **at Buffalo Bills (12/14):** Started and played all 71 snaps, helping the offense register a season-best average of 6.3 yards per carry as the Packers posted their second straight 155-yard effort on the ground (158 yards on 25 attempts), the team's first time doing so since Weeks 8-9 in 2013...Part of a line that allowed just one sack to a Buffalo defense that entered the game ranked No. 1 in the league in the category (48 in the first 13 games).

► **at Tampa Bay Buccaneers (12/21):** Started and played all 74 snaps, helping the offense rack up 431 total yards, Green Bay's sixth 400-yard game in the last eight contests...Part of a line that allowed just one sack of Rodgers for the third straight game and protected him as he threw for 318 yards and a TD on 31-of-40 passing...Blocked for Lacy as he rushed for 99 yards on 17 carries (5.8 avg.), highlighted by a season-long 44-yard TD run late in the first quarter.

► **vs. Detroit Lions (12/28):** Started and played all 66 snaps, helping the offense register 377 total yards against a Detroit defense that entered the game ranked No. 2 in the NFL (295.9 ypg)...Part of a line that cleared the way for Green Bay's 152 rushing yards on 38 attempts (4.0 avg.) against a Detroit defense that entered the game ranked No. 1 in the league against the run (63.8 ypg), the most yards given up on the ground by the Lions all season, highlighted by Lacy's 100-yard effort on 26 attempts (3.8 avg.)...Member of a line that allowed just one sack (QB Matt Flynn in the third quarter) for the fourth consecutive game, the longest single-season streak of zero sacks or one sack allowed since Weeks 8-11 in 2007...Protected Rodgers as he threw for 226 yards and two TDs with no INTs for a 139.6 passer rating... Blocked DT Ndamukong Suh on Starks' 21-yard run down to the Detroit 7 on Green Bay's opening drive.

### **57 Jamari Lattimore, LB, 4th Year, Middle Tenn. State**

• Has evolved into one of the club's core players on special teams, having played in 29 games over the past two seasons (2012-13) and posted 15 coverage tackles, two onside kick recoveries and a blocked punt over that span.

• Was voted as one of six postseason captains by his teammates on the eve of the 2012 playoffs, joining CB Jarrett Bush as the two representatives for the special-teams units.

• Made the transition from outside linebacker as a rookie in 2011 to the

inside in 2012 and continues to provide depth at both positions.

**2014 Season:** Played in 11 games with five starts and registered 43 tackles (26 solo), an interception and two passes defended...Added four tackles on special teams...Was inactive for three games (two due to injury), and was placed on injured reserve (ankle) on Dec. 13.

► **at Seattle Seahawks (9/4):** Appeared on a team-high 25 plays on special teams.

► **vs. N.Y. Jets (9/14):** Started at LOLB as the Packers opened in a 4-3 alignment, his second start in the last three regular-season games (Week 17 at Chicago last season)...Tied for the lead among linebackers with nine tackles (five solo).

► **at Detroit Lions (9/21):** Started at MLB and led the team with a season-high 11 tackles (eight solo)...Left the game in the third quarter (cramps) but did return.

► **at Chicago Bears (9/28):** Started for the third straight week and finished third on the team with nine tackles (five solo)...Played 64 defensive snaps and added a pass defended.

► **vs. Minnesota Vikings (10/2):** Started his fourth straight game and posted the first interception of his career, picking off QB Christian Ponder with just over six minutes remaining in the second quarter to set up an Aaron Rodgers TD pass to WR Davante Adams three plays later...Picked off the pass over the middle intended for RB Jerick McKinnon at the Minnesota 30 and returned the interception 10 yards...Added seven tackles (four solo) and a pressure.

► **at Miami Dolphins (10/12):** Started, but appeared on just 11 defensive plays before departing the game early in the second quarter due to a neck injury and did not return...Posted two assisted tackles on defense and a tackle on special teams in limited action.

► **vs. Carolina Panthers (10/19):** Returned to action after departing early the previous game due to a neck injury, appearing on 26 snaps on defense and 16 on special teams...Posted three solo tackles on defense and an additional tackle on special teams.

► **at New Orleans Saints (10/26):** Appeared on 23 defensive snaps and 12 on special teams, recording two tackles (one solo) on defense.

► **vs. Chicago Bears (11/9):** Inactive (healthy scratch).

► **vs. Philadelphia Eagles (11/16):** Played 24 snaps on special teams, tied for the team lead, and registered a tackle...Blocked LS Jon Dorenbos down the field to help spring DB Micah Hyde on his 75-yard punt return for a TD in the second quarter.

► **at Minnesota Vikings (11/23):** Tied for the team lead by playing 20 snaps on special teams and recorded a tackle.

► **vs. New England Patriots (11/30):** Injured his ankle blocking on a kickoff return late in the second quarter and did not return...Played 11 snaps on special teams before departing the game.

► **vs. Atlanta Falcons (12/8):** Inactive (ankle).

### **63 Corey Linsley, C, Rookie, Ohio State**

• Was named first-team All-Big Ten by both the coaches and the media as a senior in 2013, helping the Buckeyes rank No. 5 in the nation in rushing (308.6 yards per game).

• One of five team captains, he was part of an Ohio State line that helped the team set school records for points scored (637), yards per carry (6.8), touchdowns (87) and TD passes (38) in '13.

**2014 Season:** Started all 16 games at C, becoming the first rookie center to start every game for the Packers since the league went to a 16-game schedule in 1978 ...Part of an offense that ranked No. 1 in the NFL in points per game (30.4), No. 6 in the league in yards per game (386.1) and tied for No. 1 in the NFL in giveaways with a franchise-record 13...Part of a line that allowed just nine sacks in the last eight games, the second-fewest allowed by an offensive line in the league over the final eight games behind only Denver (eight)...Helped the line finish tied for No. 9 in the league in total sacks allowed with 30 on the season, the fewest given up by Green Bay since 2007 (19)...Part of an offense that set a franchise record with 356 first downs on the season.

► **at Seattle Seahawks (9/4):** Became the first Green Bay rookie to



open at C in Week 1 since the 1970 AFL-NFL merger...Became the first NFL rookie drafted in the fifth round or later to start at center in the season opener since Philadelphia's Jason Kelce in 2011...Appeared on all 62 offensive snaps.

►**vs. N.Y. Jets (9/14):** Played all 71 snaps and protected QB Aaron Rodgers as he threw for 346 yards, the most posted by a QB against the Jets since Saints QB Drew Brees threw for 382 last season in Week 9.

►**at Detroit Lions (9/21):** Started at C and appeared on all 53 offensive snaps.

►**at Chicago Bears (9/28):** Appeared on all 52 snaps and helped protect Rodgers as he threw for 302 yards and four TDs on 22-of-28 passing for a 151.2 passer rating, the third-best single-game mark of Rodgers' career (min. 20 attempts) and the fifth-best rating in franchise history... Part of a line that allowed just one sack for 0 yards on the afternoon and helped the offense score on six of seven possessions.

►**vs. Minnesota Vikings (10/2):** Helped the offense register 42 points and a season-high 156 rushing yards on 28 attempts (5.6 avg.), including RB Eddie Lacy's season-best 105 yards and two TDs on 13 carries (8.1 avg.)...Lacy's average of 8.1 yards per carry was a career high (min. 10 attempts) and was the best average by a Green Bay RB in a 100-yard game since Brandon Jackson rushed for 115 yards on 10 attempts (11.5 avg.) at Washington on Oct. 10, 2010...Quickly got to the second level to block LB Anthony Barr and help spring Lacy for a 17-yard gain in the first quarter.

►**at Miami Dolphins (10/12):** Appeared on all 80 snaps and was part of a line that helped the Green Bay offense rack up a season-high 27 first downs, 369 total yards and a 37:12 time of possession, the best mark posted by the Packers since Week 8 last season at Minnesota (40:54).

►**vs. Carolina Panthers (10/19):** Started and played all 58 snaps, helping the offense score TDs on four of its first five possessions as Green Bay got out to a 28-0 lead...Blocked for Rodgers as he completed 19 of 22 passes for 255 yards and three TDs, a career-high completion percentage of 86.4 and a passer rating of 154.5 that was the second best of his career (min. 20 attempts).

►**at New Orleans Saints (10/26):** Played all 68 snaps and helped protect Rodgers on his way to 418 yards on 28-of-39 passing, the second-best yardage output of the QB's career and tied for the third-best total in franchise history...Helped Lacy (123) and WR Randall Cobb (126) become the first Green Bay RB/WR duo to both post 100 yards receiving in the same game since RB Eddie Lee Ivey (128) and WR Aundra Thompson (102) did so at Tampa Bay on Oct. 12, 1980.

►**vs. Chicago Bears (11/9):** Started and played all 67 snaps, helping the offense rack up 55 points, which is tied for the third most in franchise history, and 451 total yards...Part of a line that didn't allow a sack and helped Rodgers throw for six TDs, which tied the single-game franchise record, with all of them coming in the first half as he tied Raiders QB Daryle Lamonia (1969) for the most in a first half in NFL history...Helped the offense score TDs on each of its first five possessions on the way to a 42-0 halftime lead, which tied the second-biggest halftime lead in league history...Delivered a key block on LB Lance Briggs to help spring Lacy on a second-quarter screen pass that he took 56 yards for a touchdown.

►**vs. Philadelphia Eagles (11/16):** Started and played all 68 snaps, one of only two offensive players (T Bryan Bulaga) to do so...Helped the offense register 475 total yards, its second-highest output of the season, and 53 points as the Packers posted back-to-back 50-point games for the first time in franchise history...Protected Rodgers as he was sacked just once and as he threw for 341 yards and three TDs with no INTs, his seventh game on the season with three-plus TDs/zero INTs (tied for second in NFL history behind only Tom Brady's eight in 2007).

►**at Minnesota Vikings (11/23):** Started and played all 65 snaps as part of a line that allowed just one sack, bringing Green Bay's total to two sacks given up in the last three games...Helped clear the way for Lacy's season-high 125 rushing yards on 25 carries (5.0 avg.), with 55 of those coming in the fourth quarter, a career high for Lacy...With the Packers leading 24-21, cleared holes for Lacy to rush for 27 yards on five carries as Green Bay ran out the final 3:23 on the clock to clinch the win.

►**vs. New England Patriots (11/30):** Started and played all 73 snaps as the offense racked up 478 total yards, the most given up by New England on the season...Protected Rodgers as he threw for 368 yards (a season high at home) and two TDs on 24-of-38 passing, highlighted by 282 yards passing in the first half alone, Rodgers' fourth 275-yard first half in the last five games...Also helped clear the way for Lacy's 98 rushing yards on 21 carries (4.7 avg.), including four runs of 10-plus yards...Got up the field to block LB Jamie Collins as the line created a gaping hole for Lacy on his game-long 24-yard run on Green Bay's opening drive.

►**vs. Atlanta Falcons (12/8):** Started and appeared on all 68 snaps, helping the offense rack up season highs for total yards (502) and first downs (28)...Helped clear the way for a season-best 179 rushing yards on 30 attempts (6.0 avg), highlighted by a pair of 70-yard rushers in RBs James Starks (75 yards on 10 carries) and Lacy (73 yards on 13 carries)... Protected Rodgers as the line allowed just one sack and helped the QB throw for 327 yards and three TDs with no INTs on 24-of-36 passing (123.3 rating).

►**at Buffalo Bills (12/14):** Started and played all 71 snaps, helping the offense register a season-best average of 6.3 yards per carry as the Packers posted their second straight 155-yard effort on the ground (158 yards on 25 attempts), the team's first time doing so since Weeks 8-9 in 2013...Part of a line that allowed just one sack to a Buffalo defense that entered the game ranked No. 1 in the league in the category (48 in the first 13 games).

►**at Tampa Bay Buccaneers (12/21):** Started and played all 74 snaps, helping the offense rack up 431 total yards, Green Bay's sixth 400-yard game in the last eight contests...Part of a line that allowed just one sack of Rodgers for the third straight game and protected him as he threw for 318 yards and a TD on 31-of-40 passing...Blocked for Lacy as he rushed for 99 yards on 17 carries (5.8 avg.), highlighted by a season-long 44-yard TD run late in the first quarter.

►**vs. Detroit Lions (12/28):** Started and played all 66 snaps, helping the offense register 377 total yards against a Detroit defense that entered the game ranked No. 2 in the NFL (295.9 ypg)...Part of a line that cleared the way for Green Bay's 152 rushing yards on 38 attempts (4.0 avg.) against a Detroit defense that entered the game ranked No. 1 in the league against the run (63.8 ypg), the most yards given up on the ground by the Lions all season, highlighted by Lacy's 100-yard effort on 26 attempts (3.8 avg.)...Member of a line that allowed just one sack (QB Matt Flynn in the third quarter) for the fourth consecutive game, the longest single-season streak of zero sacks or one sack allowed since Weeks 8-11 in 2007... Protected Rodgers as he threw for 226 yards and two TDs with no INTs for a 139.6 passer rating.

## **8 Tim Masthay, P, 5th Year, Kentucky**

- Ranks No. 1 in team history (min. 150 attempts) in both career gross punting average (44.3) and career net punting average (38.3).

- Set a franchise record (since 1976) with a 38.95-yard net punting average in 2013, and holds the top four single-season marks (2010-13) in team annals.

- Holds two of the top four single-season gross punting averages in team history (45.6 in 2011, 44.6 in 2013).

- Ranks No. 1 in team annals (since 1976) for the most career punts placed inside the 20 with 114, having surpassed Craig Hentrich's mark (104) in Week 5 vs. Minnesota.

**2014 Season:** Registered a 44.1-yard gross average and a net average of 37.0 yards on 49 punts on the season...Placed 14 punts inside the 20 with just four touchbacks, matching the fewest of his career (2011)...His 49 punts on the season were the fewest by any punter in the league that played in 10 or more games...Also served as the holder in all 16 games.

►**at Seattle Seahawks (9/4):** Punted four times on the evening and posted a 38.3-yard gross average and a net average of 37.5...Booted a 57-yarder in the fourth quarter and placed one punt inside the 20...Also kicked off once on the evening.

►**vs. N.Y. Jets (9/14):** Posted a career-best (min. four punts) net

punting average of 46.5 yards, topping his previous high of 46.2 yards at Kansas City on Dec. 18, 2011...The 46.5-yard net average was also the third-best mark in team history (since 1976)...Had a 49.3-yard gross average on his four punts.

► **at Detroit Lions (9/21):** Punted five times and recorded a gross average of 43.0 and a net average of 39.8...Placed two punts inside the 20.

► **at Chicago Bears (9/28):** Did not have any punts on the afternoon, the second straight season he has had a game with zero punts (at Minnesota, Oct. 27, 2013).

► **vs. Minnesota Vikings (10/2):** Tied a franchise record (since 1976) with five punts placed inside the 20, matching his mark set at the N.Y. Jets (Oct. 31, 2010) and David Beverly's set vs. Chicago (Oct. 28, 1978)...With the five punts inside the 20, brought his career total to 108 as he surpassed Hentrich (104) for the franchise record...Posted three 58-yard punts, with all of them coming in the first half...Finished with a 45.8-yard net average on the night, his career high for a game with six-plus punts.

► **at Miami Dolphins (10/12):** Posted a 43.0-yard gross average on his four punts with one inside the 20, but saw his net average (30.4) affected by a blocked punt in the second quarter, his first since Oct. 14, 2012, at Houston.

► **vs. Carolina Panthers (10/19):** Registered a season-high gross average of 55.2 yards on five punts and a 44.0-yard net average, his third game this season with a net average of 44.0 yards or better.

► **at New Orleans Saints (10/26):** For the second time in five games, did not have any punts...It marked the first time in the Super Bowl era that the Packers posted two zero-punt games in a single season.

► **vs. Chicago Bears (11/9):** Posted a 40.3-yard gross average and a 36.0-yard net average on his three punts, including one placed inside the 20.

► **vs. Philadelphia Eagles (11/16):** Punted once for 40 yards...Had a punt blocked in the fourth quarter.

► **at Minnesota Vikings (11/23):** Recorded a 42.3-yard gross average and a net average of 41.0 yards on four punts, highlighted by two punts placed inside the 20-yard line...Had a 41-yarder downed at the Vikings' 10-yard line in the first quarter and a 40-yarder downed at the Minnesota 12 in the second quarter.

► **vs. New England Patriots (11/30):** Punted once for 38 yards (35.0-yard net).

► **vs. Atlanta Falcons (12/8):** Punted once for 31 yards (31.0-yard net), the fourth time in the last six games that he either did not punt or only punted once...Did not punt in the first half for the fourth consecutive home game.

► **at Buffalo Bills (12/14):** Matched his season high by punting six times for 257 yards (42.8 avg.), highlighted by a season-long 63-yarder late in the first half that was downed at the Buffalo 2.

► **at Tampa Bay Buccaneers (12/21):** Punted two times for a 34.5-yard gross and net average.

► **vs. Detroit Lions (12/28):** Posted a 39.0-yard gross average and a 27.7-yard net average on three punts, with one punt placed inside the 20.

## **52 Clay Matthews, LB, 6th Year, Southern California**

- Ranks third in franchise history with 61.0 career sacks.
- Has registered a double-digit sack total four times in his career (2009-10, 2012, 2014), tying DEs Reggie White and Kabeer Gbaja-Biamila for the franchise record (since 1982).
- Became the first player in franchise history to earn Pro Bowl recognition in each of his first four seasons in the league (2009-12). Has been named to the Pro Bowl five times in six seasons (also 2014).
- Is tied for No. 5 in the league in sacks since entering the league in 2009 with 61.0.
- Is the only player in franchise history to score a defensive TD (interception or fumble return) in each of his first three seasons in the league.
- Named first-team All-Pro by *The Associated Press* in 2010, the first Green Bay LB to earn that honor since Tim Harris in 1989. Finished second to Pittsburgh safety Troy Polamalu in the AP's Defensive Player of the Year

voting in 2010.

**2014 Season:** Started all 16 games, opening four at LOLB, six at ROLB and six at MLB, and recorded 69 tackles (53 solo), a team-best 11.0 sacks, an interception, two forced fumbles, six passes defended, 17 QB hits and 21 pressures...Was named to the Pro Bowl for the fifth time in his career...Ranked No. 5 on the team in tackles, tied for No. 2 in QB hits and No. 2 in pressures...Was tied for No. 12 in the league in sacks...Posted 6.5 sacks in the month of December, which ranked No. 4 in the league...Was one of only three players in the NFL with at least 10 sacks, an interception and a forced fumble (Texans DE J.J. Watt, Broncos DE DeMarcus Ware)...Contributed to a run defense that allowed 86.4 yards per game over the final eight contests, No. 5 in the NFL over that span, and 3.6 yards per carry, No. 6 in the league over that span.

► **at Seattle Seahawks (9/4):** Brought down WR Percy Harvin for a 2-yard loss on a short pass early in the second quarter, also forcing a fumble on the play, one that Harvin recovered...Finished the game with five tackles (three solo) and a pressure.

► **vs. N.Y. Jets (9/14):** Started at ROLB as the Packers opened in a 4-3 alignment and registered five tackles (four solo), a sack, a pass defended, a QB hit and two pressures...Came free from the right side early in the fourth quarter and batted down a Geno Smith pass...On the Jets' next series, chased down QB Michael Vick for a 3-yard sack.

► **at Detroit Lions (9/21):** Started at LOLB and posted four tackles (three solo), a QB hit, two pressures and a pass defended...Left the game in the fourth quarter due to a groin injury and did not return.

► **at Chicago Bears (9/28):** Registered his first interception since Dec. 25, 2011 (vs. Chicago), picking off a Jay Cutler pass in the third quarter that was deflected by CB Tramon Williams...The pass, intended for WR Josh Morgan near the 20-yard line, bounced back to Matthews at the Green Bay 25 and was returned 40 yards by him down the left sideline to the Chicago 35...The turnover resulted in seven points for Green Bay as QB Aaron Rodgers connected with WR Jordy Nelson on an 11-yard TD pass six plays later...Added two tackles (one solo).

► **vs. Minnesota Vikings (10/2):** Played 56 snaps and registered two tackles (one solo), three QB hits and a pressure.

► **at Miami Dolphins (10/12):** Appeared on 49 snaps and recorded a forced fumble, a QB hit and a pass defended...Batted a QB Ryan Tannehill pass at the line intended for WR Mike Wallace late in the fourth quarter...Later on the series, put a hit on Tannehill as he flushed him from the pocket and forced the QB to throw the ball out of bounds, helping to preserve time on the clock for an offense that would need it on its game-winning drive...On the final play of the game, forced a fumble by RB Lamar Miller as he attempted a lateral to C Samson Satele, a fumble that was recovered by LB Julius Peppers at the Miami 47.

► **vs. Carolina Panthers (10/19):** Shared a 7-yard sack of QB Cam Newton in the fourth quarter with LB Julius Peppers, walking back LT David Foucault to get to Newton...Posted four tackles (three solo), two QB hits and a team-high three pressures.

► **at New Orleans Saints (10/26):** Started at ROLB and recorded five tackles (three solo) and a sack...On the sack, came off the right side to beat T Terron Armstead before chasing down QB Drew Brees and tripping him up for a 5-yard loss on first down late in the first half as the Saints were forced to settle for a field goal.

► **vs. Chicago Bears (11/9):** Started on the inside for the first time in his career, opening at MLB next to BLB A.J. Hawk...Recorded 10 tackles (nine solo), a sack, a QB hit and two pressures...Lined up at ROLB late in the first quarter, beat T Jermon Bushrod to get to QB Jay Cutler and bring him down for a 5-yard loss on third down to force a Chicago punt...From his spot on the inside, came around the right side of the line untouched on an end-around to WR Chris Williams, perfectly diagnosing the run and delivering a punishing tackle for an 8-yard loss on the play...Helped limit the Bears to a season-low average of 2.3 yards per carry as they ran for just 55 yards on 24 attempts.

► **vs. Philadelphia Eagles (11/16):** Started at MLB for the second straight week, registering five tackles (four solo), a sack, a QB hit and

a pass defended...On third-and-2 at the Green Bay 5 early in the second quarter, came free off the left side to sack QB Mark Sanchez for a 10-yard loss as the Eagles were forced to settle for a field goal...The sack gave him 54.5 for his career as he moved past DE Aaron Kampman (54.0) for the No. 4 spot on the all-time franchise list (since 1982)...Helped limit the Eagles to an average of 3.5 yards per carry on 31 rushing attempts, Philadelphia's lowest average in five games this season with 30-plus attempts.

►**at Minnesota Vikings (11/23):** Opened at MLB for the third straight game and posted four tackles (two solo), two QB hits, two pressures and a pass defended.

►**vs. New England Patriots (11/30):** Started at MLB for the fourth straight contest and registered six tackles (five solo), a QB hit and a pressure...In the second quarter, came from the ROLB spot to beat T Marcus Cannon on his way to QB Tom Brady, getting a piece of the ball as it came out of Brady's arm and forcing it to fall well short of his intended target, WR Julian Edelman...In the fourth quarter, fought off a block by G Ryan Wendell to stop RB Brandon Bolden for a 1-yard loss.

►**vs. Atlanta Falcons (12/8):** Started at MLB for the fifth straight game, appearing on all 67 snaps, and posted five tackles (four solo), a sack, a QB hit and a pressure...On a third-and-10 in the third quarter, sacked QB Matt Ryan for a 1-yard loss at the Green Bay 32 to force an Atlanta field goal...Came from ROLB on the play, where he was matched up with his cousin, LT Jake Matthews, fighting off a block and continuing to pursue Ryan in the pocket to make the sack.

►**at Buffalo Bills (12/14):** Returned to the ROLB spot in the starting lineup and played all 68 snaps, one of three Green Bay defensive players to do so...Finished with four tackles (all solo), two sacks, two QB hits and a pressure...On a third-and-17 at the Green Bay 36 late in the third quarter, came up the middle to bring QB Kyle Orton down for an 8-yard sack as the defense pushed the Bills out of field-goal range...On a third down in the fourth quarter, came from his ROLB spot and fought off a block from LT Cordy Glenn to bring Orton down for a 2-yard sack as Buffalo was forced to settle for a field goal.

►**at Tampa Bay Buccaneers (12/21):** Started at ROLB and led the team with a season-high 2.5 sacks...Finished with four tackles (three solo), a QB hit and two pressures...Recorded multiple sacks in back-to-back regular-season games for the third time in his career (Weeks 1-2 in 2010 and 2012)...On the first sack, blew past OL Garrett Gilkey to bring QB Josh McCown down for a 6-yard loss in the second quarter...Made an inside move to beat T Demar Dotson as he brought McCown down for a 5-yard sack on third-and-18 midway through the third quarter...Shared a 7-yard sack of McCown with DE Datone Jones late in the fourth quarter...Part of a defense that allowed just 106 total yards, the fewest given up by Green Bay since Dec. 21, 2006 (104 yards vs. Minnesota)...Helped the defense allow just 16 yards rushing, the third fewest given up in a game by the Packers since the 1970 AFL-NFL merger.

►**vs. Detroit Lions (12/28):** Started at MLB and posted four tackles (all solo), a sack and two pressures...Posted a sack for the fourth straight game, tying the longest single-season streak of his career, and for the seventh time in the last nine games...On the sack, initially dropped back into coverage before charging forward to bring QB Matthew Stafford down for a 6-yard loss on third-and-1 to force a Detroit punt on its opening possession...On the next series, made an inside move to blow past TE Kellen Davis and get into the backfield to bring down RB Joiqee Bell for a 4-yard loss.

### **55 Andy Mulumba, LB, 2nd Year, Eastern Michigan**

• Appeared in 14 games with three starts as a rookie in 2013, recording 34 tackles (17 solo), a sack and a fumble recovery.

• One of three rookie free agents to make the opening-day roster last season, he was tied with CB Micah Hyde for the most starts by a Green Bay rookie on the defensive side of the ball with three.

• Was tied for No. 6 on the team with five tackles on special teams in 2013.

**2014 Season:** Appeared in the first two games on special teams and registered one tackle...Was placed on season-ending injured reserve on

Sept. 19 due to a knee injury.

►**at Seattle Seahawks (9/4):** Saw seven snaps on special teams.

►**vs. N.Y. Jets (9/14):** Appeared on 21 plays on special teams...Brought WR Jalen Saunders down for no gain at the New York 36 on a fourth-quarter punt...Sustained a significant knee injury, one that would end his season, in the fourth quarter covering the next Tim Masthay punt.

### **96 Mike Neal, LB/DE, 5th Year, Purdue**

• Has registered 14.0 sacks since 2012, tied for No. 2 on the team over that span with DT Mike Daniels.

• Made the move from DE to a hybrid OLB/DE role in 2013 and established personal bests for games played (16), starts (10), tackles (61), solo tackles (39), sacks (five) and INTs (one).

• Appeared in 11 games in 2012, finishing with 18 tackles (10 solo) and ranking second on the team behind LB Clay Matthews with 4½ sacks.

**2014 Season:** Played in all 16 games for the second straight season and started three contests...Registered 41 tackles (27 solo), 4.5 sacks, eight QB hits and 11 pressures...Ranked No. 4 on the team in sacks, tied for No. 5 in QB hits and No. 6 in pressures.

►**at Seattle Seahawks (9/4):** Registered five tackles (three solo) and two pressures.

►**vs. N.Y. Jets (9/14):** Started at RDE as the defense opened in a 4-3 alignment...Posted three tackles (two solo), two QB hits and a pressure.

►**at Detroit Lions (9/21):** Posted his first sack of the season, bringing down QB Matthew Stafford for a 2-yard loss on a third down in the second quarter to force the Lions to settle for a field goal...On the play, ran a stunt with LB Clay Matthews and beat LT Riley Reiff before chasing Stafford down from behind at the Green Bay 12...Finished with five tackles (three solo) and a pressure.

►**at Chicago Bears (9/28):** Appeared on 39 defensive snaps and posted two solo tackles.

►**vs. Minnesota Vikings (10/2):** Played 47 snaps on defense and registered two solo tackles and two QB hits.

►**at Miami Dolphins (10/12):** Posted his second sack of the season, coming off the right side to beat LT Branden Albert and fight off a block by RB Knowshon Moreno on his way to dropping QB Ryan Tannehill for a 7-yard loss late in the first half.

►**vs. Carolina Panthers (10/19):** Played 32 snaps, recording a solo tackle and two pressures.

►**at New Orleans Saints (10/26):** Appeared on 33 plays and registered two assisted tackles.

►**vs. Chicago Bears (11/9):** Played 47 snaps and recorded four tackles (three solo) and a team-high three pressures.

►**vs. Philadelphia Eagles (11/16):** Appeared on 46 plays and posted four tackles (three solo) and a sack...On third-and-6 at the Philadelphia 34 late in the first quarter, came up the middle to beat C Jason Kelce on his way to bringing down QB Mark Sanchez for a 9-yard loss.

►**at Minnesota Vikings (11/23):** Started his second game of the season, opening up at LOLB in Green Bay's base defense in place of an injured Nick Perry (shoulder)...Played a season-high 55 snaps and registered three tackles (two solo) and a QB hit.

►**vs. New England Patriots (11/30):** Played 19 snaps on defense, finishing with two assisted tackles, but had a hand in one of the key plays of the game...With the Packers leading 26-21 late in the fourth quarter and New England facing a third-and-9 at the Green Bay 20, came from the ROLB spot and beat T Nate Solder on his way to Brady, grabbing a hold of the QB's jersey as he combined with DT Mike Daniels for a 9-yard sack, one that forced the Patriots to settle for a field-goal attempt, a 47-yarder that was missed by K Stephen Gostkowski.

►**vs. Atlanta Falcons (12/8):** Played 46 snaps and registered three solo tackles and two pressures...Brought down RB Steven Jackson for a 1-yard loss on a third-quarter run.

►**at Buffalo Bills (12/14):** Appeared on 23 plays on defense and registered an assisted tackle and a QB hit.

►**at Tampa Bay Buccaneers (12/21):** Played 35 snaps and registered



a sack and a QB hit...Ran a stunt and blew past G Logan Mankins to bring QB Josh McCown down for a 9-yard loss on third-and-4 to force a Tampa Bay punt.

►**vs. Detroit Lions (12/28):** Appeared on 53 plays and posted two solo tackles.

### **87 Jordy Nelson, WR, 7th Year, Kansas State**

- One of just two players in franchise history (WR Sterling Sharpe, 1989 and 1992) to register two seasons with 85-plus receptions and 1,300-plus receiving yards (2011, 2014). Also joins Sharpe as the only players in team history to record two seasons with 13-plus TD catches (2011, 2014).

- Led the NFL with 19 catches of 25-plus yards in 2013, the most by a Green Bay player since STATS LLC began recording the statistic in 1994.

- Ranks No. 4 in the league and No. 2 among wide receivers (Dez Bryant, 50) with 43 TD catches since 2011.

- Ranks No. 8 in franchise history in receptions (400), No. 9 in receiving yards (6,109) and tied for No. 7 in TD catches (49).

**2014 Season:** Started all 16 games and led the team in receptions (98), receiving yards (1,519) and receiving TDs (13)...Was selected to his first career Pro Bowl...Set a franchise record for the most receiving yards in a season, surpassing WR Robert Brooks' mark of 1,497 yards in 1995...Became just the eighth player in NFL history to record 95-plus receptions, 1,500-plus receiving yards and 13-plus receiving TDs in a season...Joined WR James Lofton (1983-84) as the only players in team history to register back-to-back 1,300-yard receiving seasons...His reception total ranks No. 4 in team single-season history...Had 80-plus catches each of the last two seasons to join WRs Donald Driver (2004-07) and Sterling Sharpe (1992-94) as the only players to do so in consecutive seasons...Ranked No. 4 in the league in receiving yards and No. 7 in the NFL in receptions...Was tied for No. 2 in the league (Steelers WR Antonio Brown) in TD catches, trailing only Bryant (16)...Teamed with Randall Cobb to become the first WR duo in NFL history to both register 90-plus catches, 1,200-plus receiving yards and 12-plus TD catches...Had a career-high seven 100-yard receiving games on the season, which is tied with Sharpe (1992) for No. 2 in franchise history behind only Brooks' nine in 1995...Recorded five games with nine-plus receptions, which is the single-season franchise record...Ranks No. 4 in the league with 66 receiving first downs this season...Had three TD receptions of 65-plus yards, the most by a Packer since Freeman had four in 1998...Ranked No. 1 in the league with seven TD catches of 40-plus yards this season, which is also tied for No. 1 in franchise history, matching Billy Howton's mark of seven in 1952...Finished tied for No. 3 in the NFL (Cobb) with 71 receiving first downs...Posted 465 receiving yards on third down, good for No. 3 in the NFL behind only Brown (549) and Lions WR Golden Tate (536).

►**at Seattle Seahawks (9/4):** Led the team with nine receptions for 83 yards (9.2 avg.), the most catches he has ever posted in a season opener...It marked his second straight game with nine or more receptions (a career-high 10 at Chicago in Week 17 in 2013), the first Green Bay player to accomplish that feat since WR Donald Driver in 2004.

►**vs. N.Y. Jets (9/14):** Posted a career-best 209 yards on nine receptions (23.2 avg.), only the 11th 200-yard receiving game in the history of the franchise and the highest total since Don Beebe's 220-yard output vs. San Francisco on Oct. 14, 1996...Marked his third straight game with nine or more catches as he joined Don Hutson (three straight in 1942) as the only players in franchise history to accomplish that feat...With the game tied at 24 late in the third quarter, caught a game-winning 80-yard TD pass from Aaron Rodgers on the opening play of the drive...It marked his fourth TD catch of 80-plus yards during his career, which ties WR Greg Jennings for the franchise record...On the play, ran an out-and-up move at the Green Bay 30 to beat CB Dee Milliner, caught the ball near midfield and then made a cutback move on S Calvin Pryor as he took it the rest of the way for the score...Set a team record for the most receptions in the first two games of a season with 18, topping Ken Payne's mark of 17 in 1975, and his 292 receiving yards are the second most in franchise annals through two games behind only Lofton's 323-yard total in 1983.

►**at Detroit Lions (9/21):** Led the team in receptions for the third straight game this season the fourth straight game dating back to last season, hauling in five passes for a team-high 59 yards (11.8 avg.)...With the five catches, brought his three-game total to 23, a franchise record for the most catches by a Green Bay player through the first three contests (previous high was 21 by three players).

►**at Chicago Bears (9/28):** Matched his career high with 10 receptions for 108 yards (10.8 avg.) and two TDs, his second 10-catch game in the last five contests (at Chicago, Dec. 29, 2013)...Brought his four-game total to 33 receptions, a franchise record for the most catches in the first four games of a season (RB Edgar Bennett, 29 in 1994)...Caught a 3-yard TD pass in the second quarter, beating CB Kyle Fuller on a fade in the left corner of the end zone...Made a leaping grab for an 11-yard score in the third quarter, absorbing a hit from CB Tim Jennings on the catch near the back of the end zone...Joined Randall Cobb as they became the first Green Bay players to both post 100 receiving yards and two TD catches in the same game since Carroll Dale and Boyd Dowler hit those marks vs. the St. Louis Cardinals on Dec. 21, 1969...Went over the 5,000-yard mark for his career on a 15-yard reception on a third-and-8 in the second quarter...Appeared on all 52 offensive snaps.

►**vs. Minnesota Vikings (10/2):** His lone reception of the evening was an impactful one, catching a 66-yard TD pass from Rodgers in the first quarter to put Green Bay up 14-0...Sped past CB Captain Munnerlyn, who passed him off to S Harrison Smith, before making an out-and-up move on Smith to get open and catch Rodgers' deep pass perfectly in stride at the Minnesota 20 before taking it the rest of the way for the score.

►**at Miami Dolphins (10/12):** Led the team in receptions (nine) and receiving yards (107), his fourth game with nine-plus receptions on the season and his third 100-yard game...Tied the single-season franchise record with his fourth nine-catch game on the season (six other times in team history)...Brought his season receiving total to 43 receptions, which is tied with WR Sterling Sharpe (1993) for the most catches through six games in team history...Caught a 9-yard TD pass over the middle on Green Bay's opening drive, his third straight game with a TD grab as he tied his career high for consecutive games with a TD catch...On the Packers' game-winning TD drive late in the fourth quarter, made an 18-yard grab down the right sideline on fourth-and-10 with just over a minute remaining to keep the drive alive...Seven of his nine receptions on the day went for first downs.

►**vs. Carolina Panthers (10/19):** Started off Green Bay's scoring with a 59-yard catch-and-run for a TD on the opening drive...On the play, beat CB Antoine Cason off the line with an inside move, caught the pass from Rodgers near the Carolina 40 and then made a cutback move on S Roman Harper at the 30 before taking it the rest of the way for the score...Marked his fourth consecutive game with a TD catch, a career high and the longest streak since Cobb's four-gamer in 2012...Finished with four receptions for 80 yards (20.0 avg.) as he brought his career catch total to 349, surpassing Max McGee (345) for No. 9 on the all-time franchise list...Brought his season reception total to 47, the second most by a Packer through seven games behind only Sterling Sharpe's 50 catches in 1994.

►**at New Orleans Saints (10/26):** Caught three passes for 25 yards (8.3 avg.)...With the three receptions, brought his career total to 352 and moved past RB Ahman Green (350) for No. 8 on the all-time franchise list.

►**vs. Chicago Bears (11/9):** Led the team with six receptions for a team-high 152 yards (25.3 avg.) and two TDs...All of his yardage came in the first half, his career high for any half, and was tied for the second-most by a Packer in a first half (James Jones, vs. Washington, Sept. 15, 2013) since WR Antonio Freeman posted 169 yards in the first half vs. Tennessee on Dec. 20, 1998...Posted TD catches of 73 and 40 yards, both early in the second quarter, the first time in his career that he had posted two TD grabs of 40-plus yards in a game...On the 73-yarder, came free off the line against CB Tim Jennings on third-and-11, who passed him off in coverage, before running wide open down the sideline and catching the ball at the Chicago 40...Made a cutback move on S Brock Vereen near the Chicago 30 before taking it down the middle of the field to the end zone...

On the next series, was again matched up with Jennings, who passed him off in coverage with S Ryan Mundy arriving late to help...Utilized good footwork to keep both feet in bounds on the side of the end zone as he caught the pass from Rodgers, who rolled to his right on the play...On RB Eddie Lacy's 56-yard TD catch, sprinted down the sideline to Lacy's left and delivered a key block of CB Kyle Fuller at the Chicago 5 to clear the way for Lacy to the end zone.

►**vs. Philadelphia Eagles (11/16):** Caught four passes for 109 yards (27.3 avg.) and a TD, giving him at least one TD grab in all five games at Lambeau Field this season...It marked his fifth 100-yard receiving game of the season, tying his career high set in both 2011 and 2013...On Green Bay's third play of the game, got behind CB Bradley Fletcher to catch a deep pass from Rodgers near the Philadelphia 40, taking it down to the 9 before being tripped up as he picked up 64 yards on the play...With just under 11 minutes remaining in the second quarter, caught a 27-yard TD pass from Rodgers down the right sideline, tip-toeing to keep his feet in bounds inside the pylon.

►**at Minnesota Vikings (11/23):** Led the team with eight catches for 68 yards (8.5 avg.)...Went over the 1,000-yard receiving mark for the second straight season and the third time in the last four years...Became the first Packer to reach the 1,000-yard receiving mark in 11 or fewer games since WR Antonio Freeman (11 games) did so in 1998...Recovered a RB James Starks fumble in the first quarter at the Green Bay 42, maintaining possession for the Packers on a drive that was eventually capped off with Lacy's 1-yard TD run to put Green Bay up 7-0.

►**vs. New England Patriots (11/30):** Caught two passes for 53 yards (26.5 avg.), highlighted by a 45-yard TD grab late in the first half, giving him a TD catch in six straight regular-season games at Lambeau Field...With 23 seconds remaining in the half and the Packers leading 16-14, was split out wide to the right and matched up with CB Darrelle Revis...Ran a slant and caught the pass from Rodgers near the New England 35 before taking it across the field and down the left sideline for the score, outrunning CB Devin McCourty on his way to hitting the pylon with the ball before falling out of bounds.

►**vs. Atlanta Falcons (12/8):** Led the team with eight receptions for 146 yards (18.3 avg.) and two TDs...It marked his sixth 100-yard receiving game on the season, a career high and tied for the third most in a season in franchise history...Seven of his eight catches on the evening went for first downs...His first TD catch, a 10-yard grab with 24 seconds remaining in the first half, came when he came across the middle before working back to his left to free himself from S Dezmen Southward as a scrambling Rodgers found him in the back of the end zone...With Green Bay leading 34-24 in the fourth quarter, made an out-and-up move to beat S Kemal Ishmael down the middle of the field as Rodgers found him for a 60-yard bomb on a play-action pass...The TD grab was his seventh of 40-plus yards on the season as he tied Howton's single-season franchise record set in 1952.

►**at Buffalo Bills (12/14):** Caught five passes for 55 yards (11.0 avg.), with three of the catches going for first downs.

►**at Tampa Bay Buccaneers (12/21):** Posted nine receptions for 113 yards (12.6 avg.) and a TD, his franchise record fifth game on the season with nine-plus catches...Brought his season total to 92 receptions, a career high, and his yardage total to 1,433, No. 3 in franchise single-season history...Joined Cobb as the first duo in team history to both register 85-plus receptions in the same season...Of his nine catches, eight went for first downs...On a third-and-2 in the first quarter, moved around to create separation from CB Alterraun Verner as a scrambling Rodgers found him for a 28-yard gain down the sideline...Converted a third-and-13 later in the first quarter when he made a leaping, 24-yard grab over the middle while absorbing a hit in the back from S Bradley McDougald...Late in the fourth quarter, came back on the ball to make a leaping catch and keep his feet in bounds against CB Johnthan Banks as he hauled in a pass at the Tampa Bay 1...Three plays later, ran a slant against CB Leonard Johnson for a 1-yard TD grab to put the Packers up 20-3.

►**vs. Detroit Lions (12/28):** Led the team with six receptions for 86

yards (14.3 avg.), with five of his catches going for first downs...Had three grabs for 39 yards (13.0 avg.) on third down...Early in the fourth quarter, caught a short pass over the middle that he took for a 15-yard gain to surpass Brooks' single-season franchise mark for receiving yards.

## **64 Mike Pennel, DT, Rookie, Colorado State-Pueblo**

• Finished his collegiate career at Colorado State-Pueblo after spending a year at Arizona State (2012) and two years at Scottsdale Community College (2010-11).

• Played in all 12 games with 10 starts at CSU-Pueblo as a senior in 2013 and recorded 36 tackles (15 solo), including six for a loss, three sacks, three forced fumbles, two fumble recoveries and four passes defended.

**2014 Season:** Played in 13 games, was inactive for two contests and dressed but did not play in the other...Registered 18 tackles (seven solo), three QB hits and four pressures.

►**at Seattle Seahawks (9/4):** Inactive (healthy scratch).

►**vs. N.Y. Jets (9/14):** Was on the 46-man gameday roster for the first time as a pro, but did not see any action.

►**at Detroit Lions (9/21):** Inactive (healthy scratch).

►**at Chicago Bears (9/28):** Made his NFL debut, seeing time on 22 defensive plays and recording two tackles (one solo).

►**vs. Minnesota Vikings (10/2):** Played a career-high 26 snaps and posted a career-best three tackles (two solo).

►**at Miami Dolphins (10/12):** Played nine snaps on defense and five on special teams, posting an assisted tackle and a QB hit on defense.

►**vs. Carolina Panthers (10/19):** Played 23 snaps and matched his career high with three tackles (all solo)...Added a QB hit and a pressure.

►**at New Orleans Saints (10/26):** Appeared on 21 plays and posted three assisted tackles.

►**vs. Chicago Bears (11/9):** Played 25 snaps, posting two assisted tackles, a QB hit and two pressures...Helped limit the Bears to a season-low average of 2.3 yards per carry as they ran for just 55 yards on 24 attempts.

►**vs. Philadelphia Eagles (11/16):** Appeared on 16 plays and recorded an assisted tackle...Helped limit the Eagles to an average of 3.5 yards per carry on 31 rushing attempts, Philadelphia's lowest average in five games this season with 30-plus attempts.

►**at Minnesota Vikings (11/23):** Played seven snaps on defense and four on special teams...Fought off a block by RG Joe Berger to pressure QB Teddy Bridgewater on his deep pass to WR Greg Jennings that was picked off by DB Micah Hyde at the Green Bay 47 midway through the second quarter.

►**vs. New England Patriots (11/30):** Played four snaps on defense and seven on special teams.

►**vs. Atlanta Falcons (12/8):** Appeared on three plays on defense and eight on special teams.

►**at Buffalo Bills (12/14):** Played seven snaps on defense and recorded two tackles (one solo).

►**at Tampa Bay Buccaneers (12/21):** Appeared on one play on defense and five on special teams.

►**vs. Detroit Lions (12/28):** Played seven snaps on defense and recorded an assisted tackle.

## **56 Julius Peppers, LB, 13th Year, North Carolina**

• Has been selected to the Pro Bowl eight times during his career (2004-06, 2008-12) and has been named first-team All-Pro by *The Associated Press* three times (2004, 2006, 2010).

• Was named to the NFL's All-Decade Team for the 2000s.

• Since entering the NFL in 2002, ranks No. 3 in the league in sacks (125.5) and forced fumbles (43).

• Is the only player in NFL history (since 1982) to register 100 sacks (125.5) and 10 interceptions (11). Is also the only NFL player to record 100 sacks and four INT returns for TDs.

• Has posted eight double-digit sack seasons since 2002, which is tied with Bears DE Jared Allen and Broncos DE DeMarcus Ware for No. 1 in

the league over that span.

**2014 Season:** Started all 16 games for the 10th time in his career and posted 45 tackles (33 solo), seven sacks, two interceptions (both returned for TDs), 17 QB hits, 17 pressures, a career-high 11 passes defended, a team-high four forced fumbles and a team-best three fumble recoveries... Was tied for No. 2 in the league in interception TDs and tied for No. 3 in the NFL in forced fumbles...Ranked No. 10 in the NFL among all players and No. 1 among linebackers/defensive linemen with 101 interception return yards...Was tied for No. 2 on the team in QB hits and ranked No. 3 in pressures...Was also tied with CB Casey Hayward for the team lead with five takeaways (three fumble recoveries, two INTs) and was tied for No. 7 in the NFL...Joined Texans DE J.J. Watt as the only players in the NFL this season to have a sack, a forced fumble, a fumble recovery, an interception and a defensive TD...Was named a Pro Bowl alternate.

▶**at Seattle Seahawks (9/4):** Started at ROLB in his Green Bay debut, recording four tackles (all solo), a QB hit and a pressure.

▶**vs. N.Y. Jets (9/14):** Started at LDE as the defense opened in a 4-3 alignment...Registered three tackles (two solo), two QB hits, two pressures and matched his career high with two passes defended...His passes defended came on back-to-back plays in the fourth quarter, with the first one a near-interception as he dropped back into coverage to make a leaping breakup of a pass intended for RB Chris Johnson down the sideline... Early in the third quarter, rushed from his LDE spot, avoided a cut-block by RT Breno Giacomini and hit QB Geno Smith on a play that was initially ruled a sack/fumble before it was reversed and ruled a forward pass.

▶**at Detroit Lions (9/21):** Started at ROLB and registered his first sack in a Green Bay uniform, one that came with the Lions in position to extend their 12-7 lead in the third quarter...On a second-and-goal at the Green Bay 7, came off the left side and blew past RT Garrett Reynolds to sack QB Matthew Stafford and rip the ball out, a fumble that Peppers recovered at the Green Bay 13...Also came untouched off the left side midway through the second quarter to stop RB Reggie Bush for a 4-yard loss...Added a team-high three QB hits on the afternoon.

▶**at Chicago Bears (9/28):** Started at LOLB as the team opened up in its nickel package and posted two tackles (one solo) against his former team...Played in his 100th consecutive game, appearing on 52 defensive snaps.

▶**vs. Minnesota Vikings (10/2):** Started at ROLB and posted two tackles, a half-sack, an interception, a pass defended and two pressures... Lined up on the right side and dropped back into coverage, picking off QB Christian Ponder's pass intended for WR Cordarrelle Patterson at the Minnesota 49 before taking it across the field and down the left sideline for the score...The INT was the 10th of his career as he became the first player in NFL history (since 1982) to post 10-plus career INTs and 100-plus career sacks...It was his first score since a 13-yard INT return for a TD at Arizona on Nov. 1, 2009, when he was with the Carolina Panthers... Came off the left end and evaded RT Phil Loadholt on his shared 0-yard sack of Ponder with LB A.J. Hawk early in the third quarter...Added two tackles (one solo) and two pressures...Earned NFC Defensive Player of the Week honors for his performance, the fifth time in his career that he has earned the weekly honor...Joined DE Chris Doleman as the only players to win NFC Defensive Player of the Week with three different teams.

▶**at Miami Dolphins (10/12):** Posted his second fumble recovery of the season on the final play of the game when he dove on a fumble by RB Lamar Miller at the Miami 47 as the Dolphins attempted a series of laterals...Finished with a season-high five tackles (three solo) and a QB hit.

▶**vs. Carolina Panthers (10/19):** Registered five tackles (one solo), 1.5 sacks and a pressure...Standing up at ROLB, fought off a block from LT Byron Bell and then brought QB Cam Newton down for a 6-yard sack in the third quarter as Newton stepped up in the pocket...Added a half-sack in the fourth quarter (with LB Clay Matthews) when he beat RT Nate Chandler to quickly get to Newton for a 7-yard sack.

▶**at New Orleans Saints (10/26):** Started at LOLB and posted a sack and a QB hit...On third-and-8 at the Green Bay 9 late in the first quarter, blew past T Zach Strief to bring QB Drew Brees down for a 5-yard sack that

forced New Orleans to settle for a 31-yard Shayne Graham FG...Saw his first action on offense as a Packer on Green Bay's second drive near the goal line...Lined up in the backfield behind FB John Kuhn on second-and-goal from the 3, then split out wide to the left...Matched up with S Rafael Bush, ran a slant and got the pass from QB Aaron Rodgers, but was unable to hold onto the ball in the end zone.

▶**vs. Chicago Bears (11/9):** Was involved in two turnover plays on the evening against his former team, with both setting up Green Bay touchdowns...Came off the left side in the first quarter to tip Jay Cutler's pass intended for TE Martellus Bennett, one that was picked off by DB Micah Hyde at the Chicago 32...Late in the first half, came off the left side and blew by T Jordan Mills on the outside as he got to Cutler for a 9-yard sack, punching the ball out and diving on it at the Chicago 32...It marked his third consecutive game with a sack...Delivered one of his finest all-around performances of the season, finishing with four solo tackles, a sack, a QB hit, a pressure, a forced fumble, a fumble recovery and two passes defended.

▶**vs. Philadelphia Eagles (11/16):** Started at LOLB and posted two tackles (both solo), two pressures and an INT for a TD...On the interception, dropped back into coverage from his LOLB spot and picked off QB Mark Sanchez's pass intended for TE Brent Celek at the Green Bay 48... Took it the rest of the way for the TD, fighting off a tackle attempt by WR Jordan Matthews near the Philadelphia 10...With the TD, became the first linebacker in franchise history to post two TD returns on interceptions in the same season...Marked his fourth INT return for a TD in his career as he became the first player in NFL history with 100 sacks and four INT returns for TDs.

▶**at Minnesota Vikings (11/23):** Started at ROLB and led the team with four QB pressures, also recording four tackles (two solo) and a QB hit.

▶**vs. New England Patriots (11/30):** Started at LOLB and played 53 snaps, recording two tackles (one solo) and two passes defended...Both of his pass breakups came in the fourth quarter, the first a leaping deflection of a QB Tom Brady pass at the line with his left hand...The second came when he beat RT Sebastian Vollmer and got a piece of Brady's pass intended for RB Shane Vereen in the flat.

▶**vs. Atlanta Falcons (12/8):** Started at LOLB, appearing on 58 snaps, and registered three tackles (all solo), two QB hits and a pressure.

▶**at Buffalo Bills (12/14):** Started at LOLB and played 63 snaps... Finished with four tackles (three solo), a QB hit, a forced fumble and a pass defended...Got a piece of a QB Kyle Orton pass at the line on a third-and-8 at the Green Bay 17 in the third quarter to force Buffalo to settle for a field goal...Forced a fumble by RB Boobie Dixon on a run on Buffalo's final drive of the game, one that was recovered by Dixon at the Buffalo 41.

▶**at Tampa Bay Buccaneers (12/21):** Started at LOLB and registered a season-high two sacks, a forced fumble and two QB hits...On his first sack, which came late in the first half, walked back RT Oniel Cousins to grab QB Josh McCown and bring him down for a 4-yard loss on third down to force Tampa Bay to settle for a field goal...In the third quarter, beat G Josh Allen to the outside and drilled McCown for a 5-yard loss, also forcing a fumble that was recovered by Allen...Part of a defense that allowed just 106 total yards, the fewest given up by Green Bay since Dec. 21, 2006 (104 yards vs. Minnesota)...Helped the defense allow just 16 yards rushing, the third fewest given up in a game by the Packers since the 1970 AFL-NFL merger.

▶**vs. Detroit Lions (12/28):** Started at LOLB and posted a team-high three QB hits, a team-best three pressures and two passes defended... Midway through the fourth quarter, threw aside G Garrett Reynolds to get to QB Matthew Stafford and get a piece of his pass that fell short over the middle for WR Calvin Johnson...On the very next play, walked Reynolds back to get a piece of Stafford's pass intended for WR Golden Tate to force a turnover on downs.



### **80 Justin Perillo, TE, Rookie, Maine**

- Signed by Green Bay as a non-drafted free agent on May 12, 2014.
  - A four-year letterman at Maine, he played in 44 games with 35 starts and caught 128 passes for 1,318 yards (10.3 avg.) and 15 TDs.
- 2014 Season:** Has played in two games and has been inactive for four contests...Spent the first nine games on Green Bay's practice squad before being signed to the 53-man roster on Nov. 15.
- ▶**vs. Philadelphia Eagles (11/16):** Made his NFL debut, playing nine snaps on offense in the fourth quarter...Also appeared on eight plays on special teams.
  - ▶**at Minnesota Vikings (11/23):** Played eight snaps on special teams and two on offense.
  - ▶**vs. New England Patriots (11/30) – vs. Detroit Lions (12/28):** Inactive (healthy scratch).

### **53 Nick Perry, LB, 3rd Year, Southern California**

- Battled injuries in each of his first two seasons, but has been productive when healthy, tallying nine sacks and three forced fumbles in 31 professional contests.
  - Posted career highs in every statistical category in 2013, including games played (11), starts (six), tackles (42), solo tackles (22), sacks (four), forced fumbles (three) and passes defended (one).
- 2014 Season:** Played in a career-high 15 games with four starts and registered 24 tackles (21 solo), three sacks, a forced fumble, a fumble recovery, a QB hit, six pressures and a pass defended.
- ▶**at Seattle Seahawks (9/4):** Posted two solo tackles and a pass defended.
  - ▶**vs. N.Y. Jets (9/14):** Appeared on 21 plays and recorded two solo tackles.
  - ▶**at Detroit Lions (9/21):** Played 24 snaps and registered a season-high four tackles (two solo).
  - ▶**at Chicago Bears (9/28):** Appeared on 26 plays and posted a solo tackle...Also saw time on special teams.
  - ▶**vs. Minnesota Vikings (10/2):** Posted three tackles (all solo) and matched his career high with two sacks (vs. Detroit, Oct. 6, 2013)...Bull-rushed RT Phil Loadholt on his 9-yard sack of QB Christian Ponder on a third-and-7 from the Minnesota 16...Came off the right end and eluded LT Matt Kalil before pushing aside G Charlie Johnson to make his second sack on Ponder, a 1-yard loss late in the fourth quarter.
  - ▶**at Miami Dolphins (10/12):** Saw limited action on defense and registered two solo tackles.
  - ▶**vs. Carolina Panthers (10/19):** Posted a sack, a QB hit and two pressures...On a third-and-5 in the first quarter, beat RT Nate Chandler and then wrapped up QB Cam Newton for a 12-yard sack.
  - ▶**at New Orleans Saints (10/26):** Played 28 snaps on defense.
  - ▶**vs. Chicago Bears (11/9):** Started his first game of the season, opening at ROLB opposite Julius Peppers with Clay Matthews starting on the inside for the first time in his career...Appeared on 37 snaps and finished with two tackles (one solo) and a pressure.
  - ▶**vs. Philadelphia Eagles (11/16):** Started at ROLB for the second straight week and posted the first fumble recovery of his career...On the Eagles' opening drive of the second half, dove on the fumble by QB Mark Sanchez at the Green Bay 45 after Sanchez wasn't able to make a clean handoff to RB LeSean McCoy.
  - ▶**at Minnesota Vikings (11/23):** Inactive due to a shoulder injury sustained vs. Philadelphia in Week 11.
  - ▶**vs. New England Patriots (11/30):** Saw limited action in his return after missing the previous game due to a shoulder injury, appearing on 10 snaps on defense.
  - ▶**vs. Atlanta Falcons (12/8):** Started at ROLB, appearing on 22 snaps.
  - ▶**at Buffalo Bills (12/14):** Played 18 snaps and registered two solo tackles and a pass defended...Departed early in the third quarter due to a shoulder injury, but later returned to action...Forced an incompletion when he got a piece of a QB Kyle Orton pass intended for WR Chris Hogan over the middle early in the fourth quarter.
  - ▶**at Tampa Bay Buccaneers (12/21):** Played 15 snaps on defense

and recorded a solo tackle and a pressure...Part of a defense that allowed just 106 total yards, the fewest given up by Green Bay since Dec. 21, 2006 (104 yards vs. Minnesota).

▶**vs. Detroit Lions (12/28):** Started at ROLB and registered three tackles (all solo) and a forced fumble...Forced a fumble by RB Joiqee Bell on a run late in the first quarter, one that was recovered by Bell at the Detroit 47.

### **81 Andrew Quarless, TE, 5th Year, Penn State**

- Moved into a starting role in 2013 in Week 8 following TE Jermichael Finley's season-ending neck injury and responded with career highs in every category, catching 32 passes for 312 yards (9.8 avg.) and two TDs.
  - Was sidelined for the entire 2012 campaign as he continued his rehabilitation from a significant knee injury sustained at the N.Y. Giants in Week 13 of the 2011 season.
  - Played in 23 games with five starts in his first two seasons (2010-11).
- 2014 Season:** Played in all 16 games with 11 starts and led Green Bay's tight ends with 29 catches for 323 yards (11.1 avg.) and a career-high three TDs.
- ▶**at Seattle Seahawks (9/4):** Didn't start, but saw action on 46 plays, the most by a Green Bay tight end...Caught three passes for 26 yards (8.7 avg.), highlighted by an 18-yard grab over the middle in the second quarter.
  - ▶**vs. N.Y. Jets (9/14):** Played 37 snaps and had an 8-yard reception.
  - ▶**at Detroit Lions (9/21):** Posted a season-high four catches for a season-best 43 yards (10.8 avg.) and a TD...The TD grab came near the end of the first quarter with Green Bay facing a third-and-1 at the Detroit 10...Made a diving grab over the middle with S Isa Abdul-Quddus draped all over him for the 10-yard score.
  - ▶**at Chicago Bears (9/28):** Got his first start of the season as the team opened up with two tight ends, but did not record any statistics...Appeared on 43 offensive plays, the most among the tight ends.
  - ▶**vs. Minnesota Vikings (10/2):** Started as the lone TE and caught two passes for 19 yards (9.5 avg.).
  - ▶**at Miami Dolphins (10/12):** Started for the third straight week and had a hand in the game-winning play...With six seconds remaining and the Packers trailing 24-20, was split out wide right against LB Philip Wheeler... Caught a back-shoulder throw from QB Aaron Rodgers on the right side of the end zone for a 4-yard TD with three seconds remaining, giving the Packers the 27-24 victory...It marked the first time the Packers won a game on a TD with three seconds or less remaining in the fourth quarter since they beat the Bears, 20-19, on a 3-yard TD run by QB Bart Starr with three seconds left on Nov. 15, 1970...Finished the game with two receptions for 11 yards (5.5 avg.) and the TD.
  - ▶**vs. Carolina Panthers (10/19):** Started his fourth straight game and had a 9-yard reception...Also helped block for Green Bay's 122 rushing yards on 30 carries (4.1 avg.).
  - ▶**at New Orleans Saints (10/26):** Started and caught two passes for 19 yards (9.5 avg.).
  - ▶**vs. Chicago Bears (11/9):** Started as the Packers opened up in a two-tight end set with him and Richard Rodgers...Caught two passes for 10 yards (5.0 avg.), highlighted by his 4-yard TD catch near the end of the first quarter that put Green Bay up 14-0...Lined up on the left side, came across the field to catch a pass from Rodgers as he rolled to his right, absorbing a hit from S Chris Conte to make the catch.
  - ▶**vs. Philadelphia Eagles (11/16):** Started and caught two passes for 35 yards (17.5 avg.), highlighted by a 24-yard grab over the middle to convert a third-and-18 in the first quarter on a drive that was capped off with Rodgers' 6-yard TD pass to WR Davante Adams...On the play, was lined up in the slot on the right and found a seam behind LB Mychal Kendricks and made the catch, absorbing a hit from S Nate Allen...His other reception came earlier on the drive, an 11-yard grab over the middle that picked up a first down.
  - ▶**at Minnesota Vikings (11/23):** Caught two passes for 50 yards (25.0 avg.), highlighted by a career-long 34-yard grab in the second quarter...On the play, found an opening near the Minnesota sideline to catch the pass at

the Vikings' 17 before making S Harrison Smith miss on his way to taking it down to the 1-yard line and setting up fellow TE Richard Rodgers' TD catch on the next play...His average of 25.0 yards per catch was a career high.

►**vs. New England Patriots (11/30):** Started and played 54 snaps, hauling in two passes for 17 yards (8.5 avg.)...Both of his passes went for first downs, including his 9-yard grab against S Eugene Chung on a third-and-6 early in the fourth quarter on a drive that was capped off with a 28-yard Mason Crosby field goal to extend Green Bay's lead to 26-21.

►**vs. Atlanta Falcons (12/8):** Posted a season-high 52 yards receiving on three catches (17.3 avg.), with all three of his receptions coming on one series in the first quarter...On third-and-17 from the Green Bay 13, worked his way past LB Paul Worrlow to catch a 30-yard pass over the middle, the longest reception of his career...Added a 13-yard grab over the middle and a 9-yarder over the middle later on the drive to help set up RB Eddie Lacy's 1-yard TD run.

►**at Buffalo Bills (12/14):** Started and played 43 snaps, catching one pass for 6 yards...Helped the offense register a season-best average of 6.3 yards per carry as the Packers posted their second straight 155-yard effort on the ground (158 yards on 25 attempts), the team's first time doing so since Weeks 8-9 in 2013.

►**at Tampa Bay Buccaneers (12/21):** Started and appeared on 41 plays, catching two passes for 17 yards (8.5 avg.)...Caught a pass in the flat and took it down the sideline for a 16-yard gain.

►**vs. Detroit Lions (12/28):** Started and played 25 snaps...Helped block for Green Bay's 152 rushing yards on 38 attempts (4.0 avg.) against a Detroit defense that entered the game ranked No. 1 in the league against the run (63.8 ypg), the most yards given up on the ground by the Lions all season, highlighted by Lacy's 100-yard effort on 26 attempts (3.8 avg.).

## **28 Sean Richardson, S, 3rd Year, Vanderbilt**

- Spent the entire 2013 offseason recovering from a neck surgery that followed a late-season injury suffered in November 2012.

- Opened the 2013 campaign on the reserve/physically unable to perform list, but was activated and appeared in the final six games of the regular season and the playoff game.

- Posted 12 tackles (10 solo) and a pass defensed from scrimmage in 2013, in addition to four coverage tackles on special teams.

**2014 Season:** Played in all 16 games and led the team with a career-high 17 tackles on special teams...Added 16 tackles (12 solo) and a pass defensed on defense.

►**at Seattle Seahawks (9/4):** Played 18 snaps on special teams and posted a career-high three tackles.

►**vs. N.Y. Jets (9/14):** Appeared on 21 plays on special teams and registered a tackle on kickoff coverage.

►**at Detroit Lions (9/21):** Played 15 snaps on special teams and also saw his first action of the season on defense, appearing on four snaps.

►**at Chicago Bears (9/28):** Appeared on three snaps on defense and registered a solo tackle...Recovered an onside-kick attempt by Bears K Robbie Gould at the Green Bay 39 with just under four minutes remaining in the first half...The offense would drive 61 yards in seven plays and cap the drive off with a 22-yard TD pass from QB Aaron Rodgers to WR Randall Cobb to give the Packers a 21-17 edge, a lead they would never relinquish.

►**vs. Minnesota Vikings (10/2):** Matched his career high with a team-best three tackles on special teams...Also played 10 snaps on defense, registering a pass defensed.

►**at Miami Dolphins (10/12):** Appeared on 18 plays on special teams.

►**vs. Carolina Panthers (10/19):** Played 18 snaps on defense and 25 on special teams...Registered a season-high four tackles (all solo) on defense...Stopped RB Chris Ogbonnaya for a 1-yard loss on a fourth-quarter run.

►**at New Orleans Saints (10/26):** Tied with CB Jarrett Bush for the team high in special teams snaps with 22, also appearing on 15 plays on defense...Finished with three tackles (one solo).

►**vs. Chicago Bears (11/9):** Tied his career high with a team-leading three tackles on special teams...Also played 21 snaps on defense, posting

a solo tackle.

►**vs. Philadelphia Eagles (11/16):** Played 24 snaps on special teams, tied for the team lead, and 20 on defense...Registered two tackles on special teams and three solo tackles on defense, including a stop of RB LeSean McCoy for a 1-yard loss on a fourth-quarter run.

►**at Minnesota Vikings (11/23):** Tied for the team lead by playing 20 snaps on special teams and also appeared on four plays on defense.

►**vs. New England Patriots (11/30):** Registered a tackle on special teams, bringing down WR Danny Amendola on a kickoff return late in the first half at the New England 25.

►**vs. Atlanta Falcons (12/8):** Tied for the team lead with two tackles on special teams, with both tackles coming in kickoff coverage...Was tied for second on the team with 24 snaps on special teams.

►**at Buffalo Bills (12/14):** Played 28 snaps on special teams, recording a tackle, and nine on defense.

►**at Tampa Bay Buccaneers (12/21):** Played 17 snaps on special teams and three on defense.

►**vs. Detroit Lions (12/28):** Appeared on 15 plays on special teams and 11 on defense, recording a tackle on special teams and four stops (two solo) on defense.

## **97 Luther Robinson, DT, Rookie, Miami**

- Spent the first four games of the season on Green Bay's practice squad before being signed to the 53-man roster on Oct. 2.

- Was signed by the Packers as a non-drafted free agent on May 19, 2014, after participating in the team's rookie orientation camp on a tryout basis.

- Was a three-year letterman at Miami, where he played in 33 games with three starts and registered 40 tackles (16 solo), including two for a loss, and two fumble recoveries.

**2014 Season:** Played in five games and recorded four assisted tackles, a QB hit, three pressures and a pass defensed...Was placed on injured reserve on Dec. 8 due to a calf injury...Was inactive for three contests (healthy scratch)...Spent the first four games on Green Bay's practice squad.

►**vs. Minnesota Vikings (10/2):** Signed to the 53-man roster the afternoon of the game, had a hand in one of the key plays in the game on his third snap as a pro...Lined up at LDE, he fought off blocks by G Vladimir Ducasse and T Phil Loadholt to get in QB Christian Ponder's face and get a piece of the ball that was intercepted by LB Julius Peppers, an INT that Peppers took 49 yards for a TD and a 21-0 Green Bay lead with 6:51 remaining in the second quarter...Appeared on 35 snaps in his NFL debut, finishing with an assisted tackle, a QB hit, three pressures and the pass defensed.

►**at Miami Dolphins (10/12):** Saw limited action on defense, appearing on two plays.

►**vs. Carolina Panthers (10/19):** Played 21 snaps on defense, recording a season-high three tackles (all assisted).

►**at New Orleans Saints (10/26):** Saw limited action on defense and special teams.

►**vs. Chicago Bears (11/9) – vs. Philadelphia Eagles (11/16):** Inactive (healthy scratch).

►**at Minnesota Vikings (11/23):** Played two snaps on defense.

►**vs. New England Patriots (11/30):** Inactive (healthy scratch).

►**vs. Atlanta Falcons (12/8):** Was placed on injured reserve the day of the game after sustaining a calf injury in practice during the week.

## **12 Aaron Rodgers, QB, 10th Year, California**

- His career passer rating of 106.0 ranks No. 1 in NFL history (min. 1,500 attempts), more than eight points ahead of No. 2 Peyton Manning (97.6).

- Ranks No. 1 in league history in career INT percentage (1.64) and TD/INT ratio (3.96, 226/57) and ranks No. 3 in completion percentage (65.8) and yards per attempt (8.22).

- Is the only quarterback in league history to record a 100-plus passer rating in six consecutive seasons (2009-14), with no other QB doing so in more than four straight seasons.

- Is one of only three QBs in NFL history to register two seasons with a 110-plus passer rating (2011, 2014), joining Manning (2007, 2013) and Patriots QB Tom Brady (2007, 2010).
- In 103 career regular-season starts (70-33 record), has posted 39 games with 300-plus passing yards, 60 without an interception (min. 15 attempts) and 62 with a 100-plus passer rating.
- In the franchise record books, holds six of the top seven single-season marks for passer rating (2009-14), three of the top five for passing TDs (2011-12, 2014), five of the top six for completion percentage (2010-14) and three of the top five for passing yards (2009, 2011, 2014). Also holds five of the top seven streaks in team history for most consecutive passing attempts without an interception.
- Has posted five 4,000-yard passing seasons (2008-09, 2011-12, 2014), which is tied with Brett Favre for the franchise record.
- Is the only QB in NFL history to register three seasons with 500-plus attempts and seven or fewer INTs (2009, 2011, 2014), with no other quarterback having done it more than once. Is also the only 4,000-yard passer in league history to throw six or fewer INTs, having done it twice (2011 and 2014).
- Has current streaks of 418 consecutive passing attempts and 36 consecutive TD passes at home without an interception, both NFL records.
- In games that he has had five-plus passing attempts, has led the Packers to 18 straight wins at Lambeau Field in the regular season and victories in 30 of the last 31 home contests in the regular season.
- Has posted the top three single-season passer-rating marks at home in NFL history (min. 100 attempts), highlighted by his NFL-record 133.2 rating in 2014 (128.5 in 2011, 126.4 in 2013).
- Has helped the Packers average 28.5 points per game in his 103 career regular-season starts, No. 1 among quarterbacks since 1950 (min. 100 starts).
- Was named NFC Offensive Player of the Month for November, his seventh Player of the Month award. He is tied with Brady for the second most since the award was created in 1986 (Manning, eight).

**2014 Season:** Completed 341 of 520 passes (65.6 percent) for 4,381 yards and 38 TDs with five INTs for a 112.2 passer rating...Was named to his fourth Pro Bowl...Ranked No. 1 in the NFL this season in TD/INT ratio (7.60, 38/5), No. 2 in passer rating and yards/attempt (8.43), and No. 3 in TD passes...Was the only QB in the NFL to finish in the top three in all four of those categories...His TD/INT ratio was the fifth-best single-season mark in NFL history and No. 2 among QBs with 30-plus passing TDs, trailing only Brady's mark of 9.00 (36/4) in 2010...Posted eight games with three-plus TDs and zero INTs, which is tied with Brady (2007) for No. 1 in NFL single-season history...Was tied for No. 1 in the league this season (Manning) with eight three-TD passing games...Posted a league-high 13 zero-INT games this season (min. 15 attempts), the third most in a season in NFL history behind only Brady (14 in 2010) and Chiefs QB Steve DeBerg (14 in 1990)...Ranked No. 1 in the NFL with an interception percentage of 0.96, the seventh-best single-season mark in NFL history (min. 224 attempts) and the top mark in team annals (min. 200 attempts)...Became the first QB in NFL history to have 500-plus passing attempts and five or fewer INTs in a season...Ranked No. 1 in the NFL with a 121.7 passer rating on third down, connecting on 81 of 134 passes for 1,228 yards and 15 TDs with two INTs...Threw three TD passes of 70-plus yards this season (No. 1 in the league), and ranks No. 1 in NFL history with 16 TD passes of 70-plus yards...Posted a franchise-record seven games with a 120-plus passer rating, which was tied with Cowboys QB Tony Romo for No. 1 in the league this season...Also is tied for the third most by an NFL QB in a season since the 1970 AFL-NFL merger behind only Brady (eight in 2007) and Chargers QB Philip Rivers (eight in 2008)...Recorded a passer rating of 133.2 at home on the season (141 of 260, 2,334 yards, 25 TDs, zero INTs), the best single-season home mark (min. 100 attempts) in franchise history...Tied for the league lead with 15 completions of 40-plus yards on the season (Colts QB Andrew Luck, Steelers QB Ben Roethlisberger).

► **at Seattle Seahawks (9/4):** Connected on 23 of 33 passes (69.7 percent) for 189 yards and a TD with one INT for an 81.5 passer rating.

► **vs. N.Y. Jets (9/14):** Threw for 346 yards and three TDs with no INTs on 25-of-42 passing for a 109.8 passer rating, the fourth straight year that he posted a 100-plus passer rating in the home opener...Became just the third QB in franchise history to eclipse 3,000 career passing attempts, joining Brett Favre (8,754) and Bart Starr (3,149)...Set an NFL record with 53 INTs at the time of his 3,000th career attempt, besting the previous mark of 59 INTs by Neil O'Donnell...With his 346 passing yards, it brought his career total to 24,732 as he moved past Starr (24,718) for No. 2 on the all-time franchise list...Connected with WR Jordy Nelson on a game-winning 80-yard TD pass late in the third quarter, Rodgers' 14th career TD pass of 70-plus yards, one shy of the franchise record (Favre, 15)...Led the team back from an 18-point deficit (21-3), the biggest comeback of his career as a starter and tied for the fourth-largest comeback in franchise history.

► **at Detroit Lions (9/21):** Completed 16 of 27 passes for 162 yards and a TD for a passer rating of 88.8...His TD pass came late in the first quarter when he threw a 10-yard bullet to TE Andrew Quarless over the middle for the score on third-and-1.

► **at Chicago Bears (9/28):** Completed 22 of 28 passes for 302 yards and four TDs with no INTs for a 151.2 passer rating, the second-best rating of his career and the fourth best in team history...Went over the 25,000-yard mark for his career on his 15-yard completion to Nelson on a third-and-8 in the second quarter...The pass was the 3,065th attempt of his career as he set the NFL record for the fewest attempts needed to reach 25,000 passing yards, topping Kurt Warner's mark of 3,076...Became the first QB in team history to throw for 300-plus yards and four-plus TDs and register a 150-plus passer rating in the same game...Threw a pair of TD passes to both Nelson and WR Randall Cobb as they became the first Green Bay players to both post 100 receiving yards and two TD catches in the same game since Carroll Dale and Boyd Dowler hit those marks vs. the St. Louis Cardinals on Dec. 21, 1969...Led the offense to six scores (five TDs, one FG) on seven possessions...Connected on 7 of 7 passes on third down for 79 yards and two TDs for a 153.3 passer rating...Was named NFC Offensive Player of the Week for his performance, the ninth time in his career that he had earned the weekly honor.

► **vs. Minnesota Vikings (10/2):** Completed 12 of 17 passes for 156 yards and three TDs with no INTs for a 138.7 passer rating, his sixth 130-plus rating game in his last seven starts against Minnesota...His 11-yard TD pass to WR Davante Adams in the second quarter was the 200th of his career as he reached that mark in his 99th career game, the second fastest in NFL history behind only Dolphins QB Dan Marino (89 games)...Set an NFL record for the fewest INTs by a quarterback at the time of his 200th career TD pass with 53, topping the previous mark held by Patriots QB Tom Brady (88) by 35 INTs...Connected with Nelson on a 66-yard TD pass in the second quarter, Rodgers' 21st of 60-plus yards since 2008, No. 1 in the NFL over that span...Posted his fourth straight zero-INT game, his longest streak since a four-gamer in 2012 (Weeks 14-17)...His 17 attempts on the evening tied his career low (vs. Detroit, Oct. 3, 2010) for a game he did not depart early due to injury...Exited the game after a seven-play, 52-yard TD drive that put Green Bay up 42-0 late in the third quarter.

► **at Miami Dolphins (10/12):** Appearing in his 100th career regular-season game, led the Packers on an 11-play, 60-yard game-winning drive that was capped off with his 4-yard TD pass to TE Andrew Quarless with three seconds remaining in the 27-24 win...It marked the first time the Packers won a game on a TD with three seconds or less remaining in the fourth quarter since they beat the Bears, 20-19, on a 3-yard TD run by QB Bart Starr with three seconds left on Nov. 15, 1970...Completed 24 of 42 passes on the day for 264 yards and three TDs with zero INTs, his fifth consecutive start with no interceptions as he matched his career high set in 2010...The three TD passes brought his career total to 203, the second most in NFL history through 100 games behind only Dolphins QB Dan Marino (217)...On his 5-yard TD pass to Cobb in the third quarter, moved up in the pocket to avoid DE Cameron Wake, scrambled to his right to elude DE Olivier Vernon and LB Koa Misi, and then threw across his body to find Cobb in the end zone...On the game-winning TD drive, found Nelson for an 18-yard gain down the right sideline to convert a fourth-and-10...



After finding Cobb four plays later for a 4-yard gain to the Miami 16, raced up to the line to down the ball and stop the clock, but instead faked a spike with 12 seconds left before throwing to WR Davante Adams on the right sideline for a 12-yard pickup to the Miami 4...On the next play, went to Quarless, who was split out wide to the right and matched up with LB Philip Wheeler, on a back-shoulder throw in the end zone for the winning score...Added 34 rushing yards on the afternoon on seven attempts (4.9 avg.), his best rushing-yardage total since a 57-yard day at Indianapolis on Oct. 7, 2012.

►**vs. Carolina Panthers (10/19):** Threw for 255 yards and three TDs on 19-of-22 passing for a 154.5 passer rating, the second-highest rating of his career (min. 20 attempts) and the third best in team annals...His 86.4 completion percentage was a career high and the third-best mark in team history...Posted his fourth straight three-TD/zero-INT game, joining Brady (2007) as the only QBs in NFL history to accomplish the feat in a single season...Posted his sixth straight zero-INT game, tying Bart Starr's franchise record (min. 15 attempts per game) set in 1964...With 22 attempts and no interceptions, brought his streak of consecutive attempts without an interception to 192, his career high and the second-best mark in franchise history (Starr, 294, 1964-65)...His three TD passes gave him 18 for the season as he became the first QB in NFL history to throw for 18 TD passes in the first seven games of the season with one or zero interceptions...Joined Brady (2007) as the only QBs in NFL history to register two 150-rating outings in the first seven games of the season...Completed three passes of 30-plus yards on the afternoon, highlighted by a 59-yard TD pass to Nelson on the opening drive...Also found Cobb for gains of 47 and 33 yards...Did not play in the fourth quarter (coach's decision), departing with a 38-3 lead...Was named NFC Offensive Player of the Week for his performance, the second time on the season he earned the weekly award and the 10th time he has received the honor in his career.

►**at New Orleans Saints (10/26):** Threw for 418 yards and a TD on 28-of-39 passing with two INTs, the second-highest yardage output of his career...Marked the fourth 400-yard passing game of his career, with no other QB in franchise annals having more than one 400-yard game...Saw his streak of passing attempts without an interception come to an end at 212, the second-longest streak in franchise history...Found WR Randall Cobb for a 70-yard TD pass on the opening drive of the game, his 15th career TD pass of 70-plus yards as he matched QB Brett Favre for the franchise record...Also tied Favre and QB Peyton Manning for the most 70-yard TD passes in NFL history...Connected with RB Eddie Lacy on a 65-yard screen pass on Green Bay's second series, becoming the first NFL quarterback since Warner (vs. Miami, Sept. 14, 2008) to complete a 65-yard pass on both of the first two series...Posted 203 passing yards in the first quarter alone, his career high for any quarter, topping his previous best of 197 yards in the second quarter vs. Washington on Sept. 15, 2013...His 278 yards passing in the first half were his second most in either half behind only his 335-yard output in the first half against the Redskins in 2013...With Lacy (123) and Cobb (126) both recording 100-yard days, it marked the first time Green Bay had a RB/WR duo each register 100 yards receiving in the same game since RB Eddie Lee Ivery (128) and WR Aundra Thompson (102) accomplished the feat on Oct. 12, 1980, at Tampa Bay...Sustained a hamstring injury on a 7-yard scramble that picked up a first down with about nine minutes left in the third quarter, but remained in the game...Scored on a 14-yard run with 5:07 left in the contest, his first rushing TD since Dec. 23, 2012, vs. Tennessee.

►**vs. Chicago Bears (11/9):** Tied the franchise single-game record with six TD passes (Rodgers, Matt Flynn), with all of them coming in the first half as he tied the NFL record (Raiders QB Daryle Lamonica, first half, 1969) for the most in a half...Completed TD passes to five different players, a franchise record...Threw TD passes of 73, 40 and 56 yards, becoming the first Green Bay QB to throw three or more TD passes of 40-plus yards since Cecil Isbell had four vs. the Chicago Cardinals on Nov. 1, 1942...The 73-yard TD pass to Nelson early in the second quarter was his 16th career TD pass of 70-plus yards, the most in NFL history as he surpassed Manning and Favre (15 each)...With his six TD passes, he brought his

season total to 10 TDs and zero INTs against the Bears, the first QB in NFL history to throw 10 TDs and no INTs against an opponent in a single season...Racked up 315 passing yards in the first half, the second-best total of his career for either half behind only his 335-yard output vs. Washington in the first half on Sept. 15, 2013...Departed the game with just under 11 minutes remaining in the third quarter (coach's decision), finishing the evening with 315 yards and six TDs on 18-of-27 passing for a 145.8 passer rating...Despite injuring his hamstring in the Week 8 game at New Orleans, showed no effects as he utilized his scrambling ability to elude DE Willie Young on his 4-yard TD pass to Quarless in the first quarter and as he rolled to his right to make a throw on the run on his 40-yard strike to Nelson in the second quarter...Posted his 10th straight zero-INT game at Lambeau Field as he brought his streak to 286 attempts without an INT at the stadium...Completed 5 of 7 passes for 108 yards and three TDs on third down (153.3 rating), which combined with his outing at Chicago earlier in the season, gave him a perfect 158.3 rating against the Bears on third down this season (12 of 14, 187 yards, five TDs)...Was named NFC Offensive Player of the Week for his performance, the third time on the season he earned the weekly award.

►**vs. Philadelphia Eagles (11/16):** Completed 22 of 36 passes for 341 yards and three TDs with no INTs for a 120.3 passer rating...It marked his seventh game with three-plus TDs/zero INTs on the season, tying him for second in NFL history behind only Brady's eight games in 2007...With 36 attempts and no interceptions, brought his streak of passes at home without an interception to 322, an NFL record as he surpassed Brady's mark of 288 attempts at home from 2002-04...Also further extended his NFL record for TD passes at home without an INT to 29...Threw for 279 yards in the first half, making him the only QB in the last 25 seasons (1990-2014) to throw for 275-plus yards in the first half of three games in a season (he has done it in three straight)...Threw a 6-yard TD pass to Adams in the first quarter, a 27-yarder to Nelson in the second quarter and a 32-yarder to Lacy in the fourth quarter...Found Nelson for a 64-yard gain down the right sideline on the third play of the game to help set up a Mason Crosby FG as the Packers scored on their opening drive for the fifth straight game...Added 32 rushing yards on three carries (10.7 avg.), picking up a pair of first downs...Matched his season-long with a 16-yard scramble in the second quarter...Departed the game early in the fourth quarter (coach's decision) with the Packers leading 53-20.

►**at Minnesota Vikings (11/23):** Connected on 19 of 29 passes for 209 yards and two TDs with no INTs for a 109.7 passer rating...It marked the seventh 100-plus passer-rating game in his last eight regular-season starts vs. Minnesota...Also marked his fourth consecutive zero-INT game against the Vikings...His first TD pass came with just over five minutes remaining in the first half when he rolled out to his right and lofted a pass to wide-open TE Richard Rodgers in the back-left corner of the end zone for a 1-yard TD...Connected with Lacy on a shovel pass that went for a 10-yard TD to put Green Bay up 24-14 midway through the fourth quarter.

►**vs. New England Patriots (11/30):** Threw for 368 yards, a season high at home this season, and two TDs with zero INTs on 24-of-38 passing for a 112.6 passer rating...Reached the 3,000-yard passing mark for the season, the sixth time he has done so in his career (2008-12, 2014)...Posted a 100-plus passer rating for the fourth straight game and registered his fourth consecutive zero-INT game...Threw for 282 yards in the first half alone, the fourth time in the last five games that he had thrown for 275-plus yards in the first half...No other NFL quarterback has posted more than two 275-yard first halves in the last 25 seasons (1990-2014)...On third down, completed 10 of 13 passes for 184 yards and a TD for a 143.9 passer rating...Threw a 32-yard TD pass to Rodgers late in the first quarter and a 45-yarder to Nelson late in the first half...The TD gave Nelson 10 TD catches on the season as he joined Cobb as the first duo in franchise history both post 10 TD grabs in the same season...Completed passes of 25-plus yards to five different players, the first Green Bay QB to do so since Lynn Dickey on Dec. 4, 1983, vs. Chicago.

►**vs. Atlanta Falcons (12/8):** In his 100th career regular-season start, he completed 24 of 36 passes for 327 yards and three TDs with

no INTs, his eighth game on the season with three-plus TD passes/zero INTs as he tied Brady's single-season NFL record...Marked his 30th career three-TD/zero-INT effort, tying Brett Favre's franchise record...Posted his fifth straight zero-INT game, bringing his streak of attempts without an INT to 175...Set NFL marks for the most TD passes (222), passing yards (27,520), zero-INT games (58), 100-plus rating games (60), passer rating (107.3) and TD/INT ratio (4.11, 222/54) by a QB in his first 100 career starts...Added 28 rushing yards on five carries (5.6 avg.), with two of the runs picking up first downs...On his 10-yard TD pass to Nelson with 24 seconds remaining in the first half, moved to his left to avoid blitzing DE Kroy Biermann before scrambling to his right as Nelson freed himself from coverage in the back of the end zone...Found Nelson for another score in the fourth quarter when he connected with him on a 60-yard throw down the middle of the field on a play-action pass, his NFL-leading fifth TD pass of 60-plus yards this season, which also matched his career high (2009, 2011).

► **at Buffalo Bills (12/14):** Completed 17 of 42 passes for 185 yards with two INTs...Saw his streak of consecutive attempts without an interception come to an end at 202 when he was picked off by S Baccari Rambo in the third quarter on a deep pass intended for Cobb...The streak was the second longest of his career (212 earlier this season) and the third longest in franchise history...Rushed for 27 yards on three carries (9.0 avg.), including a season-long 19-yarder.

► **at Tampa Bay Buccaneers (12/21):** Completed a season-high 31 passes on 40 attempts for 318 yards and a TD for a 108.1 passer rating, his eighth 300-yard passing game on the season as he tied his own single-season franchise record (2011)...Connected on 6 of 9 passes for 80 yards and a TD for a 131.7 rating on third down...Matched his season high by throwing for 17 first downs...Found Nelson on a slant for a 1-yard TD late in the game to put Green Bay up 20-3...Sustained a calf injury early in the game, but remained in the contest.

► **vs. Detroit Lions (12/28):** Threw for 226 yards and two TDs on 17-of-22 passing for a 139.6 passer rating, playing through a calf injury in the second half...Sustained the injury on his 4-yard TD pass over the middle to Cobb, one that put Green Bay up 14-0 with 2:24 remaining in the first half as he moved to his right on the throw...Missed the final snap of the first half and the first series of the second half, returning to the game midway through the third quarter with the game tied at 14...On his first pass after the injury, found Cobb over the middle for a 29-yard gain down to the Detroit 19...Led Green Bay on a seven-play, 60-yard TD drive on his first series back on the field, one that was capped off with a 13-yard TD pass to Cobb over the middle on third down...Following the injury, connected on 11 of 13 passes for 129 yards and a TD for a 133.7 passer rating...In the fourth quarter, called his own number for a 1-yard TD run up the middle that put Green Bay up 28-14, the 20th rushing TD of his career...Completed 7 of 8 passes on third down for 70 yards and a TD for a 142.7 passer rating...Was named NFC Offensive Player of the Week for his performance, the fourth time on the season he earned the weekly award and the 12th time he has received the honor in his career. His 12 Player of the Week Awards since 2010 are the most in the NFL.

### **89 Richard Rodgers, TE, Rookie, California**

• Played tight end for his first two seasons at California before moving to inside receiver as a junior in 2013, where he caught a career-high 39 passes for a career-best 608 yards (15.6 avg.) and a TD.

• Led the Golden Bears with 11 receptions of 20-plus yards in 2013.

• Appeared in 35 games with 11 starts during his three seasons at Cal and finished with 59 receptions for 896 yards (15.2 avg.) and two TDs.

**2014 Season:** Played in all 16 games with five starts and had 20 catches for 225 yards (12.3 avg.) and two TDs...Became the first rookie TE to appear in all 16 games for the Packers since Bubba Franks in 2000...Ranked fourth in the league in receptions among rookie tight ends.

► **at Seattle Seahawks (9/4):** Became the first Green Bay rookie TE to start a season opener since Jackie Harris opened in a two-tight-end set in 1990...Left the game due to a neck injury sustained in the second quarter,

but did return to action...Saw 20 snaps on offense.

► **vs. N.Y. Jets (9/14):** Started, appearing on 34 plays, and helped protect QB Aaron Rodgers as he threw for 346 yards and three TDs with no INTs.

► **at Detroit Lions (9/21):** Started and appeared on 11 offensive snaps.

► **at Chicago Bears (9/28):** Started and posted the first two receptions of his career, with both coming on Green Bay's opening drive...Hauled in a 9-yarder on the Packers' first offensive play and then caught a deep pass that went for 43 yards on the next snap, the longest reception by a rookie tight end in franchise history.

► **vs. Minnesota Vikings (10/2):** Appeared on 19 offensive plays but did not record any statistics.

► **at Miami Dolphins (10/12):** Played 34 snaps on offense.

► **vs. Carolina Panthers (10/19):** Playing against his father, Richard Sr. (special teams coordinator for the Panthers), appeared on 32 plays and caught a 1-yard pass...Also helped the offense rush for 122 yards on 30 carries (4.1 avg.)...Delivered a punishing block on S Roman Harper to help spring WR Randall Cobb for extra yardage on his season-long 47-yard reception in the second quarter.

► **at New Orleans Saints (10/26):** Played 34 snaps and registered four catches for a career-best 58 yards (14.5 avg.)...Lined up in the slot, found an opening down the left sideline for a 22-yard gain to the New Orleans 40 in the second quarter...Added a 14-yard grab over the middle at the end of the drive on third-and-20 to help set up Mason Crosby's 27-yard field goal.

► **vs. Chicago Bears (11/9):** Started as the Packers opened up with two tight ends (Andrew Quarless)...Played a season-high 51 snaps and caught two passes for 6 yards (3.0 avg.).

► **vs. Philadelphia Eagles (11/16):** Played 43 snaps and caught a 19-yard pass in the first quarter to convert a third-and-10 on a drive that was later capped off with Rodgers' 6-yard TD pass to WR Davante Adams...On the play, came out of the slot on the right side with S Malcolm Jenkins covering him as Rodgers found him moving to his left for the 19-yard gain to the Philadelphia 16.

► **at Minnesota Vikings (11/23):** Scored his first pro TD when he caught a 1-yard pass from Rodgers with just over five minutes remaining in the first half...Even though it was just a 1-yard grab, the ball traveled much farther than that as the QB rolled out to his right before looking back to find the wide-open TE in the back-left corner of the end zone for the score.

► **vs. New England Patriots (11/30):** Played 29 snaps and caught a TD pass for the second straight game, hauling in a 32-yarder from Rodgers at the end of the first quarter to put Green Bay up 13-0...Went down the seam and made an over-the-shoulder grab in the end zone with S Eugene Chung covering him...Finished with two receptions for 35 yards (17.5 avg.).

► **vs. Atlanta Falcons (12/8):** Played 34 snaps, helping clear holes for a pair of 70-yard rushers in RBs James Starks (75) and Eddie Lacy (73).

► **at Buffalo Bills (12/14):** Played 19 snaps, helping the offense register a season-best average of 6.3 yards per carry as the Packers posted their second straight 155-yard effort on the ground (158 yards on 25 attempts), the team's first time doing so since Weeks 8-9 in 2013.

► **at Tampa Bay Buccaneers (12/21):** Appeared on 35 plays and caught two passes for 13 yards (6.5 avg.).

► **vs. Detroit Lions (12/28):** Played 31 snaps and caught a career-high five passes for 40 yards (8.0 avg.)...Three of his receptions went for first downs, also a career best...Early in the second quarter, caught an 18-yard pass down the middle to the Green Bay 36, making a diving grab down the seam with S James Ihedigbo covering him...Later on the drive, converted a third down with a 7-yard grab over the middle on third-and-1, absorbing a hit from S Glover Quin as he caught it...Added another third-down conversion early in the fourth quarter with a 6-yard catch to the Detroit 30 on third-and-4 on a drive that was capped off with QB Aaron Rodgers' 1-yard TD run that put Green Bay up 28-14.

### **37 Sam Shields, CB, 5th Year, Miami**

- Had his finest statistical season in 2013, setting new career highs for starts (14), tackles (64), solo tackles (57) and passes defended (a team-high 25), and tied his previous career best with four INTs.

- Entered the NFL as a non-drafted free agent and earned the nickel corner-back job in 2010 as a rookie despite playing defense for just one season in college.

- Has 19 interceptions since 2010 (including playoffs), which ranks No. 3 in the NFL among active players behind only Seahawks CB Richard Sherman (24) and teammate Tramon Williams (22).

**2014 Season:** Started all 14 games he played in at RCB and posted 42 tackles (32 solo), two interceptions and 13 passes defended (No. 2 on the team)...Part of a secondary that helped Green Bay rank No. 7 in opponent passer rating (82.0) this season...Was named a Pro Bowl alternate...Was sidelined for two games due to a knee injury.

▶**at Seattle Seahawks (9/4):** Appeared on all 70 defensive plays, recording three tackles (one solo) and a team-high two passes defended.

▶**vs. N.Y. Jets (9/14):** Played 70 of 71 defensive snaps and registered a solo tackle and a pass defended...Part of a secondary that helped limit the Jets to 166 net passing yards.

▶**at Detroit Lions (9/21):** Appeared on 74 of 75 defensive snaps and helped limit WR Calvin Johnson to 82 yards on six receptions, his lowest yardage total of the season...Posted a season-high six tackles (all solo).

▶**at Chicago Bears (9/28):** Recorded five tackles (three solo) and tied his career high with four passes defended, appearing on all 78 defensive plays...Helped limit WR Brandon Marshall to two receptions for 19 yards (9.5 avg.), Marshall's lowest yardage output in seven career games against Green Bay...Picked off QB Jay Cutler's pass intended for Marshall at the Green Bay 27 late in the third quarter, cutting across the field and returning the pick 62 yards down the right sideline to the Chicago 11, a turnover that set up QB Aaron Rodgers' 3-yard TD pass to WR Randall Cobb...The 62-yard INT return was the longest of Shields' career.

▶**vs. Minnesota Vikings (10/2):** Played all 79 defensive snaps and posted a solo tackle...Helped limit the Vikings' top trio of receivers (Greg Jennings, Cordarrelle Patterson and Jarius Wright) to a combined 66 yards on seven receptions (9.4 avg.).

▶**at Miami Dolphins (10/12):** Posted two tackles (one solo) and his second interception of the season...Late in the second quarter, ran stride for stride with WR Brian Hartline and made a leaping interception of QB Ryan Tannehill's deep pass intended for Hartline at the Green Bay 32...Left the game with just under four minutes remaining in the third quarter due to a knee injury and did not return.

▶**vs. Carolina Panthers (10/19):** Inactive due to the knee injury.

▶**at New Orleans Saints (10/26):** Inactive (knee) for the second straight game.

▶**vs. Chicago Bears (11/9):** Returned to action after missing two games due to a knee injury, sliding back into his customary starting spot at RCB...Led the secondary with seven tackles (six solo) and added a pass defended on 60 snaps...The pass defended came when he nearly intercepted Cutler's pass intended for WR Alshon Jeffery near the goal line on fourth-and-goal from the 6 with just under eight minutes remaining in the first quarter.

▶**vs. Philadelphia Eagles (11/16):** Started and played 72 snaps, tied for second most on the team...Registered seven tackles (all solo), including a stop of WR Jeremy Maclin for a 1-yard loss on a fourth-quarter pass.

▶**at Minnesota Vikings (11/23):** Started and played 67 of 68 snaps, recording two solo tackles and a pass defended.

▶**vs. New England Patriots (11/30):** Started, but departed early in the second quarter after sustaining a concussion as he tried to make a tackle of RB Brandon Bolden on a run...Posted an assisted tackle and a pass defended on 10 snaps.

▶**vs. Atlanta Falcons (12/8):** Returned to action, appearing on 45 snaps and recording three tackles (two solo) and a pass defended...On S Morgan Burnett's 32-yard INT return in the second quarter, came from well behind Burnett on the sideline and ran across the field to deliver a

punishing block on TE Levine Toilolo near the end of the return to spring Burnett for more yardage.

▶**at Buffalo Bills (12/14):** Played 63 snaps and posted three tackles (one solo)...Part of a secondary that helped limit QB Kyle Orton to a 54.2 passer rating and 158 yards on 14-of-27 passing...Helped contain the starting WR duo of Sammy Watkins and Robert Woods to a combined 50 receiving yards on three receptions.

▶**at Tampa Bay Buccaneers (12/21):** Played 44 snaps and registered a pass defended...Broke up QB Josh McCown's deep pass down the sideline intended for WR Mike Evans on a third-and-16 in the second quarter to force a Tampa Bay punt...Part of a defense that allowed just 106 total yards, the fewest given up by Green Bay since Dec. 21, 2006 (104 yards vs. Minnesota)...Helped limit QB Josh McCown to 147 yards on 12-of-26 passing with an INT for a 48.1 passer rating.

▶**vs. Detroit Lions (12/28):** Played 55 snaps and posted a solo tackle...Helped limit Detroit's tandem of 1,000-yard receivers, Johnson and Golden Tate, to a combined seven catches for 84 yards (12.0 avg.).

### **71 Josh Sitton, G, 7th Year, Central Florida**

- Was named second-team All-Pro by *The Associated Press* last season, the first Green Bay offensive lineman to be honored by *AP* since G Marco Rivera (second team) in 2003.

- Made the transition to left guard in 2013, starting all 16 games there after spending his first five seasons at right guard for the Packers.

- Has started 94 of a possible 96 games since 2009, the most by a Packers offensive lineman over that span.

- Was named to his first career Pro Bowl in 2012, becoming the first Green Bay guard to be selected since Rivera in 2004.

**2014 Season:** Started all 16 games at LG...Was named to his second career Pro Bowl, his first time being selected for the original team (injury replacement in 2012)...Part of an offense that ranked No. 1 in the NFL in points per game (30.4), No. 6 in the league in yards per game (386.1) and tied for No. 1 in the NFL in giveaways with a franchise-record 13...Part of a line that allowed just nine sacks in the last eight games, the second-fewest allowed by an offensive line in the league over the final eight games behind only Denver (eight)...Helped the line finish tied for No. 9 in the league in total sacks allowed with 30 on the season, the fewest given up by Green Bay since 2007 (19)...Part of an offense that set a franchise record with 356 first downs on the season.

▶**at Seattle Seahawks (9/4):** Started at LG and appeared on all 62 offensive plays.

▶**vs. N.Y. Jets (9/14):** Played all 71 snaps and protected QB Aaron Rodgers as he threw for 346 yards, the most posted by a QB against the Jets since Saints QB Drew Brees threw for 382 last season in Week 9.

▶**at Detroit Lions (9/21):** Started at LG and played all 53 offensive snaps.

▶**at Chicago Bears (9/28):** Appeared on all 52 snaps and helped protect Rodgers as he threw for 302 yards and four TDs on 22-of-28 passing for a 151.2 passer rating, the third-best single-game mark of Rodgers' career (min. 20 attempts) and the fifth-best rating in franchise history...Part of a line that allowed just one sack for 0 yards on the afternoon and helped the offense score on six of seven possessions.

▶**vs. Minnesota Vikings (10/2):** Helped the offense record 42 points and a season-high 156 rushing yards on 28 attempts (5.6 avg.), including RB Eddie Lacy's season-best 105 yards and two TDs on 13 carries (8.1 avg.)...Lacy's average of 8.1 yards per carry was a career high (min. 10 attempts) and was the best average by a Green Bay RB in a 100-yard game since Brandon Jackson rushed for 115 yards on 10 attempts (11.5 avg.) at Washington on Oct. 10, 2010...Delivered a cut block on DT Linval Joseph to help spring Lacy for a 17-yard run in the first quarter...Sealed off DT Sharrif Floyd on Lacy's season-long 28-yard run in the first quarter...Played 44 of 54 offensive snaps, departing with just over 10 minutes remaining (coach's decision) and the Packers leading 42-10.

▶**at Miami Dolphins (10/12):** Appeared on all 80 snaps and was part of a line that helped the Green Bay offense rack up a season-high 27 first



downs, 369 total yards and a 37:12 time of possession, the best mark by the Packers since Week 8 last season at Minnesota (40:54).

►**vs. Carolina Panthers (10/19):** Started and helped the offense score TDs on four of its first five possessions as Green Bay got out to a 28-0 lead...Blocked for Rodgers as he completed 19 of 22 passes for 255 yards and three TDs, a career-high completion percentage of 86.4 and a passer rating of 154.5 that was the second best of his career (min. 20 attempts)... Played 49 of 58 offensive snaps, departing after Green Bay's final drive of the third quarter (coach's decision).

►**at New Orleans Saints (10/26):** Started and played 66 of 68 snaps, helping protect Rodgers on his way to 418 yards on 28-of-39 passing, the second-best yardage output of the QB's career and tied for the third-best total in franchise history...Helped Lacy (123) and WR Randall Cobb (126) become the first Green Bay RB/WR duo to both post 100 yards receiving in the same game since RB Eddie Lee Ivey (128) and WR Aundra Thompson (102) did so at Tampa Bay on Oct. 12, 1980...Did not play on Green Bay's final series (two snaps) due to a toe injury.

►**vs. Chicago Bears (11/9):** Was in the starting lineup despite missing practice time during the week due to the toe injury sustained at New Orleans in Week 8...Played 44 snaps, helping the offense rack up 55 points, which is tied for the third most in franchise history, and 451 total yards...Part of a line that didn't allow a sack and helped Rodgers throw for six TDs, which tied the single-game franchise record, with all of them coming in the first half as he tied Raiders QB Daryle Lamonica (1969) for the most in a first half in NFL history...Helped the offense score TDs on each of its first five possessions on the way to a 42-0 halftime lead, which tied the second-biggest halftime lead in league history...Got up the field to block LB Jonathan Bostic and help spring Lacy on a second-quarter screen pass that he took 56 yards for a touchdown.

►**vs. Philadelphia Eagles (11/16):** Started and played 57 snaps, departing in the fourth quarter (coach's decision) with the Packers holding a 53-20 lead...Helped the offense register 475 total yards, its second-highest output of the season, and 53 points as the Packers posted back-to-back 50-point games for the first time in franchise history...Protected Rodgers as he was sacked just once and as he threw for 341 yards and three TDs with no INTs, his seventh game on the season with three-plus TDs/zero INTs (tied for second in NFL history behind only Tom Brady's eight in 2007).

►**at Minnesota Vikings (11/23):** Started and played all 65 snaps as part of a line that allowed just one sack, bringing Green Bay's total to two sacks given up in the last three games...Helped clear the way for Lacy's season-high 125 rushing yards on 25 carries (5.0 avg.), with 55 of those coming in the fourth quarter, a career high for Lacy...With the Packers leading 24-21, cleared holes for Lacy to rush for 27 yards on five carries as Green Bay ran out the final 3:23 on the clock to clinch the win.

►**vs. New England Patriots (11/30):** Started and played all 73 snaps as the offense racked up 478 total yards, the most given up by New England on the season...Protected Rodgers as he threw for 368 yards (a season high at home) and two TDs on 24-of-38 passing, highlighted by 282 yards passing in the first half alone, Rodgers' fourth 275-yard first half in the last five games...Also helped clear the way for Lacy's 98 rushing yards on 21 carries (4.7 avg.), including four runs of 10-plus yards... Delivered a block on DT Chris Jones to help create a gaping hole for Lacy on his game-long 24-yard run on Green Bay's opening drive.

►**vs. Atlanta Falcons (12/8):** Started and appeared on all 68 snaps, helping the offense rack up season highs for total yards (502) and first downs (28)...Helped clear the way for a season-best 179 rushing yards on 30 attempts (6.0 avg), highlighted by a pair of 70-yard rushers in RBs James Starks (75 yards on 10 carries) and Lacy (73 yards on 13 carries)... Protected Rodgers as the line allowed just one sack and helped the QB throw for 327 yards and three TDs with no INTs on 24-of-36 passing (123.3 rating).

►**at Buffalo Bills (12/14):** Started and played all 71 snaps, helping the offense register a season-best average of 6.3 yards per carry as the Packers posted their second straight 155-yard effort on the ground (158

yards on 25 attempts), the team's first time doing so since Weeks 8-9 in 2013...Part of a line that allowed just one sack to a Buffalo defense that entered the game ranked No. 1 in the league in the category (48 in the first 13 games).

►**at Tampa Bay Buccaneers (12/21):** Started and played all 74 snaps, helping the offense rack up 431 total yards, Green Bay's sixth 400-yard game in the last eight contests...Part of a line that allowed just one sack of Rodgers for the third straight game and protected him as he threw for 318 yards and a TD on 31-of-40 passing...Blocked for Lacy as he rushed for 99 yards on 17 carries (5.8 avg.), highlighted by a season-long 44-yard TD run late in the first quarter.

►**vs. Detroit Lions (12/28):** Started and played all 66 snaps, helping the offense register 377 total yards against a Detroit defense that entered the game ranked No. 2 in the NFL (295.9 ypg)...Part of a line that cleared the way for Green Bay's 152 rushing yards on 38 attempts (4.0 avg.) against a Detroit defense that entered the game ranked No. 1 in the league against the run (63.8 ypg), the most yards given up on the ground by the Lions all season, highlighted by Lacy's 100-yard effort on 26 attempts (3.8 avg.)...Member of a line that allowed just one sack (QB Matt Flynn in the third quarter) for the fourth consecutive game, the longest single-season streak of zero sacks or one sack allowed since Weeks 8-11 in 2007... Protected Rodgers as he threw for 226 yards and two TDs with no INTs for a 139.6 passer rating.

#### **44 James Starks, RB, 5th Year, Buffalo**

• Rushed for 493 yards and a career-high three TDs on 89 carries in 2013, an average of 5.54 yards per carry that ranked No. 1 in the NFL among players with 80-plus attempts.

• Was tied for No. 2 in the NFL last season with three TD runs of 20-plus yards, trailing only Eagles RB LeSean McCoy (four).

• Rushed for a team-high 1,326 yards over the past three seasons (2011-13), highlighted by his club-high 578 rushing yards in 2011.

• Posted a league-leading 315 rushing yards in the 2010 postseason, third most ever by a rookie RB in the postseason behind only Washington's Timmy Smith (342 in 1987) and Baltimore's Jamal Lewis (338 in 2000).

**2014 Season:** Played in all 16 games for the first time in his career and rushed for 333 yards and two TDs on 85 attempts (3.9 avg.)...Added 18 catches for 140 yards (7.8 avg.)...Led the team in rushing in three games.

►**at Seattle Seahawks (9/4):** Led the team with 37 yards on just seven carries (5.3 avg), adding two receptions for 11 yards (5.5 avg.).

►**vs. N.Y. Jets (9/14):** Saw limited action on offense, but did not record any statistics.

►**at Detroit Lions (9/21):** Led the team with 38 rushing yards on eight attempts (4.8 avg.), including a 15-yard run off right tackle in the second quarter.

►**at Chicago Bears (9/28):** Saw limited action on offense and special teams.

►**vs. Minnesota Vikings (10/2):** Posted season highs for rushing attempts (12) and rushing yards (46), and added two receptions for 2 yards (1.0 avg.).

►**at Miami Dolphins (10/12):** Rushed for 31 yards on eight carries (3.9 avg.) and added two receptions for 11 yards (5.5 avg.)...Posted two key plays on Green Bay's game-winning 60-yard TD drive, picking up 12 yards on a carry on the first play of the series and then later catching a pass over the middle at the 28 and fighting his way to the Miami 20 for a 10-yard gain to convert a third-and-10.

►**vs. Carolina Panthers (10/19):** Rushed for 36 yards on seven carries (5.1 avg.), highlighted by his first TD of the season, a 13-yard TD run late in the first quarter...Took the handoff from Rodgers, bounced it out to the left and then ran through tackle attempts by S Thomas DeCoud and CB Melvin White to get into the end zone...Also had a 7-yard reception... Departed the game midway through the third quarter with an ankle injury and did not return.

►**at New Orleans Saints (10/26):** Played 14 snaps and rushed for 5 yards on two carries (2.5 avg.).

►**vs. Chicago Bears (11/9):** Saw action on 10 plays, carrying five times for 10 yards (2.0 avg.) on the evening.

►**vs. Philadelphia Eagles (11/16):** Rushed for 9 yards on eight carries (1.1 avg.) and caught two passes for 17 yards (8.5 avg.), including a season-long 14-yarder from QB Matt Flynn in the fourth quarter.

►**at Minnesota Vikings (11/23):** Saw limited action, playing four snaps on offense...Had one carry that he fumbled (loss of 4 yards), one that was recovered by WR Jordy Nelson at the Green Bay 42.

►**vs. New England Patriots (11/30):** Rushed one time for 2 yards and caught two passes for 34 yards (17.0), highlighted by a career-long 28-yard grab late in the first half that helped set up QB Aaron Rodgers' 45-yard TD pass to Nelson that put Green Bay up 23-14 at the half...Lined up in the backfield, he made an out-and-up move on DE Rob Ninkovich in the flat as Rodgers scrambled to his right and found him down the right sideline for a big gain out to the Green Bay 47.

►**vs. Atlanta Falcons (12/8):** Led the team with a season-high 75 rushing yards and a TD on 10 carries (7.5 avg.)...His average of 7.5 yards per carry was the second best in his career in games with 10 or more attempts...Matched his career-long run with a 41-yarder on Green Bay's final drive that clinched the win...With Green Bay leading 43-37, took the handoff from Rodgers off the left side before finding a hole as he took it down the sideline to the Atlanta 6.

►**at Buffalo Bills (12/14):** Rushed for 19 yards on four carries (4.8 avg.) and caught a pass for 10 yards.

►**at Tampa Bay Buccaneers (12/21):** Rushed seven times for 3 yards (0.4 avg.) and caught a season-high four passes for 22 yards (5.5 avg.).

►**vs. Detroit Lions (12/28):** Posted 26 rushing yards on five carries (5.2 avg.), highlighted by a 21-yard run on the Packers' opening drive on his first carry of the game...Found a hole between G T.J. Lang and T Bryan Bulaga and then made S James Ihedigbo miss at the second level as he took it down to the Detroit 7.

### **65 Lane Taylor, G, 2nd Year, Oklahoma State**

• One of three non-drafted rookie free agents to make Green Bay's opening-day roster in 2013, he went on to appear in 10 games last season.

• Played primarily on special teams but also saw limited action at right guard in his first season.

**2014 Season:** Played in all 16 games, seeing action on offense and special teams.

►**at Seattle Seahawks (9/4):** Saw limited action on special teams.

►**vs. N.Y. Jets (9/14):** Appeared on 10 plays on special teams.

►**at Detroit Lions (9/21):** Played six snaps on special teams.

►**at Chicago Bears (9/28):** Appeared on 13 plays on special teams.

►**vs. Minnesota Vikings (10/2):** Saw the most significant action of his career on offense, appearing on 10 snaps at LG for Josh Sitton (coach's decision) in the fourth quarter...Entered the game with just over 10 minutes remaining.

►**at Miami Dolphins (10/12):** Appeared on 10 snaps on special teams.

►**vs. Carolina Panthers (10/19):** Played nine snaps at LG for Sitton (coach's decision) in the fourth quarter after the veteran departed following Green Bay's final drive of the third quarter.

►**at New Orleans Saints (10/26):** Saw the most extensive action of his career, taking over at right guard for an injured T.J. Lang (ankle) following the first series of the game...Played 63 of 68 offensive snaps, helping protect QB Aaron Rodgers on his way to 418 yards on 28-of-39 passing, the second-best yardage output of the QB's career and tied for the third-best total in franchise history...Helped RB Eddie Lacy (123) and WR Randall Cobb (126) become the first Green Bay RB/WR duo to both post 100 yards receiving in the same game since RB Eddie Lee Ivey (128) and WR Aundra Thompson (102) did so at Tampa Bay on Oct. 12, 1980.

►**vs. Chicago Bears (11/9):** Saw time on offense and special teams, playing 23 snaps at RG in the second half in place of Lang (coach's decision)...Helped the Packers rush for 66 yards on 12 carries (5.5 avg.) in the fourth quarter.

►**vs. Philadelphia Eagles (11/16):** Came in for RG T.J. Lang midway

through the fourth quarter and played 12 snaps...Also appeared on 10 plays on special teams.

►**at Minnesota Vikings (11/23):** Entered the game for Lang (ankle) for the final six snaps of Green Bay's second drive of the day...Also played four snaps on special teams.

►**vs. New England Patriots (11/30):** Played seven snaps on special teams.

►**vs. Atlanta Falcons (12/8):** Came in as an extra tackle on RB Eddie Lacy's 1-yard TD run in the second quarter, lining up on the far right side of the line...Also played nine snaps on special teams.

►**at Buffalo Bills (12/14):** Played one snap on offense as an extra offensive lineman and four snaps on special teams.

►**at Tampa Bay Buccaneers (12/21):** Played five snaps on special teams.

►**vs. Detroit Lions (12/28):** Appeared on five plays on special teams and one on offense, appearing as an extra lineman in the first quarter for a goal-line run.

### **16 Scott Tolzien, QB, 4th Year, Wisconsin**

• Was on Green Bay's practice squad for the first eight games in 2013 before being signed to the active roster, appearing in three games with two starts on the season.

• Threw for 339 yards in his first career start (at N.Y. Giants, Week 11), the most by a Green Bay QB in his first start with the team in franchise history. Posted 619 passing yards in his first two NFL games, the most in franchise history and the fourth most in NFL history.

• Was on San Francisco's 53-man roster for the 2011-12 seasons, but did not appear in a game for the 49ers.

**2014 Season:** Was active but did not play in one contest and was inactive as the third QB for the other 15 games.

►**at Seattle Seahawks (9/4) – at Tampa Bay Buccaneers (12/21):** Inactive (healthy scratch).

►**vs. Detroit Lions (12/28):** Was active for the first time on the season, serving as the No. 3 QB, but did not play.

### **73 JC Tretter, C/G, 2nd Year, Cornell**

• Spent the majority of his rookie campaign on reserve/physically unable to perform after sustaining a significant ankle injury during the first practice of Organized Team Activities in the spring.

• Returned to practice on Nov. 19 and was activated to the 53-man roster on Dec. 10. Was a gameday inactive for the final three regular-season games and the Packers' playoff contest.

**2014 Season:** Was activated to the 53-man roster from injured reserve/designated for return on Nov. 3...Played in the final eight games.

►**at Seattle Seahawks (9/4):** Was placed on injured reserve/designated for return the day before the game.

►**vs. Chicago Bears (11/9):** Made his NFL debut, playing 23 snaps on offense and nine on special teams...Entered the game at LG in the third quarter in place of Josh Sitton (coach's decision) and then kicked out to LT in the fourth quarter for David Bakhtiari (coach's decision) with Garth Gerhart at LG...Helped the Packers rush for 66 yards on 12 carries (5.5 avg.) in the fourth quarter.

►**vs. Philadelphia Eagles (11/16):** Came in for LT David Bakhtiari midway through the fourth quarter and played 12 snaps...Also appeared on 10 plays on special teams.

►**at Minnesota Vikings (11/23):** Appeared on four plays on special teams.

►**vs. New England Patriots (11/30):** Played seven snaps on special teams.

►**vs. Atlanta Falcons (12/8):** Came in as an extra tackle on RB Eddie Lacy's 1-yard TD run in the second quarter, blocking DE Malliciah Goodman to help create a lane for Lacy...Also played eight snaps on special teams.

►**at Buffalo Bills (12/14):** Played the final 11 snaps of the game at RT in place of an injured Bryan Bulaga (concussion)...Also appeared on four

plays earlier in the contest as an extra tackle and four on special teams.

► **at Tampa Bay Buccaneers (12/21):** Played five snaps as an extra lineman on offense and five on special teams.

► **vs. Detroit Lions (12/28):** Appeared on five plays on special teams and two on offense, appearing as an extra lineman in the first quarter for a pair of goal-line plays.

### **38 Tramon Williams, CB, 8th Year, Louisiana Tech**

• Has 22 interceptions since 2010 (including playoffs), which ranks No. 2 in the NFL over that span among active players (Seahawks CB Richard Sherman, 24).

• Has started 62 consecutive regular-season games for the Packers, the longest active streak with Green Bay among players on the defensive side of the ball.

• Ranked No. 1 in the NFL with a combined nine interceptions in 2010 (six in regular season, three in postseason).

• Posted 63 tackles, six interceptions and 23 passes defended on his way to being selected to his first Pro Bowl in 2010 as an injury replacement.

**2014 Season:** Started all 16 games at LCB and registered 78 tackles (62 solo), three interceptions (tied for the team lead) and a team-high 16 passes defended...Ranked No. 4 on the team in tackles...Part of a secondary that helped Green Bay rank No. 7 in the NFL in opponent passer rating (82.0) this season...Was named a Pro Bowl alternate.

► **at Seattle Seahawks (9/4):** Played all 70 defensive snaps and registered three tackles (all solo) and a pass defended.

► **vs. N.Y. Jets (9/14):** Appeared on 70 of 71 defensive plays and recorded six tackles (four solo), two QB hits, an interception and two passes defended...His interception proved to be a momentum-turning play, one that came with the Jets driving late in the first half with a 21-9 lead...Jumped in front of TE Zach Sudfeld to pick off QB Geno Smith's pass at the Green Bay 3...The turnover would turn into seven points as the Packers drove 97 yards in 10 plays to cut the Jets' halftime lead to 21-16.

► **at Detroit Lions (9/21):** Played all 75 defensive snaps and helped limit WR Calvin Johnson to 82 yards on six receptions, his lowest yardage total of the season...Led the secondary with eight tackles (seven solo) and added a pass defended.

► **at Chicago Bears (9/28):** Appeared on all 78 defensive snaps and registered eight tackles (four solo) and two passes defended...Helped limit WR Brandon Marshall to two receptions for 19 yards (9.5 avg.), Marshall's lowest yardage output in seven career games against Green Bay...Jumped a route to deflect QB Jay Cutler's pass intended for WR Josh Morgan near the Green Bay 20 in the third quarter, a deflection that went into the hands of LB Clay Matthews at the 25 and was returned 40 yards to the Chicago 35.

► **vs. Minnesota Vikings (10/2):** Played all 79 defensive snaps and posted a season-high nine tackles (eight solo) and two passes defended...Helped limit the Vikings' top trio of receivers (Greg Jennings, Cordarrelle Patterson and Jarius Wright) to a combined 66 yards on seven receptions (9.4 avg.).

► **at Miami Dolphins (10/12):** Appeared on 35 snaps, recording four tackles (three solo), before departing the game with just over three minutes remaining in the third quarter (ankle) and did not return.

► **vs. Carolina Panthers (10/19):** Despite not practicing two days and being limited in the other practice due to an ankle injury, started his 53rd consecutive regular-season game...Recorded two tackles (one solo) and a pass defended.

► **at New Orleans Saints (10/26):** Started and played 67 of 68 snaps, recording six tackles (four solo) and a fumble recovery...Recovered a FB Erik Lorig fumble at the Green Bay 16 on a third-and-2, one that was forced by DT Letroy Guion, with just over a minute remaining in the contest.

► **vs. Chicago Bears (11/9):** Appeared on 52 plays and registered two solo tackles.

► **vs. Philadelphia Eagles (11/16):** Played 60 snaps, recording six tackles (four solo) and an interception...Matched up against WR Jeremy Maclin in the fourth quarter, got in front of him as Maclin slipped to pick

off QB Mark Sanchez's pass near the sideline.

► **at Minnesota Vikings (11/23):** Appeared on 64 plays, tying for the team lead with two passes defended while adding three solo tackles.

► **vs. New England Patriots (11/30):** Played all 56 snaps and matched his season high with a team-best nine tackles (eight solo)...Brought down WR Julian Edelman on a short pass over the middle late in the first quarter after he picked up 4 yards on third-and-5 to force a three-and-out.

► **vs. Atlanta Falcons (12/8):** Played all 67 snaps, registering three tackles (two solo) and a pass defended...Made a leaping breakup of a QB Matt Ryan pass early in the second quarter, nearly picking off the pass intended for WR Roddy White down the right sideline.

► **at Buffalo Bills (12/14):** Played 64 snaps and posted two solo tackles, an interception and a team-high two passes defended...On the interception late in the second quarter, ran stride for stride with WR Sammy Watkins to make a leaping interception of Kyle Orton's pass intended for the rookie wideout down the right sideline at the Green Bay 34...Part of a secondary that helped limit Orton to a 54.2 passer rating and 158 yards on 14-of-27 passing...Helped contain the starting WR duo of Watkins and Robert Woods to a combined 50 receiving yards on three receptions.

► **at Tampa Bay Buccaneers (12/21):** Played all 49 snaps and registered three solo tackles...Part of a defense that allowed just 106 total yards, the fewest given up by Green Bay since Dec. 21, 2006 (104 yards vs. Minnesota)...Helped limit QB Josh McCown to 147 yards on 12-of-26 passing with an INT for a 48.1 passer rating.

► **vs. Detroit Lions (12/28):** Played all 69 snaps and posted four tackles (all solo) and a pass defended...Broke up a short pass from QB Matthew Stafford over the middle intended for Johnson in the first quarter...Helped limit Detroit's tandem of 1,000-yard receivers, Johnson and Golden Tate, to a combined seven catches for 84 yards (12.0 avg.)...With the Packers leading 30-20 with less than two minutes remaining in the game, dove on P Sam Martin's onside kick at the Detroit 47.



# National Football League Game Summary

NFL Copyright © 2014 by The National Football League. All rights reserved. This summary and play-by-play is for the express purpose of assisting media in their coverage of the game; any other use of this material is prohibited without the written permission of the National Football League. Updated: 12/29/2014

Date: Sunday, 12/28/2014

## Detroit Lions at Green Bay Packers

Start Time: 3:25 PM CST

at Lambeau Field, Green Bay, WI

### Game Day Weather

Game Weather: Cloudy  
Played Outdoor on Turf: DD GrassMaster

Temp: 27° F (-2.8° C) Humidity: 69%, Wind: West 5 mph  
Wind Chill: 21

### Officials

Referee: Anderson, Walt (66) Umpire: Rice, Jeff (44) Head Linesman: Stelljes, Steve (22)  
Line Judge: Boston, Byron (18) Side Judge: Meyer, Greg (78) Field Judge: Hall, Eugene (103)  
Back Judge: Miles, Terrence (111) Replay Official: Grant, Jim ( )

### Lineups

Detroit Lions			Green Bay Packers				
Offense		Defense	Offense		Defense		
WR 15	G.Tate	DE 94	E.Ansah	WR 87	J.Nelson	NT 98	L.Guion
WR 12	J.Ross	DT 99	C.Mosley	WR 17	D.Adams	RDE 76	M.Daniels
LT 71	R.Reiff	DT 90	N.Suh	LT 69	D.Bakhtiari	LOLB 56	J.Peppers
LG 67	R.Sims	DE 91	J.Jones	LG 71	J.Sitton	BLB 58	S.Barrington
C 64	T.Swanson	MLB 59	T.Whitehead	C 63	C.Linsley	MLB 52	C.Matthews
RG 75	L.Warford	OLB 54	D.Levy	RG 70	T.Lang	ROLB 53	N.Perry
RT 77	C.Lucas	CB 31	R.Mathis	RT 75	B.Bulaga	LCB 38	T.Williams
TE 85	E.Ebron	CB 23	D.Slay	TE 81	A.Quarless	RCB 37	S.Shields
WR 81	C.Johnson	SS 32	J.Ihedigbo	WR 18	R.Cobb	SS 42	M.Burnett
QB 9	M.Stafford	FS 27	G.Quin	QB 12	A.Rodgers	FS 21	H.Clinton-Dix
RB 21	R.Bush	CB 26	D.Carey	RB 27	E.Lacy	CB 33	M.Hyde

### Substitutions

K 5 M.Prater, P 6 S.Martin, WR 10 C.Fuller, RB 25 T.Riddick, CB 29 C.Vaughn, RB 35 J.Bell, RB 38 G.Winn, CB 39 M.Seisay, S 42 I.Abdul-Quddus, FB 45 J.Collins, LS 48 D.Muhlbach, LB 49 J.Stanford, DE 52 D.Tapp, LB 57 J.Bynes, LB 58 A.Palmer, T 70 G.Reynolds, TE 87 B.Pettigrew, TE 89 K.Davis, DE 92 D.Taylor, DE 93 G.Johnson, LB 95 K.Van Noy, DT 96 A.Fluellen

### Substitutions

K 2 M.Crosby, P 8 T.Masthay, QB 10 M.Flynn, WR 11 J.Boykin, CB 24 J.Bush, S 28 S.Richardson, CB 29 C.Hayward, FB 30 J.Kuhn, S 32 C.Banjo, CB 39 D.Goodson, RB 44 J.Starks, LB 50 A.Hawk, LB 59 B.Jones, LS 61 B.Goode, DT 64 M.Pennel, G 65 L.Taylor, C/G 73 J.Tretter, TE 86 B.Bostick, TE 89 R.Rodgers, LB 91 J.Elliott, DT 93 J.Boyd, DE 95 D.Jones, LB/DE 96 M.Neal

### Did Not Play

QB 8 D.Orlovsky, G 68 D.Keyton

### Did Not Play

QB 16 S.Tolzien

### Not Active

QB 17 K.Moore, CB 24 J.Thomas, G 74 R.Austin, DE 79 L.Webster, WR 84 R.Broyles, DT 97 C.Reid, DT 98 N.Fairley

### Not Active

RB 26 D.Harris, CB 31 D.House, LB 54 C.Bradford, C 72 G.Gerhart, TE 80 J.Perillo, WR 83 J.Janis, DT 99 B.Gaston

### Field Goals (made ( ) & missed)

		M.Crosby	52B			
		1	2	3	4	OT Total
VISITOR:	Detroit Lions	0	7	7	6	0 20
HOME:	Green Bay Packers	7	7	7	9	0 30

### Scoring Plays

Team	Qtr	Time	Play Description (Extra Point) (Drive Info)	Visitor	Home
Packers	1	4:49	M.Hyde 55 yd. punt return (M.Crosby kick)	0	7
Packers	2	2:24	R.Cobb 4 yd. pass from A.Rodgers (M.Crosby kick) (6-69, 3:55)	0	14
Lions	2	0:24	C.Johnson 20 yd. pass from M.Stafford (M.Prater kick) (8-77, 2:00)	7	14
Lions	3	7:34	C.Johnson 4 yd. pass from M.Stafford (M.Prater kick) (11-51, 5:21)	14	14
Packers	3	3:33	R.Cobb 13 yd. pass from A.Rodgers (M.Crosby kick) (7-60, 4:01)	14	21
Packers	4	8:45	A.Rodgers 1 yd. run (M.Crosby kick) (9-42, 4:43)	14	28
Packers	4	2:32	Penalty on M.Stafford enforced in end zone for a Safety	14	30
Lions	4	1:45	T.Riddick 6 yd. pass from M.Stafford (run failed) (5-44, 0:47)	20	30

Paid Attendance: 78,408

Time: 3:16

**Detroit Lions vs Green Bay Packers**  
**12/28/2014 at Lambeau Field**

# Final Individual Statistics

## Detroit Lions

## Green Bay Packers

RUSHING						RUSHING					
	ATT	YDS	AVG	LG	TD		ATT	YDS	AVG	LG	TD
J.Bell	13	60	4.6	18	0	E.Lacy	26	100	3.8	22	0
M.Stafford	4	29	7.3	18	0	J.Starks	5	26	5.2	21	0
R.Bush	5	19	3.8	14	0	A.Rodgers	2	14	7.0	13	1
J.Collins	1	3	3.0	3	0	J.Kuhn	3	6	2.0	4	0
						R.Cobb	2	6	3.0	6	0
Total	23	111	4.8	18	0	Total	38	152	4.0	22	1

PASSING									PASSING								
	ATT	CMP	YDS	SK/YD	TD	LG	IN	RT		ATT	CMP	YDS	SK/YD	TD	LG	IN	RT
M.Stafford	41	20	217	2/15	3	22	0	89.2	A.Rodgers	22	17	226	0/0	2	34	0	139.6
									M.Flynn	1	1	6	1/7	0	6	0	91.7
Total	41	20	217	2/15	3	22	0	89.2	Total	23	18	232	1/7	2	34	0	137.7

PASS RECEIVING								PASS RECEIVING							
	TAR	REC	YDS	AVG	LG	TD		TAR	REC	YDS	AVG	LG	TD		
T.Riddick	7	5	34	6.8	21	1	J.Nelson	8	6	86	14.3	22	0		
C.Johnson	11	4	39	9.8	20	2	R.Rodgers	5	5	40	8.0	18	0		
G.Tate	6	3	45	15.0	19	0	R.Cobb	5	4	80	20.0	34	2		
R.Bush	6	3	22	7.3	10	0	E.Lacy	4	3	26	8.7	15	0		
E.Ebron	6	2	38	19.0	22	0	A.Quarless	1	0	0	0.0	0	0		
J.Ross	2	2	33	16.5	20	0									
J.Collins	1	1	6	6.0	6	0									
C.Fuller	1	0	0	0.0	0	0									
Total	40	20	217	10.9	22	3	Total	23	18	232	12.9	34	2		

INTERCEPTIONS							INTERCEPTIONS						
	NO	YDS	AVG	LG	TD		NO	YDS	AVG	LG	TD		
Total	0	0	0	0	0	Total	0	0	0	0	0		

PUNTING								PUNTING							
	NO	YDS	AVG	NET	TB	IN20	LG		NO	YDS	AVG	NET	TB	IN20	LG
S.Martin	4	152	38.0	24.3	0	1	45	T.Masthay	3	117	39.0	27.7	1	1	47
Total	4	152	38.0	24.3	0	1	45	Total	3	117	39.0	27.7	1	1	47

PUNT RETURNS								PUNT RETURNS							
	NO	YDS	AVG	FC	LG	TD		NO	YDS	AVG	FC	LG	TD		
J.Ross	1	14	14.0	0	14	0	M.Hyde	1	55	55.0	0	55	1		
[OUT OF BOUNDS]	1	0	0.0	0	0	0	R.Cobb	0	0	0.0	2	0	0		
[TOUCHBACK]	1	0	0.0	0	0	0	[DOWNED]	1	0	0.0	0	0	0		
Total	1	14	14.0	0	14	0	Total	1	55	55.0	2	55	1		

KICKOFF RETURNS								KICKOFF RETURNS							
	NO	YDS	AVG	FC	LG	TD		NO	YDS	AVG	FC	LG	TD		
J.Ross	5	126	25.2	0	41	0	R.Cobb	1	0	0.0	0	0	0		
							[OUT OF BOUNDS]	1	0	0.0	0	0	0		
							[TOUCHBACK]	2	0	0.0	0	0	0		
Total	5	126	25.2	0	41	0	Total	1	0	0.0	0	0	0		

### Detroit Lions

FUMBLES	FUM	LOST	OWN-REC	YDS	TD	FORCED	OPP-REC	YDS	TD	OUT-BDS
J.Bell	1	0	1	0	0	0	0	0	0	0
M.Stafford	1	1	0	0	0	0	0	0	0	0
J.Ihedigbo	0	0	0	0	0	1	0	0	0	0
G.Johnson	0	0	0	0	0	0	1	0	0	0
C.Vaughn	0	0	0	0	0	0	1	0	0	0
Total	2	1	1	0	0	1	2	0	0	0

### Green Bay Packers

FUMBLES	FUM	LOST	OWN-REC	YDS	TD	FORCED	OPP-REC	YDS	TD	OUT-BDS
R.Cobb	1	1	0	0	0	0	0	0	0	0
E.Lacy	1	1	0	0	0	0	0	0	0	0
L.Guion	0	0	0	0	0	1	0	0	0	0
M.Burnett	0	0	0	0	0	0	1	0	0	0
Total	2	2	0	0	0	1	1	0	0	0

**Detroit Lions vs Green Bay Packers**  
**12/28/2014 at Lambeau Field**

# Final Team Statistics

	<b>Visitor Lions</b>	<b>Home Packers</b>
<b>TOTAL FIRST DOWNS</b>	23	24
By Rushing	8	7
By Passing	14	14
By Penalty	1	3
<b>THIRD DOWN EFFICIENCY</b>	4-11-36%	8-13-62%
<b>FOURTH DOWN EFFICIENCY</b>	1-3-33%	0-1-0%
<b>TOTAL NET YARDS</b>	313	377
Total Offensive Plays (inc. times thrown passing)	66	62
Average gain per offensive play	4.7	6.1
<b>NET YARDS RUSHING</b>	111	152
Total Rushing Plays	23	38
Average gain per rushing play	4.8	4.0
Tackles for a loss-number and yards	2-5	2-4
<b>NET YARDS PASSING</b>	202	225
Times thrown - yards lost attempting to pass	2-15	1-7
Gross yards passing	217	232
<b>PASS ATTEMPTS-COMPLETIONS-HAD INTERCEPTED</b>	41-20-0	23-18-0
Avg gain per pass play (inc.# thrown passing)	4.7	9.4
<b>KICKOFFS Number-In End Zone-Touchbacks</b>	5-2-2	5-4-0
<b>PUNTS Number and Average</b>	4-38.0	3-39.0
Had Blocked	0	0
<b>FGs - PATs Had Blocked</b>	0-0	1-0
<b>Net Punting Average</b>	24.3	27.7
<b>TOTAL RETURN YARDAGE (Not Including Kickoffs)</b>	14	55
No. and Yards Punt Returns	1-14	1-55
No. and Yards Kickoff Returns	5-126	1-0
No. and Yards Interception Returns	0-0	0-0
<b>PENALTIES Number and Yards</b>	10-53	5-40
<b>FUMBLES Number and Lost</b>	2-1	2-2
<b>TOUCHDOWNS</b>	3	4
Rushing	0	1
Passing	3	2
Punt Returns	0	1
<b>EXTRA POINTS Made-Attempts</b>	2-3	4-4
Kicking Made-Attempts	2-2	4-4
Rushing Made-Attempts	0-1	0-0
<b>FIELD GOALS Made-Attempts</b>	0-0	0-1
<b>RED ZONE EFFICIENCY</b>	2-2-100%	3-4-75%
<b>GOAL TO GO EFFICIENCY</b>	1-1-100%	2-3-67%
<b>SAFETIES</b>	0	1
<b>FINAL SCORE</b>	20	30
<b>TIME OF POSSESSION</b>	25:42	34:18



**Detroit Lions vs Green Bay Packers**  
**12/28/2014 at Lambeau Field**

# Ball Possession And Drive Chart

**Detroit Lions**

#	Time Recd	Time Lost	Time Poss	How Ball Obtained	Drive Began	# Play	Yds Gain	Yds Pen	Net Yds	1st Down	Last Scrm	How Given Up
1	15:00	12:45	2:15	Kickoff	DET 20	3	3	0	3	0	DET 23	Punt
2	7:44	4:49	2:55	Downs	DET 2	5	9	-1	8	1	DET 10	Punt
3	4:49	13:52	5:57	Kickoff	DET 8	11	60	-5	55	4	GB 37	Punt
4	10:00	6:19	3:41	Fumble	DET 17	10	52	0	52	3	GB 31	Downs
5	2:24	0:24	2:00	Kickoff	DET 23	8	62	15	77	5	GB 20	Touchdown
6	12:55	7:34	5:21	Punt	DET 49	11	51	0	51	5	* GB 4	Touchdown
7	3:33	3:02	0:31	Kickoff	DET 39	3	0	0	0	0	DET 39	Punt
8	13:36	13:28	0:08	Missed FG	DET 42	1	0	0	0	0	DET 42	Fumble
9	8:45	7:21	1:24	Kickoff	DET 25	6	38	0	38	2	GB 37	Downs
10	2:39	2:32	0:07	Punt	DET 10	1	0	-10	-10	0	DET 10	Safety
11	2:32	1:45	0:47	Muffed Kickoff	GB 44	5	44	0	44	3	* GB 6	Touchdown
12	0:36	0:00	0:36	Punt	DET 20	2	-6	0	-6	0	DET 11	End of Game

(311) Average DET 26

**Green Bay Packers**

#	Time Recd	Time Lost	Time Poss	How Ball Obtained	Drive Began	# Play	Yds Gain	Yds Pen	Net Yds	1st Down	Last Scrm	How Given Up
1	12:45	7:44	5:01	Punt	GB 37	10	61	1	62	4	* DET 1	Downs
2	13:52	10:00	3:52	Punt	GB 6	9	76	0	76	4	DET 26	Fumble
3	6:19	2:24	3:55	Downs	GB 31	6	69	0	69	5	* DET 4	Touchdown
4	0:24	0:00	0:24	Kickoff	GB 20	1	3	0	3	0	GB 20	End of Half
5	15:00	12:55	2:05	Kickoff	GB 20	3	-1	0	-1	0	GB 19	Punt
6	7:34	3:33	4:01	Kickoff	GB 40	7	55	5	60	3	* DET 13	Touchdown
7	3:02	13:36	4:26	Punt	GB 25	9	51	-10	41	3	DET 34	Missed FG
8	13:28	8:45	4:43	Fumble	DET 42	9	33	9	42	4	* DET 1	Touchdown
9	7:21	2:39	4:42	Downs	GB 37	6	25	-5	20	1	DET 43	Punt
10	1:45	0:36	1:09	Kickoff	DET 47	3	5	-5	0	0	DET 47	Punt

(327) Average GB 33

**\* inside opponent's 20**

**Time of Possession by Quarter**

	1st	2nd	3rd	4th	OT	Total
<b>Visitor</b> Detroit Lions	9:59	6:49	5:52	3:02		25:42
<b>Home</b> Green Bay Packers	5:01	8:11	9:08	11:58		34:18

**Kickoff Drive No.-Start Average**

Lions: 5 - DET 23                      Packers: 3 - GB 27

**Detroit Lions vs Green Bay Packers**  
**12/28/2014 at Lambeau Field**

## Final Defensive Statistics

Detroit Lions	Regular Defensive Plays											Special Teams					Misc			
	TKL	AST	COMB	SK	/ YDS	TFL	Q	IN	PD	FF	FR	TKL	AST	FF	FR	BL	TKL	AST	FF	FR
D.Levy	8	3	11	0	0	0	0	0	0	0	0	0	0	0	0	0	0	0	0	0
G.Quin	7	1	8	0	0	0	0	0	0	0	0	0	0	0	0	0	0	0	0	0
N.Suh	6	1	7	0	0	1	1	0	1	0	0	0	0	0	0	0	0	0	0	0
E.Ansah	4	1	5	0	0	0	0	0	0	0	0	0	0	0	0	0	0	0	0	0
A.Fluellen	4	1	5	0	0	1	0	0	0	0	0	0	0	0	0	0	0	0	0	0
C.Mosley	4	1	5	0	0	0	0	0	0	0	0	0	0	0	0	0	0	0	0	0
J.Ihedigbo	3	1	4	0	0	0	0	0	0	1	0	0	0	0	0	0	0	0	0	0
T.Whitehead	2	2	4	0	0	0	0	0	1	0	0	0	0	0	0	0	0	0	0	0
J.Jones	2	1	3	1	7	1	1	0	0	0	0	0	0	0	0	0	0	0	0	0
I.Abdul-Quddus	2	1	3	0	0	0	0	0	0	0	0	1	0	0	1	0	0	0	0	0
D.Carey	2	1	3	0	0	0	0	0	0	0	0	0	0	0	0	0	0	0	0	0
R.Mathis	2	0	2	0	0	0	0	0	0	0	0	0	0	0	0	0	0	0	0	0
D.Slay	1	0	1	0	0	0	0	0	0	0	0	0	0	0	0	0	0	0	0	0
D.Taylor	1	0	1	0	0	0	0	0	0	0	0	0	0	0	0	0	0	0	0	0
G.Johnson	0	1	1	0	0	0	0	0	0	0	1	0	0	0	0	0	0	0	0	0
C.Vaughn	0	1	1	0	0	0	0	0	0	0	0	0	0	1	0	0	0	0	0	0
C.Lucas	0	0	0	0	0	0	0	0	0	0	0	0	0	0	0	1	0	0	0	0
J.Bell	0	0	0	0	0	0	0	0	0	0	0	0	0	0	0	0	0	0	0	1
<b>Total</b>	<b>48</b>	<b>16</b>	<b>64</b>	<b>1</b>	<b>7</b>	<b>3</b>	<b>2</b>	<b>0</b>	<b>2</b>	<b>1</b>	<b>1</b>	<b>1</b>	<b>0</b>	<b>0</b>	<b>1</b>	<b>1</b>	<b>1</b>	<b>0</b>	<b>0</b>	<b>1</b>

TKL = Tackle AST = Assist COMB = Combined QH=QB Hit IN = Interception PD = Pass Defense FF = Forced Fumble FR = Fumble Recovery

Green Bay Packers	Regular Defensive Plays											Special Teams					Misc			
	TKL	AST	COMB	SK	/ YDS	TFL	QH	IN	PD	FF	FR	TKL	AST	FF	FR	BL	TKL	AST	FF	FR
S.Barrington	5	2	7	0	0	0	1	0	0	0	0	0	0	0	0	0	0	0	0	0
M.Burnett	5	1	6	0	0	0	0	0	1	0	1	0	0	0	0	0	0	0	0	0
T.Williams	5	0	5	0	0	0	0	0	1	0	0	0	0	0	0	0	0	0	0	0
C.Hayward	3	1	4	0	0	1	0	0	2	0	0	0	0	0	0	0	0	0	0	0
L.Guion	3	1	4	0	0	1	0	0	0	1	0	0	0	0	0	0	0	0	0	0
C.Matthews	3	0	3	1	6	2	1	0	1	0	0	0	0	0	0	0	0	0	0	0
S.Shields	3	0	3	0	0	0	0	0	0	0	0	0	0	0	0	0	0	0	0	0
M.Hyde	3	0	3	0	0	0	0	0	0	0	0	0	0	0	0	0	0	0	0	0
M.Daniels	2	1	3	1	9	1	2	0	0	0	0	0	0	0	0	0	0	0	0	0
N.Perry	2	0	2	0	0	0	0	0	0	0	0	0	0	0	0	0	0	0	0	0
M.Neal	2	0	2	0	0	0	0	0	0	0	0	0	0	0	0	0	0	0	0	0
S.Richardson	2	0	2	0	0	0	0	0	0	0	0	0	0	0	0	0	0	0	0	0
A.Hawk	1	1	2	0	0	0	0	0	0	0	0	0	0	0	0	0	0	0	0	0
J.Boyd	1	0	1	0	0	0	0	0	0	0	0	0	0	0	0	0	0	0	0	0
J.Peppers	0	0	0	0	0	0	0	0	2	0	0	0	0	0	0	0	0	0	0	0
D.Goodson	0	0	0	0	0	0	0	0	0	0	0	2	1	0	0	0	0	0	0	0
B.Bostick	0	0	0	0	0	0	0	0	0	0	0	1	1	0	0	0	0	0	0	0
J.Nelson	0	0	0	0	0	0	0	0	0	0	0	1	0	0	0	0	0	0	0	0
J.Bush	0	0	0	0	0	0	0	0	0	0	0	0	2	0	0	0	0	0	0	0
C.Linsley	0	0	0	0	0	0	0	0	0	0	0	0	0	0	0	1	0	0	0	0
<b>Total</b>	<b>40</b>	<b>7</b>	<b>47</b>	<b>2</b>	<b>15</b>	<b>5</b>	<b>4</b>	<b>0</b>	<b>7</b>	<b>1</b>	<b>1</b>	<b>4</b>	<b>6</b>	<b>0</b>	<b>0</b>	<b>0</b>	<b>1</b>	<b>0</b>	<b>0</b>	<b>0</b>







Play By Play

First Quarter

12/28/2014

GB wins the coin toss and elects to defer. DET elects to Receive, and GB elects to defend the north goal.

M.Crosby kicks 69 yards from GB 35 to DET -4. J.Ross to DET 20 for 24 yards (J.Bush; D.Goodson).

**Detroit Lions at 15:00, (1st play from scrimmage 14:52)**

- 1-10-DET 20 (14:52) R.Bush up the middle to DET 23 for 3 yards (N.Perry).
- 2-7-DET 23 (14:12) M.Stafford pass short left to J.Collins to DET 29 for 6 yards (S.Barrington).
- 3-1-DET 29 (13:28) (Shotgun) M.Stafford sacked at DET 23 for -6 yards (C.Matthews).
- 4-7-DET 23 (12:53) S.Martin punts 40 yards to GB 37, Center-D.Muhlbach, fair catch by R.Cobb.

**Green Bay Packers at 12:45**

- 1-10-GB 37 (12:45) (Shotgun) E.Lacy right guard to DET 41 for 22 yards (J.Ihedigbo; J.Jones). R1
- 1-10-DET 41 (12:13) (No Huddle, Shotgun) E.Lacy right tackle to DET 36 for 5 yards (J.Ihedigbo).
- 2-5-DET 36 (11:33) (No Huddle, Shotgun) E.Lacy right tackle to DET 28 for 8 yards (E.Ansah). R2
- 1-10-DET 28 (10:57) (No Huddle, Shotgun) J.Starks right tackle to DET 7 for 21 yards (G.Quin). R3
- 1-7-DET 7 (10:13) (No Huddle, Shotgun) J.Starks up the middle to DET 5 for 2 yards (N.Suh).
- 2-5-DET 5 (9:34) (No Huddle, Shotgun) E.Lacy up the middle to DET 2 for 3 yards (N.Suh).
- 3-2-DET 2 (8:54) (No Huddle, Shotgun) A.Rodgers pass incomplete short middle to J.Nelson.  
*PENALTY on DET-J.Ihedigbo, Defensive Pass Interference, 1 yard, enforced at DET 2 - No Play.* X4
- 1-1-DET 1 (8:49) L.Taylor and J.Tretter reported in as eligible. J.Kuhn left guard to DET 1 for no gain (A.Fluellen).
- 2-1-DET 1 (8:03) J.Tretter reported in as eligible. A.Rodgers pass incomplete short right to A.Quarless.
- 3-1-DET 1 (7:57) (Shotgun) A.Rodgers pass incomplete short right to J.Nelson.
- 4-1-DET 1 (7:50) E.Lacy left tackle to DET 1 for no gain (E.Ansah). Yard marker changed due to change of possession.

**Detroit Lions at 7:44**

- 1-10-DET 2 (7:44) *PENALTY on DET-J.Collins, False Start, 1 yard, enforced at DET 2 - No Play.*
- 1-11-DET 1 (7:44) J.Collins up the middle to DET 4 for 3 yards (J.Boyd).
- 2-8-DET 4 (7:09) J.Bell left tackle to DET 13 for 9 yards (A.Hawk). R1
- 1-10-DET 13 (6:30) J.Bell right end to DET 14 for 1 yard (M.Neal).
- 2-9-DET 14 (5:55) J.Bell up the middle to DET 10 for -4 yards (C.Matthews).
- 3-13-DET 10 (5:10) (Shotgun) M.Stafford pass incomplete deep right to C.Fuller.
- 4-13-DET 10 (5:04) **S.Martin punts 45 yards to GB 45, Center-D.Muhlbach. M.Hyde for 55 yards, TOUCHDOWN.**

**Green Bay Packers at 4:49**

M.Crosby extra point is GOOD, Center-B.Goode, Holder-T.Masthay.

**DET 0 GB 7, 0 plays, 55 yards, 0:00 drive, 10:11 elapsed**

M.Crosby kicks 68 yards from GB 35 to DET -3. J.Ross to DET 16 for 19 yards (D.Goodson).

*PENALTY on DET-J.Collins, Offensive Holding, 8 yards, enforced at DET 16.*

**Detroit Lions at 4:49, (1st play from scrimmage 4:43)**

- 1-10-DET 8 (4:43) (Shotgun) M.Stafford pass incomplete short middle to C.Johnson (T.Williams).
- 2-10-DET 8 (4:39) J.Bell right end pushed ob at DET 19 for 11 yards (T.Williams). R2
- 1-10-DET 19 (4:02) (Shotgun) M.Stafford pass short right to R.Bush to DET 26 for 7 yards (C.Matthews).
- 2-3-DET 26 (3:23) J.Bell left end to DET 28 for 2 yards (M.Burnett).
- 3-1-DET 28 (2:44) (Shotgun) M.Stafford pass short right to C.Johnson pushed ob at DET 31 for 3 yards (T.Williams). P3
- 1-10-DET 31 (2:13) M.Stafford pass short middle to G.Tate to DET 45 for 14 yards (S.Shields). P4
- 1-10-DET 45 (1:33) J.Bell up the middle to DET 47 for 2 yards (L.Guion). FUMBLES (L.Guion), and recovers at DET 47. J.Bell to DET 47 for no gain (L.Guion).
- 2-8-DET 47 (1:03) J.Bell right guard to GB 46 for 7 yards (H.Clinton-Dix, N.Perry).  
*PENALTY on DET, Offensive 12 On-field, 5 yards, enforced at DET 47 - No Play.*
- 2-13-DET 42 (:35) M.Stafford pass short middle to E.Ebron to GB 36 for 22 yards (M.Hyde). P5

**END OF QUARTER**

	Score	Time Poss	First Downs				Efficiencies	
			R	P	X	T	3 Down	4 Down
<b>Detroit Lions</b>	<b>0</b>	<b>9:59</b>	<b>2</b>	<b>3</b>	<b>0</b>	<b>5</b>	<b>1/3</b>	<b>0/0</b>
<b>Green Bay Packers</b>	<b>7</b>	<b>5:01</b>	<b>3</b>	<b>0</b>	<b>1</b>	<b>4</b>	<b>0/1</b>	<b>0/1</b>

# Second Quarter

12/28/2014

## Play By Play

Detroit Lions continued.

- 1-10-GB 36 (15:00) M.Stafford pass incomplete deep left to E.Ebron (M.Burnett).
- 2-10-GB 36 (14:53) J.Bell up the middle to GB 37 for -1 yards (L.Guion, M.Daniels).
- 3-11-GB 37 (14:08) (Shotgun) M.Stafford pass incomplete short right to C.Johnson [M.Daniels].
- 4-11-GB 37 (14:01) S.Martin punts 31 yards to GB 6, Center-D.Muhlbach, downed by DET-D.Carey.

### Green Bay Packers at 13:52

- 1-10-GB 6 (13:52) (Shotgun) A.Rodgers pass incomplete short middle to E.Lacy (N.Suh).
- 2-10-GB 6 (13:47) (No Huddle, Shotgun) E.Lacy left tackle to GB 6 for no gain (N.Suh).
- 3-10-GB 6 (13:04) (No Huddle, Shotgun) A.Rodgers pass short middle to J.Nelson to GB 18 for 12 yards (T.Whitehead). P5
- 1-10-GB 18 (12:41) (No Huddle, Shotgun) A.Rodgers pass deep middle to R.Rodgers to GB 36 for 18 yards (J.Ihedigbo). P6
- Penalty on DET, Defensive 12 On-field, declined.*
- 1-10-GB 36 (12:14) (Shotgun) R.Cobb left tackle to GB 42 for 6 yards (D.Levy).
- 2-4-GB 42 (11:47) (No Huddle, Shotgun) E.Lacy left guard to GB 45 for 3 yards (A.Fluellen).
- 3-1-GB 45 (11:11) (No Huddle, Shotgun) A.Rodgers pass short middle to R.Rodgers to DET 48 for 7 yards (G.Quin). P7
- 1-10-DET 48 (10:41) (No Huddle, Shotgun) A.Rodgers pass short right to J.Nelson to DET 26 for 22 yards (D.Slay, D.Levy). P8
- 1-10-DET 26 (10:11) (No Huddle, Shotgun) E.Lacy left tackle to DET 18 for 8 yards (J.Ihedigbo). FUMBLES (J.Ihedigbo), RECOVERED by DET-G.Johnson at DET 17. G.Johnson to DET 17 for no gain (C.Linsley).

### Detroit Lions at 10:00

- 1-10-DET 17 (10:00) (Shotgun) R.Bush left end to DET 31 for 14 yards (S.Barrington). R6
- 1-10-DET 31 (9:20) J.Bell left tackle to DET 39 for 8 yards (A.Hawk; S.Barrington).
- 2-2-DET 39 (8:40) M.Stafford pass incomplete deep middle to C.Johnson.
- 3-2-DET 39 (8:32) J.Bell left end to GB 43 for 18 yards (S.Barrington). R7
- 1-10-GB 43 (7:55) J.Bell right end to GB 37 for 6 yards (S.Barrington; M.Burnett).
- 2-4-GB 37 (7:20) J.Bell left end to GB 31 for 6 yards (S.Richardson). R8
- 1-10-GB 31 (6:36) (Shotgun) M.Stafford pass incomplete short left to G.Tate.
- 2-10-GB 31 (6:33) (Shotgun) M.Stafford pass incomplete short right to E.Ebron.
- 3-10-GB 31 (6:29) (Shotgun) M.Stafford pass incomplete short right to R.Bush.
- Timeout #1 by DET at 06:24.
- 4-10-GB 31 (6:24) (Shotgun) M.Stafford pass incomplete short right to G.Tate. DET-L.Warford was injured during the play.

### Green Bay Packers at 6:19

- 1-10-GB 31 (6:19) (Shotgun) E.Lacy left end pushed ob at GB 42 for 11 yards (G.Quin). R9
- 1-10-GB 42 (5:57) (No Huddle, Shotgun) E.Lacy left end to GB 44 for 2 yards (D.Levy).
- 2-8-GB 44 (5:15) (No Huddle) E.Lacy up the middle to GB 49 for 5 yards (C.Mosley, D.Levy).
- 3-3-GB 49 (4:30) (Shotgun) *PENALTY on GB-C.Linsley, False Start, 5 yards, enforced at GB 49 - No Play.*
- 3-8-GB 44 (4:08) (Shotgun) A.Rodgers scrambles left end to DET 43 for 13 yards (R.Mathis). R10
- 1-10-DET 43 (3:25) (No Huddle, Shotgun) A.Rodgers pass short middle to R.Cobb to DET 9 for 34 yards (G.Quin; C.Vaughn). P11
- Timeout #1 by GB at 02:36.
- 1-9-DET 9 (2:36) (Shotgun) A.Rodgers pass incomplete short left to A.Quarless.
- PENALTY on DET-G.Quin, Defensive Holding, 5 yards, enforced at DET 9 - No Play.* X12
- 1-4-DET 4 (2:30) (Shotgun) **A.Rodgers pass short middle to R.Cobb for 4 yards, TOUCHDOWN. GB-A.Rodgers was injured during the play.** P13
- M.Crosby extra point is GOOD, Center-B.Goode, Holder-T.Masthay.

**DET 0 GB 14, 6 plays, 69 yards, 1 penalty, 3:55 drive, 12:36 elapsed**

M.Crosby kicks 66 yards from GB 35 to DET -1. J.Ross to DET 23 for 24 yards (J.Bush; B.Bostick).

### Detroit Lions at 2:24, (1st play from scrimmage 2:16)

- 1-10-DET 23 (2:16) (Shotgun) R.Bush right end to DET 23 for no gain (M.Burnett).

### Two-Minute Warning

- 2-10-DET 23 (2:00) (Shotgun) M.Stafford pass incomplete short middle to R.Bush.
- 3-10-DET 23 (1:56) (Shotgun) M.Stafford pass short middle to R.Bush to DET 33 for 10 yards (M.Burnett, C.Hayward). P9
- 1-10-DET 33 (1:30) (No Huddle, Shotgun) M.Stafford pass short middle to E.Ebron to DET 49 for 16 yards (M.Hyde). P10
- 1-10-DET 49 (1:08) (No Huddle, Shotgun) M.Stafford pass short middle to G.Tate to GB 32 for 19 yards (M.Hyde). P11
- 1-10-GB 32 (:44) (No Huddle, Shotgun) M.Stafford pass incomplete short left to C.Johnson.



**Detroit Lions vs Green Bay Packers at Lambeau Field**

2-10-GB 32 (:39) (Shotgun) M.Stafford pass short left to T.Riddick to GB 35 for -3 yards (C.Hayward).

Timeout #2 by DET at 00:33.

3-13-GB 35 (:33) (Shotgun) M.Stafford pass incomplete short middle to R.Bush (M.Neal).

*PENALTY on GB-B.Jones, Roughing the Passer, 15 yards, enforced at GB 35 - No Play.*

X12

1-10-GB 20 (:29) (Shotgun) M.Stafford pass deep middle to C.Johnson for 20 yards, TOUCHDOWN.

P13

M.Prater extra point is GOOD, Center-D.Muhlbach, Holder-S.Martin.

<b>DET 7 GB 14, 8 plays, 77 yards, 1 penalty, 2:00 drive, 14:36 elapsed</b>
---

S.Martin kicks 65 yards from DET 35 to end zone, Touchback.

**Green Bay Packers at 0:24**

1-10-GB 20 (:24) (Shotgun) J.Starks right guard to GB 23 for 3 yards (J.Jones).

**END OF QUARTER**

	Score	Time Poss	First Downs				Efficiencies	
			R	P	X	T	3 Down	4 Down
Detroit Lions	7	6:49	3	4	1	8	2/4	0/1
Green Bay Packers	14	8:11	2	6	1	9	3/3	0/0

# Third Quarter

12/28/2014

## Play By Play

GB elects to Receive, and DET elects to defend the North goal.

S.Martin kicks 65 yards from DET 35 to end zone, Touchback.

### Green Bay Packers at 15:00

- 1-10-GB 20 (15:00) (Shotgun) R.Cobb up the middle to GB 20 for no gain (T.Whitehead; E.Ansah).
- 2-10-GB 20 (14:21) (Shotgun) M.Flynn pass short middle to E.Lacy to GB 26 for 6 yards (T.Whitehead; D.Levy).
- 3-4-GB 26 (13:38) (Shotgun) M.Flynn sacked at GB 19 for -7 yards (J.Jones).
- 4-11-GB 19 (13:07) T.Masthay punts 46 yards to DET 35, Center-B.Goode. J.Ross to DET 49 for 14 yards (D.Goodson).

### Detroit Lions at 12:55

- 1-10-DET 49 (12:55) R.Bush right guard to DET 49 for no gain (N.Perry).
- 2-10-DET 49 (12:12) (Shotgun) M.Stafford pass incomplete short middle to E.Ebron (C.Matthews) [S.Barrington].
- 3-10-DET 49 (12:08) (Shotgun) M.Stafford pass short left to G.Tate pushed ob at GB 39 for 12 yards (S.Shields). P14
- 1-10-GB 39 (11:54) J.Bell left end to GB 37 for 2 yards (S.Richardson, L.Guion).
- 2-8-GB 37 (11:13) (Shotgun) R.Bush right tackle to GB 35 for 2 yards (M.Neal).
- 3-6-GB 35 (10:34) (Shotgun) M.Stafford pass short left to R.Bush pushed ob at GB 30 for 5 yards (C.Hayward).
- 4-1-GB 30 (10:09) M.Stafford up the middle to GB 29 for 1 yard (S.Barrington). R15
- 1-10-GB 29 (9:42) J.Bell up the middle to GB 29 for no gain (S.Barrington).
- 2-10-GB 29 (9:05) M.Stafford pass short middle to C.Johnson to GB 17 for 12 yards (S.Shields). P16
- 1-10-GB 17 (8:24) (Shotgun) M.Stafford pass short right to J.Ross to GB 4 for 13 yards (T.Williams). P17
- 1-4-GB 4 (7:39) (Shotgun) M.Stafford pass short right to C.Johnson for 4 yards, TOUCHDOWN. P18

M.Prater extra point is GOOD, Center-D.Muhlbach, Holder-S.Martin.

**DET 14 GB 14, 11 plays, 51 yards, 5:21 drive, 7:26 elapsed**

S.Martin kicks 56 yards from DET 35 to GB 9, out of bounds.

### Green Bay Packers at 7:34

- 1-10-GB 40 (7:34) (Shotgun) E.Lacy left end to GB 43 for 3 yards (I.Abdul-Quddus).
- 2-7-GB 43 (6:58) (No Huddle, Shotgun) E.Lacy right tackle to GB 49 for 6 yards (A.Fluellen, I.Abdul-Quddus).
- 3-1-GB 49 (6:20) (No Huddle, Shotgun) J.Starks left tackle to DET 48 for 3 yards (N.Suh). R14
- 1-10-DET 48 (5:47) (No Huddle, Shotgun) A.Rodgers pass short middle to R.Cobb pushed ob at DET 19 for 29 yards (G.Quin). P15
- 1-10-DET 19 (5:25) (No Huddle, Shotgun) J.Kuhn left tackle to DET 15 for 4 yards (C.Mosley).
- 2-6-DET 15 (4:40) (No Huddle, Shotgun) J.Starks up the middle to DET 18 for -3 yards (A.Fluellen).
- 3-9-DET 18 (4:03) (No Huddle, Shotgun) PENALTY on DET-J.Jones, Neutral Zone Infraction, 5 yards, enforced at DET 18 - No Play.
- 3-4-DET 13 (3:39) (No Huddle, Shotgun) A.Rodgers pass short middle to R.Cobb for 13 yards, TOUCHDOWN. P16

M.Crosby extra point is GOOD, Center-B.Goode, Holder-T.Masthay.

**DET 14 GB 21, 7 plays, 60 yards, 1 penalty, 4:01 drive, 11:27 elapsed**

M.Crosby kicks 67 yards from GB 35 to DET -2. J.Ross to DET 39 for 41 yards (M.Burnett; C.Hayward).

### Detroit Lions at 3:33, (1st play from scrimmage 3:26)

- 1-10-DET 39 (3:26) M.Stafford pass incomplete short right to E.Ebron.
- 2-10-DET 39 (3:21) (Shotgun) M.Stafford pass incomplete short left to C.Johnson.
- 3-10-DET 39 (3:16) (Shotgun) M.Stafford pass incomplete short middle to R.Bush (C.Hayward).
- 4-10-DET 39 (3:09) S.Martin punts 36 yards to GB 25, Center-D.Muhlbach, fair catch by R.Cobb.

### Green Bay Packers at 3:02

- 1-10-GB 25 (3:02) (Shotgun) A.Rodgers pass short right to E.Lacy to GB 40 for 15 yards (C.Mosley). P17
  - 1-10-GB 40 (2:30) (No Huddle, Shotgun) E.Lacy up the middle to GB 41 for 1 yard (D.Taylor).
  - 2-9-GB 41 (1:48) (No Huddle, Shotgun) E.Lacy left tackle to GB 47 for 6 yards (R.Mathis, D.Carey).
  - 3-3-GB 47 (1:09) (No Huddle, Shotgun) A.Rodgers pass short left to E.Lacy to DET 48 for 5 yards (D.Levy). P18
- Detroit challenged the fumble ruling, and the play was Upheld. The ruling on the field was confirmed. (Timeout #1.)
- 1-10-DET 48 (:55) (Shotgun) A.Rodgers pass short right to J.Nelson to DET 38 for 10 yards (D.Carey). P19
  - 1-10-DET 38 (:11) (No Huddle, Shotgun) J.Kuhn up the middle to DET 36 for 2 yards (E.Ansah).

### END OF QUARTER

	Score	Time Poss	First Downs				Efficiencies	
			R	P	X	T	3 Down	4 Down
Detroit Lions	14	5:52	1	4	0	5	1/3	1/1
Green Bay Packers	21	9:08	1	5	0	6	3/4	0/0

# Fourth Quarter

12/28/2014

## Play By Play

Green Bay Packers continued.

- 2-8-DET 36 (15:00) (Shotgun) E.Lacy left end to DET 38 for -2 yards (D.Carey).  
*PENALTY on GB-D.Bakhtiari, Offensive Holding, 10 yards, enforced at DET 36 - No Play.*
- 2-18-DET 46 (14:34) (Shotgun) A.Rodgers pass incomplete short left to J.Nelson.
- 3-18-DET 46 (14:29) (Shotgun) A.Rodgers pass short middle to J.Nelson to DET 34 for 12 yards (G.Quin).
- 4-6-DET 34 (13:45) M.Crosby 52 yard field goal is BLOCKED (I.Abdul-Quddus), Center-B.Goode, Holder-T.Masthay.

### Detroit Lions at 13:36

- 1-10-DET 42 (13:36) M.Stafford FUMBLES (Aborted) at DET 38, RECOVERED by GB-M.Burnett at DET 42. M.Burnett to DET 42 for no gain (C.Lucas).

### Green Bay Packers at 13:28

- 1-10-DET 42 (13:28) (Shotgun) A.Rodgers pass short middle to R.Rodgers to DET 36 for 6 yards (I.Abdul-Quddus).
- 2-4-DET 36 (12:59) (No Huddle, Shotgun) E.Lacy up the middle to DET 36 for no gain (D.Levy).
- 3-4-DET 36 (12:17) (No Huddle, Shotgun) A.Rodgers pass short middle to R.Rodgers to DET 30 for 6 yards (T.Whitehead). P20
- 1-10-DET 30 (11:32) (No Huddle, Shotgun) A.Rodgers pass incomplete short middle to R.Cobb (T.Whitehead).
- 2-10-DET 30 (11:29) (No Huddle, Shotgun) A.Rodgers pass incomplete short left to J.Nelson.  
*PENALTY on DET-N.Suh, Defensive Offside, 5 yards, enforced at DET 30 - No Play.*
- 2-5-DET 25 (11:22) (Shotgun) A.Rodgers pass short middle to J.Nelson to DET 10 for 15 yards (D.Carey). P21
- 1-10-DET 10 (10:38) (Shotgun) E.Lacy up the middle to DET 10 for no gain (D.Levy).
- 2-10-DET 10 (9:51) (Shotgun) A.Rodgers pass short right to R.Rodgers pushed ob at DET 7 for 3 yards (D.Levy).  
*PENALTY on DET-D.Levy, Face Mask (15 Yards), 4 yards, enforced at DET 7.* X22
- 1-3-DET 3 (9:22) (Shotgun) E.Lacy up the middle to DET 1 for 2 yards (C.Mosley; A.Fluellen).
- 2-1-DET 1 (8:56) **A.Rodgers up the middle for 1 yard, TOUCHDOWN.** R23  
**The Replay Official challenged the runner broke the plane ruling, and the play was Upheld. The ruling on the field stands.**  
M.Crosby extra point is GOOD, Center-B.Goode, Holder-T.Masthay.

**DET 14 GB 28, 9 plays, 42 yards, 2 penalties, 4:43 drive, 6:15 elapsed**

M.Crosby kicks 58 yards from GB 35 to DET 7. J.Ross to DET 25 for 18 yards (B.Bostick).

### Detroit Lions at 8:45, (1st play from scrimmage 8:38)

- 1-10-DET 25 (8:38) (Shotgun) M.Stafford pass short middle to J.Ross to DET 45 for 20 yards (T.Williams). P19
- 1-10-DET 45 (8:13) (No Huddle, Shotgun) M.Stafford scrambles up the middle to GB 37 for 18 yards (M.Burnett). R20
- 1-10-GB 37 (7:41) (No Huddle, Shotgun) M.Stafford pass incomplete short middle to T.Riddick.
- 2-10-GB 37 (7:37) (Shotgun) M.Stafford pass incomplete deep left to C.Johnson.
- 3-10-GB 37 (7:32) (Shotgun) M.Stafford pass incomplete short middle to C.Johnson (J.Peppers).
- 4-10-GB 37 (7:27) (Shotgun) M.Stafford pass incomplete short right to G.Tate (C.Hayward, J.Peppers).

### Green Bay Packers at 7:21

- 1-10-GB 37 (7:21) (Shotgun) E.Lacy left tackle to GB 40 for 3 yards (N.Suh).
- 2-7-GB 40 (6:34) (Shotgun) E.Lacy left end to GB 42 for 2 yards (G.Johnson; N.Suh).
- 3-5-GB 42 (5:48) (Shotgun) A.Rodgers pass short middle to J.Nelson to DET 43 for 15 yards (G.Quin) [N.Suh]. P24
- 1-10-DET 43 (5:05) (Shotgun) E.Lacy up the middle to DET 40 for 3 yards (D.Levy).
- 2-7-DET 40 (4:20) (Shotgun) E.Lacy left tackle to DET 41 for -1 yards (N.Suh).
- 3-8-DET 41 (3:33) (Shotgun) E.Lacy right tackle to DET 38 for 3 yards (D.Levy).
- 4-5-DET 38 (3:33) (Run formation) *PENALTY on GB-A.Rodgers, Delay of Game, 5 yards, enforced at DET 38 - No Play.*
- 4-10-DET 43 (2:46) T.Masthay punts 24 yards to DET 19, Center-B.Goode, out of bounds.  
*PENALTY on DET-M.Seisay, Offensive Holding, 9 yards, enforced at DET 19.*

### Detroit Lions at 2:39

- 1-10-DET 10 (2:39) **M.Stafford pass incomplete right.**  
*PENALTY on DET-M.Stafford, Intentional Grounding, 10 yards, enforced in End Zone, SAFETY.*

**DET 14 GB 30, Safety, 12:28 elapsed**

S.Martin kicks 28 yards from DET 20 to DET 48. R.Cobb MUFFS catch, RECOVERED by DET-C.Vaughn at GB 44. C.Vaughn to GB 44 for no gain (J.Nelson).

### Detroit Lions at 2:32, (1st play from scrimmage 2:30)

- 1-10-GB 44 (2:30) (Shotgun) M.Stafford pass incomplete short left to T.Riddick.
- 2-10-GB 44 (2:27) (Shotgun) M.Stafford pass short middle to T.Riddick to GB 23 for 21 yards (M.Burnett). P21
- 1-10-GB 23 (2:04) (No Huddle, Shotgun) M.Stafford scrambles up the middle to GB 13 for 10 yards (M.Daniels). R22

**Detroit Lions vs Green Bay Packers at Lambeau Field**

Two-Minute Warning

1-10-GB 13 (1:55) (Shotgun) M.Stafford pass short right to T.Riddick pushed ob at GB 6 for 7 yards (T.Williams).

2-3-GB 6 (1:50) (Shotgun) M.Stafford pass short middle to T.Riddick for 6 yards, TOUCHDOWN.

P23

TWO-POINT CONVERSION ATTEMPT. J.Bell rushes left tackle. ATTEMPT SUCCEEDS.  
The Replay Official challenged the runner broke the plane ruling, and the play was REVERSED.  
TWO-POINT CONVERSION ATTEMPT. J.Bell rushes left tackle. ATTEMPT FAILS.

**DET 20 GB 30, 5 plays, 44 yards, 0:47 drive, 13:15 elapsed**

(Onside Kick formation) S.Martin kicks onside 12 yards from DET 35 to DET 47. T.Williams (didn't try to advance) to DET 47 for no gain (I.Abdul-Quddus).

**Green Bay Packers at 1:45, (1st play from scrimmage 1:42)**

1-10-DET 47 (1:42) (Shotgun) E.Lacy left end to DET 45 for 2 yards (C.Mosley).

Timeout #2 by DET at 01:37.

2-8-DET 45 (1:35) (Shotgun) E.Lacy right end to DET 43 for 2 yards (G.Quin).

Timeout #3 by DET at 01:29.

3-6-DET 43 (1:29) (Shotgun) E.Lacy left end to DET 42 for 1 yard (E.Ansah).

4-5-DET 42 (1:29) (Punt formation) PENALTY on GB-T.Masthay, Delay of Game, 5 yards, enforced at DET 42 - No Play.

4-10-DET 47 (:43) T.Masthay punts 47 yards to end zone, Center-B.Goode, Touchback.

**Detroit Lions at 0:36**

1-10-DET 20 (:36) (Shotgun) M.Stafford sacked at DET 11 for -9 yards (M.Daniels).

2-19-DET 11 (:05) (No Huddle, Shotgun) M.Stafford pass short right to T.Riddick ran ob at DET 14 for 3 yards (C.Hayward).

**END OF QUARTER**

	Score	Time Poss	First Downs				Efficiencies	
			R	P	X	T	3 Down	4 Down
<b>Detroit Lions</b>	<b>20</b>	<b>3:02</b>	<b>2</b>	<b>3</b>	<b>0</b>	<b>5</b>	<b>0/1</b>	<b>0/1</b>
<b>Green Bay Packers</b>	<b>30</b>	<b>11:58</b>	<b>1</b>	<b>3</b>	<b>1</b>	<b>5</b>	<b>2/5</b>	<b>0/0</b>



# Miscellaneous Statistics Report

Detroit Lions vs Green Bay Packers  
12/28/2014 at Lambeau Field

## Ten Longest Plays for Detroit Lions

Yards	Qtr	Play Start	Play Description
22	1	2-13-DET 42	(:35) M.Stafford pass short middle to E.Ebron to GB 36 for 22 yards (M.Hyde).
21	4	2-10-GB 44	(2:27) (Shotgun) M.Stafford pass short middle to T.Riddick to GB 23 for 21 yards (M.Burnett).
20	2	1-10-GB 20	(:29) (Shotgun) M.Stafford pass deep middle to C.Johnson for 20 yards, TOUCHDOWN.
20	4	1-10-DET 25	(8:38) (Shotgun) M.Stafford pass short middle to J.Ross to DET 45 for 20 yards (T.Williams).
19	2	1-10-DET 49	(1:08) (No Huddle, Shotgun) M.Stafford pass short middle to G.Tate to GB 32 for 19 yards (M.Hyde).
18	2	3-2-DET 39	(8:32) J.Bell left end to GB 43 for 18 yards (S.Barrington).
18	4	1-10-DET 45	(8:13) (No Huddle, Shotgun) M.Stafford scrambles up the middle to GB 37 for 18 yards (M.Burnett).
16	2	1-10-DET 33	(1:30) (No Huddle, Shotgun) M.Stafford pass short middle to E.Ebron to DET 49 for 16 yards (M.Hyde).
14	1	1-10-DET 31	(2:13) M.Stafford pass short middle to G.Tate to DET 45 for 14 yards (S.Shields).
14	2	1-10-DET 17	(10:00) (Shotgun) R.Bush left end to DET 31 for 14 yards (S.Barrington).

## Ten Longest Plays for Green Bay Packers

Yards	Qtr	Play Start	Play Description
34	2	1-10-DET 43	(3:25) (No Huddle, Shotgun) A.Rodgers pass short middle to R.Cobb to DET 9 for 34 yards (G.Quin; C.Vaughn).
29	3	1-10-DET 48	(5:47) (No Huddle, Shotgun) A.Rodgers pass short middle to R.Cobb pushed ob at DET 19 for 29 yards (G.Quin).
22	1	1-10-GB 37	(12:45) (Shotgun) E.Lacy right guard to DET 41 for 22 yards (J.Ihedigbo; J.Jones).
22	2	1-10-DET 48	(10:41) (No Huddle, Shotgun) A.Rodgers pass short right to J.Nelson to DET 26 for 22 yards (D.Slay, D.Levy).
21	1	1-10-DET 28	(10:57) (No Huddle, Shotgun) J.Starks right tackle to DET 7 for 21 yards (G.Quin).
18	2	1-10-GB 18	(12:41) (No Huddle, Shotgun) A.Rodgers pass deep middle to R.Rodgers to GB 36 for 18 yards (J.Ihedigbo).
15	3	1-10-GB 25	(3:02) (Shotgun) A.Rodgers pass short right to E.Lacy to GB 40 for 15 yards (C.Mosley).
15	4	2-5-DET 25	(11:22) (Shotgun) A.Rodgers pass short middle to J.Nelson to DET 10 for 15 yards (D.Carey).
15	4	3-5-GB 42	(5:48) (Shotgun) A.Rodgers pass short middle to J.Nelson to DET 43 for 15 yards (G.Quin) [N.Suh].
13	2	3-8-GB 44	(4:08) (Shotgun) A.Rodgers scrambles left end to DET 43 for 13 yards (R.Mathis).

## Touchdown Scoring Information

		Offense	Defense	Special Teams
<b>VISITOR</b>	Detroit Lions	3	0	0
<b>HOME</b>	Green Bay Packers	3	0	1

## Player Scoring Information

Club	Player	TD	Rush TD	Rec TD	KO TD	Punt TD	Int TD	Fum TD	Misc TD	FG	XP	2Pt Rush	2Pt Rec	Sfty	Points
DET	C.Johnson	0	0	2	0	0	0	0	0	0	0	0	0	0	12
DET	T.Riddick	0	0	1	0	0	0	0	0	0	0	0	0	0	6
DET	M.Prater	0	0	0	0	0	0	0	0	0	2	0	0	0	2
GB	R.Cobb	0	0	2	0	0	0	0	0	0	0	0	0	0	12
GB	A.Rodgers	0	1	0	0	0	0	0	0	0	0	0	0	0	6
GB	M.Hyde	0	0	0	0	1	0	0	0	0	0	0	0	0	6
GB	M.Crosby	0	0	0	0	0	0	0	0	0	4	0	0	0	4

## Possession Detail

	First Half		Second Half		Game	
	Visitor	Home	Visitor	Home	Visitor	Home
Largest Lead	0	14	0	16	0	16
Drives Leading	0	3	0	5	0	8
Time of Possession Leading	0:00	8:11	0:00	17:05	0:00	25:16
Largest Deficit	-14	0	-16	0	-16	0
Drives Trailing	3	0	7	0	10	0
Time of Possession Trailing	11:38	0:00	8:54	0:00	20:32	0:00
Times Score Tied Up		0		1		1
Lead Changes		1		1		2

# Playtime Percentage

*Percent of playtime per player on offense, defense and special teams*

Detroit Lions					Green Bay Packers				
		Offense	Defense	Special Teams			Offense	Defense	Special Teams
R Reiff	T	69 100%		2 8%	T Lang	G	66 100%		5 21%
T Swanson	C	69 100%		2 8%	B Bulaga	T	66 100%		5 21%
C Lucas	T	69 100%		2 8%	D Bakhtiari	T	66 100%		5 21%
R Sims	G	69 100%			J Sitton	G	66 100%		
M Stafford	QB	69 100%			C Linsley	C	66 100%		
C Johnson	WR	61 88%			J Nelson	WR	62 94%		2 8%
G Tate	WR	53 77%			A Rodgers	QB	62 94%		
E Ebron	TE	43 62%		7 29%	R Cobb	WR	60 91%		7 29%
J Ross	WR	39 57%		11 46%	D Adams	WR	60 91%		
G Reynolds	G	39 57%		2 8%	E Lacy	RB	52 79%		
B Pettigrew	TE	31 45%		2 8%	R Rodgers	TE	31 47%		2 8%
J Bell	RB	31 45%			A Quarless	TE	25 38%		10 42%
L Warford	G	30 43%			J Kuhn	FB	23 35%		3 12%
R Bush	RB	24 35%			J Starks	RB	11 17%		
K Davis	TE	22 32%		7 29%	M Flynn	QB	4 6%		
T Riddick	RB	17 25%		6 25%	J Boykin	WR	2 3%		17 71%
C Fuller	WR	12 17%		5 21%	J Tretter	C	2 3%		5 21%
J Collins	FB	11 16%		10 42%	B Bostick	TE	1 2%		17 71%
G Winn	RB	1 1%		13 54%	L Taylor	G	1 2%		5 21%
D Levy	LB		66 100%	1 4%	M Burnett	SS		69 100%	7 29%
R Mathis	CB		65 98%	5 21%	H Clinton-Dix	FS		69 100%	4 17%
G Quin	FS		64 97%	6 25%	T Williams	CB		69 100%	2 8%
D Slay	CB		60 91%	5 21%	C Matthews	LB		68 99%	2 8%
T Whitehead	LB		50 76%	12 50%	S Shields	CB		55 80%	6 25%
N Suh	DT		50 76%	6 25%	M Neal	LB		53 77%	2 8%
C Mosley	DT		49 74%	7 29%	M Daniels	DE		51 74%	2 8%
D Carey	FS		42 64%	16 67%	M Hyde	FS		43 62%	6 25%
J Jones	DE		42 64%	5 21%	S Barrington	LB		41 59%	3 12%
E Ansah	DE		39 59%	1 4%	L Guion	NT		34 49%	
J Ihedigbo	SS		38 58%		J Peppers	LB		33 48%	2 8%
A Fluellen	DT		32 48%	5 21%	C Hayward	CB		31 45%	5 21%
G Johnson	DE		31 47%	5 21%	B Jones	LB		28 41%	19 79%
I Abdul-Quddus	SS		29 44%	19 79%	D Jones	DE		26 38%	2 8%
D Tapp	DE		21 32%		N Perry	LB		25 36%	
J Bynes	LB		16 24%	17 71%	A Hawk	LB		22 32%	4 17%
C Vaughn	CB		11 17%	9 38%	J Boyd	DE		20 29%	10 42%
A Palmer	LB		9 14%	16 67%	S Richardson	SS		11 16%	15 62%
D Taylor	DE		5 8%	5 21%	M Pannel	NT		7 10%	5 21%
M Seisay	CB		4 6%	2 8%	J Elliott	LB		4 6%	15 62%
K Van Noy	LB		3 5%	13 54%	J Bush	CB			17 71%
J Stanford	LB			20 83%	C Banjo	FS			14 58%
S Martin	P			11 46%	D Goodson	CB			13 54%
D Muhlbach	LS			6 25%	M Crosby	K			10 42%
M Prater	K			3 12%	B Goode	LS			8 33%

