



PACKERS



SEATTLE
SEAHAWKS

PACKERS WEEKLY MEDIA INFORMATION PACKET

GREEN BAY PACKERS VS SEATTLE SEAHAWKS
SUNDAY, JANUARY 18, 2015 @ 2:05 PM CST - CENTURYLINK FIELD



THE DOPE SHEET

OFFICIAL PROGRAM AND PUBLICATION, ACME-PACKERS FOOTBALL TEAM.

Packers Public Relations • Lambeau Field Atrium • 1265 Lombardi Avenue • Green Bay, WI 54304 • 920/569-7500 • 920/569-7201 fax
Jason Wahlers, Aaron Popkey, Sarah Quick, Tom Fanning, Nathan LoCascio

VOL. XVI; NO. 26

GREEN BAY, JAN. 13, 2015

NFC CHAMPIONSHIP

GREEN BAY (13-4) AT SEATTLE (13-4)

Sunday, Jan. 18 • CenturyLink Field • 2:05 p.m. CST

GREEN BAY TRAVELS TO SEATTLE FOR NFC CHAMPIONSHIP

The Packers go on the road to take on the Seahawks to decide who will represent the NFC in Super Bowl XLIX.

- ▶ Green Bay will play Seattle in the playoffs for the third time, but for the first time in the NFC Championship.
- ▶ The Packers won the previous two postseason matchups against the Seahawks, with both games taking place at Lambeau Field. In the 2003 NFC Wild Card game, Green Bay CB Al Harris returned an interception 52 yards for a touchdown in overtime to give the Packers a 33-27 win. The two met in the 2007 NFC Divisional round, with Green Bay scoring on six consecutive possessions after Seattle scored the first 14 points of the game to win 42-20.
- ▶ The Packers are 3-2 in NFC Championships and have won the last two they played on the road.
- ▶ Including the postseason, the Packers have won their last three games and eight of the last nine contests.
- ▶ Green Bay and Seattle were the only teams to go 7-1 over the final eight games of the 2014 regular season.
- ▶ The Packers made the postseason for the seventh time under Head Coach **Mike McCarthy**, and in each of those seven appearances, Green Bay has faced at least one team that it played during the regular season.



BACK IN THE NFC CHAMPIONSHIP

Sunday will be the sixth time Green Bay has played in the NFC title contest since the 1970 AFL-NFL merger.

- ▶ This will be Green Bay's third NFC Championship appearance in the past eight seasons (2007 and 2010), which is tied with San Francisco for the most in the NFC over that span.
- ▶ The team's first appearance in the NFC Championship came in 1995, when it traveled to Dallas. Green Bay held a fourth-quarter lead but fell behind after two fourth-quarter rushing touchdowns from Emmitt Smith as the Packers' season ended in Dallas for the third straight year.
- ▶ The Packers reached the NFC title game again the following year, hosting the first title game at Lambeau Field since the 'Ice Bowl.' The Packers overcame two early deficits to defeat the Panthers, 30-13, for their first Super Bowl appearance in 29 years. They would go on to beat New England in the Super Bowl.
- ▶ In '97, the Packers reached the title game for the third consecutive season, this time traveling to San Francisco. Green Bay built a comfortable 13-3 lead on a rain-soaked afternoon in an eventual 23-10 win as they bounded the 49ers from the playoffs for the third straight year.
- ▶ In '07, the Packers hosted the Giants in the third-coldest contest in championship game history with a game-time temperature of minus-1 and wind chill of minus-23. Lawrence Tynes sent New York to the Super Bowl with a 47-yard field goal in overtime for the Giants' 23-20 victory.
- ▶ Green Bay was last in the NFC Championship in '10, beating longtime division rival Chicago, 21-14. In a game that included five interceptions, Packers DT B.J. Raji helped seal the victory with an 18-yard interception return for a touchdown that put Green Bay up 21-7 with just over six minutes remaining. The Packers went on to beat the Pittsburgh Steelers for the club's fourth Super Bowl and 13th NFL championship.

WITH THE CALL

FOX Sports, now in its 21st season as an NFL network television partner, will broadcast the game to a national audience.



- ▶ Play-by-play man **Joe Buck** joins analyst **Troy Aikman** with **Erin Andrews** and **Chris Myers** reporting from the sidelines.
- ▶ Milwaukee's WTMJ (620 AM), airing Green Bay games since November 1929, heads up the Packers Radio Network that is made up of 50 stations in five states. **Wayne Larrivee** (play-by-play) and two-time Packers Pro Bowler **Larry McCarren** (analyst) call the action. McCarren first joined the team's broadcasts in 1995 and enters his 20th season calling Packers' games. McCarren, who is in his 26th year in Green Bay television, has four times been voted Wisconsin Sportscaster of the Year by the National Sportscasters and Sportswriters Association. After originally being paired together in 1999, McCarren and Larrivee enter their 16th season of broadcasts together.
- ▶ Westwood One will air the game across the country. **Kevin Harlan** (play-by-play) and **Dan Fouts** (analyst) will call the action with **Mark Malone** (sideline), while **Scott Graham** will host pre-game and half-time shows.
- ▶ The broadcast is also available on Sirius Satellite Radio (WTMJ feed) as part of the network's NFL Sunday Drive.
- ▶ The game will broadcast across the country in Spanish on ESPN Deportes with **Kenneth Garay** (play-by-play) and **Sebastian Martinez Christensen** (analyst) calling the action.

REGULAR SEASON

Date	Opponent	Time (CT)	TV
Thu., Sept. 4	at Seattle Seahawks	L, 16-36	68,424
Sun., Sept. 14	NEW YORK JETS	.W, 31-24	78,041
Sun., Sept. 21	at Detroit Lions	L, 7-19	62,418
Sun., Sept. 28	at Chicago Bears	.W, 38-17	61,736
Thu., Oct. 2	MINNESOTA VIKINGS (Gold Pkg.)	.W, 42-10	78,054
Sun., Oct. 12	at Miami Dolphins	.W, 27-24	70,875
Sun., Oct. 19	CAROLINA PANTHERS	.W, 38-17	78,106
Sun., Oct. 26	at New Orleans Saints	L, 23-44	73,146
Sun., Nov. 2	Open Date		
Sun., Nov. 9	CHICAGO BEARS	.W, 55-14	78,292
Sun., Nov. 16	PHILADELPHIA EAGLES (Gold Pkg.)	.W, 53-20	78,270
Sun., Nov. 23	at Minnesota Vikings	.W, 24-21	52,386
Sun., Nov. 30	NEW ENGLAND PATRIOTS	.W, 26-21	78,431
Mon., Dec. 8	ATLANTA FALCONS	.W, 43-37	77,512
Sun., Dec. 14	at Buffalo Bills	L, 13-21	70,214
Sun., Dec. 21	at Tampa Bay Buccaneers	.W, 20-3	64,247
Sun., Dec. 28	DETROIT LIONS	.W, 30-20	78,408

NFL POSTSEASON DATES

Sun., Jan. 11	DALLAS COWBOYS	.W, 26-21	79,704
Jan. 18	AFC and NFC Championship Games		
Jan. 25	Pro Bowl, University of Phoenix Stadium, Arizona		
Feb. 1	Super Bowl XLIX, University of Phoenix Stadium, Arizona		





PACKERS AT SEAHAWKS - NFC CHAMPIONSHIP

GOOD FIRST GAME

The Packers had some individual performances fuel the victory over Dallas in the Divisional round. The Packers had a 300-yard passer, a 100-yard rusher and two 100-yard receivers in a playoff game for the first time in franchise history.

► **QB Aaron Rodgers** threw for 316 yards and three touchdowns with a passer rating of 125.4. All ranked in the top 10 in the Packers' postseason history:

Player	Passing Yards
1. Aaron Rodgers, at ARI, 1/10/10	423
2. Aaron Rodgers, at ATL, 1/15/11	366
3. Lynn Dickey, at DAL, 1/16/83	332
4. Brett Favre, at DAL, 1/16/94	331
5. Brett Favre, vs. SEA, 1/4/04	319
6. Aaron Rodgers, vs. DAL, 1/11/15	316

Player	Passer Rating (min. 20 att.)
1. Lynn Dickey, vs. STL, 1/8/83	150.4
2. Bart Starr, at DAL, 1/1/67	143.5
3. Brett Favre, vs. SEA, 1/12/08	137.6
4. Aaron Rodgers, at ATL, 1/15/11	136.8
5. Brett Favre, at SF, 1/6/96	132.9
6. Aaron Rodgers, vs. DAL, 1/11/15	125.4

Player	Passing TDs
1t. Lynn Dickey, vs. STL, 1/8/83	4
1t. Aaron Rodgers, at ARI, 1/10/10	4
1t. Bart Starr, at DAL, 1/1/67	4
4t. 10 times,	
last Aaron Rodgers, vs. DAL, 1/11/15	3

- Including the postseason, Rodgers has now thrown 512 passes and 41 touchdown passes at home without an interception.
- WR **Randall Cobb** set postseason career highs with eight receptions for 116 yards. His eight receptions tied for the fourth most by a Packers' player in a postseason game:

Player	Receptions
1t. Edgar Bennett, at DAL, 1/16/94	9
1t. Antonio Freeman, vs. DEN, 1/25/98	9
1t. Jordy Nelson, vs. PIT, 2/6/11	9
4t. Eight times,	
last Randall Cobb, vs. DAL, 1/11/15	8

- In his first playoff game, rookie WR **Davante Adams** recorded 117 yards and a touchdown on seven receptions, the most receiving yards and receptions by a Packers rookie in the postseason.
- Adams was the first rookie in the NFL with 117-plus receiving yards in his first playoff game since Philadelphia Eagles WR Jeremy Maclin (Jan. 9, 2010, 146 yards).
- His 117 receiving yards (Dorsey Levens, 1/12/97 vs. CAR) and seven receptions (seven times) both tied for No. 12 in Packers' postseason history.
- So far this postseason, Adams' 117 receiving yards are tied for the second most in a single game in the NFL (PIT WR Antonio Brown, 117 vs. BAL / SEA WR Jermaine Kearse, 129 vs. CAR). Cobb's 116 receiving yards are the fourth most this postseason in one game.

STAT OF THE WEEK

- In the Divisional round win over Dallas, Davante Adams (117) and Randall Cobb (116) became the first wide-receiver duo to surpass 100 yards in the same postseason game in franchise history.
- It was the third time in Packers' postseason history that two players each eclipsed 100 yards receiving in the same game:

Player	Date	Opp.	Rec. Yards
TE Jermichael Finley	1/10/10	at ARI	159
WR Greg Jennings	1/10/10	at ARI	130
WR Robert Brooks	1/6/96	at SF	103
TE Keith Jackson	1/6/96	at SF	101

- Adams (seven) and Cobb (eight) were also the second pair of Packers' wide receivers, and third duo overall, to record seven or more receptions each in the same postseason game.

Player	Date	Opp.	Rec.
RB Ahman Green	1/20/02	at STL	8
WR Antonio Freeman	1/20/02	at STL	7
WR Greg Jennings	1/15/11	at ATL	8
WR Jordy Nelson	1/15/11	at ATL	8

- With 101 yards on 19 carries (5.32) RB **Eddie Lacy** became the first Packer to rush for 100-plus yards in a postseason game since RB **James Starks** posted 123 yards at Philadelphia on Jan. 9, 2011.
- With one 100-yard rushing game, Lacy is tied with six other players for the second most in Packers postseason history (Dorsey Levens, three).
- Lacy is only the fourth player to record a 100-plus yard rushing game in the NFL this postseason.
- Lacy's 5.32 yards per carry average against Dallas ranks No. 6 in Packers' postseason history (min. 15 carries):

Player	Avg. Yds. Per Carry
1. Ryan Grant, vs. SEA, 1/12/08	7.44
2. Ahman Green, at PHI, 1/11/04	6.24
3. Ahman Green, at STL, 1/20/02	5.88
4. Paul Hornung, vs. CLE, 1/2/66	5.83
5. James Starks, at PHI, 1/9/11	5.35
6. Eddie Lacy, vs. DAL, 1/11/15	5.32

- LB **Julius Peppers** forced two fumbles against Dallas to become the first Packers' player to record two in a postseason game since CB Mike McKenzie at Philadelphia on Jan. 11, 2004.
- K **Mason Crosby** connected on both of his field goal attempts to extend his franchise record streak to 11 consecutive field goals made in the playoffs. He also scored in his 12th consecutive postseason game, extending his franchise record.
- Green Bay recorded 425 total net yards against Dallas, the fifth most in franchise history in a single postseason game:

Date, Opp.	Total Net Yards
1. 1/10/10, at ARI	493
2. 1/12/97, vs. CAR	479
3. 1/16/83, at DAL	466
4. 1/15/11, at ATL	442
5. 1/11/15, vs. DAL	425



PACKERS AT SEAHAWKS - NFC CHAMPIONSHIP

A HISTORY OF SUCCESS

With their 20-3 victory at Tampa Bay in Week 16, the Packers secured their 30th postseason berth in the history of the franchise, third most in league annals:

Team	Postseason Appearances
1t. Dallas	31
1t. N.Y. Giants	31
3. Green Bay	30

► The divisional game marked Green Bay's 50th postseason game, the third most in NFL history:

Team	Postseason Games
1. Dallas	60
2. Pittsburgh	55
3. Green Bay	50
4. N.Y. Giants	48

► The Packers have a 31-19 all-time record in the postseason, a .620 winning percentage that ranks **No. 2 in the NFL**:

Team	Postseason Winning Pct.
1. Baltimore	.652 (15-8)
2. Green Bay	.620 (31-19)
3. Pittsburgh	.600 (33-22)
4. San Francisco	.600 (30-20)
5. New England	.591 (26-18)
6. Oakland	.581 (25-18)

► Green Bay has now made the postseason each of the last six seasons, joining New England as the only team in the league to accomplish that feat each year from 2009-14. The streak of six consecutive postseason appearances is **tied for No. 1 in team history**:

Seasons	Consecutive Playoff Berths
1t. 2009-14	6
1t. 1993-98	6
3. 2001-04	4

HOW THEY HAVE FARED

Since the NFL went to a 12-team playoff format in 1990, the Packers have been the No. 2 seed in the NFC three times (1997, 2007, 2014).

► This was the fifth time that the Packers have earned a bye to the divisional round in their 17 playoff appearances since 1990. With a win over Dallas last week, Green Bay has a 3-2 mark under Head Coach **Mike McCarthy** in divisional playoff games.

► A breakdown of the Packers' playoff seeds, and their postseason record as that seed, from 1990-2014:

PLAYOFF SEED			
No. 1	2 times (3-1)	No. 4	4 times (3-4)
No. 2	3 times (4-2)	No. 5	2 times (0-2)
No. 3	3 times (3-4)	No. 6	2 times (5-1)

POSTSEASON PROFICIENCY

As productive as QB **Aaron Rodgers** has been during the regular season in his seven years as the starter, he has also carried that over to the playoffs.

► Rodgers capped off the 2010 postseason with a 304-yard, three-TD effort vs. Pittsburgh that earned him Super Bowl MVP honors. He became just the **fourth quarterback in NFL history** to throw for 300 yards and three TDs with no INTs in a Super Bowl, joining Joe Montana, Steve Young and Jake Delhomme.

► Rodgers has posted a 110-plus passer rating in five of his 10 career postseason starts, including a 125.4 rating last week against Dallas. That already ties him with Brett Favre (five in 24 starts), Troy Aikman (five in 16 starts) and Terry Bradshaw (five in 19 starts) for **third in league history** behind Montana (six in 23 starts) and Tom Brady (six in 26 starts).

► A look at where Rodgers ranks in NFL postseason history in several categories (min. 150 attempts):

Quarterback	Passer Rating
1. Russell Wilson, SEA	109.6
2. Aaron Rodgers, GB	105.3
3. Bart Starr, GB	104.8
4. Kurt Warner, STL/ARI	102.8
5. Drew Brees, SD/NO	100.7

Quarterback	Completion Pct.
1. Kurt Warner, STL/ARI	66.45
2. Matt Ryan, ATL	66.31
3. Aaron Rodgers, GB	66.29
4. Ken Anderson, CIN	66.27
5. Drew Brees, SD/NO	65.95

Quarterback	Interception Pct.
1. Russell Wilson, SEA	0.66 (152/1)
2. Tony Romo, DAL	1.08 (185/2)
3. Drew Brees, SD/NO	1.29 (464/6)
4. Bart Starr, GB	1.41 (213/3)
5. Aaron Rodgers, GB	1.42 (353/5)

► Rodgers has also put together some of the best performances in single postseasons in franchise history (min. 40 att.):

Quarterback	Passer Rating
1. Bart Starr, 1966	135.6
2. Aaron Rodgers, 2009	121.4
3. Aaron Rodgers, 2010	109.8

Quarterback	Passing Touchdowns
1. Aaron Rodgers, 2010	9
2. Brett Favre, 1995	8
3. Bart Starr, 1966	6

Quarterback	Passing Yards
1. Aaron Rodgers, 2010	1,094
2. Brett Favre, 1995	805
3. Brett Favre, 1997	668



PACKERS AT SEAHAWKS - NFC CHAMPIONSHIP

WHERE THEY STAND

A look at where some current Packers rank in the career postseason franchise record book:

<u>Player</u>	<u>Passing Yards</u>
1. Brett Favre	5,311
2. Aaron Rodgers	2,805
3. Bart Starr	1,753

<u>Player</u>	<u>Passing TDs</u>
1. Brett Favre	39
2. Aaron Rodgers	22
3. Bart Starr	15

<u>Player</u>	<u>300-Yard Games</u>
1. Aaron Rodgers	4
2. Brett Favre	3

<u>Player</u>	<u>100-Plus Rating Games</u>
1. Brett Favre	9
2t. Aaron Rodgers	6
2t. Bart Starr	6

<u>Player</u>	<u>Completion Pct.</u>
1. Aaron Rodgers	66.29
2. Bart Starr	61.03
3. Lynn Dickey	61.02

<u>Player</u>	<u>Receiving Yards</u>
1. Antonio Freeman	748
2. Donald Driver	675
3. Greg Jennings	673
4. Robert Brooks	651
5. Carroll Dale	534
6. Jordy Nelson	517

<u>Player</u>	<u>Receptions</u>
1. Greg Jennings	50
2. Donald Driver	49
3. Antonio Freeman	47
4. Robert Brooks	45
5. Jordy Nelson	42

<u>Player</u>	<u>Rushing Touchdowns</u>
1. Edgar Bennett	5
2t. John Kuhn	4
2t. Dorsey Levens	4

<u>Player</u>	<u>Overall Touchdowns</u>
1. Antonio Freeman	12
2. John Kuhn	7
3t. Edgar Bennett, Boyd Dowler Greg Jennings, Dorsey Levens	6

<u>Player</u>	<u>Interceptions</u>
1t. Sam Shields, Tramon Williams, Herb Adderley, Craig Newsome, Joe Laws, Eugene Robinson	4
7t. Tyrone Williams, Mike Prior	3

<u>Player</u>	<u>Sacks</u>
1. Reggie White	8.0
2. Clay Matthews	7.5
3t. Keith McKenzie, Sean Jones	4.0

<u>Player</u>	<u>Points</u>
1. Mason Crosby	85
2. Chris Jacke	73

<u>Player</u>	<u>Field Goals</u>
1t. Chris Jacke	15
1t. Ryan Longwell	15
3. Mason Crosby	14

GOOD SECOND HALF

The Packers' 12-win regular season was fueled by winning seven of the final eight regular-season games. It was the third time Head Coach **Mike McCarthy** guided the Packers to a 7-1 record in the second half of the regular season (2009, 2011).

- ▶ Dating back to 1978, when the NFL went to a 16-game schedule, RB **Eddie Lacy's** nine touchdowns in the final eight games of the season are tied for the second most by a Packers' player (Ahman Green: nine in 2003 and 10 in 2000).
- ▶ Green Bay rushed for 1,137 yards in the final eight games of the season, the fourth most by the Packers since 1978.
- ▶ Lacy rushed for 592 yards on 117 attempts (5.1 avg.) over the final six games, No. 3 in the NFL over that span behind only Broncos RB C.J. Anderson (648) and Cowboys RB DeMarco Murray (612).
- ▶ Lacy's 929 yards from scrimmage in the final eight regular-season games are the fourth most by a Packers' player since 1978 and the most since Ahman Green's 1,098 in 2003.
- ▶ The Packers' offensive line allowed the second-fewest sacks (nine) in the final eight games this season behind only Denver (eight in final eight). Dating back to 1983, it tied for the second fewest Green Bay had allowed in Games 9-16 (2007, six / 2004, nine).
- ▶ Dating back to 1982, LB **Clay Matthews'** 8.5 sacks in Games 9-16 tied Ezra Johnson (1983) for the third most in the second half of the regular season in franchise history, and were the most since DE Kabeer Gbaja-Biamila had 11.0 in 2004. Matthews tied for the fifth most in the NFL this season in Games 9-16.
- ▶ Over the last eight games of the regular season, Green Bay's defense ranked in the top 10 in rushing yards allowed (691, sixth), rushing average (3.60, seventh) and rushing touchdowns (two, tied for first).

BREAKING DOWN THE ROSTER

The Packers' active roster is composed of 24 offensive players, 26 defensive players and three specialists.

- ▶ Of the 53 players on Green Bay's roster, 32 of them (60.4 percent) were draft picks of the Packers.
- ▶ Green Bay has 19 players on the roster that began their careers as non-drafted free agents, with nine of those originally signed by Green Bay.
- ▶ Almost 50 percent of the players (26 of 53, 49.1%) on Green Bay's roster entered the league as a sixth-round or seventh-round pick or as a non-drafted player.

THE DOPE ON THIS WEEK'S OPPONENT:



All-time regular season:

8-7-0

All-time, postseason:

2-0

All-time, in Seattle:

2-4-0

Streaks: The Packers have won the only two postseason games between the two.

Last meeting, regular season:

Sept. 4, 2014, at CenturyLink Field; Seahawks won, 36-16

COACHES CAPSULES

Mike McCarthy: 101-54-1, .651, (incl. 7-5 postseason); 9th NFL season

Pete Carroll: 90-65-0, .581 (incl. 7-4 postseason); 9th NFL season

(5th with Seahawks)

Head to Head: Carroll 2-0

vs. Opponent: McCarthy 3-3 vs. Seahawks; Carroll 2-2 vs. Packers

MIKE MCCARTHY...Is in his ninth year as the Packers' 14th head coach.

- ▶ Joined Vince Lombardi and Mike Holmgren as the only coaches to guide the Packers to a Super Bowl title with a win over Pittsburgh in Super Bowl XLV.
- ▶ Led the Packers to their sixth consecutive playoff appearance this season, joining New England as the only two NFL teams to do so over that span. Has also led the team to seven playoff appearances in the last eight years (2007, 2009-14).
- ▶ Has guided the Packers to top-10 finishes in scoring each of the past eight seasons (2007-14), joining the Patriots as the only other team to accomplish the feat.
- ▶ His .656 winning percentage during the regular season ranks No. 2 among active NFL coaches (min. 50 games).
- ▶ Was named Packers head coach on Jan. 12, 2006, his first head-coaching job after 13 years as an NFL assistant.

PETE CARROLL...Is in fifth year as the Seahawks' eighth head coach.

- ▶ Led Seattle to the first Super Bowl win in franchise history last season.
- ▶ Spent nine years as head coach at Southern California (2001-09), where he led the Trojans to seven consecutive Pacific-10 titles and two national championships (2003-04).
- ▶ Previously served as a head coach in the NFL with the New York Jets (1994) and New England (1997-99), leading the Patriots to two playoff appearances.
- ▶ Began his NFL career as a defensive backs coach for Buffalo (1984). Also served as an assistant coach for Minnesota (1985-89), N.Y. Jets (1990-93) and San Francisco (1995-96).
- ▶ A former all-conference free safety at Pacific, started his coaching career at his alma mater in 1974.

THE PACKERS-SEAHAWKS SERIES

- ▶ The two clubs have met 17 times, including the regular season and playoffs. The two playoff games (2007 Divisional, 2003 Wild Card) were both at Lambeau and won by the Packers.
- ▶ For a span of eight head-to-head meetings from 1996-2008, Mike Holmgren was the head coach for one of the teams.
- ▶ Since Seattle's shift to the NFC in 2002, the two teams have met nine times (including playoffs). They met in six of seven seasons from 2003-09, with 2004 being the lone exception.
- ▶ Neither team has ever won more than three in a row in the series.

NOTABLE CONNECTIONS

Packers EVP/GM/Dir. of Football Operations Ted Thompson spent five seasons (2000-04) as the Seahawks' VP of football operations...Packers asst. head coach/linebackers Winston Moss played his final three seasons in Seattle (1995-97) and began his coaching career with the Seahawks as defensive quality control coach in 1998...Packers assistant director of pro personnel Tim Terry played for the Seahawks for three seasons (2000-02)...Packers LBs Clay Matthews and Nick Perry played for Seahawks head coach Pete Carroll at Southern California; Matthews was also tutored by Seahawks linebackers coach Ken Norton Jr. with the Trojans...Packers running backs coach Sam Gash played for New England when Carroll was the head coach (1997)...Packers QB Matt Flynn played for Seattle in 2012...Seahawks P Jon Ryan played for Green Bay in 2006-07...Seahawks DE O'Brien Schofield and QB Russell Wilson played at the University of Wisconsin...Seahawks EVP/GM John Schneider served two different stints in the Packers' personnel dept. (1993-96, 2002-09), concluding as director - football operations...Seahawks wide receivers coach Kippy Brown previously coached the Green Bay running backs (2000) and Seahawks asst. strength and conditioning coach Mondray Gee held the same position in Green Bay in 2008-09...Seahawks offensive coordinator Darrell Bevell played quarterback at the University of Wisconsin and coached on Green Bay's staff from 2000-05...Seahawks defensive assistant Marquand Manuel played for the Packers in 2006...Seahawks assistant offensive line coach Pat Ruel held the same position with the Packers from 2001-02...Seahawks assistant special teams coach Chad Morton worked for the Packers from 2009-13...Packers defensive coordinator Dom Capers and Seahawks quarterbacks coach Carl Smith coached together with the Philadelphia/Baltimore Stars (USFL) and with New Orleans...In 2006, Capers was the special assistant to the HC/defensive coordinator for the Miami Dolphins while Seahawks defensive coordinator Dan Quinn was the defensive line coach...Packers quarterbacks coach Alex Van Pelt worked in the same position for Tampa Bay while Seahawks DE Michael Bennett played for the Bucs (2010-11)...Gash was on the staff in Detroit while Seahawks DE Cliff Avril played for the Lions from 2008-12...Packers DT Letroy Guion and Seahawks DT Kevin Williams and QB Tavaris Jackson were teammates in Minnesota...In 1990-91, Packers senior personnel executive Alonzo Highsmith played running back for the Dallas Cowboys while Norton played linebacker...Packers secondary-safeties coach Darren Perry and Seahawks asst. HC/offensive line Tom Cable were on the same Oakland Raiders staff in 2007-08...Former college teammates include Packers QB Aaron Rodgers and Seahawks RB Marshawn Lynch (California)...Packers RB Eddie Lacy and S Ha Ha Clinton-Dix and Seahawks WR Kevin Norwood (Alabama)...Lacy and Norwood were also teammates at Alabama with Seahawks G James Carpenter...Matthews and Perry and Seahawks LBs Mike Morgan and Malcolm Smith (Southern California).

LAST MEETING, IN THE POSTSEASON

- Jan. 12, 2008, NFC Divisional Playoff, at Lambeau Field, Packers won 42-20
- ▶ Two fumbles by RB Ryan Grant led to a 14-0 Seattle lead early in the first quarter.
- ▶ The Packers responded by scoring six touchdowns on their next six possessions.
- ▶ Grant rebounded from a rough start and finished with 201 yards and three touchdowns on 27 carries.
- ▶ QB Brett Favre had an efficient game in the snow, completing 18-23 passes for 173 yards and three touchdowns.
- ▶ Green Bay's defense held the Seahawks to just six points in the final three quarters.



PACKERS AT SEAHAWKS - NFC CHAMPIONSHIP

NICELY DONE

The Packers put together a fine regular season, finishing with 12 wins and a franchise-record fourth consecutive division title. They also finished among the best in many statistical categories.

- ▶ Green Bay scored 486 points in 2014, which is the second most in franchise history. The top three have all come under the direction of Head Coach **Mike McCarthy**.

<u>Year</u>	<u>Total Points</u>
1. 2011	560
2. 2014	486
3. 2009	461
4. 1996	456

- ▶ The Packers scored 58 touchdowns during the regular season, the second most in franchise history:

<u>Year</u>	<u>Overall Touchdowns</u>
1. 2011	70
2. 2014	58
3. 1996	56
4. 2009	54

- ▶ Dating back to 1960, the Packers' four games of 40-plus points tied for the second most in a single regular season in franchise history:

<u>Year</u>	<u>40-Plus Point Games</u>
1. 2011	6
2t. 2014	4
2t. 1983	4
2t. 1962	4
5. 1960	5

- ▶ Green Bay set a single-season franchise mark for fewest giveaways in the regular season with 13, besting the mark of 14 in 2011.
- ▶ The Packers finished with 6,178 total yards on the season, the fourth most in a season in team history. Four of the six 6,000-yard seasons have come under the direction (2009, 2011, 2013-14) of McCarthy.
- ▶ Green Bay set a single-season franchise record with 356 first downs on the season, surpassing the previous mark of 354 first downs in 2004.
- ▶ Green Bay's offensive line only gave up 30 sacks this season, the fewest since allowing 19 in 2007.
- ▶ After averaging 4.65 yards per carry in 2013, the Packers averaged 4.41 rushing yards per carry this season. Green Bay recorded consecutive seasons with a rushing average of 4.40 or better for the first time since the 1963 (4.46) and 1964 (4.60) seasons. It was also the first time the Packers averaged over 4.0 yards per carry in consecutive seasons since 2007-09 (4.12, 4.13, 4.30).
- ▶ Green Bay had 14 rushing touchdowns on the season, registering consecutive seasons (17 in 2013) with 14-plus rushing touchdowns for the first time since 1983-85 (15, 18, 16).
- ▶ QB **Aaron Rodgers** went over the 4,000-yard passing mark for the season, giving him five 4,000-yard seasons in his career, which tied Brett Favre for the franchise record.
- ▶ Rodgers threw for 38 touchdowns and tied Favre (1995) for the fourth most in a single regular season in franchise history. It was the third most Rodgers had thrown in his career (2011: 45 / 2012: 39).
- ▶ Rodgers threw for a career-best five interceptions, the third fewest in a single regular season in Packers' history.

- ▶ Rodgers 4,381 passing yards are the fifth most in a single season in franchise history, giving him three of the top five:

<u>Player</u>	<u>Passing Yards</u>
1. Aaron Rodgers, 2011	4,643
2. Lynn Dickey, 1983	4,458
3. Aaron Rodgers, 2009	4,434
4. Brett Favre, 1995	4,413
5. Aaron Rodgers, 2014	4,381

- ▶ Rodgers' 13 games (min. 15 attempts) without an interception were the third most in a regular season in NFL history:

<u>Player</u>	<u>Zero-Interception Games</u>
1t. Tom Brady, NE, 2010	14
1t. Steve DeBerg, KC, 1990	14
3. Aaron Rodgers, GB, 2014	13

- ▶ Rodgers tied Patriots QB Tom Brady (eight in 2007) for the most three-touchdown/zero-interception games in NFL history in a single season.
- ▶ Rodgers extended his NFL record by finishing the regular season with a passer rating above 100.0 for the sixth season in a row. Rodgers' 112.2 passer rating was the second-best mark in a season in team history, trailing only his own rating of 122.5 in 2011.
- ▶ Rodgers extended the streak he started in 2012 of passes at home without an interception to 418 and consecutive touchdown passes at home without an interception to 36, both NFL records.
- ▶ Rodgers threw three or more touchdowns eight times during the regular season. It tied for the second-most (eight in 2012) three-plus passing touchdown games in a single regular season in his career (10 in 2011).
- ▶ Rodgers recorded a passer rating of at least 120.0 in seven regular-season games, setting a franchise record and tying for the third-most in a single season in the NFL, dating back to 1960.
- ▶ Rodgers recorded a 100-plus passer rating 11 times this season, the second most he recorded in one regular season (13 in 2011). Green Bay was 11-0 in the regular season when Rodgers registered a 100-plus passer rating.
- ▶ With eight 300-yard passing games this season, Rodgers tied his franchise record (2011). Green Bay was 7-1 in the regular season when Rodgers threw for 300 yards.
- ▶ WR **Jordy Nelson** set a franchise record for receiving yards in a single season (1,519) and became the eighth player in NFL history with 95-plus receptions (98), 1,500-plus receiving yards and 13-plus receiving touchdowns (13).
- ▶ Nelson and WR **Randall Cobb** became the first duo in NFL history to record 90-plus receptions, 1,200-plus yards and 12-plus touchdown receptions in the same regular season.
- ▶ Cobb and Nelson became just the third set of teammates in NFL history with at least 1,200 receiving yards and 10 touchdowns each in the same season, joining Minnesota's Cris Carter and Randy Moss in 1999 and Denver's Demaryius Thomas and Eric Decker in 2013.
- ▶ RB **Eddie Lacy** (2,317) passed John Brockington (2,132) for the most rushing yards by a Packers' running back in his first two NFL seasons.
- ▶ Lacy became the first player in franchise history to rush for at least 1,000 yards and score 10-plus scrimmage touchdowns in each of his first two seasons.
- ▶ Lacy (1,139) became the fifth player in franchise history to record consecutive 1,000-yard rushing seasons (Ryan Grant, 2008-09 / Ahman Green, 2000-04 / John Brockington, 1971-73 / Jim Taylor, 1960-64).
- ▶ Lacy's two 1,000-yard rushing seasons are tied for the fourth most in Packers' history.



PACKERS AT SEAHAWKS - NFC CHAMPIONSHIP

HOME SWEET HOME

Green Bay excelled at Lambeau Field this season, finishing 8-0 at home for the second time in the last 12 regular seasons (2011) and the fifth time since the 1970 AFL-NFL merger (1996-97, 2002).

- ▶ Green Bay won nine games at home (including the postseason) for the fourth time in franchise history (nine in 1920 and 1997 / 10 in 1996).
- ▶ The Packers were one of two teams to go undefeated at home during the 2014 regular season season (Denver).
- ▶ Under Head Coach **Mike McCarthy**, Green Bay is 54-17-1 at home during the regular season. The Packers' .757 winning percentage ranks **No. 3 in the NFL** over that span:

<u>Team</u>	<u>Record At Home (since 2006)</u>	<u>Pct.</u>
1. New England	62-10	.861
2. Baltimore	56-16	.778
3. Green Bay	54-17-1	.757
4. Indianapolis	54-18	.750

- ▶ In the final seven home games of the regular season, the Packers out-scored opponents 93-7 in the first quarter and 189-30 in the first half.
- ▶ Green Bay led the NFL with 318 points scored at home during the 2014 regular season. It is the third-most points scored at home during the regular season in NFL history:

<u>Team, Season</u>	<u>Points Scored At Home</u>
1. New Orleans, 2011	329
2. Green Bay, 2011	321
3. Green Bay, 2014	318
4. Denver, 2013	316

- ▶ The Packers were one of three teams in the NFL with a home point differential over 100 at home during the regular season:

<u>Team</u>	<u>Point Differential At Home</u>
1. Green Bay	+155
2. New England	+130
3. Denver	+117
4. Baltimore	+94
5. Seattle	+86

- ▶ Green Bay's plus-155 point differential at home was the highest in franchise history (dating back to 1940), eclipsing the +151 in 1996.
- ▶ The Packers scored more than 40 points in four home games this season, which tied New England for the NFL lead in 2014. They were one behind the most by a Green Bay team since 1940 (five in 2011).
- ▶ Green Bay scored more than 30 points in each of the first five home games (31, 42, 38, 55, 53). Dating back to 1921, it was the first time the Packers registered at least 30 points in each of their first five home games.
- ▶ The Packers finished the regular season with seven 30-plus point games at home to lead the NFL and tie 2011 for the most by a Packers' team (dating back to 1940).
- ▶ Under McCarthy, Green Bay has scored 30-plus points at home during the regular season 35 times, winning 33 of those contests. The Packers' 35 home games with at least 30 points are the third most in the league since 2006 (NO, 35 / NE, 38).

- ▶ The Packers had a plus-nine turnover ratio at home during the 2014 regular season to tie for the NFL lead:

<u>Team</u>	<u>Turnover Margin At Home</u>
1t. Green Bay	+9
1t. New England	+9
3t. Arizona	+6
3t. Cleveland	+6
3t. Baltimore	+6
3t. Houston	+6

- ▶ QB **Aaron Rodgers** threw 24 touchdowns with zero interceptions on 240 attempts, joining Patriots QB Tom Brady (241 attempts in 2003) as the only QBs in NFL history to throw 200-plus passes at home in a single regular season with no interceptions.
- ▶ Rodgers recorded a passer rating of 133.2 at home during the 2014 regular season, the highest in NFL history:

<u>Player</u>	<u>Passer Rating At Home</u>
1. Aaron Rodgers, GB, 2014	133.2
2. Aaron Rodgers, GB, 2011	128.5
3. Aaron Rodgers, GB, 2013	126.4
4. Drew Brees, NO, 2013	126.3
5. Russell Wilson, SEA, 2012	123.6

- ▶ Rodgers led the league in a few other passing categories at home during the 2014 regular season (min. 150 att.):

<u>Player</u>	<u>Yards/Attempt At Home</u>
1. Aaron Rodgers, GB	9.73
2. Ben Roethlisberger, PIT	8.85
3. Ryan Fitzpatrick, HOU	8.78

<u>Player</u>	<u>TD Pct. At Home</u>
1. Aaron Rodgers, GB	10.4
2. Peyton Manning, DEN	8.0
3. Ben Roethlisberger, PIT	7.3

<u>Player</u>	<u>INT Pct. At Home</u>
1. Aaron Rodgers, GB	0.0
2. Carson Palmer, ARI	0.6
3. Tom Brady, NE	1.0

- ▶ WR **Jordy Nelson** registered at least one touchdown reception in seven of eight home games during the regular season and his nine touchdowns at home were **No. 2 in the NFL**:

<u>Player</u>	<u>TD Rec. At Home</u>
1. Antonio Brown, PIT	10
2. Jordy Nelson, GB	9
3. Demaryius Thomas, DEN	8

- ▶ RB **Eddie Lacy's** eight touchdowns at home in 2014 (five rushing, three receiving) **ranked No. 3 in the NFL among running backs**:

<u>Running Back</u>	<u>TDs At Home</u>
1. Marshawn Lynch, SEA	12
2. Jamaal Charles, KC	9
3. Eddie Lacy, GB	8



PACKERS AT SEAHAWKS - NFC CHAMPIONSHIP

QUICK OUT OF THE GATE

During the 2014 regular season, Green Bay performed well in the first half of games and that was fueled by quick starts.

- ▶ The Packers scored on their opening drive in eight of the final 13 regular season games (six TDs, two FGs). The Packers finished **No. 2 in the NFL** with 48 points on the first offensive possession (San Francisco, 55).
- ▶ Green Bay scored 89 unanswered points at home in the first quarter from the Week 2 game vs. the N.Y. Jets through Week 14 vs. Atlanta. It was the most consecutive points scored at home in the first quarter since the Miami Dolphins scored 93 straight in the 1978-79 seasons.
- ▶ Green Bay produced an NFL-leading 151 points in the first quarter this regular season. It was the most first-quarter points by an NFL team in a single regular season, dating back to 1991:

<u>Team</u>	<u>First-Quarter Points</u>
1. Green Bay, 2014	151
2. Denver, 1998	144
3. St. Louis, 2001	140
4. Minnesota, 1998	135

- ▶ Green Bay averaged 19.4 points per game in the first half of games this season to **rank No. 1 in the NFL**:

<u>Team</u>	<u>Points Per Game/First Half</u>
1. Green Bay	19.4
2. New England	16.3
3. Philadelphia	15.4
4. Denver	15.1

- ▶ The Packers scored 38 touchdowns in the first half of games during the 2014 regular season to lead the league:

<u>Team</u>	<u>First-Half Touchdowns</u>
1. Green Bay	38
2. New England	30
3. Denver	29
4t. Dallas, Philadelphia	28

- ▶ Dating back to 1991, Green Bay's average of 19.4 points in the first half of games was the second-best recorded in a single regular season:

<u>Season</u>	<u>First-Half Points Per Game</u>
1. New England, 2007	20.8
2. Green Bay, 2014	19.4
3. St. Louis, 2001	19.1
4. Denver, 1998	18.8

- ▶ Green Bay led the league with a first-half point differential of plus-164 in the 2014 regular season:

<u>Team</u>	<u>First-Half Point Differential</u>
1. Green Bay	+164
2. New England	+95
3. Dallas	+67
4. Denver	+60
5. St. Louis	+58

- ▶ Packers QB **Aaron Rodgers** ranked among the best in the league in several passing categories in the first half of games during the regular season (min. 115 att.):

<u>Player</u>	<u>Passer Rating</u>
1. Aaron Rodgers, GB	120.3
2. Tony Romo, DAL	111.7
3. Peyton Manning, DEN	108.0
4. Eli Manning, NYG	104.8

<u>Player</u>	<u>Passing Touchdowns</u>
1. Aaron Rodgers, GB	25
2. Peyton Manning, DEN	23
3. Tony Romo, DAL	19
4t. Andrew Luck, IND / Tom Brady, NE	18

<u>Player</u>	<u>Yards Per Attempt</u>
1. Aaron Rodgers, GB	8.81
2. Peyton Manning, DEN	8.37
3. Russell Wilson, SEA	8.25
4. Colin Kaepernick, SF	8.22

<u>Player</u>	<u>Interception Percentage</u>
1. Aaron Rodgers, GB	0.0
2. Alex Smith, KC	0.5
3. Eli Manning, NYG	1.0
4. Ben Roethlisberger, PIT	1.2

<u>Player</u>	<u>Touchdown Percentage</u>
1. Aaron Rodgers, GB	8.0
2. Tony Romo, DAL	7.3
3. Peyton Manning, DEN	7.2
4. Philip Rivers, SD	5.9

- ▶ Rodgers threw 25 touchdowns and zero interceptions in the first half during the regular season.
- ▶ Rodgers threw for 275-plus yards in the first half four times in the regular season, the most by an NFL quarterback over the past 25 seasons (1990-2014), with no other QB posting more than two in a season.
- ▶ Green Bay scored on all five first-half drives in Weeks 13 and 14 (six TDs, four FGs).
- ▶ With 30 points in the first half of the Week 11 victory over Philadelphia, Green Bay became the first team in NFL history to score 28-plus points in the first half of four consecutive home games.
- ▶ In a 55-14, Week 10 victory over the Chicago Bears, the Packers put up a memorable performance in the first half:
 - Green Bay's 42 points scored were the third most in a first half in franchise history and the most since a 49-point performance vs. Tampa Bay on Oct. 2, 1983.
 - The Packers' 42-point lead tied for the second-biggest halftime lead in league history (also Green Bay vs. Tampa Bay on Oct. 2, 1983, 49-7). The NFL record is 45 points by New England vs. Tennessee (45-0) on Oct. 18, 2009.
 - Rodgers' six touchdown passes tied for the most in any half in NFL history (Raiders QB Daryle Lamonica vs. Buffalo on Oct. 19, 1969).



PACKERS AT SEAHAWKS - NFC CHAMPIONSHIP

A HISTORY OF SUCCESS

In Week 4, the Packers became the second NFL franchise to win 700 regular-season games.

► A look at the top regular-season win totals in league history:

Team	Regular-Season Wins
1. Chicago	735
2. Green Bay	710
3. N.Y. Giants	667
4. Pittsburgh	579
5. Washington	569

MAKING GAINS

During the regular season, the Packers registered 17 offensive plays of 40-plus yards and 70 plays of at least 20 yards, both ranking in the top 10 in the NFL this season.

► Green Bay's big-play ability allowed them to score quickly in 2014. The Packers **led the league** in points per play this season (0.486).

► Green Bay recorded 15 pass plays of 40 or more yards on offense, **tied for the second most in the NFL** during the 2014 regular season:

Team	Pass Plays of 40-Plus Yards
1. Washington	20
2t. Green Bay	15
2t. Indianapolis	15
2t. Pittsburgh	15
5. Philadelphia	13

► QB **Aaron Rodgers** tied for the league lead with 15 completions of 40 yards or more during the regular season (IND Andrew Luck and PIT Ben Roethlisberger).

► The Packers' nine passing touchdowns of 40 or more yards were **No. 1 in the league** this season (Indianapolis, seven).

► Since the start of the 2013 regular season, the Packers are **ranked No. 3 in the league** in pass plays of 25-plus yards:

Team	Pass Plays of 25-Plus Yards
1. Denver	89
2. Philadelphia	80
3. Green Bay	78
4. Pittsburgh	75

► Green Bay finished the 2014 regular season **ranked No. 1 in the NFL** in yards per play (6.17). The Packers have finished in the top 10 in yards per play in six of the nine seasons under Head Coach **Mike McCarthy**:

Season	Yards Per Play/Ranking
2006	5.03 (19th)
2007	6.02 (2nd)
2008	5.55 (11th)
2009	5.82 (9th)
2010	5.73 (6th)
2011	6.56 (2nd)
2012	5.58 (14th)
2013	5.96 (4th)
2014	6.17 (1st)

IN THE ZONE

The Packers registered 64 red-zone drives during the 2014 regular season, **No. 4 in the NFL**. Green Bay converted 55 of those into points, **No. 3 in the league**:

Team	Red-Zone Scores
1. New England	61
2. Denver	57
3. Green Bay	55
4t. Miami	54
4t. New Orleans	54

► The Packers' 312 points scored in the red zone **ranked No. 4 in the NFL** this season:

Team	Red-Zone Points
1. New England	338
2. Denver	328
3. New Orleans	317
4. Green Bay	312
5. Miami	303

► The Packers have scored 37 touchdowns in the red zone during the regular season, **No. 4 in the league**:

Team	Red-Zone TDs
1t. Denver	39
1t. New England	39
1t. New Orleans	39
4. Green Bay	37
5. N.Y. Giants	36
6. Miami	35

► The Packers **tied for No. 5 in the NFL** in red-zone passing touchdowns during the regular season:

Team	Red-Zone Passing TDs
1t. Denver	26
1t. New England	26
3t. Indianapolis	25
3t. New Orleans	25
5t. Green Bay	24
5t. Miami	24
5t. N.Y. Giants	24

► Green Bay WR **Randall Cobb** recorded 10 touchdown receptions in the red zone during the regular season to **lead the NFL**.

Player	Red-Zone Touchdowns
1. Randall Cobb, GB	10
2t. Antonio Gates, SD	9
2t. Jimmy Graham, NO	9
2t. Rob Gronkowski, NE	9
2t. Julius Thomas, DEN	9
2t. Mike Wallace, MIA	9

► Cobb **tied for third in the league** in red-zone receptions (16).



PACKERS AT SEAHAWKS - NFC CHAMPIONSHIP

PROLIFIC PACKERS

Over the past five regular seasons, Green Bay has been one of the most productive offenses in the NFL.

► A glance at where the Packers rank in several offensive categories since 2010:

Team	Points Per Game
1. New England	31.3
2. Green Bay	28.6
3. Denver	27.8

Team	30-Point Games
1. New England	48
2. Denver	37
3. Green Bay	36
4. New Orleans	34

Team	40-Point Games
1. New England	17
2. Green Bay	15
3. Denver	11
4. New Orleans	10

Team	Total Touchdowns
1. New England	292
2. Green Bay	273
3. Denver	267

Team	Passing Touchdowns
1. New Orleans	194
2. Green Bay	185
3. Denver	177

Team	Net Yards Per Game
1. New Orleans	412.3
2. New England	393.9
3. Philadelphia	391.3
4. Denver	384.7
5. Green Bay	381.8

Team	Net Passing Yards/Game
1. New Orleans	305.8
2. Detroit	275.8
3. New England	272.5
4. Green Bay	270.3
5. Denver	263.9

► A look at Green Bay's regular-season record since 2006 by point total:

Points Scored	GB Record Since 2006
30-plus	56-5 (.918)
21-29	28-17-1 (.620)
11-20	7-17 (.292)
10 or less	3-10 (.300)

NOT IN A GIVING MOOD

The Packers turned the ball over 13 times in the regular season, tied for the fewest in the league (New England). A look at Green Bay's giveaway totals each season since 2006 and where that ranked in the NFL:

Season	Giveaways/Ranking
2006	33 (26th)
2007	24 (t-7th)
2008	21 (t-8th)
2009	16 (1st)
2010	22 (10th)
2011	14 (2nd)
2012	16 (t-2nd)
2013	25 (t-15th)
2014	13 (t-1st)

► QB **Aaron Rodgers** threw only five interceptions, the fewest he has thrown in a regular season as a starter. Green Bay's 106 turnovers since 2009 are **No. 2 in the NFL**:

Team	Total Giveaways Since 2009
1. New England	98
2. Green Bay	106
3. San Francisco	113
4. Baltimore	131

► The Packers recorded the fewest total giveaways in a single season in team history. The four best giveaway seasons in franchise history have come under Head Coach **Mike McCarthy's** direction:

Season	Total Giveaways
1. 2014	13
2. 2011	14
3t. 2009, 2012	16

► Green Bay did not turn the ball over in seven games this season, **tied for No. 2 in the NFL** (New England-eight, Seattle-seven). For the first time in team history (since 1933), the Packers did not turn the ball over in four straight games in a single season (Weeks 11-14). Green Bay has registered 33 zero-turnover games since 2009, which is **No. 3 in the NFL** over that span:

Team	Zero-Turnover Games Since 2009
1. New England	38
2. San Francisco	34
3. Green Bay	33
4. Kansas City	29
5. Baltimore	28

► Green Bay is 68-19-1 (.778) in the regular season under McCarthy when it doesn't have a giveaway or turns it over just once. A look at the Packers' record by the number of giveaways they have in a game since 2006:

Giveaways In Game	GB Record Since 2006
None	37-5-1 (.872)
One	31-14 (.689)
Two	21-16 (.568)
Three-plus	5-14 (.263)



PACKERS AT SEAHAWKS - NFC CHAMPIONSHIP

AT THE HELM

Having led Green Bay to the playoffs in seven of his nine seasons as head coach, **Mike McCarthy** is joined by Vince Lombardi and Mike Holmgren as the only coaches to guide the Packers to a Super Bowl win with a victory over Pittsburgh in Super Bowl XLV.

- ▶ McCarthy guided the Packers to a franchise-record fourth consecutive division title in 2014.
- ▶ With a win at Tampa Bay in Week 16, McCarthy passed Lombardi for the No. 2 spot in team history as far as overall victories:

<u>Coach</u>	<u>Overall Wins</u>
1. Curly Lambeau, 1921-49	212
2. Mike McCarthy, 2006-14	101
3. Vince Lombardi, 1959-67	98
4. Mike Holmgren, 1992-98	84

- ▶ The 101 overall wins are the most in the NFC and the third most in the NFL since 2006 (Indianapolis and New England). McCarthy reached 100 career wins (including playoffs) in just his 155th game. He is the first coach in the NFL since George Seifert in 1996 (132 games) to reach 100 wins in 155 or fewer games.
- ▶ McCarthy reached 100 overall wins faster than any active NFL coach:

<u>Coach</u>	<u>Games Needed For 100 Wins</u>
1. Mike McCarthy, GB	155
2. Andy Reid, PHI/KC	165
3. Bill Belichick, CLE/NE	172

- ▶ McCarthy recorded his third regular season with 12-plus wins in 2014 (2007, 2011), passing Lambeau (1929, 1931), Vince Lombardi (1962, 1966), Mike Holmgren (1996-97) and Mike Sherman (2001-02) for the most by a coach in franchise history.
- ▶ McCarthy has led the Packers to five seasons with 11-plus wins, passing Lombardi and Mike Holmgren (four each) for the most in team history.
- ▶ In Week 12, McCarthy registered his 90th career regular-season win, passing Lombardi (89) for the second most in franchise history (Curly Lambeau, 209).
- ▶ McCarthy joined Pittsburgh's Bill Cowher (2005) as the only Super Bowl-winning coaches to lead their respective teams to three road wins as the No. 6 seed in the postseason en route to a world title.
- ▶ Including playoffs, McCarthy has a 101-54-1 record since taking over as head coach in 2006, a .651 winning percentage that ranks **No. 2 among current NFL head coaches** (minimum 60 games):

<u>Coach</u>	<u>Winning Pct.</u>
1. Bill Belichick, CLE/NE	.662 (231-118)
2. Mike McCarthy, GB	.651 (101-54-1)
3. John Harbaugh, BAL	.646 (82-45)
4. Mike Tomlin, PIT	.635 (87-50)

- ▶ McCarthy coached in his 134th game in Week 13 at Detroit last season (including playoffs), moving him past Bart Starr for No. 2 in team history:

<u>Coach</u>	<u>Overall Games</u>
1. Curly Lambeau, 1921-49	339
2. Mike McCarthy, 2006-14	156
3. Bart Starr, 1975-83	133

- ▶ McCarthy won his 75th career game (including playoffs) at Detroit in Week 11 of 2012, tying Kansas City's Andy Reid and New Orleans' Sean Payton for the fastest to 75 wins among active NFL head coaches. It is the third fastest in team history:

<u>Coach</u>	<u>Games Needed For 75 Wins</u>
1t. Mike McCarthy, GB	114
1t. Sean Payton, NO	114
1t. Andy Reid, PHI/KC	114

<u>Coach</u>	<u>Games Needed For 75 Wins</u>
1. Vince Lombardi	102
2. Mike Holmgren	111
3. Mike McCarthy	114

- ▶ McCarthy has guided the Packers to five seasons with 11-plus wins (2007, 2009, 2011-12, 2014), passing Lombardi (1961-63, 1966) and Holmgren (1995-98) for the **most by a coach in franchise history**.
- ▶ McCarthy's six regular seasons with 10-plus wins is tied with Lambeau for the team record.
- ▶ Since McCarthy took over in 2006, the Packers rank **No. 3 in the NFL** in regular-season winning percentage:

<u>Team</u>	<u>Winning Pct.</u>
1. New England	.778 (112-32)
2. Indianapolis	.667 (96-48)
3. Green Bay	.656 (94-49-1)

WINNING WAYS

With a win in Week 15 at Chicago in 2012, Green Bay posted its fourth straight 10-win season, tying a franchise record that was done three other times in club annals (1929-32, 1995-98, 2001-04).

- ▶ A victory vs. Tennessee in Week 16 brought the Packers' win total to 47 from 2009-12, which ranks second in franchise history:

<u>Seasons</u>	<u>Regular-Season Wins</u>
1. 1995-98	48
2. 2009-12	47
3. 1994-97	46

- ▶ Green Bay's five 10-win regular seasons since 2009 are tied for No. 2 (Indianapolis) in the NFL behind New England's six.
- ▶ A look at the top regular-season win totals in the league since 2009:

<u>Team</u>	<u>Regular-Season Wins (Since 2009)</u>
1. New England	73
2. Green Bay	67
3t. New Orleans	61
3t. Baltimore	61

- ▶ The Packers are the only NFC team and one of two teams in the league (New England) to make the playoffs each of the past six seasons (2009-14).
- ▶ Including playoffs, the Packers have won 73 games since 2009, which ranks **No. 2 in the league** over that span:

<u>Team</u>	<u>Total Wins (Since 2009)</u>
1. New England	78
2. Green Bay	73
3. Baltimore	69

PACKERS AT SEAHAWKS - NFC CHAMPIONSHIP

DIFFERENTIAL MAKES A DIFFERENCE

Green Bay finished in the top 10 in the league in turnover differential in six consecutive seasons (2007-12), the only team in the NFL to accomplish that feat over that span. The Packers finished the 2014 regular season with a plus-14 turnover differential, the **best in the NFL**:

Team	Turnover Margin
1. Green Bay	plus-14
2t. Houston	plus-12
2t. New England	plus-12
4. Seattle	plus-10
5. Arizona	plus-8

► A look at where Green Bay ranks in the category since 2009:

Team	Turnover Margin (Since 2009)
1. New England	plus-97
2. Green Bay	plus-76
3. San Francisco	plus-64

- Green Bay has won or come out even in the turnover battle in 53 of its last 66 regular-season games.
- Green Bay ranked **No. 2 in the league** in 2011 with a plus-24 turnover differential, trailing only San Francisco (plus-28). That mark was tied for No. 2 in franchise history. Two of the top five ratios have come under Head Coach **Mike McCarthy**:

Season	Turnover Margin
1. 1943	plus-26
2t. 1941	plus-24
2t. 1965	plus-24
2t. 2009	plus-24
2t. 2011	plus-24

► During McCarthy's tenure, the Packers have a 66-8-1 (.887) regular-season record when they come out ahead in the game in turnover ratio:

Turnover Margin	GB Record Since 2006
minus-3 or worse	0-2 (.000)
minus-2	2-11 (.154)
minus-1	8-16 (.333)
even	18-12 (.600)
plus-1	30-4-1 (.871)
plus-2	17-2 (.895)
plus-3 or better	19-2 (.905)

KEEPING THE CHAINS MOVING

The Packers finished the regular season with a 47.2 percent conversion rate on third down, which **ranks No. 3 in the NFL**:

Team	Third-Down Conversion Rate
1. New Orleans	48.3
2. Dallas	47.3
3. Green Bay	47.2
4. San Diego	45.1
5. Pittsburgh	44.7

► Green Bay converted 51.4% (55-107) of third downs from Week 10-17, No. 1 in the NFL over that span.

► The Packers were the best in the NFL on third-and-long (more than 6 yards to go), checking in at **No. 1 in the NFL** this season:

Team	Third-and-Long (>6 Yards)
1. Green Bay	39.6
2. New Orleans	37.1
3. Philadelphia	36.3
4. San Diego	34.7
5. Atlanta	34.3

► The Packers were **No. 1 in the league** in third-and-10+ conversions this season:

Team	Third-and-10-Plus Yards
1. Green Bay	36.5
2. New Orleans	33.3
3. San Diego	32.7
4. Philadelphia	31.4
5. Kansas City	28.1

- From 2007-14, Green Bay's offense finished in the top 10 on third down every season, one of only two teams in the league to do so over that span (New Orleans).
- Three of the top five seasons in team history since the 1970 AFL-NFL merger have come under Head Coach **Mike McCarthy**:

Season	Third-Down Conversion Rate
1. 1995	49.1
2. 2011	48.1
3. 2004	47.3
4. 2014	47.2
5. 2009	47.0

POINTS, POINTS, POINTS

During the 2014 regular season, the Packers were able to put up points.

- Green Bay **led the league** in points per play in the regular season (0.486).
- The Packers **ranked No. 1 in the league** in points per game (30.4) and **tied for the lead the NFL** in touchdowns scored per game (3.63).
- At home, Green Bay was even better during the 2014 regular season, averaging 39.8 points per game to lead the league.
- The Packers became the first team in NFL history to score 23-plus points in the first half in six consecutive home games in a single season.
- Green Bay scored a total of 108 points in Weeks 10-11, scoring 55 against Chicago and 53 versus Philadelphia.
- The Packers were only the second team in NFL history to score 53-plus points in back-to-back games, joining the Los Angeles Rams (1950).
- It marked the first time in franchise history that the Packers registered back-to-back 50-point games. It was the fifth time in NFL history that a team accomplished the feat.
- Green Bay was the only team to score at least 50 points twice during the 2014 regular season.
- Dating back to the AFL-NFL merger of 1970, it was the eighth time a team scored 50 or more points multiple times in one regular season (Denver-three in 2013 / New England-two in 2012 / Seattle-two in 2012 / New England-two in 2007 / Cincinnati-two in 1989 / Dallas-two in 1980 / New England-two in 1979).



PACKERS AT SEAHAWKS - NFC CHAMPIONSHIP

SACKING PACK

With **Dom Capers** as defensive coordinator (2009-14), the Packers have recorded 245 sacks, which is **No. 5 in the NFL** over that span.

- ▶ Green Bay's 41 sacks in 2014, **tied for No. 9 in the NFL** during the regular season, are only a partial representation to how much pressure they put on opposing quarterbacks. The Packers registered at least six quarterback hits in 10 of 16 regular-season games (at Detroit-six / vs. Carolina-six / vs. New England-six / at Buffalo-six / vs. Detroit-seven / at Minnesota-eight / vs. Miami-nine / vs. N.Y. Jets-12 / at Tampa Bay-12 / vs. Minnesota-15).
- ▶ The Packers four sacks against Dallas were the most by Green Bay in a playoff game since recording five at Atlanta on Jan. 15, 2011.

SPREADING AROUND THE SACKS

During the regular season, six different Packers players registered at least three sacks (LB **Clay Matthews**, DT **Mike Daniels**, LB **Julius Peppers**, LB/DE **Mike Neal**, LB **Nick Perry** and DT **Letroy Guion**). Green Bay was **tied for No. 4 in the league** for the most players to register at least three sacks in 2014:

Team	Players With Three Sacks
1t. Carolina	7
1t. Indianapolis	7
1t. Minnesota	6
4t. Green Bay	6
4t. Jacksonville	6
4t. New England	6
4t. N.Y. Jets	6
4t. Philadelphia	6
4t. San Francisco	6
4t. St. Louis	6

- ▶ Green Bay had multiple players from all three levels of the defense (defensive line, linebackers, defensive backs) with one or more sacks during the regular season.
- ▶ Last season, the Packers had seven players record at least three sacks, which was **tied for No. 2 in the NFL**.

TAKE IT AWAY NOW

The Packers finished the regular season **tied for No. 9 in the NFL** with 29 takeaways:

- A fumble recovery by S **Ha Ha Clinton-Dix** on a muffed punt by Seahawks S Earl Thomas in Week 1
- An interception by CB **Tramon Williams** in Week 2
- Interceptions by Clinton-Dix and CB **Davon House** in Week 3
- A forced fumble and recovery by LB **Julius Peppers** on a sack of QB Matthew Stafford in Week 3
- Interceptions on consecutive possessions by LB **Clay Matthews** and CB **Sam Shields** at Chicago in Week 4
- Three consecutive possessions with a turnover in Week 5: interceptions returned for a touchdown by Peppers, interception by LB **Jamari Lattimore** (first of his career) and a forced fumble by S **Morgan Burnett** that was recovered by CB **Casey Hayward** (the first of his career)
- Two interceptions in three possessions in the first half at Miami in Week 6 (Hayward and Shields) and a forced fumble by Matthews that was recovered by Peppers on the final play of the game

- In Week 7, Hayward recorded an interception for the second consecutive game, returning it 21 yards to the Carolina 49-yard line
- DT **Letroy Guion** forced a fumble by Saints FB Erik Lorig that was recovered by Williams in Week 8
- In Week 10, DB **Micah Hyde** recorded an interception in Bears' territory that set up a touchdown and Hayward returned an interception 82 yards for a touchdown. Peppers forced and recovered a fumble on a sack of Bears QB Jay Cutler at the Chicago 32-yard line that led to a touchdown
- Against Philadelphia, Peppers returned an interception 52 yards for a touchdown and Hayward returned a fumble recovery 49 yards for a touchdown. Williams registered an interception and LB **Nick Perry** recovered a fumble
- An interception by Hyde at the Green Bay 47-yard line that led to a touchdown on the ensuing drive in a Week 12 win at Minnesota
- Burnett returned an interception 32 yards to the Atlanta 15-yard line in Week 14
- Williams recorded an interception in the first half of the Week 15 matchup at Buffalo.
- DE **Datone Jones** recorded his first career interception, returning it 18 yards to the Tampa Bay 13-yard line.
- In Week 17, Burnett recovered a fumble at the Detroit 42-yard line after a failed handoff from Stafford to RB Joique Bell. The Packers scored on the ensuing possession to take a 28-14 lead with less than nine minutes left in the fourth quarter.

- ▶ The Packers converted 15 turnovers into touchdowns. Green Bay **ranked No. 3** in the league for points off of takeaways in 2014:

Team	Points Off Of Takeaways
1. Houston	123
2. New England	112
3. Green Bay	110
4. Denver	103

- ▶ The Packers **tied for No. 7** in the NFL with 18 interceptions during the regular season:

Team	Interceptions
1. San Francisco	23
2. Cleveland	21
3t. Cincinnati	20
3t. Detroit	20
3t. Houston	20
6. Buffalo	19
7t. Green Bay	18
7t. Arizona	18
7t. Dallas	18
7t. Denver	18

- ▶ Green Bay finished the regular season **No. 2 in the NFL** with 396 interception return yards. The Packers **tied for No. 3 in the league** with three interceptions returned for touchdowns.
- ▶ The Packers have a **63-16 record** (.797) when they record **at least two takeaways** in a game under Head Coach **Mike McCarthy**. A look at the Packers' record by the number of takeaways since 2006:

Takeaways In Game	GB Record Since 2006
None	4-15 (.211)
One	27-18-1 (.598)
Two	28-9 (.757)
Three-plus	35-7 (.833)



PACKERS AT SEAHAWKS - NFC CHAMPIONSHIP

AMONG THE LEADERS

Once again, QB **Aaron Rodgers** put together some masterful performances during the regular season. He threw for three-plus touchdowns eight times, recorded a passer rating over 120.0 seven times and totaled over 300 yards passing eight times, including the second-highest single-game total of his career with 418 yards in Week 8 at New Orleans.

- ▶ He had eight three-touchdown/zero-interception games in the regular season, which tied for first in NFL history with NE QB Tom Brady (2007).
- ▶ In Week 10, he joined Raiders QB Daryle Lamonica (vs. BUF, Oct. 19, 1969) as the only players in NFL history to throw for six touchdowns in a first half.
- ▶ He became the first quarterback in NFL history to throw for 18-plus touchdowns with one or fewer INTs in the first seven games of a season.
- ▶ His 13 games (min. 15 attempts) without an interception were the third most in a regular season in NFL history.
- ▶ Rodgers extended his NFL record by finishing the regular season with a passer rating above 100.0 for the sixth season in a row. Rodgers' 112.2 passer rating was the second-best mark in a season in team history, trailing only his own rating of 122.5 in 2011.
- ▶ Dating back to 2012, he threw 418 passes at home without an interception and 36 consecutive touchdown passes at home without an interception, both NFL records.
- ▶ Rodgers once again finished the regular season among the league leaders in several categories this season:

<u>Quarterback</u>	<u>Passer Rating</u>
1. Tony Romo, DAL	113.2
2. Aaron Rodgers, GB	112.2
3. Ben Roethlisberger, PIT	103.3

<u>Quarterback</u>	<u>Passing Touchdowns</u>
1. Andrew Luck, IND	40
2. Peyton Manning, DEN	39
3. Aaron Rodgers, GB	38

<u>Quarterback</u>	<u>TD/INT Ratio (min. 250 att.)</u>
1. Aaron Rodgers, GB	7.6
2. Tony Romo, DAL	3.8
3. Tom Brady, NE	3.7

- ▶ Rodgers was responsible for two of the six highest single-game passer ratings in the 2014 regular season. He was also the only player in the NFL with two of the top 10 passer ratings (min. 20 att.):

<u>Quarterback</u>	<u>Single-Game Passer Rating</u>
1. Geno Smith, 12/28 at MIA	158.3
2. Peyton Manning, 10/19 vs. SF	157.2
3. Matt Ryan, ATL, 9/18 vs. TB	155.9
4. Aaron Rodgers, GB, 10/19 vs. CAR 154.5	
5. Tony Romo, DAL, 12/21 vs. IND	151.7
6. Aaron Rodgers, GB, 9/28 at CHI 151.2	

- ▶ His 154.5 rating in a Week 7 win over Carolina was the second best of his career and **ranks No. 3 in team history** (min. 20 att.).

<u>Quarterback</u>	<u>Single-Game Passer Rating</u>
1. Aaron Rodgers, 10/25/09 at CLE 155.4	
2. Brett Favre, 12/22/03 at OAK	154.9
3. Aaron Rodgers, 10/19 vs. CAR 154.5	

- ▶ Rodgers recorded seven games (min. 15 attempts) with a passer rating of 120.0 or more this season, tied for the most in the NFL this regular season:

<u>Player</u>	<u>120-Plus Passer Rating Games (2014)</u>
1t. Aaron Rodgers, GB	7
1t. Tony Romo, DAL	7
3t. Peyton Manning, DEN	5
3t. Philip Rivers, SD	5

- ▶ Rodgers' 38 touchdowns tied for the fourth most in a single season in franchise history:

<u>Player</u>	<u>TD Passes</u>
1. Aaron Rodgers, 2011	45
2t. Aaron Rodgers, 2012	39
2t. Brett Favre, 1996	39
4t. Aaron Rodgers, 2014	38
4t. Brett Favre, 1995	38

- ▶ A look at where Rodgers ranks in several categories **since 2011** (min. 500 attempts):

<u>Quarterback</u>	<u>Passer Rating</u>
1. Aaron Rodgers, GB	112.6
2. Peyton Manning, IND/DEN	107.8
3. Drew Brees, NO	102.1

<u>Quarterback</u>	<u>Touchdowns</u>
1. Drew Brees, NO	161
2. Aaron Rodgers, GB	139
3t. Tom Brady, NE	131
3t. Peyton Manning, IND/DEN	131

<u>Quarterback</u>	<u>Yards/Attempt</u>
1. Aaron Rodgers, GB	8.51
2. Peyton Manning, IND/DEN	8.08
3. Russell Wilson, SEA	7.95

<u>Quarterback</u>	<u>Completion Pct.</u>
1. Drew Brees, NO	68.0
2. Peyton Manning, IND/DEN	67.7
3. Aaron Rodgers, GB	67.0

<u>Quarterback</u>	<u>TD/INT Ratio</u>
1. Aaron Rodgers, GB	5.56 (139/25)
2. Peyton Manning, DEN	3.64 (131/36)
3. Tom Brady, NE	3.28 (131/40)

<u>Quarterback</u>	<u>Yards/Completion</u>
1. Brian Hoyer, NE/ARI/CLE	13.01
2. Aaron Rodgers, GB	12.70
3. Cam Newton, CAR	12.61



PACKERS AT SEAHAWKS - NFC CHAMPIONSHIP

A RATINGS SUCCESS

QB Aaron Rodgers recorded a 100-plus passer rating 11 times during the 2014 regular season, the most in the NFL. Since taking over as the starter in 2008, Rodgers is **No. 1 in the NFL** in 100-plus passer rating games (min. 15 attempts) over that span:

<u>Quarterback</u>	<u>100-Rating Games (Since '08)</u>
1. Aaron Rodgers, GB	62
2. Drew Brees, NO	59
3. Philip Rivers, SD	53

► A look at where Rodgers ranks in the NFL **since 2011** (min. 15 att.):

<u>Quarterback</u>	<u>100-Rating Games</u>
1. Aaron Rodgers, GB	37
2. Drew Brees, NO	35
3t. Tom Brady, NE / Tony Romo, DAL	31

► Rodgers was **No. 2 in the NFL** this regular season (min. 15 att.) with five games with a passer rating over 130.0:

<u>Quarterback</u>	<u>130-Rating Games</u>
1. Tony Romo, DAL	6
2. Aaron Rodgers, GB	5

► Since 2011, Rodgers **leads the NFL** in games with a passer rating of at least 130.0 (min. 15 att.):

<u>Quarterback</u>	<u>130-Rating Games</u>
1. Aaron Rodgers, GB	16
2t. Drew Brees, NO	12
2t. Tony Romo, DAL	12
4. Peyton Manning, DEN	11

► Rodgers was the only quarterback in the NFL to have two 150-plus rating games during the 2014 regular season.

PUTTING UP THE POINTS

QB **Aaron Rodgers** was **No. 3 in the league** in the regular season with 38 touchdown passes and **No. 2 in the NFL** with a touchdown percentage of 7.3.

► Rodgers recorded at least three touchdown passes in eight games this regular season, tied for **No. 1 in the NFL**:

<u>Player</u>	<u>Games With 3+ Passing TDs</u>
1t. Aaron Rodgers, GB	8
1t. Peyton Manning, DEN	8
3t. Andrew Luck, IND	7
3t. Tony Romo, DAL	7
3t. Philip Rivers, SD	7

► Since becoming the starter in 2008, he has 43 games with at least three touchdown passes during the regular season, the **third most in the league** over that time span:

<u>Player</u>	<u>Games With 3+ Passing TDs</u>
1. Drew Brees, NO	48
2. Peyton Manning, IND/DEN	44
3. Aaron Rodgers, GB	43
4. Philip Rivers, SD	35

COOL UNDER FIRE

According to STATS LLC, QB **Aaron Rodgers** completed 80 of 123 passes (65.0%) for 1,119 yards, 15 touchdowns, one interception and a league-high passer rating of 130.4 against the blitz this season.

► A look at where Rodgers ranked against the blitz during the 2014 regular season (min. 60 att.):

<u>Quarterback</u>	<u>Passer Rating</u>
1. Aaron Rodgers, GB	130.4
2. Philip Rivers, SD	123.2
3. Tony Romo, DAL	117.5
4. Ben Roethlisberger, PIT	113.0

<u>Quarterback</u>	<u>Passing TDs</u>
1t. Aaron Rodgers, GB	15
1t. Tony Romo, DAL	15
3t. Four players	13

<u>Quarterback</u>	<u>TD Percentage</u>
1. Aaron Rodgers, GB	12.2
2. Tony Romo, DAL	11.3
3. Philip Rivers, SD	8.5
4. Mark Sanchez, PHI	7.9

► In 103 career starts, Rodgers has posted a 100-plus passer rating against the blitz 52 times (40-12 record in those games). That includes 29 games with a 125-plus rating, including a rating of 154.4 in Week 2, a 145.8 rating in Week 5, a 132.8 rating in Week 10, a 125.1 rating in Week 11, a 126.3 rating in Week 12 and a 156.3 rating in Week 13 this season.

► A glance at where some of Rodgers' numbers against the blitz rank among active quarterbacks **since 2008** (according to STATS LLC, min. 400 attempts):

<u>Quarterback</u>	<u>Passer Rating</u>
1. Aaron Rodgers, GB	110.7
2. Tom Brady, NE	104.0
3. Drew Brees, NO	102.6

<u>Quarterback</u>	<u>TD Percentage</u>
1. Aaron Rodgers, GB	8.0
2. Peyton Manning, IND/DEN	6.6
3. Philip Rivers, SD	6.4

<u>Quarterback</u>	<u>Yards/Attempt</u>
1. Aaron Rodgers, GB	8.94
2. Philip Rivers, SD	8.83
3. Drew Brees, NO	8.38

<u>Quarterback</u>	<u>25-Yard Passes</u>
1. Philip Rivers, SD	91
2. Eli Manning, NYG	89
3. Aaron Rodgers, GB	87

<u>Quarterback</u>	<u>TD/INT Ratio</u>
1. Tom Brady, NE	7.22
2. Aaron Rodgers, GB	3.89
3. Drew Brees, NO	3.44



PACKERS AT SEAHAWKS - NFC CHAMPIONSHIP

CLIMBING FAST

QB **Aaron Rodgers** has continued to reach marks in record time.

► Rodgers made his 100th career start during the regular season in a Week 14 victory over the Atlanta Falcons. He ranks **No. 1 in NFL history** in a quarterback's first 100 starts in:

- Passing yards (27,520)
- Zero-INT games (58)
- 100-plus passer rating games (60)
- Passer rating (107.3)
- TD/INT ratio (4.11, 222-54)

► In Week 5 against Minnesota, Rodgers threw the 200th touchdown of his career during the regular season. According to the Elias Sports Bureau, Rodgers set an NFL record for the fewest interceptions at the time of his 200th career touchdown pass with 53. It topped New England QB Tom Brady's (88) record by 35 interceptions.

► Rodgers reached 200 career touchdown passes in his 99th career game, the second fastest in NFL history behind only Dolphins QB Dan Marino (89 games).

Player	# Games To 200 TD Passes
1. Dan Marino, MIA	89
2. Aaron Rodgers, GB	99
3. Peyton Manning, IND	106
4. Brett Favre, GB	107
5. Tom Brady, NE	116

► He posted his 3,000th career passing attempt in the Week 2 win over the Jets, becoming just the third player in franchise history to register 3,000 career passing attempts (Brett Favre, 8,754; Bart Starr, 3,149).

► At the time of his 3,000th career passing attempt, Rodgers had 53 career interceptions, an NFL record by a quarterback for the fewest INTs at the time of his 3,000th career attempt (Neil O'Donnell, 59 INTs).

► Also in Week 2, Rodgers (25,871) moved past Bart Starr (24,718) for No. 2 on the all-time franchise list for passing yards.

► According to the Elias Sports Bureau, Rodgers reached the 25,000-yard mark in the fewest attempts in NFL history:

Player	Pass Attempts To 25,000 Yards
1. Aaron Rodgers, GB	3,065
2. Kurt Warner, STL/NYG/AZ	3,076
3. Ben Roethlisberger, PIT	3,109

► He reached 25,000 yards in his 98th regular-season game, making Rodgers the fourth fastest to get to the mark in league history in terms of games.

Player	# Games To 25,000 Yards
1. Dan Marino, MIA	92
2t. Peyton Manning, IND/DEN	97
2t. Kurt Warner, STL/NYG/ARI	97
4. Aaron Rodgers, GB	98

TAKING HIS PLACE AMONG THE GAME'S BEST

Rodgers surpassed the 1,500-attempt plateau for his career in 2010, the benchmark to qualify for passer rating in the NFL record book.

► Rodgers has completed 2,286 of 3,475 passes (65.8 percent) in his career for 28,578 yards and 226 touchdowns with 57 interceptions for a 106.0 passer rating in the regular season, **No. 1 in NFL history**:

Quarterback	Career Passer Rating
1. Aaron Rodgers, GB	106.0
2. Tony Romo, DAL	97.6
3. Peyton Manning, IND/DEN	97.5
4. Steve Young, TB/SF	96.8
5. Tom Brady, NE	95.9

► With his 112.2 passer rating this season (second highest of his career), Rodgers became the **first quarterback in NFL history** to register six straight 100-plus passer rating seasons. 49ers QB Steve Young (1991-94) accomplished the feat in four consecutive seasons.

► With 4,295 passing yards in 2012, Rodgers brought his total in five seasons as a starter to 21,332. That ranked **No. 1 in NFL history** for the most passing yards by a QB in his first five seasons as a starter, topping the previous mark held by Peyton Manning (20,618, 1998-2002).

► In 103 career regular-season starts, Rodgers has eclipsed the century mark in passer rating 62 times and recorded 40 games of 300-plus yards. He threw for over 300 yards eight times this season and recorded a passer rating over 100.0 11 times.

► Where Rodgers ranks among active NFL quarterbacks **since he took over as the starter in 2008** (min. 1,000 attempts):

Quarterback	Passing Yards
1. Drew Brees, NO	34,844
2. Philip Rivers, SD	29,967
3. Eli Manning, NYG	28,370
4. Aaron Rodgers, GB	28,249
Quarterback	Passing TDs
1. Drew Brees, NO	262
2. Aaron Rodgers, GB	225
3. Peyton Manning, IND/DEN	224
Quarterback	Passer Rating
1. Aaron Rodgers, GB	106.6
2. Peyton Manning, IND/DEN	101.6
3. Drew Brees, NO	100.5
Quarterback	Yards/Attempt
1. Aaron Rodgers, GB	8.27
2. Philip Rivers, SD	8.04
3. Russell Wilson, SEA	7.95
Quarterback	INT Percentage
1. Tom Brady, NE	1.62
2. Aaron Rodgers, GB	1.64
3. Alex Smith, SF/KC	1.92
Quarterback	25-Yard Passes
1. Drew Brees, NO	263
2. Aaron Rodgers, GB	245
3. Philip Rivers, SD	229
Quarterback	Rushing Yards
1. Cam Newton, CAR	2,571
2. Michael Vick, PHI/NYJ	2,151
3. Russell Wilson, SEA	1,877
4. Aaron Rodgers, GB	1,784



PACKERS AT SEAHAWKS - NFC CHAMPIONSHIP

TAKING CARE OF THE BALL

Since taking over as the starter in 2008, QB **Aaron Rodgers** has been one of the best in the league when it comes to limiting interceptions. He **ranked No. 1 in the NFL** during the 2014 regular season with five interceptions, the third fewest in a single regular season (min. 250 att.) in Packers' history.

▶ Rodgers finished the regular season with the fewest interceptions of his career since taking over as the starter in 2008:

Year	Interceptions	GP
1. 2014	5	16
2t. 2011	6	15
2t. 2013	6	9

▶ Rodgers finished the regular season on streaks of throwing 418 passes at home without an interception and 36 consecutive touchdown passes at home without an interception, both NFL records.

▶ Rodgers posted seven consecutive zero-interception games this season (Weeks 2-7), passing Bart Starr's franchise record of six (min. 15 attempts a game) set in 1964.

▶ Rodgers joined Patriots QB Tom Brady (2007) as the only players in NFL history to register four straight three-touchdown/zero-interception games in a single season (Weeks 4-7). His eight overall also tied Brady (2007) for the most during a single regular season.

▶ Rodgers has thrown just 57 interceptions as a starter. His career INT percentage of 1.6 (57 INTs on 3,475 attempts) ranks **No. 1 in NFL history** (min. 1,500 attempts):

Quarterback	Career INT Pct.
1. Aaron Rodgers, GB	1.6
2. Tom Brady, NE	2.0

▶ Rodgers also ranks **No. 1 in league annals** in career TD/INT ratio:

Quarterback	TD/INT Ratio
1. Aaron Rodgers, GB	3.96 (226/57)
2. Tom Brady, NE	2.74 (392/143)
3. Peyton Manning, IND/DEN	2.26 (530/234)

▶ Rodgers had an interception percentage of 0.96 in the 2014 regular season. He holds three of the four lowest interception-percentage marks (min. 200 attempts) in a season in team history:

Quarterback	Season INT Pct.
1. Aaron Rodgers, 2014	0.96 (5 INTs, 520 att.)
2t. Aaron Rodgers, 2011	1.20 (6 INTs, 502 att.)
2t. Bart Starr, 1966	1.20 (3 INTs, 251 att.)
4. Aaron Rodgers, 2009	1.29 (7 INTs, 541 att.)

▶ Rodgers leads the NFL with 60 zero-INT games (min. 15 att.) since 2008:

Quarterback	Zero-INT Games
1. Aaron Rodgers, GB	60
2. Tom Brady, NE	54

▶ Rodgers recorded 212 pass attempts without an interception earlier this season (Weeks 1-8). It was the **longest streak of his career** and the **second-longest streak** in franchise history:

Quarterback	Cons. Att. W/O An INT
1. Bart Starr, 1964-65	294
2. Aaron Rodgers, 2014	212
3. Aaron Rodgers, 2014	202

HITTING HIS MARK

QB **Aaron Rodgers** completed at least 70 percent of his passes six times this season, including connecting on a career-best (min. 20 att.) 86.36 percent (19-22) of his throws in Week 7 vs. Carolina, which was also the third-highest single-game mark in franchise history.

▶ Rodgers ranks **No. 3 in NFL history** in career completion percentage (min. 1,500 attempts):

Quarterback	Career Completion Pct.
1. Drew Brees, SD/NO	66.20
2. Chad Pennington, NYJ/MIA	66.05
3. Aaron Rodgers, GB	65.78

▶ Rodgers holds the top three and four of the top five single-season marks in team annals:

Quarterback	Completion Pct.
1. Aaron Rodgers, 2011	68.33
2. Aaron Rodgers, 2012	67.21
3. Aaron Rodgers, 2013	66.55
4. Brett Favre, 2007	66.54
5. Aaron Rodgers, 2010	65.68

THIRD DOWN IS THE CHARM

In 2014, QB **Aaron Rodgers** recorded a passer rating of 100-plus on third downs in 11 regular season games:

- Week 2: passer rating of 134.0 - 6 of 9 - 85 yards - one TD
- Week 3: passer rating of 100.6 - 3 of 7 - 39 yards and one TD
- Week 4: passer rating of 153.3 - 7 of 7 - 79 yards - two TDs
- Week 5: passer rating of 120.8 - 3 of 5 - 35 yards - one TD
- Week 6: passer rating of 104.0 - 6 of 11 - 69 yards - one TD
- Week 10: passer rating of 153.3 - 5 of 7 - 108 yards - three TDs
- Week 11: passer rating of 133.5 - 7 of 11 - 127 yards - one TD
- Week 13: passer rating of 143.9 - 10 of 13 - 184 yards - one TD
- Week 14: passer rating of 122.5 - 5 of 9 - 80 yards - one TD
- Week 16: passer rating of 131.7 - 6 of 9 - 80 yards - one TD
- Week 17: passer rating of 142.7 - 7 of 8 - 70 yards - one TD

▶ During the 2014 regular season, Rodgers completed 81 of 134 passes for 1,228 yards, 15 touchdowns, two interceptions and a passer rating of 121.7 on third down, the highest in the NFL (min. 50 att.):

Quarterback	Passer Rating
1. Aaron Rodgers, GB	121.7
2. Carson Palmer, ARI	119.4
3. Tony Romo, DAL	117.1

▶ A glance at where Rodgers ranks on third down during the regular season in several categories since 2009 (min. 250 attempts):

Quarterback	Passer Rating
1. Aaron Rodgers, GB	112.7
2. Tom Brady, NE	101.2
3. Drew Brees, NO	100.2

Quarterback	TD/INT Ratio
1. Tom Brady, NE	5.25 (63/12)
2. Aaron Rodgers, GB	4.77 (62/13)
3. Ben Roethlisberger, PIT	3.27 (49/15)

Quarterback	Yards/Attempt
1. Aaron Rodgers, GB	9.15
2. Philip Rivers, SD	8.49
3. Colin Kaepernick, SF	8.37



PACKERS AT SEAHAWKS - NFC CHAMPIONSHIP

LONG-DISTANCE DEDICATION

QB **Aaron Rodgers** connected with WR **Jordy Nelson** on a 73-yard touchdown in Week 10, giving him 16 touchdown passes of 70-plus yards in his career.

- ▶ Rodgers ranks **No. 1 in NFL history** with 16 touchdown passes of 70-plus yards (Brett Favre and Peyton Manning-15).
- ▶ With the 16 TD passes of 70-plus yards since 2008, Rodgers has five more than any NFL quarterback in the category over that span (Eli Manning, 11).
- ▶ Rodgers is the **only quarterback in the league** to have at least one 70-yard TD pass each of the last seven seasons (2008-14).
- ▶ Since 2008, Rodgers leads the league with 24 touchdown passes of 60-plus yards (NYG-Eli Manning, 18).
- ▶ Dating back to 2008, Rodgers **ranks No. 1** among NFL quarterbacks with 49 completions of at least 50 yards (Drew Brees, 43).

GOOD COMBO

The Packers' top two receivers, **Jordy Nelson** and **Randall Cobb**, have both had strong individual seasons to form one of the best receiving tandems in the league during the 2014 regular season.

- ▶ The two combined to record 189 of the team's 349 receptions (54.2 percent) and tally 2,806 of the Packers' 4,447 receiving yards (63.1 percent).
- ▶ Of QB **Aaron Rodgers'** 38 touchdown passes in the regular season, 25 went to Cobb or Nelson (65.8 percent). The 25 touchdown receptions were the second most by two players on the same team this season (DAL: Dez Bryant and Terrance Williams). Green Bay was the only team to have two wide receivers each record 10-plus touchdown receptions during the 2014 regular season.
- ▶ The Packers were one of two teams to have two players in the top 10 in receiving touchdowns this season (Denver's TE Julius Thomas and WR Demaryius Thomas).
- ▶ The Packers and Broncos were also the only teams in the NFL to have two players ranked in the top 10 in receptions (DEN D. Thomas and Emmanuel Sanders).
- ▶ Green Bay was once again joined by the Broncos as the only teams with two wide receivers in the top 15 in receiving yards this year.
- ▶ In the Week 4 victory at Chicago, Nelson (10 rec. / 108 yds. / two TDs) and Cobb (seven rec. / 113 yds. / two TDs) became the first Packers teammates to each have at least 100 receiving yards and two touchdowns in the same game since December 21, 1969 (Carroll Dale and Boyd Dowler).
- ▶ They combined for 43 receptions of 20-plus yards during the 2014 regular season:

- Nelson: 80-yard touchdown reception vs. NYJ
- Nelson: 73-yard touchdown reception vs. CHI
- Cobb: 70-yard touchdown reception at NO
- Nelson: 66-yard touchdown reception vs. MIN
- Nelson: 64-yard reception vs. PHI
- Nelson: 60-yard touchdown reception vs. ATL
- Nelson: 59-yard touchdown reception vs. CAR
- Cobb: 47-yard reception vs. CAR
- Nelson: 45-yard touchdown reception vs. NE
- Cobb: 43-yard reception at CHI
- Nelson: 40-yard touchdown reception vs. CHI
- Cobb: 34-yard reception vs. DET
- Cobb: 33-yard reception vs. NE
- Cobb: 33-yard reception vs. CAR
- Nelson: 33-yard reception vs. NYJ
- Cobb 30-yard reception at TB
- Cobb: 29-yard reception vs. DET
- Nelson: 28-yard reception at TB
- Cobb: 24-yard reception at TB
- Nelson: 24-yard reception at TB
- Cobb: 29-yard reception at MIN
- Cobb: 29-yard reception vs. CHI
- Nelson: 28-yard reception vs. ATL
- Cobb: 28-yard reception at MIA
- Nelson: 27-yard touchdown reception vs. PHI
- Cobb: 27-yard reception at NO
- Cobb: 23-yard reception vs. ATL
- Nelson: 23-yard reception at CHI
- Nelson: 23-yard reception vs. NYJ
- Cobb: 23-yard reception at SEA
- Nelson: 22-yard reception vs. DET

- Nelson: 22-yard reception vs. ATL
- Cobb: 22-yard reception vs. PHI
- Cobb: 22-yard reception vs. PHI
- Nelson: 22-yard receptions at MIA
- Cobb: 22-yard reception at CHI
- Cobb: 22-yard reception at CHI
- Cobb: 21-yard reception vs. CHI
- Cobb: 20-yard reception at BUF
- Nelson: 20-yard reception at BUF
- Cobb: 20-yard reception vs. PHI
- Cobb: 20-yard reception at NO
- Cobb: 20-yard reception vs. MIN

HISTORIC SEASON

WRs **Randall Cobb** and **Jordy Nelson** led the way for the Packers offense during the 2014 regular season, putting up numbers of historical significance.

- ▶ Cobb (91) and Nelson (98) were the first duo in franchise history to both catch 90-plus passes in the same season. Nelson's 98 receptions were the fourth most in a single season in franchise history and the most since Robert Brooks recorded 102 in 1995.
- ▶ Cobb reached the 1,000-yard receiving mark for the first time in his career this season (1,287). He joined Nelson (1,519) as the the first duo in Packers' history to each reach 1,250 receiving yards in the same season.
- ▶ Nelson passed Robert Brooks (1,497 in 1995) for the most receiving yards in a single season in franchise history.
- ▶ Cobb (12) and Nelson (13) are the first duo in franchise history to both catch 10-plus touchdown passes in the same season. The 25 touchdown receptions are the most by a Packers' duo, passing the 24 that Nelson (15) and Greg Jennings (nine) combined for in 2011.
- ▶ They became just the third set of teammates in NFL history with at least 1,200 receiving yards and 10 touchdowns each in the same season, joining Minnesota's Cris Carter and Randy Moss in 1999 and Denver's Demaryius Thomas and Eric Decker in 2013.
- ▶ Cobb and Nelson are the first duo in NFL history to record 90-plus receptions, 1,200-plus yards and 12-plus touchdown receptions in the same regular season.
- ▶ Nelson is the second player in team history to register two seasons with 13-plus touchdown catches (13 in 2014 / 15 in 2011), joining WR Sterling Sharpe (1992 and 1994).
- ▶ Nelson's 13 receiving touchdowns are tied for the sixth most by a Packers receiver in a single regular season.
- ▶ Cobb set a career high with six consecutive games with a receiving touchdown (Games 4-9). It tied for the third-longest streak by a Packers' player, and was the longest since Sharpe (six) in 1994.
- ▶ Nelson had three touchdown receptions of 65-plus yards this season, the most by a Packer since Freeman had four in 1998.
- ▶ In franchise history, Nelson's five games with nine-plus receptions were the most a player has registered in an entire regular season.
 - Week 1 - nine receptions for 83 yards
 - Week 2 - nine receptions for 209 yards and one touchdown
 - Week 4 - 10 receptions for 108 yards and two touchdowns
 - Week 6 - nine receptions for 107 yards and one touchdown
 - Week 16 - nine receptions for 113 yards and one touchdown
- ▶ Green Bay was 4-1 this season when Nelson recorded at least nine receptions.
- ▶ Nelson had a career-high seven 100-yard receiving games this season while Cobb had five. They both rank in the top 10 for the most 100-yard games by a Packers player in a single regular season (Nelson, tied for second / Cobb tied for ninth).
- ▶ After setting a career high with 10 receptions at Soldier Field during the 2013 season, Nelson matched it at Chicago in Week 4 this season. He became the first player since Lions WR Calvin Johnson (Jan. 1, 2012 and Dec. 9, 2012, at Lambeau Field) to post 10-plus catches in back-to-back games at a visiting stadium.
- ▶ In the Week 2 win over the Jets, Nelson finished with a career-high 209 yards receiving, which tied for the fourth most in a game in franchise history, and were the most by a Packer since Don Beebe registered 220 yards receiving vs. San Francisco on Oct. 14, 1996.



PACKERS AT SEAHAWKS - NFC CHAMPIONSHIP

LEADING THE WAY

WR **Jordy Nelson** had the best season of his career and emerged as one of the top receivers in the NFL. He ranked in the **top five of the NFL** in both receiving yards and touchdown receptions during the regular season:

Player	Touchdown Receptions
1. Dez Bryant, DAL	16
2t. Jordy Nelson, GB	13
2t. Antonio Brown, PIT	13
4t. Six players, including Randall Cobb	12

Player	Receiving Yards
1. Antonio Brown, PIT	1,698
2. Demaryius Thomas, DEN	1,619
3. Julio Jones, ATL	1,593
4. Jordy Nelson, GB	1,519
5. Emmanuel Sanders, DEN	1,404

► Nelson earned his first trip to the Pro Bowl and finished **No. 7 in the NFL** with 98 receptions during the 2014 regular season, the **fourth-highest single-season total in franchise history**.

► Nelson finished the 2014 regular season **No. 1 in the NFL** with five touchdown receptions of 50-plus yards:

Player	50-Yard TD Rec.
1. Jordy Nelson, GB	5
2. DeSean Jackson, WAS	4
3t. Dez Bryant, DAL	3
3t. Jeremy Maclin, PHI	3
3t. Steve Smith Sr., BAL	3

► Dating back to 2010, Nelson **leads the NFL** with 14 touchdown receptions of 50 or more yards:

Player	50-Yard TD Rec. (Since 2010)
1. Jordy Nelson, GB	14
2. DeSean Jackson, PHI/WAS	11
3t. Victor Cruz, NYG	9
3t. Calvin Johnson, DET	9

► Nelson led the league in receptions of 60 yards or more this season:

Player	60-Yard Catches
1. Jordy Nelson, GB	5
2. DeSean Jackson, WAS	4

► Since the start of the 2013 season, Nelson is **tied for No. 2 in the league** with 31 catches of 25-plus yards during the regular season:

Player	25-Yard Catches
1. Demaryius Thomas, DEN	32
2t. Jordy Nelson, GB	31
2t. DeSean Jackson, PHI/WAS	31
4. Alshon Jeffery, CHI	27

► Nelson is **No. 3 in the NFL** in 25-yard catches since 2011:

Player	25-Yard Catches
1. Demaryius Thomas, DEN	57
2. Calvin Johnson, DET	55
3. Jordy Nelson, GB	53

► Nelson ranks **No. 4 in the NFL** in TD catches since 2011:

Player	Receiving TDs
1. Dez Bryant, DAL	50
2. Jimmy Graham, NO	46
3. Rob Gronkowski, NE	44
4. Jordy Nelson, GB	43
5. Calvin Johnson, DET	41
6. Demaryius Thomas, DEN	39

► Nelson is **No. 2 in the NFL** in TD catches at home since 2011:

Player	Receiving TDs (Home)
1. Jimmy Graham, NO	29
2. Jordy Nelson, GB	26
3. Rob Gronkowski, NE	25
4. Dez Bryant, DAL	24
5. Demaryius Thomas, DEN	22

► Among players with 250-plus receptions, Nelson ranks **No. 9 in team history** with his average of 15.27 yards per catch:

Player	Receiving Avg.
1. Carroll Dale, 1965-72	19.72
2. Billy Howton, 1952-58	18.42
3. Max McGee, 1954, 57-67	18.39
4. James Lofton, 1978-86	18.22
5. Don Hutson, 1935-45	16.38
6. Boyd Dowler, 1959-69	15.44
7. Antonio Freeman, 1995-2001, 03	15.43
8. Greg Jennings, 2006-12	15.38
9. Jordy Nelson, 2008-14	15.27
10. James Jones, 2007-13	13.89

► In Week 2 of 2014 vs. the New York Jets, Nelson moved into a tie (WR Greg Jennings) for the **No. 1 spot in team history** for the most 80-yard TD catches with the fourth of his career.

► With four TD grabs of 80-plus yards during his career, Nelson is **tied for No. 1** among active NFL players:

Player	80-Yard TD Catches
1t. Jordy Nelson, GB	4
1t. Greg Jennings, GB/MIN	4
3t. Julio Jones, ATL	3
3t. DeSean Jackson, PHI/WAS	3
3t. Mike Wallace, PIT/MIA	3

PACKERS AT SEAHAWKS - NFC CHAMPIONSHIP

USING THE BACKS

As the 2014 regular season wore on, Green Bay's backfield elevated their play.

- ▶ The Packers recorded 25-plus carries and 100 yards 11 times since Oct. 2 (Weeks 5-8, 10-17), averaging at least 4 yards a carry in Weeks 7 (4.1), 8 (4.7), 10 (4.1), 11 (4.4), 12 (4.8), 13 (4.5), 14 (6.0), 15 (6.3) and 17 (4.0).
- ▶ Dating back to the 2013 regular season, Green Bay is 13-2 in the last 15 games they ran the ball at least 25 times, including 10-1 during the 2014 regular season. The Packers are 73-15-1 under Head Coach **Mike McCarthy** when running the ball 25-plus times.
- ▶ RB **Eddie Lacy** finished **tied for third among running backs** with 13 touchdowns in 2014 (nine rushing / four receiving):

<u>Running Back</u>	<u>Overall Touchdowns</u>
1. Marshawn Lynch, SEA	17
2. Jamaal Charles, KC	14
3t. Eddie Lacy, GB	13
3t. Arian Foster, HOU	13
3t. DeMarco Murray, DAL	13

- ▶ His nine rushing touchdowns were also **tied for third in the NFL**.
- ▶ Green Bay's run game had a breakout performance in the victory over the Vikings in Week 5, recording 156 yards on 28 carries (5.6 avg.) with two touchdowns. Their fourth-highest performance came against Minnesota in Week 12, totaling 155 yards on 32 carries (4.8 avg.).
- ▶ In Week 14, Green Bay set a season high with 179 yards on 30 carries (6.0 avg.). They followed it up in Week 15 with 158 yards on 25 carries (6.3 avg.) with one touchdown. Green Bay finished off the regular season with 152 yards on 32 carries (4.0 avg.) in Week 17, including Lacy becoming only running back to record 100 yards rushing against Detroit this regular season.
- ▶ Twice this season, Week 7 and Week 14, Lacy and **James Starks** each averaged over 5 yards a carry and both recorded a rushing touchdown.
- ▶ Lacy **set a franchise record** by surpassing 100-plus scrimmage yards in nine consecutive games (Games 8-16).
- ▶ Lacy tallied 10 games with 100-plus scrimmage yards during the 2014 regular season, which tied for the **fourth most in the NFL**.

<u>Player</u>	<u>100+ Yards From Scrimmage Games</u>
1t. Le'Veon Bell, PIT	13
1t. DeMarco Murray, DAL	13
3. Arian Foster, HOU	11
4t. Eddie Lacy, GB	10
4t. Demaryius Thomas, DEN	10

- ▶ Lacy registered six games with 95-plus rushing yards during the regular season, tying for the **third most in the NFL in 2014**.
- ▶ Lacy (2,217) passed John Brockington (2,132) for the most rushing yards by a Packers' running back in his first two NFL seasons.
- ▶ Lacy became the **first player in team history** to post 1,000 rushing yards and 10-plus total TDs in both of his first two seasons.
- ▶ With 1,139 rushing yards this season, Lacy became the **fifth player in franchise history** to record consecutive 1,000-yard rushing seasons (Ryan Grant, 2008-09 / Ahman Green, 2000-04 / John Brockington, 1971-73 / Jim Taylor, 1960-64).
- ▶ Green Bay utilized the running-back position in the pass game as well:
 - Lacy recorded 123 yards on eight receptions at New Orleans, the second most by a Green Bay running back since the 1970 AFL-NFL merger, trailing only Eddie Lee Ivery's 128 yards at Tampa Bay on Oct. 12, 1980.
 - He became the **first Green Bay running back** to post a 100-yard receiving game since Edgar Bennett (101 yards) on Dec. 18, 1994 (vs. Atlanta).

- Lacy registered a 67-yard reception against the Saints and a 56-yard touchdown reception versus Chicago to become the first Packers' running back to record 55-yard receptions in consecutive games.
- Lacy registered 32-yard touchdown reception in a Week 11 victory over Philadelphia.
- Lacy was the **first Packers back ever** to record 100 yards from scrimmage and a touchdown reception in three consecutive games (Weeks 10-12).
- Lacy's four touchdown receptions are the most for a Packers' running back in a single season since Ahman Green had five in 2003. His 427 receiving yards were the most since Green's 594 in 2001.
- ▶ Lacy's 182 yards from scrimmage in Week 8 at New Orleans were the most by a Green Bay running back since Najeh Davenport posted 186 vs. St. Louis on Nov. 29, 2004.
- ▶ In Week 5, Lacy rushed for 105 yards on 13 carries (8.1 avg.) and recorded his second career game with two rushing touchdowns (vs. Pittsburgh, Week 16 in 2013). It was his lowest attempt total in a 100-yard rushing game and his best per-carry average in a game (min. 10 att.).
- ▶ Lacy recorded seven 100-yard rushing games during the 2013-14 regular seasons, **tied for the sixth most in the NFL** over that span.
- ▶ According to STATS LLC, the Packers recorded 67 runs of 10-plus yards during the 2014 regular season, the **second most in the NFL**. Lacy accounted for 38 of those, **No. 3 in the league this season**:

<u>Player</u>	<u>Rushes Of 10-Plus Yards</u>
1. DeMarco Murray, DAL	45
2. Justin Forsett, BAL	40
3. Eddie Lacy, GB	38
4. Marshawn Lynch, SEA	35

RACKING UP POINTS

K **Mason Crosby** is moving his way up the record books.

- ▶ With 1,037 career points, **Mason Crosby** passed NE K Stephen Gostkowski (1,023) for the most points by an NFL player in his first eight regular seasons. He is the second player in franchise history to reach 1,000 career points:

<u>Player</u>	<u>Career Points</u>
1. Ryan Longwell, 1997-2004	1,054
2. Mason Crosby, 2007-14	1,037
3. Don Hutson, 1935-45	823

- ▶ Crosby (1,122) passed Longwell (1,119) for the most points scored in the regular and postseason combined in franchise history.
- ▶ Crosby had 134 points during the 2014 regular season, giving him the eighth 100-point season of his career and tying with Ryan Longwell (1997-2004) for the franchise record.
- ▶ Including 2013, Crosby made 19 consecutive field goals in the regular season, until his final kick against the Bears was blocked in Week 4. He now owns the two longest consecutive field-goal streaks in franchise history (23 straight from 2010-11).
- ▶ Dating back to the 2013 regular season, Crosby made at least one FG in 17 consecutive regular-season games before not getting an attempt in Week 3 at Detroit this year. It is the longest streak in team history.

<u>Player</u>	<u>Consec. Games/FG</u>
1. Mason Crosby, 2013-14	17
2. Ryan Longwell, 2004-05	15

- ▶ Crosby connected on a 53-yard field goal in Week 14, extending his career franchise record for the most 50-yard FGs. It was the longest field goal by a Packer kicker at Lambeau Field on Dec. 1 or later.



PACKERS AT SEAHAWKS - NFC CHAMPIONSHIP

CLAY FINDS HIS WAY TO THE BALL

LB **Clay Matthews** led the team with 11.0 sacks on the season. It gave him 61.0 sacks since entering the NFL in 2009, which is **tied for No. 5 in the league** over that span:

<u>Player</u>	<u>Sacks (Since 2009)</u>
1. Jared Allen, MIN/CHI	76.5
2. DeMarcus Ware, DAL/DEN	73.5
3. Elvis Dumervil, DEN/BAL	64.0
4. Cameron Wake, MIA	63.0
5t. Clay Matthews, GB	61.0
5t. Tamba Hali, KC	61.0

- ▶ Matthews finished the regular season with at least one sack in seven of the last nine games, totaling 9.5 sacks over that span.
- ▶ His 8.5 sacks in the final eight games were a career best and tied Ezra Johnson (1983) for the third most in the second half of the regular season in franchise history (since 1982). They were also the most since DE Kabeer Gbaja-Biamila had 11.0 in 2004. Matthews tied for the fifth-most in the NFL this season in Games 9-16.
- ▶ Matthews' impact on the opposing offenses was felt beyond sacks this season due to the multiple positions he played. He finished the regular season second among Packers' linebackers with 69 tackles, which tied for the second most (2011) he recorded in his career (83 in 2010). His six passes defended also tied for the second most (2009) he recorded in a single season (nine in 2011). His two forced fumbles tied for the third most he has registered in a season. He also registered the fifth interception of his career.
- ▶ Matthews was one of three players in the league with at least one interception, one forced fumble and 10 sacks this season:

<u>Player</u>	<u>Sacks</u>
1. J.J. Watt, HOU	20.5
2. Clay Matthews, GB	11.0
3. DeMarcus Ware, DEN	10.0

- ▶ Matthews is **tied for No. 1 in team history** in 10-sack seasons and is **No. 4** in two-sack games:

<u>Player</u>	<u>10-Sack Seasons</u>
1t. Clay Matthews, 2009-10, 2012, 2014	4
1t. Reggie White, 1993, 1995, 1997-98	4
1t. Kabeer Gbaja-Biamila, 2001-04	4

<u>Player</u>	<u>Two-Sack Games</u>
1. Reggie White, 1993-98	16
2. Kabeer Gbaja-Biamila, 2000-08	15
3. Tim Harris, 1986-90	14
4. Clay Matthews, 2009-14	12

- ▶ Matthews ranks No. 3 in team history with 61.0 career sacks (games played in parentheses):

<u>Player</u>	<u>Career Sacks</u>
1. Kabeer Gbaja-Biamila, 2000-08	74.5 (124)
2. Reggie White, 1993-98	68.5 (95)
3. Clay Matthews, 2009-14	61.0 (85)

HEADED NORTH

This past offseason the Packers signed LB **Julius Peppers**. The former Carolina Panther and Chicago Bear has shown throughout his career the ability to do a little bit of everything on defense, and this year was no different.

- ▶ Peppers and Houston Texans DE J.J. Watt were the only players in the NFL this season to have at least one sack (seven), a forced fumble (four), a fumble recovery (three), an interception (two) and a defensive touchdown (two).
- ▶ For the fifth time in his career, Peppers recorded a sack, an interception, a forced fumble and a fumble recovery in a season (2004 / 2007 / 2009 / 2013 / 2014). Dating back to 2002 when he entered the league, that is **tied for the second-most seasons in the NFL** to record a stat in all four categories:

<u>Player</u>	<u>Seasons with Sack/INT/FF/FR</u>
1. Charles Woodson, OAK/GB	7
2t. Julius Peppers (CAR/CHI/GB)	5
2t. Keith Bulluck (TEN)	5
2t. Michael Lewis (PHI/SF)	5
2t. Ray Lewis (BAL)	5

- ▶ He **tied for No. 7 in the NFL** with five takeaways this season.
- ▶ In his first NFC North game for the Packers, Peppers forced a fumble that he recovered on a sack of Lions QB Matthew Stafford in Week 3. Against Chicago in Week 10, he did the same thing to QB Jay Cutler.
- ▶ Peppers had 2.5 sacks in division games this season. Since joining the NFC North in 2010, Peppers is tied for the **10th-most sacks** against division opponents (19.0).
- ▶ Peppers is **No. 4 among active players** with 125.5 career sacks during the regular season:

<u>Player</u>	<u>Career Sacks</u>
1t. Jared Allen (KC/MIN/CHI)	134.0
1t. John Abraham (NYJ/ATL/ARI)	133.5
3. DeMarcus Ware (DAL/DEN)	127.0
4. Julius Peppers (CAR/CHI/GB)	125.5

- ▶ Peppers is No. 16 in NFL history (since 1982) in sacks. He is one sack behind Derrick Thomas (126.5) for 15th place.
- ▶ Peppers returned an interception 49 yards for a touchdown in the Week 5 win over Minnesota.
- ▶ In Week 11 against the Eagles, Peppers recorded his 11th career interception, returning it 52 yards for touchdown to become the first player in NFL history with 100 career sacks and four interception returns for touchdowns. He also became the first linebacker in Packers' history to post two interception returns for touchdowns in the same season.
- ▶ He is the only player in NFL history to register at least 10 interceptions and 100.0 sacks (since 1982):

<u>Player</u>	<u>Career INTs</u>	<u>Career Sacks</u>
1. Julius Peppers	11	125.5
2. Lawrence Taylor	9	132.5
3t. Richard Dent	8	137.5
3t. Chris Doleman	8	150.5
3t. Rickey Jackson	8	128.0
3t. Jason Taylor	8	139.5



PACKERS AT SEAHAWKS - NFC CHAMPIONSHIP

CONTINUAL IMPACT

In his young career, DT **Mike Daniels** has seen his playing time steadily increase as well as his production. After playing in 14 games as a rookie in 2012, he played in all 16 last season and started all 16 this season. He led Green Bay's defensive line with 5.5 sacks and was the team leader in quarterback hits (19) and pressures (22) during the regular season.

► Daniels is second on the Packers with 12.0 sacks since the start of the 2013 season (Matthews-18.5). His 12.0 sacks are **No. 7 among NFL defensive tackles** over that span, according to STATS LLC:

Player	Sacks 2013-14
1. Gerald McCoy, TB	18.0
2. Marcell Dareus, BUF	17.5
3. Kyle Williams, BUF	16.0
4. Jurrell Casey, TEN	15.5
5. Ndamukong Suh, DET	14.0
6. Sen'Derrick Marks, JAX	12.5
7. Mike Daniels, GB	12.0

STIFLING SIGNAL-CALLERS

Since 2009, opposing quarterbacks have completed 1,958 of 3,375 passes (58.0 percent) for 22,192 net yards and 154 touchdowns with 132 interceptions against the Packers. The 78.7 passer rating registered by opposing signal-callers over that span ranks **No. 1 in the NFL**:

Team	Opp. Passer Rating (Since 2009)
1. Green Bay	78.7
2. Baltimore	78.7
3. Cincinnati	78.8
4. San Francisco	78.9

► Green Bay has held opposing starting quarterbacks to a passer rating of less than 80 in 47 of 96 games since 2009, including eight of 16 this season. The Packers have a **43-4 mark (.915)** in those contests.

► The Packers finished the regular season **No. 3 in the NFC** and **No. 7 in the NFL** this year in opponent passer rating:

Team	Opp. Passer Rating
1. Cleveland	74.1
2. Buffalo	74.5
3. Cincinnati	75.8
4. San Francisco	79.5
5. Seattle	80.4
6. Houston	80.4
7. Green Bay	82.0

► A look at the Packers' record by opponent passer rating since 2009:

Passer Rating	GB Record Since 2009
Less than 70	31-3 (.912)
70-79	11-1 (.917)
80-89	15-5 (.750)
90-99	1-5 (.167)
100-plus	9-14-1 (.396)

THE TAKEAWAY TANDEM

The Packers' secondary is led by veteran corners **Tramon Williams** and **Sam Shields**, both of whom have a knack for interceptions.

► Including playoffs, Williams is **No. 2 in the NFL** among active players in interceptions and Shields is **No. 3** since 2010:

Player	Interceptions
1. Richard Sherman, SEA	25
2. Tramon Williams, GB	22
3. Sam Shields, GB	19

► Williams ranks **No. 5 in the NFL** in interception return yards among active players over the time period:

Player	INT Return Yards
1. Antonio Cromartie, NYJ/ARI	368
2. Brandon Browner, SEA/NE	340
3. Charles Tillman, CHI	333
4. Johnathan Joseph, CIN/HOU	328
5. Tramon Williams, GB	325

GOOD START

Third-year CB **Casey Hayward** has found a way to get his hands on the football in his young career. He tied for the team lead with three interceptions during the 2014 regular season, including one returned 82 yards for a touchdown in Week 10.

► In Week 11, Hayward returned a fumble 49 yards for a touchdown against the Eagles. He became the first Green Bay defensive player to score a touchdown in back-to-back games since LB Keith McKenzie in 1999 (Weeks 13-14).

► Hayward, who also had two fumble recoveries, **tied for No. 6 in the NFL** this season in total takeaways with five.

► Hayward's nine interceptions tied for the sixth most by a Packers' player in their first three NFL regular seasons, dating back to 1970:

Player	INTs In First Three NFL Seasons
1. Tim Lewis (1983-85)	16
2. Ken Ellis (1970-72)	13
3. Tom Flynn (1984-86)	11
4t. Terrell Buckley (1992-94)	10
4t. Tramon Williams (2007-09)	10
6t. Casey Hayward (2012-14)	9
6t. Mike McKenzie (1999-2001)	9
6t. Sam Shields (2010-12)	9

► Hayward's six interceptions in 2012 led all NFL rookies and were tied for the second most by a Packers' rookie since 1970:

Player	INTs In Rookie Season
1. Tom Flynn (1984)	9
2t. Casey Hayward (2012)	6
2t. Mike McKenzie (1999)	6
4t. John Anderson (1978)	5
4t. Tim Lewis (1983)	5



PACKERS AT SEAHAWKS - NFC CHAMPIONSHIP

2015 OPPONENTS SET

The Packers' 2015 schedule includes seven games against 2014 playoff teams. Three of those games (Dallas, Detroit, Seattle) will be at Lambeau Field, while four (Arizona, Carolina, Denver, Detroit) will come on the road.

- ▶ Including its six games against division opponents, Green Bay also will play two opponents, Carolina and Seattle, that it faced in the 2014 regular season.
- ▶ The Packers will play the four teams from the AFC West for the first time since 2011 while also playing the teams from the NFC West for the second time in the past four seasons (2012).
- ▶ Including the postseason, Green Bay will play San Francisco for the fifth time in four seasons.
- ▶ A closer look at the 2015 opponents:

<u>Home Games</u>	<u>'14 Record</u>	<u>Last Overall Meeting/Result</u>	<u>Last Lambeau Field Meeting/Result</u>
Chicago.....	.5-11	11/9/14, W, 55-14	11/9/14, W, 55-14
Dallas.....	.12-4	12/15/13, W, 37-36	11/7/10, W, 45-7
Detroit.....	.11-5	12/28/14, W, 30-20	12/28/14, W, 30-20
Kansas City.....	.9-7	12/18/11, L, 19-14	10/12/03, L, 40-34*
Minnesota.....	.7-9	11/23/14, W, 24-21	10/2/14, W, 42-10
St. Louis.....	.6-10	10/21/12, W, 30-20	10/16/11, W, 24-3
San Diego.....	.9-7	11/6/11, W, 45-38	9/23/07, W, 31-24
Seattle.....	.12-4	9/4/14, L, 36-16	12/27/09, W, 48-10
Totals.....	.71-57	(.555)	

<u>Road Games</u>	<u>'14 Record</u>	<u>Last Overall Meeting/Result</u>	<u>Last Meeting at Site/Result</u>
Arizona.....	.11-5	11/4/12, W, 31-17	1/10/10, L, 51-45 *+
Carolina.....	.7-8-1	10/19/14, W, 38-17	9/18/11, W, 30-23
Chicago.....	.5-11	11/9/14, W, 55-14	9/28/14, W, 38-17
Denver.....	.12-4	10/2/11, W, 49-23	10/29/07, W, 19-13*
Detroit.....	.11-5	12/28/14, W, 30-20	9/21/14, L, 19-7
Minnesota.....	.7-9	11/23/14, W, 24-21	11/23/14, W 24-21
Oakland.....	.3-13	12/11/11, W, 46-16	12/22/03, W, 41-7
San Francisco.....	.8-8	1/5/14, L, 23-20+	9/8/13, L, 34-28
Totals.....	.64-63-1	(.504)	

Overall.....135-120-1 (.529)

* – Overtime

+ – NFC Wild Card Playoff

2014 HONOR ROLL

S Ha Ha Clinton-Dix

Pro Football Writers of America All-Rookie Team

DB Micah Hyde

NFC Special Teams Player of the Week – Week 17 (vs. Detroit)

-first career Player of the Week Award.

-First Packers returner to be named Special Teams Player of the Week since 2008 (Will Blackmon, Week 1).

FB John Kuhn

Pro Bowl

-Second selection (2011)

-The third most selections by a Packers' fullback, behind Clarke Hinkle (1938-40) and Jim Taylor (1960-64)

The Associated Press All-Pro First Team

RB Eddie Lacy

NFC Offensive Player of the Week – Week 12 (vs. Minnesota)

-First Packer to be named Offensive Player of the Week in both his rookie and second season.

-Joins Ahman Green (six times) as the only Green Bay running backs to be named Offensive Player of the Week multiple times.

C Corey Linsley

Pro Football Writers of America All-Rookie Team

LB Clay Matthews

Pro Bowl

-Fifth selection (2009-12)

-Passes Bill Forester (1959-62) for the most selections for a Packers' linebacker.

NFC Defensive Player of the Week – Week 16 (at Tampa Bay)

-Four Defensive Player of the Week Awards are tied with Charles Woodson for the most in franchise history.

WR Jordy Nelson

Pro Bowl

-First selection

The Associated Press All-Pro Second Team

Pro Football Writers of America All-NFC Team

LB Julius Peppers

NFC Defensive Player of the Week – Week 5 (vs. Minnesota)

-Sixth career Player of the Week Award and first with Green Bay.

-Second player to be named NFC Defensive Player of the Week with three different teams (CAR/CHI/GB), joining Pro Football Hall of Famer Chris Doleman (MIN/ATL/SF).

QB Aaron Rodgers

Pro Bowl

-Fourth selection (2009, '11-12)

-Joins Bart Starr (1960-62, 1966) and Cecil Isbell (1938-39, 1941-42) for the second-most selections by a Green Bay quarterback, trailing Brett Favre's nine (1992-93, 1995-97, 2001-03, 2007).

NFC Offensive Player of the Week – Week 4 (at Chicago)

NFC Offensive Player of the Week – Week 7 (vs. Carolina)

NFC Offensive Player of the Week – Week 10 (vs. Chicago)

NFC Offensive Player of the Week – Week 17 (vs. Detroit)

-Tied for the most in franchise history with 12 Player of the Week Awards (Brett Favre).

-Led the league with the most Player of the Week Awards this season (four) and the most since 2010 (12).

-Named Player of the Week for the fifth consecutive season.

FedEx Air Player of the Week - Week 10 (vs. Chicago)

NFC Offensive Player of the Month - November

-Seventh career Player of the Month Award.

-Tied with Tom Brady for the second most since the award was created in 1986 (Peyton Manning, eight).

The Associated Press All-Pro First Team

Pro Football Writers of America All-NFL Team

G Josh Sitton

Pro Bowl

-Second career Pro Bowl honor (2012), but his first as an original selection.

The Associated Press All-Pro Second Team

Pro Football Writers of America All-NFL Team



PACKERS AT SEAHAWKS - NFC CHAMPIONSHIP

ON THE ROAD AGAIN

Green Bay went 7-1 away from Lambeau Field in 2011, with the seven road wins setting a single-season franchise record.

- ▶ The Packers have been able to stay above the .500 mark on the road during Head Coach **Mike McCarthy's** tenure, a notable achievement in the National Football League.
- ▶ Since 2006, McCarthy's first season as the head coach in Green Bay, only 10 of 32 NFL teams have regular-season road records above .500.

Team	W-L Record	Pct.
1. New England	50-22-0	.690
2t. Dallas	42-30-0	.583
2t. Indianapolis	42-30-0	.583
4. Philadelphia	41-30-1	.576
5t. Green Bay	40-32-0	.556
5t. New Orleans	40-32-0	.556
5t. N.Y. Giants	40-32-0	.556
8t. San Diego	38-34-0	.528
8t. Pittsburgh	38-34-0	.528
10. Denver	37-35-0	.514

309 AND COUNTING

Another packed house at Lambeau Field against the Lions in Week 17 this season brought the stadium's consecutive-sellouts streak to 309 regular-season games (not including replacement games).

- ▶ The league's longest-tenured stadium, Lambeau Field is hosted its 58th season of football in 2014. Including the playoffs, a total of 704,818 fans made their way through the turnstiles for the nine games this season. For the victory over Dallas in the Divisional round, Packers fans set a new Lambeau Field paid attendance record (79,704).
- ▶ Across American professional sports, only Boston's Fenway Park (1912) and Chicago's Wrigley Field (1914) have longer tenures.

THE LAMBEAU ADVANTAGE

The crown jewel of the National Football League, Lambeau Field has long been known as one of the tougher venues to play in, particularly during the harsh Wisconsin winter.

- ▶ Re-establishing home-field advantage after a 4-4 mark in 2008 was one of the goals of 2009, and with the Packers finishing 6-2 at home, they accomplished that goal. Green Bay followed that up with a 7-1 mark at Lambeau Field in 2010, a perfect 8-0 record in 2011, the first undefeated home mark since 2002, and a 7-1 mark in 2012. This season the Packers were one of two teams to finish undefeated at home during the regular season (Denver).
- ▶ Head Coach **Mike McCarthy** stated consistently upon his arrival in Green Bay that one of the team's goals would be to reclaim the mystique of playing at Lambeau Field. Mission accomplished. The team is 54-17-1 (.757) at home in the regular-season since 2006.
- ▶ Since **Ron Wolf** and **Mike Holmgren** began the revitalization of the franchise in 1992, Green Bay owns the best home record in the NFL. A look at the top regular-season home W-L records since the '92 season:

Team	W-L Record	Pct.
1. Green Bay	141-42-1	.769
2. Pittsburgh	132-51-1	.720
3. New England	132-52-0	.717

HOT AT HOME

Since the start of 2009, the Packers have been one of the best teams in the league at home during the regular season:

Team	W-L Record	Pct.
1. New England	44-4-0	.917
2. Green Bay	40-7-1	.844
3. Baltimore	39-9-0	.813
4. Seattle	35-13-0	.729
5. San Francisco	34-13-1	.719

IN THE FREE-AGENCY ERA

Talk of unrestricted free agency in the early '90s led many to forecast tough times for the small-town Green Bay Packers.

- ▶ However, Green Bay has remained among the most successful teams since the advent of free agency in 1993. The Packers have won 10 or more games 14 times since '93 and captured 10 division crowns.
- ▶ A look at the most successful teams in the free-agency era:

Team	W-L Since '93	Pct.	Playoff Berths
1. New England	234-118-0	.665	16*
2. Green Bay	225-126-1	.641	17*
3. Pittsburgh	220-131-1	.626	14*
4. Denver	212-140-0	.602	12*
5. Indianapolis	209-143-0	.594	16*

*clinched playoff berth in 2014














IN THE LEAGUE RANKINGS 2014 REGULAR SEASON



GREEN BAY (Team)				SEATTLE (Team)			
Category	NFC	NFL	Category	NFC	NFL		
Turnover Margin (+14)	1	1	Turnover Margin (+10)	2	4		
Points Scored (30.4)	1	1	Points Scored (24.6)	5	10		
Points Allowed (21.8)	6	13t	Points Allowed (15.9)	1	1		
Total Offense (386.1)	3	6	Total Offense (375.8)	6	9		
Rushing (119.8)	6	11	Rushing (172.6)	1	1		
Passing (266.3)	5	8	Passing (203.1)	14	27		
Total Defense (346.4)	6	15	Total Defense (267.1)	1	1		
vs. Rush (119.9)	13	23	vs. Rush (81.5)	2	3		
vs. Pass (226.4)	4	10	vs. Pass (185.6)	1	1		
Third-Down Offense (47.2%)	3	3	Third-Down Offense (42.5%)	7	11		
Third-Down Defense (40.3%)	7	18	Third-Down Defense (37.1%)	2	8		
Red-Zone Offense (57.8%)	6	10	Red-Zone Offense (51.7%)	10	20		
Red-Zone Defense (56.3%)	8	20	Red-Zone Defense (59.5%)	11	26		
GREEN BAY (Individual)				SEATTLE (Individual)			
Category	NFC	NFL	Category	NFC	NFL		
Passing: Rodgers (112.2)	2	2	Passing: Wilson (95.0)	5	10		
Rushing: Lacy (1,139)	4	7	Rushing: Lynch (1,306)	3	4		
Receptions: Nelson (98)	4	7	Receptions: Baldwin (66)	23	42t		
Rec. Yds.: Nelson (1,519)	2	4	Rec. Yds.: Baldwin (825)	24	42		
Interceptions: Hayward/Williams (3)	17t	27t	Interceptions: Sherman (4)	5t	8t		
Sacks: Matthews (11.0)	5	12t	Sacks: Bennett (7.0)	17t	36t		

PACKERS AT SEAHAWKS - NFC CHAMPIONSHIP

2014 OPPONENTS

	NFL Rank (2014 Regular Season)		
	<u>Record</u>	<u>Offense</u>	<u>Defense</u>
 at Seattle Seahawks....(12-4)	9	1	
 New York Jets(4-12)	22	6	
 Detroit Lions.....(11-5)	19	2	
 Chicago Bears(5-11)	21	30	
 Minnesota Vikings.....(7-9)	27	14	
 at Miami Dolphins(8-8)	14	12	
 Carolina Panthers(7-8-1)	16	10	
 at New Orleans Saints.. (7-9)	1	31	
 Philadelphia Eagles.....(10-6)	5	28	
 New England Patriots..(12-4)	11	13	
 Atlanta Falcons(6-10)	8	32	
 at Buffalo Bills.....(9-7)	26	4	
 at Tampa Bay Buccaneers. (2-14)	30	25	

A LOOK AT THE SCHEDULE

The Green Bay Packers' 94th NFL regular-season schedule was headlined by five prime-time games (subject to flexible scheduling).

- ▶ Green Bay's schedule includes five games against 2013 playoff teams, with three of those contests (Carolina, Philadelphia, New England) at Lambeau Field and two on the road (Seattle, New Orleans).
- ▶ The Packers have three prime-time contests at home (vs. Minnesota on Thursday night in Week 5, vs. Chicago on Sunday night in Week 10 and vs. Atlanta on *Monday Night Football* in Week 14) and two on the road (Thursday night at Seattle in Week 1 and Sunday night at New Orleans in Week 8).
- ▶ The Packers' bye arrived in Week 9 for the first time since 2004.
- ▶ It is the second time in franchise history (1922) that Green Bay opens with three of their first four games on the road.
- ▶ Two of Green Bay's first five games are played on Thursday night, with the next seven taking place on Sunday, one on the following Monday, and three more on Sunday to close out the regular season.
- ▶ For the second year in a row and just the third time in nine seasons under Head Coach **Mike McCarthy** (2010), the Packers opened the season on the road. For the third straight season Green Bay opened against an NFC West team after facing San Francisco each of the last two years.
- ▶ Dating back to 2001, the Packers have always played against an NFC team in Week 1. The last AFC team Green Bay faced in Week 1 was the New York Jets, who visited the Packers in Week 2 for the home opener.
- ▶ Following the home opener, the Packers went on the road to face two division opponents, Detroit and Chicago, before returning home to face Minnesota in a Thursday night divisional matchup. It was the sixth time in the last seven seasons they have faced off in primetime.
- ▶ The Packers traveled to Miami for the third time in 23 years and first time since 2006. The following week Green Bay hosted Carolina for their first time since 2008.
- ▶ Before the bye week, the Packers traveled to New Orleans for a prime-time matchup against the Saints.
- ▶ Following the bye week, the Packers returned to Sunday night to host the Bears, recording a win for the fifth time in the last six games at home.
- ▶ Philadelphia came to Lambeau for the second straight season. It was only the second time in the series that the two clubs have played at Green Bay in back-to-back seasons (1933-34).
- ▶ For the second consecutive season, Green Bay played Minnesota in Week 12, traveling to face the Vikings in the first outdoor game (TCF Bank Stadium) between the two in Minnesota since they played at Metropolitan Stadium on Nov. 29, 1981.
- ▶ The last game in November brought New England to Lambeau Field for the first time since 2006 and only its third visit ever to the stadium (1979).
- ▶ December opened with a Monday night matchup at home versus Atlanta. It marked the 22nd straight season the Packers appeared on *Monday Night Football*.
- ▶ The next week, Green Bay traveled to Buffalo for the first time since 2006. The Packers' final road trip of the regular season was to play the Buccaneers, Green Bay's first trip to Tampa Bay in the month of December since 1999.
- ▶ Green Bay closed the regular season at Lambeau Field against Detroit for the fourth time under McCarthy (2007, 2008, 2011).



PARTICIPATION – PLAYOFFS

Player	Career		Green Bay	
	GP	GS	GP	GS
Davante Adams	1	1	1	1
David Bakhtiari	2	2	2	2
Chris Banjo	2	0	2	0
Sam Barrington	1	1	1	1
Brandon Bostick	1	0	1	0
Josh Boyd	2	1	2	1
Jarrett Boykin	2	0	2	0
Bryan Bulaga	1	1	1	1
Morgan Burnett	5	5	5	5
Jarrett Bush	12	2	12	2
Ha Ha Clinton-Dix	1	1	1	1
Randall Cobb	5	4	5	4
Mason Crosby	12	0	12	0
Mike Daniels	4	2	4	2
Jayrone Elliott	1	0	1	0
Matt Flynn	1	0	1	0
Brett Goode	10	0	19	0
Letroy Guion	2	2	1	1
A.J. Hawk	12	11	12	11
Casey Hayward	1	0	1	0
Davon House	2	0	2	0
Micah Hyde	2	0	2	0
Brad Jones	6	5	6	5
Datone Jones	2	0	2	0
John Kuhn	12	3	12	3
Eddie Lacy	2	2	2	2
T.J. Lang	10	5	10	5
Corey Linsley	1	1	1	1
Tim Masthay	9	0	9	0
Clay Matthews	9	9	9	9
Mike Neal	5	1	5	1
Jordy Nelson	10	5	10	5
Mike Pennel	1	0	1	0
Julius Peppers	11	11	1	1

Player	Career		Green Bay	
	GP	GS	GP	GS
Nick Perry	2	0	2	0
Andrew Quarless	6	2	6	2
Sean Richardson	2	0	2	0
Aaron Rodgers	11	10	11	10
Richard Rodgers	1	0	1	0
Sam Shields	9	6	9	6
Josh Sitton	10	10	10	10
James Starks	7	4	7	4
Lane Taylor	1	0	1	0
JC Tretter	1	0	1	0
Tramon Williams	12	10	12	10
Totals	221	117	220	106

Coach	Games	
	Career	Green Bay
Mike McCarthy	20	12
Winston Moss	14	12
Dom Capers	21	10
Tom Clements	14	12
Mark Lovat	18	18
Shawn Slocum	12	12
Edgar Bennett	12	12
James Campen	13	13
Jerry Fontenot	12	12
Sam Gash	3	1
Scott McCurley	12	12
Darren Perry	16	10
John Rushing	10	10
Jason Simmons	5	5
Mike Trgovac	21	10
Alex Van Pelt	4	4
Joe Whitt Jr.	10	10
Ron Zook	7	1
Totals	224	176

PACKERS AMONG THE BEST IN THE POSTSEASON

In the midst of their 17th playoff appearance in the last 22 seasons, including three trips to the Super Bowl, the Packers own the second-best postseason winning percentage in National Football League history. They have won 31 of 50 playoff games, starting with their first-ever postseason contest – the 1936 NFL championship, a 21-6 victory over the Boston Redskins. The standings:

Franchise	W	L	Pct	Pts	Opp
Baltimore Ravens	15	8	.652	517	378
Green Bay Packers	31	19	.620	1,237	1,029
Pittsburgh Steelers	33	22	.600	1,300	1,153
San Francisco 49ers	30	20	.600	1,264	1,047
*New England Patriots	26	18	.591	998	913
*Oakland Raiders	25	18	.581	1,028	797
Dallas Cowboys	34	26	.567	1,400	1,144
*Washington Redskins	23	18	.561	833	731
Carolina Panthers	7	6	.538	273	273
Seattle Seahawks	13	12	.520	593	539
Denver Broncos	20	19	.513	839	1,000
Houston Texans	2	2	.500	91	84
*Indianapolis Colts	22	22	.500	911	920
Miami Dolphins	20	20	.500	789	875
New York Giants	24	24	.500	865	889
Chicago Bears	17	18	.486	751	726
Buffalo Bills	14	15	.483	681	658
New York Jets	13	13	.480	510	508
Philadelphia Eagles	19	21	.475	781	746
Jacksonville Jaguars	5	6	.455	262	288
*St. Louis Rams	19	24	.442	770	944
New Orleans Saints	7	9	.438	405	459
*Arizona Cardinals	6	8	.429	321	388
*Tennessee Titans	14	19	.424	579	762
Minnesota Vikings	19	27	.413	910	1,041
Tampa Bay Buccaneers	6	9	.400	230	279
*San Diego Chargers	11	17	.393	532	626
Atlanta Falcons	7	12	.368	399	489
Detroit Lions	7	12	.368	413	473
Cleveland Browns	11	20	.355	629	728
*Kansas City Chiefs	8	15	.348	391	520
Cincinnati Bengals	5	13	.278	320	415

*— **Arizona** totals include two games when franchise was in Chicago (won 28-21, lost 7-0) and three games when franchise was in St. Louis (lost 30-14, lost 35-23, lost 41-16); **Indianapolis** totals include 15 games when franchise was in Baltimore (won 8, lost 7, 264 points scored, 262 points allowed); **Kansas City** totals include one game while franchise was Dallas Texans (won 20-17); **New England** totals include two games when franchise was in Boston (won 26-8, lost 51-10); **Oakland** totals include 12 games when franchise was in Los Angeles (won 6, lost 6, 268 points scored, 224 points allowed); **St. Louis Rams** totals include one game when franchise was in Cleveland (won 15-14) and 32 games played when franchise was in Los Angeles (won 12, lost 20, 486 points scored, 683 points allowed); **San Diego** totals include one game when franchise was in Los Angeles (lost 24-16); **Tennessee** totals include 22 games when franchise was in Houston and known as the Oilers (won 9, lost 13, 371 points scored, 533 points allowed); **Washington** totals include one game when franchise was in Boston (lost 21-6).



STREAKS & MILESTONES – REGULAR SEASON

18 RANDALL COBB

- ▶ Joined by WR **Jordy Nelson** as the first duo in franchise history to both catch 10-plus touchdown passes in the same season.
- ▶ Reached the 1,000-yard receiving mark for the first time in his career this season (1,287). He joined Nelson (1,433) as the second duo in Packers' history to each reach 1,200 receiving yards in the same season, joining the 2004 duo of Javon Walker (1,382) and Donald Driver (1,208).
- ▶ With a career-best 91 receptions on the season, seventh most in franchise history, joined Nelson (92) to become the only pair of Packers' players to reach 90 receptions each in the same season.
- ▶ Joined Nelson to become the first duo in NFL history to record 90-plus receptions, 1,200-plus yards and 12-plus touchdown receptions in the same regular season.
- ▶ Cobb and Nelson became just the third set of teammates in NFL history with at least 1,200 receiving yards and 10 touchdowns each in the same season, joining Minnesota's Cris Carter and Randy Moss in 1999 and Denver's Demaryius Thomas and Eric Decker in 2013.
- ▶ Registered a touchdown reception in a career best six consecutive games (Games 4-9). It was the longest by a Packer since WR Sterling Sharpe (six) in 1994.
- ▶ Set a single-season franchise record with a league-high 2,342 combined net yards in 2012, topping the previous team mark of 2,250 yards by RB Ahman Green in 2003.
- ▶ With 954 receiving yards and 964 kickoff return yards in 2012, became the first person in NFL history to post 900-plus yards in each category in the same season.
- ▶ Has three kick return scores (two punts, one kickoff) in his career, which ties him for No. 2 in franchise history behind only RB Travis Williams' six return TDs (one punt, five kickoffs).

2 MASON CROSBY

- ▶ Became the second player in franchise history with 1,000 career points (Ryan Longwell, 1,054).
- ▶ With 1,037 career points, passed NE K Stephen Gostkowski (1,023) for the most points by an NFL player in his first eight seasons.
- ▶ Made six consecutive field goals from 50-plus yards earlier this season, a franchise record.
- ▶ Tied for No. 1 in team history for the most 100-point seasons with eight (Longwell).
- ▶ His 903 points from 2007-13 rank No. 1 in NFL history for the most points scored by a player in his first seven seasons, topping the mark of Indianapolis K Mike Vanderjagt (874, 1998-2004).
- ▶ Made 23 straight field goals from Week 13 of 2010 through Week 10 of 2011, the longest regular-season streak in franchise history.
- ▶ In 2011, set a franchise record with a 58-yard field goal in Week 7 at Minnesota, eclipsing the mark of 56 yards he held (Week 1 at Philadelphia, 2010; Week 5 at Atlanta, 2011).

50 A.J. HAWK

- ▶ Is tied for No. 1 in franchise history for the most seasons leading the team in tackles with five (2006, 2008, 2010, 2012-13), matching the mark of five by LB Nick Barnett (2003-05, 2007, 2009).
- ▶ Has either led the team or finished second in tackles in six of his eight seasons in Green Bay. Has posted 100-plus tackles in six of seven seasons.
- ▶ Has 1,118 career tackles, which ranks No. 1 in team history (since defensive stats began to be recorded by coaches in 1975). Moved past John Anderson (1,020, 1978-89) for the franchise record with eight tackles at Chicago in Week 17 last season.

27 EDDIE LACY

- ▶ Became the first player in franchise history to rush for at least 1,000 yards and score 10-plus scrimmage touchdowns in each of his first two seasons.

- ▶ With 2,317 rushing yards, passed John Brockington (2,132) for the most by a Packers' running back in his first two NFL seasons.
- ▶ With 13 touchdowns on the season, joined WRs **Randall Cobb** and **Jordy Nelson** as the first Green Bay trio to each score 10-plus touchdowns in the same season.
- ▶ Was the first Packers back to ever to record 100 yards from scrimmage and a touchdown reception in three consecutive games (Weeks 10-12).
- ▶ Was the first player in franchise history to record over 100 yards from scrimmage in eight consecutive games in the same season.
- ▶ Became first Green Bay running back to register receptions of 55 yards or more in consecutive games (2014: at NO and vs. CHI).
- ▶ His 123 receiving yards at New Orleans in Week 8 this season were the second most by a Green Bay running back since the 1970 AFL-NFL merger, trailing only Eddie Lee Ivery's 128 yards at Tampa Bay on Oct. 12, 1980.
- ▶ Set franchise rookie records in 2013 for rushing yards (1,178), rushing TDs (11) and rushing attempts (284).
- ▶ Tied the team rookie mark for 100-yard rushing games with four last season.
- ▶ Named NFL Offensive Rookie of the Year by *The Associated Press* and was selected to the Pro Bowl as an injury replacement for Vikings RB Adrian Peterson.

8 TIM MASTHAY

- ▶ Ranks No. 1 in franchise history (min. 150 punts) with a 44.3-yard gross punting average.
- ▶ Ranks No. 1 in team annals (since 1976) with 114 punts placed inside the 20-yard line in his career, passing Craig Hentrich (104) in the franchise record book.
- ▶ Set a single-season franchise record with his 45.6-yard gross average in 2011, surpassing Craig Hentrich's 45.0-yard mark in 1997.
- ▶ Tied Sean Landeta's single-season franchise record (1998) by placing 30 punts inside the 20-yard line in 2012.
- ▶ Holds the top four single-season marks for net punting average in franchise history (since 1976) with a 38.95 average in 2013, a 38.93 average in 2012, a 38.56 average in 2011 and a 37.65 average in 2010.

52 CLAY MATTHEWS

- ▶ Led the team with 11.0 sacks this season and earned fifth trip to the Pro Bowl. Ranks No. 3 in team history with 61.0 career sacks.
- ▶ Tied for No. 1 in team history with four 10-plus sack seasons.
- ▶ Tied for No. 5 in the NFL with 61.0 sacks since entering the league in 2009.
- ▶ Only player in franchise history to be named to the Pro Bowl each of his first four seasons in the league (2009-12).
- ▶ Only player in team history to score a defensive TD in each of his first three seasons in the league (2009-11).
- ▶ His 17 sacks in his first 20 games were the most by an NFL player to start his career at the time, eclipsing the mark of 16.5 set by Leslie O'Neal (1986, 1988) and John Abraham (2000-01).
- ▶ Is the first NFL player since sacks became an official stat in 1982 to post a double-digit sack total and a defensive TD in each of his first two seasons in the league.
- ▶ First player in franchise annals to post 10-plus sacks in each of his first two years in the NFL.
- ▶ His 29.5 sacks from 2009-11 were tied for No. 1 in team history with Tony Bennett for the most sacks by a Packer in his first three seasons in the league.
- ▶ Set a franchise rookie record with 10 sacks in 2009.

Two years after he co-founded the Packers with Curly Lambeau, George Calhoun began writing a piece called *The Dope Sheet*, which served as the official press release and game program from 1921-24.





STREAKS & MILESTONES – REGULAR SEASON

87 JORDY NELSON

- ▶ Set the single-season franchise record for receiving yards (1,519) and recorded the fourth most receptions (98). His 13 touchdown receptions were the second most of his career (15 in 2011) and tied for the sixth most in Packers history.
- ▶ Became the eighth player in NFL history with 95-plus receptions, 1,500-plus receiving yards and 13-plus receiving touchdowns in one season.
- ▶ In franchise history, Nelson's five games with nine-plus receptions were the most a player has registered in a single regular season.
- ▶ Recorded three touchdown receptions of 65-plus yards this season, the most by a Packer since Freeman had four in 1998.
- ▶ His 22 TD grabs from 2011-12 were the most by a Packer over a two-year span since WR Antonio Freeman posted 26 TDs from 1997-98.
- ▶ Caught 15 TD passes in 2011, joining WRs Sterling Sharpe (18 in 1994) and Don Hutson (17 in 1942) as the only players in franchise annals to catch 15-plus TD passes in a season.
- ▶ With four TD grabs of 80-plus yards during his career, Nelson is tied for the most in team history and No. 1 among active NFL players (Vikings WR Greg Jennings).

56 JULIUS PEPPERS

- ▶ Is the first player in NFL history with 100 career sacks and four interception returns for touchdowns.
- ▶ Became the first linebacker in Packers' history to post two interception returns for touchdowns in the same season.
- ▶ Only player in NFL history with at least 10 interceptions and 100 sacks.
- ▶ Has been selected to eight Pro Bowls since entering the league in 2002, which ties him with Troy Polamalu and Ray Lewis for the third most among defensive players over that span (Ed Reed, nine/Champ Bailey, 12).
- ▶ With eight double-digit sack seasons as a pro, is tied with Jared Allen and Demarcus Ware for the most in the NFL since 2002.
- ▶ Named first-team All-Pro by *The Associated Press* three times and was selected to the NFL's All-Decade team for the 2000s.

12 AARON RODGERS

- ▶ Ranks No. 1 in NFL history with a 106.0 career passer rating.
- ▶ Tied with Brett Favre for the franchise record for 4,000-yard passing seasons (five).
- ▶ Threw for a career-best five interceptions this season, the third fewest in a single regular season in Packers' history.
- ▶ Threw six touchdown passes in the first half against the Bears in Week 10 this season, tying Raiders QB Daryle Lamonica (vs. Buffalo, Oct. 19, 1969) for the NFL record for most touchdown passes in a half. It was the second time Rodgers threw for a franchise-best six touchdowns in a game.
- ▶ Posted six consecutive zero-interception games this season (Weeks 2-7), tying Bart Starr's franchise record (min. 15 attempts a game) set in 1964.
- ▶ Joined Patriots QB Tom Brady (2007) as the only players in NFL history to register four straight three-touchdown/zero-interception games in a single season (Weeks 4-7, 2014). Also joined Brady (eight in 2007) for the most three-touchdown/zero-interception games in NFL history in a single season.
- ▶ When he hit the 200-TD mark for his career, he had thrown just 53 INTs to that point, the fewest in NFL history as he bested Tom Brady's mark of 88 INTs at the time of his 200th TD pass.

- ▶ This season he became the first NFL quarterback to throw for 18-plus touchdowns with one or fewer interceptions in the first seven games of a season.
- ▶ Ranks No. 2 in NFL history for the most touchdown passes in a player's first 100 games with 203 (MIA QB Dan Marino, 217).
- ▶ Set an NFL single-season record in 2011 with a 122.5 passer rating and set team marks for TD passes (45), passing yards (4,643), completion percentage (68.3), yards per attempt (9.25), TD/INT ratio (7.50) and 300-yard games (eight).
- ▶ Posted 21,332 passing yards from 2008-12, the most in NFL history by a quarterback in his first five seasons as a starter.
- ▶ Threw a TD pass in 35 straight regular-season games at Lambeau Field from 2008-12, a team record (previous mark was 25 by Brett Favre, 1992-96). It was the second-longest home streak in NFL history behind Dan Marino's 39-game streak from 1983-88.
- ▶ Tied a single-game franchise record with six TD passes at Houston in Week 6 of 2012, matching Matt Flynn's mark (Jan. 1, 2012, vs. Detroit).

		NFL Offense			NFL Defense		
After		Total	Rush	Pass	Total	Rush	Pass
Week ...	Opp.						
1	at SEA	29	23	26	21	31	10
2	NYJ	24	26	13	19	31	6
3	at DET	28	27	21	20	30	6
4	at CHI	28	28	15	26	32	5
5	MIN	28	25	18	22	32	6
6	at MIA	26	24	20	19	32	5
7	CAR	25	22	20	19	31	6
8	at NO	19	24	12	22	32	9
9	(bye)	17	24	13	25	32	9
10	CHI	12	18	10	23	30	9t
11	PHI	9	18	8	25	29	13
12	at MIN	9	18	8	23	30	13
13	NE	7	19	8	25	28	11
14	ATL	6	14	6	26	25	20
15	at BUF	6	11	8	23	26	15
16	at TB	6	11	7	12	22	10
17	DET	6	11	8	15	23	10
Packers in 2013		3	7	6	25	25	24
Packers in 2012		13	20	9	11	17	11
Packers in 2011		3	27	3	32	14	32
Packers in 2010		9	24	5	5	18	5
Packers in 2009		6	14	7	2	1	5
Packers in 2008		8	17	8	20	26	12
Packers in 2007		2	21	2	11	14	12
Packers in 2006		9	23	8	12	13	17
Packers in 2005		18	30	7	7	23	1
Packers in 2004		3	10	3	25	14	25
Packers in 2003		4	3	16	17	10	23
Packers in 2002		12	12	10	12	21	3
Packers in 2001		6	21	3	12	16	15
Packers in 2000		15	23	8	15	8	19
Packers in 1999		9	21	7	19	22	18
Packers in 1998		5	25	3	4	4	10
Packers in 1997		4	12	3	7	20	8
Packers in 1996		5	11	5	1	4	1
Packers in 1995		7	26	3	14	7	21
Packers in 1994		9	19	9	6	3	15
Packers in 1993		19	22	18	2	8	7
Packers in 1992		15	21	9	23	16	23

PACKERS STARTERS – OFFENSE

WR Jordy Nelson, 7th Year, Kansas State, D2a-08

- ▶ Finished the regular season ranked fourth in receiving yards (1,519), seventh in receptions (98) and tied for second in receiving touchdowns (13).
- ▶ Led the team in 2013 with a career-high 85 catches for a career-best 1,314 yards and eight TDs. Ranked No. 10 in the NFL last season in receiving yards.
- ▶ With 15 TD catches in 2011, became only the third player in franchise history to catch 15 or more TDs in a season, joining WRs Sterling Sharpe (18 in 1994) and Don Hutson (17 in 1942).
- ▶ Became the first player since the 1970 AFL-NFL merger to post three 80-yard TD grabs over an eight-game span in the regular season (Week 16, 2010-Week 6, 2011).

LT David Bakhtiari, 2nd Year, Colorado, D4a-13

- ▶ Has started every game at LT since the start of the 2013 regular season.
- ▶ Started all 16 games at left tackle last season, the only rookie in the NFL to do so in 2013 and the first Packer rookie to do so since the league went to a 16-game schedule in 1978.
- ▶ Became just the fourth Green Bay rookie to start at LT in the season opener since the 1970 AFL-NFL merger and the first since 1985.
- ▶ Earned second-team All-Pacific-12 honors from the conference's coaches each of his last two seasons (sophomore and junior) at Colorado.

LG Josh Sitton, 7th Year, Central Florida, D4b-08

- ▶ Has started 94 games since 2009, the most by an offensive player in a Green Bay uniform over that span.
- ▶ Was named to second career Pro Bowl this season.
- ▶ Was named 2010 Offensive Lineman of the Year by the NFL Alumni Association.
- ▶ According to STATS LLC, did not allow a sack this season and has allowed just 10.5 in his seven-year career.
- ▶ Was the only Packer on either side of the ball to not miss a snap from 2009-10.

C Corey Linsley, Rookie, Ohio State, D5a-14

- ▶ First rookie center to start for Green Bay in Week 1 since the merger.
- ▶ Was one of five team captains and was part of a line that helped the team set school records for points scored (637), yards per carry (6.8), touchdowns (87) and TD passes (38) in '13.
- ▶ The Ohio native was part of a Buckeye team that won 24 consecutive games from 2012-13.

RG T.J. Lang, 6th Year, Eastern Michigan, D4-09

- ▶ Has started games at four different positions on the line as a pro (32 at RG, 27 at LG, five at RT, two at LT). Played C in Week 10 last season.
- ▶ Has started 62 contests since 2011.
- ▶ Started games at both tackle spots in his first season (2009) and became the first Packers rookie to start consecutive games at left tackle since Chad Clifton in 2000.
- ▶ Began his college career as a defensive lineman, but converted to the offensive line as a sophomore and started 36 straight games (10 at RT, 26 at LT) over his final three years.

RT Bryan Bulaga, 5th Year, Iowa, D1-10

- ▶ Missed the second part of the 2012 season after suffering a hip injury vs. Arizona on Nov. 4 and missed all of the 2013 season after injuring his knee on Aug. 3. Started 15-of-16 games this season.
- ▶ Started 37 games at RT in his first three seasons in the league.
- ▶ Started the final 12 games of 2010 and the entire postseason at right tackle after taking over for veteran Mark Tauscher (shoulder), the most regular-season starts by a Packers rookie tackle since Tauscher's 14 in 2000.
- ▶ Named to the *Pro Football Weekly*/PFWA All-Rookie team in 2010.
- ▶ Capped his rookie season by becoming the youngest player, according to STATS LLC, to ever start in the Super Bowl (21 years, 322 days).

TE Andrew Quarless, Fifth Year, Penn State, D5a-10

- ▶ With Green Bay trailing by four, hauled in the game-winning touchdown with three seconds left at Miami in Week 6.
- ▶ Has started 11 games and has set a single-season career high with three touchdown receptions this season.

- ▶ Has recorded at least one reception in 14 of 16 games this season.
- ▶ In 2013, moved into the starting role in Week 8 following TE Jermichael Finley's season-ending neck injury.
- ▶ Set career highs in receptions (32), receiving yards (312), games started (10) and games played (16) in 2013.
- ▶ At the end of his career at Penn State, held school records for receptions by a tight end in a career (87) and single season (41 in 2009). Finished his career ranked second in school history for receiving yards by a tight end with 1,146.

WR Randall Cobb, 4th Year, Kentucky, D2-11

- ▶ Set a new single-season career high with five 100-yard receiving games this season (three-2012).
- ▶ His career-best 91 receptions this season are the seventh most in team history.
- ▶ Finished the regular season tied for fourth in the NFL with 12 touchdown receptions in 2014.
- ▶ Before suffering a knee injury in Week 6 last season, led the team in receptions with 29 and was No. 2 in receiving yards with 378.
- ▶ Set a franchise single-season record with a league-high 2,342 combined net yards in 2012, topping the previous team mark of 2,250 yards by RB Ahman Green in 2003.
- ▶ With 954 receiving yards and 964 kickoff return yards in 2012, he became the first player in NFL history to post 900-plus yards in each category in the same season.

QB Aaron Rodgers, 10th Year, California, D1-05

- ▶ His career passer rating of 106.0 ranks No. 1 in NFL history.
- ▶ Finished the 2014 regular season ranked No. 2 in the NFL in passer rating (112.2), touchdown percentage (7.3), No. 1 in interception percentage (1.0) and No. 3 in touchdown passes (38).
- ▶ Recorded a passer rating of at least 120.0 in seven regular season games in 2014, setting a single-season career high and tying for the third-most in a single season in the NFL, dating back to 1960.
- ▶ Posted 21,332 passing yards from 2008-12, which ranks No. 1 in league history for the most passing yards by a QB in his first five seasons as a starter (previous record was Peyton Manning, 20,618, 1998-2002).
- ▶ In 103 regular-season starts (70-33 record), has posted 40 games with 300-plus passing yards, 60 without an interception and 61 with a 100-plus passer rating (min. 15 attempts).
- ▶ In 2011, set an NFL record with a 122.5 passer rating and set franchise marks for TD passes (45), passing yards (4,643), completion percentage (68.3), yards per attempt (9.25) and 300-yard games (eight) on his way to earning NFL Most Valuable Player honors from *The Associated Press*.

RB Eddie Lacy, 2nd Year, Alabama, D2-13

- ▶ With 2,317 rushing yards, passed John Brockington (2,132) for the most rushing yards by a Packers' running back in his first two NFL seasons.
- ▶ Became the first player in team history to post 1,000 rushing yards and 10-plus total TDs in both of his first two seasons.
- ▶ With 1,139 rushing yards this season, is the fifth player in franchise history to record consecutive 1,000-yard rushing seasons (Ryan Grant, 2008-09 / Ahman Green, 2000-04 / John Brockington, 1971-73 / Jim Taylor, 1960-64).
- ▶ Ranked No. 1 in the league among rookies and No. 8 among all players with 1,178 rushing yards last season, despite missing one full game and nearly all of another due to a concussion.
- ▶ Ranks No. 1 in franchise history for the most rushing yards by a rookie in a single season, No. 1 in attempts (284), and tied for No. 1 for most 100-yard rushing games with four (John Brockington, four in 1971).
- ▶ Became the first Green Bay rookie RB to be selected to the Pro Bowl since Brockington in 1971 and was named Rookie of the Year by PFWA.

FB John Kuhn, 9th Year, Shippensburg, W-07 (Pit)

- ▶ Selected to the Pro Bowl for the second time in 2014. His first selection came in 2011, when he was the first Green Bay fullback to be honored since William Henderson in 2004.
- ▶ Has played in 123 of 128 games (134 of 139 including playoffs) during his six-plus seasons in Green Bay, appearing in all 16 regular-season contests in five of those seasons, including 2014.



PACKERS STARTERS – DEFENSE

LDE Datone Jones, 2nd Year, UCLA, D1-13

- ▶ Registered first career interception in a Week 16 at Tampa Bay.
- ▶ Overcame an ankle injury during the preseason to play in all 16 games in 2013.
- ▶ Rotated at defensive end and as one of the interior rushers in the team's sub-defenses, recording 3.5 sacks.
- ▶ Blocked an extra point at Cincinnati in Week 3 last year.
- ▶ Was the first UCLA defensive lineman selected in the first round since DT Manu Tuaiasopo in 1979 (No. 18 overall, Seattle).

NT Letroy Guion, 7th Year, Florida State, FA-14

- ▶ Signed with Green Bay this past offseason after spending his first six NFL seasons with the Minnesota Vikings after being selected in the fifth round of the 2008 NFL Draft.
- ▶ Started all 28 games he appeared in for Minnesota over the past two seasons, recording 72 tackles (32 solo) and three sacks over that span.
- ▶ Was the only Viking to block a field goal in both 2011 and 2012.

RDE Mike Daniels, 3rd Year, Iowa, D4a-12

- ▶ Ranks second on the team with 12.0 sacks since the start of the 2013 regular season (LB Clay Matthews-18.5).
- ▶ Started all 16 games for the first time in his career in 2014 and finished first on the Packers defensive line with 5.5 sacks while setting a career high with 69 tackles.
- ▶ Returned a fumble 43 yards for a TD vs. Detroit in Week 14 of 2012, the longest fumble return for a TD by a rookie in franchise history.
- ▶ Starred as an interior pass rusher at Iowa, posting a team-high 24.5 tackles for a loss and 13 sacks from 2010-11.

LOLB Clay Matthews, 6th Year, Southern California, D1b-09

- ▶ Tied for No. 5 in the NFL since entering the league in 2009 with 61.0 sacks. His sack total ranks No. 3 in team history (since 1982).
- ▶ With a team-high 11.0 sacks this season, is now tied for the most 10-plus sack seasons in franchise history (four).
- ▶ Was named to the Pro Bowl for the fifth time in 2014. Became the first Packer in team history to earn Pro Bowl recognition in each of his first four seasons in the NFL (2009-12).
- ▶ Is the only player in franchise history to score a defensive TD (interception or fumble return) in each of his first three seasons in the NFL (2009-11).
- ▶ Named first-team All-Pro by *The Associated Press* in 2010, the first Green Bay LB to earn that honor since Tim Harris in 1989. Finished second to Pittsburgh safety Troy Polamalu in the AP's Defensive Player of the Year voting.

BLB A.J. Hawk, 9th Year, Ohio State, D1-06

- ▶ Ranks No. 1 in franchise history (since 1975) with 1,118 tackles.
- ▶ His 93 tackles this season ranked No. 3 on the team. Led the team with 153 tackles (112 solo) last season and was tied for No. 3 on the club with a career-high five sacks.
- ▶ Has either led the team or finished second in tackles in six of his seven seasons in Green Bay. Led the team with 142 tackles (105 solo) in 2012.
- ▶ Has appeared in 141 of a possible 143 regular-season games in his career, starting 137 of 141.
- ▶ Has posted 1,118 tackles, 17.0 sacks, nine interceptions, 39 passes defended, three forced fumbles and five fumble recoveries during his career.

MLB Sam Barrington, 2nd Year, South Florida, D7c-13

- ▶ Provided depth at inside linebacker this season, starting six games and registering a career-best 68 tackles and one sack.
- ▶ Appeared in seven games as a rookie in 2013, seeing time exclusively on special teams.
- ▶ Sustained a season-ending hamstring injury vs. Chicago in Week 9 last year.
- ▶ Earned second-team All-Big East recognition as a senior in 2012 after

posting a career-high 80 tackles (49 solo), including 6.5 tackles for loss, 3.5 sacks, two forced fumbles and three passes defended.

ROLB Julius Peppers, 13th Year, North Carolina, FA-14

- ▶ Signed with Green Bay during the offseason after playing the last four seasons for Chicago and the first eight of his career for Carolina after being selected as the No. 2 overall pick in 2002.
- ▶ Only player in NFL history with 10 interceptions and at least 100 sacks.
- ▶ Has been selected to the Pro Bowl eight times (2004-06, 2008-12) and has been named first-team All-Pro by *The Associated Press* three times (2004, 2006, 2010). Was named to the NFL's All-Decade Team for the 2000s.
- ▶ Has played in 112 consecutive regular-season games.
- ▶ Ranks No. 3 in the league in sacks (125.5) and No. 3 in forced fumbles (43) since entering the NFL in 2002. His sack total ranks No. 16 in NFL history (since 1982).
- ▶ Has blocked 13 kicks (12 field goals, one extra point) during his career.

LCB Tramon Williams, 8th Year, Louisiana Tech, FA-06

- ▶ Ranks No. 2 in the league in interceptions (22) and ranks No. 4 in the NFL in INT return yards (325) since 2010 (including playoffs).
- ▶ Started all 16 games for the third season in a row and tied for the team lead with three interceptions.
- ▶ Led the secondary with a career-high 91 tackles (68 solo) and a career-best 2.5 sacks in 2013. Added three interceptions, two fumble recoveries, two forced fumbles and 14 passes defended.
- ▶ With three interceptions during the 2010 playoffs, tied Joe Laws (1944) and Craig Newsome (1996) for the franchise single-postseason record.

RCB Sam Shields, 5th Year, Miami, FA-10

- ▶ Finished second on the team with 13 passes defended in 2014 to go along with two interceptions.
- ▶ Started all 14 games he appeared in last season and led the team with four INTs (tied career high) and a career-best 25 passes defended.
- ▶ Was limited to 10 games with eight starts in 2012 due to injury, but registered 38 tackles (28 solo), three interceptions, 15 passes defended (No. 3 on the team) and a sack.
- ▶ Made an impact in 2010 after making the team as a non-drafted rookie, earning the nickel CB job despite playing the position only one season in college.
- ▶ In Green Bay's NFC Championship win over Chicago in the 2010 season, became the first rookie in NFL history to record two INTs and a sack in a postseason contest.

SS Morgan Burnett, 5th Year, Georgia Tech, D3-10

- ▶ Finished with a team-high 125 tackles this season, the second most of his career (137 in 2012). Ranked No. 2 on the team with 106 tackles (77 solo) in 2013, despite missing the first three games due to injury. Recovered three fumbles, including one for a TD, and added nine passes defended.
- ▶ Participated in all 1,088 plays for Green Bay's defense in 2012, one of only four non-offensive linemen in the NFL to appear in 100 percent of his team's snaps.
- ▶ Enjoyed his first full season as a pro in 2011, joining DT B.J. Raji as the only two Green Bay defensive players to start all 16 regular-season games.
- ▶ Started the first four games of the 2010 season at SS before sustaining a season-ending knee injury vs. Detroit in Week 4.

FS Ha Ha Clinton-Dix, Rookie, Alabama, D1-14

- ▶ Started 10 of 16 games this season, finishing second on the team in tackles (95).
- ▶ Was the second safety ever drafted by Green Bay in the first round (Alabama S George Teague, No. 29 overall in 1993).
- ▶ Was a consensus All-America selection in 2013 as a junior, earning first-team recognition from *The Associated Press*, the Football Writers Association of America and *Sporting News*.

No	ALPHABETICAL ROSTER	Pos	Ht	Wt	Birthdate	NFL Exp	College	High School	Hometown
17	Adams, Davante	WR	6-1	215	12/24/92	R	Fresno State		Palo Alto, Calif.
69	Bakhtiari, David	T	6-4	310	9/30/91	2	Colorado		San Mateo, Calif.
32	Banjo, Chris	S	5-10	207	2/26/90	2	SMU		Sugar Land, Texas
58	Barrington, Sam	LB	6-1	240	10/5/90	2	South Florida		Jacksonville, Fla.
86	Bostick, Brandon	TE	6-3	250	5/3/89	2	Newberry		Florence, S.C.
93	Boyd, Josh	DT	6-3	310	8/3/89	2	Mississippi State		Philadelphia, Miss.
11	Boykin, Jarrett	WR	6-2	218	11/4/89	3	Virginia Tech		Matthews, N.C.
54	Bradford, Carl	LB	6-1	252	8/15/92	R	Arizona State		Norco, Calif.
75	Bulaga, Bryan	T	6-5	314	3/21/89	5	Iowa		Woodstock, Ill.
42	Burnett, Morgan	S	6-1	209	1/13/89	5	Georgia Tech		College Park, Ga.
24	Bush, Jarrett	CB	6-0	200	5/21/84	9	Utah State		Vacaville, Calif.
21	Clinton-Dix, Ha Ha	S	6-1	208	12/21/92	R	Alabama		Orlando, Fla.
18	Cobb, Randall	WR	5-10	192	8/22/90	4	Kentucky		Alcoa, Tenn.
2	Crosby, Mason	K	6-1	207	9/3/84	8	Colorado		Georgetown, Texas
76	Daniels, Mike	DT	6-0	305	5/5/89	3	Iowa		Blackwood, N.J.
91	Elliott, Jayrone	LB	6-3	255	11/11/91	R	Toledo		Cleveland, Ohio
10	Flynn, Matt	QB	6-2	225	6/20/85	7	Louisiana State		Tyler, Texas
99	Gaston, Bruce	DT	6-2	310	11/29/91	R	Purdue		Chicago, Ill.
72	Gerhart, Garth	C	6-1	310	10/21/88	1	Arizona State		Norco, Calif.
61	Goode, Brett	LS	6-1	255	11/2/84	7	Arkansas		Fort Smith, Ark.
39	Goodson, Demetri	CB	5-11	197	6/11/89	R	Baylor		Spring, Texas
98	Guion, Letroy	DT	6-4	315	6/21/87	7	Florida State		Starke, Fla.
26	Harris, DuJuan	RB	5-8	203	9/3/88	2	Troy		Brooksville, Fla.
50	Hawk, A.J.	LB	6-1	235	1/6/84	9	Ohio State		Centerville, Ohio
29	Hayward, Casey	CB	5-11	192	9/9/89	3	Vanderbilt		Perry, Ga.
31	House, Davon	CB	6-0	195	7/10/89	4	New Mexico State		Palmdale, Calif.
33	Hyde, Micah	DB	6-0	197	12/31/90	2	Iowa		Fostoria, Ohio
83	Janis, Jeff	WR	6-3	219	6/24/91	R	Saginaw Valley State		Tawas City, Mich.
59	Jones, Brad	LB	6-3	242	4/1/86	6	Colorado		East Lansing, Mich.
95	Jones, Datone	DE	6-4	285	7/24/90	2	UCLA		Compton, Calif.
30	Kuhn, John	FB	6-0	250	9/9/82	9	Shippensburg		York, Pa.
27	Lacy, Eddie	RB	5-11	230	6/2/90	2	Alabama		Geismar, La.
70	Lang, T.J.	G	6-4	318	9/20/87	6	Eastern Michigan		Birmingham, Mich.
63	Linsley, Corey	C	6-3	301	7/27/91	R	Ohio State		Boardman, Ohio
8	Masthay, Tim	P	6-1	200	3/16/87	5	Kentucky		Murray, Ky.
52	Matthews, Clay	LB	6-3	255	5/14/86	6	Southern California		Agoura Hills, Calif.
96	Neal, Mike	LB/DE	6-3	285	6/26/87	5	Purdue		Merrillville, Ind.
87	Nelson, Jordy	WR	6-3	217	5/31/85	7	Kansas State		Riley, Kan.
64	Pennel, Mike	DT	6-4	332	5/9/91	R	Colorado State-Pueblo		Aurora, Colo.
56	Peppers, Julius	LB	6-7	287	1/18/80	13	North Carolina		Bailey, N.C.
80	Perillo, Justin	TE	6-3	250	1/5/91	R	Maine		Wilmington, Del.
53	Perry, Nick	LB	6-3	265	4/12/90	3	Southern California		Detroit, Mich.
81	Quarless, Andrew	TE	6-4	252	10/6/88	5	Penn State		Uniondale, N.Y.
28	Richardson, Sean	S	6-2	216	1/21/90	3	Vanderbilt		Linden, Ala.
12	Rodgers, Aaron	QB	6-2	225	12/2/83	10	California		Chico, Calif.
89	Rodgers, Richard	TE	6-4	257	1/22/92	R	California		Shrewsbury, Mass.
37	Shields, Sam	CB	5-11	184	12/8/87	5	Miami		Sarasota, Fla.
71	Sitton, Josh	G	6-3	318	6/16/86	7	Central Florida		Pensacola, Fla.
44	Starks, James	RB	6-2	218	2/25/86	5	Buffalo		Niagara Falls, N.Y.
65	Taylor, Lane	G	6-3	324	11/22/89	2	Oklahoma State		Arlington, Texas
16	Tolzien, Scott	QB	6-2	213	9/4/87	4	Wisconsin		Palatine, Ill.
73	Tretter, JC	C/G	6-4	307	2/12/91	2	Cornell		Akron, N.Y.
38	Williams, Tramon	CB	5-11	191	3/16/83	8	Louisiana Tech		Napoleonville, La.

Practice Squad

1	Gillett, Alex	WR	6-1	214	5/17/91	1	Eastern Michigan		Fremont, Ohio
40	Glover-Wright, Tay	CB	6-0	175	6/28/92	R	Utah State		Smyrna, Ga.
20	Fanor, Jean	S	6-0	205	6/17/89	1	Bethune-Cookman		Miami, Fla.
49	Hubbard, Adrian	LB	6-6	257	2/27/92	R	Alabama		Norcross, Ga.
74	Madsen, Joe	C	6-3	305	9/1/89	1	West Virginia		Chardon, Ohio
34	Neal, Rajion	RB	5-11	220	3/28/92	R	Tennessee		Tyrone, Ga.
48	Thomas, Joe	LB	6-1	227	5/6/91	R	South Carolina State		Blackville, S.C.
60	Vujnovich, Jeremy	T	6-5	300	10/12/90	R	Louisiana College		Belle Chasse, La.
79	Walker, Josh	G	6-5	328	6/2/91	R	Middle Tennessee State		Spring City, Tenn.
19	White, Myles	WR	6-0	190	3/30/90	2	Louisiana Tech		Livonia, Mich.

Injured Reserve

84	Abbrederis, Jared	WR	6-1	195	12/17/90	R	Wisconsin		Wautoma, Wis.
77	Adams, Aaron	T	6-5	303	5/16/89	1	Eastern Kentucky		Greenacres, Fla.
67	Barclay, Don	T/G	6-4	305	4/18/89	3	West Virginia		Harmony, Pa.
13	Dorsey, Kevin	WR	6-1	207	2/23/90	2	Maryland		Forestville, Md.
57	Lattimore, Jamari	LB	6-2	229	10/6/88	4	Middle Tennessee State		Hialeah, Fla.
55	Mulumba, Andy	LB	6-3	260	1/31/90	2	Eastern Michigan		Montreal, Quebec
51	Palmer, Nate	LB	6-2	248	9/23/89	2	Illinois State		Chicago, Ill.
90	Raji, B.J.	DT	6-2	337	7/11/86	6	Boston College		Washington Township, N.J.
97	Robinson, Luther	DT	6-3	301	2/24/91	R	Miami		Fort Pierce, Fla.
94	Thornton, Khyri	DT	6-3	304	11/21/89	R	Southern Mississippi		Panama City, Fla.

No	NUMERICAL ROSTER	Pos	Ht	Wt	Age	NFL Exp	College	How Acquired	Reg. season GP/GS/DNP/IA
2	Mason Crosby	K	6-1	207	30	8	Colorado	D6c-07	16/0/0/0
8	Tim Masthay	P	6-1	200	27	5	Kentucky	FA-10	16/0/0/0
10	Matt Flynn	QB	6-2	225	29	7	Louisiana State	FA-13 (D7a-08)	7/0/9/0
11	Jarrett Boykin	WR	6-2	218	25	3	Virginia Tech	FA-12	16/3/0/3
12	Aaron Rodgers	QB	6-2	225	31	10	California	D1-05	16/16/0/0
16	Scott Tolzien	QB	6-2	213	27	4	Wisconsin	FA-13	0/0/1/15
17	Davante Adams	WR	6-1	215	22	R	Fresno State	D2-14	16/10/0/0
18	Randall Cobb	WR	5-10	192	24	4	Kentucky	D2-11	16/16/0/0
21	Ha Ha Clinton-Dix	S	6-1	208	22	R	Alabama	D1-14	16/10/0/0
24	Jarrett Bush	CB	6-0	200	30	9	Utah State	W-06 (Car)	15/0/0/1
26	DuJuan Harris	RB	5-8	203	26	2	Troy	FA-12	16/0/0/0
27	Eddie Lacy	RB	5-11	230	24	2	Alabama	D2-13	16/16/0/0
28	Sean Richardson	S	6-2	216	24	3	Vanderbilt	FA-12	16/0/0/0
29	Casey Hayward	CB	5-11	192	25	3	Vanderbilt	D2b-12	16/1/0/0
30	John Kuhn	FB	6-0	250	32	9	Shippensburg	W-07 (Pit)	16/2/0/0
31	Davon House	CB	6-0	195	25	4	New Mexico State	D4-11	13/4/0/3
32	Chris Banjo	S	5-10	207	24	2	SMU	FA-13	3/0/0/0
33	Micah Hyde	DB	6-0	197	24	2	Iowa	D5a-13	16/12/0/0
37	Sam Shields	CB	5-11	184	27	5	Miami	FA-10	14/14/0/2
38	Tramon Williams	CB	5-11	191	31	8	Louisiana Tech	FA-06	16/16/0/0
39	Demetri Goodson	CB	5-11	197	25	R	Baylor	D6-14	6/0/0/10
42	Morgan Burnett	S	6-1	209	25	5	Georgia Tech	D3-10	15/15/0/1
44	James Starks	RB	6-2	218	28	5	Buffalo	D6-10	16/0/0/0
50	A.J. Hawk	LB	6-1	235	31	9	Ohio State	D1-06	16/13/0/0
52	Clay Matthews	LB	6-3	255	28	6	Southern California	D1b-09	16/16/0/0
53	Nick Perry	LB	6-3	265	24	3	Southern California	D1-12	15/4/0/1
54	Carl Bradford	LB	6-1	252	22	R	Arizona State	D4-14	0/0/0/16
56	Julius Peppers	LB	6-7	287	34	13	North Carolina	FA-14	16/16/0/0
58	Sam Barrington	LB	6-1	240	24	2	South Florida	D7c-13	14/7/0/2
59	Brad Jones	LB	6-3	242	28	6	Colorado	D7-09	13/1/0/3
61	Brett Goode	LS	6-1	255	30	7	Arkansas	FA-08	16/0/0/0
63	Corey Linsley	C	6-3	301	23	R	Ohio State	D5a-14	16/16/0/0
64	Mike Pennel	DT	6-4	332	23	R	Colorado State-Pueblo	FA-14	13/0/1/2
65	Lane Taylor	G	6-3	324	25	2	Oklahoma State	FA-13	16/0/0/0
69	David Bakhtiari	T	6-4	310	23	2	Colorado	D4a-13	16/16/0/0
70	T.J. Lang	G	6-4	318	27	6	Eastern Michigan	D4-09	16/16/0/0
71	Josh Sitton	G	6-3	318	28	7	Central Florida	D4b-08	16/16/0/0
72	Garth Gerhart	C	6-1	310	26	1	Arizona State	FA-13	2/0/3/11
73	JC Tretter	C/G	6-4	307	23	2	Cornell	D4b-13	8/0/0/0
75	Bryan Bulaga	T	6-5	314	25	5	Iowa	D1-10	15/15/0/1
76	Mike Daniels	DT	6-0	305	25	3	Iowa	D4a-12	16/16/0/0
80	Justin Perillo	TE	6-3	250	24	R	Maine	FA-14	2/0/0/5
81	Andrew Quarless	TE	6-4	252	26	5	Penn State	D5a-10	16/11/0/0
83	Jeff Janis	WR	6-3	219	23	R	Saginaw Valley State	D7-14	3/0/0/13
86	Brandon Bostick	TE	6-3	250	25	2	Newberry	FA-12	13/0/0/3
87	Jordy Nelson	WR	6-3	217	29	7	Kansas State	D2a-08	16/16/0/0
89	Richard Rodgers	TE	6-4	257	22	R	California	D3b-14	16/5/0/0
91	Jayrone Elliott	LB	6-3	255	23	R	Toledo	FA-14	13/0/0/3
93	Josh Boyd	DT	6-3	310	25	2	Mississippi State	D5b-13	15/3/0/1
95	Datone Jones	DE	6-4	285	24	2	UCLA	D1-13	13/3/0/3
96	Mike Neal	LB/DE	6-3	285	27	5	Purdue	D2-10	16/3/0/0
98	Letroy Guion	DT	6-4	315	27	7	Florida State	FA-14	16/16/0/0
99	Bruce Gaston	DT	6-2	310	23	R	Purdue	FA-14	0/0/0/4
Practice Squad									
1	Alex Gillett	WR	6-1	214	23	1	Eastern Michigan	FA-13	0/0/0/0
19	Myles White	WR	6-0	190	24	2	Louisiana Tech	FA-13	0/0/0/0
20	Jean Fanor	S	6-0	205	25	1	Bethune-Cookman	FA-14	0/0/0/0
34	Rajion Neal	RB	5-11	220	22	R	Tennessee	FA-14	0/0/0/0
40	Tay Glover-Wright	CB	6-0	175	22	R	Utah State	FA-14	0/0/0/0
48	Joe Thomas	LB	6-1	227	23	R	South Carolina State	FA-14	0/0/0/0
49	Adrian Hubbard	LB	6-6	257	22	R	Alabama	FA-14	0/0/0/0
60	Jeremy Vujnovich	T	6-5	300	24	R	Louisiana College	FA-14	0/0/0/0
74	Joe Madsen	C	6-3	305	25	1	West Virginia	FA-14	0/0/0/0
79	Josh Walker	G	6-5	328	23	R	Middle Tennessee State	FA-14	0/0/0/0
Injured Reserve									
13	Kevin Dorsey	WR	6-1	207	24	2	Maryland	D7b-13	3/0/0/0
51	Nate Palmer	LB	6-2	248	25	2	Illinois State	D6-13	0/0/0/0
55	Andy Mulumba	LB	6-3	260	24	2	Eastern Michigan	FA-13	2/0/0/0
57	Jamari Lattimore	LB	6-2	229	26	4	Middle Tennessee State	FA-11	11/5/0/2
67	Don Barclay	T/G	6-4	305	25	3	West Virginia	FA-12	0/0/0/0
77	Aaron Adams	T	6-5	303	25	1	Eastern Kentucky	FA-13	0/0/0/0
84	Jared Abbrederis	WR	6-1	195	24	R	Wisconsin	D5b-14	0/0/0/0
90	B.J. Raji	DT	6-2	337	28	6	Boston College	D1a-09	0/0/0/0
94	Khyri Thornton	DT	6-3	304	25	R	Southern Mississippi	D3a-14	0/0/0/0
97	Luther Robinson	DT	6-3	301	23	R	Miami	FA-14	4/0/1/2

2014 REGULAR-SEASON STATISTICS

	Packers	Opponent
TOTAL FIRST DOWNS	356	339
Rushing	104	116
Passing	222	196
Penalty	30	27
3rd Down: Made/Att.	93/197	83/206
3rd Down Pct.	47.2	40.3
4th Down: Made/Att.	4/10	15/28
4th Down Pct.	40.0	53.6
POSSESSION AVG.	30:32	29:28
TOTAL NET YARDS	6178	5542
Avg. Per Game	386.1	346.4
Total Plays	1001	1054
Avg. Per Play	6.2	5.3
NET YARDS RUSHING	1917	1919
Avg. Per Game	119.8	119.9
Total Rushes	435	449
NET YARDS PASSING	4261	3623
Avg. Per Game	266.3	226.4
Sacked/Yards Lost	30/186	41/261
Gross Yards	4447	3884
Att./Completions	536/349	564/333
Completion Pct.	65.1	59.0
HAD INTERCEPTED	6	18
PUNTS/AVERAGE	51/42.3	62/43.4
Net Punting Avg.	37.0	36.7
PENALTIES/YARDS	92/775	104/945
FUMBLES/BALL LOST	19/7	20/9
TOUCHDOWNS	58	40
Rushing	14	11
Passing	38	26
Returns	6	3

SCORE BY PERIODS

	Q1	Q2	Q3	Q4	OT	PTS
PACKERS	151	159	84	92	0	486
OPPONENTS	58	88	69	133	0	348

SCORING

	TD	-Ru	-Pa	-Rt	K-PAT	FG	S	PTS
Mason Crosby	0	0	0	0	53/55	27/33	0	134
Eddie Lacy	13	9	4	0			0	78
Jordy Nelson	13	0	13	0			0	78
Randall Cobb	12	0	12	0			0	74
Davante Adams	3	0	3	0			0	18
Andrew Quarless	3	0	3	0			0	18
Casey Hayward	2	0	0	2			0	12
Micah Hyde	2	0	0	2			0	12
Julius Peppers	2	0	0	2			0	12
Aaron Rodgers	2	2	0	0			0	12
Richard Rodgers	2	0	2	0			0	12
James Starks	2	2	0	0			0	12
Brandon Bostick	1	0	1	0			0	6
John Kuhn	1	1	0	0			0	6
PACKERS	58	14	38	6	53/55	27/33	1	486
OPPONENTS	40	11	26	3	37/37	21/24	3	348

2-Pt Conversions: Cobb, Packers 1-3, Opponents 1-3

SACKS: Clay Matthews 11, Julius Peppers 7, Mike Daniels 5.5, Mike Neal 4.5, Letroy Guion 3.5, Nick Perry 3, Morgan Burnett 1.5, Datone Jones 1.5, Sam Barrington 1, Ha Ha Clinton-Dix 1, Micah Hyde 1, A.J. Hawk 0.5, PACKERS 41, OPPONENTS 30

PASSING

	Att	Cmp	Yds	Cmp%	Yds/Att	TD	TD%	Int	Int%	Long	Sack/Lost	Rating
Aaron Rodgers	520	341	4381	65.6	8.43	38	7.3	5	1.0	80t	28/174	112.2
Matt Flynn	16	8	66	50.0	4.13	0	0.0	1	6.3	14	2/12	34.9
PACKERS	536	349	4447	65.1	8.30	38	7.1	6	1.1	80t	30/186	109.9
OPPONENTS	564	333	3884	59.0	6.89	26	4.6	18	3.2	79	41/261	82.0

RUSHING	No	Yds	Avg	Long	TD
Eddie Lacy	246	1139	4.6	44t	9
James Starks	85	333	3.9	41	2
Aaron Rodgers	43	269	6.3	19	2
John Kuhn	24	85	3.5	11	1
DuJuan Harris	16	64	4.0	12	0
Randall Cobb	11	37	3.4	12	0
Matt Flynn	10	-10	-1.0	-1	0
PACKERS	435	1917	4.4	44t	14
OPPONENTS	449	1919	4.3	40	11

RECEIVING	No	Yds	Avg	Long	TD
Jordy Nelson	98	1519	15.5	80t	13
Randall Cobb	91	1287	14.1	70t	12
Eddie Lacy	42	427	10.2	67	4
Davante Adams	38	446	11.7	45	3
Andrew Quarless	29	323	11.1	34	3
Richard Rodgers	20	225	11.3	43	2
James Starks	18	140	7.8	28	0
John Kuhn	4	23	5.8	9	0
Jarrett Boykin	3	23	7.7	11	0
Jeff Janis	2	16	8.0	9	0
Brandon Bostick	2	3	1.5	2	1
DuJuan Harris	1	11	11.0	11	0
Kevin Dorsey	1	4	4.0	4	0
PACKERS	349	4447	12.7	80t	38
OPPONENTS	333	3884	11.7	79	26

INTERCEPTIONS	No	Yds	Avg	Long	TD
Casey Hayward	3	113	37.7	82t	1
Tramon Williams	3	2	0.7	2	0
Julius Peppers	2	101	50.5	52t	2
Sam Shields	2	62	31.0	62	0
Micah Hyde	2	9	9.0	9	0
Clay Matthews	1	40	40.0	40	0
Morgan Burnett	1	32	32.0	32	0
Datone Jones	1	18	18.0	18	0
Jamari Lattimore	1	10	10.0	10	0
Ha Ha Clinton-Dix	1	9	9.0	9	0
Davon House	1	0	0.0	0	0
PACKERS	18	396	22.0	82t	3
OPPONENTS	6	80	13.3	28	0

PUNTING	No	Yds	Avg	Net	TB	In 20	LG	Bik
Tim Masthay	49	2159	44.1	37.0	4	14	63	2
PACKERS	51	2159	42.3	37.0	4	14	63	2
OPPONENTS	62	2691	43.4	36.7	4	19	67	0

PUNT RETURNS	Ret	FC	Yds	Avg	Long	TD
Randall Cobb	14	9	112	8.0	24	0
Micah Hyde	14	3	221	15.8	75t	2
Ha Ha Clinton-Dix	1	0	0	0.0	0	0
PACKERS	29	12	333	11.5	75t	2
OPPONENTS	22	10	191	8.7	75t	1

KICKOFF RETURNS	No	Yds	Avg	Long	TD
DuJuan Harris	22	456	20.7	41	0
Micah Hyde	4	96	24.0	28	0
Jarrett Boykin	1	3	3.0	3	0
Randall Cobb	1	0	0.0	0	0
Jordy Nelson	1	0	0.0	0	0
PACKERS	29	555	19.1	41	0
OPPONENTS	58	1421	24.5	101t	1

FIELD GOALS	1-19	20-29	30-39	40-49	50+
Mason Crosby	0/0	7/7	11/12	5/7	4/7
PACKERS	0/0	7/7	11/12	5/7	4/7
OPPONENTS	0/0	5/5	9/9	3/5	4/5

Crosby: (23G) (31G, 20G, 55G) () (53G, 38B) () (43G, 30G) (34G) (31G, 49G, 27G) (20G, 52G) (27G, 33G, 50N) (48G) (32G, 35G, 33G, 40N, 28G), (38G, 33G, 53G) (45G, 53B, 34G) (48N, 42G, 25G) (52B)
Opponents: (35G, 20G) (52G) (30G, 41N) (23G) (26G) (48G) (33G), (31G, 29G, 37G) (33G, 33G) () (39G, 51G) (47N) (53B, 50G) (27G, 51G, 35G, 48G) (43G) ()



2014 REGULAR-SEASON DEFENSIVE STATISTICS

Official totals – based on coaches' film review, through Dec. 28 vs. Detroit

Player	Total			Sacks/ Yards	Int/ Yards	Fum Rec	For Fum	Pass Def
	Tackles	Solo	Asst					
Morgan Burnett.....	125	99	26	1.5/13.0	1/32	1	1	6
Ha Ha Clinton-Dix.....	95	73	22	1.0/0.0	1/9	0	0	11
A.J. Hawk.....	93	64	29	0.5/0.0	0/0	0	0	4
Tramon Williams.....	78	62	16	0.0/0.0	3/2	1	0	16
Clay Matthews.....	69	53	16	11.0/58.0	1/40	0	2	6
Mike Daniels.....	69	42	27	5.5/45.5	0/0	0	0	0
Sam Barrington.....	68	42	26	1.0/9.0	0/0	0	0	2
Letroy Guion.....	62	31	31	3.5/26.0	0/0	0	1	1
Micah Hyde.....	55	46	9	1.0/7.0	2/9	0	0	12
Julius Peppers.....	45	33	12	7.0/41.5	2/101	3	4	11
Jamari Lattimore.....	43	26	17	0.0/0.0	1/10	0	0	2
Sam Shields.....	42	32	10	0.0/0.0	2/62	0	0	13
Mike Neal.....	41	27	14	4.5/31.5	0/0	0	0	0
Josh Boyd.....	34	18	16	0.0/0.0	0/0	0	0	0
Casey Hayward.....	32	27	5	0.0/0.0	3/113	2	0	6
Datone Jones.....	30	16	14	1.5/7.5	1/18	0	0	2
Nick Perry.....	24	21	3	3.0/22.0	0/0	1	1	2
Davon House.....	24	17	7	0.0/0.0	1/0	0	1	11
Mike Pennel.....	18	7	11	0.0/0.0	0/0	0	0	0
Sean Richardson.....	16	12	4	0.0/0.0	0/0	0	0	1
Brad Jones.....	13	10	3	0.0/0.0	0/0	0	0	2
Jarrett Bush.....	7	6	1	0.0/0.0	0/0	0	0	1
Luther Robinson.....	4	0	4	0.0/0.0	0/0	0	0	1
Jayrone Elliott.....	3	3	0	0.0/0.0	0/0	0	0	0
Totals.....	1,090	767	323	41.0/261.0	18/396	8	10	110

SPECIAL TEAMS

Player	TT	FR	FF
Sean Richardson.....	17	0	0
Jayrone Elliott.....	15	0	0
Morgan Burnett.....	11	0	0
Jarrett Bush.....	11	0	0
Brad Jones.....	9	0	0
Casey Hayward.....	7	0	0
Demetri Goodson.....	6	0	0
Jarrett Boykin.....	4	0	2
Davon House.....	4	0	0
Jamari Lattimore.....	4	0	0
Chris Banjo.....	3	0	0
Sam Barrington.....	3	0	0
Brandon Bostick.....	3	0	0
Ha Ha Clinton-Dix.....	3	1	0
Mason Crosby.....	2	0	0
Kevin Dorsey.....	2	0	0
DuJuan Harris.....	2	0	0
Micah Hyde.....	2	0	0
David Bakhtiari.....	1	0	0
John Kuhn.....	1	0	0
Andy Mulumba.....	1	0	0
Nick Perry.....	1	0	0
Ryan Taylor.....	1	0	0
Totals.....	113	1	2

BLOCKED KICKS

Player	PAT	FG	P
Brad Jones.....	0	1	0
Totals.....	0	1	0

DEFENSIVE SCORING

Player	TD	Int Fum		Safeties
		Ret	Ret	
Casey Hayward.....	2	1	1	0
Julius Peppers.....	2	2	0	0
Totals.....	4	3	1	0

Defensive touchdowns (2):

Peppers — 49-yard INT return vs. Minnesota (10/2);
 52-yard INT return vs. Philadelphia (11/16)
 Hayward — 82-yard INT return vs. Chicago (11/9);
 49-yard fumble return vs. Philadelphia (11/16)

MISCELLANEOUS TACKLES

Player	Tackles
Corey Linsley.....	3
Davante Adams.....	1
Matt Flynn.....	1
Eddie Lacy.....	1
Aaron Rodgers.....	1
Richard Rodgers.....	1
James Starks.....	1
Totals.....	9

2014 POSTSEASON STATISTICS

	Packers	Opponent
TOTAL FIRST DOWNS	23	21
Rushing	6	9
Passing	16	9
Penalty	1	3
3rd Down: Made/Att	9/14	4/8
3rd Down Pct.	64.3	50.0
4th Down: Made/Att	0/0	0/1
4th Down Pct.	0.0	0.0
POSSESSION AVG.	29:21	30:39
TOTAL NET YARDS	425	315
Avg. Per Game	425.0	315.0
Total Plays	66	51
Avg. Per Play	6.4	6.2
NET YARDS RUSHING	119	145
Avg. Per Game	119.0	145.0
Total Rushes	30	28
NET YARDS PASSING	306	170
Avg. Per Game	306.0	170.0
Sacked/Yards Lost	1/10	4/21
Gross Yards	316	191
Att./Completions	35/24	19/15
Completion Pct.	68.6	78.9
HAD INTERCEPTED	0	0
PUNTS/AVERAGE	2/37.5	2/48.5
Net Punting Avg.	34.0	38.5
PENALTIES/YARDS	10/87	5/35
FUMBLES/BALL LOST	3/1	3/1
TOUCHDOWNS	3	3
Rushing	0	1
Passing	3	2
Returns	0	0

SCORE BY PERIODS

	Q1	Q2	Q3	Q4	OT	PTS
PACKERS	7	3	10	6	0	26
OPPONENTS	7	7	7	0	0	21

SCORING

	TD	-Ru	-Pa	-Rt	K-PAT	FG	S	PTS
Mason Crosby	0	0	0	0	2/2	2/2	0	8
Davante Adams	1	0	1	0			0	6
Andrew Quarless	1	0	1	0			0	6
Richard Rodgers	1	0	1	0			0	6
PACKERS	3	0	3	0	2/2	2/2	0	26
OPPONENTS	3	1	2	0	3/3	0/1	0	21

2-Pt Conversions: Packers 0-1, Opponents 0-0

SACKS: Nick Perry 1.5, Julius Peppers 1, Mike Daniels 0.5, Datone Jones 0.5, Mike Neal 0.5, PACKERS 4, OPPONENTS 1

RUSHING

	No	Yds	Avg	Long	TD
Eddie Lacy	19	101	5.3	29	0
James Starks	5	16	3.2	6	0
John Kuhn	1	4	4.0	4	0
Randall Cobb	1	2	2.0	2	0
Aaron Rodgers	4	-4	-1.0	0	0
PACKERS	30	119	4.0	29	0
OPPONENTS	28	145	5.2	30	1

RECEIVING

	No	Yds	Avg	Long	TD
Randall Cobb	8	116	14.5	31	0
Davante Adams	7	117	16.7	46t	1
Andrew Quarless	4	31	7.8	13	1
Jordy Nelson	2	22	11.0	11	0
Richard Rodgers	1	13	13.0	13t	1
Eddie Lacy	1	10	10.0	10	0
John Kuhn	1	7	7.0	7	0
PACKERS	24	316	13.2	46t	3
OPPONENTS	15	191	12.7	38t	2

INTERCEPTIONS

	No	Yds	Avg	Long	TD
PACKERS	0	0	---	---	0
OPPONENTS	0	0	---	---	0

PUNTING

	No	Yds	Avg	Net	TB	In 20	LG	Blk
Tim Masthay	2	75	37.5	34.0	0	0	40	0
PACKERS	2	75	37.5	34.0	0	0	40	0
OPPONENTS	2	97	48.5	38.5	1	0	60	0

PUNT RETURNS

	Ret	FC	Yds	Avg	Long	TD
Micah Hyde	0	1	0	---	---	0
PACKERS	0	1	0	---	---	0
OPPONENTS	2	0	7	3.5	4	0

KICKOFF RETURNS

	No	Yds	Avg	Long	TD
Randall Cobb	2	28	14.0	23	0
Micah Hyde	1	20	20.0	20	0
PACKERS	3	48	16.0	23	0
OPPONENTS	4	92	23.0	30	0

FIELD GOALS

	1-19	20-29	30-39	40-49	50+
Mason Crosby	0/0	0/0	1/1	1/1	0/0
PACKERS	0/0	0/0	1/1	1/1	0/0
OPPONENTS	0/0	0/0	0/0	0/0	0/1

Crosby: (40G, 30G)

Opponents: (50B)

PASSING

	Att	Cmp	Yds	Cmp%	Yds/Att	TD	TD%	Int	Int%	Long	Sack/Lost	Rating
Aaron Rodgers	35	24	316	68.6	9.03	3	8.6	0	0.0	46t	1/10	125.4
PACKERS	35	24	316	68.6	9.03	3	8.6	0	0.0	46t	1/10	125.4
OPPONENTS	19	15	191	78.9	10.05	2	10.5	0	0.0	38t	4/21	143.6



2014 POSTSEASON DEFENSIVE STATISTICS

Official totals – based on press-box totals, through Jan. 11 vs. Dallas

Player	Total			Sacks/ Yards	Int/ Yards	Fum Rec	For Fum	Pass Def
	Tackles	Solo	Asst					
Ha Ha Clinton-Dix	6	5	1	0.0/0.0	0/0	0	0	0
Mike Neal	6	4	2	0.5/1.5	0/0	0	0	0
Julius Peppers	6	4	2	1.0/5.0	0/0	0	2	0
Sam Barrington	6	3	3	0.0/0.0	0/0	0	0	0
Letroy Guion	5	3	2	0.0/0.0	0/0	0	0	0
Nick Perry	4	3	1	1.5/10.5	0/0	0	0	0
Clay Matthews	4	2	2	0.0/0.0	0/0	0	0	0
Morgan Burnett	3	2	1	0.0/0.0	0/0	0	0	0
Brad Jones	3	2	1	0.0/0.0	0/0	0	0	0
Mike Daniels	3	1	2	0.5/2.5	0/0	0	0	0
A.J. Hawk	3	1	2	0.0/0.0	0/0	0	0	0
Tramon Williams	2	2	0	0.0/0.0	0/0	0	0	1
Josh Boyd	2	1	1	0.0/0.0	0/0	0	0	0
Datone Jones	2	1	1	0.5/1.5	0/0	1	0	0
Sam Shields	2	1	1	0.0/0.0	0/0	0	0	1
Casey Hayward	1	1	0	0.0/0.0	0/0	0	0	0
Micah Hyde	1	1	0	0.0/0.0	0/0	0	0	0
Mike Pennel	1	1	0	0.0/0.0	0/0	0	0	0
Totals	60	38	22	4.0/21.0	0/0	1	2	2

MISCELLANEOUS TACKLES

Player	Tackles
Aaron Rodgers	1
Totals	1

SPECIAL TEAMS

Player	TT	FR	FF
Jayrone Elliott	2	0	0
Jarrett Boykin	1	0	0
Morgan Burnett	1	0	0
Jarrett Bush	1	0	0
Davon House	1	0	0
Brad Jones	1	0	0
Totals	7	0	0

BLOCKED KICKS

Player	PAT	FG	P
Datone Jones	0	1	0
Totals	0	1	0



ROSTER BY POSITION

QUARTERBACK (3)

Matt Flynn
Aaron Rodgers
Scott Tolzien

FULLBACK (1)

John Kuhn

RUNNING BACK (3)

DuJuan Harris
Eddie Lacy
James Starks

WIDE RECEIVER (5)

Davante Adams
Jarrett Boykin
Randall Cobb
Jeff Janis
Jordy Nelson

TIGHT END (4)

Brandon Bostick
Justin Perillo
Andrew Quarless
Richard Rodgers

OFFENSIVE LINE (8)

David Bakhtiari
Bryan Bulaga
Garth Gerhart
T.J. Lang
Corey Linsley
Josh Sitton
Lane Taylor
JC Tretter

DEFENSIVE LINE (6)

Josh Boyd
Mike Daniels
Bruce Gaston
Letroy Guion
Datone Jones
Mike Pennel

LINEBACKER (9)

Sam Barrington
Carl Bradford
Jayrone Elliott
A.J. Hawk
Brad Jones
Clay Matthews
Mike Neal (also DE)
Julius Peppers
Nick Perry

CORNERBACK (6)

Jarrett Bush
Demetri Goodson
Casey Hayward
Davon House
Sam Shields
Tramon Williams

SAFETY (5)

Chris Banjo
Morgan Burnett
Ha Ha Clinton-Dix
Micah Hyde (also CB)
Sean Richardson

SPECIALIST (3)

Mason Crosby
Brett Goode
Tim Masthay

Rookies and first-year players are underlined

PRONUNCIATION GUIDE

PLAYERS

David Bakhtiari bock-tee-R-ee
Bryan Bulaga buh-LAH-guh
Garth Gerhart GARE-hart
Brett Goode GEWD
Letroy Guion GUY-on
Datone Jones DAY-tone
John Kuhn KOON
Tim Masthay MASS-tay
Mike Pennel puh-NELL
Justin Perillo puh-RILL-oh
Andrew Quarless QUAR-liss

Josh Sitton SITT-en
Scott Tolzien toll-ZEEN
Tramon Williams trah-MAHN

COACHES

James Campen KAMP-en
Tom Clements KLEMM-ints
Jerry Fontenot FON-tin-oh
Mark Lovat luh-VOTT
Shawn Slocum SLOW-kumm
Mike Trgovac TER-guh-vac

OFFENSE

WR:	87	Jordy Nelson	11	Jarrett Boykin	<u>83</u>	<u>Jeff Janis</u>
LT:	69	David Bakhtiari	73	JC Tretter		
LG:	71	Josh Sitton	<u>72</u>	<u>Garth Gerhart</u>		
C:	<u>63</u>	<u>Corey Linsley</u>	73	JC Tretter		
RG:	70	T.J. Lang	65	Lane Taylor		
RT:	75	Bryan Bulaga	70	T.J. Lang		
TE:	81	Andrew Quarless	<u>89</u>	<u>Richard Rodgers</u>	86	Brandon Bostick
					<u>80</u>	<u>Justin Perillo</u>
WR:	18	Randall Cobb	<u>17</u>	<u>Davante Adams</u>		
QB:	12	Aaron Rodgers	10	Matt Flynn	16	Scott Tolzien
RB:	27	Eddie Lacy	44	James Starks	26	DuJuan Harris
FB:	30	John Kuhn				

DEFENSE

LDE:	95	Datone Jones	93	Josh Boyd	<u>99</u>	<u>Bruce Gaston</u>
NT:	98	Letroy Guion	<u>64</u>	<u>Mike Pennel</u>		
RDE:	76	Mike Daniels	93	Josh Boyd	<u>99</u>	<u>Bruce Gaston</u>
LOLB:	52	Clay Matthews	96	Mike Neal	<u>91</u>	<u>Jayrone Elliott</u>
BLB:	50	A.J. Hawk	59	Brad Jones	<u>54</u>	<u>Carl Bradford</u>
MLB:	58	Sam Barrington	59	Brad Jones	<u>54</u>	<u>Carl Bradford</u>
ROLB:	56	Julius Peppers	53	Nick Perry	<u>54</u>	<u>Carl Bradford</u>
LCB:	38	Tramon Williams	31	Davon House	<u>39</u>	<u>Demetri Goodson</u>
RCB:	37	Sam Shields	29	Casey Hayward	24	Jarrett Bush
SS:	42	Morgan Burnett	28	Sean Richardson	32	Chris Banjo
FS:	<u>21</u>	<u>Ha Ha Clinton-Dix</u>	33	Micah Hyde		

SPECIAL TEAMS

K:	2	Mason Crosby	8	Tim Masthay		
P:	8	Tim Masthay	2	Mason Crosby		
H:	8	Tim Masthay	18	Randall Cobb		
PR:	18	Randall Cobb	33	Micah Hyde	<u>83</u>	<u>Jeff Janis</u>
KR:	26	DuJuan Harris	33	Micah Hyde	<u>83</u>	<u>Jeff Janis</u>
LS:	61	Brett Goode				

Rookies and first-year players are underlined

COACH LOCATIONS

- ▶ **Coaches' Box:** Dom Capers (defensive coordinator), Tom Clements (offensive coordinator), Luke Getsy (offensive quality control), Steve Marshall (assistant offensive line), Scott McCurley (assistant linebackers), Jason Simmons (defensive/special teams assistant) and Joe Whitt Jr. (secondary - cornerbacks).
- ▶ **Sideline:** Edgar Bennett (wide receivers), James Campen (offensive line), Mike Eayrs (research and development), Jerry Fontenot (tight ends), Sam Gash (running backs), Winston Moss (asst. head coach/linebackers), Darren Perry (secondary - safeties), John Rushing (defensive quality control), Shawn Slocum (special teams coordinator), Mike Trgovac (defensive line), Alex Van Pelt (quarterbacks) and Ron Zook (assistant special teams).



HOW THE PACKERS WERE BUILT

Year	Record	Draft (32)	Waivers (2)	Free Agents (19)
2005	4-12	QB Aaron Rodgers D1		
2006	8-8	LB A.J. Hawk D1	CB Jarrett Bush (Car)	CB Tramon Williams
2007	13-3	K Mason Crosby D6c	FB John Kuhn (Pit)	
2008	6-10	WR Jordy Nelson D2a G Josh Sitton D4b		LS Brett Goode
2009	11-5	LB Clay Matthews D1b G T.J. Lang D4 LB Brad Jones D7		
2010	10-6	T Bryan Bulaga D1 LB/DE Mike Neal D2 S Morgan Burnett D3 TE Andrew Quarless D5a RB James Starks D6		P Tim Masthay CB Sam Shields
2011	15-1	WR Randall Cobb D2 CB Davon House D4		
2012	11-5	LB Nick Perry D1 CB Casey Hayward D2b DT Mike Daniels D4a		TE Brandon Bostick WR Jarrett Boykin RB DuJuan Harris S Sean Richardson
2013	8-7-1	DE Datone Jones D1 RB Eddie Lacy D2 T David Bakhtiari D4a C/G JC Tretter D4b DB Micah Hyde D5a DT Josh Boyd D5b LB Sam Barrington D7c		S Chris Banjo QB Matt Flynn (D7a-08) C Garth Gerhart G Lane Taylor QB Scott Tolzien
2014	12-4	S Ha Ha Clinton-Dix D1 WR Davante Adams D2 TE Richard Rodgers D3b LB Carl Bradford D4 C Corey Linsley D5a CB Demetri Goodson D6 WR Jeff Janis D7		LB Jayrone Elliott DT Bruce Gaston DT Letroy Guion DT Mike Pennel LB Julius Peppers TE Justin Perillo

RUSHING

Most Attempts, Career

163	Edgar Bennett (10 games)
146	Jim Taylor (7 games)
144	Dorsey Levens (14 games)

Most Attempts, Game

31	Jim Taylor, at NYG, Dec. 30, 1962
27	Ryan Grant, vs. Sea., Jan. 12, 2008
	Jim Taylor, vs. CleB, Jan. 2, 1966
	Dorsey Levens, at SF, Jan. 11, 1998
	Dorsey Levens, at SF, Jan. 3, 1999

Most Yards Rushing, Career

647	Dorsey Levens (14 games)
561	Edgar Bennett (10 games)
521	Ahman Green (7 games)

Most Yards Rushing, Game

201	Ryan Grant, vs. Sea., Jan. 12, 2008 (27 att.)
156	Ahman Green, at Phi., Jan. 11, 2004 (25 att.)
123	James Starks, at Phi., Jan. 9, 2011 (23 att.)
116	Dorsey Levens, at SF, Jan. 3, 1999 (27 att.)
114	Dorsey Levens, at SF, Jan. 11, 1998 (27 att.)

Longest Run from Scrimmage

71	James Lofton, at DalC, Jan. 16, 1983 (TD)
49	Ahman Green, at StLR, Jan. 20, 2002
46	Travis Williams, vs. LARm, Dec. 23, 1967 (TD)

Most Games, 100 or More Yards Rushing, Career

3	Dorsey Levens (14 games)
1	Eddie Lacy (2 games)
	Paul Hornung (5 games)
	Ryan Grant (6 games)
	James Starks (6 games)
	Edgar Bennett (7 games)
	Ahman Green (7 games)
	Jim Taylor (7 games)

Most Consec. Games, 100 or More Yards Rushing

2	Dorsey Levens (1997)
1	Eight times (last: Eddie Lacy, 2014)

Most Rushing Touchdowns, Career

5	Edgar Bennett (10 games)
4	John Kuhn (12 games)
	Dorsey Levens (14 games)
3	Paul Hornung (5 games)
	Ryan Grant (6 games)
	Ahman Green (7 games)
	Aaron Rodgers (11 games)
2	DuJuan Harris (2 games)
	Travis Williams (3 games)
	Clarke Hinkle (4 games)
	Elijah Pitts (6 games)
	Jim Taylor (7 games)

Most Rushing Touchdowns, Game

3	Ryan Grant, vs. Sea., Jan. 12, 2008
2	Elijah Pitts, vs. KC, Jan. 15, 1967
	Travis Williams, vs. LARm, Dec. 23, 1967
	Edgar Bennett, vs. SF, Jan. 4, 1997
	Ahman Green, vs. Sea., Jan. 4, 2004

Most Consecutive Games, Rushing for Touchdowns

2	Paul Hornung (1965)
	Edgar Bennett (1994-95)
	Edgar Bennett (1996)
	Dorsey Levens (1997)
	DuJuan Harris (2012)



Levens

PASSING

Most Passes Completed, Career

438	Brett Favre (22 games)
234	Aaron Rodgers (11 games)
130	Bart Starr (10 games)

Most Passes Completed, Game

31	Aaron Rodgers, at Atl., Jan. 15, 2011 (36 att.)
28	Brett Favre, at DalC, Jan. 16, 1994 (45 att.)
	Aaron Rodgers, at Ari., Jan. 10, 2010 (42 att.)
26	Brett Favre, at StLR, Jan. 20, 2002 (44 att.)
	Brett Favre, vs. Sea., Jan. 4, 2004 (38 att.)
	Aaron Rodgers, vs. NYG, Jan. 15, 2012 (46 att.)
	Aaron Rodgers, at SF, Jan. 12, 2013 (39 att.)

Most Passes Attempted, Career

721	Brett Favre (22 games)
353	Aaron Rodgers (11 games)
213	Bart Starr (10 games)

Most Passes Attempted, Game

46	Aaron Rodgers, vs. NYG, Jan. 15, 2012 (26 comp.)
45	Brett Favre, at DalC, Jan. 16, 1994 (28 comp.)
44	Brett Favre, at StLR, Jan. 20, 2002 (26 comp.)
42	Brett Favre, vs. Den., Jan. 25, 1998 (25 comp.)
	Brett Favre, vs. Atl., Jan. 4, 2003 (20 comp.)
	Aaron Rodgers, at Ari., Jan. 10, 2010 (28 comp.)

Most Yards Passing, Career

5,311	Brett Favre (22 games)
2,805	Aaron Rodgers (11 games)
1,753	Bart Starr (10 games)

Most Yards Passing, Game

423	Aaron Rodgers, at Ari., Jan. 10, 2010
366	Aaron Rodgers, at Atl., Jan. 15, 2011
332	Lynn Dickey, at DalC, Jan. 16, 1983

Most Games, 300 or More Yards Passing, Career

4	Aaron Rodgers (11 games)
3	Brett Favre (22 games)
1	Lynn Dickey (2 games)
	Bart Starr (10 games)

Most Consecutive Games, 300 or More Yards Passing

1	Nine times (last: Aaron Rodgers, 2014)
---	--

Most Touchdown Passes, Career

39	Brett Favre (22 games)
22	Aaron Rodgers (11 games)
15	Bart Starr (10 games)

Most Touchdown Passes, Game

4	Bart Starr, at DalC, Jan. 1, 1967
	Lynn Dickey, vs. StLC, Jan. 8, 1983
	Aaron Rodgers, at Ari., Jan. 10, 2010
3	10 times (last: Aaron Rodgers, vs. DalC, Jan. 11, 2015)

Most Consecutive Games, Touchdown Pass

*18	Brett Favre (1995-98, 2001-04, 2007) (*NFL record now 20)
6	Bart Starr (1965-67)
	Aaron Rodgers (2010-14)

Most Passes Had Intercepted, Career

*28	Brett Favre (22 games) (*NFL record now 30)
5	Aaron Rodgers (11 games)
4	Arnie Herber (3 games)
3	Irv Comp (1 game)
	Lynn Dickey (2 games)
	Bart Starr (10 games)

Most Passes Had Intercepted, Game

**6	Brett Favre, at StLR, Jan. 20, 2002 (44 att.)
4	Brett Favre, vs. Min., Jan. 9, 2005 (33 att.)
3	Arnie Herber, vs. NYG, Dec. 10, 1939 (8 att.)
	Irv Comp, at NYG, Dec. 17, 1944 (10 att.)
	Lynn Dickey, at DalC, Jan. 8, 1983 (36 att.)

Longest Pass Completion

90	Brett Favre to Donald Driver, vs. NYG, Jan. 20, 2008 (TD)
81	Brett Favre to Antonio Freeman, vs. NE, Jan. 26, 1997 (TD)
73	Brett Favre to Robert Brooks, at DalC, Jan. 14, 1996 (TD)
66	Cecil Isbell to Wayland Becker, at NYG, Dec. 11, 1938
66	Brett Favre to Dorsey Levens, vs. Car., Jan. 12, 1997
62	Bart Starr to Boyd Dowler, vs. Oak., Jan. 14, 1968 (TD)
60	Lynn Dickey to John Jefferson, vs. StLC, Jan. 8, 1983 (TD)

Highest Completion Percentage, Career (min. 50 att.)

66.29%	Aaron Rodgers (234-353)
61.03%	Bart Starr (130-213)
61.02%	Lynn Dickey (36-59)

Highest Completion Percentage, Game (min. 20 att.)

86.11%	Aaron Rodgers, at Atl, Jan. 15, 2011 (31-36)
78.26%	Brett Favre, vs. Sea., Jan. 12, 2008 (18-23)
75.86%	Brett Favre, vs. SF, Jan. 13, 2002 (22-29)
75.00%	Brett Favre, at SF, Jan. 6, 1996 (21-28)
73.91%	Bart Starr, vs. LARm, Dec. 23, 1967 (17-23)
	Lynn Dickey, vs. StLC, Jan. 8, 1983 (17-23)

RECEIVING

Most Receptions, Career

- 50 Greg Jennings (10 games)
- 49 Donald Driver (15 games)
- 47 Antonio Freeman (14 games)
- 45 Robert Brooks (11 games)
- 42 Jordy Nelson (10 games)

Most Receptions, Game

- 9 Edgar Bennett, at DalC, Jan. 16, 1994 (53 yds.)
- Antonio Freeman, vs. Den., Jan. 25, 1998 (126 yds.)
- Jordy Nelson, vs. Pit., Feb. 6, 2011 (140 yds.)
- 8 (Eight times, last: Randall Cobb, vs. DalC, Jan. 11, 2015, 116 yds.)
- 7 (Six times, last: Davante Adams, vs. DalC, Jan. 11, 2015, 117 yds.)

Most Consecutive Games, Reception

- 13 Dorsey Levens (1994-98, 2001)
- 12 Antonio Freeman (1995-98, 2001)
- Donald Driver (2002-04, 2007, 2009-11)
- 11 Robert Brooks (1993-95, 1997-98)
- 10 Greg Jennings (2007, 2009-12)
- 9 James Jones (2009-13)
- 8 Carroll Dale (1965-67, 1972)
- Bubba Franks (2001-04, 2007)
- Jordy Nelson (2010-14)

Most Yards Receiving, Career

- 748 Antonio Freeman (14 games)
- 675 Donald Driver (15 games)
- 673 Greg Jennings (10 games)

Most Yards Receiving, Game

- 159 Jermichael Finley, at Ari., Jan. 10, 2010 (6 rec.)
- 148 John Jefferson, vs. StLC, Jan. 8, 1983 (6 rec.)
- 141 Donald Driver, vs. NYG, Jan. 20, 2008 (5 rec.)
- 140 Jordy Nelson, vs. Pit., Feb. 6, 2011 (9 rec.)
- 138 Max McGee, vs. KC, Jan. 15, 1967 (7 rec.)
- Robert Brooks, at DalC, Jan. 8, 1995 (8 rec.)

Most Games, 100 or More Yards Receiving, Career

- 3 Greg Jennings (10 games)
- Robert Brooks (11 games)
- Antonio Freeman (14 games)
- 2 Sterling Sharpe (2 games)
- Javon Walker (4 games)
- Carroll Dale (8 games)

Most Consec. Games, 100 or More Yards Receiving

- 2 Sterling Sharpe (1993)
- Robert Brooks (1995)
- Antonio Freeman (1997)
- Javon Walker (2002-03)
- Greg Jennings (2010)

Most Touchdown Receptions, Career

- 10 Antonio Freeman (14 games)
- 6 Greg Jennings (10 games)
- 5 Boyd Dowler (10 games)
- 4 Sterling Sharpe (2 games)
- Max McGee (7 games)
- Jordy Nelson (9 games)
- Robert Brooks (11 games)
- James Jones (11 games)
- Mark Chmura (14 games)

Most Touchdown Receptions, Game

- **3 Sterling Sharpe, at Det., Jan. 8, 1994
- 2 Ron Kramer, at Phi., Dec. 26, 1960
- Max McGee, vs. KC, Jan. 15, 1967
- Boyd Dowler, vs. DalC, Dec. 31, 1967
- John Jefferson, vs. StLC, Jan. 8, 1983
- Robert Brooks, at DalC, Jan. 14, 1996
- Antonio Freeman, vs. Den., Jan. 25, 1998
- Antonio Freeman, at SF, Jan. 3, 1999
- Antonio Freeman, at StLR, Jan. 20, 2002
- Robert Ferguson, at Phi., Jan. 11, 2004
- Greg Jennings, vs. Sea., Jan. 12, 2008
- Greg Jennings, vs. Pit., Feb. 6, 2011

Most Consecutive Games, Touchdown Reception

- 5 Antonio Freeman (1997-98, 2001)
- 3 James Jones (2009-10)
- 2 Carroll Dale (1965-66)
- Max McGee (1966)
- Boyd Dowler (1967)
- James Lofton (1982)
- Sterling Sharpe (1993)
- Mark Chmura (1995)
- Keith Jackson (1995)
- Antonio Freeman (1996)
- John Kuhn (2011-12)

INTERCEPTIONS BY

Most Interceptions By, Career

- 4 Joe Laws (4 games)
- Eugene Robinson (6 games)
- Craig Newsome (7 games)
- Sam Shields (8 games)
- Herb Adderley (9 games)
- Tramon Williams (12 games)
- 3 Tyrone Williams (10 games)
- Mike Prior (14 games)

Most Interceptions By, Game

- 3 Joe Laws, at NYG, Dec. 17, 1944
- 2 Charley Brock, vs. NYG, Dec. 10, 1939
- Eugene Robinson, vs. SF, Jan. 4, 1997
- Tramon Williams, at Atl., Jan. 15, 2011
- Sam Shields, at ChiB, Jan. 23, 2011

Most Consecutive Games, Interception

- 3 Craig Newsome (1996)
- 2 Herb Adderley (1967)
- Terrell Buckley (1993)
- Eugene Robinson (1997)
- Tramon Williams (2010)
- Sam Shields (2012)

Longest Interception Return

- *101 George Teague, at Det., Jan. 8, 1994 (TD)
- 70 Tramon Williams, at Atl., Jan. 15, 2011 (TD)
- 60 Herb Adderley, vs. Oak., Jan. 14, 1968 (TD)
- 58 Eugene Robinson, at SF, Jan. 11, 1998
- 52 Al Harris, vs. Sea., Jan. 4, 2004 (TD)
- 52 Sam Shields, at SF, Jan. 12, 2013 (TD)

SCORING

Most Points, Career

- 85 Mason Crosby (14 FG, 43 PAT) (12 games)
- 73 Chris Jacke (15 FG, 28 PAT) (10 games)
- 72 Antonio Freeman (12 TD) (14 games)

Most Points, Game


- 19 Paul Hornung, vs. NYG, Dec. 31, 1961
(1 TD, 3 FG, 4 PAT)
- 18 Sterling Sharpe, at Det., Jan. 8, 1994 (3 TD)
- Ryan Grant, vs. Sea., Jan. 12, 2008 (3 TD)
- 15 Don Chandler, vs. Oak., Jan. 14, 1968 (4 FG, 3 PAT)

* NFL Record

** Shares NFL Record

Super Bowl Record

Shares Super Bowl Record



Most Consecutive Games Scoring

- 12 Mason Crosby (2007-14)
- 10 Chris Jacke (1993-96)
- Ryan Longwell (1997-98, 2001-04)
- 7 Don Chandler (1965-67)

Most Touchdowns, Career

- 12 Antonio Freeman (14 games)
- 7 John Kuhn (12 games)
- 6 Edgar Bennett (10 games)
- Boyd Dowler (10 games)
- Greg Jennings (10 games)
- Dorsey Levens (14 games)

Most Touchdowns, Game

- 3 Sterling Sharpe, at Det., Jan. 8, 1994
- Ryan Grant, vs. Sea., Jan. 12, 2008

Most Consecutive Games Scoring Touchdown

- 5 Antonio Freeman (1997-98, 2001)
- 3 Antonio Freeman (1996)
- 2 15 times (last: DuJuan Harris, 2012)

Most Field Goals Attempted, Career

- 22 Chris Jacke (10 games)
- 21 Ryan Longwell (10 games)
- 16 Mason Crosby (12 games)

Most Field Goals Attempted, Game

- 5 Jerry Kramer, at NYG, Dec. 30, 1962
- 4 Don Chandler, vs. Oak., Jan. 14, 1968
- Chris Jacke, vs. Det., Dec. 31, 1994
- Chris Jacke, vs. Car., Jan. 12, 1997
- Ryan Longwell, at SF, Jan. 11, 1998
- 3 Nine times (last: Ryan Longwell, vs. Sea., Jan. 4, 2004)

Most Field Goals, Career

- 15 Chris Jacke (10 games)
- Ryan Longwell (10 games)
- 14 Mason Crosby (12 games)
- 9 Don Chandler (7 games)

Most Field Goals, Game

- ##4 Don Chandler, vs. Oak., Jan. 14, 1968
- 3 Paul Hornung, vs. NYG, Dec. 31, 1961
- Jerry Kramer, at NYG, Dec. 30, 1962
- Don Chandler, vs. CleB, Jan. 2, 1966
- Chris Jacke, vs. Det., Dec. 31, 1994
- Chris Jacke, vs. Car., Jan. 12, 1997
- Ryan Longwell, at SF, Jan. 11, 1998

Most Consecutive Field Goals

- 11 Mason Crosby (2010-14)
- 5 Don Chandler (1965)
- Chris Jacke (1996)
- 4 Don Chandler (1967)
- Jan Stenerud (1982)
- Chris Jacke (1994)
- Chris Jacke (1995)
- Ryan Longwell (1997-98)
- Ryan Longwell (1998-2001)
- 3 Paul Hornung (1960)
- Ryan Longwell (1997)



Longwell

Longest Field Goal

- 51 Chris Jacke, vs. Det., Dec. 31, 1994
- 50 Chris Jacke, at DalC, Jan. 8, 1995
- 47 Mason Crosby, vs. NYG, Jan. 15, 2012
- 46 Jan Stenerud, vs. StLC, Jan. 8, 1983
- Chris Jacke, at DalC, Jan. 14, 1996

Most (One-Point) Points After Touchdown, Career

- 43 Mason Crosby (12 games)
- 28 Chris Jacke (10 games)
- 22 Don Chandler (7 games)

Most (One-Point) Points After Touchdown, Game

- 6 Mason Crosby, vs. Sea., Jan. 12, 2008
- Mason Crosby, at Ari., Jan. 10, 2010
- Mason Crosby, at Atl., Jan. 15, 2011
- 5 Don Chandler, vs. KC, Jan. 15, 1967
- Jan Stenerud, vs. StLC, Jan. 8, 1983
- Chris Jacke, vs. SF, Jan. 4, 1997
- 4 Paul Hornung, vs. NYG, Dec. 31, 1961
- Don Chandler, at DalC, Jan. 1, 1967
- Don Chandler, vs. LARm, Dec. 23, 1967
- Chris Jacke, at Det., Jan. 8, 1994
- Chris Jacke, vs. Atl., Dec. 31, 1995
- Mason Crosby, vs. Pit., Feb. 6, 2011
- Mason Crosby, at SF, Jan. 12, 2013

Safeties

None

KICKOFF RETURNS**Most Kickoff Returns, Career**

- 20 Antonio Freeman (14 games)
- 12 Randall Cobb (5 games)
- 11 Corey Harris (4 games)

Most Kickoff Returns, Game

- 7 Del Rodgers, at DalC, Jan. 16, 1983 (148 yds.)
- Antonio Freeman, at DalC, Jan. 14, 1996 (148 yds.)
- Roell Preston, at SF, Jan. 3, 1999 (194 yds.)
- 6 Antonio Freeman, vs. Den., Jan. 25, 1998 (104 yds.)
- 5 Corey Harris, at DalC, Jan. 8, 1995 (132 yds.)
- Tramon Williams, vs. Sea., Jan. 12, 2008 (111 yds.)

Most Kickoff Return Yards, Career

- 413 Antonio Freeman (14 games)
- 277 Desmond Howard (3 games)
- 253 Corey Harris (4 games)

Most Kickoff Return Yards, Game

- 194 Roell Preston, at SF, Jan. 3, 1999 (7 ret.)
- 154 Desmond Howard, vs. NE, Jan. 26, 1997 (4 ret.)
- 148 Antonio Freeman, at DalC, Jan. 14, 1996 (7 ret.)

Highest Average, Career (10 returns)

- 23.0 Corey Harris (11-253) (4 games)
- 20.8 Najeh Davenport (10-208) (3 games)
- 20.7 Antonio Freeman (20-413) (14 games)

Highest Average, Game (3 returns)

- 38.5 Desmond Howard, vs. NE, Jan. 26, 1997 (4-154)
- 29.7 Corey Harris, at Det., Jan. 8, 1994 (3-89)
- 27.7 Roell Preston, at SF, Jan. 3, 1999 (7-194)

Longest Kickoff Return

- 99 Desmond Howard, vs. NE, Jan. 26, 1997 (TD)
- 45 Corey Harris, at DalC, Jan. 8, 1995
- 49 Desmond Howard, vs. Car., Jan. 12, 1997
- Tramon Williams, vs. NYG, Jan. 20, 2008

PUNTING**Most Punts, Game**

- 8 Donny Anderson, at DalC, Dec. 31, 1967
- Ron Widby, at Was., Dec. 24, 1972
- Tim Masthay, at ChiB, Jan. 23, 2011
- Tim Masthay, vs. Min., Jan. 5, 2013
- 7 Craig Henrich, vs. NE, Jan. 26, 1997
- Josh Bidwell, at Phi., Jan. 11, 2004
- 6 Max McGee, at NYG, Dec. 30, 1962
- Donny Anderson, vs. Oak., Jan. 14, 1968
- Craig Henrich, vs. SF, Jan. 4, 1997
- Jon Ryan, vs. NYG, Jan. 20, 2008

Highest Gross Punting Average, Game (4 punts)

- 47.0 Tim Masthay, at SF, Jan. 12, 2013 (4-188)
- 45.2 Max McGee, at Phi., Dec. 26, 1960 (5-226)
- 44.0 Craig Henrich, at DalC, Jan. 8, 1995 (4-176)

Longest Punt

- 64 Boyd Dowler, vs. NYG, Dec. 31, 1961
- 63 Craig Henrich, vs. SF, Jan. 4, 1997
- 62 Craig Henrich, at DalC, Jan. 8, 1995

PUNT RETURNS**Most Punt Returns, Career**

- 19 Willie Wood (10 games) (##6 in two Super Bowls)
- 14 Robert Brooks (11 games)
- 10 Antonio Chatman (3 games)
- Antonio Freeman (14 games)
- 9 Desmond Howard (3 games) (##6 in one Super Bowl)
- Tramon Williams (12 games)

Most Punt Returns, Game

- ##6 Desmond Howard, vs. NE, Jan. 26, 1997 (90 yds.)
- Antonio Chatman, at Phi., Jan. 11, 2004 (27 yds.)
- 5 Willie Wood, vs. Oak., Jan. 14, 1968 (35 yds.)
- 4 Irv Comp, at NYG, Dec. 17, 1944 (55 yds.)
- Willie Wood, vs. DalC, Dec. 31, 1967 (21 yds.)
- Antonio Freeman, at DalC, Jan. 14, 1996 (54 yds.)
- Randall Cobb, vs. Min., Jan. 5, 2013 (17 yds.)

* NFL Record

** Shares NFL Record

Super Bowl Record

Shares Super Bowl Record

Most Punt Return Yards, Career

214	Robert Brooks (11 games)
210	Desmond Howard (3 games)
143	Antonio Freeman (14 games)

Most Punt Return Yards, Game

117	Desmond Howard, vs. SF, Jan. 4, 1997 (2 ret.)
#90	Desmond Howard, vs. NE, Jan. 26, 1997 (6 ret.)
72	Antonio Freeman, vs. Atl., Dec. 31, 1995 (3 ret.)

Highest Punt Return Average, Career (9 returns)

23.3	Desmond Howard (9-210) (3 games)
15.3	Robert Brooks (14-214) (11 games)
14.3	Antonio Freeman (10-143) (14 games)

Highest Punt Return Average, Game (3 returns)

24.0	Antonio Freeman, vs. Atl., Dec. 31, 1995 (3-72)
15.7	Robert Brooks, vs. TB, Jan. 4, 1998 (3-47)
15.0	Desmond Howard, vs. NE, Jan. 26, 1997 (6-90)

Longest Punt Return

76	Antonio Freeman, vs. Atl., Dec. 31, 1995 (TD)
71	Desmond Howard, vs. SF, Jan. 4, 1997 (TD)
46	Desmond Howard, vs. SF, Jan. 4, 1997

MISCELLANEOUS**Most Sacks, Career (since 1982)**

8	Reggie White (14 games)
7.5	Clay Matthews (9 games)
4	Keith McKenzie (7 games)
	Sean Jones (8 games)
3	Tony Bennett (2 games)
	Bryce Paup (4 games)
	Aaron Kampman (6 games)
	LeRoy Butler (14 games)

Most Sacks, Game (since 1982)

##3	Reggie White, vs. NE, Jan. 26, 1997
2	Reggie White, at Det., Jan. 8, 1994
	Bryce Paup, vs. Det., Dec. 31, 1994
	Sean Jones, vs. Atl., Dec. 31, 1995
	Keith McKenzie, at SF, Jan. 11, 1998
	Aaron Kampman, at Phi., Jan. 11, 2004
	Clay Matthews, at Atl., Jan. 15, 2011
	Clay Matthews, vs. Min., Jan. 5, 2013

Blocked Kicks, Game

2	Lon Evans, vs. BosR, Dec. 13, 1936 (FG, punt)
	Gary Lewis, vs. StLC, Jan. 8, 1983 (PAT, FG)
1	Ernie Smith, vs. BosR, Dec. 13, 1936 (punt)
	Lee McLaughlin, at ChiB, Dec. 14, 1941 (PAT)
	Henry Jordan, vs. CleB, Jan. 2, 1966 (FG)
	Dave Robinson, vs. LARm, Dec. 23, 1967 (FG)
	Bernardo Harris, at DalC, Jan. 14, 1996 (punt)
	Bob Kuberski, vs. TB, Jan. 4, 1998 (FG)
	Cletidus Hunt, vs. SF, Jan. 13, 2002 (FG)
	Brad Jones, vs. NYG, Jan. 15, 2012 (FG)

GAMES

22	Brett Favre (1993-98, 2001-04, 2007)
22	William Henderson (1995-98, 2001-04)
15	Gilbert Brown (1993, 1995-98, 2001-03)
	Earl Dotson (1993, 1995-98, 2001-02)
	Donald Driver (2001-04, 2007, 2009-12)
14	Frank Winters (1993-97, 2002)
	LeRoy Butler (1993-98)
	Mark Chmura (1993-98)
	Mike Prior (1993-98)
	Reggie White (1993-98)
	Dorsey Levens (1994-98, 2001)
	Antonio Freeman (1995-98, 2001, 2003)

MOST POSTSEASON MEETINGS, OVERALL

No. Teams		Seasons
8	N.Y. Giants vs. Chi. Bears	1933-34, 1941, 1946, 1956, 1963, 1985, 1990
8	San Fran. vs. N.Y. Giants	1981, 1984-86, 1990, 1993, 2002, 2011
7	San Fran. vs. Dal. Cowboys	1970-72, 1981, 1992-94
7	Chi. Bears vs. Wash./Bos. Redskins	1937, 1940, 1942-43, 1984, 1986-87
7	Dal. Cowboys vs. L.A. Rams	1973, 1975-76, 1978-80, 1983
7	Dal. Cowboys vs. Minnesota	1971, 1973, 1975, 1977, 1996, 1999, 2009

TEAM RECORDS*all single-game records***NET YARDS GAINED****Most Yards Gained, Game**

493	at Arizona, Jan. 10, 2010 (89 ru., 404 pa.)
479	vs. Carolina, Jan. 12, 1997 (201 ru., 278 pa.)
466	at Dallas Cowboys, Jan. 16, 1983 (158 ru., 308 pa.)
442	at Atlanta, Jan. 15, 2011 (96 ru., 346 pa.)
425	vs. Dallas Cowboys, Jan. 11, 2015 (119 ru., 306 pa.)

Fewest Yards Gained, Game

195	vs. Dallas Cowboys, Dec. 31, 1967 (80 ru., 115 pa.)
210	vs. San Francisco, Jan. 4, 1997 (139 ru., 71 pa.)
211	at Washington, Dec. 24, 1972 (78 ru., 133 pa.)



Butler

FIRST DOWNS**Most First Downs, Game**

32	at Arizona, Jan. 10, 2010
28	at Atlanta, Jan. 15, 2011
25	vs. Seattle, Jan. 12, 2008
	vs. New York Giants, Jan. 15, 2012
24	at San Francisco, Jan. 3, 1999
	vs. Minnesota, Jan. 9, 2005

Fewest First Downs, Game

7	vs. Boston Redskins at New York, Dec. 13, 1936
10	vs. New York Giants, Dec. 10, 1939
	at Washington, Dec. 24, 1972
11	at New York Giants, Dec. 17, 1944

RUSHING**Most Yards Gained Rushing, Game**

235	vs. Seattle, Jan. 12, 2008 (35 att.)
223	at Philadelphia, Dec. 26, 1960 (42 att.)
210	at Philadelphia, Jan. 11, 2004 (37 att.)
204	vs. Cleveland Browns, Jan. 2, 1966 (47 att.)
201	vs. Carolina, Jan. 12, 1997 (45 att.)

Fewest Yards Gained Rushing, Game

28	vs. New York Giants, Jan. 20, 2008 (14 att.)
31	at Dallas Cowboys, Jan. 16, 1994 (13 att.)
33	at Chicago Bears, Dec. 14, 1941 (33 att.)
48	at Dallas Cowboys, Jan. 14, 1996 (12 att.)

Most Rushing Attempts, Game

- 51 vs. New York Giants, Dec. 10, 1939 (131 yds.)
 48 at New York Giants, Dec. 17, 1944 (162 yds.)
 47 vs. Cleveland Browns, Jan. 2, 1966 (204 yds.)

Fewest Rushing Attempts, Game

- 12 at Dallas Cowboys, Jan. 14, 1996 (48 yds.)
 13 at Dallas Cowboys, Jan. 16, 1994 (31 yds.)
 vs. Pittsburgh Steelers, Feb. 6, 2011 (50 yds.)

PASSING**Most Passes Attempted, Game**

- 46 at Dallas Cowboys, Jan. 8, 1995 (21 comp.)
 vs. New York Giants, Jan. 15, 2012 (26 comp.)
 45 at Dallas Cowboys, Jan. 16, 1994 (28 comp.)

Fewest Passes Attempted, Game

- 10 vs. New York Giants, Dec. 10, 1939
 11 at New York Giants, Dec. 17, 1944
 15 vs. San Francisco, Jan. 4, 1997

Most Passes Completed, Game

- 31 at Atlanta, Jan. 15, 2011 (36 att.)
 28 at Dallas Cowboys, Jan. 16, 1994 (45 att.)
 at Arizona, Jan. 10, 2010 (42 att.)
 26 at St. Louis Rams, Jan. 20, 2002 (44 att.)
 vs. Seattle, Jan. 4, 2004 (38 att.)
 vs. New York Giants, Jan. 15, 2012 (46 att.)
 at San Francisco, Jan. 12, 2013 (39 att.)

Fewest Passes Completed, Game

- 3 at New York Giants, Dec. 17, 1944
 7 vs. New York Giants, Dec. 10, 1939
 8 at New York Giants, Dec. 11, 1938

Most Net Yards Gained, Passing, Game

- 404 at Arizona, Jan. 10, 2010 (42-28-1, 4 TD)
 346 at Atlanta, Jan. 15, 2011 (36-31-0, 3 TD)
 327 at Dallas Cowboys, Jan. 16, 1994 (45-28-2, 2 TD)

Fewest Net Yards Gained, Passing, Game

- 71 vs. San Francisco, Jan. 4, 1997
 73 at New York Giants, Dec. 17, 1944
 96 vs. New York Giants, Dec. 10, 1939
 at New York Giants, Dec. 30, 1962

Most Touchdowns, Passing, Game

- 4 at Dallas Cowboys, Jan. 1, 1967
 vs. St. Louis Cardinals, Jan. 8, 1983
 at Arizona, Jan. 10, 2010
 3 10 times (last: vs. Dallas Cowboys, Jan. 11, 2015)

Most Passes Had Intercepted, Game

- 6 at St. Louis Rams, Jan. 20, 2002
 4 vs. Minnesota, Jan. 9, 2005
 3 vs. New York Giants, Dec. 10, 1939
 at New York Giants, Dec. 17, 1944
 at Dallas Cowboys, Jan. 8, 1983

SCORING**Most Points, Game**

- 48 at Atlanta, Jan. 15, 2011 (48-21)
 45 at Arizona, Jan. 10, 2010 (45-51)
 42 vs. Seattle, Jan. 12, 2008 (42-20)
 41 vs. St. Louis Cardinals, Jan. 8, 1983 (41-16)
 37 vs. New York Giants, Dec. 31, 1961 (37-0)
 vs. Atlanta, Dec. 31, 1995 (37-20)

Fewest Points, Game

- 3 at Washington, Dec. 24, 1972 (16-3)
 7 vs. Atlanta, Jan. 4, 2003 (27-7)
 9 at Dallas Cowboys, Jan. 8, 1995 (35-9)

CONSECUTIVE POSTSEASON WINS, VS. ONE TEAM

Wins	Teams	Seasons
5	*Pittsburgh over Bal./Ind. Colts	1975-76, 1995-96, 2005
4	Dallas over Green Bay	1982, 1993-95
4	Green Bay over N.Y. Giants	1939, 1944, 1961-62
*	Indianapolis over Kansas City	1995, 2003, 2006, 2013
*	Oakland over Hou. Oilers/Ten. Titans	1967-68, 1980, 2002
	Buffalo over Miami	1990, 1992, 1995
	Dal. Cowboys over San Francisco	1970-72
	Dal. Cowboys over Minnesota	1975, 1977, 1996
	*Dal. Cowboys over Philadelphia	1992, 1995, 2009
	*Denver over Cle. Browns	1986-87, 1989
3	Green Bay over San Francisco	1995-97

Largest Margin of Victory

- 37 vs. New York Giants, Dec. 31, 1961 (37-0)
 27 vs. New York Giants, Dec. 10, 1939 (27-0)
 at Atlanta, Jan. 15, 2011 (48-21)
 25 vs. Kansas City, Jan. 15, 1967 (35-10)
 vs. St. Louis Cardinals, Jan. 8, 1983 (41-16)

Most Overall Touchdowns, Game

- 6 vs. Seattle, Jan. 12, 2008
 at Arizona, Jan. 10, 2010
 at Atlanta, Jan. 15, 2011
 5 at Dallas Cowboys, Jan. 1, 1967
 vs. Kansas City, Jan. 15, 1967
 vs. St. Louis Cardinals, Jan. 8, 1983
 vs. Atlanta, Dec. 31, 1995
 vs. San Francisco, Jan. 4, 1997
 4 7 times (last: at San Francisco, Jan. 12, 2013)

Most Field Goals, Game

- ##4 vs. Oakland, Jan. 14, 1968
 3 vs. New York Giants, Dec. 31, 1961
 at New York Giants, Dec. 30, 1962
 vs. Detroit, Dec. 31, 1994
 vs. Carolina, Jan. 12, 1997
 at San Francisco, Jan. 11, 1998

Most (One-Point) Points After Touchdown, Game

- 6 vs. Seattle, Jan. 12, 2008
 at Arizona, Jan. 10, 2010
 at Atlanta, Jan. 15, 2011
 5 vs. Kansas City, Jan. 15, 1967
 vs. St. Louis Cardinals, Jan. 8, 1983
 vs. San Francisco, Jan. 4, 1997
 4 vs. New York Giants, Dec. 31, 1961
 at Dallas Cowboys, Jan. 1, 1967
 vs. Los Angeles Rams, Dec. 23, 1967
 at Detroit, Jan. 8, 1994
 vs. Atlanta, Dec. 31, 1995
 at San Francisco, Jan. 12, 2013

Most Safeties

No individual safeties (one team safety, 1994)

PUNTING**Most Punts, Game**

- 10 at New York Giants, Dec. 17, 1944
 8 vs. Boston Redskins at New York, Dec. 13, 1936
 vs. Dallas Cowboys, Dec. 31, 1967
 at Washington, Dec. 24, 1972
 at Chicago Bears, Jan. 23, 2011
 vs. Minnesota, Jan. 5, 2013

Fewest Punts, Game

- **0 at Atlanta, Jan. 15, 2011
 1 vs. St. Louis Cardinals, Jan. 8, 1983
 vs. Atlanta, Jan. 4, 2003
 at Arizona, Jan. 10, 2010
 2 vs. Carolina, Jan. 12, 1997
 at San Francisco, Jan. 3, 1999
 vs. New York Giants, Jan. 15, 2012
 vs. Dallas Cowboys, Jan. 11, 2015

Highest Gross Average, Game (4 punts)

- 47.00 at San Francisco, Jan. 12, 2013 (4-188)
 45.20 at Philadelphia, Dec. 26, 1960 (5-226)
 44.00 at Dallas Cowboys, Jan. 8, 1995 (4-176)

* NFL Record

** Shares NFL Record

Super Bowl Record

Shares Super Bowl Record

PUNT RETURNS

Most Punt Returns, Game

- *8 at New York Giants, Dec. 17, 1944
- 6 vs. Baltimore Colts, Dec. 26, 1965
- ##6 vs. New England, Jan. 26, 1997
- 6 at Philadelphia, Jan. 11, 2004
- 5 vs. Boston Redskins at New York, Dec. 13, 1936
- 5 at Chicago Bears, Dec. 14, 1941
- 5 at Philadelphia, Dec. 26, 1960
- 5 vs. Dallas Cowboys, Dec. 31, 1967

Most Yards, Punt Returns, Game

- 117 vs. San Francisco, Jan. 4, 1997 (3 returns)
- 98 at New York Giants, Dec. 17, 1944 (8 returns)
- #90 vs. New England, Jan. 26, 1997 (6 returns)

KICKOFF RETURNS

Most Kickoff Returns, Game

- 7 at Dallas Cowboys, Jan. 16, 1983
- at Dallas Cowboys, Jan. 14, 1996
- at San Francisco, Jan. 3, 1999
- at St. Louis Rams, Jan. 20, 2002
- 6 at Dallas Cowboys, Jan. 1, 1967
- at Dallas Cowboys, Jan. 16, 1994
- at Dallas Cowboys, Jan. 8, 1995
- vs. Denver, Jan. 25, 1998
- vs. Seattle, Jan. 4, 2004
- at Arizona, Jan. 10, 2010

Most Yards, Kickoff Returns, Game

- 194 at San Francisco, Jan. 3, 1999 (7 returns)
- 154 vs. New England, Jan. 26, 1997 (4 returns)
- 148 at Dallas Cowboys, Jan. 16, 1983 (7 returns)
- at Dallas Cowboys, Jan. 14, 1996 (7 returns)

PENALTIES

Most Penalties, Game

- 11 at Dallas Cowboys, Jan. 14, 1996
- 10 vs. Dallas Cowboys, Jan. 11, 2015
- 9 at San Francisco, Jan. 11, 1998
- vs. Denver, Jan. 25, 1998
- 8 at Dallas Cowboys, Jan. 8, 1995
- vs. Minnesota, Jan. 9, 2005
- at Arizona, Jan. 10, 2010

Fewest Penalties, Game

- 1 vs. Oakland, Jan. 14, 1968
- vs. San Francisco, Jan. 4, 1997
- 2 at New York Giants, Dec. 11, 1938
- vs. Cleveland Browns, Jan. 2, 1966
- at Dallas Cowboys, Jan. 1, 1967
- vs. Dallas Cowboys, Dec. 31, 1967
- at Philadelphia, Jan. 9, 2011
- vs. Minnesota, Jan. 5, 2013

DEFENSIVE RECORDS

TOTAL YARDS ALLOWED

Fewest Net Yards Allowed, Game

- 116 vs. Boston Redskins at New York, Dec. 13, 1936
- 130 vs. New York Giants, Dec. 31, 1961
- 161 vs. Cleveland Browns, Jan. 2, 1966

Most Net Yards Allowed, Game

- 579 at San Francisco, Jan. 12, 2013
- 531 at Arizona, Jan. 10, 2010
- 453 vs. St. Louis Cardinals, Jan. 8, 1983

FIRST DOWNS

Fewest First Downs Allowed, Game

- *6 vs. New York Giants, Dec. 31, 1961
- 8 vs. Bos. Redskins at New York, Dec. 13, 1936
- vs. Cleveland Browns, Jan. 2, 1966
- 9 vs. New York Giants, Dec. 10, 1939
- vs. Baltimore Colts, Dec. 26, 1965
- vs. Detroit, Dec. 31, 1994

Most First Downs Allowed, Game

- 30 at Arizona, Jan. 10, 2010
- 29 at San Francisco, Jan. 12, 2013
- 28 vs. St. Louis Cardinals, Jan. 8, 1983

RUSHING

Fewest Yards Allowed, Rushing, Game

- * -4 vs. Detroit, Dec. 31, 1994 (15 att.)
- 21 vs. Atlanta, Dec. 31, 1995 (10 att.)
- 28 vs. Seattle, Jan. 12, 2008 (18 att.)
- 31 vs. New York Giants, Dec. 31, 1961 (14 att.)

Most Yards Allowed, Rushing, Game

- 323 at San Francisco, Jan. 12, 2013 (43 att.)
- 277 at Chicago Bears, Dec. 14, 1941 (48 att.)
- 192 vs. Atlanta, Jan. 4, 2003 (44 att.)

PASSING

Fewest Opponent Passes Attempted, Game

- 12 at Chicago Bears, Dec. 14, 1941
- vs. Baltimore Colts, Dec. 26, 1965
- 14 at Washington, Dec. 24, 1972
- 15 at New York Giants, Dec. 11, 1938

Most Opponent Passes Attempted, Game

- 65 at San Francisco, Jan. 6, 1996 (32 comp.)
- 54 vs. Atlanta, Dec. 31, 1995 (30 comp.)
- 51 vs. St. Louis Cardinals, Jan. 8, 1983 (32 comp.)

Fewest Opponent Passes Completed, Game

- 5 at Chicago Bears, Dec. 14, 1941
- vs. Baltimore Colts, Dec. 26, 1965
- 7 vs. Boston Redskins at New York, Dec. 13, 1936
- at Washington, Dec. 24, 1972
- 8 at New York Giants, Dec. 11, 1938
- at New York Giants, Dec. 17, 1944
- vs. Cleveland Browns, Jan. 2, 1966

Most Opponent Passes Completed, Game

- 32 vs. St. Louis Cardinals, Jan. 8, 1983 (51 att.)
- at San Francisco, Jan. 6, 1996 (65 att.)
- 30 vs. Atlanta, Dec. 31, 1995 (54 att.)
- 29 at Arizona, Jan. 10, 2010 (33 att.)

Fewest Opponent Net Yards, Passing, Game

- 32 vs. Baltimore Colts, Dec. 26, 1965
- 48 at Chicago Bears, Dec. 14, 1941
- 91 vs. Bos. Redskins at New York, Dec. 13, 1936

Most Opponent Net Yards, Passing, Game

- 375 at Arizona, Jan. 10, 2010
- 347 vs. St. Louis Cardinals, Jan. 8, 1983
- 339 vs. Atlanta, Dec. 31, 1995

Most Opponent Touchdown Passes, Game

- 5 at Arizona, Jan. 10, 2010
- 4 vs. Minnesota, Jan. 9, 2005
- 3 at Dallas Cowboys, Jan. 16, 1994
- at San Francisco, Jan. 3, 1999
- vs. New York Giants, Jan. 15, 2012

* NFL Record

** Shares NFL Record

Super Bowl Record

Shares Super Bowl Record

BEST POSTSEASON RECORDS, VS. ONE TEAM (MINIMUM FOUR GAMES)

Team	Opponent	W	L	Pct	Last Meeting
Pit.	BalC/Ind.	5	0	1.000	2005 AFC Divisional
Oak.	HouO/Ten.	4	0	1.000	2002 AFC Championship
Ind.	KC	4	0	1.000	2013 AFC Wild Card
SF	Min.	4	1	.800	1997 NFC Divisional
Pit.	BaR	3	1	.750	2014 AFC Wild Card
DalC	Phi.	3	1	.750	2009 NFC Wild Card
Den.	NE	3	1	.750	2013 AFC Championship
Det.	CleB	3	1	.750	1957 NFL Championship
HouO/Ten.	SD	3	1	.750	2007 AFC Wild Card
Oak.	Mia.	3	1	.750	2000 AFC Divisional

Team	Opponent	W	L	Pct	Last Meeting
NE	Ind.	3	1	.750	2013 AFC Divisional
NE	Jax	3	1	.750	2007 AFC Divisional
NE	Pit.	3	1	.750	2004 AFC Championship
Pit.	BaR	3	1	.750	2014 AFC Wild Card
Pit.	HouO/Ten.	3	1	.750	2002 AFC Divisional
SF	Was.	3	1	.750	1992 NFC Divisional
DalC	SF	5	2	.714	1994 NFC Championship
DalC	Min.	4	2	.667	1999 NFC Wild Card
Min.	LA/StLR	4	2	.667	1999 NFC Divisional
ChiB	NYG	5	3	.625	1990 NFC Divisional

Most Opponent Passes Intercepted

6	vs. New York Giants, Dec. 10, 1939
4	at New York Giants, Dec. 17, 1944
4	vs. New York Giants, Dec. 31, 1961
##4	vs. New England, Jan. 26, 1997
3	vs. San Francisco, Jan. 4, 1997

SCORING**Most Points Allowed, Game**

51	at Arizona, Jan. 10, 2010 (51-45)
45	at St. Louis Rams, Jan. 20, 2002 (45-17) at San Francisco, Jan. 12, 2013 (45-31)
38	at Dallas Cowboys, Jan. 14, 1996 (38-27)

Fewest Points Allowed, Game

**0	vs. New York Giants, Dec. 10, 1939 vs. New York Giants, Dec. 31, 1961
6	vs. Boston Redskins at New York, Dec. 13, 1936
7	at New York Giants, Dec. 17, 1944 at New York Giants, Dec. 30, 1962 vs. Los Angeles Rams, Dec. 23, 1967 vs. Tampa Bay, Jan. 4, 1998

Opponent Largest Margin of Victory

28	at St. Louis Rams, Jan. 20, 2002 (45-17)
26	at Dallas Cowboys, Jan. 8, 1995 (35-9)
20	vs. Atlanta, Jan. 4, 2003 (27-7)

Most Opponent Touchdowns Scored, Game

7	at Arizona, Jan. 10, 2010
6	at St. Louis Rams, Jan. 20, 2002 at San Francisco, Jan. 12, 2013
5	at Dallas Cowboys, Jan. 8, 1995 at Dallas Cowboys, Jan. 14, 1996
4	at Chicago Bears, Dec. 14, 1941 at Dallas Cowboys, Jan. 16, 1983 vs. Denver, Jan. 25, 1998 vs. Minnesota, Jan. 9, 2005 vs. New York Giants, Jan. 15, 2012

Most Opponent Field Goals Scored, Game

3	at Washington, Dec. 24, 1972 at Dallas Cowboys, Jan. 16, 1983 at San Francisco, Jan. 3, 1999 vs. New York Giants, Jan. 20, 2008 vs. New York Giants, Jan. 15, 2012 vs. San Francisco, Jan. 5, 2014
2	10 times (last: vs. Seattle, Jan. 12, 2008)

Most Opponent (One-Point) Points After TD, Game

6	at St. Louis Rams, Jan. 20, 2002 at Arizona, Jan. 10, 2010 at San Francisco, Jan. 12, 2013
5	at Dallas Cowboys, Jan. 8, 1995 at Dallas Cowboys, Jan. 14, 1996
4	at Dallas Cowboys, Jan. 16, 1983 vs. Denver, Jan. 25, 1998 vs. Minnesota, Jan. 9, 2005 vs. New York Giants, Jan. 15, 2012

Most Safeties, Game

1	vs. Detroit, Dec. 31, 1994
---	----------------------------

PUNTING**Most Opponent Punts, Game**

10	vs. Boston Redskins at New York, Dec. 13, 1936 at New York Giants, Dec. 17, 1944
8	at New York Giants, Dec. 11, 1938 vs. Baltimore Colts, Dec. 26, 1965 vs. Dallas Cowboys, Dec. 31, 1967 vs. Detroit, Dec. 31, 1994 vs. New England, Jan. 26, 1997
7	at New York Giants, Dec. 30, 1962 vs. Kansas City, Jan. 15, 1967 at Philadelphia, Jan. 11, 2004

Fewest Opponent Punts, Game

**0	vs. St. Louis Cardinals, Jan. 8, 1983
1	at Arizona, Jan. 10, 2010
2	vs. New York Giants, Jan. 15, 2012
3	at Detroit, Jan. 8, 1994 at Dallas Cowboys, Jan. 16, 1994 at San Francisco, Jan. 3, 1999 vs. Pittsburgh, Feb. 6, 2011 at San Francisco, Jan. 12, 2013 vs. San Francisco, Jan. 5, 2014

Opponent Highest Gross Average (4 punts), Game

49.60	vs. Minnesota, Jan. 5, 2013
46.60	vs. Cleveland Browns, Jan. 2, 1966
46.50	at Washington, Dec. 24, 1972

PUNT RETURNS**Most Opponent Punt Returns, Game**

5	vs. Baltimore Colts, Dec. 26, 1965
4	vs. Boston Redskins at New York, Dec. 13, 1936 vs. New England, Jan. 26, 1997 at Philadelphia, Jan. 11, 2004 vs. New York Giants, Jan. 20, 2008

Most Yards, Opponent Punt Returns, Game

87	at Chicago Bears, Dec. 14, 1941 (3 returns)
43	vs. Bos. Redskins at New York, Dec. 13, 1936 (4 returns)
38	at Philadelphia, Jan. 9, 2011 (4 returns)

KICKOFF RETURNS**Most Opponent Kickoff Returns, Game**

8	at Atlanta, Jan. 15, 2011 (232 yds.)
7	vs. Oakland, Jan. 14, 1968 (127 yds.) vs. St. Louis Cardinals, Jan. 8, 1983 (178 yds.) vs. Carolina, Jan. 12, 1997 (86 yds.) vs. Seattle, Jan. 4, 2004 (98 yds.) vs. Seattle, Jan. 12, 2008 (105 yds.)
6	vs. New York Giants, Dec. 31, 1961 (119 yds.) at Dallas Cowboys, Jan. 1, 1967 (153 yds.) vs. Kansas City, Jan. 15, 1967 (130 yds.) vs. Atlanta, Dec. 31, 1995 (107 yds.) vs. New England, Jan. 26, 1997 (135 yds.) at San Francisco, Jan. 3, 1999 (128 yds.) vs. San Francisco, Jan. 13, 2002 (112 yds.)

Most Yards, Opponent Kickoff Returns, Game

186	vs. Detroit, Dec. 31, 1994 (5 returns)
178	vs. St. Louis Cardinals, Jan. 8, 1983 (7 returns)
173	at Dallas Cowboys, Jan. 16, 1983 (5 returns)

SACKS**Most Sacks, Game (Since 1963)**

8	at Philadelphia, Jan. 11, 2004
6	vs. Kansas City, Jan. 15, 1967
5	vs. Los Angeles Rams, Dec. 23, 1967 vs. St. Louis Cardinals, Jan. 8, 1983 vs. New England Patriots, Jan. 26, 1997 at Atlanta, Jan. 15, 2011

PENALTIES**Most Opponent Penalties, Game**

12	at Chicago Bears, Dec. 14, 1941
11	at New York Giants, Dec. 17, 1944
8	at San Francisco, Jan. 6, 1996 at San Francisco, Jan. 12, 2013

Fewest Opponent Penalties, Game

**0	at Philadelphia, Dec. 26, 1960
2	at New York Giants, Dec. 11, 1938 vs. New England, Jan. 26, 1997 vs. Seattle, Jan. 4, 2004 vs. San Francisco, Jan. 5, 2014
3	Nine times (last: vs. N.Y. Giants, Jan. 15, 2012)

* NFL Record

** Shares NFL Record

Super Bowl Record

Shares Super Bowl Record

GREEN BAY'S 50 POSTSEASON GAMES

Overall: 31-19

Home: 17-5

(Green Bay: 15-5; Milwaukee: 2-0)

Away: 9-13

Neutral: 5-1

Date	Playoff	Opponent	Res	Score	Attendance
Dec. 13, 1936	1936 NFL Championship	Boston Redskins (@ New York)	W	21-6	29,545
Dec. 11, 1938	1938 NFL Championship	at New York Giants	L	17-23	48,120
Dec. 10, 1939	1939 NFL Championship	New York Giants (@ Milwaukee)	W	27-0	32,279
Dec. 14, 1941	1941 Western Division Playoff	at Chicago Bears	L	14-33	43,425
Dec. 17, 1944	1944 NFL Championship	at New York Giants	W	14-7	46,016
Dec. 26, 1960	1960 NFL Championship	at Philadelphia Eagles	L	13-17	67,325
Dec. 31, 1961	1961 NFL Championship	New York Giants	W	37-0	39,029
Dec. 30, 1962	1962 NFL Championship	at New York Giants	W	16-7	64,892
Dec. 26, 1965	1965 Western Conf. Championship	Baltimore Colts	W	13-10 (ot)	50,484
Jan. 2, 1966	1965 NFL Championship	Cleveland Browns	W	23-12	50,777
Jan. 1, 1967	1966 NFL Championship	at Dallas Cowboys	W	34-27	74,152
Jan. 15, 1967	Super Bowl I (AFL-NFL World Champ.)	Kansas City Chiefs (@ Los Angeles)	W	35-10	61,946
Dec. 23, 1967	1967 Western Conf. Championship	Los Angeles Rams (@ Milwaukee)	W	28-7	49,861
Dec. 31, 1967	1967 NFL Championship	Dallas Cowboys	W	21-17	50,861
Jan. 14, 1968	Super Bowl II (AFL-NFL World Champ.)	Oakland Raiders (@ Miami)	W	33-14	75,546
Dec. 24, 1972	1972 NFC Divisional Playoff	at Washington Redskins	L	3-16	53,140
Jan. 8, 1983	1982 NFC First-Round Playoff	St. Louis Cardinals	W	41-16	54,282
Jan. 16, 1983	1982 NFC Second-Round Playoff	at Dallas Cowboys	L	26-37	63,972
Jan. 8, 1994	1993 NFC Wild Card Playoff	at Detroit Lions	W	28-24	68,479
Jan. 16, 1994	1993 NFC Divisional Playoff	at Dallas Cowboys	L	17-27	64,790
Dec. 31, 1994	1994 NFL Wild Card Playoff	Detroit Lions	W	16-12	58,125
Jan. 8, 1995	1994 NFC Divisional Playoff	at Dallas Cowboys	L	9-35	64,745
Dec. 31, 1995	1995 NFC Wild Card Playoff	Atlanta Falcons	W	37-20	60,453
Jan. 6, 1996	1995 NFC Divisional Playoff	at San Francisco 49ers	W	27-17	69,311
Jan. 14, 1996	1995 NFC Championship	at Dallas Cowboys	L	27-38	65,135
Jan. 4, 1997	1996 NFC Divisional Playoff	San Francisco 49ers	W	35-14	60,787
Jan. 12, 1997	1996 NFC Championship	Carolina Panthers	W	30-13	60,216
Jan. 26, 1997	Super Bowl XXXI ('96 season)	New England Patriots (@ New Orleans)	W	35-21	72,031
Jan. 4, 1998	1997 NFC Divisional Playoff	Tampa Bay Buccaneers	W	21-7	60,327
Jan. 11, 1998	1997 NFC Championship	at San Francisco 49ers	W	23-10	68,987
Jan. 25, 1998	Super Bowl XXXII ('97 season)	Denver Broncos (@ San Diego)	L	24-31	68,912
Jan. 3, 1999	1998 NFC Wild Card Playoff	at San Francisco 49ers	L	27-30	66,506
Jan. 13, 2002	2001 NFC Wild Card Playoff	San Francisco 49ers	W	25-15	59,825
Jan. 20, 2002	2001 NFC Divisional Playoff	at St. Louis Rams	L	17-45	66,338
Jan. 4, 2003	2002 NFC Wild Card Playoff	Atlanta Falcons	L	7-27	65,358
Jan. 4, 2004	2003 NFC Wild Card Playoff	Seattle Seahawks	W	33-27 (ot)	71,457
Jan. 11, 2004	2003 NFC Divisional Playoff	at Philadelphia Eagles	L	17-20 (ot)	67,707
Jan. 9, 2005	2004 NFC Wild Card Playoff	Minnesota Vikings	L	17-31	71,075
Jan. 12, 2008	2007 NFC Divisional Playoff	Seattle Seahawks	W	42-20	72,168
Jan. 20, 2008	2007 NFC Championship	New York Giants	L	20-23 (ot)	72,740
Jan. 10, 2010	2009 NFC Wild Card Playoff	at Arizona Cardinals	L	45-51 (ot)	61,926
Jan. 9, 2011	2010 NFC Wild Card Playoff	at Philadelphia Eagles	W	21-16	69,144
Jan. 15, 2011	2010 NFC Divisional Playoff	at Atlanta Falcons	W	48-21	69,210
Jan. 23, 2011	2010 NFC Championship	at Chicago Bears	W	21-14	62,377
Feb. 6, 2011	Super Bowl XLV ('10 season)	Pittsburgh Steelers (@ North Texas)	W	31-25	91,060
Jan. 15, 2012	2011 NFC Divisional Playoff	New York Giants	L	20-37	72,080
Jan. 5, 2013	2012 NFC Wild Card Playoff	Minnesota Vikings	W	24-10	71,548
Jan. 12, 2013	2012 NFC Divisional Playoff	at San Francisco 49ers	L	31-45	69,732
Jan. 5, 2014	2013 NFC Wild Card Playoff	San Francisco 49ers	L	20-23	77,525
Jan. 11, 2015	2014 NFC Divisional Playoff	Dallas Cowboys	W	26-21	79,704



1936 World Champions

Front (L-R): Tony Paulekas, Tiny Engebretsen, Lon Evans, Ade Schwammel, Champ Seibold, Frank Butler, George Sauer, Cal Clemens, Buckets Goldenberg. **Middle Row:** Head Coach Curly Lambeau, Bernie Scherer, Hank Bruder, Lou Gordon, George Svendsen, Walt Kiesling, Johnny Blood, Ernie Smith, Chester Johnston, Assistant Coach Red Smith. **Back Row:** Joe Laws, Arnie Herber, Herm Schneidman, Russ Letlow, Wayland Becker, Paul Miller, Clarke Hinkle, Don Hutson, Milt Gantenbein, Bobby Monnett.



PACKERS 21, BOSTON REDSKINS 6

1936 NFL Championship
Dec. 13 at Polo Grounds, New York

Although New York was not represented in the title playoff, the game was played at the Polo Grounds because George Preston Marshall, upset with Boston support, was shifting his Redskins franchise to Washington, D.C. In front of 29,545, Don Hutson caught a 48-yard touchdown pass from Arnie Herber in the first three minutes, and the Packers never trailed. Green Bay's two second-half scores were set up, respectively, by a 52-yard pass from Herber to Johnny "Blood" McNally and when Lon Evans blocked a punt.

Packers	7	0	7	7	—	21
Boston	0	6	0	0	—	6
GB	— Hutson 48 pass from Herber (Smith kick)					
Bos	— Rentner 2 run (kick failed)					
GB	— Gantenbein 8 pass from Herber (Smith kick)					
GB	— Monnett 2 run (Engebretsen kick)					



N.Y. GIANTS 23, PACKERS 17

1938 NFL Championship
Dec. 11 at Polo Grounds, New York

The Packers overcame an early 9-0 deficit, spanned by two blocked punts deep in their territory, but could not hold off the Giants in the second half. Early in the second quarter, Green Bay began to close in when Arnie Herber capitalized on a Paul (Tiny) Engebretsen interception by lofting a 40-yard touchdown strike to Carl

Mullenau, cutting the Giants' margin to 9-7. But the Giants converted a midfield fumble by Packers fullback Eddie Jankowski into a 16-7 lead. Green Bay trimmed the margin to two points before the half, when Clarke Hinkle crashed over from the 6-inch line following a 66-yard Cecil Isbell pass to Wayland Becker.

During the opening minutes of the second half, the Packers took their only lead, when an Engebretsen field goal presented them with a 17-16 edge. The Giants, however, stormed back with a 61-yard scoring drive, capped by a 23-yard pass from Ed Danowski to Hank Soar. Soar fought his way over the goal line from the 2, with Hinkle clinging to one leg, for what proved to be the winning touchdown. A (then) playoff-record 48,120 sat in on the proceedings.

Packers	0	14	3	0	—	17
New York	9	7	7	0	—	23
NY	— FG Cuff 14					
NY	— Leemans 6 run (kick failed)					
GB	— C.Mullenau 40 pass from Herber (Engebretsen kick)					
NY	— Barnard 21 pass from Danowski (Cuff kick)					
GB	— Hinkle 1 run (Engebretsen kick)					
GB	— FG Engebretsen 15					
NY	— Soar 23 pass from Danowski (Cuff kick)					



PACKERS 27, N.Y. GIANTS 0

1939 NFL Championship
Dec. 10 at State Fair Park, Milwaukee

The Packers gained long-awaited national respect with the first shutout in an NFL title game, 27-0. Despite bitter 35-mph winds, both Arnie Herber and Cecil Isbell passed for touchdowns in securing the team's fifth world championship before 32,279 fans.

Green Bay mounted a 7-0 halftime lead, by dint of a Herber scoring strike to Milt Gantenbein, as the Giants missed on three field goal attempts. The Packers pulled away in the third quarter on a 29-yard field goal by Paul (Tiny) Engebretsen, and a 31-yard TD pass from Isbell to Joe Laws, set up by Laws' 30-yard punt return. The Packers added 10 more points in the fourth quarter on a 42-yard field goal by Ernie Smith and a short scoring run by fullback Eddie Jankowski. Green Bay intercepted the Giants six times and held them to only 164 total yards.

New York	0	0	0	0	—	0
Packers	7	0	10	10	—	27
GB	— Gantenbein 7 pass from Herber (Engebretsen kick)					
GB	— FG Engebretsen 29					
GB	— Laws 31 pass from Isbell (Engebretsen kick)					
GB	— FG Smith 42					
GB	— Jankowski 1 run (E.Smith kick)					



CHICAGO BEARS 33, PACKERS 14

1941 Western Division Playoff
Dec. 14 at Wrigley Field, Chicago

In a playoff contest necessitated when the two teams finished the year 10-1, each having given the other its lone loss, the Packers fell victim to Chicago's offensive trio of George McAfee, Norm Standlee and Hugh Gallarneau in the 16-degree cold at Wrigley Field.

After the Bears fumbled the opening kick-off, Green Bay grabbed an early 7-0 lead, on Clarke Hinkle's 1-yard plunge. But Gallarneau's touchdown on an 81-yard punt return narrowed the gap to 7-6, before Chicago exploded for 24 second-quarter points to essentially settle the issue. The Bears rushed for 277 yards, including McAfee's team-record 119. Standlee ran for 19 and added two touchdowns.

The Bears also held Green Bay's prolific end, Don Hutson, to only one catch for 19 yards.

Packers	7	0	7	0	—	14
Chicago	6	24	0	3	—	33
GB	— Hinkle 1 run (Hutson kick)					
Chi	— Gallarneau 81 punt return (kick blocked)					
Chi	— FG Snyder 24					
Chi	— Standlee 3 run (Stydahar kick)					
Chi	— Standlee 2 run (Stydahar kick)					
Chi	— Swisher 9 run (Stydahar kick)					
GB	— Van Every 10 pass from Isbell (Hutson kick)					
Chi	— FG Snyder 26					



PACKERS 14, N.Y. GIANTS 7

1944 NFL Championship
Dec. 17 at Polo Grounds, New York

With peerless pass-catcher Don Hutson employed primarily as a decoy, fullback Ted Fritsch emerged as the offensive hero in the Packers' sixth world title victory.

Fritsch scored both Green Bay touchdowns, a 1-yard run on fourth-and-goal, and a 28-yard pass-and-run collaboration with Irv Comp in the second. Meanwhile, Ward Cuff scored the Giants' touchdown with a 1-yard plunge on the initial play of the fourth quarter, a drive which saw New York advance past its own 35-yard line for the first time in the game. Joe Laws, the Packers' veteran, 34-year-old all-purpose halfback, set a (then) playoff record with three interceptions, and rushed for 74 yards on 13 carries.

Packers	0	14	0	0	—	14
New York	0	0	0	7	—	7
GB	— Fritsch 1 run (Hutson kick)					
GB	— Fritsch 28 pass from Comp (Hutson kick)					
NY	— Cuff 1 run (Strong kick)					



PHILADELPHIA 17, PACKERS 13

1960 NFL Championship
Dec. 26 at Franklin Field, Philadelphia

The Packers couldn't hold a 13-10 fourth-quarter lead, yielding a late surge to the Eagles, who scored the deciding points on a 5-yard burst by Ted Dean.

Green Bay had stopped Philadelphia at its own 4 late in the third quarter, then recaptured the lead on a 7-yard TD pass from Bart Starr to Max McGee. But on the ensuing kickoff, Dean's 58-yard return ignited the Eagles, and led to his game-winning touchdown with 5:21 remaining. Green Bay made a last-ditch effort, driving to the Eagles' 22, but on its final play, Philadelphia's Chuck Bednarik stopped Jim Taylor at the 8 as time expired.

The contest marked the Packers' first title game appearance in 16 years. It would also mark Vince Lombardi's only playoff loss.

Packers	3	3	0	7	—	13
Philadelphia	0	10	0	7	—	17
GB	— FG Hornung 20					
GB	— FG Hornung 23					
Phi	— McDonald 35 pass from Van Brocklin (Walston kick)					
Phi	— FG Walston 15					
GB	— McGee 7 pass from Starr (Hornung kick)					
Phi	— Dean 5 run (Walston kick)					

**PACKERS 37, N.Y. GIANTS 0**

1961 NFL Championship

Dec. 31 at *City Stadium, Green Bay*

Paul Hornung, on leave from the Army, tied a (then) playoff record with 19 points, keying the Packers' rout of the Giants in the first title game ever played in Green Bay.

A (then) team-record 39,029 watched the Green and Gold erupt for 24 points in the second quarter. In all, the Packers scored seven times against the NFL's top defensive team, amassing four touchdowns and three field goals. The defense, meanwhile, proved a devastating complement, intercepting four passes and recovering one fumble, while limiting New York to six first downs and 130 total yards.

Two interceptions, by Ray Nitschke and Hank Gremminger, set up the team's second and third touchdowns, while the fumble recovery (by Forrest Gregg) led to Hornung's second field goal. Hornung's final FG came after Jesse Whittenton's interception.

*—renamed Lambeau Field in 1965

New York	0	0	0	0	—	0
Packers	0	24	10	3	—	37
GB — Hornung 6 run (Hornung kick)						
GB — Dowler 13 pass from Starr (Hornung kick)						
GB — R.Kramer 14 pass from Starr (Hornung kick)						
GB — FG Hornung 17						
GB — FG Hornung 22						
GB — R.Kramer 13 pass from Starr (Hornung kick)						
GB — FG Hornung 19						

**PACKERS 16, N.Y. GIANTS 7**

1962 NFL Championship

Dec. 30 at *Yankee Stadium, New York*

In a raw, cyclonic setting (13-degree temperatures and 40-mile-per-hour winds), the Packers led the entire game, a primitive, hand-to-hand struggle. Ray Nitschke, the game's eventual MVP, proved the principal frustration to New York, seeking redemption for a shutout humiliation in the '61 title game. Early in the contest, Nitschke deflected a Giants pass, triggering an inter-

ception that blunted the drive at the Green Bay 10. The linebacker also recovered two fumbles, one that led to the Packers' only touchdown, and another that set up a 29-yard field goal by Jerry Kramer, whose trio of three-pointers provided the eventual margin.

The Giants' only TD came after blocking a Max McGee punt in the Green Bay end zone, midway through the third quarter.

A battered Jim Taylor, engaged in a fierce battle with New York's Sam Huff, set a franchise playoff record with 31 rushing attempts, good for 85 yards.

Packers	3	7	3	3	—	16
New York	0	0	7	0	—	7
GB — FG J.Kramer 26						
GB — Taylor 7 run (J.Kramer kick)						
NY — Collier blocked punt recovery in end zone (Chandler kick)						
GB — FG J.Kramer 29						
GB — FG J.Kramer 30						

**PACKERS 13, BALTIMORE 10 (OT)**

1965 Western Conference Championship

Dec. 26 at *Lambeau Field, Green Bay*

Don Chandler's game-winning field goal at 13:39 of sudden death, ended the Packers' first-ever overtime game, and their only such playoff contest until 2003. His 25-yard kick sent Green Bay to the NFL championship, after both the Colts and Packers ended the regular season 10-3-1.


Chandler's first field goal, a game-tying 22-yarder with 1:58 left in regulation, remains controversial. Baltimore loyalists, led by coach Don Shula, claimed it sailed wide right. The kick, which flew high above the upright, actually triggered the league to extend the goal posts' height for the following season.

The Colts, playing without starting quarterback Johnny Unitas (knee) and his backup Gary Cuozzo (dislocated shoulder), used halfback Tom Matte as a fill-in. Matte completed only five passes, but did gain 57 yards rushing.

Baltimore held a 10-0 halftime lead, scoring 21 seconds into the game when linebacker Don Shinnick returned a Bill Anderson fumble 25 yards for a touchdown. Bart Starr, in pursuit, injured his ribs on the play, Green Bay's first from scrimmage.

Zeke Bratkowski replaced Starr for the balance of the afternoon, completing 22 of 39 passes for 248 yards. The Packers moved to within 10-7 in the third quarter when Paul Hornung scored on a 1-yard run, setting the stage for Chandler's heroics.

Baltimore	7	3	0	0	—	10
Packers	0	0	7	3	—	13
Bal — Shinnick 25 fumble return (Michaels kick)						
Bal — FG Michaels 15						
GB — Hornung 1 run (Chandler kick)						
GB — FG Chandler 22						
GB — FG Chandler 25						

**PACKERS 23, CLEVELAND 12**

1966 NFL Championship

Jan. 2, 1966, at *Lambeau Field, Green Bay*


After four inches of snow softened the Lambeau surface, the Packers used their running game to rally past Cleveland, and a crowd of 50,777 celebrated the team's third championship in five years.

Paul Hornung (18-105) and Jim Taylor (27-96) amassed 201 yards rushing, helping the Packers overcome an early 9-7 deficit.

Packers defenders, meanwhile, allowed only 50 yards to Cleveland's Jim Brown, the league's leading rusher with 1,544 yards during the year.

In the third quarter, Bart Starr finally settled the see-saw battle, escorting the Packers on a 90-yard, 11-play drive, ending when Hornung scored on a 13-yard sweep around the Browns' right perimeter. Kickers Don Chandler and Lou Groza booted five total field goals.

Cleveland	9	3	0	0	—	12
Packers	7	6	7	3	—	23
GB — Dale 47 pass from Starr (Chandler kick)						
Cle — Collins 17 pass from Ryan (kick failed)						
Cle — FG Groza 24						
GB — FG Chandler 15						
GB — FG Chandler 23						
Cle — FG Groza 28						
GB — Hornung 13 run (Chandler kick)						
GB — FG Chandler 29						

**PACKERS 34, DALLAS 27**

1967 NFL Championship

Jan. 1, 1967, at *Cotton Bowl, Dallas*

Bart Starr, in one of his finest hours, threw four touchdowns, and Tom Brown thwarted a last-minute Cowboys bid, leading Green Bay to its second straight title and fourth in six years.

With 28 seconds left, Brown stunned most of the 74,152 fans when he intercepted Don Meredith's fourth-down pass in the end zone.

The Packers mounted a quick 14-0 lead, after Starr hit Elijah Pitts on a 21-yard touchdown, and rookie Jim Grabowski returned a fumble 18 yards for a score. But an explosive Dallas comeback cut the margin to 21-17 by halftime, and 21-20 after Danny Villanueva's third-quarter field goal. Starr then hit Boyd Dowler and Max McGee with 16- and 28-yard scoring passes, respectively, to provide a cushion against the Cowboys' late surge.

Packers	14	7	7	6	—	34
Dallas	14	3	3	7	—	27
GB — Pitts 17 pass from Starr (Chandler kick)						
GB — Grabowski 18 fumble return (Chandler kick)						
Dal — Reeves 3 run (Villanueva kick)						
Dal — Perkins 23 run (Villanueva kick)						
GB — Dale 51 pass from Starr (Chandler kick)						
Dal — FG Villanueva 11						
Dal — FG Villanueva 32						
GB — Dowler 16 pass from Starr (Chandler kick)						
GB — McGee 28 pass from Starr (kick blocked)						
Dal — Clarke 68 pass from Meredith (Villanueva kick)						



PACKERS 28, LOS ANGELES 7

1967 Western Conf. Championship
 Dec. 23 at County Stadium, Milwaukee


Travis Williams scored two touchdowns, and the Packers weathered three early turnovers, downing the Rams in the first regularly scheduled conference playoff in NFL history.

After L.A. got on the board first with Roman Gabriel's 29-yard scoring pass to Bernie Casey, the Packers responded with 28 unanswered points, in one of Milwaukee County Stadium's more memorable games.

Williams rushed for 88 yards on 18 carries, while Bart Starr threw for 222 yards with one touchdown and set a then-team record by completing 73.9 percent of his passes (17 of 23). End Carroll Dale caught Starr's scoring toss, one of six catches for 109 yards. The Packers also sacked Gabriel five times, including 3½ by Henry Jordan.

Green Bay's victory kicked off a trio of postseason wins that included the legendary Ice Bowl NFL championship eight days later, and a second straight Super Bowl victory.

Los Angeles	7	0	0	0	—	7
Packers	0	14	7	7	—	28
GB — Casey	29 pass from Gabriel (Gossett kick)					
GB — Williams	46 run (Chandler kick)					
GB — Dale	17 pass from Starr (Chandler kick)					
GB — Mercein	6 run (Chandler kick)					
GB — Williams	2 run (Chandler kick)					



WASHINGTON 16, PACKERS 3


1972 NFC Divisional Playoff
 Dec. 24 at RFK Stadium, Washington, D.C.

Chester Marcol's 17-yard field goal early in the second quarter put the Packers off front, but late in the same period, Billy Kilmer's TD to Roy Jefferson gave the Redskins a lead they never yielded. Curt Knight kicked three field goals to provide the Redskins' other points before a crowd of 53,140 fans.

John Brockington, the Packers' 1,000-yard rusher, had to settle for 9 yards on 13 carries as the Redskins

used a five-man defensive line to shut down the running game. Washington's Larry Brown rushed for 101 yards on 25 carries.

Packers	0	3	0	0	—	3
Washington	0	10	0	6	—	16
GB — FG Marcol	17					
Was — Jefferson	32 pass from Kilmer (Knight kick)					
Was — FG Knight	42					
Was — FG Knight	35					
Was — FG Knight	46					



PACKERS 41, ST. LOUIS 16

1982 NFC First-Round Playoff
 Jan. 8, 1983, at Lambeau Field, Green Bay

The Packers halted a first-quarter Cardinals drive at the 1, then scored a (then) franchise-record 41 points to open the Super Bowl tournament, following the strike-shortened 1982 season.


Lynn Dickey culminated two long TD drives with passes to John Jefferson and James Lofton. The Packers then capitalized

on a pair of St. Louis turnovers, converting each into an Eddie Lee Ivery TD.

Green Bay led 28-9 at half, and 41-9 in the fourth. Dickey (17 of 23, 260 yards, no interceptions) tied a team playoff record with four TD passes. Jefferson (six catches) set a (then) club postseason mark with 148 receiving yards, including a 60-yard TD reception. And, Jan Stenerud kicked a 46-yard field goal, then the longest in team playoff history.

St. Louis	3	6	0	7	—	16
Packers	7	21	10	3	—	41
StL — FG O'Donoghue	18					
GB — Jefferson	60 pass from Dickey (Stenerud kick)					
GB — Lofton	20 pass from Dickey (Stenerud kick)					
GB — Ivery	2 run (Stenerud kick)					
GB — Ivery	4 pass from Dickey (Stenerud kick)					
StL — Tilley	5 pass from Lomax (kick blocked)					
GB — FG Stenerud	46					
GB — Jefferson	7 pass from Dickey (Stenerud kick)					
GB — FG Stenerud	34					
StL — Shumann	18 pass from Lomax (O'Donoghue kick)					

THE ICE BOWL



PACKERS 21, DALLAS 17

1967 NFL Championship
 Dec. 31 at Lambeau Field, Green Bay

Bart Starr's game-winning touchdown, a 1-yard dive behind Jerry Kramer and Ken Bowman with 13 seconds remaining, clinched a third straight Green Bay championship and ended the "Ice Bowl."

Starr's score, on third down with no timeouts left, climaxed a 68-yard, 12-play drive which began with 4:50 on the clock. In all, 50,861 watched the coldest game in league annals. Kickoff temperature was 13 below zero and the wind chill was minus-46.

Like the year before, the Packers grabbed an early 14-0 advantage. But this time the Cowboys came back, gaining a 17-14 edge on the first play of the fourth quarter, when Lance Rentzel caught a 50-yard touchdown from halfback Dan Reeves. The contest was later voted the greatest game in pro football history.

Dallas	0	10	0	7	—	17
Packers	7	7	0	7	—	21
GB — Dowler	8 pass from Starr (Chandler kick)					
GB — Dowler	43 pass from Starr (Chandler kick)					
Dal — Andrie	7 fumble return (Villanueva kick)					
Dal — FG Villanueva	21					
Dal — Rentzel	50 pass from Reeves (Villanueva kick)					
GB — Starr	1 run (Chandler kick)					



DID YOU KNOW?

- Starr's touchdown play, "31 Wedge," called for Chuck Mercein to get the ball. No one expected Starr to keep it.
- Officially, the field's \$80,000 heating system failed due to cold. Unofficially, some say, Vince Lombardi turned it off.
- The play before Starr's TD, Donny Anderson actually broke the plane, but Lee Roy Jordan knocked the ball from his hands, and Anderson had to retrieve it on the other side.
- Officials could not use whistles to stop play. They froze.

- The team canceled marching-band performances after noticing blood on a few of the musicians' faces.
- Packers fans several times during the contest leaned over the front row to unplug the Cowboys' heated benches.
- After the game, several fans passed out soon after warming up. Their thawed systems finally registered the alcohol they'd consumed to keep warm during the game.
- One fan, an elderly gentleman, died due to exposure.

**DALLAS 37, PACKERS 26**

1982 NFC Second-Round Playoff

Jan. 16, 1983, at Texas Stadium, Irving

Dallas' late 74-yard touchdown drive ended all Green Bay comeback hopes, in front of 63,972 fans.

The Packers pulled to within four, 30-26, when Mark Lee returned a fourth-quarter interception 22 yards for a touchdown. Green Bay in the second half rolled up 363 yards of total offense and outscored Dallas, 19-17. But despite a then-team-record 466 overall yards, Green Bay couldn't overcome a slow start and a 20-7 halftime deficit.

Lynn Dickey threw for a (then) team playoff-record 332 yards (19 of 36). Split end James Lofton emerged with 109 yards on five receptions and spiced the Packers' second-half comeback by taking a reverse 71 yards for a TD, matching the NFL's longest postseason run from scrimmage (since broken).

The Cowboys' Dennis Thurman intercepted three passes, returning one 39 yards for a touchdown and another to end the Packers' last-gasp possession in the fourth quarter.

Packers	0	7	6	13	—	26
Dallas	6	14	3	14	—	37
Dal — FG	Septien 50					
Dal — FG	Septien 34					
GB — Lofton	6 pass from Dickey (Stenerud kick)					
Dal — Newsome	2 run (Septien kick)					
Dal — Thurman	39 interception return (Septien kick)					
GB — FG	Stenerud 30					
GB — FG	Stenerud 33					
Dal — FG	Septien 24					
GB — Lofton	71 run (kick blocked)					
Dal — Cosbie	7 pass from D.White (Septien kick)					
GB — Lee	22 interception return (Stenerud kick)					
Dal — Newhouse	1 run (Septien kick)					

**PACKERS 28, DETROIT 24**

1993 NFC Wild Card Playoff

Jan. 8, 1994, at Silverdome, Pontiac, Mich.

Brett Favre's 40-yard touchdown pass to Sterling Sharpe in the final minute gave Green Bay one of the most electrifying victories in its rich postseason history.

Favre's pass, a scrambling, cross-the-body throw from extreme left to extreme right, found Sharpe wide open in the end zone with 55 seconds remaining. It capped a see-saw battle with the NFC Central Division champion Lions.

Earlier, rookie safety George Teague returned an Erik Kramer interception 101 yards for a touchdown, longest in NFL playoff annals, giving Green Bay a 21-17 lead. Sharpe (five catches, 101 yards) also made the record book, tying an NFL playoff mark with three touchdown receptions.

The Lions' Barry Sanders, returning from a knee injury, ignited the Silverdome crowd of 68,479 with 169 yards rushing.

Packers	0	7	14	7	—	28
Detroit	3	7	7	7	—	24
Det — FG	Hanson 47					
GB — Sharpe	12 pass from Favre (Jacke kick)					
Det — Perriman	1 pass from Kramer (Hanson kick)					
Det — Jenkins	15 interception return (Hanson kick)					
GB — Sharpe	28 pass from Favre (Jacke kick)					
GB — Teague	101 interception return (Jacke kick)					
Det — D.Moore	5 run (Hanson kick)					
GB — Sharpe	40 pass from Favre (Jacke kick)					

**DALLAS 27, PACKERS 17**

1993 NFC Divisional Playoff

Jan. 16, 1994, at Texas Stadium, Irving

The Cowboys' 17-point second-quarter surge overcame an early Packers lead and gave the eventual Super Bowl champions momentum they would not relinquish.

But the Packers held that momentum in the first quarter. They stopped Bill Bates short on a fourth-down fake punt, and capitalized on great field position to score the game's first points, a Chris Jacke field goal.

Brett Favre threw for 331 yards and Sterling Sharpe (six recep-

tions, 128 yards) turned in a second straight 100-yard effort. Dallas' Troy Aikman completed 28 of 37 passes for 302 yards and three touchdowns, while Michael Irvin added nine receptions for 126 yards.

Packers	3	0	7	7	—	17
Dallas	0	17	7	3	—	27
GB — FG	Jacke 30					
Dal — Harper	25 pass from Aikman (Murray kick)					
Dal — FG	Murray 41					
Dal — Novacek	6 pass from Aikman (Murray kick)					
Dal — Irvin	19 pass from Aikman (Murray kick)					
GB — Brooks	13 pass from Favre (Jacke kick)					
Dal — FG	Murray 38					
GB — Sharpe	29 pass from Favre (Jacke kick)					

**PACKERS 16, DETROIT 12**

1994 NFC Wild Card Playoff

Dec. 31 at Lambeau Field, Green Bay

Spurred by a classic defensive performance, the Packers outlasted Detroit in Green Bay's first home playoff game since 1982. Coordinator Fritz Shurmur held the NFL's leading rusher, Barry Sanders, to a career-low minus-1 yard, on 13 attempts, and limited the Lions collectively on the ground to minus-4 yards (a record that still stands today) — erasing a 31-year-old

league playoff record.

Brett Favre directed several long drives, including a 76-yard excursion on the game's opening series, capped by a 3-yard touchdown run by Dorsey Levens. Green Bay, who controlled the ball for 37-plus minutes, played turnover-free throughout, entertaining the 58,125 fans. Chris Jacke added three field goals, including a Packers postseason-record 51-yarder.

The Lions pulled to within 13-10 in the fourth quarter, on Dave Krieg's 3-yard touchdown pass to Brett Perriman, and reached the Packers' 11-yard line on their final drive in the game's closing moments. But the Green Bay defense stiffened, recapturing the ball on downs, before Packers punter Craig Henrich ran out an intentional safety to run out the day's final seven seconds.

Detroit	0	0	3	9	—	12
Packers	7	3	3	3	—	16
GB — Levens	3 run (Jacke kick)					
GB — FG	Jacke 51					
Det — FG	Hanson 38					
GB — FG	Jacke 32					
Det — Perriman	3 pass from Krieg (Hanson kick)					
GB — FG	Jacke 28					
Det — Safety,	Henrich ran out of end zone					

**DALLAS 35, PACKERS 9**

1994 NFC Divisional Playoff


Jan. 8, 1995, at Texas Stadium, Irving

The Packers couldn't overcome a 28-9 halftime deficit, and despite 327 yards of total offense, fell to Dallas' arsenal of offensive superstars in the NFC semifinals.

Trailing only 7-3 in the first quarter, the Packers pinned Dallas deep in its own territory. But Troy Aikman then connected with Alvin Harper on a then-NFL playoff-record 94-yard touchdown pass. Aikman threw for 337 yards, and three Dallas receivers — Michael Irvin (111), Harper (108) and Jay Novacek (104) — had 100-yard days. Dallas backup Blair Thomas rushed for 70 yards and two scores after replacing Emmitt Smith, who left in the first quarter after aggravating a hamstring injury.

Packers flanker Robert Brooks, moving into the spot usually occupied by an injured Sterling Sharpe, equaled his career best with eight receptions, for a game-high 138 yards.

Packers	3	6	0	0	—	9
Dallas	14	14	0	7	—	35
Dal — E.Smith	5 run (Boniol kick)					
GB — FG	Jacke 50					
Dal — Harper	94 pass from Aikman (Boniol kick)					
Dal — B.Thomas	1 run (Boniol kick)					
GB — Bennett	1 run (pass failed)					
Dal — Galbraith	1 pass from Aikman (Boniol kick)					
Dal — B.Thomas	2 run (Boniol kick)					



PACKERS 37, ATLANTA 20

1995 NFC Wild Card Playoff
Dec. 31 at Lambeau Field, Green Bay

Utilizing a balanced offensive attack, including Edgar Bennett's (then) franchise playoff-record 108 rushing yards, Green Bay toppled the Falcons on a foggy, 30-degree afternoon. The Packers had earned their first NFC Central crown in 23 years.

Jeff George's 65-yard touchdown pass to Eric Metcalf gave Atlanta a 7-0 edge

three minutes into the game and stunned the crowd of 60,453. But the Packers quickly regained control, scoring two first-quarter TDs.

Green Bay broke open the game midway through the second period, when rookie Antonio Freeman became the first Packers player to return a kick for a postseason touchdown, taking a punt back 76 yards. Then, with less than one minute left in the first half, Mark Chmura caught a 2-yard touchdown from Brett Favre, capping a 14-play, 85-yard drive, extending the lead to 27-10.

Favre's third TD toss — a perfect, lofting spiral to Dorsey Levens with just under eight minutes left — cemented the issue. Favre completed passes to nine receivers, while Bennett averaged 4.5 yards on the ground, with one TD, on 24 attempts.

Atlanta	7	3	0	10	—	20
Packers	14	13	0	10	—	37

- Atl — Metcalf 65 pass from J.George (Andersen kick)
- GB — Bennett 8 run (Jacke kick)
- GB — R.Brooks 14 pass from Favre (Jacke kick)
- Atl — FG Andersen 31
- GB — Freeman 76 punt return (bad snap)
- GB — Chmura 2 pass from Favre (Jacke kick)
- Atl — Birden 27 pass from J.George (Andersen kick)
- GB — Levens 18 pass from Favre (Jacke kick)
- Atl — FG Andersen 22
- GB — FG Jacke 25



PACKERS 27, SAN FRANCISCO 17

1995 NFC Divisional Playoff
Jan. 6, 1996, at 3Com Park, San Francisco

Physically menacing the 49ers offense, Green Bay shocked the defending Super Bowl champions and advanced to the NFC Championship for the first time.

The victory, especially sweet for San Francisco native Mike Holmgren, marked the coach's first game against the club that launched his pro coaching career.

After the Niners blocked a field goal to end Green Bay's opening drive, the Packers defense set the tone for the rest of the game. On San Francisco's first play, Wayne Simmons drilled fullback Adam Walker on a screen pass, forcing a fumble that rookie Craig Newsome returned 31 yards for the day's first points. The Packers then mounted 62- and 72-yard scoring drives on their next two possessions; Brett Favre's touchdown passes to Keith Jackson and Mark Chmura, respectively, gave Green Bay a 21-0 second-quarter advantage.

Favre, the NFL's MVP, completed 21 of 28 passes (75 percent), while Jackson, whose two long receptions over the middle set up Packers scores, caught four for 101 yards. Robert Brooks' four catches totaled 103 yards.

The Packers defense forced four turnovers and battered Steve Young all afternoon, with three sacks and countless knockdowns, forcing him to attempt an NFL playoff-record 65 passes in a futile comeback bid. Meanwhile, San Francisco's receiver nonpareil, Jerry Rice, made 11 receptions but had few yards after the catch.

Green Bay posted the only road victory by an NFC team in the divisional playoffs from 1990-99.

Packers	14	7	3	3	—	27
San Francisco	0	3	7	7	—	17

- GB — Newsome 31 fumble return (Jacke kick)
- GB — Jackson 3 pass from Favre (Jacke kick)
- GB — Chmura 13 pass from Favre (Jacke kick)
- SF — FG Wilkins 21
- SF — Young 1 run (Wilkins kick)
- GB — FG Jacke 27
- GB — FG Jacke 26
- SF — Loville 2 run (Wilkins kick)



DALLAS 38, PACKERS 27

1995 NFC Championship
Jan. 14, 1996, at Texas Stadium, Irving

Green Bay, one win from its first Super Bowl in 28 years, held a fourth-quarter lead before succumbing to the offensive firepower of the eventual league champions.

Emmitt Smith (35-150), behind his massive offensive line, rushed for three touchdowns, ending the Packers' season at Texas Stadium for the third straight year.

After the Packers converted a blocked punt into a field goal, Troy Aikman threw two TD passes to Michael Irvin. Brett Favre answered with two scores of his own — at the time a team postseason-record 73-yard pass to Robert Brooks and a Keith Jackson connection — to vault Green Bay into the lead, 17-14. Dallas added 10 points before halftime, though, to go up 24-17.

Green Bay got the second half's first 10 points, including Favre's 1-yard touchdown pass to Brooks, and held a 27-24 lead at the end of three quarters.

But Smith's talents glistened in the fourth quarter. His two rushing TDs — sandwiched around Larry Brown's drive-killing interception in Dallas territory — gave the Cowboys their third Super Bowl appearance in four years.

Packers	10	7	10	0	—	27
Dallas	14	10	0	14	—	38

- GB — FG Jacke 46
- Dal — Irvin 6 pass from Aikman (Boniol kick)
- Dal — Irvin 4 pass from Aikman (Boniol kick)
- GB — Brooks 73 pass from Favre (Jacke kick)
- GB — Jackson 24 pass from Favre (Jacke kick)
- Dal — FG Boniol 34
- Dal — E.Smith 1 run (Boniol kick)
- GB — FG Jacke 37
- GB — Brooks 1 pass from Favre (Jacke kick)
- Dal — E.Smith 5 run (Boniol kick)
- Dal — E.Smith 16 run (Boniol kick)



PACKERS 35, SAN FRANCISCO 14

1996 NFC Divisional Playoff
Jan. 4, 1997, at Lambeau Field, Green Bay

Jump-started by their special teams, specifically two punt returns by Desmond Howard, the Packers took the first step toward an eventual berth in Super Bowl XXXI by eliminating the 49ers for a second straight year. With rain since early morning on a cold and dreary day, the field offered less-than-ideal footing, and deteriorated into a quagmire by game's end. Despite the weather, 60,787 spectators (three no-shows) still showed up.

After the 49ers went three-and-out on their first drive, Howard weaved his way through several defenders for a 71-yard touchdown just 2:15 into the game. Then, midway through the first quarter, Howard broke free on a second punt return, traveling 46 yards before San Francisco tripped him up at its own 7. Moments later, Brett Favre hit Andre Rison on a 4-yard touchdown pass to give Green Bay a 14-0 advantage.

After an Edgar Bennett TD, the 49ers converted two Green Bay special-teams miscues into 14 points, bringing the game back within reach. First, a San Francisco punt bounced off Chris Hayes' leg and the 49ers recovered at the Green Bay 26, setting up a Terry Kirby touchdown catch. Then, when the Packers failed to field a short kickoff to open the second half, San Francisco recovered at the Green Bay 4, and, on the next play, Elvis Grbac's naked bootleg trimmed the Packers' lead to 21-14.

To their credit, the Packers stormed back on their next possession, going 72 yards in 12 plays, a drive capped when Antonio Freeman recovered Bennett's fumble in the end zone.

Neither team gained many yards in the sloppy conditions. Green Bay racked up only 210 yards, including a club postseason-low 71 passing. Bennett was the Packers' workhorse, running for 80 yards and two touchdowns on 17 carries. Steve Young's broken ribs, suffered one week earlier, forced him out after two series and San Francisco managed just 196 total yards.


1996 NFC Divisional Playoff, continued

San Francisco	0	7	7	0	—	14
Packers	14	7	7	7	—	35

GB — Howard 71 punt return (Jacke kick)
 GB — Rison 4 pass from Favre (Jacke kick)
 GB — Bennett 2 run (Jacke kick)
 SF — Kirby 8 pass from Grbac (Wilkins kick)
 SF — Grbac 4 run (Wilkins kick)
 GB — Freeman fumble recovery in end zone (Jacke kick)
 GB — Bennett 11 run (Jacke kick)

Carolina	7	3	3	0	—	13
Packers	0	17	10	3	—	30

Car — Griffith 3 pass from Collins (Kasay kick)
 GB — Levens 29 pass from Favre (Jacke kick)
 Car — FG Kasay 22
 GB — Freeman 6 pass from Favre (Jacke kick)
 GB — FG Jacke 31
 GB — FG Jacke 32
 Car — FG Kasay 23
 GB — Bennett 4 run (Jacke kick)
 GB — FG Jacke 28



PACKERS 30, CAROLINA 13

1996 NFC Championship
 Jan. 12, 1997, at Lambeau Field, Green Bay

The Packers overcame two early deficits to defeat upstart Carolina and earn a berth to their first Super Bowl in 29 years, largely on the strength of Dorsey Levens' 205 yards of offense. It was the first title game in Green Bay since the legendary 1967 "Ice Bowl."

Not quite 10 minutes into the game, linebacker Sam Mills intercepted Brett Favre deep in Green Bay territory, setting up Kerry Collins' 3-yard TD toss to Howard Griffith.

On the first snap of the second quarter, Levens evened the score, out-jumping Carolina's Eric Davis at the right edge of the end zone on a 29-yard touchdown reception. The previous play, Levens had rushed for 35 yards on third-and-1.


Carolina converted a Favre fumble, near midfield, into a field goal, but the Packers stormed back with 10 points in the final minute of the first half. Favre connected with Antonio Freeman for a touchdown on a 6-yard fade with 48 seconds remaining, capping a 15-play, 71-yard drive. When the Panthers then attempted to move downfield, rookie Tyrone Williams made a diving interception at the Packers' 38, which Chris Jacke turned into a 31-yard field goal 10 seconds before halftime.

Late in the third quarter, Edgar Bennett strolled untouched through the middle on a 4-yard touchdown, giving Green Bay a 27-13 lead. Levens set up the score on the previous play, going 66 yards down the right sideline on a perfectly executed screen.

Green Bay put up 479 net yards, a then-team playoff record. It churned out 201 rushing yards (99 on Bennett's 25 carries, 88 on only 10 attempts by Levens). Levens also made five receptions for 117 yards, and Favre completed 19 of 29 for 292 yards.

While the weather certainly was cold — 3 degrees with a minus-17 wind chill — the storyline before the game was the field, ravaged against San Francisco the previous week, when rainy conditions turned it into a mud pit. The Packers installed an all-new surface days prior to the game, with sod trucked in from Maryland on more than two dozen semis.

The George S. Halas Trophy, symbolic of the National Football Conference Championship, was presented to President Bob Harlan, General Manager Ron Wolf and Head Coach Mike Holmgren in an on-field ceremony following the game.



PACKERS 21, TAMPA BAY 7

1997 NFC Divisional Playoff
 Jan. 4, 1998, at Lambeau Field, Green Bay

In a hard-fought, defensive struggle — much like their two earlier meetings during the regular season — the Packers' offensive superiority overwhelmed the Bucs on a gray day. Dorsey Levens' (then) team playoff-record 112 rushing yards helped Green Bay maintain control.

The Packers foiled three first-half field-goal opportunities. On the first, Bob Kuberski surged up the middle to block Michael Husted's 43-yard attempt. On the second, Keith McKenzie stuffed Tampa Bay's fake field goal for no gain. Then, on the third, Bucs long snapper Dave Moore sailed the ball over holder Steve Walsh's head.

After Kuberski's block, Brett Favre moved 67 yards for the team's first score, a touchdown pass to Mark Chmura. Rookie Ryan Longwell then hit two field goals, the second set up by a Tyrone Williams interception in Bucs territory.

Tampa Bay, making its first playoff appearance in 15 years, got its only points after intercepting Favre and driving 94 yards for a Mike Alstott touchdown. But the Packers kept the Bucs at arm's length, when Levens, who had 88 yards after halftime, punched in a short touchdown run early in the fourth quarter and Favre converted a two-point conversion on a quarterback draw.

Warren Sapp forced two fumbles and sacked Favre three times. The two combatants openly jawed throughout the contest in an intriguing sideshow.

Tampa Bay	0	0	7	0	—	7
Packers	7	6	0	8	—	21

GB — Chmura 3 pass from Favre (Longwell kick)
 GB — FG Longwell 21
 GB — FG Longwell 32
 TB — Alstott 6 run (Husted kick)
 GB — Levens 2 run (Favre run)


PACKERS HOME PLAYOFF WEATHER, BY TEMPERATURE

Green Bay ...

Date	Opponent	Game	Result	Kickoff	Conditions
Dec. 31, 1967	Dallas Cowboys	NFL Championship Game	W, 21-17	-13°	-46° wind chill
Jan. 20, 2008	New York Giants	NFC Championship Game	L, 20-23 (ot)	-1°	-23° wind chill
Jan. 12, 1997	Carolina Panthers	NFC Championship Game	W, 30-13	3°	-17° wind chill
Jan. 5, 2014	San Francisco 49ers	NFC Wild Card Playoff	L, 20-23	5°	-10° wind chill
Jan. 8, 1983	St. Louis Cardinals	Super Bowl Tourn., First Round	W, 41-16	20°	
Jan. 4, 2004	Seattle Seahawks	NFC Wild Card Playoff	W, 33-27 (ot)	20°	7° wind chill
Dec. 31, 1961	New York Giants	NFL Championship Game	W, 37-0	21°	5° wind chill
Jan. 11, 2015	Dallas Cowboys	NFC Divisional Playoff	W, 26-21	24°	
Jan. 9, 2005	Minnesota Vikings	NFC Wild Card Playoff	L, 17-31	26°	
Jan. 4, 1998	Tampa Bay Buccaneers	NFC Divisional Playoff	W, 21-7	28°	patchy, freezing drizzle
Jan. 13, 2002	San Francisco 49ers	NFC Wild Card Playoff	W, 25-15	28°	
Jan. 5, 2013	Minnesota Vikings	NFC Wild Card Playoff	W, 24-10	29°	
Dec. 31, 1995	Atlanta Falcons	NFC Wild Card Playoff	W, 37-20	30°	light fog
Jan. 4, 2003	Atlanta Falcons	NFC Wild Card Playoff	L, 7-27	31°	light snow throughout game
Jan. 12, 2008	Seattle Seahawks	NFC Divisional Playoff	W, 42-20	31°	heavy snow throughout game
Jan. 15, 2012	New York Giants	NFC Divisional Playoff	L, 20-37	31°	
Dec. 26, 1965	Baltimore Colts	NFL Western Conf. Playoff	W, 13-10 (ot)	32°	
Jan. 2, 1966	Cleveland Browns	NFL Championship Game	W, 23-12	33°	3.5 in. snow removed pregame
Dec. 31, 1994	Detroit Lions	NFC Wild Card Playoff	W, 16-12	33°	
Jan. 4, 1997	San Francisco 49ers	NFC Divisional Playoff	W, 35-14	34°	rain throughout game

Milwaukee ...

Dec. 23, 1967	Los Angeles Rams	NFL Western Conf. Playoff	W, 28-7	20°	0° wind chill
Dec. 10, 1939	New York Giants	NFL Championship Game	W, 27-0	46°	34 mph winds, 21° wind chill



PACKERS 23, SAN FRANCISCO 10
 1997 NFC Championship
 Jan. 11, 1998, at 3Com Park, San Francisco
 Green Bay, in its third straight NFC Championship, never allowed the 49ers to get started and advanced to a second consecutive Super Bowl. In the process, the Packers purged San Francisco for a third straight year, the second time at 3Com.

From the outset, on a rain-swept afternoon, the Packers were able to pick on San Francisco's cornerbacks, moving 76 yards on their first possession. Early in the second quarter, Eugene Robinson stepped in front of a Steve Young pass and weaved across the field 58 yards to the 49ers' 28. Two plays later, Antonio Freeman caught a short slant from Brett Favre, cut back against the grain and broke several tackles for a 27-yard touchdown, and a 10-0 Green Bay lead.

Late in the opening half, the 49ers had to settle for a field goal after three straight incompletions from the Green Bay 10. Then, in the waning seconds, Favre connected with Freeman on a 40-yard bomb, to set up the half's final play, Ryan Longwell's 43-yard field goal, against a difficult wind.

Longwell, who attended nearby Cal one season earlier and had been released by the 49ers just before training camp, added his third field goal midway through the fourth quarter, giving Green Bay a more comfortable 13-point lead.

The Packers' defense, which held San Francisco to just 33 rushing yards on 18 overall carries, sacked Young in the fourth quarter four times, twice by Keith McKenzie. When Green Bay sacked Young on fourth down at his own 11 with just under four minutes remaining, the Packers quickly capitalized, scoring after two Dorsey Levens runs.

Levens broke his own, week-old (then) franchise playoff record with 114 rushing yards – the first 100-yard effort allowed by the 49ers during the '97 season – and again did much of his work in the second half. Freeman totaled 107 yards on four catches, and punter Craig Henrich helped Green Bay handily win the field-position battle, depositing all five of his punts inside the 49ers' 20.

Following Levens' score, the Niners' Chuck Levy returned the kickoff 95 yards for San Francisco's lone touchdown, with 2:52 left in the game.

On the field after the game, with a smattering of fans remaining, the George S. Halas Trophy, representative of the National Football Conference Championship, was handed over to the rain-soaked trio of President Bob Harlan, General Manager Ron Wolf and Head Coach Mike Holmgren.

Packers	3	10	0	10	—	23
San Francisco	0	3	0	7	—	10
GB	—	FG Longwell 19					
GB	—	Freeman 27 pass from Favre (Longwell kick)					
SF	—	FG Anderson 28					
GB	—	FG Longwell 43					
GB	—	FG Longwell 25					
GB	—	Levens 5 run (Longwell kick)					
SF	—	Levy 95 kickoff return (Anderson kick)					



SAN FRANCISCO 30, PACKERS 27
 1998 NFC Wild Card Playoff
 Jan. 3, 1999, at 3Com Park, San Francisco

Steve Young's touchdown pass to Terrell Owens, in between four defenders with three seconds remaining, ended the Packers' season. The 49ers ended their five-game Green Bay losing streak, a stretch that covered four years, including elimination from the 1995-97 playoffs. The Packers, in the postseason for a team-record sixth consecutive year, went winless in the playoffs for the first time in the span.

After a critical interception, Brett Favre got the ball at his own 11, trailing 23-20 with 4:19 left. His 47-yard bomb up the left sideline to rookie Corey Bradford put the Packers in scoring range at the 31. Then, four plays later, Favre saw the 49ers stack eight men at the line, audibled and found Antonio Freeman on a sprint-and-go pattern for a 15-yard TD and a 27-23 lead with 1:56 left.

But Young drove 76 yards in the final two minutes, culminating in his game-winning, 25-yard bullet to Owens, who had dropped several passes. Earlier during the controversial drive, rookie Scott McGarrahan appeared to strip Jerry Rice at the Green Bay 41, and Bernardo Harris recovered, but officials ruled Rice down.

Strong running games bolstered both teams. Garrison Hearst ran for 128 of the 49ers' 178 rushing yards, while Dorsey Levens broke his own (then) team playoff rushing mark with 116 yards. Greg Clark's two TD catches each came after Green Bay turnovers. Favre threw for 292 yards and two touchdowns, both to Freeman.

Two Packers icons – all-time sacks leader and future Hall of Famer Reggie White, and head coach Mike Holmgren – saw their Green Bay careers end. Holmgren, 84-42 overall in seven Packers seasons, became the Seahawks' executive VP of football operations/general manager and head coach five days later.

Packers	3	14	0	10	—	27
San Francisco	7	3	10	10	—	30
GB	—	FG Longwell 23					
SF	—	Clark 1 pass from Young (Richey kick)					
GB	—	Freeman 2 pass from Favre (Longwell kick)					
SF	—	FG Richey 34					
GB	—	Levens 2 run (Longwell kick)					
SF	—	Clark 8 pass from Young (Richey kick)					
SF	—	FG Richey 48					
GB	—	FG Longwell 37					
SF	—	FG Richey 40					
GB	—	Freeman 15 pass from Favre (Longwell kick)					
SF	—	Owens 25 pass from Young (Richey kick)					



PACKERS 25, SAN FRANCISCO 15
 2001 NFC Wild Card Playoff
 Jan. 13, 2002, at Lambeau Field, Green Bay

Brett Favre orchestrated four second-half scoring drives, while Mike McKenzie and Tyrone Williams collaborated on a game-turning fourth-quarter interception as Green Bay ended the 49ers' season, 25-15. The win improved Green Bay's all-time record in home postseason contests to 13-0, including 11-0 at Lambeau Field.

PACKERS HISTORY IN PLAYOFF TIEBREAKERS

Year	Record	Tied with	At Stake	Winner	Tiebreaker								
2014	12-4-0	DalC	No. 2 seed	GB	Conference record (GB 9-3, DalC 8-4)					
2010	10-6-0	NYG, TB	No. 6 seed (final wild card)	GB	Strength of victory (GB 475, NYG 400, TB 344)					
2009	11-5-0	Phi	No. 5 seed	GB	Common opponents (GB 4-1, Phi 3-2)					
2007	13-3-0	DalC	No. 1 seed	DalC	Head-Head (DalC reg. season win)					
2006	8-8-0	NYG, Car, StLR	No. 6 seed (final wild card)	NYG	Strength of victory (NYG 422, GB 383) Conf. record in tied group (NYG 7-5, GB 7-5, Car 6-6, StLR 6-6)					
2002	12-4-0	Phi	No. 1 seed	Phi	Conference record (Phi 11-1, GB 9-3) TB	No. 2 seed	TB	Head-Head (TB reg. season win)
2001	12-4-0	SF	No. 4 seed (top wild card)	GB	Conference record (GB 9-3, SF 8-4)					
1997	13-3-0	SF	No. 1 seed	SF	Conference record (SF 11-1, GB 10-2)					
1995	11-5-0	SF	No. 2 seed	SF	Conference record (SF 8-4, GB 7-5)					
1994	9-7-0	Det, ChiB, NYG	No. 4 seed (top wild card)	GB	Head-Head in tied group (GB 3-1, Det 2-2, ChiB 1-3) Conference record (GB 8-4, NYG 6-6)					
1993	9-7-0	Min	No. 5 seed (No. 2 wild card)	Min	Head-Head (Min 2-0 sweep)					
1992	9-7-0	Was	No. 6 seed (final wild card)	Was	Conference record (Was 7-5, GB 6-6)					
1989	10-6-0	Min	NFC Central Division title	Min	Division record (Min 6-2, GB 5-3)					
1978	8-7-1	Min	NFC Central Division title	Min	Head-Head (Min 1-0-1)					

Before the 1970 merger expanded the playoff system, NFL teams tied atop their division were pitted in single games for rights to attend the league championship. The Packers played two such games, losing to the Bears in 1941 and defeating the Colts in 1965.

2001 NFC Wild Card Playoff, continued

Favre lobbied with coaches at halftime to open up the passing game, then threw for 226 of his 269 yards in the final two quarters, steering Green Bay back from a 7-6 deficit. Led by Favre, Green Bay in the second half produced points on four of its first five possessions. The quarterback engineered marches of 72, 81, 49 and 93 yards, fighting off a 49ers rally that had tied the contest, 15-15, with 12 minutes left in regulation.

McKenzie halted an ominous Niners drive halfway through the fourth quarter. The cornerback batted an underthrow pass, like a volleyball, into the hands of a nearby Williams at the Packers' 7. McKenzie had broken up another potential Terrell Owens score earlier in the fourth. After the pick, the Packers drove 93 yards to extend their lead, on Ahman Green's 9-yard TD run.

Inspired by the return of injured starters Nate Wayne and Gilbert Brown, the Packers also held the league's No. 2 rushing offense to only 71 yards on the ground. Brown recorded his first sack since 1997 on the game's first play from scrimmage. Cletidus Hunt kept the Niners off the scoreboard early when he blocked a Jose Cortez field goal attempt in the second quarter.

San Francisco 0 7 0 8 — 15

Packers 6 0 9 10 — 25

GB — Freeman 5 pass from Favre (kick blocked)

SF — Hearst 2 run (Cortez kick)


GB — FG Longwell 26

GB — Franks 19 pass from Favre (pass failed)

SF — Streets 14 pass from Garcia (Streets-Garcia pass)

GB — FG Longwell 45

GB — Green 9 run (Longwell kick)

**ST. LOUIS 45, PACKERS 17****2001 NFC Divisional Playoff**

Jan. 20, 2002, at Dome at America's Center, St. Louis

St. Louis parlayed eight Green Bay turnovers into 35 points, and ended an outstanding Packers season, 45-17. The Packers suffered the largest margin of defeat in team postseason history.

Brett Favre, in his 16th career postseason game, matched an NFL playoff record with six interceptions. St. Louis returned three INTs for touchdowns, and four of the six picks were tipped either at the line of scrimmage or by the intended receiver. The timing of the first three interceptions combined to put the game out of reach.

Favre's initial interception, early in the first quarter, was a read miscommunication with Bill Schroeder, and Aeneas Williams raced 29 yards for the day's first points. Favre answered by marching 65 yards in five plays, getting a great effort from Antonio Freeman on a 22-yard TD pass, to tie the game, 7-7.

But with St. Louis up 14-7 in the second period, Kim Herring picked off Favre and returned it 45 yards to the Green Bay 4. Two plays later, Kurt Warner hit James Hodgins on a 4-yard pass to extend the Rams' lead.

The third interception, in the third quarter, all but sealed the win. Tommy Polley grabbed a pass deflected by Grant Wistrom and sprinted 34 yards for a TD, creating a 31-10 St. Louis advantage.

Lost in the eight turnovers, which doubled the Packers' previous 2001 season high, was a strong effort by the Green Bay defense, which limited the league's best offense to its lowest yardage in 21 games. The Packers gave up only two big plays — a 38-yard run

by Marshall Faulk late in the first quarter and a 50-yard pass from Warner to Torry Holt. Green Bay also held St. Louis to 13 first downs, its lowest total since the Rams began their offensive explosion in 1999.

The Packers saw a penalty nullify a 95-yard kickoff return, which would have cut the Rams' lead to 21-14 in the second quarter.

Packers 7 3 0 7 — 17

St. Louis 7 17 14 7 — 45

STL — Williams 29 interception return (Wilkins kick)

GB — Freeman 22 pass from Favre (Longwell kick)

STL — Holt 4 pass from Warner (Wilkins kick)

STL — Hodgins 4 pass from Warner (Wilkins kick)

GB — FG Longwell 28

STL — FG Wilkins 7

STL — Faulk 7 run (Wilkins kick)

STL — Polley 34 interception return (Wilkins kick)

STL — Williams 32 interception return (Wilkins kick)

GB — Freeman 8 pass from Favre (Longwell kick)

**ATLANTA 27, PACKERS 7****2002 NFC Wild Card Playoff**

Jan. 4, 2003, at Lambeau Field, Green Bay

Undaunted by the storied stadium where his own coach, Dan Reeves, lost in the "Ice Bowl" 35 years before, Michael Vick led Atlanta to a shocking upset before 65,358.

The Packers, the NFL's only 8-0 home team in 2002, had never lost a home playoff (13-0). Brett Favre was without Pro Bowl back Ahman Green (knee) and top receivers Donald Driver (shoulder) and Terry Glenn (concussion) in a futile second-half comeback attempt.

The NFC North champion Packers, who tied for the league's best record and just one week prior had a shot at the NFL home-field advantage, began their offseason much sooner than expected.

Green Bay, without top defender and Pro Bowl safety Darren Sharper (knee), even got a snowstorm but still couldn't corral any momentum. After a Vick touchdown pass gave the Falcons a quick 7-0 lead, Mark Simoneau beat the Packers' protection and blocked Josh Bidwell's punt near Green Bay's end zone. Artie Ulmer smothered the ball for another Atlanta touchdown. Then, Kevin McCadam pushed Tyrone Williams into Green Bay returner Eric Metcalf, and George Layne recovered the muffed punt. Four plays later, T.J. Duckett's TD made it 21-0. The fervent Falcons also stopped the Packers with a goal-line stand.

Favre, who had two interceptions and a fumble, hit Driver with a 14-yard touchdown on the first drive after halftime, but Driver re-injured his dislocated shoulder on the play. It was the 13th straight playoff game in which Favre threw a touchdown pass, tying Dan Marino's NFL record.

Atlanta 14 10 3 0 — 27

Packers 0 0 7 0 — 7

Atl — Jefferson 10 pass from Vick (Feely kick)

Atl — Ulmer 1 return of blocked punt (Feely kick)

Atl — Duckett 6 run (Feely kick)

Atl — FG Feely 22

GB — Driver 14 pass from Favre (Longwell kick)


Atl — FG Feely 23

ALL-TIME HOME POSTSEASON RECORDS, NFL & AFL TEAMS

Ari/Pho/StL/Chi Cardinals 4	0	1,000
Houston Texans 2	0	1,000
Seattle Seahawks 10	2	.833
Det. Lions/Portsmouth Spartans 5	1	.833
New England Patriots 16	4	.800
Oakland/L.A. Raiders 19	5	.792
Green Bay Packers 17	5	.773
Buffalo Bills 10	3	.769
Washington Redskins 13	4	.765
Denver Broncos 15	5	.750
Dallas Cowboys 20	8	.714
San Francisco 49ers 20	9	.690
Miami Dolphins 15	7	.681
Pittsburgh Steelers 20	10	.667
Indianapolis/Baltimore Colts 12	6	.667
Jacksonville Jaguars 2	1	.667
Minnesota Vikings 13	7	.650

Philadelphia Eagles 13	7	.650
New Orleans Saints 5	3	.625
St. Louis/L.A. Rams 11	7	.611
Chicago Bears/Staleys 12	8	.600
Cleveland Browns 9	6	.600
Baltimore Ravens 3	2	.600
Carolina Panthers 3	2	.600
New York Giants 12	9	.571
Atlanta Falcons 4	3	.571
New York Jets 4	3	.571
Tampa Bay Buccaneers 4	3	.571
Cincinnati Bengals 5	4	.556
Tennessee Titans/Houston Oilers 6	5	.545
San Diego Chargers 6	8	.429
Kansas City Chiefs/Dallas Texans 2	5	.286
Totals 312	152	.672

Does not include neutral-site games; through 2014 playoffs



PACKERS 33, SEATTLE 27 (OT)

2003 NFC Wild Card Playoff
Jan. 4, 2004, at Lambeau Field, Green Bay

Al Harris returned an interception 52 yards for an overtime touchdown to lift the Packers past the Seattle Seahawks, 33-27.

Harris scored the first defensive touchdown to win an overtime playoff in NFL history. Once he got to the end zone, his teammates tackled him, setting off a wild celebration. Harris answered with a lap around the stadium.

Seattle had tied it with 51 seconds remaining on Shaun Alexander's third 1-yard touchdown run. Then, Packers kicker Ryan Longwell was short on a 47-yard field goal attempt as regulation time expired. Seattle won the coin toss, and quarterback Matt Hasselbeck told the official, "We want the ball, and we're going to score." The Seahawks got the ball, but punted. After Seattle got the ball back, it was Harris who scored on the game's only turnover.

Favre, as usual, thrived in the cold. He set an NFL record by throwing for a touchdown in a 14th straight playoff game and rallied the Packers to a 27-20 lead.

Early on, the Seahawks — who lost 35-13 in Green Bay the prior October — shut down Ahman Green, who rushed for 1,883 yards in the regular season. But he came on late, particularly on short-yardage plays. After falling behind 20-13, Green Bay covered 60 yards in 12 plays. Green converted a fourth-and-1 from the 3 before surging into the end zone to tie it with 10:01 left.

Early in overtime, replay helped the Seahawks when Alex Bannister was ruled to have fumbled. But a video review overturned the call, to cascading boos. The game was even on key calls — and in just about every other way. In the first half, Hasselbeck tried to stop his passing motion and lost the ball at the Green Bay 17. Nick Barnett retrieved it and ran for a touchdown, but Seattle head coach Mike Holmgren challenged the call and won.

Javon Walker's 44-yard reception led to Favre's playoff TD record. Favre's 23-yard laser found Bubba Franks at the goal line as defender Damien Robinson fell down. Favre, who threw for 319 yards, was tied with former Dolphins star Dan Marino for the record of 13 straight games.

Longwell's 27-yarder made it 13-6 at halftime, but Seattle tied it with a 75-yard drive to open the second half. Alexander ran in from the 1 on fourth down after left guard Steve Hutchinson caught a deflected pass on the previous play.

Favre moved into third place in career playoff completions (364) and touchdown passes (31), ahead of John Elway.

Seattle	3	3	14	7	0	—	27
Packers	0	13	0	14	6	—	33

Sea — FG J.Brown 30
 GB — FG Longwell 31
 Sea — FG J.Brown 35
 GB — Franks 23 pass from Favre (Longwell kick)
 GB — FG Longwell 27
 Sea — Alexander 1 run (J.Brown kick)
 Sea — Alexander 1 run (J.Brown kick)
 GB — Green 1 run (Longwell kick)
 GB — Green 1 run (Longwell kick)
 Sea — Alexander 1 run (J.Brown kick)
 GB — Harris 52 interception return



PHILADELPHIA 20, PACKERS 17 (OT)

2003 NFC Divisional Playoff
Jan. 11, 2004, at Lincoln Financial Field, Phi.

Brian Dawkins' overtime interception set up David Akers' winning field goal, but the Eagles really advanced to the NFC title game thanks to Donovan McNabb.

With the Eagles trailing 17-14 and 1:12 left in regulation, he breathed life into his team with a 28-yard completion to Freddie Mitchell on a fourth-and-26. That, in turn, led to a 37-yard field goal by Akers that sent the game into overtime. McNabb threw for 248 yards and two TDs, and rushed for 107 yards.

Duce Staley had two big runs — one for 22 on the Eagles' first play of their final regulation drive and another of 11 yards in overtime to help set up the winning field goal. Staley's contribution was especially needed with the Eagles missing all-purpose running back Brian Westbrook, who scored 13 touchdowns in the regular season but sat out with a torn triceps muscle.

The Packers (11-7) had won seven of their last eight, including

three straight since Brett Favre's father died just before Christmas. Green Bay became the second NFL team to play consecutive overtime playoff games, joining the 1987 Browns.

The Packers led 14-7 at halftime, but the Eagles had the momentum after stopping Ahman Green on fourth down from the 1-yard line late in the second quarter.

Green Bay scored twice in the first quarter on passes of 40 and 17 yards from Favre to Robert Ferguson, the first set up by a McNabb fumble. The Eagles countered midway through the second quarter on McNabb's 7-yard TD pass to Staley. It came one play after a 45-yard completion from McNabb to Todd Pinkston. Philadelphia tied it early in the fourth quarter when McNabb scrambled out of trouble and found Pinkston just inside the right pylon from 12 yards out.

Favre's 44-yard pass to Javon Walker set up Ryan Longwell's 21-yard field goal that gave the Packers a 17-14 lead with 10:21 left in the fourth. Favre's 180 yards passing moved him ahead of Dan Marino into third place on the career playoff yardage list.

Green Bay posted eight sacks, a franchise postseason record.

Packers	14	0	0	3	0	—	17
Philadelphia	0	7	0	10	3	—	20

GB — Ferguson 40 pass from Favre (Longwell kick)
 GB — Ferguson 17 pass from Favre (Longwell kick)
 Phi — Staley 7 pass from McNabb (Akers kick)
 Phi — Pinkston 12 pass from McNabb (Akers kick)
 GB — FG Longwell 21
 Phi — FG Akers 37
 Phi — FG Akers 31



MINNESOTA 31, PACKERS 17

2004 NFC Wild Card Playoff
Jan. 9, 2005, at Lambeau Field, Green Bay

Randy Moss caught two touchdown passes and the Vikings rolled to a 31-17 upset victory against the stunned Packers. Green Bay had swept the season series, including a last-season victory at the Metrodome two weeks prior to clinch the NFC North crown and the home field for this showdown at Lambeau Field.

Daunte Culpepper threw four touchdown passes and the Vikings picked off four Brett Favre passes.

Minnesota scored on its first three possessions, jumping out to a 17-0 lead in averaging two 34-31 losses to the Packers, who entered the playoffs as the NFC's hottest team.

The Packers lost Pro Bowl receiver Javon Walker and left tackle Chad Clifton to injuries, but pulled to 24-17 on Najeh Davenport's 1-yard plunge with 13:37 left. Then, two costly defensive penalties set up Culpepper's 34-yard touchdown toss to Moss, giving the Vikings a 14-point cushion with 10:18 remaining.

On the first series, Culpepper lofted the ball over Nick Barnett and Moe Williams broke a tackle, scampering 68 yards for a touchdown 1:40 into the game. After the Packers went three-and-out, the Vikings made it 14-0 on Moss's 20-yard TD catch. Antoine Winfield's interception on the next possession set up Morten Andersen's 35-yard field goal that made it 17-0.

The Packers pulled to 17-10 on Ryan Longwell's 43-yard field goal and Bubba Franks' 4-yard TD catch, and they caught a huge break when Andersen slipped on a 29-yard field goal attempt.


But Walker, who bruised his shin earlier in the second quarter and didn't play after halftime, changed his deep route and Brian Russell intercepted the pass, leading to a Nate Burleson score.

The Packers drove to the Vikings' 8, but Favre was whistled for an illegal forward pass when he scrambled and flung the ball to Walker in the end zone. Then, Longwell missed a 28-yarder.

Favre surpassed No. 2 Dan Marino and No. 3 John Elway on the all-time postseason completions and pass attempts lists, respectively. He also extended his NFL record with a TD pass in a 16th consecutive playoff game.

Minnesota	17	7	0	7	—	31
Packers	3	7	0	7	—	17

Min — M.Williams 68 pass from Culpepper (Andersen kick)
 Min — Moss 20 pass from Culpepper (Andersen kick)
 Min — FG Andersen 35
 GB — FG Longwell 43
 GB — Franks 4 pass from Favre (Longwell kick)
 Min — Burleson 19 pass from Culpepper (Andersen kick)
 GB — Davenport 1 run (Longwell kick)
 Min — Moss 34 pass from Culpepper (Andersen kick)



PACKERS 42, SEATTLE 20

2007 NFC Divisional Playoff
 Jan. 12, 2008, at Lambeau Field, Green Bay
 In near whitout conditions that turned Lambeau into a "Winter Wonderland," the Packers overcame an early 14-0 deficit by scoring touchdowns on six consecutive possessions and easily advanced to their first NFC Championship since 1997.

Running back Ryan Grant fumbled twice in the game's first 69 seconds, setting up both of the Seahawks' early scores. But Grant bounced back to rush for 201 yards and three touchdowns, both franchise playoff records, while Brett Favre was an efficient 18 of 23 for 173 yards and three TDs. Favre's 78.26 completion percentage broke his own single-game Green Bay playoff record.

The Packers had erased the early 14-point deficit by the end of the first quarter with scoring drives of 64 and 69 yards and then took the lead for good early in the second quarter. On the period's opening play, Atari Bigby's big hit on Seattle tight end Marcus Pollard after a short reception jarred the ball loose, and Aaron Kampman recovered at the Seahawks' 18-yard line. Three plays later, Favre found Greg Jennings on a short 2-yard lob pass for the receiver's second TD of the game to make it 21-14.

The defense limited the Seahawks to just two field goals the rest of the way, and by game's end the Packers had amassed huge advantages in total yards (408-200) and time of possession (34:00 to 26:00).

Grant compiled his 201 yards in less than 3½ quarters, coming out of the game for good with 10 minutes left in the contest. He broke off four runs of 24 yards or longer on the day, including a memorable 43-yard scamper down the left sideline when the snowstorm was at its heaviest late in the third quarter.

Seattle 14	3	3	0	— 20
Packers 14	14	7	7	— 42

- Sea — Alexander 1 run (Brown kick)
- Sea — Ingram 11 pass from Hasselbeck (Brown kick)
- GB — Jennings 15 pass from Favre (Crosby kick)
- GB — Grant 1 run (Crosby kick)
- GB — Jennings 2 pass from Favre (Crosby kick)
- Sea — FG Brown 29
- GB — Grant 3 run (Crosby kick)
- GB — Jackson 13 pass from Favre (Crosby kick)
- Sea — FG Brown 27
- GB — Grant 1 run (Crosby kick)



N.Y. GIANTS 23, PACKERS 20 (OT)

2007 NFL Championship
 Jan. 20, 2008, at Lambeau Field, Green Bay

On a frigid Sunday evening that featured a game-time temperature of minus-1 and wind chill of minus-23, Lawrence Tynes sent the Giants to the Super Bowl with a 47-yard field goal 2 minutes, 35 seconds into overtime.

The third-coldest contest in NFL championship game history was close throughout, with the Packers overcoming an early 6-0 deficit on a 90-yard touchdown pass from Brett Favre to Donald Driver in the second quarter. It marked the longest play from scrimmage in Green Bay postseason annals.

A 20-yard reception by Driver, whose 141 receiving yards rank as the third most in franchise playoff history, set up a Mason Crosby field goal to give the Packers a 10-6 halftime advantage.

The two teams traded touchdowns on three consecutive possessions in the third quarter, with Ahmad Bradshaw's 4-yard scoring run putting the Giants on top 20-17. Two plays into the fourth quarter, Favre's pass was intercepted by R.W. McQuarters near the goal line, but on the return Ryan Grant stripped the ball from McQuarters right into the hands of Mark Tauscher at the New York 19-yard line. The Packers capitalized with a game-tying field goal with 11:46 left.


The Giants had two chances to win the game in regulation, but Tynes missed field goal tries of 43 and 36 yards, the latter coming as time expired.

The Packers won the toss for overtime, but on the second play of the fifth period Favre's pass for Driver was intercepted by Corey Webster and returned to the Green Bay 34. Four plays later Tynes got a third shot at a game-winner and delivered.

N.Y. Giants 3	3	14	0	3 — 23
Packers 0	10	7	3	0 — 20

- NY — FG Tynes 29
- NY — FG Tynes 37
- GB — Driver 90 pass from Favre (Crosby kick)
- GB — FG Crosby 36
- NY — Jacobs 1 run (Tynes kick)
- GB — Lee 12 pass from Favre (Crosby kick)
- NY — Bradshaw 4 run (Tynes kick)
- GB — FG Crosby 37
- NY — FG Tynes 47





ARIZONA 51, PACKERS 45 (OT)
 2009 NFC Wild Card Playoff
Jan. 10, 2010, at Univ. of Phoenix Stadium, Glendale
 In the highest-scoring postseason game in NFL history, the Packers fell to the Cardinals when quarterback Aaron Rodgers was sacked by Michael Adams and fumbled the ball into the arms of Karlos Dansby, who returned it 17 yards for the game-winning score just 1 minute, 18 seconds

into overtime.
 The shootout featured Green Bay playoff records of 493 total yards, 423 yards passing from Rodgers and 159 yards receiving from tight end Jermichael Finley. Rodgers also tied team postseason marks with four TD passes and 28 completions. Arizona's Kurt Warner was even better, though, going 29 of 33 for 379 yards and five TDs.

The Packers turned the ball over on two of their first three plays from scrimmage, and the Cardinals capitalized with two touchdowns. That lead was extended to 31-10 early in the third quarter before Green Bay rallied.

The Packers scored touchdowns on five consecutive second-half possessions to tie the game at 45, and the contest went to overtime when Arizona kicker Neil Rackers pulled a 34-yard field goal attempt wide left with nine seconds left in regulation.

Green Bay won the coin toss and got the ball to start the extra session, but on third-and-6 from their own 24, the Packers turned the ball over for a third and fatal time.

Packers	0	10	14	21	0	—	45
Arizona	17	7	14	7	6	—	51
Ariz —	Hightower 1 run (Rackers kick)						
Ariz —	Doucet 15 pass from Warner (Rackers kick)						
Ariz —	FG Rackers 23						
GB —	Rodgers 1 run (Crosby kick)						
Ariz —	Doucet 15 pass from Warner (Rackers kick)						
GB —	FG Crosby 20						
Ariz —	Fitzgerald 33 pass from Warner (Rackers kick)						
GB —	Jennings 6 pass from Rodgers (Crosby kick)						
GB —	Nelson 11 pass from Rodgers (Crosby kick)						
Ariz —	Fitzgerald 11 pass from Warner (Rackers kick)						
GB —	J. Jones 30 pass from Rodgers (Crosby kick)						
GB —	Kuhn 1 run (Crosby kick)						
Ariz —	Breaston 17 pass from Warner (Rackers kick)						
GB —	Havner 11 pass from Rodgers (Crosby kick)						
Ariz —	Dansby 17 fumble return						



PACKERS 21, PHILADELPHIA 16
 2010 NFC Wild Card Playoff
Jan. 9, 2011, at Lincoln Financial Field, Phi.

Trailing by five and looking at a first-and-10 from the Green Bay 27-yard line with 44 seconds remaining in the game, Eagles quarterback Michael Vick went for it all.

Fortunately for the Packers, Tramon Williams was ready.


Locked in coverage against wide receiver Riley Cooper, the cornerback turned and snatched the ball out of the air in the end zone, sealing the victory for Green Bay, and handing Aaron Rodgers the first postseason win of his career.

The Packers' quarterback connected on 18 of 27 passes for 180 yards and three touchdowns, and was aided by a newfound balance forged by the breakout performance of rookie running back James Starks.

Starks, a sixth-round pick who was beset by injuries and appeared in just three games during the regular season, set a franchise rookie postseason record with 123 yards on 23 carries, repeatedly gashing the Philadelphia defense.

The Packers' defense, led by Clay Matthews, Charles Woodson and a host of others, executed an aggressive game plan designed to contain the explosive Vick. They held him to just 33 yards rushing, and Philadelphia's 16 points were the fewest surrendered by Green Bay in a road playoff game since the 1997 NFC Championship Game, the last time the franchise won on the road in the postseason.

Packers	7	7	7	0	—	21
Philadelphia	0	3	7	6	—	16
GB —	Crabtree 7 pass from Rodgers (Crosby kick)					
GB —	J.Jones 9 pass from Rodgers (Crosby kick)					
Phi —	FG Akers 29					
Phi —	Avant 24 pass from Vick (Akers kick)					
GB —	Jackson 16 pass from Rodgers (Crosby kick)					
Phi —	Vick 1 run (pass failed)					



PACKERS 48, ATLANTA 21
 2010 NFC Divisional Playoff
Jan. 15, 2011, at Georgia Dome, Atlanta

The Atlanta Falcons entered their divisional round matchup against the Packers with the No. 1 seed in the NFC, home-field advantage throughout the playoffs, and a well-rested, veteran team set to take the field in front of more than 69,000 fans inside the Georgia Dome.

Green Bay entered with Aaron Rodgers, Tramon Williams and the momentum of having won three consecutive elimination games, and that was all the Packers would need to keep their playoff journey alive.

Just six days after clinching the Wild Card win at Philadelphia with a leaping interception in the end zone late in the fourth quarter, Williams outdid himself in Atlanta. He intercepted Pro Bowl quarterback Matt Ryan twice, the second of which was a virtual backbreaker he returned 70 yards for a touchdown as time expired in the first half. The momentum-changing play extended Green Bay's lead to 28-14 and sucked the life out of what had been a charged home crowd.

While Williams stole the show on defense, Rodgers put on one of the greatest individual performances in NFL postseason history. In a display of passing precision seldom seen on such a big stage, he completed 31 of 36 passes for 366 yards and three touchdowns through the air, also adding one on the ground. His ability to escape pressure, extend plays and deliver accurate throws downfield had the offense in rhythm from the opening gun, and had the Falcons defense searching for answers.

Throughout the game, the Packers compromised the identity Atlanta had established during their 13-3 regular season. The Falcons ranked No. 3 in the NFL in both time of possession and turnover margin during the regular season, but possessed the ball for only 21:41 and committed a total of four turnovers. They also boasted the NFC's leading rusher in standout back Michael Turner, but on this night, he was limited to just 39 yards, matching a season low.

Packers	0	28	14	6	—	48
Atlanta	7	7	0	7	—	21
Atl —	Turner 12 run (Bryant kick)					
GB —	Nelson 6 pass from Rodgers (Crosby kick)					
Atl —	Weems 102 kickoff return (Bryant kick)					
GB —	Kuhn 1 run (Crosby kick)					
GB —	Jones 20 pass from Rodgers (Crosby kick)					
GB —	Williams 70 interception return (Crosby kick)					
GB —	Rodgers 7 run (Crosby kick)					
GB —	Kuhn 7 pass from Rodgers (Crosby kick)					
Atl —	White 6 pass from Ryan (Bryant kick)					
GB —	FG Crosby 43					
GB —	FG Crosby 32					



PACKERS 21, CHICAGO 14

2010 NFC Championship
Jan. 23, 2011, at Soldier Field, Chicago

A touchdown-saving tackle by a quarterback, a pair of interceptions by an undrafted rookie, and an interception return for a touchdown by a nose tackle. An improbable script to be sure, but one that played out in the NFC Championship Game at Soldier Field.

In what appeared to be an illustration of him picking up where he had left off the previous week at Atlanta, Aaron Rodgers led a pair of early scoring drives that staked Green Bay to a 14-0 halftime lead.

On the offense's first possession of the second half, Rodgers again led the unit inside the Chicago 10-yard line en route to what would seemingly be an insurmountable three-possession advantage. On third-and-goal, however, the quarterback was uncharacteristically intercepted at the 6 by veteran linebacker Brian Urlacher, who immediately embarked on a long return with most of the offensive players in his wake. Rodgers, the last man to beat, held his angle and dove at Urlacher's legs, tripping him up at the Chicago 45. The tackle ultimately kept the Bears off the scoreboard, as Chicago was forced to punt on the ensuing possession.

The Green Bay defense was once again outstanding in the early going, forcing five punts and an interception on Chicago's six first-half possessions. Rookie cornerback Sam Shields led the way by becoming the first rookie in NFL history to record a sack and an interception in a playoff game, accomplishing the feat on respective Bears possessions to close the first half.

Bears quarterback Jay Cutler was unable to move the ball with any regularity and also suffered a knee injury just before halftime. Following the first drive of the second half, he was replaced because of the injury by backup Todd Collins. The Packers' defense quickly rendered Collins ineffective, and he was benched after two possessions in favor of seldom-used third-stringer Caleb Hanie.


To the surprise of many, Hanie led the Bears on a 67-yard scoring drive at the start of the fourth quarter, tightening Green Bay's lead to 14-7. Two possessions later, Chicago took over at its own 10 and on third-and-5, Hanie was intercepted by nose tackle B.J. Raji, who then lumbered 18 yards for an unlikely albeit memorable touchdown that pushed the score to 21-7.

Refusing to quit, Hanie and the Bears' offense responded quickly, driving 60 yards on four plays, and finishing with a 35-yard touchdown on a catch-and-run by wide receiver Earl Bennett.

After a quick three-and-out by Green Bay, the Bears used 12 plays to get the ball to the Packers' 29-yard line. On a fateful fourth-and-5, Hanie looked deep over the middle but was intercepted by Shields, his second of the game. Green Bay kneeled down to run out the clock and the celebration ensued.

The Packers were presented the Halas Trophy inside the visitors' locker room and were set to begin preparations for the franchise's first Super Bowl appearance in 13 years, Super Bowl XLV at Cowboys Stadium in Arlington, Texas.

Packers	7	7	0	7	—	21
Chicago	0	0	0	14	—	14
GB — Rodgers 1 run (Crosby kick)						
GB — Starks 4 run (Crosby kick)						
Chi — Taylor 1 run (Gould kick)						
GB — Raji 18 interception return (Crosby kick)						
Chi — Bennett 35 pass from Hanie (Gould kick)						



N.Y. GIANTS 37, PACKERS 20

2011 NFC Divisional Playoff
Jan. 15, 2012, at Lambeau Field, Green Bay

The Packers had almost forgotten the feeling. After winning six consecutive elimination games to close out the 2010 season as world champions and then storming through the 2011 regular season with a franchise-best 15-1 record, the concept of defeat had become somewhat

unfamiliar.

Unfortunately, these Packers picked the wrong day to play their sloppiest game of what had to that point been a fantastic

season. Green Bay fell victim to a series of uncharacteristic, costly turnovers and a leaky pass defense that allowed Giants quarterback Eli Manning to throw for 330 yards and three TDs, leading to the elimination of the top-seeded home team in front of a capacity crowd at Lambeau Field.

The two sides traded field goals on their opening possessions, but Manning found wide receiver Hakeem Nicks for a 66-yard touchdown later in the first quarter to put New York on top 10-3. It wasn't the last time Nicks would haunt the Packers.

The second of the receiver's first-half touchdowns was a far more crushing blow, one that came on the final play of the second quarter when he hauled in a 37-yard Hail Mary throw from Manning amidst multiple Green Bay defenders in the end zone, giving the Giants a 20-10 halftime lead.

The turnover epidemic that had begun to befall the Packers' offense late in the second quarter continued when quarterback Aaron Rodgers was stripped in the pocket on the opening drive of the second half, his first lost fumble of the season. The Green Bay defense stood tall in the third frame however, keeping the Giants off the board and allowing a Mason Crosby field goal to pull the Packers to within a touchdown at 20-13 to start the fourth.

But for a team that set a franchise record with just 14 giveaways in the regular season, it was the turnovers that were the ultimate difference in the game. Running back Ryan Grant fumbled following a reception with the Packers driving near midfield, trailing just 23-13 midway through the final quarter.

The Giants would score a touchdown on the very next play, and then again four minutes later, while also recovering an onside kick attempt, thus silencing any chance of a late Green Bay comeback.

N.Y. Giants	10	10	0	17	—	37
Packers	3	7	3	7	—	20
NY — FG Tynes 31						
GB — FG Crosby 47						
NY — Nicks 66 pass from Manning (Tynes kick)						
GB — Kuhn 8 pass from Rodgers (Crosby kick)						
NY — FG Tynes 23						
NY — Nicks 37 pass from Manning (Tynes kick)						
GB — FG Crosby 35						
NY — FG Tynes 35						
NY — Manningham 4 pass from Manning (Tynes kick)						
GB — Driver 16 pass from Rodgers (Crosby kick)						
NY — Jacobs 14 run (Tynes kick)						



PACKERS 24, MINNESOTA 10

2012 NFC Wild Card Playoff
Jan. 5, 2013, at Lambeau Field, Green Bay

Having split their two-game divisional series during the regular season, the border rivals squared off in a Wild Card game just six days after they'd met in a Week 17 finale at Minnesota.

It was in that game that a last-second field goal gave the Vikings the victory, earning them a playoff berth as the NFC's No. 6 seed and a trip to Lambeau Field to face the NFC North champion Packers in the opening round of the single-elimination tournament.

Members of a unit that had surrendered a total of 409 yards to All-Pro running back Adrian Peterson in the teams' two December meetings, Packers defenders vowed during the practice week that the explosive ball-carrier would not torment them again.

And they held true to that promise.

Aided by an inactive list that featured Vikings' starting quarterback Christian Ponder (who was sidelined by an elbow injury), the defense kept Peterson in check throughout the game, limiting him to just 99 yards on 22 carries (4.5 avg.), his second-lowest rushing total since Week 7 of the regular season.

Offensively for the Packers, Aaron Rodgers led a balanced attack that scored 24 unanswered points after the Vikings opened the game with a field goal on their opening drive.

Fullback John Kuhn scored both rushing and receiving touchdowns to cap drives going into and coming out of halftime, extending the Green Bay lead to 24-3 with 9:25 remaining in the third quarter and making an already uphill climb for the beleaguered Minnesota offense even steeper.

Backup quarterback Joe Webb hadn't attempted a pass during the regular season and was repeatedly pressured by the Packers' attacking front. Linebacker Clay Matthews led the way with two sacks, also forcing and recovering a fumble by Webb late in the third quarter.

Matthews' fumble recovery was part of a three-turnover effort by

2012 NFC Wild Card Playoff, continued

the Packers, one that also featured an interception by cornerback Sam Shields and the recovery of a muffed punt by linebacker Dezman Moses on special teams.

Webb connected with wide receiver Michael Jenkins for a touchdown with 3:39 remaining in the fourth quarter, but finished the game 11 of 30 passing for 180 yards.

Unfortunately for the Vikings, that wasn't enough to dethrone the division champions on their home field.

Minnesota 3	0	0	7	—	10
Packers 7	10	7	0	—	24
Min —	FG Walsh 33					
GB —	Harris 9 run (Crosby kick)					
GB —	FG Crosby 23					
GB —	Kuhn 3 run (Crosby kick)					
GB —	Kuhn 9 pass from Rodgers (Crosby kick)					
Min —	Jenkins 50 pass from Webb (Crosby kick)					



SAN FRANCISCO 45, GREEN BAY 31
2012 NFC Divisional Playoff

Jan. 12, 2013, at Candlestick Park, San Francisco

Cornerback Sam Shields raced down the sideline for a 52-yard interception return for a touchdown on the game's opening drive, and it appeared the Packers might be recapturing their divisional playoff magic. It was just two years earlier, in the 2010 postseason, that the Packers marched into Atlanta against the higher-seeded Falcons and dismantled them on their home field, furthering their momentum en route to the Super Bowl.

But this wasn't 2010, and these were not the Atlanta Falcons.

San Francisco quarterback Colin Kaepernick lifted himself off the turf after missing a tackle on Shields, took a deep breath, and went on to deliver a statistically dominating dual-threat performance.

The second-year passer recovered from his early turnover to repeatedly gash the Packers' defense with both his arm and legs during the game. He was particularly deadly carrying the ball, both on scrambles to escape pressure and on read-option plays the 49ers designed to take advantage of his speed and athletic ability.

By game's end, Kaepernick had carried 16 times for 181 yards (11.3 avg.), an NFL record for a quarterback in both the regular and postseason. Following the early INT, he sharpened his precision throwing the ball and finished the game having completed 17 of 31 attempts for 263 yards and two TDs. Several of his throws went in the direction of wide receiver Michael Crabtree, who finished with nine catches for 119 yards (13.2 avg.) and a pair of second-quarter TDs that capitalized on Green Bay turnovers to help San Francisco recover from the initial deficit.

Despite the miscues, the Packers hung tough throughout the first half, answering the 49ers' offense with two 80-yard touchdown drives of their own. They pulled to within three points entering halftime, and a 31-yard field goal by kicker Mason Crosby tied the game at 24-24 with 8:25 remaining in the third quarter.

But it was at that point that the San Francisco offense went into overdrive. On the third play of the ensuing possession, Kaepernick faked a handoff to the inside and bolted off of the right edge, going untouched down the sideline for a 56-yard score.

The 49ers regained possession just two minutes later and traveled 93 yards for another touchdown, this time cashing in on a 2-yard run by Frank Gore on the opening play of the fourth quarter to extend the lead to 38-24.

All told, the 49ers' offense amassed 579 yards and the Packers were unable to ultimately overcome costly turnovers in the divisional round for the second consecutive year, leading to an early postseason exit for a team that appeared to be getting healthy and peaking at just the right time.

Packers 14	7	3	7	—	31
San Francisco 7	17	7	14	—	45
GB —	Shields 52 interception return (Crosby kick)					
SF —	Kaepernick 20 run (Akers kick)					
GB —	Harris 18 run (Crosby kick)					
SF —	Crabtree 12 pass from Kaepernick (Akers kick)					
SF —	Crabtree 20 pass from Kaepernick (Akers kick)					
GB —	J.Jones 20 pass from Rodgers (Crosby kick)					
SF —	FG Akers 26					
GB —	FG Crosby 31					
SF —	Kaepernick 56 run (Akers kick)					
SF —	Gore 2 run (Akers kick)					
SF —	Dixon 2 run (Akers kick)					
GB —	G.Jennings 3 pass from Rodgers (Crosby kick)					



SAN FRANCISCO 23, PACKERS 20

2013 NFC Wild Card Playoff

Jan. 5, 2014, at Lambeau Field, Green Bay

Nearly an entire calendar year had passed since San Francisco defeated Green Bay in the 2012 playoffs, yet the Packers and 49ers once again found themselves in familiar territory when January rolled around. Unlike the previous season, when the two teams met at Candlestick Park in

the divisional round, the 2013 chapter of this rekindled rivalry was played in frigid temperatures at Lambeau Field.

Although the 2013 Packers faced question marks throughout the season due to an unprecedented number of injuries to key players, the team had always been able to rely on one thing — its resiliency. Only a week earlier, quarterback Aaron Rodgers returned from a broken collarbone to lead a game-winning, fourth-quarter touchdown drive against the Chicago Bears to clinch the NFC North, and the newly healthy team seemed to have adopted a never-say-die attitude that it was hoping to retain throughout the postseason.

When fullback John Kuhn plunged into the end zone from 1 yard out to give the Packers a 17-13 lead early in the fourth quarter, it appeared as if the Packers were destined to continue the resilient trend that they had displayed throughout the season.

However, the lead was short-lived, as a series of big plays on San Francisco's ensuing possession quelled the home team's momentum. Following a 37-yard kickoff return by running back LaMichael James, 49ers quarterback Colin Kaepernick triggered memories of the 2012 NFC Divisional playoff contest, dashing around left end on third-and-4 for a gain of 24 yards to the Green Bay 33. After a defensive holding penalty moved the ball to the Green Bay 28, Kaepernick found tight end Vernon Davis down the seam for the go-ahead score.

Trailing 20-17, Rodgers once again drove the Packers deep into 49ers' territory, but the drive stalled at the San Francisco 6 and the Packers were forced to settle for a Mason Crosby field goal that knotted the score at 20-20.

Needing only a field goal to send his team to the divisional round, Kaepernick took the field with just over five minutes remaining in regulation and set his sights on his third straight victory over the Packers. After completing an 11-yard strike to wide receiver Michael Crabtree, Kaepernick took a shotgun snap on second-and-10 from the San Francisco 31 and nearly committed a devastating error. Looking to his left, Kaepernick rifled a pass to receiver Anquan Boldin, who was in the midst of running a short out route to the left sideline. Rookie cornerback Micah Hyde, who had lined up as the nickel corner to cover Boldin in the slot, timed his jump perfectly and leapt in front of Kaepernick's pass, only to have the ball slip through his fingers, providing the 49ers' offense with a second chance.

That was all San Francisco needed, as Kaepernick completed a 17-yarder to Michael Crabtree on the following play and drove his team the rest of the way to set up a game-winning field goal attempt from the Packers' 15. Veteran kicker Phil Dawson drilled the kick as time expired and the Packers' season ended earlier than the Lambeau faithful had hoped.

San Francisco 6	7	0	10	—	23
Packers 0	10	0	10	—	20
SF —	FG Dawson 22					
SF —	FG Dawson 25					
GB —	Nelson 5 pass from Rodgers (Crosby kick)					
SF —	Gore 10 run (Dawson kick)					
GB —	FG Crosby 34					
GB —	Kuhn 1 run (Crosby kick)					
SF —	Davis 28 pass from Kaepernick (Dawson kick)					
GB —	FG Crosby 24					
SF —	FG Dawson 33					

TEAM STATISTICS/STARTERS

OFFENSE

Date/Opp		1	2	3	4	OT	First Downs			Third Downs	Fourth Downs	Total Offense			Net Rushing			Net Passing			QB Sacked	Punts No/Avg	Punts NetAvg	Pen No/Yds	Fumbles No-Lost	2-pt Conv	Poss	
							Tot	Ru	Pa			Pl	Yds	Avg	Att	Yds	TD	Att	Com	Int								Yds
9/4	at Sea	7	3	0	6	0	19	4	13	2	6-12	0-1	57	255	4.5	21	80	1	33-23-1	175	1	3	4/38.3	37.5	8/65	1-0	0-1	10
9/14	NYJ	3	13	15	0	0	25	5	17	3	7-14	0-0	68	390	5.7	22	80	0	42-25-0	310	3	4	4/49.3	46.5	3/34	3-1	1-1	12
9/21	at Det	7	0	0	0	0	14	3	9	2	4-10	0-1	51	223	4.4	22	76	0	27-16-0	147	1	2	5/43.0	39.8	5/30	1-1	0-0	9
9/28	at Chi	7	14	10	7	0	21	3	16	2	4-8	0-0	47	358	7.6	18	56	1	28-22-0	302	4	1	0/0.0	0.0	9/70	0-0	0-0	7
10/2	Min	14	14	14	0	0	15	6	8	1	4-11	0-0	52	320	6.2	28	156	2	22-15-1	164	3	2	6/50.7	45.8	5/30	0-0	0-0	13
10/12	at Mia	7	3	7	10	0	27	8	17	2	8-17	1-1	79	369	4.7	34	121	0	42-24-0	248	3	3	5/34.4	30.4	4/44	1-0	0-0	11
10/19	Car	21	7	10	0	0	22	10	9	3	4-11	0-0	56	363	6.5	30	122	2	24-19-0	241	3	2	5/55.2	44.0	5/29	1-0	0-0	12
10/26	at NO	10	6	0	7	0	23	5	16	2	1-7	1-2	63	491	7.8	19	89	1	40-29-2	402	1	4	0/0.0	0.0	8/84	1-1	0-0	10
11/9	Chi	14	28	6	7	0	21	6	13	2	6-13	2-2	64	451	7.0	32	132	0	32-19-0	319	6	0	3/40.3	36.0	5/50	1-1	0-0	13
11/16	Phi	17	13	9	14	0	25	6	18	1	8-14	0-0	64	475	7.4	25	110	1	38-24-0	365	3	1	2/20.0	17.0	4/52	2-0	0-1	10
11/23	at Min	7	7	3	7	0	24	11	10	3	6-11	0-0	62	362	5.8	32	155	1	29-19-0	207	2	1	4/42.3	41.0	8/75	1-0	0-0	10
11/30	NE	13	10	0	3	0	24	6	16	2	10-17	0-0	70	478	6.8	29	130	0	38-24-0	348	2	3	1/38.0	35.0	4/22	1-0	0-0	9
12/8	Atl	7	24	3	9	0	28	10	17	1	7-12	0-1	67	502	7.5	30	179	2	36-24-0	323	3	1	1/31.0	31.0	5/40	1-0	0-0	10
12/14	at Buf	3	7	0	3	0	21	8	12	1	4-14	0-0	67	333	4.9	24	158	1	42-17-2	175	0	1	6/42.8	30.3	9-70	1-0	0-0	13
12/21	at TB	7	3	0	10	0	23	6	17	0	6-13	0-1	72	431	6.0	31	121	1	40-31-0	310	1	1	2/34.5	34.5	5/40	2-1	0-0	10
12/28	Det	7	7	7	9	0	24	7	14	3	8-13	0-1	62	377	6.1	38	152	1	23-18-0	225	2	1	3/39.0	27.7	5/40	2-2	0-0	10
SEASON		151	159	84	92	0	356	104	222	30	93-197	4-10	1001	6178	6.2	435	1917	14	536-349-6	4261	38	30	51/42.3	37.0	92/775	19-7	1-3	169
1/11	Dal	7	3	10	6	0	23	6	16	1	9-14	0-0	66	425	6.4	30	119	0	35-24-0	306	3	1	2/37.5	34.0	10/87	3-1	0-1	9

DEFENSE

Date/Opp		1	2	3	4	OT	First Downs			Third Downs	Fourth Downs	Total Offense			Net Rushing			Net Passing			QB Sacked	Punts No/Avg	Punts NetAvg	Pen No/Yds	Fumbles No-Lost	2-pt Conv	Poss	
							Tot	Ru	Pa			Pl	Yds	Avg	Att	Yds	TD	Att	Com	Int								Yds
9/4	at Sea	3	14	5	14	0	25	13	8	4	4-11	1-1	66	398	6.0	37	207	2	28-19-0	191	2	1	2/33.0	33.0	4/69	2-1	0-0	10
9/14	NYJ	14	7	3	0	0	19	7	11	1	8-17	2-3	71	313	4.4	37	147	2	32-16-1	166	1	2	5/46.6	43.6	7/82	1-0	0-0	12
9/21	at Det	7	5	0	7	0	21	6	13	2	11-18	0-0	74	353	4.8	38	115	1	34-22-2	238	0	2	2/52.0	40.5	6/40	1-1	0-0	9
9/28	at Chi	7	10	0	0	0	33	16	14	3	7-11	2-3	77	496	6.4	41	235	0	35-23-2	261	2	1	0/0.0	0.0	6/46	3-0	0-0	8
10/2	Min	0	0	0	10	0	20	6	13	1	5-15	1-2	75	299	4.0	25	111	1	44-22-2	188	0	6	7/43.4	40.9	9/91	1-1	0-0	14
10/12	at Mia	3	0	7	14	0	19	5	12	2	4-10	0-1	55	349	6.3	23	112	1	31-20-2	237	2	1	3/42.3	22.0	5/25	1-1	0-0	11
10/19	Car	0	3	0	14	0	23	6	14	3	4-12	0-1	67	331	4.9	25	108	0	39-22-1	223	2	3	7/53.9	42.7	9/70	0-0	0-0	12
10/26	at NO	10	6	14	14	0	28	11	15	2	6-10	0-1	65	495	7.6	31	193	2	32-27-0	302	3	2	0/0.0	0.0	4/35	1-1	0-0	10
11/9	Chi	0	0	7	7	0	21	5	12	4	3-12	0-4	68	311	4.6	24	55	0	40-23-2	256	1	4	4/42.8	38.8	11/163	2-1	0-0	13
11/16	Phi	0	6	7	7	0	22	5	17	0	5-15	2-3	78	429	5.5	31	109	0	44-26-2	320	2	3	4/39.8	16.0	6/53	4-2	0-0	13
11/23	at Min	0	10	3	8	0	20	7	11	2	5-13	1-1	64	308	4.8	25	112	0	37-21-1	196	2	2	4/44.8	39.0	7/77	0-0	1-1	9
11/30	NE	0	14	0	7	0	20	5	14	1	4-10	1-1	54	320	5.9	18	84	1	35-22-0	236	2	1	4/37.0	37.0	4/25	0-0	0-0	9
12/8	Atl	7	0	10	20	0	26	8	17	1	5-11	3-3	64	465	7.3	24	91	1	39-24-1	374	4	1	2/48.5	38.5	3/11	0-0	0-1	10
12/14	at Buf	7	3	6	5	0	13	7	6	0	4-16	0-0	63	253	4.0	33	113	0	27-14-1	140	0	3	6/40.3	39.5	10/75	1-0	0-0	13
12/21	at TB	0	3	0	0	0	6	1	5	0	4-14	1-1	47	109	2.3	14	16	0	26-12-1	93	0	7	8/42.0	41.5	3/30	1-0	0-0	10
12/28	Det	0	7	7	6	0	23	8	14	1	4-11	1-3	66	313	4.7	23	111	0	41-20-0	202	3	2	4/38.0	24.3	10/53	2-1	0-1	12
SEASON		58	88	69	133	0	339	116	196	27	83-206	15-28	1054	5542	5.3	449	1919	11	564-333-18	3623	26	41	62/43.4	36.7	104/945	20-9	1-3	175
1/11	Dal	7	7	7	0	0	21	9	9	3	4-8	0-1	51	315	6.2	28	145	1	19-15-0	170	2	4	2/48.5	38.5	5/35	3-1	0-0	8

OFFENSIVE STARTERS

	WR	WR	TE	LT	LG	C	RG	RT	2nd TE	3rd WR	QB	RB	FB	3rd TE	4th WR
9/4	at Sea	J.Nelson	R.Cobb	R.Rodgers	D.Bakhtiari	J.Sitton	C.Linsley	T.Lang	B.Bulaga	J.Boykin	A.Rodgers	E.Lacy			
9/14	NYJ	J.Nelson	R.Cobb	R.Rodgers	D.Bakhtiari	J.Sitton	C.Linsley	T.Lang	D.Sherrod	J.Boykin	A.Rodgers	E.Lacy			
9/21	at Det	J.Nelson	R.Cobb	R.Rodgers	D.Bakhtiari	J.Sitton	C.Linsley	T.Lang	B.Bulaga	J.Boykin	A.Rodgers	E.Lacy			
9/28	at Chi	J.Nelson	R.Cobb	R.Rodgers	D.Bakhtiari	J.Sitton	C.Linsley	T.Lang	B.Bulaga	A.Quarless	A.Rodgers	E.Lacy			
10/2	Min	J.Nelson	R.Cobb	A.Quarless	D.Bakhtiari	J.Sitton	C.Linsley	T.Lang	B.Bulaga	D.Adams	A.Rodgers	E.Lacy			
10/12	at Mia	J.Nelson	R.Cobb	A.Quarless	D.Bakhtiari	J.Sitton	C.Linsley	T.Lang	B.Bulaga	D.Adams	A.Rodgers	E.Lacy			
10/19	Car	J.Nelson	R.Cobb	A.Quarless	D.Bakhtiari	J.Sitton	C.Linsley	T.Lang	B.Bulaga	D.Adams	A.Rodgers	E.Lacy			
10/26	at NO	J.Nelson	R.Cobb	A.Quarless	D.Bakhtiari	J.Sitton	C.Linsley	T.Lang	B.Bulaga	D.Adams	A.Rodgers	E.Lacy			
11/9	Chi	J.Nelson	R.Cobb	A.Quarless	D.Bakhtiari	J.Sitton	C.Linsley	T.Lang	B.Bulaga	R.Rodgers	D.Adams	A.Rodgers	E.Lacy		
11/16	Phi	J.Nelson	R.Cobb	A.Quarless	D.Bakhtiari	J.Sitton	C.Linsley	T.Lang	B.Bulaga	D.Adams	A.Rodgers	E.Lacy			
11/23	at Min	J.Nelson	R.Cobb	D.Bakhtiari	J.Sitton	C.Linsley	T.Lang	B.Bulaga	D.Adams	A.Rodgers	E.Lacy	J.Kuhn			
11/30	NE	J.Nelson	R.Cobb	A.Quarless	D.Bakhtiari	J.Sitton	C.Linsley	T.Lang	B.Bulaga	D.Adams	A.Rodgers	E.Lacy			
12/8	Atl	J.Nelson	R.Cobb	D.Bakhtiari	J.Sitton	C.Linsley	T.Lang	B.Bulaga	D.Adams	A.Rodgers	E.Lacy	J.Kuhn			
12/14	at Buf	J.Nelson	R.Cobb	A.Quarless	D.Bakhtiari	J.Sitton	C.Linsley	T.Lang	B.Bulaga	D.Adams	A.Rodgers	E.L			

INDIVIDUAL STATISTICS, OFFENSE

RUSHING

			E.Lacy					J.Starks					D.Harris					A.Rodgers					J.Kuhn					R.Cobb				
			No	Yds	Avg	Lg	TD	No	Yds	Avg	Lg	TD	No	Yds	Avg	Lg	TD	No	Yds	Avg	Lg	TD	No	Yds	Avg	Lg	TD	No	Yds	Avg	Lg	TD
9/4	at	Sea	12	34	2.8	15	0	7	37	5.3	12	0	1	7	7.0	7	0	0	0	0.0	0	0	1	2	2.0	2t	1	0	0	0.0	0	0
9/14		NYJ	13	43	3.3	10	0	0	0	0.0	0	0	0	0.0	0	0	6	28	4.7	11	0	1	3	3.0	3	0	2	6	3.0	4	0	
9/21	at	Det	11	36	3.3	17	0	8	38	4.8	15	0	3	2	0.7	4	0	0	0.0	0	0	0	0	0.0	0	0	0	0	0.0	0	0	
9/28	at	Chi	17	48	2.8	10	1	0	0	0.0	0	0	0	0.0	0	0	1	8	8.0	8	0	0	0	0.0	0	0	0	0.0	0	0	0	
10/2		Min	13	105	8.1	29	2	12	46	3.8	17	0	0	0	0.0	0	0	0	0.0	0	0	2	6	3.0	3	0	0	0	0.0	0	0	
10/12	at	Mia	14	40	2.9	10	0	8	31	3.9	12	0	0	0	0.0	0	7	34	4.9	9	0	4	15	3.8	5	0	1	1	1.0	1	0	
10/19		Car	12	63	5.3	11	1	7	36	5.1	14	1	2	-1	-0.5	7	0	3	21	7.0	16	0	2	4	2.0	5	0	1	2	2.0	2	0
10/26	at	NO	13	59	4.5	19	0	2	5	2.5	3	0	2	4	2.0	4	0	2	21	10.5	14t	1	0	0	0.0	0	0	0	0.0	0	0	0
11/9		Chi	14	50	3.6	16	0	5	10	2.0	6	0	8	52	6.5	12	0	0	0	0.0	0	5	20	4.0	7	0	0	0	0.0	0	0	
11/16		Phi	10	69	6.9	37	1	8	9	1.1	7	0	0	0	0.0	0	3	32	10.7	16	0	1	3	3.0	3	0	0	0	0.0	0	0	0
11/23	at	Min	25	125	5.0	16	1	1	-4	-4.0	-4	0	0	0	0.0	0	6	34	5.7	18	0	0	0	0.0	0	0	0	0.0	0	0	0	
11/30		NE	21	98	4.7	24	0	1	2	2.0	2	0	0	0	0.0	0	5	22	4.4	17	0	0	0	0.0	0	2	8	4.0	6	0	0	
12/8		Atl	13	73	5.6	22	1	10	75	7.5	41	1	0	0	0.0	0	5	28	5.6	12	0	1	4	4.0	4	0	1	-1	-1.0	-1	0	
12/14	at	Buf	15	97	6.5	22	1	4	19	4.8	12	0	0	0	0.0	0	3	27	9.0	19	0	0	0	0.0	0	2	15	5.0	12	0	0	
12/21	at	TB	17	99	5.8	44t	1	7	3	0.4	4	0	0	0	0.0	0	0	0	0.0	0	0	4	22	5.5	11	0	0	0.0	0	0		
12/28		Det	26	100	3.8	22	0	5	26	5.2	21	0	(Inactive)					2	14	7.0	13	1	3	6	2.0	4	0	2	6	3.0	6	0
SEASON			246	1139	4.6	44t	9	85	333	3.9	41	2	16	64	4.0	12	0	43	269	6.3	19	2	24	85	3.5	11	1	11	37	3.4	12	0
CAREER			530	2317	4.4	60	20	407	1760	4.3	41	7	59	263	4.5	24	2	376	1831	4.9	35	20	189	591	3.1	18	13	27	252	9.3	67	0
1/11		Dal	19	101	5.3	29	0	5	16	3.2	6	0	(Inactive)					4	-4	-1.0	0	0	1	4	4.0	4	0	1	2	2.0	2	0

PASSING

			A.Rodgers										M.Flynn									
			Att	Com	Pct	Yds	Sk/Yd	TD	Lg	Int	Rtng	Att	Com	Pct	Yds	Sk/Yd	TD	Lg	Int	Rtng		
9/4	at	Sea	33	23	69.7	189	3/14	1	23	1	81.5	(Did Not Play)										
9/14		NYJ	42	25	59.5	346	4/36	3	80t	0	109.8	(Did Not Play)										
9/21	at	Det	27	16	59.3	162	2/15	1	18	0	88.8	(Did Not Play)										
9/28	at	Chi	28	22	78.6	302	1/0	4	46	0	151.2	(Did Not Play)										
10/2		Min	17	12	70.6	156	2/14	3	66t	0	138.7	5	3	60.0	22	0/0	0	9	1	30.8		
10/12	at	Mia	42	24	57.1	264	3/16	3	28	0	99.7	(Did Not Play)										
10/19		Car	22	19	86.4	255	2/14	3	59t	0	154.5	2	0	0.0	0	0/0	0	0	0	39.6		
10/26	at	NO	39	28	71.8	418	3/19	1	70t	2	93.8	1	1	100.0	8	1/5	0	8	0	100.0		
11/9		Chi	27	18	66.7	315	0/0	6	73t	0	145.8	5	1	20.0	4	0/0	0	4	0	39.6		
11/16		Phi	36	22	61.1	341	1/2	3	64	0	120.3	2	2	100.0	26	0/0	0	14	0	118.8		
11/23	at	Min	29	19	65.5	209	1/2	2	34	0	109.7	(Did Not Play)										
11/30		NE	38	24	63.2	368	3/20	2	45t	0	112.6	(Did Not Play)										
12/8		Atl	36	24	66.7	327	1/4	3	60t	0	123.3	(Did Not Play)										
12/14	at	Buf	42	17	40.5	185	1/10	0	20	2	34.3	(Did Not Play)										
12/21	at	TB	40	31	77.5	318	1/8	1	30	0	108.1	0	0	---	0	0/0	0	---	0	---		
12/28		Det	22	17	77.3	226	0/0	2	34	0	139.6	1	1	100.0	6	1/7	0	6	0	91.7		
SEASON			520	341	65.6	4381	28/174	38	80t	5	112.2	16	8	50.0	66	2/12	0	14	1	34.9		
CAREER			3475	2286	65.8	28578	260/1603	226	93t	57	106.0	357	219	61.3	2541	39/209	17	80t	11	85.9		
1/11		Dal	35	24	68.6	316	1/10	3	46t	0	125.4	(Did Not Play)										

PASSING

			S.Tolzien									
			Att	Com	Pct	Yds	Sk/Yd	TD	Lg	Int	Rtng	
9/4	at	Sea	(Inactive)									
9/14		NYJ	(Inactive)									
9/21	at	Det	(Inactive)									
9/28	at	Chi	(Inactive)									
10/2		Min	(Inactive)									
10/12	at	Mia	(Inactive)									
10/19		Car	(Inactive)									
10/26	at	NO	(Inactive)									
11/9		Chi	(Inactive)									
11/16		Phi	(Inactive)									
11/23	at	Min	(Inactive)									
11/30		NE	(Inactive)									
12/8		Atl	(Inactive)									
12/14	at	Buf	(Inactive)									
12/21	at	TB	(Inactive)									
12/28		Det	(Did Not Play)									
SEASON			0	0	---	0	0/0	0	---	0	---	
CAREER			90	55	61.1	717	3/26	1	52	5	66.8	
1/11		Dal	(Did Not Play)									

INDIVIDUAL STATISTICS, OFFENSE

			D.Adams					B.Bostick					J.Boykin					R.Cobb					J.Janis					J.Nelson								
			No	Yds	Avg	Lg	TD	No	Yds	Avg	Lg	TD	No	Yds	Avg	Lg	TD	No	Yds	Avg	Lg	TD	No	Yds	Avg	Lg	TD	No	Yds	Avg	Lg	TD	No	Yds	Avg	Lg
9/4	at	Sea	0	0	0.0	0	0				(Inactive)	0	0	0.0	0	0	6	58	9.7	23	1								9	83	9.2	16	0			
9/14		NYJ	5	50	10.0	24	0	0	0	0.0	0	0	0	0	0	1	6	6.0	6	0	5	39	7.8	14	2			9	209	23.2	80	1				
9/21	at	Det	2	11	5.5	9	0	0	0	0.0	0	0	0	0	1	11	11.0	11	0	3	29	9.7	13	0			5	59	11.8	18	0					
9/28	at	Chi	2	18	9.0	15	0	0	0	0.0	0	0	0	0						7	113	16.1	46	2	0	0	0	0	0	0	0	10	108	10.8	23	2
10/2		Min	1	11	11.0	11	1	0	0	0.0	0	0	0	0						3	34	11.3	20	1	2	16	8.0	9	0	1	66	66.0	66	1		
10/12	at	Mia	6	77	12.8	24	0	0	0	0.0	0	0	0	0						5	58	11.6	28	1	0	0	0	0	0	9	107	11.9	22	1		
10/19		Car	1	21	21.0	21	1	1	2	2.0	2	0	0	0	0	0	0	0.0	0	0	6	121	20.2	47	1			4	80	20.0	59	1				
10/26	at	NO	7	75	10.7	16	0	0	0	0.0	0	0	0	0	0	0	0	0.0	0	0	5	126	25.2	70	1			3	25	8.3	9	0				
11/9		Chi	1	10	10.0	10	0	1	1	1.0	1	1	0	0	0	0	0	0.0	0	0	4	72	18.0	29	1			6	152	25.3	73	2				
11/16		Phi	2	13	6.5	7	1								0	0	0.0	0	0	10	129	12.9	22	0			4	109	27.3	64	1					
11/23	at	Min	1	10	10.0	10	0								0	0	0.0	0	0	4	58	14.5	29	0			8	68	8.5	14	0					
11/30		NE	6	121	20.2	45	0	0	0	0.0	0	0	0	0	1	6	6.0	6	0	7	85	12.1	33	0			2	53	26.5	45	1					
12/8		Atl	1	6	6.0	6	0	0	0	0.0	0	0	0	0	0	0	0.0	0	0	4	58	14.5	23	0			8	146	18.3	60	2					
12/14	at	Buf	1	6	6.0	6	0	0	0	0.0	0	0	0	0	0	0	0.0	0	0	7	96	13.7	20	0			5	55	11.0	20	0					
12/21	at	TB	2	17	8.5	9	0	0	0	0.0	0	0	0	0	0	0	0.0	0	0	11	131	11.9	30	0			9	113	12.6	28	1					
12/28		Det	0	0	0.0	0	0	0	0	0.0	0	0	0	0	0	0	0.0	0	0	4	80	20.0	34	2			6	86	14.3	22	0					
SEASON			38	446	11.7	45	3	2	3	1.5	2	1	3	23	7.7	11	0	91	1287	14.1	70	12	2	16	8.0	9	0	98	1519	15.5	80	13				
CAREER			38	446	11.7	45	3	9	123	13.7	26	2	57	731	12.8	52	3	227	3049	13.4	70	25	2	16	8.0	9	0	400	6109	15.3	93	49				
1/11		Dal	7	117	16.7	46	1	0	0	0.0	0	0	0	0	0	0	0.0	0	0	8	116	14.5	31	0			2	22	11.0	11	0					

			A.Quarless					R.Rodgers					R.Taylor					D.Harris					J.Kuhn					E.Lacy							
			No	Yds	Avg	Lg	TD	No	Yds	Avg	Lg	TD	No	Yds	Avg	Lg	TD	No	Yds	Avg	Lg	TD	No	Yds	Avg	Lg	TD	No	Yds	Avg	Lg	TD	No	Yds	Avg
9/4	at	Sea	3	26	8.7	18	0	0	0	0.0	0	0	0	0	0	0	0.0	0	0	0	0	0.0	0	0	0	0	0	3	11	3.7	12	0			
9/14		NYJ	1	8	8.0	8	0	0	0	0.0	0	0	0	0	0	0	0.0	0	0	1	11	11.0	11	0	1	5	5.0	5	0	2	18	9.0	11	0	
9/21	at	Det	4	43	10.8	18	1	0	0	0.0	0	0	0	0	0	0	0.0	0	0	0	0	0.0	0	0	0	0	0	1	9	9.0	9	0			
9/28	at	Chi	0	0	0.0	0	0	2	52	26.0	43	0	0	0	0.0	0	0	0.0	0	0	0	0.0	0	0	0	0	0	1	11	11.0	11	0			
10/2		Min	2	19	9.5	10	0	0	0	0.0	0	0	0	0	0	0	0.0	0	0	0	0	0.0	0	0	1	3	3.0	3	0	3	27	9.0	21	0	
10/12	at	Mia	2	11	5.5	7	1	0	0	0.0	0	0								0	0	0.0	0	0	0	0	0	0	0	0	0	0	0		
10/19		Car	1	9	9.0	9	0	1	1	1.0	1	0								0	0	0.0	0	0	0	0	0	3	10	3.3	5	0			
10/26	at	NO	2	19	9.5	13	0	4	58	14.5	22	0								0	0	0.0	0	0	0	0	0	8	123	15.4	67	0			
11/9		Chi	2	10	5.0	6	1	2	6	3.0	4	0								0	0	0.0	0	0	0	0	3	68	22.7	56	1				
11/16		Phi	2	35	17.5	24	0	1	19	19.0	19	0								0	0	0.0	0	0	0	0	3	45	15.0	32	1				
11/23	at	Min	2	50	25.0	34	0	1	1	1.0	1	1								0	0	0.0	0	1	9	9.0	9	0	2	13	6.5	10	1		
11/30		NE	2	17	8.5	9	0	2	35	17.5	32	1								0	0	0.0	0	0	0	0	2	17	8.5	12	0				
12/8		Atl	3	52	17.3	30	0	0	0	0.0	0	0								0	0	0.0	0	0	1	6	6.0	6	0	5	33	6.6	13	1	
12/14	at	Buf	1	7	7.0	7	0	0	0	0.0	0	0								0	0	0.0	0	0	0	0	2	11	5.5	12	0				
12/21	at	TB	2	17	8.5	16	0	2	13	6.5	8	0								0	0	0.0	0	0	0	0	1	5	5.0	5	0				
12/28		Det	0	0	0.0	0	0	5	40	8.0	18	0										(Inactive)					3	26	8.7	15	0				
SEASON			29	323	11.1	34	3	20	225	11.3	43	2	0	0	0.0	0	0	1	11	11.0	11	0	4	23	5.8	9	0	42	427	10.2	67	4			
CAREER			85	909	10.7	34	6	20	225	11.3	43	2	8	45	5.6	11	1	4	32	8.0	11	0	76	516	6.8	32	8	77	684	8.9	67	4			
1/11		Dal	4	31	7.8	13	1	1	13	13.0	13	1										(Inactive)				1	7	7.0	7	0	1	10	10.0	10	0

			J.Starks					K.Dorsey					J.Perillo				
			No	Yds	Avg	Lg	TD	No	Yds	Avg	Lg	TD	No	Yds	Avg	Lg	TD
9/4	at	Sea	2	11	5.5	11	0				(Practice Squad)					(Practice Squad)	
9/14		NYJ	0	0	0.0	0	0				(Practice Squad)					(Practice Squad)	
9/21	at	Det	0	0	0.0	0	0				(Practice Squad)					(Practice Squad)	
9/28	at	Chi	0	0	0.0	0	0				(Practice Squad)					(Practice Squad)	
10/2		Min	2	2	1.0	3	0				(Practice Squad)					(Practice Squad)	
10/12	at	Mia	2	11	5.5	0	0	0	0	0.0	0	0				(Practice Squad)	
10/19		Car	1	7	7.0	11	0	1	4	4.0	4	0				(Practice Squad)	
10/26	at	NO	0	0	0.0	0	0	0	0	0.0	0	0				(Practice Squad)	
11/9		Chi	0	0	0.0	0	0				(Injured Reserve)					(Practice Squad)	
11/16		Phi	2	17	8.5	14	0				(Injured Reserve)	0	0	0.0	0	0	
11																	

INDIVIDUAL STATISTICS, DEFENSE

S.Barrington						J.Boyd					C.Bradford					M.Burnett					J.Bush					H.Clinton-Dix													
	UT	A	Sk	Int	PD	UT	A	Sk	Int	PD	UT	A	Sk	Int	PD	UT	A	Sk	Int	PD	UT	A	Sk	Int	PD	UT	A	Sk	Int	PD									
9/4	at	Sea	0	0	0-0	0-0	0	0	1	0-0	0-0	0	(Inactive)			6	2	0-0	0-0	0	0	0	0-0	0-0	0	0	0	0-0	0-0	0	0	4	2	1-0	0-0	1			
9/14		NYJ	0	0	0-0	0-0	0	2	2	0-0	0-0	0	(Inactive)			8	2	0-0	0-0	1	0	0	0-0	0-0	0	0	0	0-0	0-0	0	0	1	1	0-0	0-0	0			
9/21	at	Det	3	1	0-0	0-0	0	2	4	0-0	0-0	0	(Inactive)			3	1	0-0	0-0	0	0	0	0-0	0-0	0	1	1	0-0	1-9	2									
9/28	at	Chi	0	0	0-0	0-0	0	0	2	0-0	0-0	0	(Inactive)			12	2	0-0	0-0	0	2	0	0-0	0-0	0	6	0	0-0	0-0	0	6	0	0-0	0-0	0				
10/2		Min			(Inactive)							(Inactive)				10	1	0-0	0-0	0	0	0	0-0	0-0	0	5	1	0-0	0-0	0	5	1	0-0	0-0	0				
10/12	at	Mia			(Inactive)		0	1	0-0	0-0	0	(Inactive)				4	1	0-0	0-0	0	2	0	0-0	0-0	0	8	1	0-0	0-0	1									
10/19		Car	3	2	0-0	0-0	0	0	1	0-0	0-0	0	(Inactive)			6	1	0-0	0-0	0	2	1	0-0	0-0	1	8	1	0-0	0-0	0	8	1	0-0	0-0	0				
10/26	at	NO	6	4	0-0	0-0	0	0	0	0-0	0-0	0	(Inactive)								0	0	0-0	0-0	0	4	4	0-0	0-0	0	4	4	0-0	0-0	0				
11/9		Chi	2	1	1-9	0-0	0	4	0	0-0	0-0	0	(Inactive)			4	2	1-8	0-0	1	0	0	0-0	0-0	0	2	2	0-0	0-0	1	2	2	0-0	0-0	1				
11/16		Phi	1	0	0-0	0-0	0	3	0	0-0	0-0	0	(Inactive)			8	1	0-0	0-0	0	0	0	0-0	0-0	0	7	1	0-0	0-0	0	7	1	0-0	0-0	0				
11/23	at	Min	1	0	0-0	0-0	0	3	1	0-0	0-0	0	(Inactive)			8	1	0-0	0-0	0						8	0	0-0	0-0	2									
11/30		NE	5	2	0-0	0-0	1	1	1	0-0	0-0	0	(Inactive)			4	3	0-0	0-0	0	0	0	0-0	0-0	0	5	2	0-0	0-0	3									
12/8		Atl	5	5	0-0	0-0	0	1	0	0-0	0-0	0	(Inactive)			7	1	0-0	1-32	1	0	0	0-0	0-0	0	6	0	0-0	0-0	0	6	0	0-0	0-0	0				
12/14	at	Buf	8	3	0-0	0-0	0	1	2	0-0	0-0	0	(Inactive)			6	6	0-0	0-0	0	0	0	0-0	0-0	0	6	3	0-0	0-0	0	6	3	0-0	0-0	0				
12/21	at	TB	2	3	0-0	0-0	0	0	1	0-0	0-0	0	(Inactive)			8	2	0.5-5	0-0	1	0	0	0-0	0-0	0	3	2	0-0	0-0	1	3	2	0-0	0-0	1				
12/28		Det	6	5	0-0	0-0	1	1	0	0-0	0-0	0	(Inactive)			5	0	0-0	0-0	2	0	0	0-0	0-0	0	0	1	0-0	0-0	0	0	1	0-0	0-0	0				
SEASON			42	26	1-9	0-0	2	18	16	0-0	0-0	0	0	0	0-0	0-0	0	0	0	0-0	0-0	0	0	0	368	122	4.5-41	7-33	43	82	26	1.5-13	4-42	32	73	22	1-0	1-9	11
CAREER			42	26	1-9	0-0	2	22	20	0-0	0-0	0	0	0	0-0	0-0	0	0	0	0-0	0-0	0	0	0	368	122	4.5-41	7-33	43	82	26	1.5-13	4-42	32	73	22	1-0	1-9	11
1/11		Dal	3	3	0-0	0-0	0	1	1	0-0	0-0	0	(Inactive)			2	1	0-0	0-0	0	0	0	0-0	0-0	0	5	1	0-0	0-0	0	5	1	0-0	0-0	0				

M.Daniels						J.Elliott					D.Goodson					L.Guion					A.Hawk					C.Hayward										
	UT	A	Sk	Int	PD	UT	A	Sk	Int	PD	UT	A	Sk	Int	PD	UT	A	Sk	Int	PD	UT	A	Sk	Int	PD	UT	A	Sk	Int	PD						
9/4	at	Sea	5	3	0-0	0-0	0				(Inactive)					1	2	0-0	0-0	0	5	2	0-0	0-0	0	2	0	0-0	0-0	0	2	0	0-0	0-0	0	
9/14		NYJ	5	1	1-7	0-0	0				(Inactive)					2	3	0-0	0-0	0	4	5	0-0	0-0	0	0	0	0-0	0-0	0	0	0	0-0	0-0	0	
9/21	at	Det	2	3	0-0	0-0	0	0	0	0-0	0-0	0	(Inactive)			3	2	0-0	0-0	0	6	0	0-0	0-0	0	1	0	0-0	0-0	0	1	0	0-0	0-0	0	
9/28	at	Chi	1	2	0-0	0-0	0	1	0	0-0	0-0	0	(Inactive)			0	2	0-0	0-0	0	12	3	0-0	0-0	0	3	0	0-0	0-0	0	3	0	0-0	0-0	0	
10/2		Min	3	1	1.5-13	0-0	0	0	0	0-0	0-0	0	(Inactive)			4	2	1.5-11	0-0	0	6	2	0.5-0	0-0	1	1	1	2	0-0	0-0	2					
10/12	at	Mia	2	2	0-0	0-0	0	0	0	0-0	0-0	0	(Inactive)			4	3	0-0	0-0	0	2	1	0-0	0-0	0	2	0	0-0	1-10	1						
10/19		Car	1	1	0-0	0-0	0	0	0	0-0	0-0	0	(Inactive)			1	1	0-0	0-0	0	5	1	0-0	0-0	1	2	1	0-0	1-21	1						
10/26	at	NO	8	0	0-0	0-0	0	0	0	0-0	0-0	0	0	0	0-0	0-0	4	1	0-0	0-0	0	4	2	0-0	0-0	0	5	0	0-0	0-0	0	5	0	0-0	0-0	0
11/9		Chi	0	2	0-0	0-0	0	1	0	0-0	0-0	0	(Inactive)			0	1	0-0	0-0	0	3	2	0-0	0-0	1	2	0	0-0	1-82t	1						
11/16		Phi	1	2	0-0	0-0	0				(Inactive)					3	2	1-7	0-0	0	5	1	0-0	0-0	0	2	0	0-0	0-0	0	2	0	0-0	0-0	0	
11/23	at	Min	1	1	1-7	0-0	0	1	0	0-0	0-0	0	0	0	0-0	0-0	1	2	0-0	0-0	0	4	3	0-0	0-0	1	1	0	0-0	0-0	0	1	0	0-0	0-0	0
11/30		NE	2	2	0.5-4.5	0-0	0	0	0	0-0	0-0	0	(Inactive)			1	1	0-0	0-0	0	1	2	0-0	0-0	0	0	0	0-0	0-0	0	0	0	0-0	0-0	0	
12/8		Atl	1	3	0-0	0-0	0	0	0	0-0	0-0	0	0	0	0-0	0-0	1	1	0-0	0-0	1	1	0	0-0	0-0	0	2	2	0-0	0-0	0	2	2	0-0	0-0	0
12/14	at	Buf	4	2	0-0	0-0	0	0	0	0-0	0-0	0	0	0	0-0	0-0	3	4	1-8	0-0	0	3	2	0-0	0-0	0	0	0	0-0	0-0	0	0	0	0-0	0-0	0
12/21	at	TB	3	1	0.5-5	0-0	0	0	0	0-0	0-0	0	0	0	0-0	0-0	0	2	0-0	0-0	0	2	2	0-0	0-0	0	2	0	0-0	0-0	0	2	0	0-0	0-0	0
12/28		Det	3	1	1-9	0-0	0	0	0	0-0	0-0	0	0	0	0-0	0-0	3	2	0-0	0-0	0	1	1	0-0	0-0	0	2	0	0-0	0-0	1					
SEASON			42	27	5.5-45.5	0-0	0	3	0	0-0	0-0	0	0	0	0-0	0-0	31	31	3.5-26	0-0	1	64	29	0.5-0	0-0	4	27	5	0-0	3-113	6					
CAREER			75	50	14-100	0-0	1	3	0	0-0	0-0	0	0	0	0-0	0-0	96	95	8.5-47	0-0	4	798	320	19-1265	9-121	43	77	22	0-0	9-194	32					
1/11		Dal	1	2	0.5-2.5	0-0	0	0	0	0-0	0-0	0	(Inactive)			3	2	0-0	0-0	0	1	2	0-0	0-0	0	1	0	0-0	0-0	0						

D.House						M.Hyde					B.Jones					D.Jones					J.Lattimore					C.Matthews				
	UT	A	Sk	Int	PD	UT	A	Sk	Int	PD	UT	A	Sk	Int	PD	UT	A	Sk	Int	PD	UT	A	Sk	Int	PD	UT	A	Sk	Int	PD
9/4	at	Sea	0	0	0-0	0-0	0	2	2																					

INDIVIDUAL STATISTICS, DEFENSE

		A.Mulumba					M.Neal					M.Pennel					J.Peppers					N.Perry					S.Richardson									
		UT	A	Sk	Int	PD	UT	A	Sk	Int	PD	UT	A	Sk	Int	PD	UT	A	Sk	Int	PD	UT	A	Sk	Int	PD	UT	A	Sk	Int	PD					
9/4	at Sea	0	0	0-0	0-0	0	3	2	0-0	0-0	0						4	0	0-0	0-0	0	2	0	0-0	0-0	1	0	0	0-0	0-0	0	0	0	0-0	0-0	0
9/14	NYJ	0	0	0-0	0-0	0	2	1	0-0	0-0	0						2	1	0-0	0-0	2	2	0	0-0	0-0	0	0	0	0-0	0-0	0	0	0	0-0	0-0	0
9/21	at Det			(Injured Reserve)			3	2	1-2	0-0	0						2	0	1-6	0-0	0	2	2	0-0	0-0	0	0	0	0-0	0-0	0	0	0	0-0	0-0	0
9/28	at Chi			(Injured Reserve)			2	0	0-0	0-0	0	1	1	0-0	0-0	0	2	0	0-0	0-0	0	1	0	0-0	0-0	0	1	0	0-0	0-0	0	1	0	0-0	0-0	0
10/2	Min			(Injured Reserve)			2	0	0-0	0-0	0	2	1	0-0	0-0	0	1	1	0.5-0	1-49t	1	3	0	2-10	0-0	0	0	0	0-0	0-0	0	0	0	0-0	0-0	1
10/12	at Mia			(Injured Reserve)			1	0	1-7	0-0	0	0	1	0-0	0-0	0	3	2	0-0	0-0	0	2	0	0-0	0-0	0	0	0	0-0	0-0	0	0	0	0-0	0-0	0
10/19	Car			(Injured Reserve)			0	1	0-0	0-0	0	3	0	0-0	0-0	0	1	4	1.5-9.5	0-0	0	1	0	1-12	0-0	0	4	0	0-0	0-0	0	4	0	0-0	0-0	0
10/26	at NO			(Injured Reserve)			0	2	0-0	0-0	0	0	3	0-0	0-0	0	1	0	1-4	0-0	0	0	0	0-0	0-0	0	1	2	0-0	0-0	0	1	2	0-0	0-0	0
11/9	Chi			(Injured Reserve)			3	1	0-0	0-0	0	0	2	0-0	0-0	0	4	0	1-5	0-0	2	1	1	0-0	0-0	0	1	0	0-0	0-0	0	1	0	0-0	0-0	0
11/16	Phi			(Injured Reserve)			3	1	1-9	0-0	0	0	1	0-0	0-0	0	2	0	0-0	1-52t	1	1	0	0-0	0-0	0	3	0	0-0	0-0	0	0	0	0-0	0-0	0
11/23	at Min			(Injured Reserve)			2	1	0-0	0-0	0	0	0	0-0	0-0	0	2	2	0-0	0-0	0				(Inactive)	0	0	0	0-0	0-0	0	0	0	0-0	0-0	0
11/30	NE			(Injured Reserve)			0	2	0.5-4.5	0-0	0	0	0	0-0	0-0	0	1	1	0-0	0-0	2	0	0	0-0	0-0	0	0	0	0-0	0-0	0	0	0	0-0	0-0	0
12/8	Atl			(Injured Reserve)			3	0	0-0	0-0	0	0	0	0-0	0-0	0	3	0	0-0	0-0	0	0	0	0-0	0-0	0	0	0	0-0	0-0	0	0	0	0-0	0-0	0
12/14	at Buf			(Injured Reserve)			0	1	0-0	0-0	0	1	1	0-0	0-0	0	3	1	0-0	0-0	1	2	0	0-0	0-0	1	0	0	0-0	0-0	0	0	0	0-0	0-0	0
12/21	at TB			(Injured Reserve)			1	0	1-9	0-0	0	0	0	0-0	0-0	0	2	0	2-17	0-0	0	1	0	0-0	0-0	0	0	0	0-0	0-0	0	0	0	0-0	0-0	0
12/28	Det			(Injured Reserve)			2	0	0-0	0-0	0	0	1	0-0	0-0	0	0	0	0-0	0-0	2	3	0	0-0	0-0	0	2	2	0-0	0-0	0	2	2	0-0	0-0	0
SEASON		0	0	0-0	0-0	0	27	14	4.5-31.5	0-0	0	7	11	0-0	0-0	0	33	12	7-41.5	2-101	11	21	3	3-22	0-0	2	12	4	0-0	0-0	1	12	4	0-0	0-0	1
CAREER		17	17	1-2	0-0	0	81	49	15-93	1-5	1	7	11	0-0	0-0	0	547	218	125.5-768.5	11-342	63	61	34	9-78	0-0	3	23	6	0-0	0-0	2	23	6	0-0	0-0	2
1/11	Dal			(Injured Reserve)			4	2	0.5-1.5	0-0	0	1	0	0-0	0-0	0	4	2	1-5	0-0	0	3	1	1.5-10.5	0-0	0	0	0	0-0	0-0	0	0	0	0-0	0-0	0

		S.Shields					T.Williams					C.Banjo					
		UT	A	Sk	Int	PD	UT	A	Sk	Int	PD	UT	A	Sk	Int	PD	
9/4	at Sea	1	2	0-0	0-0	2	3	0	0-0	0-0	1						
9/14	NYJ	1	0	0-0	0-0	1	4	2	0-0	1-0	2						
9/21	at Det	6	0	0-0	0-0	0	7	1	0-0	0-0	1						
9/28	at Chi	3	2	0-0	1-62	4	4	4	0-0	0-0	2						
10/2	Min	1	0	0-0	0-0	0	8	1	0-0	0-0	2						
10/12	at Mia	1	1	0-0	1-0	1	3	1	0-0	0-0	0						
10/19	Car			(Inactive)			1	1	0-0	0-0	1						
10/26	at NO			(Inactive)			4	2	0-0	0-0	0						
11/9	Chi	6	1	0-0	0-0	1	2	0	0-0	0-0	0						
11/16	Phi	7	0	0-0	0-0	0	4	2	0-0	1-2	1						
11/23	at Min	2	0	0-0	0-0	1	3	0	0-0	0-0	2						
11/30	NE	0	1	0-0	0-0	1	8	1	0-0	0-0	0						
12/8	Atl	2	1	0-0	0-0	1	2	1	0-0	0-0	1						
12/14	at Buf	1	2	0-0	0-0	0	2	0	0-0	1-0	2	0	0	0-0	0-0	0	
12/21	at TB	0	0	0-0	0-0	1	3	0	0-0	0-0	0	0	0	0-0	0-0	0	
12/28	Det	1	0	0-0	0-0	0	4	0	0-0	0-0	1	0	0	0-0	0-0	0	
SEASON		32	10	0-0	2-62	13	62	16	0-0	3-2	16	0	0	0-0	0-0	0	
CAREER		170	37	1-8	15-165	77	371	93	4.5-29.5	28-423	141	10	2	0-0	0-0	2	
1/11	Dal	1	1	0-0	0-0	1	2	0	0-0	0-0	1	0	0	0-0	0-0	0	

DEFENSIVE FUMBLE STATISTICS

FORCED FUMBLES (10)

C.Matthews — (1) at Seattle, Sept. 4 (P.Harvin)
 J.Peppers — (1) at Detroit, Sept. 21 (M.Stafford)
 D.House — (1) at Chicago, Sept. 28 (A.Jeffery)
 M.Burnett — (1) vs. Minnesota, Oct. 2 (M.Asiata)
 C.Matthews — (1) vs. Miami, Oct. 12 (L.Miller)
 L.Guion — (1) at New Orleans, Oct. 26 (E.Lorig)
 J.Peppers — (1) vs. Chicago, Nov. 9 (J.Cutler)
 J.Peppers — (1) at Buffalo, Dec. 14 (A.Dixon)
 J.Peppers — (1) at Tampa Bay, Dec. 21 (J.McCown)
 N.Perry — (1) at Detroit, Dec. 28 (J.Bell)

FUMBLE RECOVERIES (8)

J.Peppers — (1) at Detroit, Sept. 21 (M.Stafford)
 C.Hayward — (1) vs. Minnesota, Oct. 2 (M.Asiata)
 J.Peppers — (1) at Miami, Oct. 12 (L.Miller)
 T.Williams — (1) at New Orleans, Oct. 26 (E.Lorig)
 J.Peppers — (1) vs. Chicago, Nov. 9 (J.Cutler)
 N.Perry — (1) vs. Philadelphia, Nov. 16 (M.Sanchez)
 C.Hayward — (1) vs. Philadelphia, Nov. 16 (M.Sanchez)
 M.Burnett — (1) vs. Detroit, Dec. 28 (J.Bell)

POSTSEASON (2)

J.Peppers — (2) vs. Dallas, Jan. 11 (T.Romo, D.Murray)

POSTSEASON (1)

D. Jones — (1) vs. Dallas, Jan. 11 (D.Murray)

INDIVIDUAL STATISTICS, DEFENSE

QUARTERBACK SACKS (41-261)

9/4	at	Seattle:	(1-0)	H.Clinton-Dix 1-0
9/14		N.Y. Jets:	(2-10)	M.Daniels 1-7, C.Matthews 1-3
9/21	at	Detroit:	(2-8)	M.Neal 1-2, J.Peppers 1-6
9/28	at	Chicago:	(1-4)	D.Jones 1-4
10/2		Minnesota:	(6-34)	N.Perry 2-10, M.Daniels 1.5-13, L.Guion 1.5-11, A.Hawk 0.5-0, J.Peppers 0.5-0
10/12	at	Miami:	(1-7)	M.Neal 1-7
10/19		Carolina:	(3-25)	J.Peppers 1.5-9.5, N.Perry 1-12, C.Matthews 0.5-3.5
10/26	at	New Orleans:	(2-9)	C.Matthews 1-5, Peppers 1-4
11/9		Chicago:	(4-27)	S.Barrington 1-9, M.Burnett 1-8, C.Matthews 1-5, J.Peppers 1-5
11/16		Philadelphia:	(3-26)	L.Guion 1-7, C.Matthews 1-10, M.Neal 1-9
11/23	at	Minnesota:	(2-14)	M.Daniels 1-7, M.Hyde 1-7
11/30		New England:	(1-9)	M.Daniels 0.5-4.5, M.Neal 0.5-4.5
12/8		Atlanta:	(1-1)	C.Matthews 1-1
12/14	at	Buffalo:	(3-18)	C.Matthews 2-10, L.Guion 1-8
12/21	at	Tampa Bay:	(7-54)	C.Matthews 2.5-14.5, J.Peppers 2-17, M.Neal 1-9, M.Burnett 0.5-5, M.Daniels 0.5-5, D.Jones 0.5-3.5
12/28		Detroit:	(2-15)	M.Daniels 1-9, C.Matthews 1-6
SEASON TOTALS: (41-261) C.Matthews 11-58, J.Peppers 7-41.5, M.Daniels 5.5-45.5, M.Neal 4.5-31.5, L.Guion 3.5-26, N.Perry 3-22, M.Burnett 1.5-13, D.Jones 1.5-7.5, S.Barrington 1-9, H.Clinton-Dix 1-0, M.Hyde 1-7, A.Hawk 0.5-0				
1/11		Dallas:	(4-21)	N.Perry 1.5-10.5, J.Peppers 1-5, M.Daniels 0.5-2.5, D.Jones 0.5-1.5, M.Neal 0.5-1.5

QUARTERBACK HITS (108)

9/4	at	Seattle:	(4)	J.Boyd 1, H.Clinton-Dix 1, A.Hawk 1, J.Peppers 1
9/14		N.Y. Jets:	(12)	M.Daniels 3, M.Neal 2, J.Peppers 2, T.Williams 2, A.Hawk 1, D.Jones 1, C.Matthews 1
9/21	at	Detroit:	(6)	J.Peppers 3, J.Boyd 1, D.Jones 1, C.Matthews 1
9/28	at	Chicago:	(2)	D. Jones 1, M.Neal 1
10/2		Minnesota:	(15)	M.Daniels 4, L.Guion 3, C.Matthews 3, M.Neal 2, H.Clinton-Dix 1, D.Jones 1, L.Robinson 1
10/12	at	Miami:	(9)	J.Boyd 1, M.Daniels 1, L.Guion 1, A.Hawk 1, D.House 1, B.Jones 1, C.Matthews 1, M.Pennel 1, J.Peppers 1
10/19		Carolina:	(6)	C.Matthews 2, J.Boyd 1, L.Guion 1, M.Pennel 1, N.Perry 1
10/26	at	New Orleans:	(4)	S.Barrington 1, M.Daniels 1, L.Guion 1, J.Peppers 1
11/9		Chicago:	(3)	C.Matthews 1, M.Pennel 1, J.Peppers 1
11/16		Philadelphia:	(4)	L.Guion 1, A.Hawk 1, D.Jones 1, C.Matthews 1
11/23	at	Minnesota:	(8)	M.Daniels 3, C.Matthews 2, M.Burnett 1, M.Neal 1, J.Peppers 1
11/30		New England:	(6)	M.Daniels 4, S.Barrington 1, C.Matthews 1
12/8		Atlanta:	(4)	J.Peppers 2, D.Jones 1, C.Matthews 1
12/14	at	Buffalo:	(6)	L.Guion 2, C.Matthews 2, M.Neal 1, J.Peppers 1
12/21	at	Tampa Bay:	(12)	C.Matthews 4, J.Peppers 2, S.Barrington 1, M.Burnett 1, M.Daniels 1, M.Neal 1, B.Jones 1, D.Jones 1
12/28		Detroit:	(7)	J.Peppers 3, M.Daniels 2, S.Barrington 1, D.Jones 1
SEASON TOTALS: (108) M.Daniels 19, C.Matthews 17, J.Peppers 17, L.Guion 10, D.Jones 8, M.Neal 8, S.Barrington 4, J.Boyd 4, A.Hawk 4, B.Jones 3, M.Pennel 3, M.Burnett 2, H.Clinton-Dix 2, T.Williams 2, J.Elliott 1, D.House 1, M.Hyde 1, N.Perry 1, L.Robinson 1				
1/11		Dallas:	(8)	N.Perry 2, M.Daniels 1, L.Guion 1, M.Hyde 1, D.Jones 1, C.Matthews 1, M.Neal 1

PASSES DEFENSED (110)

9/4	at	Seattle:	(5)	S.Shields 2, H.Clinton-Dix 1, N.Perry 1, T.Williams 1
9/14		N.Y. Jets:	(9)	D.House 2, J.Peppers 2, T.Williams 2, M.Burnett 1, C.Matthews 1, S.Shields 1
9/21	at	Detroit:	(6)	H.Clinton-Dix 2, D.House 1, M.Hyde 1, C.Matthews 1, T.Williams 1
9/28	at	Chicago:	(10)	S.Shields 4, M.Hyde 2, T.Williams 2, J.Lattimore 1, C.Matthews 1
10/2		Minnesota:	(10)	C.Hayward 2, T.Williams 2, A.Hawk 1, M.Hyde 1, J.Lattimore 1, J.Peppers 1, S.Richardson 1, L.Robinson 1
10/12	at	Miami:	(6)	H.Clinton-Dix 1, C.Hayward 1, D.House 1, B.Jones 1, C.Matthews 1, S.Shields 1
10/19		Carolina:	(5)	J.Bush 1, A.Hawk 1, C.Hayward 1, D.House 1, T.Williams 1
10/26	at	New Orleans:	(3)	D.House 2, M.Hyde 1
11/9		Chicago:	(11)	D.House 2, M.Hyde 2, J.Peppers 2, M.Burnett 1, H.Clinton-Dix 1, A.Hawk 1, C.Hayward 1, S.Shields 1
11/16		Philadelphia:	(5)	M.Hyde 2, C.Matthews 1, J.Peppers 1, T.Williams 1
11/23	at	Minnesota:	(8)	H.Clinton-Dix 2, T.Williams 2, A.Hawk 1, M.Hyde 1, C.Matthews 1, S.Shields 1
11/30		New England:	(7)	H.Clinton-Dix 3, J.Peppers 2, S.Barrington 1, S.Shields 1
12/8		Atlanta:	(8)	D.House 2, M.Burnett 1, L.Guion 1, M.Hyde 1, D.Jones 1, S.Shields 1, T.Williams 1
12/14	at	Buffalo:	(5)	T.Williams 2, B.Jones 1, J.Peppers 1, N.Perry 1
12/21	at	Tampa Bay:	(4)	M.Hyde 1, D.Jones 1, C.Matthews 1, S.Shields 1
12/28		Detroit:	(7)	M.Burnett 2, J.Peppers 2, S.Barrington 1, C.Hayward 1, T.Williams 1
SEASON TOTALS: (110) T.Williams 16, S.Shields 13, M.Hyde 12, H.Clinton-Dix 11, D.House 11, J.Peppers 11, M.Burnett 6, C.Hayward 6, C.Matthews 6, A.Hawk 4, S.Barrington 2, B.Jones 2, D.Jones 2, J.Lattimore 2, N.Perry 2, J.Bush 1, L.Guion 1, S.Richardson 1, L.Robinson 1				
1/11		Dallas:	(2)	S.Shields 1, T.Williams 1

INDIVIDUAL STATISTICS, SPECIAL TEAMS

PUNTING

		T.Masthay							
		No	Yds	Avg	TB	In20	Lg	Bk	Net
9/4	at Sea	4	153	38.3	0	1	57	0	37.5
9/14	NYJ	4	197	49.3	0	0	56	0	46.5
9/21	at Det	5	215	43.0	0	2	48	0	39.8
9/28	at Chi	0	0	0.0	0	0	0	0	0.0
10/2	Min	6	304	50.7	1	5	58	0	45.8
10/12	at Mia	4	172	43.0	1	1	53	1	30.4
10/19	Car	5	276	55.2	1	0	58	0	44.0
10/26	at NO	0	0	0.0	0	0	0	0	0.0
11/9	Chi	3	121	40.3	0	1	47	0	36.0
11/16	Phi	1	40	40.0	0	0	40	1	17.0
11/23	at Min	4	169	42.3	0	2	47	0	41.0
11/30	NE	1	38	38.0	0	0	38	0	35.0
12/8	Atl	1	31	31.0	0	0	31	0	31.0
12/14	at Buf	6	257	42.8	0	1	63	0	30.3
12/21	at TB	2	69	34.5	0	0	43	0	34.5
12/28	Det	3	117	39.0	1	1	47	0	27.7
SEASON		49	2159	44.1	4	14	63	2	37.0
CAREER		309	13676	44.3	23	114	71	3	38.3
1/11	Dal	2	75	37.5	0	0	40	0	34.0

KICKING

		M.Crosby						
		FG	PAT	Pts	Kickoffs			OB
					No.	TB	TB	
					Ret	Pct	Pct	
9/4	at Sea	1/1	1/1	4	2	2	50.0	0
9/14	NYJ	3/3	2/2	11	3	4	57.1	0
9/21	at Det	0/0	1/1	1	1	1	33.3	0
9/28	at Chi	1/2	5/5	8	2	5	71.4	0
10/2	Min	0/0	6/6	6	5	2	28.6	0
10/12	at Mia	2/2	3/3	9	2	3	50.0	0
10/19	Car	1/1	5/5	8	2	5	71.4	0
10/26	at NO	3/3	2/2	11	0	4	100.0	1
11/9	Chi	2/2	7/7	13	10	0	0.0	0
11/16	Phi	2/3	5/6	11	4	6	60.0	0
11/23	at Min	1/1	3/3	6	5	0	0.0	0
11/30	New	4/5	2/2	14	4	2	40.0	1
12/8	Atl	3/3	4/5	13	8	1	12.5	0
12/14	at Buf	2/3	1/1	7	2	2	50.0	0
12/21	at TB	2/3	2/2	8	1	4	80.0	0
12/28	Det	0/1	4/4	4	5	0	0.0	0
SEASON		27/33	53/55	134	56	41	41.4	2
CAREER		212/268	401/405	1037	505	185	26.4	14
1/11	Dal	2/2	2/2	8	4	1	25.0	0

ADDITIONAL KICKOFFS: T.Masthay 1-0 at Sea (Sept. 4), 1-0 at Det (Sept. 21)

ON-SIDE KICK RECOVERIES

OWN KICKS (0/4)

Failed – C.Hogan at Buf (Dec. 14)
Failed – Out of bounds at NO (Sept. 26)
Failed – B.Watson at NO (Sept. 26)
Failed – G.Salas vs. NYJ (Sept. 14)

POSTSEASON (0/0)

OPPONENT KICKS (0/3)

Failed – S.Richardson vs. Chi (Sept. 28)
Failed – J.Boykin vs. Atl (Dec. 8)
Failed – J.Nelson vs. Atl (Dec. 8)

POSTSEASON (0/0)

BLOCKED KICKS

PACKERS (1)

BLOCKED PUNTS

(1) at Miami, Oct. 12 (J.Freeny)
(1) vs. Philadelphia, Nov. 16 (B.Braman)

BLOCKED FIELD GOALS

(1) vs. Atlanta, Dec. 8 (B.Jones)

(1) at Chicago, Sept. 28 (W.Young)
(1) at Buffalo, Dec. 14 (M.Williams)
(1) vs. Detroit, Dec. 28 (I.Abdul-Quddus)

BLOCKED PATs

(1) vs. Philadelphia, Nov. 16 (B.Bair)
(1) vs. Atlanta, Dec. 8 (R.Hageman)

BLOCKED KICKS POSTSEASON

PACKERS (0)

BLOCKED PUNTS

OPPONENTS (0)

BLOCKED FIELD GOALS

BLOCKED PATs

KICKOFF

		D.Harris					M.Hyde				
		No	Yds	Avg	Lg	TD	No	Yds	Avg	Lg	TD
9/4	at Sea	2	40	20.0	21	0	2	49	24.5	28	0
9/14	NYJ	2	58	29.0	41	0	0	0	0.0	0	0
9/21	at Det	2	51	25.5	26	0	0	0	0.0	0	0
9/28	at Chi	1	20	20.0	20	0	2	47	23.5	25	0
10/2	Min	0	0	0.0	0	0	0	0	0.0	0	0
10/12	at Mia	1	33	33.0	33	0	0	0	0.0	0	0
10/19	Car	1	9	9.0	9	0	0	0	0.0	0	0
10/26	at NO	0	0	0.0	0	0	0	0	0.0	0	0
11/9	Chi	1	20	20.0	20	0	0	0	0.0	0	0
11/16	Phi	3	42	14.0	18	0	0	0	0.0	0	0
11/23	at Min	0	0	0.0	0	0	0	0	0.0	0	0
11/30	NE	4	90	22.5	27	0	0	0	0.0	0	0
12/8	Atl	4	85	21.3	24	0	0	0	0.0	0	0
12/14	at Buf	1	8	8.0	8	0	0	0	0.0	0	0
12/21	at TB	0	0	0.0	0	0	0	0	0.0	0	0
12/28	Det			(Inactive)			0	0	0.0	0	0
SEASON		22	456	20.7	41	0	4	96	24.0	28	0
CAREER		36	764	21.2	41	0	26	627	24.1	70	0
1/11	Dal			(Inactive)			1	20	20.0	0	0

ADDITIONAL KICKOFF RETURNS: R.Cobb 1-0 vs. Det (Dec. 28), 2-28 vs. Dal (Jan. 11), R.Rodgers 1-0 vs. Chi (Nov. 9)

		R.Cobb					M.Hyde						
		No	Yds	Avg	FC	Lg	TD	No	Yds	Avg	FC	Lg	TD
9/4	at Sea	0	0	0.0	2	0	0	0	0	0.0	0	0	0
9/14	NYJ	1	7	7.0	1	7	0	1	8	8.0	0	8	0
9/21	at Det	2	23	11.5	0	22	0	0	0	0.0	0	0	0
9/28	at Chi	0	0	0.0	0	0	0	0	0	0.0	0	0	0
10/2	Min	3	18	6.0	1	11	0	1	0	0.0	0	0	0
10/12	at Mia	0	0	0.0	0	0	0	2	41	20.5	0	24	0
10/19	Car	2	38	19.0	0	24	0	1	0	0.0	0	0	0
10/26	at NO	0	0	0.0	0	0	0	0	0	0.0	0	0	0
11/9	Chi	2	16	8.0	0	17	0	0	0	0.0	0	0	0
11/16	Phi	0	0	0.0	1	0	0	1	75	75.0	0	75t	1
11/23	at Min	1	3	3.0	1	3	0	2	20	10.0	0	17	0
11/30	NE	0	0	0.0	0	0	0	0	0	0.0	1	0	0
12/8	Atl	0	0	0.0	0	0	0	2	20	10.0	0	16	0
12/14	at Buf	1	5	5.0	0	5	0	1	0	0.0	0	0	0
12/21	at TB	2	2	1.0	1	4	0	2	2	1.0	2	2	0
12/28	Det	0	0	0.0	2	0	0	1	55	55.0	0	55t	1
SEASON		14	112	8.0	9	24	0	14	221	15.8	3	75t	2
CAREER		74	722	9.8	53	80t	2	38	517	13.6	17	93t	3
1/11	Dal	0	0	0.0	0	0	0	0	0	0.0	1	0	0

ADDITIONAL PUNT RETURNS: H.Clinton-Dix 1-0 vs. NYJ (Sept. 14)

SPECIAL TEAMS FUMBLE STATISTICS

FORCED FUMBLES (2)

J.Boykin — vs. Chi, Nov. 9 (P.O'Donnell)
J.Boykin — vs. Phi, Nov. 16 (C.Polk)

POSTSEASON (0)

FUMBLE RECOVERIES (1)

H.Clinton-Dix — at Sea, Sept. 4 (E.Thomas)

POSTSEASON (0)

DRIVE STATISTICS

PACKERS SCORING DRIVES (game-by-game)

Date	Opponent	Plays	Yards	Time	Result	Qtr	Scoring Play	Quarterback
9/4	at Seattle	6	34	3:07	TD	1	J.Kuhn 2 run	A.Rodgers
9/4	at Seattle	12	79	6:08	FG	2	M.Crosby 23 field goal	A.Rodgers
9/4	at Seattle	10	82	5:24	TD	4	A.Rodgers 3 pass to R.Cobb	A.Rodgers
9/14	vs. N.Y. Jets	11	67	4:18	FG	1	M.Crosby 31 field goal	A.Rodgers
9/14	vs. N.Y. Jets	13	62	4:55	FG	2	M.Crosby 20 field goal	A.Rodgers
9/14	vs. N.Y. Jets	5	17	1:12	FG	2	M.Crosby 55 field goal	A.Rodgers
9/14	vs. N.Y. Jets	10	97	1:44	TD	2	A.Rodgers 6 pass to R.Cobb	A.Rodgers
9/14	vs. N.Y. Jets	8	67	3:40	TD	3	A.Rodgers 1 pass to R.Cobb	A.Rodgers
9/14	vs. N.Y. Jets	1	80	0:13	TD	3	A.Rodgers 80 pass to J.Nelson	A.Rodgers
9/21	at Detroit	9	59	3:07	TD	1	A.Rodgers 10 pass to A.Quarless	A.Rodgers
9/28	at Chicago	6	81	2:22	TD	1	E.Lacy 2 run	A.Rodgers
9/28	at Chicago	10	78	3:47	TD	2	A.Rodgers 3 pass to J.Nelson	A.Rodgers
9/28	at Chicago	7	61	2:47	TD	2	A.Rodgers 22 pass to R.Cobb	A.Rodgers
9/28	at Chicago	8	35	4:03	FG	3	M.Crosby 53 field goal	A.Rodgers
9/28	at Chicago	6	35	3:01	TD	3	A.Rodgers 11 pass to J.Nelson	A.Rodgers
9/28	at Chicago	4	11	1:41	TD	4	A.Rodgers 3 pass to R.Cobb	A.Rodgers
10/2	vs. Minnesota	4	61	2:04	TD	1	A.Rodgers 8 pass to R.Cobb	A.Rodgers
10/2	vs. Minnesota	4	81	1:32	TD	1	A.Rodgers 66 pass to J.Nelson	A.Rodgers
10/2	vs. Minnesota	3	20	1:15	TD	2	A.Rodgers 11 pass to D.Adams	A.Rodgers
10/2	vs. Minnesota	6	70	2:59	TD	3	E.Lacy 11 run	A.Rodgers
10/2	vs. Minnesota	7	52	4:49	TD	3	E.Lacy 10 run	A.Rodgers
10/12	at Miami	9	80	4:51	TD	1	A.Rodgers 9 pass to J.Nelson	A.Rodgers
10/12	at Miami	6	11	3:49	FG	2	M.Crosby 43 field goal	A.Rodgers
10/12	at Miami	13	80	8:04	TD	3	A.Rodgers 5 pass to R.Cobb	A.Rodgers
10/12	at Miami	11	68	5:04	FG	4	M.Crosby 30 field goal	A.Rodgers
10/12	at Miami	11	60	2:01	TD	4	A.Rodgers 4 pass to A.Quarless	A.Rodgers
10/19	vs. Carolina	6	80	3:09	TD	1	A.Rodgers 59 pass to J.Nelson	A.Rodgers
10/19	vs. Carolina	9	56	4:10	TD	1	E.Lacy 5 run	A.Rodgers
10/19	vs. Carolina	5	62	2:08	TD	1	J.Starks 13 run	A.Rodgers
10/19	vs. Carolina	9	94	5:57	TD	2	A.Rodgers 3 pass to R.Cobb	A.Rodgers
10/19	vs. Carolina	4	58	1:54	TD	3	A.Rodgers 21 pass to D.Adams	A.Rodgers
10/19	vs. Carolina	5	33	2:10	FG	3	M.Crosby 34 field goal	A.Rodgers
10/26	at New Orleans	5	80	2:03	TD	1	A.Rodgers 70 pass to R.Cobb	A.Rodgers
10/26	at New Orleans	7	67	3:12	FG	1	M.Crosby 31 field goal	A.Rodgers
10/26	at New Orleans	9	49	3:34	FG	2	M.Crosby 49 field goal	A.Rodgers
10/26	at New Orleans	9	71	4:01	FG	2	M.Crosby 27 field goal	A.Rodgers
10/26	at New Orleans	11	80	4:44	TD	4	A.Rodgers 14 run	A.Rodgers
11/9	vs. Chicago	12	71	5:44	TD	1	A.Rodgers 1 pass to B.Bostick	A.Rodgers
11/9	vs. Chicago	4	23	2:01	TD	1	A.Rodgers 4 pass to A. Quarless	A.Rodgers
11/9	vs. Chicago	3	72	0:34	TD	2	A.Rodgers 73 pass to J.Nelson	A.Rodgers
11/9	vs. Chicago	4	54	1:30	TD	2	A.Rodgers 40 pass to J.Nelson	A.Rodgers
11/9	vs. Chicago	5	95	3:10	TD	2	A.Rodgers 56 pass to E.Lacy	A.Rodgers
11/9	vs. Chicago	6	32	0:48	TD	2	A.Rodgers 18 pass to R.Cobb	A.Rodgers
11/9	vs. Chicago	4	6	1:01	FG	3	M.Crosby 20 field goal	A.Rodgers
11/9	vs. Chicago	6	46	2:17	FG	3	M.Crosby 52 field goal	M.Flynn
11/16	vs. Philadelphia	7	75	2:02	FG	1	M.Crosby 27 field goal	A.Rodgers
11/16	vs. Philadelphia	13	88	6:47	TD	1	A.Rodgers 6 pass to D.Adams	A.Rodgers
11/16	vs. Philadelphia	6	80	2:29	TD	2	A.Rodgers 27 pass to J.Nelson	A.Rodgers
11/16	vs. Philadelphia	10	80	5:43	TD	2	E.Lacy 1 run	A.Rodgers
11/16	vs. Philadelphia	9	48	4:21	FG	3	M.Crosby 33 field goal	A.Rodgers
11/16	vs. Philadelphia	6	80	2:41	TD	4	A.Rodgers 32 pass to E.Lacy	A.Rodgers
11/23	at Minnesota	6	54	3:10	TD	1	E.Lacy 1 run	A.Rodgers
11/23	at Minnesota	4	53	1:59	TD	2	A.Rodgers 1 pass to R.Rodgers	A.Rodgers
11/23	at Minnesota	9	50	4:01	FG	3	M.Crosby 48 field goal	A.Rodgers
11/23	at Minnesota	11	87	6:18	TD	4	A.Rodgers 10 pass to E.Lacy	A.Rodgers
11/30	vs. New England	9	58	3:46	FG	1	M.Crosby 32 field goal	A.Rodgers
11/30	vs. New England	11	66	5:49	FG	1	M.Crosby 35 field goal	A.Rodgers
11/30	vs. New England	4	85	1:45	TD	1	A.Rodgers 32 pass to R.Rodgers	A.Rodgers
11/30	vs. New England	13	57	7:05	FG	2	M.Crosby 33 field goal	A.Rodgers
11/30	vs. New England	5	81	0:55	TD	2	A.Rodgers 45 pass to J.Nelson	A.Rodgers
11/30	vs. New England	11	65	5:10	FG	4	M.Crosby 28 field goal	A.Rodgers
12/8	vs. Atlanta	7	81	3:47	TD	1	J.Starks 3 run	A.Rodgers
12/8	vs. Atlanta	13	80	7:05	TD	2	E.Lacy 1 run	A.Rodgers
12/8	vs. Atlanta	12	63	5:56	FG	2	M.Crosby 38 field goal	A.Rodgers
12/8	vs. Atlanta	4	15	2:07	TD	2	A.Rodgers 1 pass to E.Lacy	A.Rodgers
12/8	vs. Atlanta	8	53	2:11	TD	2	A.Rodgers 10 pass to J.Nelson	A.Rodgers
12/8	vs. Atlanta	8	62	4:23	FG	3	M.Crosby 33 field goal	A.Rodgers
12/8	vs. Atlanta	4	74	1:55	TD	4	A.Rodgers 60 pass to J.Nelson	A.Rodgers
12/8	vs. Atlanta	4	6	1:42	FG	4	M.Crosby 53 field goal	A.Rodgers
12/14	at Buffalo	10	53	3:24	FG	1	M.Crosby 45 field goal	A.Rodgers
12/14	at Buffalo	7	80	2:55	TD	2	E.Lacy 1 run	A.Rodgers
12/14	at Buffalo	10	66	4:32	FG	4	M.Crosby 34 field goal	A.Rodgers
12/21	at Tampa Bay	7	82	2:59	TD	1	E.Lacy 44 run	A.Rodgers
12/21	at Tampa Bay	9	51	4:02	FG	2	M.Crosby 42 field goal	A.Rodgers
12/21	at Tampa Bay	12	56	6:26	FG	4	M.Crosby 25 field goal	A.Rodgers
12/21	at Tampa Bay	9	71	4:02	TD	4	A.Rodgers 1 pass to J.Nelson	A.Rodgers
12/28	vs. Detroit	6	69	3:55	TD	2	A.Rodgers 4 pass to R.Cobb	A.Rodgers
12/28	vs. Detroit	7	60	4:01	TD	3	A.Rodgers 13 pass to R.Cobb	A.Rodgers
12/28	vs. Detroit	9	42	4:43	TD	4	A.Rodgers 1 run	A.Rodgers
1/11	vs. Dallas	10	60	4:22	TD	1	A.Rodgers 4 pass to A.Quarless	A.Rodgers
1/11	vs. Dallas	5	28	0:29	FG	2	M.Crosby 40 field goal	A.Rodgers
1/11	vs. Dallas	6	32	3:18	FG	3	M.Crosby 30 field goal	A.Rodgers
1/11	vs. Dallas	7	90	2:31	TD	3	A.Rodgers 46 pass to D.Adams	A.Rodgers
1/11	vs. Dallas	8	80	4:19	TD	4	A.Rodgers 13 pass to R.Rodgers	A.Rodgers

Scoring-Drive Length

Length	Packers		Opponent	
	TD	FG	TD	FG
(minus)	0	0	0	0
0—9	0	2	1	1
10—19	2	2	0	3
20—29	2	0	0	2
30—39	3	2	1	1
40—49	1	4	3	6
50—59	8	6	2	1
60—69	7	8	2	5
70—79	6	3	13	2
80—89	21	0	15	0
90—99	2	0	0	0
SEASON	52	27	37	21

Scoring-Drive Length, Postseason

Length	Packers		Opponent	
	TD	FG	TD	FG
(minus)	0	0	0	0
0—9	0	0	0	0
10—19	0	0	0	0
20—29	0	1	0	0
30—39	0	1	0	0
40—49	0	0	0	0
50—59	0	0	0	0
60—69	1	0	2	0
70—79	0	0	0	0
80—89	1	0	1	0
90—99	1	0	0	0
SEASON	3	2	3	0

Possessions at a glance

Reg. Season	No.	Avg. Snaps	*3-Plays & Out	Snaps/TD
Packers	169	5.9	23	19.3
Opponent	175	6.0	30	28.5

*—less if turnover, no first downs or score

Possessions at a glance

Postseason	No.	Avg. Snaps	*3-Plays & Out	Snaps/TD
Packers	9	7.3	0	22.0
Opponent	8	6.4	1	17.0

*—less if turnover, no first downs or score

Game-Opening Drives

Game		Packers			Opponent		
		Pts	FD	Yds	Pts	FD	Yds
9/4	at Sea	0	2	26	3	3	48
9/14	NYJ	0	0	-2	7	2	16
9/21	at Det	0	0	3	0	1	13
9/28	at Chi	7	4	81	7	7	80
10/2	Min	0	0	8	0	0	-4
10/12	at Mia	7	5	80	3	1	20
10/19	Car	7	3	80	0	0	3
10/26	at NO	7	2	80	7	4	80
11/9	Chi	7	5	71	0	2	28
11/16	Phi	3	2	75	0	2	31
11/23	at Min	0	1	17	0	1	26
11/30	NE	3	4	58	0	1	20
12/8	Atl	7	5	81	7	5	72
12/14	at Buf	0	1	15	0	1	19
12/21	at TB	0	0	9	0	0	6
12/28	Det	0	4	62	0	0	3
SEASON		48	38	744	34	30	461
1/11	Dal	7	5	60	0	0	0

Second-Half Opening Drives

Game		Packers			Opponent		
		Pts	FD	Yds	Pts	FD	Yds
9/4	at Sea	0	0	0	0	2	33
9/14	NYJ	0	0	7	0	1	16
9/21	at Det	0	1	20	0	5	80
9/28	at Chi	3	2	35	0	3	61
10/2	Min	7	4	70	0	0	5
10/12	at Mia	7	6	80	7	3	80
10/19	Car	7	2	58	0	2	38
10/26	at NO	0	3	53	0	1	38
11/9	Chi	0	0	0	0	0	-7
11/16	Phi	0	0	-12	0	1	35
11/23	at Min	0	2	8	0	0	-1
11/30	NE	0	2	32	0	0	-3
12/8	Atl	0	0	3	7	2	82
12/14	at Buf	0	1	19	3	3	40
12/21	at TB	0	4	66	0	0	6
12/28	Det	0	0	-1	7	5	51
SEASON		24	23	438	24	28	554
1/11	Dal	0	1	14	0	1	22

DRIVE STATISTICS

YARDS-GAINED ANALYSIS

	1st Down			2nd Down			3rd Down			4th Down			Season			By Quarter				By Half		
	Att	Yds	Avg	Att	Yds	Avg	Att	Yds	Avg	Att	Yds	Avg	Att	Yds	Avg	1st	2nd	3rd	4th	1st	2nd	OT
Packers	466	2808	6.0	328	1964	6.0	197	1382	7.0	10	24	2.4	1001	6178	6.2	1979	1711	1251	1237	3690	2488	0
Opponents	468	2454	5.2	352	1907	5.4	206	1083	5.3	25	98	3.5	1054	5542	5.3	969	1735	1453	1385	2704	2838	0

YARDS-GAINED ANALYSIS, POSTSEASON

	1st Down			2nd Down			3rd Down			4th Down			Season			By Quarter				By Half		
	Att	Yds	Avg	Att	Yds	Avg	Att	Yds	Avg	Att	Yds	Avg	Att	Yds	Avg	1st	2nd	3rd	4th	1st	2nd	OT
Packers	29	132	4.6	23	150	6.5	14	143	10.2	0	0	0.0	66	425	6.4	64	80	156	125	144	281	-
Opponents	26	179	6.9	16	101	6.3	8	35	5.0	1	0	0.0	51	315	6.2	51	118	96	50	169	146	-

DRIVE ENGINEERING

QB	Drives		Drives ended by					BLK	DOWN	TO	SAF	CLK	Points Yielded
	Started	TD	FG	MFG	PUNT								
A.Rodgers	152	52	26	6	43	1	6	10	3	5	453		
M.Flynn	17	0	1	0	6	1	0	2	0	7	3		
Packers	169	52	27	6	49	2	6	12	3	12	456		
Opponents	175	37	21	3	62	0	13	26	1	12	330		

DRIVE ENGINEERING, POSTSEASON

QB	Drives		Drives ended by					BLK	DOWN	TO	SAF	CLK	Points Yielded
	Started	TD	FG	MFG	PUNT								
A.Rodgers	9	3	2	0	2	0	0	1	0	1	26		
Packers	9	3	2	0	2	0	0	1	0	1	26		
Opponents	8	3	0	1	2	0	1	1	0	0	21		

RED-ZONE EFFICIENCY

	Regular Season		Postseason	
	Packers	Opponent	Packers	Opponent
Times Penetrated Opponent 20	64	48	4	2
Total Scores	55	40	4	2
Touchdowns	37	27	3	2
Field Goals-Attempts	18-19	13-13	1-1	0
Touchdown Percentage	.578	.563	.750	1.000
Scoring Percentage	.859	.833	1.000	1.000
Turnovers	2	3	0	0
Downs	4	4	0	0
Missed Field Goals	1	0	0	0
Time Ran Out	2	1	0	0
Ended Not Trying To Score	1	0	0	0
Scores From Outside/At 20	24	18	1	1
Touchdowns	15	10	0	1
Field Goals	9	8	1	0

AVERAGE FIELD POSITION

	Regular Season		Postseason	
	Packers	Opponent	Packers	Opponent
Drives Started	169	175	9	8
Average Field Position	GB29	OPP28	GB31	OPP25
Drives Started in Plus Territory	14	15	1	0
Scores	11	9	1	0
Touchdowns	7	5	0	0
Field Goals	4	4	1	0
Missed Field Goals	1	0	0	0
Punts	1	2	0	0
Turnovers	0	1	0	0
Turnover on Downs	0	2	0	0
Ran Out Clock	0	0	0	0
Did Not Attempt to Score	1	1	0	0
Drives Started Inside Own 20	40	38	1	2

GOAL-TO-GO SITUATIONS

	Summary							GTG Plays				
	Total	TD	Pct	FG	MFG	TO	CLK	DOWN	Plays	TD	Pct	
Packers	37	25	.676	6	1	2	0	3	93	25	.269	
Opponents	29	18	.620	5	0	1	1	4	75	18	.240	

GOAL-TO-GO SITUATIONS, POSTSEASON

	Summary							GTG Plays				
	Total	TD	Pct	FG	MFG	TO	CLK	DOWN	Plays	TD	Pct	
Packers	1	1	1.000	0	0	0	0	0	3	1	.333	
Opponents	2	2	1.000	0	0	0	0	0	2	2	1.000	

2014 SUPERLATIVES

LONGEST REGULAR-SEASON RETURNS

Packers

Type	Yards	Opp. Date	Player
Interception	82t	vs. Chi, Nov. 9	C.Hayward
Punt	75t	vs. Phi, Nov. 16	M.Hyde
Interception	62	at Chi, Sept. 28	S.Shields
Punt	55t	vs. Det, Dec. 28	M.Hyde
Interception	52t	vs. Phi, Nov. 16	J.Peppers

No. of returns 20-plus yards in length: 27
No. of returns 40-plus yards in length: 8

Opponent

Type	Yards	Opp. Date	Player
Kickoff	101t	vs. Chi, Nov. 9	C.Williams
Punt	75t	at Buf, Dec. 14	M.Thigpen
Kickoff	54	at Mia, Oct. 12	J.Landry
Kickoff	42	at Min, Nov. 23	C.Patterson
Kickoff	41	vs. Det, Dec. 28	J.Ross

No. of returns 20-plus yards in length: 34
No. of returns 40-plus yards in length: 6

LONGEST POSTSEASON RETURNS

Packers

Type	Yards	Opp. Date	Player
Kickoff	23	vs. Dal, Jan. 11	R.Cobb
Kickoff	20	vs. Dal, Jan. 11	M.Hyde

No. of returns 20-plus yards in length: 2
No. of returns 40-plus yards in length: 0

Opponent

Type	Yards	Opp. Date	Player
Kickoff	30	vs. Dal, Jan. 11	D.Harris
Kickoff	27	vs. Dal, Jan 11	D.Harris
Kickoff	27	vs. Dal, Jan 11	D.Harris

No. of returns 20-plus yards in length: 3
No. of returns 40-plus yards in length: 0

LONGEST REGULAR-SEASON PLAYS FROM SCRIMMAGE

Packers

Yards	Opp.	Play
80t	vs. NYJ	A.Rodgers to J.Nelson
73t	vs. Chi	A.Rodgers to J.Nelson
70t	at NO	A.Rodgers to R.Cobb
67	at NO	A.Rodgers to E.Lacy
66t	vs. Min	A.Rodgers to J.Nelson

Long run:

44t	at TB	E.Lacy
41	vs. Atl	J.Starks
37	vs. Phi	E.Lacy
29	vs. Min	E.Lacy
24	vs. NE	E.Lacy
24	at Buf	A.Rodgers

No. plays 20-plus yards: 73
No. plays 40-plus yards: 17

Opponent

Yards	Opp.	Play
79	vs. Atl	M.Ryan to J.Jones
52	at Det	M.Stafford to C.Fuller
50t	at NO	D.Brees to B.Cooks
45t	vs. Chi	J.Cutler to B.Marshall
45	at NO	D.Brees to K.Stills

Long run:

40	at Mia	R.Tannehill
39	vs. NYJ	G.Smith (2), lateral to J.Kerley (37)
28	at NO	M.Ingram
26t	at Det	R.Bush
23	vs. Chi	A.Jeffery

No. plays 20-plus yards: 58
No. plays 40-plus yards: 9

LONGEST POSTSEASON PLAYS FROM SCRIMMAGE

Packers

Yards	Opp.	Play
46t	vs. Dal	A.Rodgers to D.Adams
31	vs. Dal	A.Rodgers to R.Cobb
29	vs. Dal	E.Lacy
26	vs. Dal	A.Rodgers to R.Cobb
26	vs. Dal	A.Rodgers to D.Adams

Long run:

29	vs. Dal	E.Lacy
19	vs. Dal	E.Lacy

No. plays 20-plus yards: 5
No. plays 40-plus yards: 1

Opponent

Yards	Opp.	Play
38t	vs. Dal	T.Romo to T.Williams
30	vs. Dal	D.Murray
26	vs. Dal	D.Murray
20	vs. Dal	T.Romo to D.Bryant

Long run:

30	vs. Dal	D.Murray
26	vs. Dal	D.Murray

No. plays 20-plus yards: 4
No. plays 40-plus yards: 0

MISCELLANEOUS

WEEKLY INACTIVES

9/4	at Seattle:	B.Bostick, C.Bradford, J.Elliott, D.Goodson, J.Janis, M.Pennel, S.Tolzien
9/14	N.Y. Jets:	C.Bradford, B.Bulaga, J.Elliott, D.Goodson, J.Janis, B.Jones, S.Tolzien
9/21	at Detroit:	C.Bradford, D.Goodson, J.Janis, B.Jones, M.Pennel, S.Tolzien
9/28	at Chicago:	J.Boykin, C.Bradford, G.Gerhart, D.Goodson, B.Jones, S.Tolzien
10/2	Minnesota:	J.Boykin, S.Barrington, J.Boyd, C.Bradford, G.Gerhart, D.Goodson, S.Tolzien
10/12	at Miami:	J.Boykin, S.Barrington, C.Bradford, G.Gerhart, D.Goodson, D.Jones, S.Tolzien
10/19	Carolina:	C.Bradford, G.Gerhart, D.Goodson, J.Janis, D.Jones, S.Shields, S.Tolzien
10/26	at New Orleans:	C.Bradford, M.Burnett, G.Gerhart, J.Janis, D.Jones, S.Shields, S.Tolzien
11/9	Chicago:	C.Bradford, D.Goodson, J.Janis, J.Lattimore, J.Meredith, L.Robinson, S.Tolzien
11/16	Philadelphia:	B.Bostick, C.Bradford, J.Elliott, D.Goodson, J.Janis, L.Robinson, S.Tolzien
11/23	at Minnesota:	B.Bostick, C.Bradford, J.Bush, G.Gerhart, J.Janis, N.Perry, S.Tolzien
11/30	New England:	C.Bradford, G.Gerhart, D.Goodson, J.Janis, J.Perillo, L.Robinson, S.Tolzien
12/8	Atlanta:	C.Bradford, B.Gaston, G.Gerhart, J.Janis, J.Lattimore, J.Perillo, S.Tolzien
12/14	at Buffalo:	C.Bradford, B.Gaston, G.Gerhart, D.House, J.Janis, J.Perillo, S.Tolzien
12/21	at Tampa Bay:	C.Bradford, B.Gaston, G.Gerhart, D.House, J.Janis, J.Perillo, S.Tolzien
12/28	Detroit:	C.Bradford, B.Gaston, G.Gerhart, D.Harris, D.House, J.Janis, J.Perillo

SEASON TOTALS: C.Bradford (16), S.Tolzien (15), J.Janis (13), G.Gerhart (11), D.Goodson (10), J.Perillo (5), B.Gaston (4), B.Bostick (3), J.Boykin (3), J.Elliott (3), D.House (3), B.Jones (3), D.Jones (3), L.Robinson (3), S.Barrington (2), J.Lattimore (2), M.Pennel (2), S.Shields (2), J.Boyd (1), B.Bulaga (1), M.Burnett (1), J.Bush (1), D.Harris (1), J.Meredith (1), N.Perry (1)

1/11 Dallas: C.Bradford, B.Gaston, G.Gerhart, D.Goodson, D.Harris, J.Janis, J.Perillo

TIME SPENT IN THE LEAD

Opponent	In Lead	Packers Trailing
9/4 at Sea	3:25	53:54
9/14 NYJ	20:32	37:16
9/21 at Det	0:00	54:11
9/28 at Chi	37:24	8:56
10/2 Min	54:39	0:00
10/12 at Mia	28:24	14:12
10/19 Car	56:51	0:00
10/26 at NO	17:10	24:25
11/9 Chi	53:47	0:00
11/16 Phi	57:58	0:00
11/23 at Min	41:51	0:00
11/30 NE	56:14	0:00
12/8 Atl	44:55	0:00
12/14 at Buf	8:28	27:16
12/21 at TB	45:11	0:00
12/28 Det	45:48	0:00
SEASON	9:47:19	3:40:10
SEASON AVG	37:09	14:15
7/11 Dal	16:35	36:55

TWO-POINT CONVERSIONS

REGULAR SEASON

Packers (1-3): A.Rodgers-R.Cobb pass vs. NYJ (Sept. 14)

Opponent (1-3): T.Bridgewater-Ch.Johnson pass at Min (Nov. 23)

POSTSEASON

Packers (0-1):

Opponent (0-0):

NON-OFFENSIVE SCORES

REGULAR SEASON

Packers (7): J.Peppers 49-yard interception return vs. Min, Oct. 2; C.Hayward 82-yard interception return vs. Chi, Nov. 9; M.Hyde 75-yard punt return vs. Phi, Nov. 16; J.Peppers 52-yard interception return vs. Phi, Nov. 16; C.Hayward 49-yard fumble return vs. Phi, Nov. 16; M.Hyde 55-yard punt return vs. Detroit, Dec. 28; Team, penalty on M.Stafford enforced in the end zone for safety vs. Detroit, Dec. 28

Opponent (5): D.Sherrod tackled in end zone by T.McDaniel for a safety at Sea, Sept. 4; D.Carey 40-yard fumble return at Det, Sept. 21; E.Lacy tackled in end zone by D.Levy for a safety at Det, Sept. 21, M.Thigpen 75-yard punt return at Buf, Dec. 14, E.Lacy recovered ball in end zone, play blown dead for safety at Buf, Dec. 14

POSTSEASON

Packers (0):

Opponent (0):

PENALTIES AND REPLAY CHALLENGES

PENALTY STATISTICS

	Regular Season		Postseason	
	Packers	Opponent	Packers	Opponent
Times Penalized after Offensive Gain	16	15	1	0
Gains Wiped Out, Offensive Penalties	212	129	5	0
Touchdowns Cost	3	0	0	0
Field Goals Cost	0	0	0	0
First Downs Lost	8	5	0	0
Intentional-Grounding Penalties	2	2	0	0
Defensive Pass Interference, Times Flagged	5	7	2	0
Yards Given Up	65	183	32	0
Defensive 3rd/4th Down Flags (kept drive alive)	10	12	1	1
Kick/Punt Return Penalties	3	8	1	1
Return Yards Wiped Out	16	93	6	8

Regular-season touchdowns nullified — GREEN BAY (3): A.Rodgers 34-yard pass to D.Adams at Chi (Sept. 28); E.Lacy 1-yard run at Chi (Sept. 28); C.Matthews 22-yard interception return vs. Car (Oct. 19)

OPPONENTS (0):

Postseason touchdowns nullified — GREEN BAY (0): — OPPONENTS (0):

2014 REGULAR-SEASON REPLAY CHALLENGES

PACKERS (0/3)

Date	Opp.	Initial Ruling	Ruling
9/14	vs. NYJ	G.Smith 14 pass to E.Decker, first down	Upheld
10/19	vs. Car	P.Brown down by contact, no fumble	Upheld
11/9	vs. Chi	J.Cutler 3 pass to B.Marshall	Upheld

OPPONENTS (3/5)

Date	Opp.	Initial Ruling	Ruling
9/14	vs. NYJ	A.Rodgers 12 pass to J.Nelson, first down	Reversed, ball hit ground, incomplete
10/19	vs. Car	C.Newton for no gain, short of first down	Upheld
10/26	at NO	A.Rodgers 7 pass to D.Adams, first down	Reversed, short of first down
12/21	at TB	A.Rodgers sacked for -8	Reversed, fumble recovered by Tampa Bay
12/28	vs. Det	A.Rodgers 5 pass to E.Lacy, first down	Upheld

REPLAY ASSISTANT (5/10)

Last two minutes of the half, overtime, turnovers and scoring plays

Date	Opp.	Initial Ruling	Ruling
9/14	vs. NYJ	C.Ivory 4 run, touchdown	Upheld
9/14	vs. NYJ	G.Smith fumble recovered by D.Jones	Reversed, incomplete pass
9/21	at Det	D.House interception, touchback	Reversed, D.House down at 1-yard line
9/28	at Chi	M.Bennett down by contact at Green Bay 1-yard line	Upheld
9/28	at Chi	T.Williams interception	Reversed, incomplete pass
11/23	at Min	A.Rodgers 10 pass to E.Lacy, touchdown	Upheld
11/30	vs. NE	A.Rodgers 45 pass to J.Nelson, touchdown	Upheld
12/8	vs. Atl	L.Guion interception	Reversed, incomplete pass
12/28	vs. Det	A.Rodgers 1 run, touchdown	Upheld
12/28	vs. Det	J.Bell 3 run, two-point conversion successful	Reversed, conversion failed

2014 POSTSEASON REPLAY CHALLENGES

PACKERS (1/1)

Date	Opp.	Initial Ruling	Ruling
1/11	vs. Dal	T.Romo 31 pass to D.Bryant, first down	Reversed

OPPONENTS (0/0)

Date	Opp.	Initial Ruling	Ruling
------	------	----------------	--------

REPLAY ASSISTANT (2/2)

Last two minutes of the half, overtime, turnovers and scoring plays

Date	Opp.	Initial Ruling	Ruling
1/11	vs. Dal	T.Romo 8 pass to J.Witten, first down	Reversed
1/11	vs. Dal	A.Rodgers 12 pass to R.Cobb, first down	Upheld

2014 PENALTIES ACCEPTED (92)

OFFENSE (43)

Delay of Game (4) — A.Rodgers at NO (Oct. 26), A.Rodgers vs. NE (Nov. 30), A.Rodgers vs. Atl (Dec. 8), A.Rodgers at TB (Dec. 21), A.Rodgers vs. Det (Dec. 28), T.Masthay vs. Det (Dec. 28)

False Start (11) — J.Sitton at Det (Sept. 21), B.Bulaga vs. Min (Oct. 2), J.Starks vs. Car (Oct. 19), D.Sherrod vs. Car (Oct. 19), D.Bakhtiari at NO (Oct. 26), D.Adams at NO (Oct. 26), B.Bulaga at Min (Nov. 23), A.Quarless vs. Atl (Dec. 8), B.Bulaga at Buf (Dec. 14), J.Kuhn at Buf (Dec. 14), C.Linsley vs. Det (Dec. 28)

Holding (18) — D.Bakhtiari at Sea (Sept. 4), T.Lang at Sea (Sept. 4), C.Linsley (2) at Chi (Sept. 28), A.Quarless at Chi (Sept. 28), D.Bakhtiari at Chi (Sept. 28), J.Kuhn vs. Min (Oct. 2), D.Bakhtiari at NO (Oct. 26), B.Bulaga vs. Chi (Nov. 9), L.Taylor vs. Phi (Nov. 16), J.Nelson at Min (Nov. 23), D.Bakhtiari at Min (Nov. 23), B.Bulaga vs. NE (Nov. 30), T.Lang vs. Atl (Dec. 8), D.Bakhtiari at Buf (Dec. 14), J.Sitton at Buf (Dec. 14), C.Linsley at TB (Dec. 21), D.Bakhtiari vs. Det (Dec. 28)

Illegal Block Above the Waist (1) — D.Adams at Min (Nov. 23)

Illegal Formation (1) — J.Tretter at TB (Dec. 21)

Illegal Use of Hands (1) — J.Sitton at NO (Oct. 26)

Intentional Grounding (2) — A.Rodgers at Mia (Oct. 12), A.Rodgers vs. Phi (Nov. 16)

Pass Interference (1) — D.Adams at NO (Oct. 26)

Personal Foul (1) — J.Tretter vs. Phi (Nov. 16)

Unsportsmanlike Conduct (1) — D.Bakhtiari at Sea (Sept. 4)

DEFENSE (36)

Face Mask (2) — C.Hayward at Sea (Sept. 4), M.Hyde vs. Atl (Dec. 8)

Holding (4) — B.Jones at Sea (Sept. 4), T.Williams at Det (Sept. 21), D.House vs. Chi (Nov. 9), M.Hyde at Min (Nov. 23)

Illegal Contact (4) — B.Jones at Sea (Sept. 4), D.House vs. Car (Oct. 19), M.Hyde at NO (Oct. 26), T.Williams vs. NE (Nov. 30)

Illegal Substitution (1) — Team at Chi (Sept. 28)

Illegal Use of Hands (5) — M.Daniels vs. NYJ (Sept. 14), J.Peppers at Chi (Sept. 28), M.Daniels vs. Min (Oct. 2), B.Jones at Mia (Oct. 12), N.Perry vs. Chi (Nov. 9)

Neutral Zone Infraction (3) — M.Neal at Min (Nov. 23), M.Daniels vs. NE (Nov. 30), S.Barrington at Buf (Dec. 14)

Offside (5) — J.Peppers at Sea (Sept. 4), L.Guion vs. Min (Oct. 2), L.Robinson vs. Min (Oct. 2), L.Guion vs. Atl (Dec. 8), J.Boyd at Buf (Dec. 14)

Pass Interference (5) — T.Williams at Det (Sept. 21), H.Clinton-Dix at Chi (Sept. 28), D.House at Mia (Oct. 12), T.Williams vs. Car (Oct. 19), D.House at NO (Oct. 26)

Roughing the Passer (2) — M.Neal at Min (Nov. 23), B.Jones vs. Det (Dec. 28)

Unnecessary Roughness (4) — S.Shields at Chi (Sept. 28), H.Clinton-Dix vs. Chi (Nov. 9), C.Matthews vs. Chi (Nov. 9), S.Barrington at Buf (Dec. 14)

Unsportsmanlike Conduct (1) — C.Matthews vs. Car (Oct. 19)

SPECIAL TEAMS (12)

False Start (2) — B.Bostick at Det (Sept. 21), J.Peppers at Mia (Oct. 12)

Holding (5) — B.Bostick at Det (Sept. 21), D.Jones at Chi (Sept. 28), S.Richardson at Buf (Dec. 14), S.Shields at TB (Dec. 21), C.Banjo at TB (Dec. 21)

Illegal Formation (1) — B.Bostick at Buf (Dec. 14)

Interference with Opportunity to Catch (1) — D.Goodson at Min (Nov. 23)

Running Into the Kicker (1) — M.Daniels at Sea (Sept. 4)

Taunting (1) — J.Bush vs. NYJ (Sept. 14)

Unsportsmanlike Conduct (1) — M.Hyde and C.Hayward vs. Phi (Nov. 16)

MISCELLANEOUS (1)

Unsportsmanlike Conduct (1) — Bench vs. NYJ (Sept. 14)

2014 POSTSEASON PENALTIES ACCEPTED (10)

OFFENSE (4)

Delay of Game (1) — R.Cobb vs. Dal (Jan. 11)

False Start (2) — A.Quarless (2) vs. Dal (Jan. 11)

Unnecessary Roughness (1) — T.Lang vs. Dal (Jan. 11)

DEFENSE (4)

Holding (1) — B.Jones vs. Dal (Jan. 11)

Pass Interference (2) — T.Williams (2) vs. Dal (Jan. 11)

Offside (1) — C.Matthews vs. Dal (Jan. 11)

SPECIAL TEAMS (2)

Offensive Holding (1) — B.Jones vs. Dal (Jan. 11)

Offside (1) — D.House vs. Dal (Jan. 11)

WEEKLY INDIVIDUAL STATISTICAL LEADERS

PACKERS WEEKLY LEADERS

			Scoring			Passing			Carries			Rush			Receptions			Yards			Tackles (Solo)			Sacks		
9/4	at	Seattle:	2 tied with	6	A.Rodgers	189	E.Lacy	12	J.Starks	37	J.Nelson	9	J.Nelson	83	2 tied with	8	H.Clinton-Dix	1								
9/14		N.Y. Jets:	R.Cobb	14	A.Rodgers	346	E.Lacy	13	E.Lacy	43	J.Nelson	9	J.Nelson	209	M.Burnett	10 (8)	2 tied with	1								
9/21	at	Detroit:	A.Quarless	6	A.Rodgers	162	E.Lacy	11	J.Starks	38	J.Nelson	5	J.Nelson	59	J.Lattimore	11 (8)	2 tied with	1								
9/28	at	Chicago:	2 tied with	12	A.Rodgers	302	E.Lacy	17	E.Lacy	48	J.Nelson	10	R.Cobb	113	2 tied with	13	D.Jones	1								
10/2		Minnesota:	E.Lacy	12	A.Rodgers	156	E.Lacy	13	E.Lacy	105	2 tied with	3	J.Nelson	66	M.Burnett	11 (10)	N.Perry	2								
10/12	at	Miami:	M.Crosby	9	A.Rodgers	264	E.Lacy	14	E.Lacy	40	J.Nelson	9	J.Nelson	107	H.Clinton-Dix	9 (8)	M.Neal	1								
10/19		Carolina:	M.Crosby	8	A.Rodgers	259	E.Lacy	12	E.Lacy	63	R.Cobb	6	R.Cobb	121	H.Clinton-Dix	9 (8)	J.Peppers	1.5								
10/26	at	New Orleans:	M.Crosby	11	A.Rodgers	418	E.Lacy	13	E.Lacy	59	E.Lacy	8	R.Cobb	126	S.Barrington	10 (6)	2 tied with	1								
11/9		Chicago:	M.Crosby	13	A.Rodgers	315	E.Lacy	14	D.Harris	52	J.Nelson	6	J.Nelson	152	C.Matthews	10 (9)	4 tied with	1								
11/16		Philadelphia:	E.Lacy	12	A.Rodgers	341	E.Lacy	10	E.Lacy	69	R.Cobb	10	R.Cobb	129	M.Burnett	9 (8)	3 tied with	1								
11/23	at	Minnesota:	E.Lacy	12	A.Rodgers	209	E.Lacy	25	E.Lacy	125	J.Nelson	8	J.Nelson	68	M.Burnett	9 (8)	2 tied with	1								
11/30		New England:	M.Crosby	14	A.Rodgers	368	E.Lacy	21	E.Lacy	98	R.Cobb	7	D.Adams	121	T.Williams	9 (8)	2 tied with	0.5								
12/8		Atlanta:	M.Crosby	13	A.Rodgers	327	E.Lacy	13	J.Starks	75	J.Nelson	8	J.Nelson	146	S.Barrington	10 (5)	C.Matthews	1								
12/14	at	Buffalo:	M.Crosby	7	A.Rodgers	185	E.Lacy	15	E.Lacy	97	R.Cobb	7	R.Cobb	96	M.Burnett	12 (6)	C.Matthews	2								
12/21	at	Tampa Bay:	M.Crosby	8	A.Rodgers	318	E.Lacy	17	E.Lacy	99	R.Cobb	11	R.Cobb	131	M.Burnett	10 (9)	C.Matthews	2.5								
12/28		Detroit:	R.Cobb	12	A.Rodgers	226	E.Lacy	26	E.Lacy	100	J.Nelson	6	J.Nelson	86	S.Barrington	11 (6)	2 tied with	1								

POSTSEASON PACKERS WEEKLY LEADERS

			Scoring			Passing			Carries			Rush			Receptions			Yards			Tackles (Solo)			Sacks		
1/11		Dallas:	M.Crosby	8	A.Rodgers	316	E.Lacy	19	E.Lacy	101	R.Cobb	8	D.Adams	117	4 tied with	6	N.Perry	1.5								

OPPONENTS WEEKLY LEADERS

			Scoring			Passing			Carries			Rush			Receptions			Yards			Tackles (Solo)			Sacks		
9/4	at	Seattle:	M.Lynch	12	R.Wilson	191	M.Lynch	20	M.Lynch	110	P.Harvin	7	P.Harvin	59	B.Wagner	14 (6)	3 tied with	1								
9/14		N.Y. Jets:	4 tied with	6	G.Smith	176	C.Ivory	13	C.Ivory	43	E.Decker	4	E.Decker	63	D.Harris	7 (4)	D.Davis	2								
9/21	at	Detroit:	2 tied with	6	M.Stafford	246	J.Bell	15	R.Bush	61	2 tied with	6	C.Johnson	82	D.Levy	10 (9)	2 tied with	1								
9/28	at	Chicago:	2 tied with	6	J.Cutler	256	M.Forte	23	M.Forte	122	M.Bennett	9	M.Bennett	134	R.Mundy	8	E.Ferguson	1								
10/2		Minnesota:	C.Ponder	6	C.Ponder	222	M.Asiate	15	M.Asiate	72	A.Thielen	4	A.Thielen	57	R.Blanton	8 (3)	2 tied with	1								
10/12	at	Miami:	4 tied with	6	R.Tannehill	244	L.Miller	14	L.Miller	53	J.Landry	6	J.Landry	75	R.Jones	9 (9)	2 tied with	1.5								
10/19		Carolina:	2 tied with	6	C.Newton	205	J.Stewart	13	J.Stewart	50	G.Olsen	8	G.Olsen	105	L.Kuechly	8 (7)	2 tied with	1								
10/26	at	New Orleans:	B.Cooks	12	D.Brees	311	M.Ingram	24	M.Ingram	172	B.Cooks	6	B.Cooks	94	K.Vaccaro	10 (8)	2 tied with	2								
11/9		Chicago:	2 tied with	6	J.Cutler	272	M.Forte	17	M.Forte	54	B.Marshall	8	B.Marshall	112	R.Mundy	11 (9)	None									
11/16		Philadelphia:	C.Parkey	8	M.Sanchez	346	L.McCoy	23	L.McCoy	88	J.Maclin	9	J.Matthews	107	C.Williams	7 (7)	V.Curry	1								
11/23	at	Minnesota:	B.Walsh	7	T.Bridgewater	210	J.McKinnon	15	J.McKinnon	54	G.Jennings	4	Ch.Johnson	52	2 tied with	10	B.Robison	1								
11/30		New England:	B.LaFell	12	T.Brady	245	L.Blount	10	L.Blount	58	2 tied with	7	R.Gronkowski	98	J.Collins	13 (7)	3 tied with	1								
12/8		Atlanta:	M.Bryant	7	M.Ryan	375	S.Jackson	16	S.Jackson	50	J.Jones	11	J.Jones	259	D.Lowery	13(11)	K.Biermann	1								
12/14	at	Buffalo:	D.Carpenter	13	K.Orton	158	F.Jackson	20	F.Jackson	71	F.Jackson	3	B.Brown	40	A.Williams	9 (5)	M.Williams	1								
12/21	at	Tampa Bay:	P.Murray	3	J.McCown	147	D.Martin	10	D.Martin	17	M.Evans	4	V.Jackson	60	B.McDougald	9 (8)	M.Johnson	1								
12/28		Detroit:	C.Johnson	12	M.Stafford	217	J.Bell	13	J.Bell	60	T.Riddick	5	G.Tate	45	D.Levy	10 (8)	J.Jones	1								

POSTSEASON OPPONENTS WEEKLY LEADERS

			Scoring			Passing			Carries			Rush			Receptions			Yards			Tackles (Solo)			Sacks		
1/11		Dallas:	3 tied with	6	T.Romo	191	D.Murray	25	D.Murray	123	J.Witten	6	J.Witten	71	B.Carter	9 (6)	D.Lawrence	1								

TURNOVER STATISTICS AND NOTES

TAKEAWAY ANALYSIS

	Packers Take Aways			Packers Give Aways			Diff	Cum	NFC Rank	NFL Rank
	Int	Fum	Tot	Int	Fum	Tot				
	Sea	0	1	1	1	0				
NYJ	1	0	1	0	1	1	0	0	4t	14t
Det	2	1	3	0	1	1	2	2	3t	8t
Chi	2	0	2	0	0	0	2	4	1t	5t
MIN	2	1	3	1	0	1	2	6	1	1t
Mia	2	1	3	0	0	0	3	9	1	1t
CAR	1	0	1	0	0	0	1	10	1	1
NO	0	1	1	2	1	3	-2	8	2	3
BYE	-	-	-	-	-	-	-	8	2	3
CHI	2	1	3	0	1	1	2	10	2	3
PHI	2	2	4	0	0	0	4	14	1	1
Min	1	0	1	0	0	0	1	15	1	1
NE	0	0	0	0	0	0	0	15	1	1
ATL	1	0	1	0	0	0	1	16	1	1
Buf	1	0	1	2	0	0	-1	15	1	1
TB	1	0	1	0	1	1	0	0	1	1
DET	0	1	1	0	2	2	-1	14	1	1
Total	18	9	27	6	7	13	14	14		
DAL	0	1	1	0	1	1	0	0	3t	6t

HOME GAMES UPPERCASED IN BOLD

Regular-Season Takeaway Breakdown

	Packers	Opponent
Total	27	13
Interceptions	18	6
Fumble Rec.	8	6
Muffed Punt Rec.	1	1
Points off Turnovers	110	44
Touchdowns	15	5
Field Goals	2	3
Didn't attempt score	0	0

REGULAR-SEASON TOUCHDOWN RETURNS

Packers (4): J.Peppers 49-yard interception return vs. Min, Oct. 2; C.Hayward 82-yard interception return vs. Chi, Nov. 9; J.Peppers 52-yard interception return vs. Phi, Nov. 16; C.Hayward 49-yard fumble return vs. Phi, Nov. 16

Opponent (1): D.Carey 40-yard fumble return at Det. Sept. 21

Postseason Takeaway Breakdown

	Packers	Opponent
Total	1	0
Interceptions	1	0
Fumble Rec.	1	1
Muffed Punt Rec.	0	0
Points off Turnovers	3	7
Touchdowns	0	1
Field Goals	1	0
Didn't attempt score	0	0

POSTSEASON TOUCHDOWN RETURNS

Packers (0):

Opponent (0):

2014 RECORD WHEN...

When...	Record	Postseason
+4 turnover margin	1-0	0-0
+3 turnover margin	1-0	0-0
+2 turnover margin	3-1	0-0
+1 turnover margin	3-0	0-0
even turnover margin	3-1	1-0
-1 turnover margin	1-1	0-0
-2 turnover margin	0-1	0-0
-3 turnover margin	0-0	0-0
-4 turnover margin	0-0	0-0
recording 0 takeaways	1-0	0-0
recording 1 takeaway	6-3	1-0
recording 2 takeaways	1-0	0-0
recording 3 takeaways	3-1	0-0
recording 4 takeaways	1-0	0-0
recording 5 takeaways	0-0	0-0
recording 0 giveaways	7-0	0-0
recording 1 giveaway	4-2	1-0
recording 2 giveaways	1-1	0-0
recording 3 giveaways	0-1	0-0
recording 4 giveaways	0-0	0-0
recording 5 giveaways	0-0	0-0
recording 0 interceptions	2-2	1-0
recording 1 interception	5-1	0-0
recording 2 interceptions	5-1	0-0
recording 3 interceptions	0-0	0-0
recording 4 interceptions	0-0	0-0
surrendering 0 interceptions	11-1	1-0
surrendering 1 interception	1-1	0-0
surrendering 2 interceptions	0-2	0-0
surrendering 3 interceptions	0-0	0-0
recovering 0 fumbles	7-1	0-0
recovering 1 fumble	4-3	1-0
recovering 2 fumbles	1-0	0-0
recovering 3 fumbles	0-0	0-0
losing 0 fumbles	8-2	0-0
losing 1 fumble	3-2	1-0
losing 2 fumbles	1-0	0-0
losing 3 fumbles	0-0	0-0

TAKEAWAY SUMMARY (27)

9/4	at	Seattle:	H.Clinton-Dix (muffed punt)
9/14		N.Y. Jets:	T.Williams (interception)
9/21	at	Detroit:	H.Clinton-Dix (interception), D.House (interception), J.Peppers (fumble)
9/28	at	Chicago:	C.Matthews (interception), S.Shields (interception)
10/2		Minnesota:	C.Hayward (fumble), J.Lattimore (interception), J.Peppers (interception)
10/12	at	Miami:	C.Hayward (interception), J.Peppers (fumble), S.Shields (interception)
10/19		Carolina:	C.Hayward (interception)
10/26	at	New Orleans:	T.Williams (fumble)
11/9		Chicago:	M.Hyde (interception), J.Peppers (fumble), C.Hayward (interception)
11/16		Philadelphia:	C.Hayward (fumble), J.Peppers (interception), N.Perry (fumble), T.Williams (interception)
11/23	at	Minnesota:	M.Hyde (interception)
11/30		New England:	None
12/8		Atlanta:	M.Burnett (interception)
12/14	at	Buffalo:	T.Williams (interception)
12/21	at	Tampa Bay:	D.Jones (interception)
12/28		Detroit:	M.Burnett (fumble)

SEASON TOTALS: C.Hayward 5 (three interceptions, two fumble recoveries), J.Peppers 5 (three fumble recoveries, two interceptions), T.Williams 4 (three interceptions, fumble recovery), M.Burnett 2 (interception, fumble recovery), H.Clinton-Dix 2 (muffed punt, interception), M.Hyde 2 (two interceptions), S.Shields 2 (two interceptions), D.House 1 (interception), D.Jones 1 (interception), J.Lattimore 1 (interception), C.Matthews 1 (interception), N.Perry 1 (fumble recovery)

1/11 Dallas: D.Jones (fumble)

Note: Only fumbles lost are credited. Fumbles in which the team maintained possession are not included.

GIVEAWAY SUMMARY (13)

9/4	at	Seattle:	A.Rodgers (interception)
9/14		N.Y. Jets:	A.Rodgers (fumble)
9/21	at	Detroit:	E.Lacy (fumble)
9/28	at	Chicago:	None
10/2		Minnesota:	M.Flynn (interception)
10/12	at	Miami:	None
10/19		Carolina:	None
10/26	at	New Orleans:	A.Rodgers (two interceptions), M.Flynn (fumble)
11/9		Chicago:	R.Cobb (fumble)
11/16		Philadelphia:	None
11/23	at	Minnesota:	None
11/30		New England:	None
12/8		Atlanta:	None
12/14	at	Buffalo:	A.Rodgers (two interceptions)
12/21	at	Tampa Bay:	A.Rodgers (fumble)
12/28		Detroit:	E.Lacy (fumble), R.Cobb (muffed kickoff)

SEASON TOTALS: A.Rodgers 7 (five interceptions, two fumbles), R.Cobb 2 (fumble, muffed kickoff), M.Flynn 2 (interception, fumble), E.Lacy 2 (two fumbles)

1/11 Dallas: A.Rodgers (fumble)

Note: Only fumbles lost are credited. Fumbles in which the team maintained possession are not included.

TAKEAWAY POINTS

Packers Regular-Season (110)

Date	Opp.	Turnover	Result	Points
9/4	at Sea	Muffed Punt	TD	7
9/14	vs. NYJ	Interception	TD	7
9/21	at Det	Interception	TD	7
9/28	at Chi	Interception	TD	7
9/28	at Chi	Interception	TD	7
9/28	at Chi	Interception	TD	7
10/2	vs. Min	Interception	TD	7
10/2	vs. Min	Interception	TD	7
10/12	at Mia	Interception	FG	3
10/19	vs. Car	Interception	FG	3
11/9	vs. Chi	Interception	TD	7
11/9	vs. Chi	Fumble	TD	7
11/9	vs. Chi	Interception	TD	7
11/16	vs. Phi	Interception	TD	6
11/16	vs. Phi	Fumble	TD	7
11/23	at Min	Interception	TD	7
12/8	vs. Atl	Interception	TD	7
12/28	vs. Det	Fumble	TD	7

Postseason (3)

Date	Opp.	Turnover	Result	Points
1/11	vs. Dal	Fumble	FG	3

Opponent Regular-Season (44)

Date	Opp.	Turnover	Result	Points
9/4	at Sea	Interception	FG	3
9/14	vs. NYJ	Fumble	TD	7
9/21	at Det	Fumble	TD	7
10/2	vs. Min	Interception	FG	3
10/26	at NO	Interception	TD	7
10/26	at NO	Interception	TD	7
12/14	at Buf	Interception	FG	3
12/28	vs. Det	Fumble	TD	7

Postseason (7)

Date	Opp.	Turnover	Result	Points
1/11	vs. Dal	Fumble	TD	7

REGULAR-SEASON PLAYER PARTICIPATION

NFL WEEK Player	1	2	3	4	5	6	7	8	10	11	12	13	14	15	16	17	— Season Totals —			
	at SEA	NYJ	at DET	at CHI	MIN	at MIA	CAR	at NO	CHI	PHI	at MIN	NE	ATL	at BUF	at TB	DET	GP	GS	DNP	INA
Abbrederis, Jared	IR	IR	IR	IR	IR	IR	IR	IR	IR	IR	IR	IR	IR	IR	IR	IR	0	0	0	0
Adams, Aaron	IR	IR	IR	IR	IR	IR	IR	IR	IR	IR	IR	IR	IR	IR	IR	IR	0	0	0	0
Adams, Davante	SUB	SUB	SUB	SUB	3WR	3WR	3WR	3WR	SUB	3WR	3WR	3WR	3WR	3WR	3WR	3WR	15	11	0	0
Allen, Josh	PS	PS	PS	-	-	-	-	-	-	-	-	-	-	-	-	-	0	0	0	0
Ariguzo, Ike	-	-	-	-	-	-	PS	PS	-	-	-	-	-	-	-	-	0	0	0	0
Bakhtiari, David	LT	LT	LT	LT	LT	LT	LT	LT	LT	LT	LT	LT	LT	LT	LT	LT	16	16	0	0
Banjo, Chris	PS	PS	PS	PS	PS	PS	PS	PS	PS	PS	PS	PS	PS	SUB	SUB	SUB	3	0	0	0
Barclay, Don	IR	IR	IR	IR	IR	IR	IR	IR	IR	IR	IR	IR	IR	IR	IR	IR	0	0	0	0
Barrington, Sam	SUB	SUB	SUB	SUB	INA	INA	MLB	MLB	SUB	SUB	SUB	BLB	BLB	MLB	MLB	BLB	14	7	0	2
Bostick, Brandon	INA	SUB	SUB	SUB	SUB	SUB	SUB	SUB	SUB	INA	INA	SUB	SUB	SUB	SUB	SUB	13	0	0	3
Boyd, David	SUB	SUB	SUB	SUB	INA	INA	LDE	LDE	SUB	SUB	LDE	LDE	SUB	LDE	LDE	SUB	15	4	0	1
Boykin, Jarrett	3WR	3WR	3WR	INA	INA	INA	SUB	SUB	SUB	SUB	SUB	SUB	SUB	SUB	SUB	SUB	13	3	0	3
Bradford, Carl	INA	INA	INA	INA	INA	INA	INA	INA	INA	INA	INA	INA	INA	INA	INA	INA	0	0	0	16
Bulaga, Bryan	RT	INA	RT	RT	RT	RT	RT	RT	RT	RT	RT	RT	RT	RT	RT	RT	15	15	0	1
Burnett, Morgan	SS	SS	SS	SS	SS	SS	SS	INA	SS	SS	SS	SS	SS	SS	SS	SS	15	15	0	1
Bush, Jarrett	SUB	SUB	SUB	SUB	SUB	SUB	SUB	SUB	SUB	SUB	INA	SUB	SUB	SUB	SUB	SUB	15	0	0	1
Clinton-Dix, Ha Ha	SUB	SUB	SUB	SUB	SUB	SUB	FS	SS	FS	FS	FS	FS	FS	FS	FS	FS	16	10	0	0
Cobb, Randall	WR	WR	WR	WR	WR	WR	WR	WR	WR	WR	WR	WR	WR	WR	WR	WR	16	16	0	0
Crosby, Mason	SUB	SUB	SUB	SUB	SUB	SUB	SUB	SUB	SUB	SUB	SUB	SUB	SUB	SUB	SUB	SUB	16	0	0	0
Daniels, Mike	RDE	DT	RDE	RDE	RDE	RDE	RDE	RDE	RDE	RDE	RDE	RDE	RDE	RDE	RDE	RDE	16	16	0	0
Dorsey, Kevin	PS	PS	PS	PS	PS	SUB	SUB	SUB	SUB	IR	IR	IR	IR	IR	IR	IR	3	0	0	0
Elliott, Jayrone	INA	INA	SUB	SUB	SUB	SUB	SUB	SUB	SUB	INA	SUB	SUB	SUB	SUB	SUB	SUB	13	0	0	3
Fanor, Jean	-	-	-	-	-	-	-	-	-	-	-	-	-	PS	PS	PS	0	0	0	0
Flynn, Matt	DNP	DNP	DNP	DNP	SUB	DNP	SUB	SUB	SUB	SUB	DNP	DNP	DNP	DNP	SUB	SUB	7	0	9	0
Gaston, Bruce	-	-	-	-	-	-	-	-	-	-	-	-	-	INA	INA	INA	0	0	0	4
Gerhart, Garth	DNP	DNP	DNP	INA	INA	INA	INA	INA	SUB	SUB	INA	INA	INA	INA	INA	INA	2	0	3	11
Gillett, Alex	-	-	-	-	-	-	-	-	-	PS	PS	PS	PS	PS	PS	PS	0	0	0	0
Glover-Wright, Tay	-	-	-	-	-	PS	PS	PS	PS	PS	PS	PS	PS	PS	PS	PS	0	0	0	0
Goode, Brett	SUB	SUB	SUB	SUB	SUB	SUB	SUB	SUB	SUB	SUB	SUB	SUB	SUB	SUB	SUB	SUB	16	0	0	0
Goodson, Demetri	INA	INA	INA	INA	INA	INA	INA	INA	INA	INA	INA	INA	INA	INA	INA	INA	6	0	0	10
Guion, Letroy	NT	DT	NT	NT	NT	NT	NT	NT	NT	NT	NT	NT	NT	NT	NT	NT	16	16	0	0
Harris, DuJuan	SUB	SUB	SUB	SUB	SUB	SUB	SUB	SUB	SUB	SUB	SUB	SUB	SUB	SUB	SUB	INA	15	0	0	1
Hawk, A.J.	BLB	MLB	BLB	BLB	BLB	BLB	BLB	BLB	BLB	BLB	BLB	BLB	BLB	BLB	BLB	BLB	16	13	0	0
Hayward, Casey	SUB	SUB	SUB	SUB	SUB	SUB	SUB	3CB	SUB	SUB	SUB	SUB	SUB	SUB	SUB	SUB	16	1	0	0
Hill, Michael	PS	PS	PS	PS	PS	PS	PS	PS	PS	PS	PS	PS	PS	PS	PS	PS	0	0	0	0
House, Davon	SUB	SUB	SUB	3CB	SUB	3CB	RCB	RCB	SUB	SUB	SUB	SUB	SUB	INA	INA	INA	13	4	0	3
Hubbard, Adrian	PS	PS	PS	PS	PS	PS	PS	PS	PS	PS	PS	PS	PS	PS	PS	PS	0	0	0	0
Hyde, Micah	FS	FS	FS	FS	FS	FS	SUB	FS	3CB	3CB	SUB	3CB	3CB	SUB	SUB	3CB	16	12	0	0
Janis, Jeff	INA	INA	INA	SUB	SUB	SUB	INA	INA	INA	INA	INA	INA	INA	INA	INA	INA	3	0	0	13
Johnson, Rishaw	-	-	-	-	-	-	-	-	-	-	PS	-	-	-	-	-	0	0	0	0
Jones, Brad	MLB	INA	INA	INA	SUB	SUB	SUB	SUB	SUB	SUB	SUB	SUB	SUB	SUB	SUB	SUB	13	1	0	3
Jones, Datone	LDE	SUB	LDE	SUB	SUB	INA	INA	INA	SUB	SUB	SUB	SUB	SUB	SUB	SUB	SUB	13	2	0	3
Kruger, Joe	-	-	-	-	-	PS	PS	PS	-	-	-	-	-	-	-	-	0	0	0	0
Kuhn, John	SUB	SUB	SUB	SUB	SUB	SUB	SUB	SUB	SUB	SUB	FB	SUB	FB	SUB	SUB	SUB	16	2	0	0
Lacy, Eddie	RB	RB	RB	RB	RB	RB	RB	RB	RB	RB	RB	RB	RB	RB	RB	RB	16	16	0	0
Lang, T.J.	RG	RG	RG	RG	RG	RG	RG	RG	RG	RG	RG	RG	RG	RG	RG	RG	16	16	0	0
Lattimore, Jamari	SUB	LOLB	MLB	MLB	MLB	MLB	SUB	SUB	INA	SUB	SUB	SUB	INA	IR	IR	IR	11	5	0	2
Linsley, Corey	C	C	C	C	C	C	C	C	C	C	C	C	C	C	C	C	16	16	0	0
Masthay, Tim	SUB	SUB	SUB	SUB	SUB	SUB	SUB	SUB	SUB	SUB	SUB	SUB	SUB	SUB	SUB	SUB	16	0	0	0
Matthews, Clay	LOLB	ROLB	LOLB	ROLB	LOLB	ROLB	LOLB	ROLB	MLB	MLB	MLB	MLB	MLB	ROLB	ROLB	MLB	16	16	0	0
McCray, Jordan	-	-	-	-	-	PS	-	-	PS	-	-	-	-	-	-	-	0	0	0	0
Meredith, Jamon	-	-	-	-	-	-	-	-	INA	-	-	-	-	-	-	-	0	0	0	1
Mulumba, Andy	SUB	SUB	IR	IR	IR	IR	IR	IR	IR	IR	IR	IR	IR	IR	IR	IR	2	0	0	0
Neal, Mike	SUB	RDE	SUB	SUB	SUB	SUB	SUB	SUB	SUB	SUB	LOLB	SUB	SUB	SUB	SUB	SUB	16	2	0	0
Neal, Rajion	-	-	-	-	-	-	-	-	PS	PS	PS	PS	PS	PS	PS	PS	0	0	0	0
Nelson, Jordy	WR	WR	WR	WR	WR	WR	WR	WR	WR	WR	WR	WR	WR	WR	WR	WR	16	16	0	0
Palmer, Nate	IR	IR	IR	IR	IR	IR	IR	IR	IR	IR	IR	IR	IR	IR	IR	IR	0	0	0	0
Pennel, Mike	INA	DNP	INA	SUB	SUB	SUB	SUB	SUB	SUB	SUB	SUB	SUB	SUB	SUB	SUB	SUB	13	0	1	2
Peppers, Julius	ROLB	LDE	ROLB	LOLB	ROLB	LOLB	ROLB	LOLB	LOLB	LOLB	ROLB	LOLB	LOLB	LOLB	LOLB	LOLB	16	16	0	0
Perillo, Justin	PS	PS	PS	PS	PS	PS	PS	PS	PS	SUB	SUB	INA	INA	INA	INA	INA	2	0	0	5
Perry, Nick	SUB	SUB	SUB	SUB	SUB	SUB	SUB	SUB	ROLB	ROLB	INA	SUB	ROLB	SUB	SUB	ROLB	15	4	0	1
Quarless, Andrew	SUB	SUB	SUB	2TE	TE	TE	TE	TE	TE	TE	SUB	SUB	SUB	TE	TE	TE	16	10	0	0
Raji, B.J.	IR	IR	IR	IR	IR	IR	IR	IR	IR	IR	IR	IR	IR	IR	IR	IR	0	0	0	0
Renfrow, Justin	-	-	-	-	-	-	-	-	-	-	-	PS	PS	PS	PS	PS	0	0	0	0
Richardson, Sean	SUB	SUB	SUB	SUB	SUB	SUB	SUB	SUB	SUB	SUB	SUB	SUB	SUB	SUB	SUB	SUB	16	0	0	0
Robinson, Luther	PS	PS	PS	PS	SUB	SUB	SUB	SUB	INA	INA	DNP	INA	IR	IR	IR	IR	4	0	1	3
Rodgers, Aaron	QB	QB	QB	QB	QB	QB	QB	QB	QB	QB	QB	QB	QB	QB	QB	QB	16	16	0	0
Rodgers, Richard	TE	TE	TE	TE	SUB	SUB	SUB	SUB	2TE	SUB	SUB	SUB	SUB	SUB	SUB	SUB	15	5	0	0
Rolle, Jumal	PS	PS	PS	PS	PS	PS	PS	PS	PS	PS	PS	PS	PS	PS	PS	PS	0	0	0	0
Sherrrod, Derek	SUB	RT	SUB	SUB	SUB	SUB	SUB	SUB	-	-	-	-	-	-	-	-	8	1	0	0
Shields, Sam	RCB	RCB	RCB	RCB	RCB	RCB	INA	INA	RCB	RCB	RCB	RCB	RCB	RCB	RCB	RCB	14	14	0	2
Sitton, Josh	LG	LG	LG	LG	LG	LG	LG	LG	LG	LG	LG	LG	LG	LG	LG	LG	16	16	0	0
Starks, James	SUB	SUB	SUB	SUB	SUB	SUB	SUB	SUB	SUB	SUB	SUB	SUB	SUB	SUB	SUB	SUB	16	0	0	0
Taylor, Lane	SUB	SUB	SUB	SUB	SUB	SUB	SUB	SUB	SUB	SUB	SUB	SUB	SUB	SUB	SUB	SUB	16	0	0	0
Taylor, Ryan	SUB	SUB	SUB	SUB	SUB	-	-	-	-	-	-	-	-	-	-	-	5	0	0	0
Thomas, Joe	-	-	-	-	-	-	-	-	PS	PS	PS	PS	PS	PS	PS	PS	0	0	0	0
Thornton, Khyri	IR	IR	IR	IR	IR	IR	IR	IR	IR	IR	IR	IR	IR	IR	IR	IR	0	0	0	0
Tolzien, Scott	INA	INA	INA	INA	INA	INA	INA	INA	INA	INA	INA	INA	INA	INA	INA	SUB	0	0	1	15
Tretter, JC	IR-DFR	IR-DFR	IR-DFR	IR-DFR	IR-DFR	IR-DFR	IR-DFR	IR-DFR	SUB	SUB	SUB	SUB	SUB	SUB	SUB	SUB	8	0	0	0
Vujnovich, Jeremy	PS																			

POSTSEASON PLAYER PARTICIPATION

NFL WEEK	Divisional	— Season Totals —			
		GP	GS	DNP	INA
Abbrederis, Jared	IR	0	0	0	0
Adams, Aaron	IR	0	0	0	0
Adams, Davante	3WR	1	1	0	0
Bakhtiari, David	LT	1	1	0	0
Banjo, Chris	SUB	1	0	0	0
Barclay, Don	IR	0	0	0	0
Barrington, Sam	MLB	1	1	0	0
Bostick, Brandon	SUB	1	0	0	0
Boyd, Josh	LDE	1	1	0	0
Boykin, Jarrett	SUB	1	0	0	0
Bradford, Carl	INA	0	0	0	1
Bulaga, Bryan	RT	1	1	0	0
Burnett, Morgan	SS	1	1	0	0
Bush, Jarrett	SUB	1	0	0	0
Clinton-Dix, Ha Ha	FS	1	1	0	0
Cobb, Randall	WR	1	1	0	0
Crosby, Mason	SUB	1	0	0	0
Daniels, Mike	RDE	1	1	0	0
Dorsey, Kevin	IR	0	0	0	0
Elliott, Jayrone	SUB	1	0	0	0
Fanor, Jean	PS	0	0	0	0
Flynn, Matt	DNP	0	0	1	0
Gaston, Bruce	INA	0	0	0	1
Gerhart, Garth	INA	0	0	0	1
Gillett, Alex	PS	0	0	0	0
Glover-Wright, Tay	PS	0	0	0	0
Goode, Brett	SUB	1	0	0	0
Goodson, Demetri	INA	0	0	0	1
Guion, Letroy	NT	1	1	0	0
Harris, DuJuan	INA	0	0	0	1
Hawk, A.J.	BLB	1	1	0	0
Hayward, Casey	SUB	1	0	0	0
House, Davon	SUB	1	0	0	0
Hubbard, Adrian	PS	0	0	0	0
Hyde, Micah	SUB	1	0	0	0
Janis, Jeff	INA	0	0	0	1
Jones, Brad	SUB	1	0	0	0
Jones, Datone	SUB	1	0	0	0
Kuhn, John	FB	1	1	0	0
Lacy, Eddie	RB	1	1	0	0
Lang, T.J.	RG	1	1	0	0
Lattimore, Jamari	IR	0	0	0	0
Linsley, Corey	C	1	1	0	0
Masthay, Tim	SUB	1	0	0	0
Matthews, Clay	ROLB	1	1	0	0
Mulumba, Andy	IR	0	0	0	0
Neal, Mike	SUB	1	0	0	0
Neal, Rajion	PS	0	0	0	0
Nelson, Jordy	WR	1	1	0	0
Palmer, Nate	IR	0	0	0	0
Pennel, Mike	SUB	1	0	0	0
Peppers, Julius	LOLB	1	1	0	0
Perillo, Justin	INA	0	0	0	1
Perry, Nick	SUB	1	0	0	0
Quarless, Andrew	SUB	1	0	0	0
Raji, B.J.	IR	0	0	0	0
Richardson, Sean	SUB	1	0	0	0
Robinson, Luther	IR	0	0	0	0
Rodgers, Aaron	QB	1	1	0	0
Rodgers, Richard	SUB	1	0	0	0
Rolle, Jumal	PS	0	0	0	0
Shields, Sam	RCB	1	1	0	0
Sitton, Josh	LG	1	1	0	0
Starks, James	SUB	1	0	0	0
Taylor, Lane	SUB	1	0	0	0
Thornton, Khyri	IR	0	0	0	0
Tolzien, Scott	DNP	0	0	1	0
Tretter, JC	SUB	1	0	0	0
Vujnovich, Jeremy	PS	0	0	0	0
Walker, Josh	PS	0	0	0	0
White, Myles	PS	0	0	0	0
Williams, Tramon	LCB	1	1	0	0

STARTERS IN BOLD AT POSITION; DNP — Did not play; INA — Inactive; IR — Injured reserve; IR-DFR — Injured Reserve/Designated for return; PS — Practice squad; SUB — Substitute; 3WR — Started as third wide receiver

SEASON-HIGHS/W-L BREAKDOWN

INDIVIDUAL

Longest Scoring Run — 44, E.Lacy, Dec. 21 at Tampa Bay
 Longest Non-Scoring Run — 41, J.Starks, Dec. 8 vs. Atlanta

Longest Scoring Pass — 80, A.Rodgers to J.Nelson, Sept. 14 vs. N.Y. Jets
 Longest Non-Scoring Pass — 67, A.Rodgers to E.Lacy, Oct. 26 at New Orleans

Longest Kickoff Return — 41, D.Harris, Sept. 14 vs. N.Y. Jets
 Longest Punt Return — 75, M.Hyde, Nov. 16 vs. Philadelphia
 Longest Interception Return — 82, C.Hayward, Nov. 9 vs. Chicago
 Longest Fumble Return — 49, C.Hayward, Nov. 16 vs. Philadelphia

Longest Punt — 63, T.Masthay, Dec. 14 at Buffalo

Longest Field Goal — 55, M.Crosby, Sept. 14 vs. N.Y. Jets
 Most Field Goals Attempted — 5, M.Crosby, Nov. 30 vs. New England
 Most Field Goals Made — 4, M.Crosby, Nov. 30 vs. New England

Most Touchdowns — 2, eight times, most recently R.Cobb, Dec. 28 vs. Detroit
 Most Rushing Attempts — 26, E.Lacy, Dec. 28 vs. Detroit
 Most Rushing Yards — 125, E.Lacy, Nov. 23 at Minnesota

Most Passing Attempts — 42, three times, most recently A.Rodgers, Dec. 14 at Buffalo
 Most Completions — 31, A.Rodgers, Dec. 21 at Tampa Bay
 Most Passing Yards — 418, A.Rodgers, Oct. 26 at New Orleans
 Most Touchdown Passes — 6, A.Rodgers, Nov. 9 vs. Chicago

Most Receptions — 11, R.Cobb, Dec. 21 at Tampa Bay
 Most Receiving Yards — 209, J.Nelson, Sept. 14 vs. N.Y. Jets

Most Total Yards from Scrimmage — 209, J.Nelson, Sept. 14 vs. N.Y. Jets

Most Defensive Interceptions — 1, 18 times, most recently D.Jones, Dec. 21 at Tampa Bay
 Most Tackles — 15, A.Hawk, Sept. 28 at Chicago
 Most Solo Tackles — 12, A.Hawk and M.Burnett, Sept. 28 at Chicago
 Most Sacks — 2.5, C.Matthews, Dec. 21 at Tampa Bay
 Most Passes Defensed — 4, S.Shields, Sept. 28 at Chicago

TEAM

Offensive Most...
 First Downs — 28, Dec. 8 vs. Atlanta
 Rushing Attempts — 38, Dec. 28 vs. Detroit
 Rushing Yards — 179, Dec. 8 vs. Atlanta
 Pass Attempts — 42, three times, most recently Dec. 14 at Buffalo
 Completions — 31, Dec. 21 at Tampa Bay
 TDs Thrown — 6, Nov. 9 vs. Chicago
 Ints. Thrown — 2, twice, most recently Dec. 14 at Buffalo
 Net Passing Yards — 402, Oct. 26 at New Orleans
 Offensive Plays — 79, Oct. 12 at Miami
 Total Offense — 502, Dec. 8 vs. Atlanta
 Time of Possession — 38:38, Dec. 21 at Tampa Bay
 Turnovers — 3, Oct. 26 at New Orleans
 Fumbles — 3, Sept. 14 vs. N.Y. Jets
 Fumbles Lost — 2, Dec. 28 vs. Detroit

Longest Scoring Drives
 Plays — 13, five times, most recently Dec. 8 vs. Atlanta
 Yards — 97, Sept. 14 vs. N.Y. Jets
 Time — 8:04, Oct. 12 at Miami

Shortest Scoring Drives
 Plays — 1, Sept. 14 vs. N.Y. Jets
 Yards — 6, twice, most recently Dec. 8 vs. Atlanta
 Time — 0:13, Sept. 14 vs. N.Y. Jets

Defensive Fewest...
 First Downs Allowed — 6, Dec. 21 at Tampa Bay
 Rushing Att. Allowed — 14, Dec. 21 at Tampa Bay
 Rushing Yards Allowed — 16, Dec. 21 at Tampa Bay
 Pass Att. Allowed — 26, Dec. 21 at Tampa Bay
 Pass Comp. Allowed — 12, Dec. 21 at Tampa Bay
 Net Passing Yards Allowed — 93, Dec. 21 at Tampa Bay
 Total Plays Allowed — 47, Dec. 21 at Tampa Bay
 Total Yards Allowed — 109, Dec. 21 at Tampa Bay

Defensive Most...
 Takeaways — 4, Nov. 16 vs. Philadelphia
 Interceptions — 2, six times, most recently Nov. 16 vs. Philadelphia
 Fumbles Forced — 2, Dec. 28 vs. Detroit
 Fumbles Recovered — 2, Nov. 16 vs. Philadelphia
 Passes Defensed — 10, twice, most recently Oct. 2 vs. Minnesota
 Sacks — 7, Dec. 21 at Tampa Bay

	2014 regular season...			2013 regular season...			2012 regular season...			1992-present...		
	Home	Road	Overall	Home	Road	Overall	Home	Road	Overall	Home	Road	Overall
Overall	8-0	4-4	12-4	4-3-1	4-4	8-7-1	7-1	4-4	11-5	141-42-1	95-92	233-135-1
On Grass	8-0	3-0	11-0	4-3-1	1-1	5-4-1	7-1	2-0	9-1	141-42-1	52-33	187-75-1
On Artificial Surfaces	0-0	1-4	1-4	0-0	3-3	3-3	0-0	2-4	2-4	0-0	41-58	41-58
In Open-Air Stadiums	8-0	4-2	12-2	4-3-1	2-3	6-6-1	7-1	1-2	8-3	141-42-1	58-58	193-98-1
In Indoor Stadiums	0-0	0-2	0-2	0-0	2-1	2-1	0-0	3-2	3-2	0-0	34-34	34-34
vs. Division Opponents	3-0	2-1	5-1	1-1-1	2-1	3-2-1	3-0	2-1	5-1	63-14-1	43-36	106-50-1
vs. NFC	6-0	3-3	9-3	3-2-1	3-3	6-5-1	5-1	3-3	8-4	109-28-1	71-67	179-95-1
vs. AFC	2-0	1-1	3-1	1-1	1-1	2-2	2-0	1-1	3-1	32-14	22-24	54-38
When scoring first	7-0	3-2	10-2	4-2-1	1-0	5-2-1	5-0	1-1	6-1	99-17-1	56-35	155-52-1
When Opponent scored first	1-0	1-2	2-2	0-1	3-4	3-5	2-1	3-3	5-4	41-25	37-56	78-81
In overtime	0-0	0-0	0-0	0-0-1	0-0	0-0-1	0-0	0-0	0-0	5-3-1	1-5	6-8-1
When leading after first quarter	6-0	3-1	9-1	4-1-1	1-0	5-1-1	4-0	2-1	6-1	84-12-1	50-22	134-34-1
When leading at halftime	7-0	4-0	11-0	3-1	3-1	6-2	5-0	3-1	8-1	110-9	74-26	184-35
When leading after third quarter	8-0	4-0	12-0	3-0	2-1	5-1	5-0	3-1	8-1	117-5	84-22	201-27
When trailing after first quarter	1-0	0-1	1-1	0-1	2-2	2-3	1-1	1-2	2-3	26-22	17-42	43-64
When trailing at halftime	1-0	0-1	1-1	1-2-1	1-2	2-4-1	2-1	1-3	3-4	22-28-1	16-55	38-83-1
When trailing after third quarter	0-0	0-4	0-4	1-3-1	2-2	3-5-1	1-1	1-3	2-4	15-34-1	6-68	21-102-1
When tied at halftime	0-0	0-2	0-2	0-0	0-1	0-1	0-0	0-0	0-0	9-5	3-9	12-14
On Thursday	1-0	0-1	1-1	0-0	0-1	0-1	1-0	0-0	1-0	4-0	4-7	8-7
On Friday	0-0	0-0	0-0	0-0	0-0	0-0	0-0	0-0	0-0	0-0	1-0	1-0
On Saturday	0-0	0-0	0-0	0-0	0-0	0-0	0-0	0-0	0-0	1-0	2-0	3-0
On Sunday/Early Games	1-0	4-2	5-2	3-1-1	1-1	4-2-1	4-0	3-1	7-1	89-24-1	44-45	133-69-1
On Sunday/Late Afternoon Games	4-0	0-0	4-0	1-1	2-2	3-3	1-1	0-1	1-2	25-11	20-20	45-30
On Sunday/Night Games	1-0	0-1	1-1	0-0	1-0	1-0	1-0	1-1	2-1	12-2	10-4	22-6
On Monday	1-0	0-0	1-0	0-1	0-0	0-1	0-0	0-1	0-1	11-6	11-15	22-21
When Packers had 100-yard rusher	2-0	1-0	3-0	1-1-1	2-1	3-2-1	0-0	0-0	0-0	36-9-1	28-9	64-18-1
When Packers had 100-yard receiver	6-0	3-1	9-1	3-1	3-2	6-3	2-0	3-1	5-1	67-15	41-32	108-47
When Packers had 300-yard passer	5-0	2-1	7-1	1-0	2-2	3-2	2-1	2-1	4-2	35-12	31-19	66-31
When Opponent had 100-yard rusher	0-0	1-2	1-2	1-3-1	2-1	3-3-1	1-1	0-1	1-2	123-20-1	19-27	42-47-1
When Opponent had 100-yard receiver	4-0	1-0	5-0	1-3	1-3	2-6	3-0	1-1	4-1	44-16	26-32	70-48
When Opponent had 300-yard passer	2-0	0-1	2-1	1-0	2-2	3-2	3-0	0-1	3-1	22-7	15-18	37-25

TRANSACTIONS BY DATE

3/13	Re-signed LB/DE Mike Neal and TE Andrew Quarless	7/23	Signed LB Korey Jones; Waived LB Shaun Lewis	9/1	Signed S Chris Banjo, WR Kevin Dorsey, C Garth Gerhart, WR Alex Gillett, RB Michael Hill, LB Adrian Hubbard, TE Justin Perillo, DE Luther Robinson, T Jeremy Vujnovich and WR Myles White to practice squad	11/3	Activated C/G JC Tretter from injured reserve-designated for return; Signed RB Rajion Neal and LB Joe Thomas to practice squad; Released T Derek Sherrod; Released TE Ike Ariguzo and DE Joe Kruger from practice squad
3/14	Re-signed DT B.J. Raji	7/26	Signed WR Jordy Nelson to contract extension	9/2	Signed CB Jumal Rolle to practice squad; Released WR Alex Gillett from practice squad	11/5	Signed G Jordan McCray to practice squad; Released RB Michael Hill from practice squad
3/15	Signed LB Julius Peppers	7/30	Claimed WR Gerrard Sheppard off waivers from Baltimore Ravens	9/3	Signed C Garth Gerhart to active roster; Signed C Josh Allen to practice squad; Placed C/G JC Tretter on injured reserve (knee) - designated for return	11/8	Signed T Jamon Meredith; Placed WR Kevin Dorsey (foot) on injured reserve
3/17	Signed DT Letroy Guion	8/13	Traded DE Jerel Worthy to New England Patriots	9/19	Placed LB Andy Mulumba (knee) on injured reserve	11/11	Signed WR Alex Gillett to practice squad; Released G Jordan McCray from practice squad
3/19	Re-signed RB James Starks	8/20	Placed TE Colt Lyerla (knee) on injured reserve	9/23	Signed Josh Walker to practice squad; Released Josh Allen from practice squad	11/15	Signed TE Justin Perillo to active roster; Released T Jamon Meredith
4/3	Re-signed FB John Kuhn	8/25	Waived S Charles Clay, CB Antonio Dennard, WR Chris Harper, LB Korey Jones, FB Ina Liaina, QB Chase Rettig, WR Gerrard Sheppard	10/2	Signed DT Luther Robinson to active roster	11/19	Signed G Rishaw Johnson to practice squad
4/11	Waived WR Sederrik Cunningham	8/26	Placed WR Jared Abbrederis (knee), T/G Don Barclay (knee), DT B.J. Raji (biceps), RB Rajion Neal (knee), LB Joe Thomas (knee) and G Andrew Tiller (calf) on injured reserve	10/6	Signed WR Kevin Dorsey to active roster; Signed CB Tay Glover-Wright to practice squad; Released TE Ryan Taylor	11/25	Signed T Justin Renfrow to practice squad; Released G Rishaw Johnson from practice squad
4/22	Re-signed QB Matt Flynn	8/30	Waived S Chris Banjo, WR Kevin Dorsey, LB Jake Doughty, T John Fullington, C Garth Gerhart, WR Alex Gillett, DT Carlos Gray, RB Michael Hill, LB Adrian Hubbard, G Jordan McCray, S Tanner Miller, TE Justin Perillo, RB LaDarius Perkins, DE Luther Robinson, CB Jumal Rolle, T Jeremy Vujnovich, WR Myles White and CB Ryan White; Placed T Aaron Adams (knee), LB Nate Palmer (knee), TE Jake Stoneburner (ankle) and DT Khyri Thornton (hamstring) on injured reserve	10/7	Signed DE Joe Kruger to practice squad	12/8	Signed DT Bruce Gaston from Arizona Cardinals' practice squad; Placed DT Luther Robinson (calf) on injured reserve
4/28	Waived RB Orwin Smith			10/8	Signed G Jordan McCray to practice squad	12/13	Signed S Chris Banjo to active roster; Placed LB Jamari Lattimore (ankle) on injured reserve
4/30	Re-signed LB Jamari Lattimore			10/14	Signed TE Ike Ariguzo to practice squad; Released G Jordan McCray from practice squad	12/17	Signed S Jean Fanor to the practice squad
5/12	Signed LB Jake Doughty, LB Jayrone Elliott, DT Carlos Gray, LB Adrian Hubbard, G Jordan McCray, RB Rajion Neal, DT Mike Pennel, TE Justin Perillo, RB LaDarius Perkins, QB Chase Rettig, LB Joe Thomas and CB Ryan White; Waived LB Chase Thomas					12/30	Released T Justin Renfrow from practice squad
5/13	Signed T John Fullington					1/3	Signed C Joe Madsen to practice squad
5/14	Signed WR Jeff Janis; Waived CB James Nixon						
5/15	Signed WR Jared Abbrederis and C Corey Linsley						
5/16	Signed LB Carl Bradford, CB Demetri Goodson and S Tanner Miller						
5/19	Signed S Charles Clay, TE Colt Lyerla, DE Luther Robinson and DT Khyri Thornton; Waived TE Raymond Webber						
5/28	Waived LB Victor Aiyewa						
5/30	Signed S Ha Ha Clinton-Dix						
6/10	Signed LB Shaun Lewis						
6/12	Signed WR Davante Adams and TE Richard Rodgers						
6/20	Waived RB Johnathan Franklin						

TRANSACTIONS BY PLAYER

Abbrederis, Jared - WR	5/15/14 Signed 8/26/14 Placed on injured reserve (knee)	Gillett, Alex - WR	8/30/14 Waived 9/1/14 Signed to practice squad 9/2/14 Released from practice squad 11/11/14 Signed to practice squad	Meredith, Jamon - T	11/8/14 Signed 11/15/14 Released	Sherrod, Derek	11/3/14 Waived
Adams, Aaron - P	8/30/14 Placed on injured reserve (knee)	Glover-Wright, Tay - CB	10/6/14 Signed to practice squad	Miller, Tanner - S	5/16/14 Signed 8/30/14 Waived	Smith, Orwin - RB	4/28/14 Waived
Adams, Davante - WR	6/12/14 Signed	Goodson, Demetri - CB	5/16/14 Signed	Mulumba, Andy - LB	9/19/14 Placed on injured reserve (knee)	Starks, James - RB	3/19/14 Re-signed
Aiyewa, Victor - LB	5/28/14 Waived	Gray, Carlos - DT	5/12/14 Signed 8/30/14 Waived	Neal, Mike - LB/DE	3/13/14 Re-signed	Stoneburner, Jake - TE	8/30/14 Placed on injured reserve (ankle)
Allen, Josh - C	9/3/14 Signed to practice squad 9/23/14 Waived	Guion, Letroy - DT	3/17/14 Signed	Neal, Rajion - RB	5/12/14 Signed 8/26/14 Placed on injured reserve (knee) 11/3/14 Signed to practice squad	Taylor, Ryan	10/6/14 Waived
Ariguzo, Ike - TE	10/14/14 Signed to practice squad 11/3/14 Waived	Harper, Chris - WR	8/25/14 Waived	Neal, Rajion - RB	5/12/14 Signed 8/26/14 Placed on injured reserve (knee) 11/3/14 Signed to practice squad	Thomas, Chase - LB	5/12/14 Waived
Banjo, Chris - S	8/30/14 Waived 9/1/14 Signed to practice squad 12/13/14 Signed to active roster	Hill, Michael - RB	8/30/14 Waived 9/1/14 Signed to practice squad 11/5/14 Released from practice squad	Nelson, Jordy - WR	7/26/14 Signed contact extension	Thomas, Joe - LB	5/12/14 Signed 8/26/14 Placed on injured reserve (knee) 11/3/14 Signed to practice squad
Barclay, Don - T/G	8/26/14 Placed on injured reserve (knee)	Hubbard, Adrian - LB	5/12/14 Signed 8/30/14 Waived 9/1/14 Signed to practice squad	Nixon, James - CB	5/14/14 Waived	Thornton, Khyri - DT	5/19/14 Signed 8/30/14 Placed on injured reserve (hamstring)
Bradford, Carl - LB	5/16/14 Signed	Hubbard, Adrian - LB	5/12/14 Signed 8/30/14 Waived 9/1/14 Signed to practice squad	Palmer, Nate - LB	8/30/14 Placed on injured reserve (knee)	Tiller, Andrew - G	8/26/14 Placed on injured reserve (calf)
Clay, Charles - S	5/19/14 Signed 8/25/14 Waived	Janis, Jeff - WR	5/14/14 Signed	Pennel, Mike - DT	5/12/14 Signed	Tretter, JC - C/G	9/3/14 Placed on injured reserve (knee) - designated for return 11/3/14 Activated from injured reserve (knee) - designated for return
Clinton-Dix, Ha Ha - S	5/30/14 Signed	Johnson, Rishaw - G	11/19/14 Signed to practice squad 11/25/14 Waived	Peppers, Julius - LB	3/15/14 Signed		
Cunningham, Sederrik - WR	4/11/14 Waived	Jones, Korey - LB	7/23/14 Signed 8/25/14 Waived	Perillo, Justin - TE	5/12/14 Signed 8/30/14 Waived 9/1/14 Signed to practice squad 11/15/14 Signed to active roster	Vujnovich, Jeremy - T	8/30/14 Waived 9/1/14 Signed to practice squad
Dennard, Antonio - CB	8/25/14 Waived	Kruger, Joe - DE	10/7/14 Signed to practice squad 11/3/14 Waived	Perkins, LaDarius - RB	5/12/14 Signed 8/30/14 Waived	Walker, Josh - G	9/23/14 Signed to practice squad
Dorsey, Kevin - WR	8/30/14 Waived 9/1/14 Signed to practice squad 10/6/14 Signed to active roster 11/8/14 Placed on injured reserve	Kuhn, John - FB	4/3/14 Re-signed	Quarless, Andrew - TE	3/13/14 Re-signed	Webber, Raymond - TE	5/19/14 Waived
Doughty, Jake - LB	5/12/14 Signed 8/30/14 Waived	Lattimore, Jamari - LB	4/30/14 Re-signed 12/13/14 Placed on injured reserve (ankle)	Raji, B. J. - DT	3/14/14 Re-signed 8/26/14 Placed on injured reserve (biceps)	White, Myles - WR	8/30/14 Waived 9/1/14 Signed to practice squad
Elliott, Jayrone - LB	5/12/14 Signed	Lewis, Shaun - LB	6/10/14 Signed 7/23/14 Waived	Renfrow, Justin - T	11/25/14 Signed to practice squad 12/30/14 Released from practice squad	White, Ryan - CB	5/12/14 Signed 8/30/14 Waived
Fanor, Jean - S	12/17/14 Signed to practice squad	Liaina, Ina - RB	8/25/14 Waived	Rettig, Chase - QB	5/12/14 Signed 8/25/14 Waived	Worthy, Jerel - DE	8/13/14 Traded to New England Patriots
Flynn, Matt - QB	4/22/14 Re-signed	Linsley, Corey - C	5/15/14 Signed	Robinson, Luther - DT	5/19/14 Signed 8/30/14 Waived 9/1/14 Signed to practice squad 10/2/14 Signed to active roster 12/8/14 Placed on injured reserve (calf)		
Franklin, Johnathan - RB	6/20/14 Waived	Lyerla, Colt - TE	5/19/14 Signed 8/20/14 Placed on injured reserve (knee)	Rodgers, Richard - TE	6/12/14 Signed		
Fullington, John - T	5/13/14 Signed 8/30/14 Waived	Madsen, Joe - C	1/3/14 Signed to practice squad	Rolle, Jumal - CB	8/30/14 Waived 9/2/14 Signed to practice squad		
Gaston, Bruce - DT	12/8/14 Signed from Arizona Cardinals' practice squad	McCray, Jordan - G	5/12/14 Signed 8/30/14 Waived 10/8/14 Signed to practice squad 10/14/14 Released from practice squad 11/5/14 Signed to practice squad 11/11/14 Released from practice squad	Sheppard, Gerrard - WR	7/30/14 Claimed off waivers from the Baltimore Ravens		

THE LAST TIME

Regular-Season Games Only

RUSHING

200 Yards Rushing, Individual

BY PACKERS — Ahman Green, Dec. 28, 2003, vs. Denver (218 yards)
BY OPPONENT — Adrian Peterson, Dec. 2, 2012, vs. Minnesota (210 yards)

100 Yards Rushing, Individual

BY PACKERS — Eddie Lacy, Dec. 28, 2014, vs. Detroit (100 yards)
BY OPPONENT — Mark Ingram, Oct. 26, 2014, at New Orleans (172 yards)

100 Yards Rushing, Individual, One Half

BY PACKERS — Eddie Lacy, Dec. 15, 2013, at Dallas (110 yards in second half)
BY OPPONENT — LeSean McCoy, Nov. 10, 2013, vs. Philadelphia (114 yards in second half)

100 Yards Rushing and Receiving, Individual

BY PACKERS — Never
BY OPPONENT — Darrin Nelson, Nov. 13, 1983, at Minnesota (119 yards rushing, 137 receiving)

Two 100-Yard Rushers

BY PACKERS — Ryan Grant (106 yards) and DeShawn Wynn (106 yards), Dec. 28, 2008, vs. Detroit
BY OPPONENT — Tony Dorsett (149 yards) and Robert Newhouse (101 yards), Nov. 12, 1978, vs. Dallas at Milw.

Two 100-Yard Rushers and Two 100-Yard Receivers

BY PACKERS — Ryan Grant (106 yards) and DeShawn Wynn (106), Dec. 28, 2008, vs. Detroit, Donald Driver (111 yards) and Greg Jennings (101 yards), Dec. 28, 2008, vs. Detroit*
BY OPPONENT — Never
*First time in NFL history

Four Touchdowns Rushing, Individual

BY PACKERS — Dorsey Levens, Jan. 2, 2000, vs. Arizona (8, 1, 5, 1 yards)
BY OPPONENT — DeAngelo Williams, Nov. 30, 2008, vs. Carolina (1, 1, 1, 1 yards)

Three Touchdowns Rushing, Individual

BY PACKERS — Ahman Green, Oct. 20, 2002, vs. Washington (24, 2, 8 yards)
BY OPPONENT — DeAngelo Williams, Nov. 30, 2008, vs. Carolina (1, 1, 1, 1 yards)

Two Touchdowns Rushing, Individual

BY PACKERS — Eddie Lacy, Oct. 2, 2014, vs. Minnesota (11, 10 yards)
BY OPPONENT — Marshawn Lynch, Sept. 4, 2014, at Seattle (9, 3 yards)

PASSING

400 Yards Passing, Individual

BY PACKERS — Aaron Rodgers, Oct. 26, 2014, at New Orleans (418 yards)
BY OPPONENT — Colin Kaepernick, Sept. 8, 2013, at San Francisco (412 yards)

300 Yards Passing, Individual

BY PACKERS — Aaron Rodgers, Dec. 21, 2014, at Tampa Bay (318 yards)
BY OPPONENT — Matt Ryan, Dec. 8, 2014, vs. Atlanta (375 yards)

Six Touchdown Passes, Individual

BY PACKERS — Aaron Rodgers, Nov. 9, 2014, vs. Chicago (1, 4, 73, 40, 56, 18 yards)
BY OPPONENT — Tommy Kramer, Sept. 28, 1986, at Minnesota (23, 13, 36, 2, 17, 7 yards)

Five Touchdown Passes, Individual

BY PACKERS — Aaron Rodgers, Nov. 9, 2014, vs. Chicago (1, 4, 73, 40, 56, 18 yards)
BY OPPONENT — Matthew Stafford, Jan. 1, 2012, vs. Detroit (8, 13, 2, 5, 12 yards)

Four Touchdown Passes, Individual

BY PACKERS — Aaron Rodgers, Nov. 9, 2014, vs. Chicago (1, 4, 73, 40, 56, 18 yards)
BY OPPONENT — Matt Ryan, Dec. 8, 2014, vs. Atlanta (5, 22, 1, 2 yards)

Three Touchdown Passes, Individual

BY PACKERS — Aaron Rodgers, Dec. 8, 2014, vs. Atlanta (1, 10, 60 yards)
BY OPPONENT — Matt Ryan, Dec. 8, 2014, vs. Atlanta (5, 22, 1, 2 yards)

Six Interceptions Thrown, Individual

BY PACKERS — Tom O'Malley, Sept. 17, 1950, vs. Detroit
BY OPPONENT — Don Horn, Sept. 26, 1971, vs. Denver at Milw.

Five Interceptions Thrown, Individual

BY PACKERS — Brett Favre, Oct. 30, 2005, at Cincinnati
BY OPPONENT — Rich Gannon, Oct. 28, 1990, vs. Minnesota at Milw.

Four Interceptions Thrown, Individual

BY PACKERS — Brett Favre, Dec. 25, 2005, vs. Chicago
BY OPPONENT — Jay Cutler, Sept. 13, 2012, vs. Chicago

RECEIVING

10 or More Receptions, Individual

BY PACKERS — Randall Cobb, Dec. 21, 2014, at Tampa Bay (11 receptions)
BY OPPONENT — Julio Jones, Dec. 8, 2014, vs. Atlanta (11 receptions)

200 Yards Receiving, Individual

BY PACKERS — Jordy Nelson, Sept. 14, 2014, vs. N.Y. Jets (209 yards)
BY OPPONENT — Julio Jones, Dec. 8, 2014, vs. Atlanta (259 yards)

100 Yards Receiving, Individual

BY PACKERS — Randall Cobb (131 yards) and Jordy Nelson (113 yards), Dec. 21, 2014, at Tampa Bay
BY OPPONENT — Julio Jones, Dec. 8, 2014, vs. Atlanta (259 yards)

100 Yards Receiving, One Half, Individual

BY PACKERS — Jordy Nelson, Nov. 16, 2014, vs. Philadelphia (109 yards in first half)
BY OPPONENT — Julio Jones, Dec. 8, 2014, vs. Atlanta (159 yards in second half)

Two 100-Yard Receivers

BY PACKERS — Randall Cobb (131 yards) and Jordy Nelson (113 yards), Dec. 21, 2014, at Tampa Bay
BY OPPONENT — Calvin Johnson (244 yards) and Brandon Pettigrew (116 yards), Jan. 1, 2012, vs. Detroit

Four Touchdown Receptions, Individual

BY PACKERS — Sterling Sharpe, Nov. 24, 1994, at Dallas (1, 36, 30, 5 yards)
BY OPPONENT — Never

Three Touchdown Receptions, Individual

BY PACKERS — James Jones, Dec. 16, 2012, at Chicago (29, 8, 6 yards)
BY OPPONENT — Vincent Jackson, Nov. 6, 2011, at San Diego (23, 5, 29 yards)

Two Touchdown Receptions, Individual

BY PACKERS — Randall Cobb, Dec. 28, 2014, vs. Detroit (4, 13 yards)
BY OPPONENT — Calvin Johnson, Dec. 28, 2014, vs. Detroit (20, 4 yards)

INTERCEPTIONS

Four Interceptions, Individual

BY PACKERS — Willie Buchanon, Sept. 24, 1978, at San Diego
BY OPPONENT — Never

Three Interceptions, Individual

BY PACKERS — Tom Flynn, Oct. 28, 1984, vs. Detroit
BY OPPONENT — Vencie Glenn, Dec. 27, 1992, at Minnesota

Two Interceptions, Individual

BY PACKERS — Morgan Burnett, Dec. 2, 2012, vs. Minnesota
BY OPPONENT — Bacarri Rambo, Dec. 14, 2014, at Buffalo

Interception Returned for Touchdown

BY PACKERS — Julius Peppers, Nov. 16, 2014, vs. Philadelphia (52 yards)
BY OPPONENT — Cortez Allen, Dec. 22, 2013, vs. Pittsburgh (40 yards)

TOUCHDOWNS

Five Touchdowns, Individual

BY PACKERS — Paul Hornung, Dec. 12, 1965, at Baltimore (2-, 9-, 3-yard runs; 50-, 65-yard receptions)
BY OPPONENT — Never

Four Touchdowns, Individual

BY PACKERS — Dorsey Levens, Jan. 2, 2000, vs. Arizona (8-, 1-, 5-, 1-yard runs)
BY OPPONENT — DeAngelo Williams, Nov. 30, 2008, vs. Carolina (1-, 1-, 1-, 1-yard runs)

Three Touchdowns, Individual

BY PACKERS — James Jones, Dec. 16, 2012, at Chicago (29-, 8-, 6-yard receptions)
BY OPPONENT — Matt Forte, Dec. 29, 2013, at Chicago (4-yard reception; 5-, 1-yard runs)

THE LAST TIME

FIELD GOALS/PATs

Five Field Goals Made, Individual

BY PACKERS — Mason Crosby, Oct. 6, 2013, vs. Detroit (26, 52, 31, 42, 45 yards)
BY OPPONENT — Dan Bailey, Dec. 15, 2013, at Dallas (47, 23, 43, 50, 50 yards)

Four Field Goals Made, Individual

BY PACKERS — Mason Crosby, Nov. 30, 2014, vs. New England (32, 35, 33, 28 yards)
BY OPPONENT — Dan Carpenter, Dec. 14, 2014, at Buffalo (27, 51, 35, 48 yards)

60-Yard Field Goal

BY PACKERS — Never
BY OPPONENT — David Akers, Sept. 9, 2012, vs. San Francisco (63 yards)

50-Yard Field Goal

BY PACKERS — Mason Crosby, Dec. 8, 2014, vs. Atlanta (53 yards)
BY OPPONENT — Dan Carpenter, Dec. 14, 2014, at Buffalo (51 yards)

Blocked Field-Goal Attempt

BY PACKERS — Brad Jones, Dec. 8, 2014, vs. Atlanta (53-yard Matt Bryant attempt)
BY OPPONENT — Isa Abdul-Quddus, Dec. 28, 2014, vs. Detroit (52-yard Mason Crosby attempt)

Two-Point Conversion

BY PACKERS — Randall Cobb, Sept. 14, 2014, vs. N.Y. Jets (pass from Aaron Rodgers)
BY OPPONENT — Charles Johnson, Nov. 23, 2014, at Minnesota (pass from Teddy Bridgewater)

Point After Touchdown Missed

BY PACKERS — Mason Crosby, Dec. 8, 2014, vs. Atlanta (blocked, fifth attempt)
BY OPPONENT — Mike Nugent, Sept. 22, 2013, at Cincinnati (blocked, fourth attempt)

Blocked Point After Touchdown

BY PACKERS — Datone Jones, Sept. 22, 2013, at Cincinnati (Mike Nugent, fourth attempt)
BY OPPONENT — Ra'Shede Hageman, Dec. 8, 2014, vs. Atlanta (Mason Crosby, fifth attempt)

PUNTING

70-Yard Punt

BY PACKERS — Tim Masthay, Dec. 18, 2011, at Kansas City (71 yards)
BY OPPONENT — Jon Ryan, Sept. 24, 2012, at Seattle (73 yards)

60-Yard Punt

BY PACKERS — Tim Masthay, Dec. 14, 2014, at Buffalo (63 yards)
BY OPPONENT — Brad Nortman, Oct. 19, 2014, vs. Carolina (67 yards)

Blocked Punt

BY PACKERS — Jamari Lattimore, Nov. 4, 2013, vs. Chicago (Adam Podlesh, punter)
BY OPPONENT — Bryan Braman, Nov. 16, 2014, vs. Philadelphia (Tim Masthay, punter)

10 Punts, Individual

BY PACKERS — Jon Ryan, Nov. 19, 2006, vs. New England (10 punts; 459 yards)
BY OPPONENT — Chris Kluwe, Dec. 21, 2006, vs. Minnesota (10 punts; 434 yards)

No Punts

BY PACKERS — Oct. 26, 2014, at New Orleans
BY OPPONENT — Oct. 26, 2014, at New Orleans

OTHER SPECIAL TEAMS

Kickoff Returned for Touchdown

BY PACKERS — Randall Cobb, Sept. 8, 2011, vs. New Orleans (108 yards)
BY OPPONENT — Chris Williams, Nov. 9, 2014, vs. Chicago (101 yards)

Punt Returned for Touchdown

BY PACKERS — Micah Hyde, Dec. 28, 2014, vs. Detroit (55 yards)
BY OPPONENT — Marcus Thigpen, Dec. 14, 2014, at Buffalo (75 yards)

Blocked (Opponent) Field Goal Returned for Touchdown

BY PACKERS — Willie Buchanon, Dec. 17, 1972, at New Orleans (57 yards)
BY OPPONENT — Shawn Springs, Nov. 1, 1999, vs. Seattle (61 yards)

Blocked Punt Returned for Touchdown

BY PACKERS — Dezman Moses, Oct. 28, 2012, vs. Jacksonville (0 yards; Bryan Anger, punter)
BY OPPONENT — DeVier Posey, Oct. 14, 2012, at Houston (0 yards; Tim Masthay, punter)

Recovered Own Onside Kick Attempt

BY PACKERS — Jamari Lattimore, Nov. 4, 2013, vs. Chicago (Mason Crosby, kicker)
BY OPPONENT — Darrell Stuckey, Nov. 6, 2011, at San Diego (Nick Novak, kicker)

OTHER DEFENSE

Shutout Posted

BY PACKERS — Oct. 31, 2010, at N.Y. Jets (9-0)
BY OPPONENT — Nov. 19, 2006, vs. New England (35-0)

Fumble Returned for Touchdown

BY PACKERS — Casey Hayward, Nov. 16, 2014, vs. Philadelphia (49 yards)
BY OPPONENT — Don Carey, Sept. 21, 2014, at Detroit (40 yards)

Safety Scored

BY PACKERS — Team, Dec. 28, 2014, vs. Detroit (Matthew Stafford penalized for intentional grounding in end zone)
BY OPPONENT — Buffalo, Dec. 14, 2014, at Buffalo (Eddie Lacy recovered in end zone, play blown dead)

Five Sacks, Individual

BY PACKERS — Vonnie Holliday, Dec. 22, 2002, vs. Buffalo
BY OPPONENT — Antwan Odom, Sept. 20, 2009, vs. Cincinnati

Four Sacks, Individual

BY PACKERS — Kabeer Gbaja-Biamila, Jan. 2, 2005, at Chicago
BY OPPONENT — Chris Clemons, Sept. 24, 2012, at Seattle

Three Sacks, Individual

BY PACKERS — A.J. Hawk, Oct. 13, 2013, at Baltimore
BY OPPONENT — Shea McClellin, Nov. 4, 2013, vs. Chicago

MISCELLANEOUS

No Penalties

BY PACKERS — Nov. 4, 2013, vs. Chicago
BY OPPONENT — Dec. 14, 1997, at Carolina

Game Without Touchdown

BY PACKERS — Dec. 12, 2010, at Detroit
BY OPPONENT — Oct. 16, 2011, vs. St. Louis

50 Points, Game

BY PACKERS — 53, Nov. 16, 2014, vs. Philadelphia
BY OPPONENT — 51, Nov. 24, 2008, at New Orleans

40 Points, Game

BY PACKERS — 43, Dec. 8, 2014, vs. Atlanta
BY OPPONENT — 44, Oct. 26, 2014 at New Orleans

500 Yards Total Offense

BY PACKERS — 502, Dec. 8, 2014, vs. Atlanta
BY OPPONENT — 561, Nov. 28, 2013, at Detroit

Tie Game

Green Bay 26, Minnesota 26, Nov. 24, 2013

SEATTLE 36, GREEN BAY 16

CenturyLink Field, Thursday, Sept. 4, 2014. Attendance: 68,424. Time: 2:56. Weather: 71° F, Humidity: 52 percent, Wind: NW 11

GAME 1

SEATTLE -- The Super Bowl champion Seattle Seahawks started 2014 the same way they finished last season, with a convincing win. Marshawn Lynch rushed for 110 yards and a pair of touchdowns. Percy Harvin had 100 combined yards rushing and receiving, and the Seahawks split Matt Flynn and Russell Wilson for a 36-16 win over the Green Bay Packers to kick off the regular season.

The Seahawks unveiled the first Super Bowl banner in franchise history during a vibrant pregame ceremony and then began the process of trying to be the first team in a decade to repeat.

Russell Wilson against the Packers -- a popular pick to contend in the NFC -- will only reinforce the belief Seattle is still the favorite to repeat. Wilson was outstanding in the first half, including a 53-yard touchdown pass to Ricardo Lockette. Harvin got touches as a receiver, running back and returner. He was used all over the field in different formations save never being fully healthy in his first season with Seattle.

Wilson finished 19 of 28 for 191 yards passing and Lynch was at his best. Pete Carroll said earlier this week that Lynch appeared in the best shape of his career, and it showed. Lynch averaged 5.3 yards per carry and topped 100 yards for the 20th time in the regular season since joining the Seahawks in 2010.

Lynch, who ran for 1,257 yards and 12 touchdowns last season, barreled through a trio of Packers for the TD with 3:41 left before halftime to give the Seahawks a 17-10 lead and added a second TD run on the first play of the fourth quarter.

Seattle had 207 yards rushing as a team and won for the 18th time in its last 20 regular-season home games. Harvin finished with 11 offensive touches, including four rushes for 41 yards.

Rodgers finished 23 of 33 for 189 yards and was isolated to one side of the field. He looked almost exclusively for Jordy Nelson matched up against Byron Maxwell and never threw in Richard Sherman's direction. Nelson finished with nine receptions, but Maxwell came up with a third-quarter interception on a pass that deflected off Nelson's hands.

The most action for Sherman came in the first half when he accidentally blocked Davon House into Earl Thomas on a punt return causing a fumble recovered by the Packers.

But Seattle's defense did its part. They sacked Rodgers three times, taking advantage of a knee injury suffered by right tackle Byron Bulaga in the second quarter. His replacement, Derek Sherrod, gave up a fourth-down sack to Cliff Avril to end one drive inside Seattle territory. Following a Seattle punt, Sherrod was beaten by Michael Bennett on Green Bay's next offensive snap. Rodgers was stripped and Sherrod fell on the fumble in the end zone for a safety and a 22-10 lead.

Nine plays later, Lynch walked in from the 3-yard line for a 29-10 Seahawks lead. Rodgers threw a 3-yard TD pass to Randall Cobb in the fourth quarter but Wilson closed out the victory with a 13-yard drive that ate up seven minutes and was capped by a 15-yard TD pass to Derrick Coleman on fourth down with 2:31 left.

Eddie Lacy was mostly a non-factor with 34 yards rushing on 12 carries and left in the fourth quarter to be evaluated for a concussion. Seattle linebacker Bobby Wagner tied a career high with 14 tackles.

OFFICIALS -- Referee: John Parry (132); Umpire: Mark Pelis (131); Head Linesman: Derek Bowers (74); Line Judge: Julian Mapp (10); Side Judge: Joe Larrew (73); Field Judge: Jon Lunkens (69); Back Judge: Perry Paganelli (46); Replay Official: Bob McGrain

STARTING LINEUPS

Table showing starting lineups for Green Bay Packers and Seattle Seahawks, including positions like WR, RB, QB, OL, and DE.

GREEN BAY SUBSTITUTIONS and INACTIVES lists for the game.

Green Bay Packers Rushing stats table showing ATT, YDS, AVG, LG, TD for players like J.Starks, E.Lacy, D.Harris, J.Kuhn, and Total.

Green Bay Packers Passing stats table showing ATT, CMP, YDS, SK/YD, TD, LG, IN, RT for players like A.Rodgers and Total.

Green Bay Packers Pass Receiving stats table showing NO, YDS, AVG, LG, TD for players like J.Nelson, R.Cobb, A.Quaness, E.Lacy, J.Starks and Total.

Green Bay Packers Interceptions stats table showing NO, YDS, AVG, LG, TD for Total.

Green Bay Packers Punting stats table showing NO, YDS, AVG, NET, TB, IN20, LG, TD for T.Maschay and Total.

Green Bay Packers Punt Returns stats table showing NO, YDS, AVG, FC, LG, TD for R.Cobb and Total.

Green Bay Packers Kick Returns stats table showing NO, YDS, AVG, FC, LG, TD for M.Hyde, D.Harris, C.Mathews and Returns.

Green Bay Packers Fumbles stats table showing Fum, Lost, Rec, Yds, TD, FF, Rec, Yds, TD, Bds for A.Rodgers, D.Sherrod, C.Mathews and H.Clinnon-Dix.

Seattle Seahawks Rushing stats table showing ATT, YDS, AVG, LG, TD for M.Lynch, P.Harvin, R.Wilson, R.Turbin and Total.

Seattle Seahawks Passing stats table showing ATT, CMP, YDS, SK/YD, TD, LG, IN, RT for R.Wilson and Total.

Seattle Seahawks Pass Receiving stats table showing NO, YDS, AVG, LG, TD for P.Harvin, Z.Miller, D.Bairdin, R.Lockette, D.Coleman, M.Lynch, J.Kearse, L.Wilson and Total.

Seattle Seahawks Interceptions stats table showing NO, YDS, AVG, LG, TD for B.Maxwell and Total.

Seattle Seahawks Punting stats table showing NO, YDS, AVG, NET, TB, IN20, LG for J.Ryan and Total.

Seattle Seahawks Punt Returns stats table showing NO, YDS, AVG, FC, LG, TD for E.Thomas, B.Walters and Returns.

Seattle Seahawks Kick Returns stats table showing NO, YDS, AVG, FC, LG, TD for P.Harvin and Returns.

Seattle Seahawks Fumbles stats table showing Fum, Lost, Rec, Yds, TD, FF, Rec, Yds, TD, Bds for P.Harvin, E.Thomas, M.Bennett and Total.

GREEN BAY DEFENSIVE STATISTICS (official) table showing various defensive metrics for Seattle Seahawks and Green Bay Packers.



DETROIT 19, GREEN BAY

Ford Field, Sunday, Sept. 21, 2014. Attendance: 62,418. Time: 2:46. Weather: Indoors.

DETROIT -- Even one of Matthew Stafford's interceptions quickly turned into two points for Detroit.

That was just part of a strong performance from the Lions' defensive front in a 19-7 victory over the Green Bay Packers. Madamuro Sult and the Lions pressured Aaron Rodgers throughout, and Detroit's injury-plagued secondary was never a problem Sunday. Don Carey returned a fumble 40 yards for a touchdown, and the Lions held Green Bay to 223 yards of offense.

Detroit (2-1) came in with a secondary decimated by injuries, but Rodgers couldn't take advantage. He was sacked twice and threw for only 162 yards, and Green Bay (1-2) wasn't any better when running the ball.

Stafford was 22 of 34 for 246 yards with two interceptions. The Detroit quarterback's second interception - on third-and-long in the second quarter - actually worked out in his team's favor. His deep pass for Calvin Johnson was picked off near the goal line by Davon House, and although the play was initially ruled a touchdown, a review gave Green Bay the ball at its own 1-yard line.

The Packers tried a run with Eddie Lacy, and linebacker DeAndre Levy caught him in the end zone for a safety that put Detroit ahead 9-7.

Detroit's offense finally scored a touchdown in the fourth quarter on a 26-yard run by Reggie Bush.

Safety James Ikhedigbo (neck) and cornerback Cassius Vaughn (ankle) were inactive for Detroit, which has also lost defensive backs Bill Bentley and Kevin Lawson to season-ending injuries. Linebacker Stephen Tulloch left in the first quarter after hurting his left knee while celebrating a sack of Rodgers.

The Packers lost despite forcing three turnovers. They tried to establish the run a bit early, and that backfired when Lacy's fumble was scooped up by Carey. The defensive back went all the way to the end zone for a 7-0 lead.

Carry hadn't played in Detroit's first two games this season because of a hamstring problem, and he left this game after aggravating that same injury.

Green Bay had won 15 of the past 17 meetings with Detroit, and the Packers were 9-1 with Rodgers playing. The one loss he took part in came in 2010, when he left the game in the first half with a concussion. Green Bay lost that game 7-3 - until Sunday, that was the only time since Rodgers became the starting quarterback. In 2008 that the Packers were held to seven points or fewer.

Last season, Rodgers was out with a fractured collarbone when Green Bay lost to the Lions 40-10 on Thanksgiving.

Rodgers threw a 10-yard touchdown pass to Andrew Quarless in the first quarter Sunday to tie it at 7, but the Packers never scored again.

OFFICIALS — Referee: Carl Cherefski (61); Umpire: Underly, Wash (69); Head Linesman: Kent Payne (79); Line Judge: Jeff Seaman (45); Side Judge: Land Hayes (125); Field Judge: Brad Freeman (88); Back Judge: Todd Puckop (30); Replay Official: Charles Stewart

STARTING LINEUPS

Green Bay Packers		Detroit Lions	
Offense	Defense	Offense	Defense
WR 87 J.Nelson	LDE 95 D.Jones	WR 15 G.Rate	DE 94 E.Ansah
LT 69 D.Bakhtiari	NT 98 L.Gion	LT 71 R.Reiff	DT 98 N.Fairley
LG 71 J.Shton	RDE 76 M.Daniels	RDE 12 R.Sims	DE 90 N.Suh
C 63 C.Linsley	LOB 52 C.Mattews	C 51 D.Raolia	DE 91 J.Jones
RG 70 T.Lang	ILB 50 A.Hayuk	RB 75 L.Warford	ILB 55 S.Tulloch
RT 75 B.Budaga	MLB 57 J.Lathmore	RT 70 G.Raynolds	OLB 54 D.Lavy
TE 89 R.Rodgers	ROLB 56 J.Peppers	TE 87 B.Pettigrew	CB 81 R.Mattis
WR 18 A.Rodgers	LCB 37 S.Williams	WR 81 C.Johnson	CB 23 D.Slay
QB 12 A.Rodgers	SS 42 M.Burnett	QB 9 M.Stafford	CB 42 I.Abdull-Quddus
WR 27 Elaykin	FS 33 M.Hyde	RB 26 D.Carey	FS 27 G.Quinn
WR 11 J.Boykin	FS 45 J.Collins	S 26 D.Harris	S 26 D.Carey

GREEN BAY SUBSTITUTIONS — K 2 M.Crosby, P 8 T.Masthay, WR 17 D.Adams, S 21 H.Clinton-Dix, CB 24 J.Bush, RB 26 D.Harris, S 28 S.Rhodanson, CB 29 C.Hayward, FB 30 J.Kuhn, CB 31 A.Starks, RB 34 J.Starks, LB 51 S.Perry, LB 55 S.Barrington, LB 57 B.Goode, G 65 L.Taylor, T 78 D.Sherrod, TE 81 A.Quarless, TE 82 R.Bosick, RB 91 J.Elilott, DT 93 J.Boyd, LB/DE 56 M.Meal **DID NOT PLAY** — QB 10 M.Flynn, G 72 G.Gerhart. **INACTIVES** — OB 16 S.Tolzien, CB 39 D.Goodson, LB 54 C.Braddock, LB 59 B.Jones, DT 64 M.Pennell, WR 83 J.Janus

FIELD GOALS (made / & missed)

Visitor	Home	Total
1 / 7	2 / 0	3 / 7
7 / 7	5 / 5	12 / 12

GREEN BAY DEFENSIVE STATISTICS (official)

UT	A	TEL	TT	Sck	QBH	FF	FB	Int	PD
7	3	0	11	0-0	0	0	0	0-0	0
8	3	0	8	0-0	0	0	0	0-0	1
9	1	0	0	0-0	0	0	0	0-0	0
10	6	0	0	0-0	0	0	0	0-0	0
11	6	0	0	0-0	0	0	0	0-0	0
12	6	0	0	0-0	0	0	0	0-0	0
13	0	0	6	0-0	0	0	0	0-0	0
14	5	1	0	6-0	1	0	0	0-0	1
15	4	0	6	0-0	1	0	0	0-0	0
16	2	1	5	0-0	1	0	0	0-0	0
17	3	2	0	5-0	0	0	0	0-0	0
18	2	3	0	5-0	0	0	0	0-0	0
19	3	1	0	4-0	0	0	0	0-0	0
Totals	61	23	4	84	2-8	6	1	1-9	2-9

Green Bay Packers														Detroit Lions																			
RUSHING	ATT	YDS	AVG	LG	TD	PASSING	ATT	CMP	YDS	SK/YD	TD	LG	INT	RT	RUSHING	ATT	YDS	AVG	LG	TD	PASSING	ATT	CMP	YDS	SK/YD	TD	LG	INT	RT				
J.Starks	8	38	4.8	15	0	A.Rodgers	27	16	162	2/15	1	18	0	88.8	R.Bush	12	61	5.1	26	1	M.Stafford	34	22	246	2/8	0	52	2	61.6				
D.Harris	3	2	0.7	4	0	Total	27	16	162	2/15	1	18	0	88.8	J.Bell	15	33	2.2	5	0	Total	34	22	246	2/8	0	52	2	61.6				
Total	22	76	3.5	17	0	Total	27	16	162	2/15	1	18	0	88.8	T.Riddick	3	16	5.3	6	0	Total	34	22	246	2/8	0	52	2	61.6				
PASS RECEIVING	NO	YDS	AVG	LG	TD	PASS RECEIVING	NO	YDS	AVG	LG	TD	PASS RECEIVING	NO	YDS	AVG	LG	TD	PASS RECEIVING	NO	YDS	AVG	LG	TD	PASS RECEIVING	NO	YDS	AVG	LG	TD				
J.Nelson	5	59	11.8	18	0	A.Quarless	4	43	10.8	18	0	C.Johnson	6	82	13.7	26	0	C.Johnson	6	82	13.7	26	0	Ross	3	38	12.7	15	0				
R.Cobb	3	29	9.7	13	0	D.Adams	2	11	5.5	9	0	G.Rate	5	51	10.2	17	0	G.Rate	5	51	10.2	17	0	J.Ross	3	5	1.7	7	0				
D.Adams	3	11	3.7	9	0	J.Boyd	1	11	11.0	11	0	J.Ross	3	5	1.7	7	0	C.Fulmer	1	52	52.0	52	0	C.Fulmer	1	1	1.0	3	0				
E.Lacy	1	9	9.0	9	0	Total	16	162	10.1	18	1	Total	16	162	10.1	18	1	J.Fauria	1	3	3.0	3	0	Total	22	246	11.2	52	0				
Total	16	162	10.1	18	1	Total	16	162	10.1	18	1	Total	16	162	10.1	18	1	Total	22	246	11.2	52	0										
INTERCEPTIONS	NO	YDS	AVG	LG	TD	INTERCEPTIONS	NO	YDS	AVG	LG	TD	INTERCEPTIONS	NO	YDS	AVG	LG	TD	INTERCEPTIONS	NO	YDS	AVG	LG	TD	INTERCEPTIONS	NO	YDS	AVG	LG	TD				
H.Clinton-Dix	1	9	9.0	9	0	Total	1	9	9.0	9	0	Total	1	9	9.0	9	0	Total	1	9	9.0	9	0	Total	1	9	9.0	9	0				
D.House	1	0	0.0	0	0	Total	1	9	9.0	9	0	Total	1	9	9.0	9	0	Total	1	9	9.0	9	0	Total	1	9	9.0	9	0				
Total	2	9	4.5	9	0	Total	2	9	4.5	9	0	Total	2	9	4.5	9	0	Total	2	9	4.5	9	0	Total	2	9	4.5	9	0				
PUNTING	NO	YDS	AVG	NET	TB	IN20	PUNTING	NO	YDS	AVG	NET	TB	IN20	PUNTING	NO	YDS	AVG	NET	TB	IN20	PUNTING	NO	YDS	AVG	NET	TB	IN20	PUNTING	NO	YDS	AVG	NET	TB
Masthay	5	215	43.0	39.8	0	2	S.Martin	2	104	52.0	40.5	0	1	55	T.Martin	2	104	52.0	40.5	0	1	55	S.Martin	2	104	52.0	40.5	0	1	55			
Total	5	215	43.0	39.8	0	2	Total	5	215	43.0	39.8	0	2	48	Total	5	215	43.0	39.8	0	2	48	Total	5	215	43.0	39.8	0	2	48			
PUNT RETURNS	NO	YDS	AVG	FC	LG	TD	PUNT RETURNS	NO	YDS	AVG	FC	LG	TD	PUNT RETURNS	NO	YDS	AVG	FC	LG	TD	PUNT RETURNS	NO	YDS	AVG	FC	LG	TD						
R.Cobb	2	23	11.5	0	22	0	J.Ross	2	16	8.0	0	12	0	J.Ross	2	16	8.0	0	12	0	J.Ross	2	16	8.0	0	12	0						
Returns	2	23	11.5	0	22	0	Returns	2	23	11.5	0	22	0	Returns	2	23	11.5	0	22	0	Returns	2	23	11.5	0	22	0						
KICK RETURNS	NO	YDS	AVG	FC	LG	TD	KICK RETURNS	NO	YDS	AVG	FC	LG	TD	KICK RETURNS	NO	YDS	AVG	FC	LG	TD	KICK RETURNS	NO	YDS	AVG	FC	LG	TD						
D.Harris	2	51	25.5	0	26	0	J.Ross	2	56	28.0	0	34	0	J.Ross	2	56	28.0	0	34	0	J.Ross	2	56	28.0	0	34	0						
(f back)	2	0	0.0	0	0	0	(f back)	2	0	0.0	0	0	0	(f back)	2	0	0.0	0	0	0	(f back)	2	0	0.0	0	0	0						
Returns	2	51	25.5	0	26	0	Returns	2	51	25.5	0	26	0	Returns	2	51	25.5	0	26	0	Returns	2	51	25.5	0	26	0						
FUMBLES	Fum	Lost	Rec	Yds	TD	FF	Rec	Yds	TD	FF	Rec	Yds	TD	FUMBLES	Fum	Lost	Rec	Yds	TD	FF	Rec	Yds	TD	FUMBLES	Fum	Lost	Rec	Yds	TD				
E.Lacy	1	1	0	0	0	0	M.Stafford	1	1	0	0	0	0	M.Stafford	1	1	0	0	0	0	M.Stafford	1	1	0	0	0	0						
J.Peppers	0	0	0	0	1	1	N.Fairley	0	0	0	0	0	0	N.Fairley	0	0	0	0	0	0	N.Fairley	0	0	0	0	0	0						
Total	1	1	0	0	1	1	Total	1	1	0	0	1	1	Total	1	1	0	0	1	1	Total	1	1	0	0	1	1						

TOTAL FIRST DOWNS				Visitor	Home
By Rushing	14	21	6	Packers	Lions
By Passing	9	13	3	Packers	Lions
By Penalty	2	2	9	Packers	Lions
THIRD-DOWN EFFICIENCY	4-10-40%	11-18-61%	9	Packers	Lions
FOURTH-DOWN EFFICIENCY	0-1-0%	0-0-0%	2	Packers	Lions
TOTAL NET YARDS	223	353	13	Packers	Lions
Total Offensive Plays	51	74	23	Packers	Lions
Average gain per offensive play	4.4	4.8	5	Packers	Lions
NET YARDS RUSHING	76	115	13	Packers	Lions
Total Rushing Plays	22	38	17	Packers	Lions
Average gain per rushing play	3.5	3.0	15	Packers	Lions
Tackles for a loss-number and yards	4-10	3-10	11	Packers	Lions
NET YARDS PASSING	147	238	17	Packers	Lions
Times thrown -yards lost att. to pass	2-15	2-8	14	Packers	Lions
GROSS YARDS PASSING	162	246	15	Packers	Lions
Average gain per pass play	27-16-0	34-22-2	16	Packers	Lions
PASS ATT-COMP-INT	27-16-0	34-22-2</			

GREEN BAY 38, CHICAGO 17

Soldier Field, Sunday, Sept. 28, 2014. Attendance: 61,736. Time: 2:56. Weather: 70° F, Humidity: 67 percent, Wind: NE 3 mph

GAME 4

CHICAGO -- Aaron Rodgers urged Packers fans to relax. Maybe they will after this one. Rodgers threw for 302 yards and four touchdowns, and Green Bay shook off one of its worst offensive performances in years with a 38-17 victory over the Chicago Bears on Sunday afternoon.

The Packers (2-2) scored on their first six possessions to build a 38-17 lead. They racked up 358 yards after being held to 223, their lowest total since 2008, a week earlier in a 19-7 loss at Detroit.

They intercepted Jay Cutler twice in the third quarter to pull away from the Bears (2-2). That gave Green Bay five straight wins at Soldier Field, including the NFC title game four years ago and a playoffs-or-bust finale for both teams last season.

Rodgers called on Packers fans to take a deep breath during the week, and he gave them reason to exhale with this performance.

He had all the answers in this one.

Rodgers posted a 151.2 rating for the game, completing 22 of 28 passes, and had all the time he needed with five-time Pro Bowl defensive end Jared Allen sitting out because of an illness.

He threw two touchdown passes each to Randall Cobb and Jordy Nelson, and a fifth got called back by a penalty. That happened early in the third when a scrambling Rodgers got hit by at least one defender while unleashing an awkward, wobbly 34-yard pass that somehow connected with Davante Adams in the end zone.

Cobb had seven catches for 113 yards. Nelson had 10 receptions for 108 yards, and the Packers came away with the win despite allowing 496 yards.

The offenses were so effective - or the defenses struggled so badly - that neither team punted. That happened only once before in a regular-season NFL game, 22 years ago.

The Bears basically matched Green Bay score for score before Cutler threw those interceptions. He wound up passing for 256 yards and two TDs but fell to 1-10 lifetime against Green Bay, counting the 203 carries.

Martellus Bennett had nine catches for a career-high 134 yards, but Chicago came up short after back-to-back wins at San Francisco and the New York Jets.

Mason Crosby kicked a 53-yard field goal on the opening possession of the second half to extend the Packers' lead to 24-17 and things unraveled for the Bears after that. Chicago had the ball on the Green Bay 24 when Cutler hit cornerback Tramon Williams in the chest with a pass. The ball ricocheted to Clay Matthews, who returned it 45 yards. That led to an 11-yard scoring pass from Rodgers to Nelson, making it 31-17.

Another interception set up another TD for the Packers. This time, Brandon Marshall went long when Cutler expected him to cut back toward the quarterback.

The pass went tight to Sam Shields, who crossed the field on a 62-yard return to put the ball at the 11. Chicago's Jonathan Bostic got called for a hold, negating a field goal by Crosby for a 31-17 lead to the locker room after the two teams combined for 508 yards. Chicago missed a touchdown by inches when Bennett got stopped just short of the end zone on an 8-yard catch. Cutler thought Bennett reached across the goal line before getting taken down, but the ball was upfield after a replay.

Then, in the third quarter, Green Bay created some breathing room.

OFFICIALS — Referee: Terry McAulay (77); Umpire: Bryan Neale (92); Head Linesman: Greg Bradley (99); Line Judge: Tom Stephan (98); Side Judge: James Coleman (95); Field Judge: Dwyro Prieleau (109); Back Judge: Gregory Steed (12); Replay Official: Eamie Franzi

STARTING LINEUPS

Green Bay Packers

Offense	Defense
WR 87 Nelson	NT 98 Ligon
LT 69 D.Bakhtiari	DE 76 M.Daniels
LG 71 J.Ston	LB 36 J.Peppers
C 63 C.Linsley	LB 50 A.Hawk
RT 70 T.Lang	MLB 57 J.Lathmore
RG 75 B.Bullock	MLB 52 C.Matthews
TE 89 R.Rodgers	LCB 38 T.Williams
WR 18 R.Cobb	RCB 37 S.Shields
QB 12 A.Rodgers	SS 42 M.Burnett
RB 27 E.Lacy	FS 33 M.Hyde
TE 81 A.Quarless	FB 31 D.Huse

GREEN BAY SUBSTITUTIONS — K 2 M.Crosby, P 8 T.Mesheray, WR 17 D.Adams, S 21 H.Christon-Dix, CB 24 J.Bush, RB 26 D.Harris, S 28 S.Nichardson, CB 29 C.Heyward, FB 30 J.Kuhn, RB 44 S.Starks, LB 53 N.Perry, LB 58 S.Barrington, LB 61 B.Goode, DT 64 M.Memmel, G 65 L.Taylor, T 78 D.Sherrod, TE 82 R.Taylor, WR 83 J.Kuhn, TE 86 B.Bostock, LB 93 J.Boyd, DE 96 J.Jones, LB/DE 96 M.Neal, **DID NOT PLAY** — CB 10 M.Flynn, **INACTIVES** — WR 11 J.Boyd, CB 16 S.Stolzen, CB 39 D.Goodson, LB 54 C.Braddock, LB 59 B.Jones, C 72 G.Gerhart.

FIELD GOALS (made) (& missed)

Player	Attempts	Yards	Result
M.Crosby	2	53	388
Green Bay Packers	1	7	
Chicago Bears	1	10	

OT

Player	Attempts	Yards	Result
M.Crosby	0	0	
Green Bay Packers	0	0	
Chicago Bears	0	0	

GREEN BAY DEFENSIVE STATISTICS (press box)

Player	Att	Int	TD	Yards	Rate
M.Burnett	12	1	0	13	0.0
A.Hawk	10	3	0	13	0.0
J.Lathmore	2	4	0	6	0.0
H.Christon-Dix	5	0	0	6	0.0
T.Williams	5	0	0	5	0.0
M.Hyde	3	2	0	5	0.0
S.Shields	3	0	0	3	0.0
C.Heyward	2	1	0	3	0.0
D.Jones	2	0	0	1	0.0
M.Neal	2	0	0	2	0.0
Totals	54	14	2	68	1.4

Green Bay Packers

Player	Att	Yds	Avg	LG	TD
E.Lacy	17	48	2.8	10	1
A.Rodgers	1	8	8.0	8	0
Total	18	56	3.1	10	1

Chicago Bears

Player	Att	Yds	Avg	LG	TD
M.Forte	23	122	5.3	19	0
K.Carey	14	72	5.1	13	0
J.Cutler	3	29	9.7	15	0
A.Jeffery	1	12	12.0	12	0
Total	41	235	5.7	19	0

PASSING

Player	Att	Comp	Yds	SK/YD	TD	LG	Int	RT
A.Rodgers	28	22	302	1/0	4	46	0	151.2
Total	28	22	302	1/0	4	46	0	151.2

PASS RECEIVING

Player	No	Yds	Avg	LG	TD
J.Nelson	10	108	10.8	23	2
R.Cobb	7	113	16.1	46	2
R.Rodgers	2	52	26.0	43	0
D.Adams	1	18	18.0	15	0
E.Lacy	1	11	11.0	11	0
Total	22	302	13.7	46	4

INTERCEPTIONS

Player	No	Yds	Avg	LG	TD
S.Shields	1	62	62.0	62	0
C.Matthews	1	40	40.0	40	0
Total	2	102	51.0	62	0

PUNTING

Player	No	Yds	Avg	NET	TB	IN20	LG
Total	0	0	0.0	0.0	0	0	0

PUNT RETURNS

Player	No	Yds	Avg	FC	LG	TD
Total	0	0	0.0	0	0	0

KICK RETURNS

Player	No	Yds	Avg	FC	LG	TD
M.Hyde	2	47	23.5	0	25	0
D.Harris	1	20	20.0	0	20	0
Returns	3	67	22.3	0	25	0

FUMBLES

Player	Fum	Lost	Rec	Yds	TD	FF	Rec	Yds	TD	Bds
D.House	0	0	0	0	0	1	0	0	0	0
Total	0	0	0	0	0	1	0	0	0	0

PUNTING

Player	No	Yds	Avg	NET	TB	IN20	LG
Total	0	0	0.0	0.0	0	0	0

KICK RETURNS

Player	No	Yds	Avg	FC	LG	TD
R.Ross	2	43	21.5	0	22	0
(back)	5	0	0.0	0	0	0
Returns	2	43	21.5	0	22	0

FUMBLES

Player	Fum	Lost	Rec	Yds	TD	FF	Rec	Yds	TD	Bds
J.Cutler	2	0	0	0	0	0	0	0	0	0
A.Jeffery	1	0	0	0	0	0	0	0	0	0
Total	3	0	2	0	0	0	0	0	0	1

NET YARDS RUSHING

Player	Yds	Att	Avg
A.Rodgers	21	33	0.6
Total	21	33	0.6

NET YARDS PASSING

Player	Yds	Att	Avg
A.Rodgers	302	28	10.8
Total	302	28	10.8

NET YARDS TOTAL OFFENSE

Player	Yds	Att	Avg
A.Rodgers	323	30	10.8
Total	323	30	10.8

NET YARDS DEFENSE

Player	Yds	Att	Avg
A.Rodgers	56	18	3.1
Total	56	18	3.1

NET YARDS DIFFERENCE

Player	Yds	Att	Avg
A.Rodgers	246	12	20.5
Total	246	12	20.5

NET YARDS PER PLAY

Player	Yds	Att	Avg
A.Rodgers	10.8	28	10.8
Total	10.8	28	10.8

NET YARDS PER PLAY (per 100)

Player	Yds	Att	Avg
A.Rodgers	108	280	10.8
Total	108	280	10.8

NET YARDS PER PLAY (per 100)

Player	Yds	Att	Avg
A.Rodgers	56	180	3.1
Total	56	180	3.1

NET YARDS PER PLAY (per 100)

Player	Yds	Att	Avg
A.Rodgers	323	300	10.8
Total	323	300	10.8

NET YARDS PER PLAY (per 100)

Player	Yds	Att	Avg
A.Rodgers	56	180	3.1
Total	56	180	3.1

NET YARDS PER PLAY (per 100)

Player	Yds	Att	Avg
A.Rodgers	323	300	10.8
Total	323	300	10.8

NET YARDS PER PLAY (per 100)

Player	Yds	Att	Avg
A.Rodgers	56	180	3.1
Total	56	180	3.1

NET YARDS PER PLAY (per 100)

Player	Yds	Att	Avg
A.Rodgers	323	300	10.8
Total	323	300	10.8

NET YARDS PER PLAY (per 100)

Player	Yds	Att	Avg
A.Rodgers	56	180	3.1
Total	56	180	3.1

NET YARDS PER PLAY (per 100)

Player	Yds	Att	Avg
A.Rodgers	323	300	10.8
Total	323	300	10.8

NET YARDS PER PLAY (per 100)

Player	Yds	Att	Avg
A.Rodgers	56	180	3.1
Total	56	180	3.1

NET YARDS PER PLAY (per 100)

Player	Yds	Att	Avg
A.Rodgers	323	300	10.8
Total	323	300	10.8

NET YARDS PER PLAY (per 100)

Player	Yds	Att	Avg
A.Rodgers	56	180	3.1
Total	56	180	3.1

NET YARDS PER PLAY (per 100)

Player	Yds	Att	Avg
A.Rodgers	323	300	10.8
Total	323	300	10.8

NET YARDS PER PLAY (per 100)

Player	Yds	Att	Avg
A.Rodgers	56	180	3.1
Total	56	180	3.1

NET YARDS PER PLAY (per 100)

Player	Yds	Att	Avg
A.Rodgers	323	300	10.8
Total	323	300	10.8

NET YARDS PER PLAY (per 100)

Player	Yds	Att	Avg
A.Rodgers	56	180	3.1
Total	56	180	3.1

NET YARDS PER PLAY (per 100)

Player	Yds	Att	Avg
A.Rodgers	323	300	10.8
Total	323	300	10.8

NET YARDS PER PLAY (per 100)

Player	Yds	Att	Avg
A.Rodgers	56	180	3.1
Total	56	180	3.1

NET YARDS PER PLAY (per 100)

Player	Yds	Att	Avg
A.Rodgers	323	300	10.8
Total	323		



GREEN BAY 42, MINNESOTA 10

Lambeau Field, Thursday, Oct. 2, 2014. Attendance: 78,054. Time: 3:02. Weather: 62° F. Humidity: 98 percent. Wind: E 6 mph

GAME 5

GREEN BAY VIKES - Julius Peppers crossed the goal line and caught his breath. But he wasn't done after returning an interception 49 yards for a touchdown. Teammate Morgan Burnett pointed to the stands - time for Peppers' first lamb chop.

Peppers had the highlight-reel play in the second quarter after picking off a pass over the middle from Christian Ponder, who was hit by tackle Luther Robinson as he released the throw. The 34-year-old Peppers veered left across the field and waited for blocks before striding the final 10 yards along the sideline to make it 21-0 with 7:06 left in the second quarter.

Peppers became the first player in NFL history with 100 sacks and 10 interceptions out with a sprained left ankle. Ponder struggled in getting the start at quarterback with rookie Teddy Bridgewater, setting up Rodgers' 11-yard scoring pass to Davante Adams to give Green Bay a four-touchdown lead with 4:55 left in the first half.

The rest of the game was a mere formality. Fans took delight in shoving former Green Bay receiver Greg Jennings with boos whenever he touched the ball. Jennings finished with two catches for 31 yards. Rodgers was 12 of 17 for 156 yards.

The Packers' struggling running game also got back on track, with LaJay Robinson for touchdowns on back-to-back drives in the third quarter. He barreled over safety Robert Blanton into the end zone on his second score, from 10 yards out.

In contrast, Minnesota rarely advanced past midfield. Its only venture across the 50 in the first half ended with Burnett forcing Matt Asiata to fumble after an 11-yard run, and Casey Hayward recovered the Vikings' third consecutive turnover.

Under pressure much of the night, Minnesota could rarely get anything going through the air until late with the game well in hand. Ponder was 22 of 44 for 222 yards.

Green Bay finished with six sacks, including 1.5 apiece for Mike Daniels and former Viking Letroy Guion. The Vikings finally broke the snafu on Ponder's 6-yard touchdown run on the first play of the fourth quarter. But they still trailed 42-7.

Table with columns: Rushing, Passing, Punting, Net Yards Rushing, etc. for Minnesota Vikings and Green Bay Packers.

Table with columns: Total Offense, Total Defense, Total Net Yards, etc. for Minnesota Vikings and Green Bay Packers.

Table with columns: Total Rushing, Total Passing, Total Punting, etc. for Minnesota Vikings and Green Bay Packers.

Table with columns: Total Offense, Total Defense, Total Net Yards, etc. for Minnesota Vikings and Green Bay Packers.

Table with columns: Total Rushing, Total Passing, Total Punting, etc. for Minnesota Vikings and Green Bay Packers.



GREEN BAY 53, PHILADELPHIA 20

Lambeau Field, Sunday, Nov. 16, 2014.

Attendance: 78,270. Time: 3:04. Weather: 28° F, Humidity: 72 percent, Wind: SW 13 mph



GREEN BAY - Aaron Rodgers handed off to Eddie Lacy, lined and started logging to the sideline before his running back had crossed the goal line for a 1-yard touchdown. It was as if the Green Bay quarterback knew what was going to happen. Just another first-half score and the early lead for the Packers at Lambeau Field.

Rodgers passed for 341 yards and three touchdowns. Lacy accounted for two scores, and the Packers defense stifled the high-octane Philadelphia Eagles for a 35-20 win Sunday.

The Packers (7-3) drew out another opponent in the cold comfort of home after a last year.

The matchup of NFC contenders quickly turned lopsided after Green Bay's 30-0 halftime lead. Rodgers threw for two touchdowns in the first half, while Michael Hyde scored on a 25-yard punt return.

Julius Peppers finished off the Eagles by returning Mark Sanchez's pass 52 yards for a 39-6 lead in the third quarter, the second interception return for a score this season for the veteran.

Philadelphia (7-3) was held to 11 points below its NFC-leading scoring average by a Packers defense rejuvenated since Matthews started getting more time at inside linebacker. Matthews finished with five sacks and a sack after rushing from his traditional outside spot mandated to Sanchez.

Then day's offense was in good hands again with Rodgers, who threw for Brady's NFL record of 265 straight passes at the moment without an interception. Rodgers finished 22 of 36.

The Packers set another record by putting up at least 20 points in a first half for the fourth straight home game. They've outscored opponents 128-9 before halftime during that stretch.

Playing with big leads allows the Packers defense to focus on the pass and home in an opposing quarterback's.

Sanchez topped in the second start since taking over for the injured Nick Foles. He was 26 of 44 for 340 yards with two touchdowns and two interceptions.

To make things worse, Sanchez couldn't control a high snap out of the shotgun with an empty backfield in the fourth quarter. Cornerback Casey Hayward scooped up the loose ball and logged 49 yards and the end zone with an escort of two blockers to make it 35-10.

The Packers' safety took Sanchez under with sacks on Philadelphia's first three drives.

It was the Eagles' worst sack tally since 2009 when they were a 5-2-20 thrashing at Denver in Week 4 last season, and Kelly is now the only coach in team history to allow 30 points twice.

The Eagles finally reached the end zone after Sanchez hit receiver Jordan Matthews for a 10-yard touchdown pass to make it 39-13 with 2:21 left in the third quarter.

Rodgers found Jordy Nelson streaking down the right sideline for a 64-yard completion on the game's third play from scrimmage - the pass attempt that allowed Rodgers to peak Brady's record.

Rodgers hit Deangelo Adams for a 6-yard touchdown catch late in the first quarter. Nelson handled in a 27-yard scoring pass with 10:39 left in the second, making the grab while delicately reaving the sideline near the pylon to make it 24-3.

OFFICIALS - Referee: Carl Chambers (61); Umpire: Underly West (96); Head Linesman: Kent Payne (79); Line Judge: Jeff Seman (45); Side Judge: Laird Hayes (125); Field Judge: Brad Freeman (68); Back Judge: Todd Pritchko (30); Replay Official: Charles Stewart

Philadelphia Eagles		Green Bay Packers	
Offense	Defense	Offense	Defense
WR 14 R.Cooper	DE 91 F.Fox	WR 87 J.Nelson	NT 98 L.Guion
LT 71 J.Peters	NT 96 B.Logan	WR 17 D.Adams	RDE 76 M.Daniels
LG 69 E.Matthews	DE 72 C.Thornton	LT 69 D.Bakhtiari	LOLB 56 J.Pappers
C 62 J.Kelce	OLB 98 C.Barvain	LG 71 J.Shton	BLB 50 A.Hawk
RG 64 M.Tobin	ILB 50 C.Matthews	C 63 C.Linsley	MLB 52 C.Matthews
RT 65 L.Johnson	ILB 95 M.Kendricks	RB 95 M.Perry	ROLB 53 N.Perry
TE 87 B.Coak	OLB 58 T.Coak	RT 75 B.Blalock	LOB 38 T.Williams
WR 18 J.MacIn	CB 24 B.Hatcher	TE 81 A.Quarless	RQB 37 S.Shields
WR 81 J.Matthews	CB 26 C.Williams	WR 18 R.Cobb	SS 33 M.Hyde
QB 3 M.Sanchez	S 29 N.Allen	QB 12 A.Rodgers	SS 42 A.Rodgers
RB 25 L.McCoy	S 27 M.Jenkins	RB 27 E.Lacy	FS 21 H.Clinton-Dix

GREEN BAY SUBSTITUTIONS - K 2 M.Crosby, P 8 T.Masberry, QB 10 M.Flynn, WR 11 J.Boivin, CB 24 J.Bush, RB 26 D.Harris, 28 S.Richardson, CB 29 C.Haward, FB 30 J.Kuhn, CB 31 D.House, RB 44 J.Starks, LB 55 S.Barrington, LB 59 B.Jones, LS 61 B.Goode, DT 64 M.Pennel, LB 70 L.Faylor, C 72 G.Garhart, OG 73 J.Trester, TE 80 J.Perrillo, TE 89 R.Sharpton, DT 93 J.Boyd, DE 95 D.Jones, LB/DE 96 M.Veal. **INACTIVES** - QB 16 S.Tolzhen, CB 39 D.Goodson, LB 54 C.Braddock, WR 83 J.Janis, TE 86 B.Bosnick, LB 91 J.Elliott, DT 97 L.Robinson.

FIELD GOALS (made / & missed)

Philadelphia Eagles	1	0	6	3	7	4	0	0
Green Bay Packers	17	13	9	9	14	7	0	0

Team	Qtr	Time	Play Description (Extra Point) (Drive Info)	Yds	Vis	Home	Total
Packers	1	12:58	M.Crosby 27 yd. Field Goal (7-5, 2:02)	0	0	0	3
Packers	1	3:33	D.Adams 5 yd. pass from A.Rodgers (M.Crosby Kick) (13-88, 6:47)	5	10	0	10
Packers	1	2:00	M.Hyde 75 yd. punt return (M.Crosby Kick)	0	17	0	17
Eagles	2	13:08	C.Parkey 33 yd. Field Goal (10-44, 3:52)	0	11	0	11
Packers	2	10:39	J.Nelson 27 yd. pass from A.Rodgers (M.Crosby Kick) (6-80, 2:29)	3	24	0	24
Packers	2	2:00	E.Lacy 1 yd. run (kick aborted) (10-80, 5:43)	0	30	0	30
Packers	3	7:53	C.Parkey 33 yd. Field Goal (9-45, 2:00)	0	30	0	30
Packers	3	7:00	M.Crosby 33 yd. Field Goal (9-48, 4:21)	0	33	0	33
Packers	3	5:56	J.Peppers 52 yd. interception return (kick blocked)	6	39	0	39
Packers	3	2:21	J.Matthews 10 yd. pass from M.Sanchez (C.Parkey Kick) (10-80, 3:35)	13	52	0	52
Eagles	3	2:21	E.Lacy 32 yd. pass from A.Rodgers (M.Crosby Kick) (6-80, 2:41)	13	46	0	46
Packers	4	14:40	C.Haward 49 yd. punt return (M.Crosby Kick) (10-80, 3:19)	0	46	0	46
Eagles	4	7:20	J.MacIn 20 yd. pass from M.Sanchez (C.Parkey Kick) (10-80, 3:19)	13	59	0	59

RUSHING	Philadelphia Eagles				Green Bay Packers						
	ATT	YDS	AVG	LG	ATT	YDS	AVG	LG			
L.McCoy	23	88	3.8	13	10	69	6.9	37			
D.Sproles	3	21	10.5	13	3	32	10.7	16			
M.Sanchez	3	0	0.0	0	8	3	0.4	0			
C.Poik	3	0	0.0	3	3	3.0	3	0			
Total	31	109	3.5	13	25	110	4.4	37			
PASSING	ATT	CMP	YDS	SK/YD	TD	LG	IN	RT			
M.Sanchez	44	26	346	3/26	2	40	2	80.3			
Total	44	26	346	3/26	2	40	2	80.3			
PASS RECEIVING	NO	YDS	AVG	LG	TD	LG	TD				
J.MacIn	9	93	10.3	26	1	1	1				
M.Hyde	5	107	21.4	21	0	0	0				
J.Nelson	4	55	13.8	22	0	0	0				
E.Lacy	4	39	9.8	14	0	0	0				
R.Cooper	4	23	5.8	16	0	0	0				
D.Sproles	1	18	18.0	18	0	0	0				
L.McCoy	1	11	11.0	11	0	0	0				
B.Coak	1	11	11.0	11	0	0	0				
Total	26	346	13.3	40	2	40	2				
INTERCEPTIONS	NO	YDS	AVG	LG	TD	LG	TD				
J.Peppers	1	52	52.0	52	1	52	1				
T.Williams	1	2	2.0	2	0	2	0				
Total	2	54	27.0	52	1	52	1				
PUNTING	NO	YDS	AVG	NET	TB	IN20	LG				
D.Jones	4	159	39.8	16.0	1	1	50				
Total	4	159	39.8	16.0	1	1	50				
PUNT RETURNS	NO	YDS	AVG	FC	LG	TD	LG				
D.Sproles	1	6	6.0	0	6	0	6				
Total	4	159	39.8	16.0	1	1	50				
KICK RETURNS	NO	YDS	AVG	FC	LG	TD	LG				
C.Poik	4	89	22.3	0	27	0	27				
(Tack)	6	0	0.0	0	0	0	0				
Returns	4	89	22.3	0	27	0	27				
FUMBLES	Fum	Lost	Rec	Yds	TD	FF	Opp	Yds	TD	Bds	Out
M.Sanchez	3	2	1	-25	0	0	0	0	0	0	0
C.Poik	1	0	0	0	0	0	0	0	0	0	0
B.Smith	0	0	1	6	0	0	0	0	0	0	0
V.Curry	0	0	0	0	0	1	0	0	0	0	0
Total	4	2	2	-19	0	1	0	0	0	0	0
TOTAL FIRST DOWNS	By Rushing		By Passing		By Penalty		By Kickoffs		By Punt		
Philadelphia Eagles	22	25	17	0	1	0	0	0	0		
Green Bay Packers	25	18	1	0	0	0	0	0	0		
TOTAL NET YARDS	Philadelphia Eagles		Green Bay Packers								
Philadelphia Eagles	429	475	429	475							
Green Bay Packers	78	64	78	64							
TOTAL NET YARDS PER PLAY	Philadelphia Eagles		Green Bay Packers								
Philadelphia Eagles	5.9	7.4	5.9	7.4							
Green Bay Packers	1.1	1.1	1.1	1.1							
TOTAL NET YARDS PER PLAY PER OFFENSIVE PLAY	Philadelphia Eagles		Green Bay Packers								
Philadelphia Eagles	1.1	1.1	1.1	1.1							
Green Bay Packers	0.5	0.5	0.5	0.5							
TOTAL NET YARDS PER PLAY PER DEFENSIVE PLAY	Philadelphia Eagles		Green Bay Packers								
Philadelphia Eagles	0.5	0.5	0.5	0.5							
Green Bay Packers	1.1	1.1	1.1	1.1							
TOTAL NET YARDS PER PLAY PER INTERCEPTION	Philadelphia Eagles		Green Bay Packers								
Philadelphia Eagles	26.5	26.5	26.5	26.5							
Green Bay Packers	52.0	52.0	52.0	52.0							
TOTAL NET YARDS PER PLAY PER INTERCEPTION RETURN	Philadelphia Eagles		Green Bay Packers								
Philadelphia Eagles	26.5	26.5	26.5	26.5							
Green Bay Packers	52.0	52.0	52.0	52.0							
TOTAL NET YARDS PER PLAY PER PUNT RETURN	Philadelphia Eagles		Green Bay Packers								
Philadelphia Eagles	3.0	3.0	3.0	3.0							
Green Bay Packers	6.0	6.0	6.0	6.0							
TOTAL NET YARDS PER PLAY PER KICK RETURN	Philadelphia Eagles		Green Bay Packers								
Philadelphia Eagles	3.0	3.0	3.0	3.0							
Green Bay Packers	6.0	6.0	6.0	6.0							
TOTAL NET YARDS PER PLAY PER FUMBLE RETURN	Philadelphia Eagles		Green Bay Packers								
Philadelphia Eagles	0.0	0.0	0.0	0.0							
Green Bay Packers	0.0	0.0	0.0	0.0							
TOTAL NET YARDS PER PLAY PER PUNT RETURN	Philadelphia Eagles		Green Bay Packers								
Philadelphia Eagles	3.0	3.0	3.0	3.0							
Green Bay Packers	6.0	6.0	6.0	6.0							
TOTAL NET YARDS PER PLAY PER KICK RETURN	Philadelphia Eagles		Green Bay Packers								
Philadelphia Eagles	3.0	3.0	3.0	3.0							
Green Bay Packers	6.0	6.0	6.0	6.0							
TOTAL NET YARDS PER PLAY PER FUMBLE RETURN	Philadelphia Eagles		Green Bay Packers								
Philadelphia Eagles	0.0	0.0	0.0	0.0							
Green Bay Packers	0.0	0.0	0.0	0.0							
TOTAL NET YARDS PER PLAY PER INTERCEPTION	Philadelphia Eagles		Green Bay Packers								
Philadelphia Eagles	26.5	26.5	26.5	26.5							
Green Bay Packers	52.0	52.0	52.0	52.0							
TOTAL NET YARDS PER PLAY PER INTERCEPTION RETURN	Philadelphia Eagles		Green Bay Packers								
Philadelphia Eagles	26.5	26.5	26.5	26.5							
Green Bay Packers	52.0	52.0	52.0	52.0							
TOTAL NET YARDS PER PLAY PER PUNT RETURN	Philadelphia Eagles		Green Bay Packers								
Philadelphia Eagles	3.0	3.0	3.0	3.0							
Green Bay Packers	6.0	6.0	6.0	6.0							
TOTAL NET YARDS PER PLAY PER KICK RETURN	Philadelphia Eagles		Green Bay Packers								
Philadelphia Eagles	3.0	3.0	3.0	3.0							
Green Bay Packers	6.0	6.0	6.0	6.0							
TOTAL NET YARDS PER PLAY PER FUMBLE RETURN	Philadelphia Eagles		Green Bay Packers								
Philadelphia Eagles	0.0	0.0	0.0	0.0							
Green Bay Packers	0.0	0.0	0.0	0.0							
TOTAL NET YARDS PER PLAY PER PUNT RETURN	Philadelphia Eagles		Green Bay Packers								
Philadelphia Eagles	3.0	3.0	3.0	3.0							
Green Bay Packers	6.0	6.0	6.0	6.0							
TOTAL NET YARDS PER PLAY PER KICK RETURN	Philadelphia Eagles		Green Bay Packers								
Philadelphia Eagles	3.0	3.0	3.0	3.0							
Green Bay Packers	6.0	6.0	6.0	6.0							
TOTAL NET YARDS PER PLAY PER FUMBLE RETURN	Philadelphia Eagles		Green Bay Packers								
Philadelphia Eagles	0.0	0.0	0.0	0.0							
Green Bay Packers	0.0	0.0	0.0	0.0							
TOTAL NET YARDS PER PLAY PER INTERCEPTION	Philadelphia Eagles		Green Bay Packers								
Philadelphia Eagles	26.5	26.5	26.5	26.5							
Green Bay Packers	52.0	52.0	52.0	52.0							
TOTAL NET YARDS PER PLAY PER INTERCEPTION RETURN	Philadelphia Eagles		Green Bay Packers								
Philadelphia Eagles	26.5	26.5	26.5	26.5							
Green Bay Packers	52.0	52.0	52.0	52.0							
TOTAL NET YARDS PER PLAY PER PUNT RETURN	Philadelphia Eagles		Green Bay Packers								
Philadelphia Eagles	3.0	3.0	3.0	3.0							
Green Bay Packers	6.0	6.0	6.0	6.0							
TOTAL NET YARDS PER PLAY PER KICK RETURN	Philadelphia Eagles		Green Bay Packers								
Philadelphia Eagles	3.0	3.0	3.0	3.0							
Green Bay Packers	6.0	6.0	6.0	6.0							
TOTAL NET YARDS PER PLAY PER FUMBLE RETURN	Philadelphia Eagles		Green Bay Packers								
Philadelphia Eagles	0.0	0.0	0.0	0.0							
Green Bay Packers	0.0	0.0	0.0	0.0							
TOTAL NET YARDS PER PLAY PER INTERCEPTION	Philadelphia Eagles		Green Bay Packers								
Philadelphia Eagles	26.5	26.5	26.5	26.5							
Green Bay Packers	52.0	52.0	52.0	52.0							
TOTAL NET YARDS PER PLAY PER INTERCEPTION RETURN	Philadelphia Eagles		Green Bay Packers								
Philadelphia Eagles	26.5	26.5	26.5	26.5							
Green Bay Packers	52.0	52.0	52.0	52.0							
TOTAL NET YARDS PER PLAY PER PUNT RETURN	Philadelphia Eagles		Green Bay Packers								
Philadelphia Eagles	3.0	3.0	3.0	3.0							
Green Bay Packers	6.0	6.0	6.0	6.0							
TOTAL NET YARDS PER PLAY PER KICK RETURN	Philadelphia Eagles		Green Bay Packers								
Philadelphia Eagles	3.0	3.0	3.0	3.0							
Green Bay Packers	6.0	6.0	6.0	6.0							
TOTAL NET YARDS PER PLAY PER FUMBLE RETURN	Philadelphia Eagles		Green Bay Packers								
Philadelphia Eagles	0.0	0.0	0.0	0.0							
Green Bay Packers	0.0	0.0	0.0	0.0							
TOTAL NET YARDS PER PLAY PER INTERCEPTION	Philadelphia Eagles		Green Bay Packers								
Philadelphia Eagles	26.5	26.5	26.5	26.5							
Green Bay Packers	52.0	52.0	52.0	52.0							
TOTAL NET YARDS PER PLAY PER INTERCEPTION RETURN	Philadelphia Eagles		Green Bay Packers								
Philadelphia Eagles	26.5	26.5	26.5	26.5							
Green Bay Packers	52.0	52.0	52.0	52.0							
TOTAL NET YARDS PER PLAY PER PUNT RETURN	Philadelphia Eagles		Green Bay Packers								
Philadelphia Eagles	3.0	3.0	3.0	3.0							
Green Bay Packers	6.0	6.0	6.0	6.0							
TOTAL NET YARDS PER PLAY PER KICK RETURN	Philadelphia Eagles		Green Bay Packers								
Philadelphia Eagles	3.0	3.0	3.0	3.0							
Green Bay Packers	6.0	6.0	6.0	6.0							
TOTAL NET YARDS PER PLAY PER FUMBLE RETURN	Philadelphia Eagles		Green Bay Packers								
Philadelphia Eagles	0.0	0.0	0.0	0.0							
Green Bay Packers	0.0	0.0	0.0	0.0							



GREEN BAY 24, MINNESOTA 21

TCF Bank Stadium, Sunday, Nov. 23, 2014. Attendance: 52,386. Time: 2:57. Weather: 49° F, Cloudy



MINNEAPOLIS — The ground game with Eddie Lacy was working so well for Green Bay that Aaron Rodgers wanted a running play to try to put Minnesota away. Lacy and the offensive line delivered a 4-yard run on third-and-2 to take the clock to the two-minute warning, and one more first down sealed a 24-21 victory for the Packers on Sunday.

Rodgers gave Green Bay his usual confident, accurate, productive game, but the biggest lift came from Lacy in the form of 125 yards on 25 powerful carries. Rodgers threw two touchdown passes and again avoided a turnover while the Packers' (8-3) moved into sole possession of first place in the NFC North. Lacy scored twice, on a run in the first quarter and a catch in the fourth quarter. The Vikings (4-7) cut the lead to three with 3:23 remaining on Teddy Bridgewater's second touchdown pass of the afternoon.

Vikings coach Mike Zimmer said he should've called for an outside kick from the 50-yard line, after a roughing-the-passer penalty on the Packers during the previous play.

Three of Lacy's six 100-yard games have come against the Vikings, and none of his carries were more demoralizing than those gains of 3, 5, 4, 5 and 10 yards when the Packers got the ball back late in this game.

He did all that stick, too. Lacy left the locker room without speaking to reporters because he was ill, the Packers said.

The first game beat Philadelphia 53-20 and Chicago 55-14 the last two games, so this was quite the contrast. The weather was a nonfactor at 49 degrees at kickoff.

Green Bay head coach Mike McCarthy passed Vince Lombardi for second place on Green Bay's all-time regular season wins list. He raised his record to 90-48-1, including 14-4-1 with five seasons sweeps against the Vikings since arriving in 2006. The Packers are 9-1-1 against their border-state rival in the last 11 games.

Bridgewater finished 21 for 37 for 210 yards and an interception. He ran for 32 yards on five attempts, too, but far too many of his passes were off the mark. Bridgewater hit Greg Jennings on a short crossing pattern and Charles Johnson on the same play for the two-point conversion that pulled the Vikings within three at 24-21, and he found Johnson from 22 yards out in the second quarter to tie the game at 7.

But after the third of four Packers punts, Bridgewater's throw to Jennings sailed again into traffic where Michael Hyde made a leaping interception before landing hard on his back at his own 47.

Rodgers needed only four plays to put the Packers back in the end zone. He rolled to his right and heaved a high throw across the entire width of the field to tight end Richard Rodgers standing alone in the far corner.

The Packers put up halftime scores the last two games found more often in video games, 30-6 over the Eagles and 42-0 against the Bears, so the Vikings had to be satisfied with a 14-10 deficit and the ball to start the third quarter. The rally was that better quarterback play could have given them a comfortable lead by that point.

Stopping the run has been a problem, too. For all the success the Vikings had covering Randall Cobb and Jordy Nelson, holding them each under 100 yards for only the fourth time this season, Lacy was simply too much for them to handle.

OFFICIALS — Referee: Cleo Bakeman (34); Umpire: Ryan Fowler (71); Head Linesman: Tony Veteri (89); Line Judge: Ron Martinucci (107); Side Judge: Rick Patterson (15); Field Judge: David Meslow (118); Back Judge: Steve Patrick (17); Replay Official: Richard Reers

STARTING LINEUPS

Green Bay Packers

WR	87	J.Nelson	DE	93	J.Boyd	WR	12	C.H.Johnson	LE	96	B.Rodriguez
LT	69	D.Bakhtiari	NT	98	L.Gilson	LT	75	M.Kaill	DT	93	S.Stephenson
LG	71	J.Sithon	RDE	10	M.Daniels	RDE	74	C.Johnson	LG	65	J.Loseph
C	63	K.Linsley	LOB/L	96	M.Neal	C	65	J.Sullivan	RE	97	E.Griffin
RG	70	T.Lang	BLB	50	A.Hawk	RG	61	J.Berger	WLB	52	C.Greenway
RT	75	B.Obama	MLB	52	C.Mattews	RT	71	P.Loadholt	SLB	55	A.Abar
WR	18	R.Cobb	ROLB	38	T.Williams	TE	85	J.Elliott	LCB	24	C.Munneerlyn
WR	17	D.Adams	RCB	37	S.Sheids	WR	15	G.Jennings	RCB	29	X.Rhodes
QB	12	A.Rodgers	SS	42	M.Burnett	QB	5	T.Johnson	CB	21	J.Robinson
RB	30	J.Kluj	FS	21	H.Chilton-Dix	HB	82	K.Rudolph	SS	36	R.Blanon
WR	27	J.Kluj	FS	21	H.Chilton-Dix	HB	31	J.Mackinnon	FS	22	H.Smith

GREEN BAY SUBSTITUTIONS

— K 2 M Crosby, P 8 T Masthay, WR 11 J Boykin, RB 26 D Harris, S 28 S Richardson, CB 29 C Hayward, CB 31 D House, DB 33 M Hyde, CB 39 D Goodson, RB 44 J Starks, LB 57 J Lattimore, LB 58 S Barrington, LB 59 B Jones, LS 61 B Goode, DT 64 M Pennel, LG 65 L Taylor, CG 73 J Treiter, TE 81 A Quaress, TE 89 R Rodgers, LB 91 J Elliott, DE 95 J Jolley, DT 97 L Robinson.

DID NOT PLAY — 08 10 M Flynn. **INACTIVES** — 08 16 S Totzen, CB 24 J Bush, LB 53 N Perry, LB 54 C Bradford, C 72 G Gerhart, WR 83 J Liams, TE 86 D Boskick.

FIELD GOALS (made / & missed)

VISITOR	Green Bay Packers	Home	Minnesota Vikings
UT	1	2	3
ATT	1	2	3
TIME	1:34	1:34	1:34

GREEN BAY DEFENSIVE STATISTICS (official)

UT	A TEL	IT	SK	QBH	FF	FR	INT	PD
8	1	0	9	0	0	0	0	0
H.Chilton-Dix	8	0	8	0	0	0	0	0
A.Hawk	4	3	0	7	0	0	0	0
J.Boyd	3	1	2	4	0	0	0	0
C.Mattews	2	2	0	4	0	0	0	0
J.Peppers	2	2	0	4	0	0	0	0
M.Hyde	3	0	0	3	1	7	0	0
T.Williams	3	0	0	3	0	0	0	0
M.Neal	2	1	0	3	0	0	0	0

Green Bay Packers	ATT	CMP	YDS	SK/YD	TD	LG	IN	RT
E.Lacy	25	125	5.0	18	1	18	0	0
A.Rodgers	6	34	5.7	16	0	16	0	0
J.Starks	1	-4	-4.0	-4	0	-4	0	0
Total	32	155	4.8	18	1	18	0	0

Minnesota Vikings	ATT	CMP	YDS	SK/YD	TD	LG	IN	RT
J.Mckinnon	15	54	3.6	11	0	11	0	0
T.Bridgewater	5	32	6.4	10	0	10	0	0
J.Barnard	5	26	5.2	8	0	8	0	0
Total	25	112	4.5	11	0	11	0	0

Green Bay Packers	NO	YDS	AVG	LG	TD
J.Nelson	8	68	8.5	14	0
R.Cobb	4	38	9.5	13	0
A.Quaress	2	30	15.0	15	0
E.Lacy	2	13	6.5	10	0
D.Adams	1	9	9.0	10	0
J.Kluj	1	1	1.0	1	0
R.Rodgers	1	1	1.0	1	0
Total	19	209	11.0	34	2

Minnesota Vikings	NO	YDS	AVG	LG	TD
G.Jennings	4	38	9.5	13	1
C.H.Johnson	3	30	10.0	21	1
K.Rudolph	3	50	16.7	23	1
J.Barnard	3	19	6.3	7	0
J.Mckinnon	3	19	6.3	10	0
C.Patterson	2	18	9.0	9	0
R.Elliott	2	11	5.5	6	0
C.Ford	1	1	1.0	1	0
Total	21	113	13.0	23	2

Green Bay Packers	NO	YDS	AVG	NET	TB	INT	NO	YDS	AVG	LG	TD
T.Masthay	4	189	47.3	41.0	0	2	47	473	10.1	23	0
Total	4	189	47.3	41.0	0	2	47	473	10.1	23	0

Minnesota Vikings	NO	YDS	AVG	NET	TB	INT	NO	YDS	AVG	LG	TD
J.Lodge	4	179	44.8	39.0	0	3	54	179	44.8	39.0	0
Total	4	179	44.8	39.0	0	3	54	179	44.8	39.0	0

Green Bay Packers	NO	YDS	AVG	FC	LG	TD
M.Hyde	2	20	10.0	0	17	0
R.Cobb	1	3	3.0	1	3	0
Returns	3	23	7.7	1	17	0
Total	6	46	7.7	2	37	0

Minnesota Vikings	NO	YDS	AVG	FC	LG	TD
M.Stevens	1	5	5.0	1	5	0
(downed)	2	0	0.0	0	0	0
Returns	1	5	5.0	1	5	0
Total	4	10	2.5	2	10	0

Green Bay Packers	Fum	Lost	Rec	Yds	TD	FF	Rec	Yds	TD	Bds	Out
J.Starks	1	0	0	0	0	0	0	0	0	0	0
J.Nelson	0	0	1	0	0	0	0	0	0	0	0
Total	1	0	1	0	0	0	0	0	0	0	0

Minnesota Vikings	Fum	Lost	Rec	Yds	TD	FF	Rec	Yds	TD	Bds	Out
A.Barr	0	0	0	0	0	1	0	0	0	0	0
Total	0	0	0	0	0	1	0	0	0	0	0

Green Bay Packers	Total	Visitor	Home
TOTAL FIRST DOWNS	24	20	24
By Rushing	11	7	11
By Passing	10	11	11
By Penalty	3	2	2

Minnesota Vikings	Total	Visitor	Home
TOTAL FIRST DOWNS	24	20	24
By Rushing	11	7	11
By Passing	10	11	11
By Penalty	3	2	2

Green Bay Packers	Total	Visitor	Home
TOTAL NET YARDS	308	308	308
Total Offensive Plays	62	64	64
Average gain per offensive play	5.8	4.8	4.8
NET YARDS RUSHING	155	112	112
Total Rushing Plays	32	25	25
Average gain per rushing play	4.8	4.5	4.5
Tackles for a loss-number and yards	3-6	0-0	0-0

Minnesota Vikings	Total	Visitor	Home
TOTAL NET YARDS	308	308	308
Total Offensive Plays	62	64	64
Average gain per offensive play	5.8	4.8	4.8
NET YARDS RUSHING	112	112	112
Total Rushing Plays	32	25	25
Average gain per rushing play	4.8	4.5	4.5
Tackles for a loss-number and yards	3-6	0-0	0-0

Green Bay Packers	Total	Visitor	Home
NET YARDS PASSING	207	207	207
Times thrown - yards lost att. to pass	1-2	2-14	2-14
Gross yards passing	209	210	210
PASS ATT-COMP-INT	29-19-0	37-21-1	37-21-1
Average gain per pass play	6.9	5.0	5.0

Minnesota Vikings	Total	Visitor	Home
NET YARDS PASSING	207	207	207
Times thrown - yards lost att. to pass	1-2	2-14	2-14
Gross yards passing	209	210	210
PASS ATT-COMP-INT	29-19-0	37-21-1	37-21-1
Average gain per pass play	6.9	5.0	5.0

Green Bay Packers	Total	Visitor	Home
KICKOFFS Number-In EZ-Touchbacks	5-2-0	5-5-5	5-5-5
PUNTS Number and Average	4-42.3	4-44.8	4-44.8
Had Blocked	0	0	0

Minnesota Vikings	Total	Visitor	Home
KICKOFFS Number-In EZ-Touchbacks	5-2-0	5-5-5	5-5-5
PUNTS Number and Average	4-42.3	4-44.8	4-44.8
Had Blocked	0	0	0

Green Bay Packers	Total	Visitor	Home
Fgs - PATs had blocked	0-0	0-0	0-0
Net Punting Average	41.0	39.0	39.0
TOTAL RETURN YARDS (not inc. kickoffs)	23	5	5
No. and Yards Punt Returns	3-23	1-5	1-5
No. and Yards Kickoff Returns	0-0	5-126	5-126
No. and Yards Interception Returns	1-0	0-0	0-0
PENALTIES Number and Yards	8-75	7-77	7-77
FUMBLIES Number and Lost	1-0	0-0	0-0
TOUCHDOWNS	3	2	2
Rushing	1	0	0
Passing	2	2	2

Minnesota Vikings	Total	Visitor	Home
Fgs - PATs had blocked	0-0	0-0	0-0
Net Punting Average	41.0	39.0	39.0
TOTAL RETURN YARDS (not inc. kickoffs)	23	5	5
No. and Yards Punt Returns	3-23	1-5	1-5
No. and Yards Kickoff Returns	0-0	5-126	5-126
No. and Yards Interception Returns	1-0	0-0	0-0
PENALTIES Number and Yards	8-75	7-77	7-77
FUMBLIES Number and Lost	1-0	0-0	0-0
TOUCHDOWNS	3	2	2
Rushing	1	0	0
Passing	2	2	2

Green Bay Packers	Total	Visitor	Home
EXTRA POINTS Made-Attempts	3-3	2-2	2-2
Kicking Made-Attempts	3-3	1-1	1-1
Passing Made-Attempts	0-0	1-1	1-1
FIELD GOALS Made-Attempts	1-1	2-2	2-2
RED-ZONE EFFICIENCY	3-3-100%	1-1-100%	1-1-100%
GOAL-TO-GO EFFICIENCY	2-2-100%	1-1-100%	1-1-100%
SAFETIES	0	0	0
FINAL SCORE	24	21	21
TIME OF POSSESSION	31:45	28:15	28:15

Minnesota Vikings	Total	Visitor	Home
EXTRA POINTS Made-Attempts	3-3	2-2	2-2
Kicking Made-Attempts	3-3	1-1	1-1
Passing Made-Attempts	0-0	1-1	1-1



GREEN BAY 26, NEW ENGLAND 21

Lambeau Field, Sunday, Nov. 30, 2014

Attendance: 78,431. Time: 3:00. Weather: 28° F. Humidity: 60 percent. Wind: NW 14 mph

GAME 12

GREEN BAY, Wis. -- In a quiet locker room, Tom Brady sat alone and stewed about missed opportunities. This was one tough night for the New England Patriots.

Brady threw for 245 yards and two touchdowns, but got sacked on third down in a late four-quarter drive to help the Green Bay Packers preserve a 26-21 win Sunday night over New England in a matchup of Super Bowl contenders.

Mike Daniels and Mike Neal combined to sack Brady on third down for a 9-yard loss, and Stephen Gostkowski pushed a 47-yard field-goal attempt wide right with 2:40 left.

The Packers sealed it after Aaron Rodgers converted to Randall Cobb on third-and-4 with the Patriots out of timeouts.

Rodgers threw for 388 yards and two touchdowns in the first meeting between the star quarterbacks as starters. He connected with Richard Rodgers and Jordy Nelson for long touchdowns for Green Bay (9-3).

Brady finished 22 of 35, connecting with Brandon LaFell for the two scores for New England (9-3), which had its seven-game winning streak snapped. The second touchdown came from 15 yards early in the fourth quarter to get within 23-21.

The deficit could have been wider for the Packers if not for some heroics in the red zone.

Green Bay settled for four field goals from Mason Crosby of 35 yards or less, including a five-point lead with 8:41 left. That kick came after rookie Dante Adams stopped a potential touchdown pass on third-and-5 from the New England 10.

But he was celebrating at the end. Green Bay has won four in a row and eight of nine.

Rodgers extended his NFL-record streak to 360 consecutive passes at home and 31 touchdown passes in a row at home without an interception. His last interception at home came nearly two years ago on Dec. 2, 2012.

The Packers had been blowing past opponents at home with big early leads, turning the final 30 minutes of games at Lambeau Field into glorified practices. But this game had the feel of a championship fight down to the final minutes.

New England punched back after falling behind 13-0 in the first quarter.

Brandon Bolden twisted his way up the middle for a 6-yard scoring run early in the second quarter to get New England on the board. LaFell's 2-yard catch with 1:09 left in the quarter drew New England within 16-14.

But the quick-strike Packers were at their best late in the first half: Rodgers found Nelson in stride over the middle, and the receiver beat stand-out cornerback Dariusz Haviar for a 45-yard touchdown, outracing safety Devin McCourty and tagging the front pylon before falling out of bounds.

OFFICIALS — Referee: Ed Hochuli (85); Umpire: Richard Hall (49); Head Linesman: Patrick Turner (13); Line Judge: John Hussey (35); Side Judge: Keith Washington (7); Field Judge: Adrian Hill (29); Back Judge: Scott Hewerson (93); Replay Official: Tom Strymerman

STARTING LINEUPS

New England Patriots

Green Bay Packers

GREEN BAY SUBSTITUTIONS — K 2 M. Crosby, P 8 T. Masthay, WR 11 J. Boykin, CB 24 J. Bush, RB 26 D. Harris, S 28 S. Richardson, CB 29 C. Hayward, FB 30 J. Kohn, DB 31 D. House, RB 44 J. Jones, LB 50 A. Hawk, LB 53 N. Perry, LB 57 J. Lattimore, LB 59 B. Jones, LB 61 B. Goode, DT 64 M. Pennel, G 65 L. Taylor, C 66 J. Treter, TE 86 B. Bosnick, TE 89 R. Rodgers, LB 91 J. Elliott, DT 93 J. Boyd, DE 95 D. Jones, **Did Not Play** — DB 10 M. Flynn, **Inactives** — DB 16 S. Toivola, CB 39 D. Goodson, LB 54 C. Bradford, C 72 G. Gerhart, TE 80 J. Perillo, WR 83 J. Jans, DT 97 L. Robinson.

FIELD GOALS (made / attempted)

GREEN BAY FIELD GOALS (Official)

RUSHING	New England Patriots					Green Bay Packers				
	ATT	YDS	AVG	LG	TD	ATT	YDS	AVG	LG	TD
T.Brady	18	84	4.7	13	1	29	130	4.5	24	0
J.Gray	1	-1	-1.0	-1	0	5	22	4.4	17	0
T.Brady	1	4	4.0	4	0	2	8	4.0	6	0
T.Brady	1	4	4.0	4	0	1	2	2.0	2	0
Total	21	92	4.4	13	1	35	162	4.6	24	0

PASSING	New England Patriots					Green Bay Packers				
	ATT	CMP	YDS	SK/YD	TD	ATT	CMP	YDS	SK/YD	TD
T.Brady	35	22	245	1/9	2	29	0	102.7	0	112.6
Total	35	22	245	1/9	2	29	0	102.7	0	112.6

PASS RECEIVING	New England Patriots					Green Bay Packers				
	NO	YDS	AVG	LG	TD	NO	YDS	AVG	LG	TD
R.Cobb	7	98	14.0	29	0	6	85	12.1	35	0
J.Elliott	7	7	1.0	17	0	7	121	17.3	43	0
B.LaFell	5	38	7.6	15	2	5	53	10.6	45	1
S.Vereen	1	26	26.0	26	0	2	34	17.0	32	1
M.Hoomanawanui	1	23	23.0	23	0	2	17	8.5	12	0
T.Wright	1	12	12.0	12	0	2	17	8.5	12	0
Total	22	245	11.1	29	2	24	368	15.3	45	2

PUNTING	New England Patriots					Green Bay Packers				
	NO	YDS	AVG	NET	TB	NO	YDS	AVG	NET	TB
R.Allen	4	148	37.0	37.0	0	1	38	38.0	35.0	0
Total	4	148	37.0	37.0	0	1	38	38.0	35.0	0

PUNT RETURNS	New England Patriots					Green Bay Packers				
	NO	YDS	AVG	FC	LG	NO	YDS	AVG	FC	LG
D.Amerndia	1	3	3.0	0	3	0	0	0.0	0	0
Total	1	3	3.0	0	3	0	0	0.0	0	0

KICK RETURNS	New England Patriots					Green Bay Packers				
	NO	YDS	AVG	FC	LG	NO	YDS	AVG	FC	LG
D.Amerndia	4	76	19.0	0	28	0	0	0.0	0	0
Total	4	76	19.0	0	28	0	0	0.0	0	0

FUMBLES	New England Patriots					Green Bay Packers				
	Fum	Lost	Rec	Yds	TD	Fum	Lost	Rec	Yds	TD
J.Collins	0	0	0	0	1	0	0	0	0	0
Total	0	0	0	0	1	0	0	0	0	0

TOTAL FIRST DOWNS	Visitor		Home	
	Patriots	Packers	Patriots	Packers
Total	20	24	20	24

NET YARDS PASSING	Visitor		Home	
	Patriots	Packers	Patriots	Packers
Total	19	320	19	320

NET YARDS RUSHING	Visitor		Home	
	Patriots	Packers	Patriots	Packers
Total	92	162	92	162

EXTRA POINTS Made-Attempts	Visitor		Home	
	Patriots	Packers	Patriots	Packers
Total	3	3	3	3

FIELD GOALS Made-Attempts	Visitor		Home	
	Patriots	Packers	Patriots	Packers
Total	0	0	0	0

RED-ZONE EFFICIENCY	Visitor		Home	
	Patriots	Packers	Patriots	Packers
Total	0-0%	0-0%	0-0%	0-0%

GOAL-TO-GO EFFICIENCY	Visitor		Home	
	Patriots	Packers	Patriots	Packers
Total	0-0%	0-0%	0-0%	0-0%

SAFETIES	Visitor		Home	
	Patriots	Packers	Patriots	Packers
Total	0	0	0	0

FINAL SCORE	Visitor		Home	
	Patriots	Packers	Patriots	Packers
Total	21	26	21	26

TIME OF POSSESSION	Visitor		Home	
	Patriots	Packers	Patriots	Packers
Total	36:35	36:35	36:35	36:35



GREEN BAY 43, ATLANTA 37

Lambeau Field, Sunday, Dec. 8, 2014

Attendance: 77,512. Time: 3:16. Weather: 33° F, Humidity: 96 percent, Wind: 0 mph

GAME 13

GREEN BAY: WR -- Eddie Lacy and Aaron Rodgers powered the Green Bay Packers to another big first half in a home victory. But the Atlanta Falcons' furious late rally provided the Packers' potential playoff loss some hope. Lacy ran for a touchdown and caught one of Rodgers' three TD passes, and Green Bay built a 24-point halftime lead before holding on for a 43-37 victory Monday night.

The Packers (10-3) earned their fifth consecutive victory to stay a game up on Detroit in the NFC North. They remained tied with Arizona for the NFC's best record.

Rodgers acknowledged there may have been a "slight relaxation" at halftime up 24. What matters most in the end to Green Bay is that held on for a victory, even though this win didn't go quite according to the script the Packers had written earlier this year against NFC foes.

The Falcons dropped to 5-8, but remained in a first-place tie with New Orleans in the woeful NFC South.

Julio Jones had a career-best 259 yards receiving for the Falcons before leaving with a hip injury. Jones had a 22-yard touchdown catch in a 20-point fourth quarter that helped Atlanta cut into Green Bay's big lead.

Matt Ryan's 2-yard touchdown pass to Harry Douglas with 2:15 left got Atlanta within six.

But the Packers recovered the ensuing outside kick, and backup punting back James Starks effectively ended Atlanta's upset hopes with a 41-yard run to the Falcons' 5 with 1:37 left.

The Falcons had won three of four coming into the game. They haven't lost hope that even can still make the playoffs.

Coach Mike Smith said it was difficult to lose Jones late, but the Falcons did manage that with their No. 1 receiver hobbling on the sideline. Ryan threw for 375 yards and four scores, including a 1-yard touchdown catch by Roddy White with 6:20 left that trimmed Green Bay's lead to 40-30. Jones didn't come out for Atlanta's failed two-point conversion attempt.

Mason Crosby kicked a 53-yard field goal with 4:37 left, helping the Packers' winstand Atlanta's final punt.

Rodgers finished 24 of 36 for 327 yards. Lacy had 73 yards on 13 carries, and 33 yards on five catches.

The tough running back wiggled from side to side to celebrate his 1-yard touchdown reception with 4:20 left in the second quarter. The score was set up by safety Morgan Burnett's interception.

Later, Rodgers sidestepped his way out of a late blitz by Falcons defensive end Kroy Biermann and found Jordy Nelson in the back of the end zone for a 10-yard touchdown pass with 24 seconds left in the half. Rodgers and Nelson connected on a 60-yard touchdown pass in the fourth quarter. Nelson finished with eight catches for 146 yards.

OFFICIALS — Referee: Peter Morelli (135); Umpire: Darrell Jenkins (76); Head Linesman: Dana McKenzie (9); Line Judge: Carl Johnson (101); Side Judge: Rob Venahart (75); Field Judge: Buddy Horton (82); Back Judge: Dale Shaw (104); Replay Official: Tommy Moore

STARTING LINEUPS

Atlanta Falcons					Green Bay Packers						
Offense					Defense						
WR	84 R.White	DE	71 K.Biermann	WR	87 J.Nelson	NT	76 M.Daniels	WR	83 J.Black	DE	93 M.Goodman
WR	83 H.Douglas	DT	99 T.Jackson	LT	69 D.Bakharri	RDE	98 L.Guion	RB	56 J.Peppers	DE	93 M.Goodman
LT	70 J.Mathews	DT	95 J.Baibneaux	LG	71 J.Siron	LOBL	56 S.Barrington	RB	52 C.Mathews	DE	93 M.Goodman
LG	63 J.Black	DE	93 M.Goodman	C	63 C.Linsley	BLB	58 S.Barrington	TE	75 J.Aasmoeh	LB	55 P.Worlow
C	62 J.Stone	LB	55 P.Worlow	RG	70 T.Liang	MLB	52 C.Mathews	TE	73 R.Schaehel	LB	55 P.Worlow
RG	75 J.Aasmoeh	LB	55 P.Worlow	RT	75 B.Bulajda	ROLB	53 N.Perry	TE	80 L.Tollilo	CB	27 R.McClain
RT	73 R.Schaehel	CB	27 R.McClain	TE	17 D.Adams	LOB	38 T.Williams	WR	11 J.Lovell	CB	26 J.Moore
TE	80 L.Tollilo	CB	26 J.Moore	WR	18 R.Cobb	ROB	37 S.Shields	WR	2 M.Ryan	CB	25 W.Moore
WR	11 J.Lovell	S	20 D.Lowery	QB	12 A.Rodgers	SS	33 M.Hyde	QB	39 S.Jackson	CB	21 D.Trufant
QB	2 M.Ryan	S	20 D.Lowery	RB	27 E.Lacy	FS	42 M.Burnett	RB			
RB	39 S.Jackson	CB	21 D.Trufant	FB	30 J.Kuhn		21 H.Clinton-Dix				

GREEN BAY SUBSTITUTIONS — K 2 M.Crosby, P 8 T.Masthay, WR 11 J.Boykin, CB 24 J.Bush, RB 26 D.Harris, S 28 S.Richardson, CB 29 C.Havard, CB 31 D.Goodson, RB 44 J.Starks, LB 59 B.Jones, LS 61 B.Goode, DT 64 M.Pennel, G 65 L.Taylor, C/G 73 J.Tratter, TE 81 A.Quatresh, TE 86 B.Bostick, TE 89 J.Jillott, DT 93 J.Boyd, DE 95 D.Jones, LBDE 96 M.Neal, **DID NOT PLAY** — OB 10 M.Flynn, **INACTIVES** — OB 16 S.Tolzler, LB 54 C.Braddock, LB 57 J.Lattimore, C 72 G.Gernhart, TE 80 J.Perillo, WR 83 J.Janis, DT 99 B.Bastion.

M Bryant		53B (50)		FIELD GOALS (made / missed)		(38) (33) (53)		OT		Total	
VISITOR:	HOME:	Green Bay Packers	Atlanta Falcons	M.Crosby	M.Crosby	0	0	0	0	37	43
Team	Qtr	Time	Play Description (Extra Point) (Drive Info)	Int	PD	Int	PD	Int	PD	Int	PD
Falcons	1	11:13	J.Starks 3 yd run (M.Crosby kick) (7-81, 3-47)	0	0	0	0	0	0	0	0
Falcons	1	7:00	S.Jackson 4 yd run (M.Bryant kick) (9-72, 4-13)	0	0	0	0	0	0	0	0
Packers	2	14:55	E.Lacy 1 yd run (M.Crosby kick) (13-90, 7-05)	0	0	0	0	0	0	0	0
Packers	2	7:17	M.Crosby 38 yd Field Goal (12-63, 5-56)	0	0	0	0	0	0	0	0
Packers	2	4:20	E.Lacy 1 yd pass from A.Rodgers (M.Crosby kick) (4-15, 2-07)	0	0	0	0	0	0	0	0
Falcons	3	12:35	J.Nelson 10 yd pass from M.Ryan (M.Crosby kick) (8-53, 2-11)	0	0	0	0	0	0	0	0
Falcons	3	8:20	E.Weems 5 yd pass from M.Ryan (M.Bryant kick) (5-82, 2-25)	0	0	0	0	0	0	0	0
Packers	3	3:57	M.Bryant 50 yd Field Goal (6-22, 2-31)	0	0	0	0	0	0	0	0
Falcons	4	12:33	J.Nelson 22 yd pass from M.Ryan (M.Crosby kick) (11-73, 6-24)	0	0	0	0	0	0	0	0
Packers	4	10:38	J.Nelson 60 yd pass from A.Rodgers (kick blocked) (4-74, 1-55)	0	0	0	0	0	0	0	0
Falcons	4	6:15	R.White 1 yd pass from M.Ryan (run failed) (12-71, 4-23)	0	0	0	0	0	0	0	0
Packers	4	4:33	M.Crosby 53 yd Field Goal (4-5, 1-42)	0	0	0	0	0	0	0	0
Falcons	4	2:11	H.Douglas 2 yd pass from M.Bryant (M.Bryant kick) (9-66, 2-22)	0	0	0	0	0	0	0	0

GREEN BAY DEFENSIVE STATISTICS (press box)		UT		A TEL		TI		SK		QBH		FF		ER		INT		PD	
M.Burnett	6	2	1	0	0	0	0	0	0	0	0	0	0	0	0	0	0	0	0
S.Barrington	5	2	1	7	0-0	0	0	0	0	0	0	0	0	0	0	0	0	0	0
H.Clinton-Dix	5	2	0	7	0-0	0	0	0	0	0	0	0	0	0	0	0	0	0	0
T.Williams	4	1	0	5	0-0	0	0	0	0	0	0	0	0	0	0	0	0	0	0
C.Mathews	4	1	0	5	1-1	2	0	0	0	0	0	0	0	0	0	0	0	0	0
M.Hyde	3	1	1	4	0-0	0	0	0	0	0	0	0	0	0	0	0	0	0	0
C.Havard	2	2	0	4	0-0	0	0	0	0	0	0	0	0	0	0	0	0	0	0
J.Peppers	3	0	0	3	0-0	1	0	0	0	0	0	0	0	0	0	0	0	0	0
Totals	37	20	5	57	1-1	4	0	0	0	0	0	0	0	0	0	0	0	0	1-32

Atlanta Falcons												Green Bay Packers											
RUSHING												RUSHING											
Player	Att	Yds	Avg	LG	TD	Att	Yds	Avg	LG	TD	Player	Att	Yds	Avg	LG	TD	Player	Att	Yds	Avg	LG	TD	
S.Jackson	16	50	3.1	10	1	J.Starks	10	75	7.5	41	A.Rodgers	13	73	5.6	22	1	M.Hyde	5	28	5.6	12	0	
M.Hyde	2	23	11.5	15	1	E.Lacy	5	5	1.0	4	A.Rodgers	1	4	4.0	4	0	J.Kuhn	1	1	-1.0	-1	0	
J.Rodgers	3	20	6.7	14	0	A.Rodgers	5	28	5.6	12	0	R.Cobb	1	1	-1.0	-1	0	J.Kuhn	1	1	-1.0	-1	0
D.Hester	1	0	0.0	0	0	J.Kuhn	4	4	1.0	4	0	R.Cobb	1	1	-1.0	-1	0	R.Cobb	1	1	-1.0	-1	0
D.Freeman	2	-2	-1.0	0	0	R.Cobb	1	1	-1.0	-1	0	Total	30	179	6.0	41	2	Total	30	179	6.0	41	2
Total	24	91	3.8	15	1	Total	30	179	6.0	41	2	Total	30	179	6.0	41	2	Total	30	179	6.0	41	2

Atlanta Falcons												Green Bay Packers											
PASSING												PASSING											
Player	Att	Comp	Yds	SKYD	TD	LG	Int	RT	Player	Att	Comp	Yds	SKYD	TD	LG	Int	RT	Player	Att	Comp	Yds	SKYD	TD
M.Ryan	39	24	375	1/1	4	79	1	116.9	J.Nelson	8	146	18.3	60	2	A.Rodgers	36	24	327	1/4	3	60	0	123.3
Total	39	24	375	1/1	4	79	1	116.9	E.Lacy	4	53	13.3	23	1	Total	36	24	327	1/4	3	60	0	123.3

Atlanta Falcons												Green Bay Packers											
INTERCEPTIONS												INTERCEPTIONS											
Player	No	Yds	Avg	LG	TD	Player	No	Yds	Avg	LG	TD	Player	No	Yds	Avg	LG	TD	Player	No	Yds	Avg	LG	TD
Total	0	0	0.0	0	0	M.Burnett	1	32	32.0	32	0	Total	24	327	13.6	60	3	M.Burnett	1	32	32.0	32	0

Atlanta Falcons												Green Bay Packers											
PUNTING												PUNTING											
Player	No	Yds	Avg	NET	TB	IN20	LG	Player	No	Yds	Avg	NET	TB	IN20	LG	Player	No	Yds	Avg	NET	TB	IN20	LG
M.Doster	2	97	48.5	38.5	0	1	50	T.Masthay	1	31	31.0	31.0	0	0	31	A.Rodgers	1	0	0.0	0	0	0	0
Total	2	97	48.5	38.5	0	1	50	Total	1	31	31.0	31.0	0	0	31	Total	1	0	0.0	0	0	0	0

Atlanta Falcons												Green Bay Packers												
TOTAL FIRST DOWNS												TOTAL FIRST DOWNS												
By Rushing	By Passing	By Penalty	THIRD-DOWN EFFICIENCY	FOURTH-DOWN EFFICIENCY	TOTAL NET YARDS	Average gain per offensive play	NET YARDS RUSHING	Total Rushing Plays	Average gain per rushing play	NET YARDS PASSING	Total Passing Plays	Average gain per offensive play	NET YARDS RUSHING	Total Rushing Plays	Average gain per rushing play	NET YARDS PASSING	Total Passing Plays	Average gain per offensive play	NET YARDS RUSHING	Total Rushing Plays	Average gain per rushing play	NET YARDS PASSING	Total Passing Plays	Average gain per offensive play
26	8	17	5-11-45%	3-3-100%	465	6.4	26	64	6.4	374	3.5	6.4	26	64	6.4	374	3.5	6.4	26	64	6.4	374	3.5	6.4

FINAL SCORE GREEN BAY 43 ATLANTA 37

FIELD GOALS Made Attempts: 5-5-100% (Green Bay) vs 4-6-67% (Atlanta)

RED-ZONE EFFICIENCY 4-4-100% (Green Bay) vs 4-5-80% (Atlanta)

SAFETIES 0 vs 0

TIME OF POSSESSION 26:59 vs 33:01



BUFFALO 21, GREEN BAY 13

Ralph Wilson Stadium, Sunday, Dec. 14, 2014. Attendance: 70,214. Time: 3:14. Weather: 38° F. Humidity: 89 percent. Wind: W 10 mph **GAME 14**

ORCHARD PARK, N.Y. -- The Buffalo Bills' defense has a dynamic duo: "Super Mario" and a newcomer named Rambo. Credit them for helping rattle Aaron Rodgers and the Green Bay Packers.

Backyard Rambo came off the bench to replace injured backup safety Duke Williams to intercept Rodgers on consecutive drives in the second half. And veteran end Mario Williams put the missing touches on a 21-13 victory Sunday by forcing Rodgers to fumble into the end zone for a safety with 1:51 left.

Mario Williams scored on a 75-yard punt return, while Dan Carpenter hit all four field-goal attempts, including three in the second half. The Bills are assured their first eight-win season since going 9-7 in 2004.

A week after ending Peyton Manning's consecutive game touchdown streak at 51 in a 24-17 loss at Denver, the Bills came away with a victory by putting the champs on one of the NFL's most prolific offenses.

The defense made up for a splintering Kyle Orton-led offense, which was limited to 253 yards and 13 first downs. Orton finished 14 of 27 for 158 yards and an interception. In the process, Buffalo put a halt to the Packers' five-game winning streak, and prevented Green Bay (10-4) from inching closer to securing a sixth consecutive playoff berth.

Rodgers went 17 of 42 for 185 yards, with two interceptions. He had been picked off just three times this season, and none since throwing two in Green Bay's last loss, 44-23 at New Orleans on Oct. 26.

It wasn't all on Rodgers, either, as he had little support from his receivers. That includes the usually-reliable Jordy Nelson, who had a key drop late in the third quarter. From his 6, Rodgers found Nelson wide open running up the right side. The pass hit Nelson in stride, but the ball glanced off the receiver's fingers.

The Packers were limited to Eddie Lacy's 13-yard touchdown run and two field goals by Mason Crosby. This from a team coming off a 43-37 win over Atlanta and that had outscored its past five opponents by 201-113. Rodgers combined for 1,580 yards passing with 16 touchdowns and no interceptions in his previous five games.

It all came to a halt against a defense ranked among the NFL's top 10 in nearly every measurable category. Rambo set the tone upon taking over after Williams was scored off the field experiencing concussion-like symptoms early in the third quarter. The Bills were already down starting safety Dalton Smith (hamstring).

Rambo's first interception came on the Packers' second play from scrimmage after Dan Carpenter hit a 35-yard field goal to put Buffalo ahead 16-10. Buffalo Sprimed 10 yards from midfield to make a sliding interception of Rodgers pass intended for Randall Cobb at the Green Bay 43. His second came on the Packers' next drive when Rodgers' pass for Jarrett Boykin over the middle. It tipped off the receiver's hands and to Rambo. That set up Carpenter hitting a 46-yard field goal.

The Packers weren't done until their first play on their final possession. From his 10, Rodgers dropped back and had the ball knocked out of his hand by Williams, who burst in from the left side and outrunsel backup lineman JC Tretter. The play was whistled dead once Lacy recovered the fumble, because only Rodgers was allowed to advance the ball with under 2:00 remaining.

OFFICIALS — Referee: Bill Leavy (127); Umpire: Fred Bryan (11); Head Linesman: Wayne Mackie (106); Line Judge: Mark Periman (9); Side Judge: Scott Novak (1); Field Judge: Jimmy Buchanan (86); Back Judge: Keith Ferguson (61); Huddle Official: Larry Nemmers

STARTING LINEUPS

Green Bay Packers

Buffalo Bills

GREEN BAY SUBSTITUTIONS

GREEN BAY DEFENSIVE STATISTICS (official)

GREEN BAY DEFENSIVE STATISTICS (official)

GREEN BAY DEFENSIVE STATISTICS (official)

GREEN BAY DEFENSIVE STATISTICS (official)

GREEN BAY DEFENSIVE STATISTICS (official)

GREEN BAY DEFENSIVE STATISTICS (official)

GREEN BAY DEFENSIVE STATISTICS (official)

GREEN BAY DEFENSIVE STATISTICS (official)

GREEN BAY DEFENSIVE STATISTICS (official)

GREEN BAY DEFENSIVE STATISTICS (official)

GREEN BAY DEFENSIVE STATISTICS (official)

GREEN BAY DEFENSIVE STATISTICS (official)

GREEN BAY DEFENSIVE STATISTICS (official)

Green Bay Packers													Buffalo Bills												
	ATT	YDS	AVG	LG	TD		ATT	YDS	AVG	LG	TD		ATT	YDS	AVG	LG	TD		ATT	YDS	AVG	LG	TD		
RUSHING	15	97	6.5	22	1		20	71	3.6	13	0		20	27	1.4	12	0		20	26	1.3	13	0		
E.Lacy	3	27	9.0	19	0		6	6	1.0	6	0		2	22	11.0	18	0		3	3	1.0	3	0		
A.Rodgers	4	19	4.8	12	0		4	20	5.0	12	0		3	4	1.3	4	0		4	5	1.3	5	0		
J.Starks	3	15	5.0	12	0		3	-4	-1.3	3	0		4	4	1.0	4	0		4	4	1.0	4	0		
R.Cobb	2	15	7.5	12	0		2	15	7.5	12	0		2	15	7.5	12	0		2	15	7.5	12	0		
Total	25	158	6.3	22	1		33	113	3.4	22	1		33	113	3.4	22	1		33	113	3.4	22	1		
PASSING	42	17	185	1/10	0	20	2	34.3					27	14	158	3/18	0	40	1	54.2					
A.Rodgers	42	17	185	1/10	0	20	2	34.3					27	14	158	3/18	0	40	1	54.2					
Total	42	17	185	1/10	0	20	2	34.3					27	14	158	3/18	0	40	1	54.2					

Green Bay Packers													Buffalo Bills												
	NO	YDS	AVG	FC	LG	IN20	LG	TD		NO	YDS	AVG	FC	LG	IN20	LG	TD		NO	YDS	AVG	FC	LG	TD	
PUNTING	6	257	42.8	30.3	0	1	63	0		6	242	40.3	39.5	0	3	48	0		6	242	40.3	39.5	0	3	
T.Mashey	6	257	42.8	30.3	0	1	63	0		6	242	40.3	39.5	0	3	48	0		6	242	40.3	39.5	0	3	
Total	6	257	42.8	30.3	0	1	63	0		6	242	40.3	39.5	0	3	48	0		6	242	40.3	39.5	0	3	
PUNT RETURNS	1	5	5.0	0	5	0	5	0		1	0	0.0	0	0	0	0	0		1	0	0.0	0	0	0	
R.Cobb	1	5	5.0	0	5	0	5	0		1	0	0.0	0	0	0	0	0		1	0	0.0	0	0	0	
M.Thigpen	1	0	0.0	0	0	0	0	0		1	0	0.0	0	0	0	0	0		1	0	0.0	0	0	0	
(downed)	2	0	0.0	0	0	0	0	0		2	0	0.0	0	0	0	0	0		2	0	0.0	0	0	0	
(out of bounds)	2	0	0.0	0	0	0	0	0		2	0	0.0	0	0	0	0	0		2	0	0.0	0	0	0	
Returns	2	5	2.5	0	5	0	5	0		2	0	0.0	0	0	0	0	0		2	0	0.0	0	0	0	
KICK RETURNS	1	8	8.0	0	8	0	8	0		1	0	0.0	0	0	0	0	0		1	0	0.0	0	0	0	
D.Harris	1	8	8.0	0	8	0	8	0		1	0	0.0	0	0	0	0	0		1	0	0.0	0	0	0	
(out of bounds)	1	0	0.0	0	0	0	0	0		1	0	0.0	0	0	0	0	0		1	0	0.0	0	0	0	
(back)	4	0	0.0	0	0	0	0	0		4	0	0.0	0	0	0	0	0		4	0	0.0	0	0	0	
Returns	1	8	8.0	0	8	0	8	0		1	0	0.0	0	0	0	0	0		1	0	0.0	0	0	0	
FUMBLES	1	0	0	0	0	0	0	0		1	0	0	0	0	0	0	0		1	0	0	0	0	0	
A.Rodgers	1	0	0	0	0	0	0	0		1	0	0	0	0	0	0	0		1	0	0	0	0	0	
E.Lacy	0	0	0	0	0	0	0	0		0	0	0	0	0	0	0	0		0	0	0	0	0	0	
J.Peppers	0	0	0	0	0	0	0	0		0	0	0	0	0	0	0	0		0	0	0	0	0	0	
Total	1	0	0	0	0	0	0	0		1	0	0	0	0	0	0	0		1	0	0	0	0	0	

Green Bay Packers													Buffalo Bills												
	NO	YDS	AVG	FC	LG	IN20	LG	TD		NO	YDS	AVG	FC	LG	IN20	LG	TD		NO	YDS	AVG	FC	LG	TD	
PUNTING	6	257	42.8	30.3	0	1	63	0		6	242	40.3	39.5	0	3	48	0		6	242	40.3	39.5	0	3	
T.Mashey	6	257	42.8	30.3	0	1	63	0		6	242	40.3	39.5	0	3	48	0		6	242	40.3	39.5	0	3	
Total	6	257	42.8	30.3	0	1	63	0		6	242	40.3	39.5	0	3	48	0		6	242	40.3	39.5	0	3	
PUNT RETURNS	1	5	5.0	0	5	0	5	0		1	0	0.0	0	0	0	0	0		1	0	0.0	0	0	0	
R.Cobb	1	5	5.0	0	5	0	5	0		1	0	0.0	0	0	0	0	0		1	0	0.0	0	0	0	
M.Thigpen	1	0	0.0	0	0	0	0	0		1	0	0.0	0	0	0	0	0		1	0	0.0	0	0	0	
(downed)	2	0	0.0	0	0	0	0	0		2	0	0.0	0	0	0	0	0		2	0	0.0	0	0	0	
(out of bounds)	2	0	0.0	0	0	0	0	0		2	0	0.0	0	0	0	0	0		2	0	0.0	0	0	0	
Returns	2	5	2.5	0	5	0	5	0		2	0	0.0	0	0	0	0	0		2	0	0.0	0	0	0	
KICK RETURNS	1	8	8.0	0	8	0	8	0		1	0	0.0	0	0	0	0	0		1	0	0.0	0	0	0	
A.Dixon	1	8	8.0	0	8	0	8	0		1	0	0.0	0	0	0	0	0		1	0	0.0	0	0	0	
(back)	2	0	0.0	0	0	0	0	0		2	0	0.0	0	0	0	0	0		2	0	0.0	0	0	0	
Returns	1	8	8.0	0	8	0	8	0		1	0	0.0	0	0	0	0	0		1	0	0.0	0	0	0	
FUMBLES	1	0	0	0	0	0	0	0		1	0	0	0	0	0	0	0		1	0	0	0	0	0	
A.Dixon	1	0	0	0	0	0	0	0		1	0	0	0	0	0	0	0		1	0	0	0	0	0	
M.Williams	0	0	0	0	0	0	0	0		0	0	0	0	0	0	0	0		0	0	0	0	0	0	
Total	1	0	0	0	0	0	0	0		1	0	0	0	0	0	0	0		1	0	0	0	0	0	

Green Bay Packers													Buffalo Bills												
	NO	YDS	AVG	FC	LG	IN20	LG	TD		NO	YDS	AVG	FC	LG	IN20	LG	TD		NO	YDS	AVG	FC	LG	TD	
PUNTING	6	257	42.8	30.3	0	1	63	0		6	242	40.3	39.5	0	3	48	0		6	242	40.3	39.5	0	3	
T.Mashey	6	257	42.8	30.3	0	1	63	0		6	242	40.3	39.5	0	3	48	0		6	242	40.3	39.5	0	3	
Total	6	257	42.8	30.3	0	1	63	0		6	242	40.3	39.5	0	3	48	0		6	242	40.3	39.5	0	3	
PUNT RETURNS	1	5	5.0	0	5	0	5	0		1	0	0.0	0	0	0	0	0		1	0	0.0	0	0	0	
R.Cobb	1	5	5.0	0	5	0	5	0		1	0	0.0	0	0	0	0	0		1	0	0.0	0	0	0	
M.Thigpen	1	0	0.0	0	0	0	0	0		1	0	0.0	0	0	0	0	0		1	0	0.0	0	0	0	
(downed)	2	0	0.0	0	0	0	0	0		2	0	0.0	0	0	0	0	0		2	0	0.0	0	0	0	
(out of bounds)	2	0	0.0	0	0	0	0	0		2	0	0.0	0	0	0	0	0		2	0	0.0	0	0	0	
Returns	2	5	2.5	0	5	0	5	0		2	0	0.0	0	0	0	0	0		2	0	0.0	0	0	0	
KICK RETURNS	1	8	8.0	0	8	0	8	0		1	0	0.0	0	0	0	0	0		1	0	0.0	0	0	0	
A.Dixon	1	8	8.0	0	8	0	8	0		1	0	0.0	0	0	0	0	0		1	0	0.0	0	0	0	
(back)																									

GREEN BAY 26, DALLAS 21

Lambeau Field, Sunday, Jan 11, 2015.

Attendance: 79,704. Time: 3:06. Weather: 24° F, Humidity: 62 percent, Wind: 0 mph



GREEN BAY, Wis. -- No need for ice and wind and record low temperatures. Even in relatively balmy conditions for Green Bay, and with a somewhat stationary Al-Pro quarterback, the Packers survived against the Dallas Cowboys.

Green Bay rallied from an eighth-point deficit as Aaron Rodgers threw for two second-half touchdowns to beat Dallas 26-21 Sunday. The Packers (13-4) helped immensely by a video reversal by 406 remaining, went undefeated at Lambeau Field this season. They head to Seattle next weekend for the NFC title game. The Seahawks (13-4) beat Green Bay by the season opener, 36-16.

Dez Bryant's leaping, bobbling catch at the Packers' 1 on fourth-and-2 was reversed by referee Gene Steratore after Green Bay challenged. Instead of first-and-goal for Dallas (15-3), the ball went over to the Packers.

Green Bay closed out before a Lambeau-record 79,704 on Randall Cobb's diving 12-yard reception on third-and-11. That gave Cobb eight catches for 116 yards and set off a raucous celebration at the iconic venue.

The Cowboys' first possession trip to Green Bay since the 1967 Ice Bowl for the NFL championship resulted in their first road defeat of the season after eight victories. Dallas got 123 yards rushing from league leader Dalrymple Murray and a courageous effort from Tony Romo, who hurt his left leg in the third quarter.

But he meant there were two hobbling quarterbacks. All-Pro Rodgers, bothered by a left calf injury in Game 15, lost much of his trademark elusiveness as the game wore on. He was on-budget for a short pass to Davante Adams that turned out to be a 46-yard score to make it 21-20. Then the sharpie guided the Packers 80 yards to the winning points, a 13-yard bullet to backup tight end Richard Rodgers in the back of the end zone.

Murray adorned six yards for a third-quarter fumble, gaining 32 yards on the Cowboys' ensuing possession, including a 29-yard sprint one play after Romo hurt his leg. The hobbling Romo handed to Murray for the 1-yard plunge that made it 21-13, then limped to the bench for treatment on the leg.

When the game broke in Romo was sacked on consecutive plays, the first ending the third period, the second forcing a punt.

Rodgers stood firm in firing over the middle to Adams, who cut right, struggled off a weak tackle by J.J. Wilcox and sped into the end zone. The 90-yard drive got the Lambeau faithful back into it.

They came the decisive series on which Rodgers went 7 for 7. He finished 24 for 35 for 316 yards and extended his record string without a home interception to 512. He has 41 TD passes in that span. Adams had seven catches for 117 yards.

Rodgers hooked time on a precise opening series. Of course, he mostly handed to Eddie Lacy, who rushed for 45 yards on the 60-yard drive. But Rodgers had to step up away from the rust and did so by efficiently hitting Andrew Quarless in the back of the end zone.

Back came Dallas with just as efficient a possession that took 7:25. Tyler Clutts was wide open at the goal line for his 1-yard TD catch.

Back came Green Bay close on its next drive, but was clapping his hands when rookie Corey Linsley snatched the ball. Rodgers dropped it, recovered, but then was hit by Jeremy Mincey, who grabbed the loose ball.

It was a rare turnover for the Packers, who led for the league lead with only 13 giveaways. Cornerback Tramon Williams' botched tackle attempt on a short pass to Terrence Williams turned into a 38-yard TD and the Cowboys led 14-7.

Green Bay had not trailed at Lambeau since Week 2 against the Jets. But it drew closer at halftime thanks to a 31-yard completion to Cobb that set up Mason Crosby's 40-yard field goal.

Crosby added a 30-yarder in the third quarter, making him the franchise's career points leader. But Green Bay could have had more.

It was a rare turnover for the Packers, who led for the league lead with only 13 giveaways. Cornerback Tramon Williams' botched tackle attempt on a short pass to Terrence Williams turned into a 38-yard TD and the Cowboys led 14-7.

Green Bay had not trailed at Lambeau since Week 2 against the Jets. But it drew closer at halftime thanks to a 31-yard completion to Cobb that set up Mason Crosby's 40-yard field goal.

Crosby added a 30-yarder in the third quarter, making him the franchise's career points leader. But Green Bay could have had more.

OFFICIALS — Referee: Gene Steratore (114); Umpire: Bill Schuster (129); Head Linesman: Dana Mckenzie (8); Line Judge: Rusty Barnes (59); Side Judge: Tom Hill (97); Field Judge: Terry Brown (43); Back Judge: Todd Prukop (30); Replay Official: Bill Spysma

STARTING LINEUPS

Dallas Cowboys					Green Bay Packers				
Offense	Defense	Offense	Defense	Offense	Defense	Offense	Defense	Offense	Defense
WR 88 D.Bryant	LDE 99 G.Schwe	WR 87 J.Melson	LDE 93 J.Guyon	WR 87 J.Melson	LDE 93 J.Guyon	WR 87 J.Melson	LDE 93 J.Guyon	WR 87 J.Melson	LDE 93 J.Guyon
TE 82 J.White	DT 96 N.Hayden	LT 69 D.Bakhtiari	NT 98 L.Guion	TE 82 J.White	DT 96 N.Hayden	LT 69 D.Bakhtiari	NT 98 L.Guion	TE 82 J.White	DT 96 N.Hayden
LG 77 R.Smith	DT 98 T.Gawford	LG 71 J.Ston	RDE 76 M.Daniels	LG 77 R.Smith	DT 98 T.Gawford	LG 71 J.Ston	RDE 76 M.Daniels	LG 77 R.Smith	DT 98 T.Gawford
LB 65 R.Laary	RDE 92 J.Mincy	LB 63 C.Linsley	BLB 50 A.Hawk	LB 65 R.Laary	RDE 92 J.Mincy	LB 63 C.Linsley	BLB 50 A.Hawk	LB 65 R.Laary	RDE 92 J.Mincy
C 72 T.Federick	SLB 54 B.Carter	RG 70 T.Liang	LOLB 56 J.Peppers	C 72 T.Federick	SLB 54 B.Carter	RG 70 T.Liang	LOLB 56 J.Peppers	C 72 T.Federick	SLB 54 B.Carter
RG 70 Z.Martin	MLB 59 R.Claim	RT 75 B.Budaga	MLB 52 S.Barrington	RG 70 Z.Martin	MLB 59 R.Claim	RT 75 B.Budaga	MLB 52 S.Barrington	RG 70 Z.Martin	MLB 59 R.Claim
RT 78 J.Parrel	LB 35 B.Carr	WR 17 D.Adams	ROLB 58 C.Matthews	RT 78 J.Parrel	LB 35 B.Carr	WR 17 D.Adams	ROLB 58 C.Matthews	RT 78 J.Parrel	LB 35 B.Carr
WR 83 T.Williams	RCB 32 O.Sandrick	WR 18 R.Cobb	LCB 37 T.Williams	WR 83 T.Williams	RCB 32 O.Sandrick	WR 18 R.Cobb	LCB 37 T.Williams	WR 83 T.Williams	RCB 32 O.Sandrick
QB 9 T.Romo	SS 42 B.Church	QB 12 A.Rodgers	RCB 37 S.Shields	QB 9 T.Romo	SS 42 B.Church	QB 12 A.Rodgers	RCB 37 S.Shields	QB 9 T.Romo	SS 42 B.Church
RB 29 D.Murray	FS 27 J.Wilcox	RB 27 E.Lacy	SS 42 M.Burnett	RB 29 D.Murray	FS 27 J.Wilcox	RB 27 E.Lacy	SS 42 M.Burnett	RB 29 D.Murray	FS 27 J.Wilcox
FB 44 T.Clutts	CB 26 S.Moore	FB 30 J.Kuhn	FS 21 H.Clinton-Dix	FB 44 T.Clutts	CB 26 S.Moore	FB 30 J.Kuhn	FS 21 H.Clinton-Dix	FB 44 T.Clutts	CB 26 S.Moore

GREEN BAY SUBSTITUTIONS — K 2 M.Crosby, P 8 T.Masthay, WR 11 J.Bjorkn, CB 24 J.Bush, S 28 S.Richardson, CB 29 C.Haward, CB 31 D.Horse, S 32 C.Baino, DB 33 M.Hyde, RB 44 J.Starks, LB 53 N.Perry, LB 59 B.Jones, LS 61 B.Goode, DT 64 M.Pennel, G 65 J.Taylor, CG 73 J.Treter, TE 81 A.Quarless, TE 86 B.Bostick, TE 89 R.Rodgers, LB 91 J.Elliott, DE 99 D.Jones, LB/DE 96 M.Meal, **DID NOT PLAY** — DB 10 M.Flyn, DB 16 S.Tolzen, **INACTIVES** — RB 26 D.Harris, CB 39 D.Goodson, LB 54 C.Braddock, C 72 J.Pennel, TE 80 J.Gerhart, WR 83 J.Janits, DT 99 B.Gaston.

FIELD GOALS (made / & missed)				
Player	Attempts	Yards	Result	Time
M.Crosby	7	40	3/0	(30)

GREEN BAY DEFENSIVE STATISTICS (press box)

UT	A	TEL	TT	SK	QBH	FF	FB	INT	PD	UT	A	TEL	TT	SK	QBH	FF	FB	INT	PD
H.Clinton-Dix	3	1	0	6	0-0	0	0	0	0	A.Hawk	1	2	0	3	0-0	0	0	0	0
M.Meal	4	2	1	6	5-15	1	0	0	0	T.Williams	2	0	0	2	0-0	0	0	0	0
J.Peppers	4	2	1	6	1-5	0	2	0	0	J.Boyd	1	1	0	2	0-0	0	0	0	0
S.Barrington	3	3	0	6	0-0	0	0	0	0	D.Jones	1	1	0	2	5-15	1	0	1	0
L.Guion	3	2	0	5	0-0	1	0	0	0	S.Shields	1	1	0	2	0-0	0	0	0	0
N.Perry	3	2	1	4	1-0	2	0	0	0	C.Hayward	1	0	0	1	0-0	0	0	0	0
C.Matthews	2	2	0	3	0-0	1	0	0	0	M.Hyde	1	0	0	1	0-0	1	0	0	0
M.Burnett	2	1	0	3	0-0	0	0	0	0	M.Pennel	1	0	0	1	0-0	0	0	0	0
B.Jones	2	1	0	3	0-0	0	0	0	0	Totals	38	22	2	60	4-21	8	2	2	1
M.Daniels	1	2	0	3	5-25	1	0	0	0										

Dallas Cowboys											
RUSHING	ATT	YDS	AVG	LG	TD	PASSING	ATT	COMP	YDS	SKYD	TD
D.Murray	25	123	4.9	30	1	T.Romo	19	15	191	4/21	2
J.Randle	2	15	7.5	13	0	J.Randle	1	1	7	7.0	0
T.Romo	1	7	7.0	7	0	Totals	28	145	5.2	30	1

Green Bay Packers											
RUSHING	ATT	YDS	AVG	LG	TD	PASSING	ATT	COMP	YDS	SKYD	TD
E.Lacy	19	101	5.3	29	0	A.Rodgers	35	24	316	1/10	3
J.Starks	5	16	3.2	4	0	Totals	30	119	4.0	29	0
J.Kuhn	1	4	4.0	4	0						
R.Cobb	1	2	2.0	2	0						
A.Rodgers	4	-1	-1.0	0	0						
Totals	30	119	4.0	29	0						

PASS RECEIVING	NO	YDS	AVG	LG	TD
J.White	6	71	11.8	18	0
D.Bryant	3	38	12.7	20	0
C.Bassler	3	38	12.7	18	0
T.Williams	3	38	12.7	18	0
D.Murray	1	5	5.0	5	1
T.Clutts	1	1	1.0	1	0
Totals	15	191	12.7	38	1

PASS RECEIVING	NO	YDS	AVG	LG	TD
R.Cobb	7	116	16.5	31	0
D.Adams	7	117	16.7	46	1
A.Quarless	4	22	5.5	7.8	0
J.Nelson	2	31	15.5	13	0
J.Melson	2	22	11.0	11	0
R.Rodgers	1	13	13.0	13	0
E.Lacy	1	10	10.0	10	0
J.Kuhn	1	7	7.0	7	0
Totals	24	316	13.2	46	1

INTERCEPTIONS	NO	YDS	AVG	LG	TD
Total	0	0	0.0	0	0

INTERCEPTIONS	NO	YDS	AVG	LG	TD
Total	0	0	0.0	0	0

KICK RETURNS	NO	YDS	AVG	FC	LG	TD
D.Harris	4	92	23.0	0	30	0
(back)	1	0	0.0	0	0	0
Returns	4	92	23.0	0	30	0

KICK RETURNS	NO	YDS	AVG	FC	LG	TD
R.Cobb	2	28	14.0	0	23	0
M.Hyde	1	20	20.0	0	20	0
(back)	1	0	0.0	0	0	0
Returns	4	48	16.0	0	23	0

FUMBLE RETURNS	NO	YDS	AVG	FC	LG	TD
T.Romo	2	0	0.0	0	0	0
D.Murray	1	0	0.0	0	0	0
J.Murray	0	0	0.0	0	0	0
C.Spillman	0	0	0.0	1	0	0
Total	3	1	2	0	0	0

FUMBLE RETURNS	NO	YDS	AVG	FC	LG	TD
A.Rodgers	2	1	-0.5	0	0	0
R.Cobb	1	0	0.0	0	0	0
A.Quarless	0	0	0.0	0	0	0
J.Peppers	0	0	0.0	0	0	0
D.Jones	0	0	0.0	0	0	0
Total	3	1	-0.5	0	0	0

TOTAL FIRST DOWNS

By Rushing	By Passing	By Penalty	Total
9	9	3	21
6	16	1	23

THIRD-DOWN EFFICIENCY	FOURTH-DOWN EFFICIENCY
4-8-50% (9-14-64%)	0-1-0% (0-0-0%)

TOTAL NET YARDS	Total Offensive Plays	Average gain per offensive play
425	51	6.2
315	66	6.4

NET YARDS RUSHING	Total Rushing Plays	Average gain per rushing play
145	119	1.2
28	30	0.9

NET YARDS PASSING	Tackles for a loss-number and yards
170	-0-0
4-21	3-3

Gross yards passing	Times thrown - yards lost att. to pass.
191	1-10
35-24-0	3-16

PASS ATT.-COMPLINT	Average gain per pass play
19-15-0	7.4
35-24-0	8.5

KICKOFFS Number-In EZ-Touchbacks	PUNTS Number and Average
4-1-1	2-48.5
5-3-1	2-37.5
0	0

FGs - PATs had blocked	Net Punting Average
0-0	38.5
0-0	34.0

TOTAL RETURN YARDS (not inc. kickoffs)	No. and Yards Punt Returns
7	2-7
0-0	4-92
0-0	0-0
10-87	5-55

TOUCHDOWNS	Passing
3	1
3	2
3	1

EXTRA POINTS Made-Attempts	Kicking Made-Attempts
3-3	3-3
0-0	0-1
0-0	0-1

FIELD GOALS Made-Attempts	RED-ZONE EFFICIENCY
0-1	2-3-67%
2-2	2-2-100%
0	1-1-100%

SAFETIES	FINAL SCORE
0	21
0	26

TIME OF POSSESSION	TIME OF POSSESSION
30:39	29:21



2014 UPDATED BIOGRAPHIES

THROUGH NFC DIVISIONAL PLAYOFF

17 Davante Adams, WR, Rookie, Fresno State

• Led the nation in receptions (131) and receptions per game (10.1), while ranking second in the country in receiving yards (1,718) and receiving yards per game (132.2) as a sophomore in 2013.

• Caught 24 TD passes in '13, eight more than any player in the country and the most in school and Mountain West Conference history.

• Set Fresno State career records for receptions (233) and TD catches (38), despite playing just two seasons for the Bulldogs.

2014 Season: Played in all 16 games with 11 starts (as the third WR), and had 38 catches for 446 yards (11.7 avg.) and three TDs.

▶**at Seattle Seahawks (9/4):** Saw time on offense and special teams, appearing on nine offensive snaps and nine plays on special teams.

▶**vs. N.Y. Jets (9/14):** Appeared on 36 snaps on offense and posted five catches for 50 yards (10.0 avg.)...Late in the first half, caught a 24-yard pass down to the Jets' 6-yard line to convert a third-and-10, helping to set up a Randall Cobb 6-yard TD catch two plays later.

▶**at Detroit Lions (9/21):** Played 34 snaps and caught two passes for 11 yards (5.5 avg.).

▶**at Chicago Bears (9/28):** Appeared on 37 snaps and caught two passes for 18 yards (9.0 avg.), including a 15-yard grab in the second quarter.

▶**vs. Minnesota Vikings (10/2):** Made his first pro start as the Packers opened up with three wide receivers, and appeared on 44 snaps...Scored his first career TD, beating CB Josh Robinson on a slant on third down as QB Aaron Rodgers found him over the middle for an 11-yard score to put Green Bay up 28-0 with just under five minutes remaining in the first half.

▶**at Miami Dolphins (10/12):** Started for the second straight week as the Packers opened with three WRs, and posted a career-high six receptions for a career-best 77 yards (12.8 avg.) on a career-high 62 snaps, with five of his six grabs going for first downs...Posted a career-long 24-yard reception in the third quarter...Caught a pass from Rodgers at the Miami 37, eluded a tackle attempt by CB Cortland Finnegan, and took it 19 more yards down to the Miami 18, helping set up Rodgers' 5-yard TD pass to WR Randall Cobb...On the Packers' game-winning TD drive with the clock ticking down caught a quick pass off the line from Rodgers after the QB did a fake spike with 12 seconds remaining, and made a move on Finnegan on the sideline to pick up 12 yards down to the Miami 4 with six seconds remaining...The catch set up Rodgers' game-winning 4-yard TD pass to TE Andrew Quarless on the next play.

▶**vs. Carolina Panthers (10/19):** Started as the third wide receiver for the third straight week and caught a 21-yard TD pass over the middle from Rodgers early in the third quarter to give Green Bay a 35-3 lead...Found an opening in the middle of the field near the Carolina 10-yard line, where he caught the pass before taking it in for the score.

▶**at New Orleans Saints (10/26):** Opened the game as the third wide receiver and posted a career-high seven receptions for 75 yards (10.7 avg.), with four of his seven grabs on the night going for first downs.

▶**vs. Chicago Bears (11/9):** Started and played 38 snaps, catching one pass for 10 yards.

▶**vs. Philadelphia Eagles (11/16):** Started as the third wideout and caught two passes for 13 yards (6.5 avg.), highlighted by a 6-yard TD catch in the first quarter...Split out wide right and matched up with CB Bradley Fletcher, ran a slant for the TD, absorbing a hit from S Malcolm Jenkins after he made the catch...Blocked S Chris Maragos to help clear a lane for DB Micah Hyde on his 75-yard punt return for a TD in the second quarter.

▶**at Minnesota Vikings (11/23):** Started for the sixth straight game and played 46 snaps...Caught one pass for 10 yards.

▶**vs. New England Patriots (11/30):** Started and appeared on 59 snaps...Finished with a career-high 121 yards receiving on six catches (20.2 avg.), the best receiving-yardage total posted by a Green Bay rookie since Sterling Sharpe's 124-yard effort vs. Detroit on Nov. 20, 1988...Had a career-long 45-yard grab near the end of the first quarter on a

third-and-2...On the catch, used an out-and-up move on CB Logan Ryan and then caught a perfectly thrown pass from Rodgers down the sideline for the big gain...The reception set up Rodgers' 32-yard TD pass to TE Richard Rodgers on the next play to put Green Bay up 13-0...Earlier in the first quarter, broke his route up the field to free himself from Ryan as a scrambling Rodgers found him for a 33-yard gain down the left sideline.

▶**vs. Atlanta Falcons (12/8):** Started and played 49 snaps...Caught one pass for 6 yards.

▶**at Buffalo Bills (12/14):** Started and played 64 snaps...Caught one pass for 6 yards.

▶**at Tampa Bay Buccaneers (12/21):** Started and played 46 snaps... Caught two passes for 17 yards (8.5 avg.).

▶**vs. Detroit Lions (12/28):** Started and appeared on 60 of 66 offensive snaps.

▶**vs. Dallas Cowboys (NFC Divisional, 1/11):** Started as the team opened up with three WRs, leading the offense with 117 receiving yards and a TD on seven catches (16.7 avg.)...Both his receiving-yardage total and his reception total were franchise playoff records by a rookie...Had five receptions for 111 yards (22.2 avg.) in the second half, highlighted by his 46-yard TD grab late in the third quarter that narrowed the Cowboys' lead to 21-20...On the play, caught Rodgers' pass over the middle at the Green Bay 30 with CB Sterling Moore covering him before making a move on S J.J. Wilcox near the 20-yard line and taking it down the sideline for the score...Earlier on the drive, made a key 16-yard grab near the left sideline to convert a third-and-3...On Green Bay's go-ahead drive in the fourth quarter, picked up 18 yards on a reception near the sideline, spinning away from CB Orlando Scandrick after making the catch to pick up extra yardage...On the game-clinching drive, extended his arms to make a catch on third-and-3 with Moore in tight coverage, tossing the cornerback aside as he took it down the sideline for a 26-yard gain.

69 David Bakhtiari, T, 2nd Year, Colorado

• Has opened every game at left tackle in his first two seasons (32 starts).
• Started every game at left tackle for the Packers in 2013, becoming the first rookie to do so for Green Bay since the league went to a 16-game schedule in 1978.

• By starting at San Francisco last season in Week 1, he became just the fourth Green Bay rookie to start the season opener at LT since the 1970 AFL-NFL merger and the first since Ken Ruetters in 1985.

• Was the only NFL rookie to start all 16 games at left tackle in 2013.

2014 Season: Started all 16 games at LT...Part of an offense that ranked No. 1 in the NFL in points per game (30.4), No. 6 in the league in yards per game (386.1) and tied for No. 1 in the NFL in giveaways with a franchise-record 13...Part of a line that allowed just nine sacks in the last eight games, the second-fewest allowed by an offensive line in the league over the final eight games behind only Denver (eight)...Helped the line finish tied for No. 9 in the league in total sacks allowed with 30 on the season, the fewest given up by Green Bay since 2007 (19)...Part of an offense that set a franchise record with 356 first downs on the season...Was named a Pro Bowl alternate.

▶**at Seattle Seahawks (9/4):** Opened at LT and played all 62 snaps.

▶**vs. N.Y. Jets (9/14):** Played all 71 snaps and protected QB Aaron Rodgers as he threw for 346 yards, the most posted by a QB against the Jets since Saints QB Drew Brees threw for 382 last season in Week 9.

▶**at Detroit Lions (9/21):** Started and played all 53 snaps.

▶**at Chicago Bears (9/28):** Appeared on all 52 snaps and helped protect Rodgers as he threw for 302 yards and four TDs on 22-of-28 passing for a 151.2 passer rating, the third-best single-game mark of Rodgers' career (min. 20 attempts) and the fifth-best rating in franchise history... Part of a line that allowed just one sack for 0 yards on the afternoon and helped the offense score on six of seven possessions.

▶**vs. Minnesota Vikings (10/2):** Helped the offense rack up 42 points and a season-high 156 rushing yards on 28 attempts (5.6 avg.), including

RB Eddie Lacy's season-best 105 yards and two TDs on 13 carries (8.1 avg.)...Lacy's average of 8.1 yards per carry was a career high (min. 10 attempts) and was the best average by a Green Bay RB in a 100-yard game since Brandon Jackson rushed for 115 yards on 10 attempts (11.5 avg.) at Washington on Oct. 10, 2010...Sealed DE Everson Griffen to help create a lane for Lacy on his season-long 28-yard run in the first quarter...Played 44 of 54 offensive snaps, departing with just over 10 minutes remaining (coach's decision) and the Packers leading 42-10.

▶**at Miami Dolphins (10/12):** Appeared on all 80 snaps and was part of a line that helped the Green Bay offense rack up a season-high 27 first downs, 369 total yards and a 37:12 time of possession, the best mark posted by the Packers since Week 8 last season at Minnesota (40:54).

▶**vs. Carolina Panthers (10/19):** Started and helped the offense score TDs on four of its first five possessions as Green Bay got out to a 28-0 lead...Blocked for Rodgers as he completed 19 of 22 passes for 255 yards and three TDs, a career-high completion percentage of 86.4 and a passer rating of 154.5 that was the second best of his career (min. 20 attempts)... Played 49 of 58 offensive snaps, departing after the Packers' final drive of the third quarter (coach's decision).

▶**at New Orleans Saints (10/26):** Played all 68 snaps and helped protect Rodgers on his way to 418 yards on 28-of-39 passing, the second-best yardage output of the QB's career and tied for the third-best total in franchise history...Helped Lacy (123) and WR Randall Cobb (126) become the first Green Bay RB/WR duo to both post 100 yards receiving in the same game since RB Eddie Lee Ivey (128) and WR Aundra Thompson (102) did so at Tampa Bay on Oct. 12, 1980.

▶**vs. Chicago Bears (11/9):** Started and played 54 snaps, helping the offense rack up 55 points, which is tied for the third most in franchise history, and 451 total yards...Part of a line that didn't allow a sack and helped Rodgers throw for six TDs, which tied the single-game franchise record, with all of them coming in the first half as he tied Raiders QB Daryle Lamonica (1969) for the most in a first half in NFL history...Helped the offense score TDs on each of its first five possessions on the way to a 42-0 halftime lead, which tied the second-biggest halftime lead in league history.

▶**vs. Philadelphia Eagles (11/16):** Started and played 57 snaps, departing in the fourth quarter (coach's decision) with the Packers holding a 53-20 lead...Helped the offense register 475 total yards, its second-highest output of the season, and 53 points as the Packers posted back-to-back 50-point games for the first time in franchise history...Protected Rodgers as he was sacked just once and as he threw for 341 yards and three TDs with no INTs, his seventh game on the season with three-plus TDs/zero INTs (tied for second in NFL history behind only Tom Brady's eight in 2007).

▶**at Minnesota Vikings (11/23):** Started and played all 65 snaps as part of a line that allowed just one sack, bringing Green Bay's total to two sacks given up in the last three games...Helped clear the way for Lacy's season-high 125 rushing yards on 25 carries (5.0 avg.), with 55 of those coming in the fourth quarter, a career high for Lacy...With the Packers leading 24-21, cleared holes for Lacy to rush for 27 yards on five carries as Green Bay ran out the final 3:23 on the clock to clinch the win.

▶**vs. New England Patriots (11/30):** Started and played all 73 snaps as the offense racked up 478 total yards, the most given up by New England on the season...Protected Rodgers as he threw for 368 yards (a season high at home) and two TDs on 24-of-38 passing, highlighted by 282 yards passing in the first half alone, Rodgers' fourth 275-yard first half in the last five games...Also helped clear the way for Lacy's 98 rushing yards on 21 carries (4.7 avg.), including four runs of 10-plus yards... Delivered a block on LB Akeem Ayers to help create a gaping hole for Lacy on his game-long 24-yard run on Green Bay's opening drive.

▶**vs. Atlanta Falcons (12/8):** Started and appeared on all 68 snaps, helping the offense rack up season highs for total yards (502) and first downs (28)...Helped clear the way for a season-best 179 rushing yards on 30 attempts (6.0 avg), highlighted by a pair of 70-yard rushers in RBs James Starks (75 yards on 10 carries) and Lacy (73 yards on 13 carries)...

Protected Rodgers as the line allowed just one sack and helped the QB throw for 327 yards and three TDs with no INTs on 24-of-36 passing (123.3 rating).

▶**at Buffalo Bills (12/14):** Started and played all 71 snaps, helping the offense register a season-best average of 6.3 yards per carry as the Packers posted their second straight 155-yard effort on the ground (158 yards on 25 attempts), the team's first time doing so since Weeks 8-9 in 2013...Part of a line that allowed just one sack to a Buffalo defense that entered the game ranked No. 1 in the league in the category (48 in the first 13 games)...Added a tackle on special teams, making a stop of S Aaron Williams on his return of a blocked Mason Crosby field goal in the second quarter.

▶**at Tampa Bay Buccaneers (12/21):** Started and played all 74 snaps, helping the offense rack up 431 total yards, Green Bay's sixth 400-yard game in the last eight contests...Part of a line that allowed just one sack of Rodgers for the third straight game and protected him as he threw for 318 yards and a TD on 31-of-40 passing...Blocked for Lacy as he rushed for 99 yards on 17 carries (5.8 avg.), highlighted by a season-long 44-yard TD run late in the first quarter.

▶**vs. Detroit Lions (12/28):** Started and played all 66 snaps, helping the offense register 377 total yards against a Detroit defense that entered the game ranked No. 2 in the NFL (295.9 ypg)...Part of a line that cleared the way for Green Bay's 152 rushing yards on 38 attempts (4.0 avg.) against a Detroit defense that entered the game ranked No. 1 in the league against the run (63.8 ypg), the most yards given up on the ground by the Lions all season, highlighted by Lacy's 100-yard effort on 26 attempts (3.8 avg.)...Member of a line that allowed just one sack (QB Matt Flynn in the third quarter) for the fourth consecutive game, the longest single-season streak of zero sacks or one sack allowed since Weeks 8-11 in 2007... Protected Rodgers as he threw for 226 yards and two TDs with no INTs for a 139.6 passer rating.

▶**vs. Dallas Cowboys (NFC Divisional, 1/11):** Started and played all 68 snaps, helping the offense rack up 425 total yards, the fifth most in a game in franchise postseason history...Protected Rodgers as the line allowed just one sack and Rodgers connected on 24 of 35 passes for 316 yards and three TDs for a 125.4 rating...Helped clear the way for Lacy's 101 yards rushing on 19 carries (5.3 avg.), the first time ever that the Packers had a 100-yard rusher and a 300-yard passer in a playoff game.

32 Chris Banjo, S, 2nd Year, Southern Methodist

• Appeared in 16 games with one start as a rookie in 2013, recording 15 tackles (12 solo) and a pass defended.

• Finished second on the team with 10 tackles on special teams in 2013.

2014 Season: Played in three games and recorded three tackles on special teams...Was released in the final roster reduction during the preseason and spent the first 13 games on Green Bay's practice squad...Was signed to the 53-man roster on Dec. 13.

▶**at Buffalo Bills (12/14):** Played 20 snaps on special teams in his season debut and registered a tackle...Downed two Tim Masthay punts, including his season-long 63-yarder at the Buffalo 2-yard line late in the first half.

▶**at Tampa Bay Buccaneers (12/21):** Played 15 snaps on special teams and registered a tackle, bringing down RB Bobby Rainey at the Tampa Bay 20 on a fourth-quarter kickoff return.

▶**vs. Detroit Lions (12/28):** Appeared on 14 plays on special teams and recorded a tackle on special teams.

▶**vs. Dallas Cowboys (NFC Divisional, 1/11):** Played 13 snaps on special teams.

58 Sam Barrington, LB, 2nd Year, South Florida

• Appeared in seven games as a rookie in 2013, seeing time exclusively on special teams, before sustaining a season-ending hamstring injury vs. Chicago in Week 9.

• Registered three tackles on special teams last season.

2014 Season: Appeared in 14 games with six starts (four at MLB, three at BLB), seeing action on defense and special teams...Registered 68 tackles

(42 solo), a sack, four QB hits, five pressures and two passes defended... Added three tackles on special teams...Was inactive for two games due to a hamstring injury...Contributed to a run defense that allowed 86.4 yards per game over the final eight contests, No. 5 in the NFL over that span, and 3.6 yards per carry, No. 6 in the league over that span.

▶**at Seattle Seahawks (9/4):** Saw 18 snaps on special teams.

▶**vs. N.Y. Jets (9/14):** Appeared on 16 plays on special teams.

▶**at Detroit Lions (9/21):** Saw the most extensive action of his career on defense, appearing on 18 snaps in the second half with LB Jamari Lattimore sidelined (cramps)...Recorded the first statistics of his career on defense, racking up four tackles (three solo).

▶**at Chicago Bears (9/28):** Saw limited time on defense and special teams.

▶**vs. Minnesota Vikings (10/2):** Inactive due to a hamstring injury sustained in the previous game at Chicago.

▶**at Miami Dolphins (10/12):** Inactive (hamstring).

▶**vs. Carolina Panthers (10/19):** Made his first career start, opening at MLB, and played 29 snaps...Registered five tackles (three solo).

▶**at New Orleans Saints (10/26):** Started at MLB for the second straight week, leading the team with 10 tackles (six solo)...Added a QB hit and a pressure.

▶**vs. Chicago Bears (11/9):** Played 18 snaps, recording three tackles (two solo) and the first sack of his career...Came free up the middle in the fourth quarter to bring down QB Jimmy Clausen for a 9-yard sack on fourth down.

▶**vs. Philadelphia Eagles (11/16):** Appeared on 19 plays on defense and recorded a solo tackle...The stop came on Philadelphia's final possession as he brought down RB Chris Polk for a 1-yard loss on a fourth-down run...Added a tackle on special teams.

▶**at Minnesota Vikings (11/23):** Played 12 snaps at special teams and three on defense...Registered a solo tackle on defense and a stop on special teams.

▶**vs. New England Patriots (11/30):** Started at BLB and played 47 snaps, leading the linebackers with seven tackles (five solo), a QB hit, a pressure and a pass defended...On New England's opening drive of the game, came up the middle to bring down RB Shane Vereen on a run up the middle after a 2-yard gain on second-and-4...On the next play, stopped RB LeGarrette Blount for no gain on third-and-2 at the New England 46 to force a punt...Posted his first career pass defended when he got a hand on QB Tom Brady's pass over the middle intended for TE Rob Gronkowski on the Patriots' opening drive of the second half.

▶**vs. Atlanta Falcons (12/8):** Started at BLB for the second straight game, appearing on 44 snaps, and led the team with 10 tackles (five solo)...Helped limit the Falcons to 91 rushing yards on 24 carries (3.8 avg.)...Added a QB pressure and a tackle on special teams.

▶**at Buffalo Bills (12/14):** Started at MLB and finished second on the team with a career-high 11 tackles (eight solo)...Part of a defense that allowed a season-low 253 total yards as the Buffalo offense scored 12 points on four field goals.

▶**at Tampa Bay Buccaneers (12/21):** Started at MLB and registered five tackles (two solo), a QB hit and a pressure...Part of a defense that allowed just 106 total yards, the fewest given up by Green Bay since Dec. 21, 2006 (104 yards vs. Minnesota)...Helped the defense allow just 16 yards rushing, the third fewest given up in a game by the Packers since the 1970 AFL-NFL merger.

▶**vs. Detroit Lions (12/28):** Started at BLB and led the team with 11 tackles (six solo), matching his career high...Added a QB hit, a pressure and a pass defended...Stopped RB Joique Bell for no gain on a run up the middle in the third quarter.

▶**vs. Dallas Cowboys (NFC Divisional, 1/11):** Started at MLB and played 46 snaps, leading the linebackers with six tackles (three solo)... Stopped RB DeMarco Murray for no gain on a first-quarter run.

86 Brandon Bostick, TE, 2nd Year, Newberry

• Appeared in 11 games in 2013 and posted a 17.1-yard receiving average on his seven receptions.

• Was tied for No. 4 on the team last season with seven tackles on special teams.

• Participated in the Packers' rookie orientation camp on a tryout basis in May 2012 before he was signed by the club later that month. Spent the entire '12 season on Green Bay's practice squad.

2014 Season: Played in 13 games, seeing the majority of his time on special teams with two tackles in the third phase...Had two catches for 3 yards (1.5 avg.) and a TD...Was inactive for three games due to injury.

▶**at Seattle Seahawks (9/4):** Inactive due to a fibula injury sustained at St. Louis (Aug. 16) during the preseason.

▶**vs. N.Y. Jets (9/14):** Made his season debut, appearing on nine plays on special teams.

▶**at Detroit Lions (9/21):** Played 15 snaps on special teams.

▶**at Chicago Bears (9/28):** Played seven snaps on special teams.

▶**vs. Minnesota Vikings (10/2):** Appeared on 23 plays on special teams and saw his first action from scrimmage on the season (seven offensive snaps).

▶**at Miami Dolphins (10/12):** Played 18 snaps on special teams.

▶**vs. Carolina Panthers (10/19):** Played 22 snaps on special teams and eight on offense, posting his first reception of the season with a 2-yard grab late in the third quarter...Added a tackle on special teams.

▶**at New Orleans Saints (10/26):** Appeared on 14 plays on special teams and three on offense.

▶**vs. Chicago Bears (11/9):** Saw time on special teams and limited action on offense, but caught the second TD pass of his career when he caught a 1-yard TD pass over the middle from QB Aaron Rodgers on fourth-and-goal on Green Bay's opening drive...Lined up on the right side and came across the middle to make the grab with CB Kyle Fuller covering him.

▶**vs. Philadelphia Eagles (11/16) – at Minnesota Vikings (11/23):** Inactive due to a hip injury sustained in Week 10 vs. Chicago.

▶**vs. New England Patriots (11/30):** Returned to action after missing two games due to injury, appearing on nine plays on special teams.

▶**vs. Atlanta Falcons (12/8):** Played three snaps on offense and 17 on special teams, registering a tackle in kickoff coverage as he brought down WR Eric Weems following a 17-yard return in the third quarter.

▶**at Buffalo Bills (12/14):** Played 23 snaps on special teams.

▶**at Tampa Bay Buccaneers (12/21):** Appeared on 16 plays on special teams and three on offense.

▶**vs. Detroit Lions (12/28):** Played 17 snaps on special teams and one on offense...Registered a tackle on special teams.

▶**vs. Dallas Cowboys (NFC Divisional, 1/11):** Appeared on 13 plays on special teams.

93 Josh Boyd, DT, 2nd Year, Mississippi State

• Appeared in nine games as a rookie in 2013, seeing increased playing time down the stretch as he was active for the final seven contests.

• Posted eight tackles (four solo) on the season, with an additional two tackles (one solo) in the NFC Wild Card game vs. San Francisco.

2014 Season: Played in 15 games with four starts, recording 34 tackles (18 solo), four QB hits and four pressures...Contributed to a run defense that allowed 86.4 yards per game over the final eight contests, No. 5 in the NFL over that span, and 3.6 yards per carry, No. 6 in the league over that span.

▶**at Seattle Seahawks (9/4):** Posted an assisted tackle, a QB hit and a pressure.

▶**vs. N.Y. Jets (9/14):** Played 25 snaps and registered four tackles (two solo).

▶**at Detroit Lions (9/21):** Appeared on 22 plays and led the defensive line with a career-high six tackles (two solo) and a QB hit...Helped limit the Lions to an average of 3.0 yards per carry (115 yards on 38 attempts).

▶**at Chicago Bears (9/28):** Registered two solo tackles on 24 defensive

snaps...Sustained a knee injury in the first quarter but did return.

►**vs. Minnesota Vikings (10/2):** Inactive (knee), his first NFL game missed due to injury.

►**at Miami Dolphins (10/12):** Played 22 snaps on defense and 10 on special teams, recording an assisted tackle, a QB hit and a pressure...Part of a line that helped limit Miami's running backs to just 63 yards on 20 carries (3.2 avg.).

►**vs. Carolina Panthers (10/19):** Started his first NFL game, opening up at LDE in place of an injured Datone Jones (ankle)...Part of a line that helped limit Carolina's running backs to 67 yards rushing on 18 carries (3.7 avg.)...Posted an assisted tackle, a QB hit and a pressure.

►**at New Orleans Saints (10/26):** Appeared on 30 snaps on defense.

►**vs. Chicago Bears (11/9):** Played 33 snaps and registered four solo tackles and a pressure...Part of a line that limited the Bears to a season-low average of 2.3 yards per carry as they ran for just 55 yards on 24 attempts.

►**vs. Philadelphia Eagles (11/16):** Appeared on 25 plays and registered three tackles (all solo), including a stop of RB Chris Polk for a 2-yard loss late in the fourth quarter...Helped limit the Eagles to an average of 3.5 yards per carry on 31 rushing attempts, Philadelphia's lowest average in five games this season with 30-plus attempts.

►**at Minnesota Vikings (11/23):** Started at LDE as Green Bay opened in its base defense, appearing on 26 plays...Posted four tackles (three solo).

►**vs. New England Patriots (11/30):** Played 30 snaps on defense, recording two tackles (one solo).

►**vs. Atlanta Falcons (12/8):** Appeared on 23 snaps on defense and 15 on special teams...Registered a solo tackle and was part of a line that helped limit the Falcons to 91 rushing yards on 24 attempts (3.8 avg.).

►**at Buffalo Bills (12/14):** Started at LDE as the Packers opened up in their base defense...Played 34 snaps on defense, recording three tackles (one solo)...Also appeared on 16 plays on special teams.

►**at Tampa Bay Buccaneers (12/21):** Started at LDE and played 15 snaps, recording an assisted tackle...Helped the defense allow just 16 yards rushing, the third fewest given up in a game by the Packers since the 1970 AFL-NFL merger.

►**vs. Detroit Lions (12/28):** Played 20 snaps on defense and 10 on special teams...Posted a solo tackle on defense.

►**vs. Dallas Cowboys (NFC Divisional, 1/11):** Appeared on 11 plays on defense, recording two tackles (one solo).

11 Jarrett Boykin, WR, 3rd Year, Virginia Tech

• Played in all 16 games with eight starts in 2013 and registered career highs in receptions (49), receiving yards (681) and receiving TDs (three).

• Ranked No. 2 on the team in all three receiving categories over the final 11 games in '13 with 48 catches for 638 yards (13.3 avg.) and three TDs.

• Signed by Green Bay on May 14, 2012, after participating in the team's rookie orientation camp on a tryout basis. Had signed with Jacksonville earlier in the month as a non-drafted free agent before being released on May 8.

2014 Season: Played in 13 games with three starts (as the third WR) and had three catches for 23 yards (7.7 avg.)...Added four tackles and a team-high two forced fumbles on special teams...Was inactive for three contests due to injury.

►**at Seattle Seahawks (9/4):** Started as the Packers opened the game with three wideouts...Appeared on 49 offensive plays and seven on special teams.

►**vs. N.Y. Jets (9/14):** Started and played 34 snaps, hauling in one catch for 6 yards.

►**at Detroit Lions (9/21):** Started and appeared on 36 offensive plays, catching an 11-yard pass.

►**at Chicago Bears (9/28):** Missed his first NFL game due to injury as he was sidelined due to knee/groin injuries, sustaining the groin injury during the practice week.

►**vs. Minnesota Vikings (10/2) – at Miami Dolphins (10/12):** Inactive (groin).

►**vs. Carolina Panthers (10/19):** Returned to action after missing three games with a groin injury, appearing on 12 offensive snaps and eight snaps on special teams.

►**at New Orleans Saints (10/26):** Played eight snaps on offense.

►**vs. Chicago Bears (11/9):** Appeared on 22 offensive snaps, but made an impact play on special teams...With Chicago punting early in the third quarter, came off the left end and made an inside move to get past S Danny McCray on his way to P Patrick O'Donnell...Jumped to block the punt, but instead kicked the ball out with his right foot as he was leaping through the air, a fumble that O'Donnell recovered at the Chicago 8 to give Green Bay possession...Added two tackles on special teams.

►**vs. Philadelphia Eagles (11/16):** Played 13 snaps on offense and 18 on special teams, recording a tackle...Forced a fumble on special teams for the second straight week, forcing one by RB Chris Polk on a first-quarter kickoff return that was recovered by the Eagles.

►**at Minnesota Vikings (11/23):** Appeared on 13 plays on special teams and four on offense...Registered a tackle on special teams.

►**vs. New England Patriots (11/30):** Played 13 snaps on offense and 12 on special teams, and had a 6-yard reception.

►**vs. Atlanta Falcons (12/8):** Played 18 snaps on special teams...With the Packers leading 40-30 midway through the fourth quarter, recovered a Matt Bosher onside kick and returned it 3 yards to the Atlanta 41.

►**at Buffalo Bills (12/14):** Played 13 snaps on offense and 23 on special teams.

►**at Tampa Bay Buccaneers (12/21):** Appeared on 19 plays on offense and 16 on special teams.

►**vs. Detroit Lions (12/28):** Played 17 snaps on special teams and two on offense.

►**vs. Dallas Cowboys (NFC Divisional, 1/11):** Played 13 snaps on special teams and seven on offense.

54 Carl Bradford, LB, Rookie, Arizona State

• Earned first-team All-Pacific-12 honors at defensive end as a junior in 2013 after recording 61 tackles (45 solo), including 19 tackles for a loss, 8½ sacks, three forced fumbles, an interception that he returned for a TD and five passes defended.

• Won the Curley Culp Outstanding Defensive Lineman Award at the Sun Devils' team banquet in 2013.

• Posted 40.5 tackles for a loss over his final two seasons at Arizona State (2012-13), which was tied for fourth in the country over that span.

2014 Season: Was inactive (healthy scratch) for all 16 games.

►**at Seattle Seahawks (9/4) – vs. Detroit Lions (12/28):** Inactive (healthy scratch).

►**vs. Dallas Cowboys (NFC Divisional, 1/11):** Inactive (healthy scratch).

75 Bryan Bulaga, T, 5th Year, Iowa

• Started 33 contests at right tackle in his first three seasons as a pro (2010-12).

• Was sidelined for the entire 2013 campaign after sustaining a season-ending knee injury in the team's annual Family Night scrimmage on Aug. 3.

• Opened the final 12 games of 2010 and the entire postseason at RT after taking over for injured veteran Mark Tauscher, the most regular-season starts at the time by a Packers rookie tackle since Tauscher's 14 in 2000.

• Named to the *Pro Football Weekly*/PFWA All-Rookie team in 2010.

2014 Season: Started 15 of 16 games at RT, missing the Week 2 contest due to a knee injury...Part of an offense that ranked No. 1 in the NFL in points per game (30.4), No. 6 in the league in yards per game (386.1) and tied for No. 1 in the NFL in giveaways with a franchise-record 13...Part of a line that allowed just nine sacks in the final eight games, the second-fewest allowed by an offensive line in the league over the final eight games behind only Denver (eight)...Helped the line finish tied for No. 9 in the league in total sacks allowed with 30 on the season, the fewest given up by Green Bay since 2007 (19)...Part of an offense that set a franchise record with 356 first downs on the season.

► **at Seattle Seahawks (9/4):** Started at RT, his first regular-season game action since Week 10 of 2012 (vs. Arizona)...Left the game early in the second quarter after spraining his knee, and did not return.

► **vs. N.Y. Jets (9/14):** Practiced on a limited basis during the week, but was inactive (knee).

► **at Detroit Lions (9/21):** Returned to action after missing one game due to a knee injury...Started at RT and played all 53 offensive snaps.

► **at Chicago Bears (9/28):** Appeared on all 52 snaps and helped protect QB Aaron Rodgers as he threw for 302 yards and four TDs on 22-of-28 passing for a 151.2 passer rating, the third-best single-game mark of Rodgers' career (min. 20 attempts) and the fifth-best rating in franchise history...Part of a line that allowed just one sack for 0 yards on the afternoon and helped the offense score on six of seven possessions.

► **vs. Minnesota Vikings (10/2):** Appeared on all 54 offensive plays and helped the offense register 42 points and a season-high 156 rushing yards on 28 attempts (5.6 avg.), including RB Eddie Lacy's season-best 105 yards and two TDs on 13 carries (8.1 avg.)...Lacy's average of 8.1 yards per carry was a career high (min. 10 attempts) and was the best average by a Green Bay RB in a 100-yard game since Brandon Jackson rushed for 115 yards on 10 attempts (11.5 avg.) at Washington on Oct. 10, 2010.

► **at Miami Dolphins (10/12):** Appeared on all 80 snaps and was part of a line that helped the Green Bay offense register a season-high 27 first downs, 369 total yards and a 37:12 time of possession, the best mark posted by the Packers since Week 8 last season at Minnesota (40:54).

► **vs. Carolina Panthers (10/19):** Started and appeared on all 58 offensive snaps, helping the offense score TDs on four of its first five possessions as Green Bay got out to a 28-0 lead...Blocked for Rodgers as he completed 19 of 22 passes for 255 yards and three TDs, a career-high completion percentage of 86.4 and a passer rating of 154.5 that was the second best of his career (min. 20 attempts).

► **at New Orleans Saints (10/26):** Played all 68 snaps and helped protect Rodgers on his way to 418 yards on 28-of-39 passing, the second-best yardage output of the QB's career and tied for the third-best total in franchise history...Helped Lacy (123) and WR Randall Cobb (126) become the first Green Bay RB/WR duo to both post 100 yards receiving in the same game since RB Eddie Lee Ivey (128) and WR Aundra Thompson (102) did so at Tampa Bay on Oct. 12, 1980.

► **vs. Chicago Bears (11/9):** Started and played all 67 snaps, helping the offense rack up 55 points, which is tied for the third most in franchise history, and 451 total yards...Part of a line that didn't allow a sack and helped Rodgers throw for six TDs, which tied the single-game franchise record, with all of them coming in the first half as he tied Raiders QB Daryle Lamonica (1969) for the most in a first half in NFL history...Helped the offense score TDs on each of its first five possessions on the way to a 42-0 halftime lead, which tied the second-biggest halftime lead in league history.

► **vs. Philadelphia Eagles (11/16):** Started and played all 68 snaps, one of only two offensive players (C Corey Linsley) to do so...Helped the offense register 475 total yards, its second-highest output of the season, and 53 points as the Packers posted back-to-back 50-point games for the first time in franchise history...Protected Rodgers as he was sacked just once and as he threw for 341 yards and three TDs with no INTs, his seventh game on the season with three-plus TDs/zero INTs (tied for second in NFL history behind only Tom Brady's eight in 2007).

► **at Minnesota Vikings (11/23):** Started and played all 65 snaps as part of a line that allowed just one sack, bringing Green Bay's total to two sacks given up in the last three games...Helped clear the way for Lacy's season-high 125 rushing yards on 25 carries (5.0 avg.), with 55 of those coming in the fourth quarter, a career high for Lacy...With the Packers leading 24-21, cleared holes for Lacy to rush for 27 yards on five carries as Green Bay ran out the final 3:23 on the clock to clinch the win.

► **vs. New England Patriots (11/30):** Started and played all 73 snaps as the offense racked up 478 total yards, the most given up by New England on the season...Protected Rodgers as he threw for 368 yards (a

season high at home) and two TDs on 24-of-38 passing, highlighted by 282 yards passing in the first half alone, Rodgers' fourth 275-yard first half in the last five games...Also helped clear the way for Lacy's 98 rushing yards on 21 carries (4.7 avg.), including four runs of 10-plus yards...Slid down the line to deliver a block on DT Vince Wilfork as the line created a gaping hole for Lacy on his game-long 24-yard run on Green Bay's opening drive.

► **vs. Atlanta Falcons (12/8):** Started and appeared on all 68 snaps, helping the offense rack up season highs for total yards (502) and first downs (28)...Helped clear the way for a season-best 179 rushing yards on 30 attempts (6.0 avg), highlighted by a pair of 70-yard rushers in RBs James Starks (75 yards on 10 carries) and Lacy (73 yards on 13 carries)...Protected Rodgers as the line allowed just one sack and helped the QB throw for 327 yards and three TDs with no INTs on 24-of-36 passing (123.3 rating).

► **at Buffalo Bills (12/14):** Started and played 60 of 71 snaps, departing the game early in the fourth quarter after sustaining a concussion during the return of a Rodgers interception...Helped the offense register a season-best average of 6.3 yards per carry as the Packers posted their second straight 155-yard effort on the ground (158 yards on 25 attempts), the team's first time doing so since Weeks 8-9 in 2013...Part of a line that allowed just one sack to a Buffalo defense that entered the game ranked No. 1 in the league in the category (48 in the first 13 games).

► **at Tampa Bay Buccaneers (12/21):** Started and played all 74 snaps, helping the offense rack up 431 total yards, Green Bay's sixth 400-yard game in the last eight contests...Part of a line that allowed just one sack of Rodgers for the third straight game and protected him as he threw for 318 yards and a TD on 31-of-40 passing...Blocked for Lacy as he rushed for 99 yards on 17 carries (5.8 avg.), highlighted by a season-long 44-yard TD run late in the first quarter.

► **vs. Detroit Lions (12/28):** Started and played all 66 snaps, helping the offense register 377 total yards against a Detroit defense that entered the game ranked No. 2 in the NFL (295.9 ypg)...Part of a line that cleared the way for Green Bay's 152 rushing yards on 38 attempts (4.0 avg.) against a Detroit defense that entered the game ranked No. 1 in the league against the run (63.8 ypg), the most yards given up on the ground by the Lions all season, highlighted by Lacy's 100-yard effort on 26 attempts (3.8 avg.)...Member of a line that allowed just one sack (QB Matt Flynn in the third quarter) for the fourth consecutive game, the longest single-season streak of zero sacks or one sack allowed since Weeks 8-11 in 2007...Protected Rodgers as he threw for 226 yards and two TDs with no INTs for a 139.6 passer rating...Sealed off DE Jason Jones on Starks' 21-yard run down to the Detroit 7 on Green Bay's opening drive.

► **vs. Dallas Cowboys (NFC Divisional, 1/11):** Started and played all 68 snaps, helping the offense rack up 425 total yards, the fifth most in a game in franchise postseason history...Protected Rodgers as the line allowed just one sack and Rodgers connected on 24 of 35 passes for 316 yards and three TDs for a 125.4 rating...Helped clear the way for Lacy's 101 yards rushing on 19 carries (5.3 avg.), the first time ever that the Packers had a 100-yard rusher and a 300-yard passer in a playoff game...Made a key block on DE George Selvie to help spring Lacy for a 19-yard run on his second carry of the afternoon.

42 Morgan Burnett, S, 5th Year, Georgia Tech

- Started each of the final 13 games in 2013, posting 106 tackles (77 solo), nine passes defended and a career-high and team-leading three fumble recoveries, one of which he returned for his first career TD.

- Has started 61 games between the two safety positions since the start of 2011.

- In 2010, joined Tom Flynn (1984) and Nick Collins (2005) as the only Green Bay rookies to open the season as a starter at safety since the 1970 AFL-NFL merger.

2014 Season: Started 15 games at SS, missing one due to injury, and led the team with 125 tackles (99 solo)...Marked his fourth straight 100-tackle season (2011-14), the only player on the team to do so over

that span...Also recorded 1.5 sacks, an interception, six passes defended, a forced fumble, two pressures and three QB hits, and added a career-best 11 tackles on special teams (tied for No. 3 on the team)...Part of a secondary that helped Green Bay rank No. 7 in opponent passer rating (82.0) this season...Contributed to a run defense that allowed 86.4 yards per game over the final eight contests, No. 5 in the NFL over that span, and 3.6 yards per carry, No. 6 in the league over that span.

▶**at Seattle Seahawks (9/4):** Appeared on all 70 defensive snaps and tied for the team lead with eight tackles (six solo).

▶**vs. N.Y. Jets (9/14):** One of two defensive players to play all 71 snaps (A.J. Hawk)...Led the team with 10 tackles (eight solo) and added a pass defended and a tackle on special teams...Helped limit the Jets to 166 net passing yards.

▶**at Detroit Lions (9/21):** Played all 75 defensive snaps and registered four tackles (three solo).

▶**at Chicago Bears (9/28):** Led the secondary with 14 tackles (12 solo), a tackle total that matched his career high (vs. New Orleans, Sept. 8, 2011)...Added a tackle on special teams.

▶**vs. Minnesota Vikings (10/2):** Posted a team-high 11 tackles (10 solo) and a forced fumble, his first since forcing one at Chicago on Dec. 16, 2012...With just over two minutes remaining in the first half, punched the ball out on a RB Matt Asiata run, a fumble that was recovered by CB Casey Hayward at the Green Bay 34.

▶**at Miami Dolphins (10/12):** One of two defensive players (Hawk) to play all 58 snaps, he registered five tackles (four solo), including a tackle for a loss...The TFL came on a fourth-and-goal from the 1 in the first quarter when he knifed through the line to stop RB Knowshon Moreno for a 2-yard loss...The stop came after Miami took over at the Green Bay 16 following a blocked punt.

▶**vs. Carolina Panthers (10/19):** Registered seven tackles (six solo). Left in the fourth quarter with a calf injury and did not return.

▶**at New Orleans Saints (10/26):** Inactive due to a calf injury.

▶**vs. Chicago Bears (11/9):** Returned to action and registered six tackles (four solo), a sack and a pass defended...Came off the left side on a fourth-and-10 late in the first half and brought QB Jay Cutler down for an 8-yard loss, eluding a block attempt by RB Matt Forte to get to Cutler...Marked his first sack since Oct. 28, 2012, vs. Jacksonville.

▶**vs. Philadelphia Eagles (11/16):** Led the team with nine tackles (eight solo) and helped the defense limit the Eagles to an average of 3.5 yards per carry on 31 rushing attempts, with no gains of 15-plus yards.

▶**at Minnesota Vikings (11/23):** Played all 68 snaps and led the team with nine tackles (eight solo) and a QB hit...In the first quarter, came around the right end to put a hit on QB Teddy Bridgewater as he threw the ball away, forcing an intentional-grounding penalty...Also paced the club with a career-high three tackles on special teams.

▶**vs. New England Patriots (11/30):** Played all 56 snaps and registered seven tackles (four solo)...Was part of a secondary that helped limit QB Tom Brady to 245 yards passing, his lowest yardage output since Week 4...Added a tackle on special teams, bringing down WR Danny Amendola on a first-quarter kickoff after a 17-yard return.

▶**vs. Atlanta Falcons (12/8):** Played 66 of 67 snaps and led the secondary with eight tackles (seven solo) and an interception...On the INT, stayed with WR Devin Hester as he first went to the flat before heading down the sideline to make a leaping interception of QB Matt Ryan's pass intended for Hester...Took the return across the field for a 32-yard pickup to the Atlanta 15, setting up a 1-yard TD pass from QB Aaron Rodgers to RB Eddie Lacy four plays later...Added a QB pressure and a tackle on special teams.

▶**at Buffalo Bills (12/14):** Played all 68 snaps and led the defense with 12 tackles (six solo)...Part of a secondary that helped limit QB Kyle Orton to a 54.2 passer rating and 158 yards on 14-of-27 passing.

▶**at Tampa Bay Buccaneers (12/21):** Played all 49 snaps and led the team with 10 tackles (eight solo), adding a half-sack, a QB hit, a pressure and a pass defended...Came off the left side and made an inside move to beat T Oniel Cousins on his way to a shared 10-yard sack of QB Josh

McCown with DT Mike Daniels in the first quarter...Part of a defense that allowed just 106 total yards, the fewest given up by Green Bay since Dec. 21, 2006 (104 yards vs. Minnesota)...Helped the defense allow just 16 yards rushing, the third fewest given up in a game by the Packers since the 1970 AFL-NFL merger.

▶**vs. Detroit Lions (12/28):** Played all 69 snaps and led the secondary with five tackles (all solo) and a season-high two passes defended...Early in the second quarter, ran stride-for-stride with TE Eric Ebron down the sideline to break up a deep pass near the Green Bay 5...Recovered a QB Matthew Stafford fumble on an attempted handoff to RB Jaiquie Bell at the Detroit 42 early in the fourth quarter...The turnover led to seven points with QB Aaron Rodgers' 1-yard TD run putting Green Bay up 28-14...Added two tackles on special teams.

▶**vs. Dallas Cowboys (NFC Divisional, 1/11):** Was one of three defenders to play all 55 snaps, recording three tackles (two solo).

24 Jarrett Bush, CB, 9th Year, Utah State

• Tallied a double-digit tackle total on special teams for seven consecutive seasons (2006-12), becoming the first Packer to accomplish that feat since the statistic began being recorded by the team in 1976. Has posted at least 10 tackles on special teams in eight of his nine seasons with Green Bay.

• Played in all 16 games for five straight seasons (2008-12), and saw a streak of 92 consecutive games played (including playoffs) snapped when he suffered a hamstring injury in Week 2 last season.

• Has been voted by teammates as a playoff captain each of the last four postseasons, earning selection each time as one of the two representatives for the special teams units.

▶**2014 Season:** Played in 15 games, seeing time on defense and special teams...Missed one contest due to a groin injury...Was tied for third on the team with 11 special teams tackles, and added seven tackles (six solo) and a pass defended on defense.

▶**at Seattle Seahawks (9/4):** Saw 19 snaps on special teams, which was tied for the second most on the team...Recorded two tackles on special teams.

▶**vs. N.Y. Jets (9/14):** Played a team-high 23 snaps on special teams and also five snaps as the dime back.

▶**at Detroit Lions (9/21):** Recorded a tackle on special teams, bringing down WR Jeremy Ross at the Detroit 17 on the opening kickoff of the game...Appeared on a team-high 19 plays on special teams.

▶**at Chicago Bears (9/28):** Posted two solo tackles on defense and a tackle on special teams, bringing down WR Rashad Ross down at the Chicago 14 on a fourth-quarter kickoff return.

▶**vs. Minnesota Vikings (10/2):** Appeared on a team-high 25 snaps on special teams.

▶**at Miami Dolphins (10/12):** Played a team-high 21 snaps on special teams and also saw time as the third corner in the second half with Sam Shields (knee) and Tramon Williams (ankle) both sidelined with injuries...Registered two solo tackles on defense.

▶**vs. Carolina Panthers (10/19):** Appeared on a team-high 26 snaps on special teams and also saw some action on defense (12 snaps)...Led the team with a season-high three special teams tackles and added three tackles (two solo) and a pass defended on defense.

▶**at New Orleans Saints (10/26):** Played 22 snaps on special teams, tied with S Sean Richardson for the team lead, and appeared on one defensive play.

▶**vs. Chicago Bears (11/9):** Matched his season high with three tackles on special teams, tying Sean Richardson for the team lead.

▶**vs. Philadelphia Eagles (11/16):** Played 19 snaps on special teams.

▶**at Minnesota Vikings (11/23):** Was inactive due to a groin injury sustained in Week 11 vs. Philadelphia, just his seventh game missed due to injury in his eight-plus seasons in the league.

▶**vs. New England Patriots (11/30):** Returned to action, appearing on a team-high 20 plays on special teams.

▶**vs. Atlanta Falcons (12/8):** Played 24 snaps on special teams, tied for the second most on the team.

▶**at Buffalo Bills (12/14):** Tied for the team lead by appearing on 30

plays on special teams.

► **at Tampa Bay Buccaneers (12/21):** Appeared on 17 plays on special teams, which was tied for the team lead.

► **vs. Detroit Lions (12/28):** Played 17 snaps on special teams and posted a tackle on special teams...Brought down WR Jeremy Ross at the Detroit 23 on a second-quarter kickoff return.

► **vs. Dallas Cowboys (NFC Divisional, 1/11):** Appeared on 17 plays on special teams and two on defense...Registered a special teams tackle.

21 Ha Ha Clinton-Dix, S, Rookie, Alabama

- Was a consensus All-America selection in 2013 as a junior, earning first-team recognition from *The Associated Press*, the Football Writers Association of America and *Sporting News*.

- Played in 38 games with 20 starts in his three seasons at Alabama and registered 100 tackles (58 solo), including four tackles for a loss, seven interceptions, a forced fumble and 17 passes defended.

- Led the Southeastern Conference with a career-high five INTs as a sophomore in 2012.

2014 Season: Played in all 16 games with 10 starts (nine at FS, one at SS), the most starts by a Green Bay rookie safety since Nick Collins opened all 16 contests in 2005...Was named to the PFWA's All-Rookie team...Ranked No. 2 on the team with 95 tackles (73 solo)...Added a sack, an interception, 11 passes defended (tied for No. 4 on the team), two QB hits and three pressures...Also posted three tackles and a fumble recovery on special teams...Part of a secondary that helped Green Bay rank No. 7 in the NFL in opponent passer rating (82.0) this season...Contributed to a run defense that allowed 86.4 yards per game over the final eight contests, No. 5 in the NFL over that span, and 3.6 yards per carry, No. 6 in the league over that span.

► **at Seattle Seahawks (9/4):** Saw 40 snaps on defense and 19 on special teams in his pro debut, and made an impact in both phases...Became the first Packer (since 1982) to register a sack and a fumble recovery in his NFL debut...Chased down QB Russell Wilson for a zero-yard sack on Seattle's opening drive...Later in the quarter, recovered a fumble at the Seattle 34 after Seahawks S Earl Thomas muffed the catch on a Tim Masthay punt, a turnover that helped set up FB John Kuhn's 2-yard TD run...Finished the game with six tackles (four solo) and a pass defended.

► **vs. N.Y. Jets (9/14):** Appeared on 56 snaps, seeing even more significant action in the second half after FS Micah Hyde departed with a knee injury in the third quarter...Registered a solo tackle and helped limit the Jets to 166 net passing yards...Added a tackle on punt coverage.

► **at Detroit Lions (9/21):** Posted the first interception of his NFL career, picking off a Matthew Stafford pass late in the first quarter at the Green Bay 17...Picked off the deep pass down the left sideline intended for WR Corey Fuller, one that deflected off of Fuller and CB Davon House, and then returned it 9 yards to the Green Bay 26 with a 15-yard penalty tacked on for a low block by RB Joiique Bell...The takeaway would result in seven points as the offense drove 59 yards in nine plays and capped off the drive with a 10-yard pass from QB Aaron Rodgers to TE Andrew Quarless...With the INT, he became the first Green Bay rookie defensive back to register an interception, a sack and a fumble recovery (since 1982) in his first three NFL games...Added two tackles (one solo) and an additional pass defended.

► **at Chicago Bears (9/28):** Played 58 snaps and registered six solo tackles and a pressure...Made a tackle of TE Martellus Bennett after an 8-yard reception at the Green Bay 1 on the final play of the first half as time expired.

► **vs. Minnesota Vikings (10/2):** Appeared on 68 defensive snaps and recorded six tackles (five solo), a QB hit and a pressure.

► **at Miami Dolphins (10/12):** Played 37 snaps and led the team with a career-high nine tackles (eight solo), including a tackle for a loss...The TFL came early in the second quarter when RB Lamar Miller went up the middle and got knocked back by LB Nick Perry and LB/DE Mike Neal before Clinton-Dix came up and brought him down for a 9-yard loss...Also added a pressure and a pass defended.

► **vs. Carolina Panthers (10/19):** Started his first NFL game, opening up at FS...Was one of only two defensive players (LB A.J. Hawk) to play all 69 snaps...Led the team for the second straight game with nine tackles (eight solo), matching his career high...Added a tackle on special teams.

► **at New Orleans Saints (10/26):** Started for the second straight week, opening at SS in place of an injured Morgan Burnett (calf)...Led the secondary with eight tackles (four solo).

► **vs. Chicago Bears (11/9):** Got the start for the third straight week, opening at FS, and registered four tackles (two solo) and a pass defended.

► **vs. Philadelphia Eagles (11/16):** Started his fourth straight contest and finished second on the team with eight tackles (seven solo)...Added a stop on special teams.

► **at Minnesota Vikings (11/23):** Started at FS for the fifth straight game and finished second on the team with eight tackles (all solo)...Jumped over WR Greg Jennings to knock away a QB Teddy Bridgewater pass in the fourth quarter, one of his two passes defended on the afternoon (tied for the team lead).

► **vs. New England Patriots (11/30):** Started at FS for the sixth straight game and registered seven tackles (five solo)...Posted a team-leading and career-high three passes defended, highlighted by a diving breakup of QB Tom Brady's second-down pass intended for TE Rob Gronkowski in the end zone on New England's final possession with Green Bay leading 26-21...Was part of a secondary that helped limit Brady to 245 yards passing, his lowest yardage output since Week 4.

► **vs. Atlanta Falcons (12/8):** Started and played all 67 snaps, finishing with six tackles (all solo).

► **at Buffalo Bills (12/14):** Played all 68 snaps and finished third on the team with nine tackles (six solo), matching his career high...Part of a secondary that helped limit QB Kyle Orton to a 54.2 passer rating and 158 yards on 14-of-27 passing.

► **at Tampa Bay Buccaneers (12/21):** Played all 49 snaps and registered five tackles (three solo) and a pass defended...Part of a defense that allowed just 106 total yards, the fewest given up by Green Bay since Dec. 21, 2006 (104 yards vs. Minnesota)...Helped the defense allow just 16 yards rushing, the third fewest given up in a game by the Packers since the 1970 AFL-NFL merger.

► **vs. Detroit Lions (12/28):** Appeared on all 69 plays and registered an assisted tackle.

► **vs. Dallas Cowboys (NFC Divisional, 1/11):** Was one of three defensive players to play all 55 snaps and tied for the team lead with six tackles (five solo).

18 Randall Cobb, WR, 4th Year, Kentucky

- Was limited to just six games in 2013 due to a knee injury. Through Week 6, led the team in receptions with 29 and ranked No. 2 in receiving yards with 378.

- Set a franchise single-season record with a league-high 2,342 combined net yards in 2012, topping the previous team mark of 2,250 yards by RB Ahman Green in 2003.

- With 954 receiving yards and 964 kickoff return yards in 2012, became the first player in NFL history to post 900-plus yards in each category in the same season.

- Ranked No. 2 in the NFL in kickoff return average (27.7) in 2011, setting a franchise rookie record with 941 kickoff return yards on the season.

2014 Season: Started all 16 games and posted a career-best 91 catches for a career-high 1,287 yards (14.1 avg.) and a career-best 12 TDs...Became just the fifth player in team history to register 90-plus catches in a season, joining WRs Sterling Sharpe, Robert Brooks, Jordy Nelson and Donald Driver...Teamed with Nelson to become the first WR duo in NFL history to both register 90-plus catches, 1,200-plus receiving yards and 12-plus TDs in the same season...Was tied for No. 4 in the league in TD catches...Led the league with 10 receiving TDs in the red zone...Had six TD grabs on third down, which was tied with Chargers TE Antonio Gates for No. 1 in the NFL...Posted 437 yards receiving on third down, good for No. 5 in the NFL...Of his 91 receptions, 71 went for first downs, a 78.0 percent-

age that led the team and ranked No. 4 in the NFL...Was tied for No. 3 in the league (Nelson) with 71 receiving first downs...Returned 14 punts for 112 yards (8.0 avg.) and had 37 rushing yards on 11 carries (3.4 avg.)... Was named a Pro Bowl alternate.

► **at Seattle Seahawks (9/4):** Finished with six receptions for 58 yards (9.7 avg), including a 3-yard TD grab in the fourth quarter...Handled punt-return duties, but did not have any returns (two fair catches).

► **vs. N.Y. Jets (9/14):** Caught two TD passes, his third straight regular-season game with a TD catch and his second two-TD game over that span...The first score came with six seconds remaining in the first half when he hauled in a 6-yard pass from Rodgers...The second, which came with just under six minutes remaining in the third quarter, was a 1-yard grab that put the Packers up 22-21...Caught a pass from Rodgers on the next play for the two-point conversion, Green Bay's first since Sept. 9, 2012, vs. San Francisco (Rodgers-Jordy Nelson pass).

► **at Detroit Lions (9/21):** Appeared on 44 plays and caught three passes for 29 yards (9.7 avg.)...Posted a season-long 22-yard punt return early in the first quarter.

► **at Chicago Bears (9/28):** Played all 52 offensive snaps and caught seven passes for 113 yards (16.1 avg.) and two TDs, his third game with two TD catches in the last five contests...Had a game-long 46-yard grab down to the Chicago 2 in the fourth quarter...Made the catch over the middle at the Chicago 33 before evading CB Kyle Fuller with a fake and taking it down the sideline to the 2-yard line...Went over the 2,000-yard receiving mark for his career on the 46-yarder...Hauled in a 22-yard TD grab over CB Isaiah Frey in the end zone late in the first half to give Green Bay a 21-17 edge, a lead they would never relinquish...Also caught a 3-yard TD pass early in the fourth quarter, bringing his season total to five TD catches, the first Packer to catch five TD passes in the first four games of a season since Billy Howton and Gary Knafelc both did so in 1956...Joined Jordy Nelson as they became the first Green Bay players to both register 100 receiving yards and two TD catches in the same game since Carroll Dale and Boyd Dowler hit those marks vs. the St. Louis Cardinals on Dec. 21, 1969.

► **vs. Minnesota Vikings (10/2):** Tied for the team lead with three receptions for 34 yards (11.3 avg.), highlighted by his 8-yard TD catch in the first quarter that started the Green Bay scoring...Lined up in the slot, made a move in the end zone to shed CB Captain Munneryn for the 8-yard scoring grab...The TD was his sixth of the season as he became the first Green Bay player since Howton (seven) in 1956 to post six or more receiving TDs in the first five games of a season.

► **at Miami Dolphins (10/12):** Caught five passes for 58 yards (11.6 avg.), including a 5-yard TD catch late in the third quarter that put Green Bay up 17-10...Working against S Louis Delmas in the end zone on third down, cut to the right and then back to the left to free himself as Rodgers scrambled and found him for the score.

► **vs. Carolina Panthers (10/19):** Led the team in both catches (six) and receiving yards (121)...The 121 yards receiving was the second-best total of his career to that point, trailing only his 128-yard output vs. Washington (Sept. 15, 2013)...His average of 20.2 yards per catch was a career high in games with five or more receptions...Had a season-long 47-yard grab in the second quarter, lining up in the slot and running to the flat before moving back to find a hole in the Carolina defense...Caught the pass near midfield, made a nifty cutback move to evade CB Antoine Cason and LB Luke Kuechly, and cut across the field and down the sideline to the Carolina 17...Capped that drive off with a 3-yard TD catch from Rodgers, matching his single-season career high set in 2012 (eight)...With the eight TD grabs, has recorded the most by a Packer through the first seven games of the season since Howton had nine in 1956...Marked his fourth consecutive game with a TD catch, matching his career high set in 2012... Also posted a season-long 24-yard punt return in the second quarter.

► **at New Orleans Saints (10/26):** Led the team with 126 receiving yards on five grabs (25.2 avg.), highlighted by a career-long 70-yard TD reception on Green Bay's first possession of the game...On third-and-10 at the Green Bay 30, adjusted his route and headed up field as Rodgers

scrambled, getting behind CB Keenan Lewis near the sideline and making the catch at the New Orleans 35...Outran Lewis and S Rafael Bush the rest of the way for his career-high ninth TD of the season, surpassing his previous season high (eight in 2012) in just the eighth game of the season...It marked his fifth consecutive game with a TD catch, the first Packer to do so since WR Greg Jennings in 2007...Finished the first quarter with 101 yards receiving on three receptions, the best receiving-yardage total by a Packer in a first quarter since WR Donald Driver registered 111 yards on three grabs (37.0 avg.) at Chicago on Oct. 7, 2002.

► **vs. Chicago Bears (11/9):** Caught four passes for 72 yards (18.0 avg.), including a leaping left-handed 18-yard TD catch from Rodgers with CB Demontre Hurst covering him near the end of the first half that put Green Bay up 42-0 at the break...It marked his sixth consecutive game with a TD catch, which is tied for the third-longest streak in franchise history, and he became the first Green Bay player to accomplish the feat since WR Sterling Sharpe did so in six straight in 1994.

► **vs. Philadelphia Eagles (11/16):** Posted then-career highs in both receptions (10) and receiving yards (129), eclipsing his previous highs of nine catches (three times) and 128 yards (vs. Washington, 9/15/13)... Nine of his 10 catches went for first downs, the most by a Packer since WR Javon Walker registered the same number vs. Jacksonville on Dec. 19, 2004...Had three receptions of 20-plus yards (22, 22, 20), with the first 22-yarder converting a third-and-9 in the first quarter...With Rodgers scrambling to the right, made a move to free himself from CB Bradley Fletcher and made a leaping grab near the sideline to pick up the first down...Finished with three receptions for 47 yards (15.7 avg.) on third down on the afternoon, with all three grabs picking up first downs.

► **at Minnesota Vikings (11/23):** Caught four passes for 58 yards (14.5 avg.), his sixth straight game with 50-plus receiving yards...Caught a 29-yard pass over the middle from Rodgers late in the first quarter to convert a third-and-10 with CB Captain Munneryn covering him closely.

► **vs. New England Patriots (11/30):** Led the team with seven receptions for 85 yards (12.1 avg.), with five of the catches going for first downs...Had five grabs for 71 yards (14.2 avg.) on third down, highlighted by his game-clinching 7-yard grab on third-and-4 that allowed the Packers to run out the clock for the win...On the play, lined up in the backfield before the snap before moving into the slot...Beat CB Logan Ryan off the line and continued to move across the field to the left as Rodgers found him for the reception between Ryan and CB Devin McCourty...Lined up in the backfield and beat DE Rob Ninkovich on a wheel route down the right sideline for a 33-yard catch on a third-and-5 early in the second quarter... Added 8 rushing yards on two carries (4.0 avg.).

► **vs. Atlanta Falcons (12/8):** Caught four passes for 58 yards (14.5 avg.), with all four of his receptions going for first downs...Had three catches for 40 yards (13.3 avg.) on third down, including a 13-yard reception that converted a third-and-9 from the Green Bay 27 with the Packers holding a 34-24 lead in the fourth quarter...On the next play, Rodgers found WR Jordy Nelson for a 60-yard TD pass.

► **at Buffalo Bills (12/14):** Led the team with seven catches for 96 yards (13.7 avg.) as he went over the 1,000-yard mark on the season for the first time in his career...Joined Nelson as the first Green Bay duo to both register 1,000 yards receiving in the same season since WRs Donald Driver and Greg Jennings did so in 2009...Six of his seven receptions went for first downs, the sixth time on the season that he registered five-plus catches that went for first downs...Had an 11-yard reception early in the second quarter down to the Buffalo 1 that set up an Eddie Lacy TD run on the next play...Added a season-high 15 rushing yards on two carries (7.5 avg.), highlighted by a season-long 12-yard pickup early in the fourth quarter.

► **at Tampa Bay Buccaneers (12/21):** Posted a career-high 11 catches for a career-best 131 yards (11.9 avg.), becoming the first Packer to register 11-plus catches in a game since WR James Jones had 11 vs. Washington on Sept. 15, 2013...Seven of his 11 grabs went for first downs...Midway through the second quarter, found a hole in the defense to catch a pass over the middle for a 20-yard gain...On Green Bay's final TD drive in the fourth quarter, used a stutter-and-go move to beat S Dashon

Goldson down the middle for a 30-yard gain down to the Tampa Bay 20.

►**vs. Detroit Lions (12/28):** Caught four passes for 80 yards (20.0 avg.) and two TDs, the sixth time in his career that he caught two TD passes in a game...Beat CB Cassius Vaughn on an in-route across the middle late in the second quarter for a 34-yard gain to the Detroit 9...Two plays later, caught a 4-yard TD pass from Rodgers, finding a hole in the middle of the defense and then moving to his left as Rodgers scrambled to his right...In the third quarter, caught a pass over the middle from Rodgers, his first throw after returning to the game following a calf injury, and made S Isa Abdul-Quddus miss near the Detroit 35 before taking it down the left sideline for a 29-yard gain to the Lions' 19...Three plays later, caught a slant from Rodgers as he beat Vaughn on his way to the end zone, leaping to extend the ball over the goal line for the 13-yard TD.

►**vs. Dallas Cowboys (NFC Divisional, 1/11):** Recorded post-season career highs with eight receptions for 116 yards (14.5 avg.)...His eight receptions were tied for the fourth most in a playoff game in team history (three players with nine catches)...Six of his catches went for first downs, including a game-clinching 12-yard grab on third-and-11 with just under two minutes remaining...On the play, freed himself from CB Orlando Scandrick to make a diving grab of a tipped pass at the Dallas 23, enabling Green Bay to run out the clock in the win...Had two key catches at the end of the first half to set up a 40-yard Mason Crosby FG as time expired, a diving 12-yard grab over the middle and then a 31-yarder down the left sideline to the Dallas 48 as he tapped his feet in bounds...Hauled in a 26-yard grab on Green Bay's TD drive in the third quarter, making an inside move on CB Tyler Patmon to free himself...Was also active in the run game, coming from the slot to deliver a key block on S J.J. Wilcox to help spring RB Eddie Lacy for a 19-yard gain on Green Bay's opening drive.

2 Mason Crosby, K, 8th Year, Colorado

- Set an NFL record with 1,037 points in his first eight seasons (2007-14), topping the previous league record held by New England K Stephen Gostkowski (1,023, 2006-13).

- With 1,037 career points, ranks No. 2 on the all-time franchise scoring list behind only K Ryan Longwell (1,054).

- Is one of only three players in NFL history to register three or more 140-point seasons (Stephen Gostkowski, David Akers).

- Has kicked the six longest field goals in franchise history (58-yarder in 2011, two 57-yarders in 2013, 56-yarders in 2010 and 2011, 55-yarder in 2014).

- Ranks No. 1 in team annals with 23 field goals of 50-plus yards. Has made nine field goals of 50-plus yards since 2013, which is tied for No. 6 in the NFL over that span.

- Set a franchise record with 23 consecutive field goals made (Week 13, 2010-Week 12, 2011), topping Chris Jacke's mark of 17 straight in 1993.

2014 Season: Connected on 27 of 33 (81.8 percent) field-goal attempts and 53 of 55 extra points (two blocks) for 134 points on the season...Was tied for No. 4 in the league in scoring...Made four of seven attempts from 50-plus yards (55, 53, 52, 53), finishing tied for No. 8 in the league in field goals of 50-plus yards...Recorded 41 touchbacks on 99 kickoffs (41.4 percent), the second-most touchbacks in a season in his career behind only the 49 in 2011...Made two tackles on special teams.

►**at Seattle Seahawks (9/4):** Connected on his lone field-goal attempt of the evening, a 23-yarder in the second quarter, to bring his streak of consecutive regular-season field goals made to 15 (ties Chris Jacke, 1989-90, for the third-longest streak in franchise history)...Also marked his franchise-record 16th straight regular-season game with at least one field goal, surpassing Longwell's record of 15 (2004-05)...Added two touchbacks on four kickoffs.

►**vs. N.Y. Jets (9/14):** Made all three of his field-goal attempts, bringing his streak of consecutive FGs made in the regular season to 18, the second-longest streak in franchise history behind only his own streak of 23 straight from 2010-11...Drilled a 55-yard FG in the second quarter, the longest by a Green Bay player ever at Lambeau Field...It was his 20th FG of 50-plus yards, further extending his team record...Also extended his

franchise record by making at least one FG in his 17th consecutive game.

►**at Detroit Lions (9/21):** Saw his team-record streak of 17 consecutive games with a field goal come to an end as his only points came on a first-quarter extra point...Did not have any field-goal attempts for the first time since Week 1 of 2013...Registered one touchback on two kickoffs.

►**at Chicago Bears (9/28):** Scored eight points, drilling a 53-yard field goal early in the third quarter and all five of his extra points...Saw his streak of consecutive field goal made come to an end at 19 straight, the second-longest streak in team history, when his 38-yard attempt in the fourth quarter was blocked by DE Willie Young...Posted a season-high five touchbacks on seven kickoffs.

►**vs. Minnesota Vikings (10/2):** Did not have any field-goal attempts for the second time in three games, but connected on all six of his extra points...Registered two touchbacks on the evening.

►**at Miami Dolphins (10/12):** Connected on both of his field-goal attempts, including a 30-yarder with 4:09 remaining to cut Miami's lead to 24-20...Recorded touchbacks on three of his six kickoffs...Posted his first tackle of the season on special teams, bringing down WR Jarvis Landry at the Green Bay 49 on Miami's first kickoff return.

►**vs. Carolina Panthers (10/19):** Made his lone field-goal attempt of the afternoon, a 34-yarder late in the third quarter, and all five extra points...Matched his season high with five touchbacks on seven kickoffs.

►**at New Orleans Saints (10/26):** Posted 11 points, connecting on all three of his field-goal attempts (31, 49, 27) and both extra points...Posted touchbacks on each of his four kickoffs.

►**vs. Chicago Bears (11/9):** Registered 13 points, connecting on both of his field-goal attempts and all seven of his extra points...Drilled a 52-yarder in the third quarter, his sixth consecutive make from 50 yards or more, the longest streak in franchise history.

►**vs. Philadelphia Eagles (11/16):** Posted 11 points, connecting on field goals from 27 and 33 yards out and five extra points (one blocked)...Recorded a season-high six touchbacks on 10 kickoffs.

►**at Minnesota Vikings (11/23):** Connected on his lone field-goal attempt of the afternoon, a 48-yarder late in the third quarter, to extend Green Bay's lead to 17-13...Added three extra points.

►**vs. New England Patriots (11/30):** Made four of his five field-goal attempts and both extra points for a season-high 14 points...Went over the 1,000-point mark for his career, joining Longwell as the only player in team history to eclipse that plateau...Also cleared the 100-point mark on the season for the eighth time in his career, tying Longwell (1997-2004) for the franchise record.

►**vs. Atlanta Falcons (12/8):** Connected on all three of his field-goal attempts, highlighted by a 53-yarder with 4:33 remaining in the game that extended Green Bay's lead to 43-30...The 53-yarder was the longest ever by a Green Bay kicker at Lambeau Field in the regular season in December/January...Finished with 13 points on the evening and added a tackle on special teams, knocking WR Devin Hester out of bounds at the Atlanta 34 on a fourth-quarter kickoff.

►**at Buffalo Bills (12/14):** Made two of three field-goal attempts, connecting on kicks from 45 and 34 yards out with a 53-yard attempt blocked...With seven points on the afternoon, brought his career total to 1,025 as he moved past Gostkowski (1,023) for the most points scored by an NFL player in his first eight seasons in the league.

►**at Tampa Bay Buccaneers (12/21):** Connected on two of three field-goal attempts, making kicks from 42 and 25 yards out...Posted four touchbacks on five kickoffs.

►**vs. Detroit Lions (12/28):** Made four extra points, bringing his streak of consecutive games with a point to 128, No. 2 in team history behind only Longwell (144, 1997-2005).

►**vs. Dallas Cowboys (NFC Divisional, 1/11):** Drilled both of his field-goal attempts (40, 30), extending his franchise-record streak of consecutive field goals made in the playoffs to 11...With eight points on the afternoon, brought his career total to 1,122, which is the most combined points scored in the regular season and postseason in franchise history (K Ryan Longwell, 1,119)...Scored in his 12th consecutive playoff game, extending his team record.

76 Mike Daniels, DT, 3rd Year, Iowa

- Emerged as a force in his second season in 2013, tying for sixth in the NFL among DTs with 6.5 sacks, the most in a season by a Green Bay defensive lineman since DT B.J. Raji posted the same total in 2010.

- Appeared in 14 games as a rookie in 2012 and finished with 19 tackles (11 solo), two sacks, a team-high two fumble recoveries (one for a TD) and a pass defended.

2014 Season: Started all 16 games and led the defensive line with a career-high 69 tackles (42 solo)...Led the defensive line and ranked No. 3 on the team with 5.5 sacks...Led the team in both QB hits (19) and pressures (22)...Contributed to a run defense that allowed 86.4 yards per game over the final eight contests, No. 5 in the NFL over that span, and 3.6 yards per carry, No. 6 in the league over that span.

▶**at Seattle Seahawks (9/4):** Started at RDE and registered a career-high eight tackles (five solo), which was tied for the team lead.

▶**vs. N.Y. Jets (9/14):** Started at DT and led the defensive line with six tackles (five solo) and a sack...Added a team-high three QB hits and two pressures...Brought down RB Chris Johnson for a 6-yard loss on a carry at the end of the first quarter...Posted a QB hit on Geno Smith as his pass intended for TE Zach Sudfeld came up short and was intercepted by CB Tramon Williams at the Green Bay 3 late in the first half, a turnover that led to seven points as the Packers cut the Jets' lead to 21-16 at the half...Registered his first sack of the season on New York's final drive as he beat LG Brian Winters with an inside move and brought Smith down for a 7-yard loss despite being held by Winters on the play.

▶**at Detroit Lions (9/21):** Started at RDE and registered five tackles (two solo) and a pressure...Appeared on 47 plays, helping limit the Lions to an average of 3.0 yards per carry (115 yards on 38 attempts).

▶**at Chicago Bears (9/28):** Started at RDE and appeared on 38 snaps...Recorded three tackles (one solo) and a pressure.

▶**vs. Minnesota Vikings (10/2):** Registered four tackles (three solo), 1.5 sacks, four QB hits and four pressures...Pushed G Charlie Johnson aside and then fought off C John Sullivan on his 8-yard sack of QB Christian Ponder in the second quarter...Fought off a double-team by Sullivan and Johnson on his shared 10-yard sack of Ponder with DT Letroy Guion on the final play of the first half.

▶**at Miami Dolphins (10/12):** Recorded four tackles (two solo), a QB hit and a pressure...Part of a line that helped limit Miami's running backs to just 63 yards on 20 carries (3.2 avg.).

▶**vs. Carolina Panthers (10/19):** Posted two tackles (one solo) and two pressures...Part of a line that limited Carolina's running backs to 67 yards on 18 carries (3.7 avg.).

▶**at New Orleans Saints (10/26):** Matched his career high with eight tackles (all solo)...The eight solo tackles were a career high...Added a QB hit.

▶**vs. Chicago Bears (11/9):** Played 39 snaps, recording two assisted tackles and a pressure...Part of a line that limited the Bears to a season-low average of 2.3 yards per carry as they ran for just 55 yards on 24 attempts.

▶**vs. Philadelphia Eagles (11/16):** Appeared on 41 plays, the most among defensive linemen, and registered three tackles (two solo)...Helped limit the Eagles to an average of 3.5 yards per carry on 31 rushing attempts, Philadelphia's lowest average in five games this season with 30-plus attempts.

▶**at Minnesota Vikings (11/23):** Played 54 snaps, most among the defensive linemen, and posted two tackles (one solo), a sack, a team-high three QB hits and two pressures...On Minnesota's opening drive of the second half, walked back RG Joe Berger and brought down QB Teddy Bridgewater for a 7-yard sack on third down to force a punt.

▶**vs. New England Patriots (11/30):** Played 50 snaps, tops among the defensive linemen, and registered four tackles (two solo) and a half-sack...Led the team with four QB hits and four pressures...With the Packers leading 26-21 late in the fourth quarter and New England facing a third-and-9 at the Green Bay 20, fought off a block by G Dan Connolly to bring down QB Tom Brady with DE/LB Mike Neal for a 9-yard sack, forcing the Patriots to settle for a field-goal attempt, a 47-yarder that was missed by

K Stephen Gostkowski.

▶**vs. Atlanta Falcons (12/8):** Played 34 snaps and registered four tackles (one solo)...Helped the defense limit the Falcons to 91 rushing yards on 24 attempts (3.8 avg.).

▶**at Buffalo Bills (12/14):** Started and played 51 snaps, most among Green Bay's defensive linemen...Finished with six tackles (four solo), helping the defense allow a season-low 253 total yards as the Buffalo offense scored 12 points on four field goals.

▶**at Tampa Bay Buccaneers (12/21):** Played 32 snaps and registered four tackles (three solo), a half-sack, a QB hit and two pressures...Beat G Logan Mankins to get to QB Josh McCown for a shared 10-yard sack with S Morgan Burnett in the first quarter...Part of a defense that allowed just 106 total yards, the fewest given up by Green Bay since Dec. 21, 2006 (104 yards vs. Minnesota)...Helped the defense allow just 16 yards rushing, the third fewest given up in a game by the Packers since the 1970 AFL-NFL merger.

▶**vs. Detroit Lions (12/28):** Played 51 snaps and recorded four tackles (three solo), a sack, two QB hits and two pressures...On Detroit's final possession, walked back G Rob Sims and pushed him aside to get to QB Matthew Stafford for a 9-yard sack at the Detroit 11.

▶**vs. Dallas Cowboys (NFC Divisional, 1/11):** Played 46 snaps and registered three tackles (one solo), a half-sack and a QB hit...On the first play of the fourth quarter on second-and-18 at the Dallas 40, fought off a block by G Ronald Leary to get to QB Tony Romo for a shared 5-yard sack with LB Nick Perry.

13 Kevin Dorsey, WR, 2nd Year, Maryland

- Was drafted by Green Bay with the second of three seventh-round picks in the 2013 NFL Draft (No. 224 overall).

- Spent the entire 2013 season on injured reserve due to a toe injury sustained during the preseason.

- Was on the Packers' practice squad for the first five games this season before being signed to the 53-man roster on Oct. 6.

2014 Season: Played in three games, seeing time on offense and special teams...Registered two tackles on special teams and has one catch for 4 yards...Sustained a foot injury in practice on Nov. 6 and was placed on injured reserve on Nov. 8.

▶**at Miami Dolphins (10/12):** Made his NFL debut, appearing on 16 plays on special teams.

▶**vs. Carolina Panthers (10/19):** Played 23 snaps on special teams and also saw the first action of his career on offense (nine snaps)...Caught his first career pass, hauling in a 4-yarder from QB Aaron Rodgers on the final play of the first quarter...Posted a career-high two special teams tackles.

▶**at New Orleans Saints (10/26):** Appeared on 14 plays on special teams and three on offense.

91 Jayrone Elliott, LB, Rookie, Toledo

- Led the NFL with five sacks in the preseason, highlighted by a three-sack effort at St. Louis (Aug. 16).

- Earned first-team All-Mid-American Conference honors as a senior in 2013 after recording 70 tackles (43 solo) and team highs in tackles for a loss (14), sacks (nine) and forced fumbles (five).

2014 Season: Played in 13 games and was inactive for three others...Posted three tackles (all solo), a QB hit and two pressures...Posted 15 tackles on special teams, tops among Green Bay rookies and No. 2 on the team behind only S Sean Richardson (17).

▶**at Seattle Seahawks (9/4) – vs. N.Y. Jets (9/14):** Inactive (healthy scratch).

▶**at Detroit Lions (9/21):** Made his NFL debut, appearing on 15 plays on special teams.

▶**at Chicago Bears (9/28):** Played on defense and special teams, seeing the first action of his career on defense...Appeared on 14 defensive snaps and posted a solo tackle...Registered two tackles on special teams.

▶**vs. Minnesota Vikings (10/2):** Appeared on 23 plays on special

teams.

▶ **at Miami Dolphins (10/12):** Played 17 snaps on special teams...Left the game briefly with an ankle injury, but did return.

▶ **vs. Carolina Panthers (10/19):** Appeared on 22 plays on special teams and registered two tackles.

▶ **at New Orleans Saints (10/26):** Played 14 snaps on special teams.

▶ **vs. Chicago Bears (11/9):** Appeared on four plays on defense, recording a solo tackle, and added a tackle on special teams.

▶ **vs. Philadelphia Eagles (11/16):** Inactive due to a hamstring injury sustained in Week 10 vs. Chicago.

▶ **at Minnesota Vikings (11/23):** With LB Nick Perry sidelined due to a shoulder injury, saw the most significant action of his career on defense (19 snaps)...Posted a solo tackle and a pressure on defense and added a tackle on special teams.

▶ **vs. New England Patriots (11/30):** Saw limited action on defense (four snaps), but made an impact on special teams by leading the team with a career-high three tackles.

▶ **vs. Atlanta Falcons (12/8):** Played 18 snaps on special teams and registered a tackle.

▶ **at Buffalo Bills (12/14):** Appeared on 22 plays on special teams and matched his career high with three tackles in the third phase, including a stop of WR Marcus Thigpen for no gain on a first-quarter punt.

▶ **at Tampa Bay Buccaneers (12/21):** Played 16 snaps on defense, posting a QB hit and a pressure...Late in the fourth quarter, ran a stunt with DE Datone Jones to put a hit on QB Josh McCown, forcing him to throw a pass to RB Charles Sims over the middle as he was being brought down, a pass that was intercepted by Jones and returned 18 yards to the Tampa Bay 13...Added a tackle on special teams, bringing down RB Bobby Rainey on a first-quarter punt after a 5-yard return.

▶ **vs. Detroit Lions (12/28):** Appeared on 15 plays on special teams and four on defense...Posted a tackle on special teams.

▶ **vs. Dallas Cowboys (NFC Divisional, 1/11):** Played 13 snaps on special teams and led the team with two tackles...Fought off a block by LB Dekoda Watson to trip up WR Dwayne Harris at the Dallas 18 after an 8-yard kickoff return in the first quarter.

10 Matt Flynn, QB, 7th Year, Louisiana State

• Played for the Packers and the Raiders in 2013, starting a career-high five games on the season, with four of those starts coming with Green Bay (Weeks 13-16).

• Led the Packers to a 37-36 win last season at Dallas in Week 15 after trailing 26-3 at the half, matching the largest comeback in franchise history (23 points vs. Los Angeles Rams, Sept. 12, 1982).

• Served as the No. 2 quarterback for Green Bay behind Aaron Rodgers from 2008-11.

• Threw for 480 yards and six TDs for Green Bay in the 2011 season finale vs. Detroit, franchise records at the time that were later matched by Rodgers.

2014 Season: Served as the No. 2 quarterback for all 16 games, seeing action in seven contests...Completed 8 of 16 passes for 66 yards with an interception for a 34.9 passer rating.

▶ **at Seattle Seahawks (9/4) – at Chicago Bears (9/28):** Dressed as the No. 2 QB, but did not play.

▶ **vs. Minnesota Vikings (10/2):** Entered the game at QB on the Packers' first series in the fourth quarter and directed the offense on its final three possessions...Completed 3 of 5 passes for 22 yards with one interception.

▶ **at Miami Dolphins (10/12):** Dressed as the No. 2 QB, but did not play.

▶ **vs. Carolina Panthers (10/19):** Took over at QB with just under 10 minutes remaining and the Packers leading 38-10...Had two passing attempts.

▶ **at New Orleans Saints (10/26):** Entered the game with just over three minutes remaining and took the final four offensive snaps...Completed an 8-yard pass to WR Davante Adams.

▶ **vs. Chicago Bears (11/9):** Came on in relief of Rodgers midway through the third quarter (coach's decision) and completed 1 of 5 passes for 4 yards.

▶ **vs. Philadelphia Eagles (11/16):** Entered the game in relief of Rodgers midway through the fourth quarter (coach's decision) with the Packers leading 53-20...Completed 2 of 2 passes for 26 yards, a 12-yard pass to WR Randall Cobb and a 14-yarder to RB James Starks.

▶ **at Minnesota Vikings (11/23) – at Buffalo Bills (12/14):** Dressed as the No. 2 QB, but did not see any action.

▶ **at Tampa Bay Buccaneers (12/21):** Came in at QB for the final three plays (all kneel-downs) as the Packers ran out the clock in the 20-3 win.

▶ **vs. Detroit Lions (12/28):** Led the offense for two series, taking the final snap of the first half and directing the offense on opening drive of the second half in place of an injured Rodgers (calf)...Completed his lone attempt of the game, a 6-yarder to RB Eddie Lacy in the third quarter.

▶ **vs. Dallas Cowboys (NFC Divisional, 1/11):** Served as the No. 2 QB, but did not see any action.

99 Bruce Gaston, DT, Rookie, Purdue

• Originally entered the NFL with Arizona as a non-drafted free agent on May 13, 2014.

• After being released by the Cardinals at the end of the preseason, spent parts of September with New England and Miami before being signed to Arizona's active roster in late September. Also spent time on the Cardinals' practice squad this season.

2014 Season: Was signed by Green Bay to the 53-man roster on Dec. 8 off of Arizona's practice squad...Was inactive for four games.

▶ **vs. Atlanta Falcons (12/8) – vs. Detroit Lions (12/28):** Inactive (healthy scratch).

▶ **vs. Dallas Cowboys (NFC Divisional, 1/11):** Inactive (healthy scratch).

72 Garth Gerhart, C, 1st Year, Arizona State

• Was on Green Bay's practice squad for the final 12 weeks of the regular season and the team's playoff game in 2013.

• Spent one week on the Packers' practice squad during the 2012 postseason after spending the entire regular season on the practice squad of the Cleveland Browns.

• Played in 39 games with 35 starts at Arizona State, opening games at center and both guard positions.

2014 Season: Signed to the 53-man roster from the practice squad the day before the season opener at Seattle (9/4)...Played in two games, dressed but did not play in three others and was inactive for 11 contests.

▶ **at Seattle Seahawks (9/4) – at Detroit Lions (9/21):** Dressed but did not play.

▶ **at Chicago Bears (9/28) – at New Orleans Saints (10/26):** Inactive (healthy scratch).

▶ **vs. Chicago Bears (11/9):** Made his NFL debut, seeing time on both offense and special teams...Entered the game with just over 10 minutes remaining and played 14 snaps at left guard for Josh Sitton with the Packers leading 55-7.

▶ **vs. Philadelphia Eagles (11/16):** Came in for Sitton midway through the fourth quarter and played 12 snaps...Also appeared on 10 plays on special teams.

▶ **at Minnesota Vikings (11/23) – vs. Detroit Lions (12/28):** Inactive (healthy scratch).

▶ **vs. Dallas Cowboys (NFC Divisional, 1/11):** Inactive (healthy scratch).

61 Brett Goode, LS, 7th Year, Arkansas

• One of only two Packers (K Mason Crosby) to appear in all 112 regular-season games since 2008.

• Has snapped for all six of the longest field goals in franchise history (all by Crosby).

- Has registered 12 tackles on special teams and a fumble recovery during his career.

- Was originally signed as injury replacement for rookie LS J.J. Jansen following the 2008 preseason finale.

2014 Season: Played in all 16 games, handling snapping duties for all punts and placements.

▶**at Seattle Seahawks (9/4):** Handled snapping duties for all punts and placements.

▶**vs. N.Y. Jets (9/14):** Handled snapping duties, including for Crosby's 55-yard field goal in the second quarter, the longest ever by a Green Bay player at Lambeau Field...Helped P Tim Masthay post a career-best (min. four punts) net punting average of 46.5, also the third-best mark in team history (since 1976).

▶**at Detroit Lions (9/21):** Helped Masthay register a 43.0-yard gross average and a 39.8-yard net average on his five punts, including two placed inside the 20.

▶**at Chicago Bears (9/28):** Snapped for Crosby's 53-yard FG in the third quarter and all five of his extra points.

▶**vs. Minnesota Vikings (10/2):** Snapped for Masthay as he set the franchise record (since 1976) for the most career punts inside the 20-yard line (108), surpassing Craig Hentrich (104) for the team mark... Helped Masthay place five of six punts inside the 20-yard line, which tied the single-game team record (Masthay, at N.Y. Jets, Oct. 31, 2010; David Beverly, vs. Chicago, Oct. 28, 1978).

▶**at Miami Dolphins (10/12):** Snapped for Crosby's two field goals (43, 30) and for Masthay's five punts (43.0-yard gross avg.).

▶**vs. Carolina Panthers (10/19):** Snapped for Masthay's five punts (55.2-yard gross, 44.0-yard net) and Crosby's 34-yard FG and five extra points.

▶**at New Orleans Saints (10/26):** Snapped for Crosby's three FGs and two extra points.

▶**vs. Chicago Bears (11/9):** Snapped for Crosby's two FGs and seven extra points, including his franchise-record sixth consecutive make from 50-plus (52 yards), as well as Masthay's three punts.

▶**vs. Philadelphia Eagles (11/16):** Snapped for Crosby's two made field goals (27 and 33) and five extra punts and Masthay's two punts.

▶**at Minnesota Vikings (11/23):** Snapped for Crosby's 48-yard FG in the third quarter and for Masthay as he posted a 41.0-yard net on four punts, including two placed inside the 20.

▶**vs. New England Patriots (11/30):** Snapped for Crosby as he connected on four of five field goals and two extra points on his way to a season-high 14 points.

▶**vs. Atlanta Falcons (12/8):** Snapped for Crosby as he drilled all three of his field goals, including a 53-yarder in the fourth quarter that was the longest by a Green Bay kicker at Lambeau Field in the regular season in December/January.

▶**at Buffalo Bills (12/14):** Handled snapping duties for all six of Masthay's punts, including his season-long 63-yarder, and all placements.

▶**at Tampa Bay Buccaneers (12/21):** Snapped for Masthay's two punts and for Crosby as he connected on two of three field goals.

▶**vs. Detroit Lions (12/28):** Snapped for Masthay's three punts and Crosby's four extra points.

▶**vs. Dallas Cowboys (NFC Divisional, 1/11):** Handled snapping duties for Crosby's two field goals and two extra points and Masthay's two punts.

39 Demetri Goodson, CB, Rookie, Baylor

- Earned honorable mention All-Big 12 recognition as a senior in 2013, appearing in 11 games with 10 starts and recording career highs in tackles (26), interceptions (three) and passes defended (16).

- Played in just eight games during his first two seasons at Baylor (2011-12), sustaining season-ending injuries both of those years.

- Played basketball for three seasons (2008-11) at Gonzaga, starting 68 of 69 games in his final two years for the Zags.

2014 Season: Played in six games and was inactive for the other 10 contests...Registered six tackles on special teams, No. 2 on the team among

rookies behind only LB Jayrone Elliott (15).

▶**at Seattle Seahawks (9/4):** Inactive due to a concussion sustained in the preseason finale vs. Kansas City (Aug. 28).

▶**vs. N.Y. Jets (9/14):** Returned to practice during the week, but was inactive (healthy scratch).

▶**at Detroit Lions (9/21) – vs. Carolina Panthers (10/12):** Inactive (healthy scratch).

▶**at New Orleans Saints (10/26):** Made his NFL debut, appearing on two plays on kickoff coverage.

▶**vs. Chicago Bears (11/9) – vs. Philadelphia Eagles (11/16):** Inactive (healthy scratch).

▶**at Minnesota Vikings (11/23):** With veteran CB Jarrett Bush sidelined due to a groin injury, was active and played 14 snaps on special teams...Posted two tackles on special teams, with both coming on kickoff coverage.

▶**vs. New England Patriots (11/30):** Inactive (healthy scratch).

▶**vs. Atlanta Falcons (12/8):** Played 12 snaps on special teams and registered a tackle, bringing down WR Devin Hester at the Atlanta 12 after a 18-yard kickoff return in the second quarter.

▶**at Buffalo Bills (12/14):** Played 18 snaps on special teams.

▶**at Tampa Bay Buccaneers (12/21):** Appeared on 16 plays on special teams.

▶**vs. Detroit Lions (12/28):** Played 13 snaps on special teams and led the team with a career-high three tackles...Brought down WR Jeremy Ross at the Detroit 16 following a 19-yard kickoff return in the first quarter... Stopped Ross following a 14-yard punt return in the third quarter.

▶**vs. Dallas Cowboys (NFC Divisional, 1/11):** Inactive (healthy scratch).

98 Letroy Guion, DT, 7th Year, Florida State

- Signed with Green Bay as a free agent in March 2014 after spending his first six seasons in the league with the Minnesota Vikings, where he appeared in 68 games with 31 starts.

- Started all 28 games he appeared in for the Vikings over the past two seasons (2012-13), recording 72 tackles (32 solo) and three sacks over that span.

- Was the only Viking to block a field goal in both 2011 and 2012 (49-yard attempt vs. Oakland, Nov. 20, 2011; 43-yard attempt vs. San Francisco, Sept. 23, 2012).

2014 Season: Started all 16 games for the first time in his career and registered a career-high 62 tackles (31 solo), a career-best 3.5 sacks, a forced fumble, a pass defended, 10 QB hits and 13 pressures...Ranked second on the defensive line in tackles behind only DT Mike Daniels (69)... Ranked No. 5 on the team in sacks, No. 4 in QB hits and No. 5 in pressures...Contributed to a run defense that allowed 86.4 yards per game over the final eight contests, No. 5 in the NFL over that span, and 3.6 yards per carry, No. 6 in the league over that span.

▶**at Seattle Seahawks (9/4):** Started at NT in his Green Bay debut, appearing on 36 plays, and recorded three tackles (one solo).

▶**vs. N.Y. Jets (9/14):** Started at DT and registered five tackles (two solo), the second most on the defensive line.

▶**at Detroit Lions (9/21):** Started at NT and posted five tackles (three solo), including a tackle for a loss...Helped limit the Lions to an average of 3.0 yards per carry (115 yards on 38 attempts).

▶**at Chicago Bears (9/28):** Started at NT and appeared on 28 plays... Brought RB Matt Forte down for a 3-yard loss on a first-quarter run on a first-and-goal from the Green Bay 3...Finished with two solo tackles and a pressure.

▶**vs. Minnesota Vikings (10/2):** Started at NT and had his most productive game as a Packer to that point, posting six tackles (four solo), 1.5 sacks, three QB hits and three pressures against his former team...Walked back G Vladimir Ducasse into QB Christian Ponder on his shared 10-yard sack of Ponder with DT Mike Daniels on the final play of the first half... Utilized a spin move on Ducasse to get to Ponder for a 6-yard sack in the fourth quarter.

▶ **at Miami Dolphins (10/12):** Started at NT and led the line with a season-high seven tackles (four solo)...Added a QB hit and a pressure... Helped limit Miami's running backs to just 63 yards on 20 carries (3.2 avg.).

▶ **vs. Carolina Panthers (10/19):** Started at NT and posted two tackles (one solo), a QB hit and two pressures...Part of a line that limited Carolina's running backs to 67 yards on 18 carries (3.7 avg.).

▶ **at New Orleans Saints (10/26):** Started at NT and registered five tackles (four solo), a QB hit, a pressure, and a forced fumble...On a third-and-2 with just over a minute remaining in the game, forced a fumble on FB Erik Lorig's run, one that was recovered by CB Tramon Williams at the Green Bay 16...On the Saints' opening drive of the second half, fought off a block by C Tim Lelito to bring down FB Austin Johnson for a 1-yard loss on third-and-1...The defense would force a turnover on downs the next play when RB Mark Ingram was stopped for no gain.

▶ **vs. Chicago Bears (11/9):** Played 21 snaps, recording an assisted tackle...Part of a line that limited the Bears to a season-low average of 2.3 yards per carry as they ran for just 55 yards on 24 attempts.

▶ **vs. Philadelphia Eagles (11/16):** Appeared on 39 plays and led the defensive line with five tackles (three solo), a sack and a QB hit...On the sack, pushed aside RG Matt Tobin as he came up the middle to bring QB Mark Sanchez down for a 7-yard loss...Helped limit the Eagles to an average of 3.5 yards per carry on 31 rushing attempts, Philadelphia's lowest average in five games this season with 30-plus attempts.

▶ **at Minnesota Vikings (11/23):** Played 40 snaps and registered three tackles (one solo).

▶ **vs. New England Patriots (11/30):** Saw action on 39 plays and registered two tackles (one solo).

▶ **vs. Atlanta Falcons (12/8):** Played 28 snaps and registered two tackles (one solo) and a pass defended...Deflected a QB Matt Ryan pass at the line of scrimmage and nearly made a diving interception of the batted pass...Helped the defense limit the Falcons to 91 rushing yards on 24 attempts (3.8 avg.).

▶ **at Buffalo Bills (12/14):** Appeared on 45 plays and matched his season high with seven tackles (three solo) to lead the defensive line...Added a sack, two QB hits and two pressures...On the sack, which came late in the first quarter, walked C Eric Wood straight back on his way to bringing down QB Kyle Orton for an 8-yard loss...Part of a defense that allowed a season-low 253 total yards as the Buffalo offense scored 12 points on four field goals.

▶ **at Tampa Bay Buccaneers (12/21):** Played 23 snaps and was part of a defense that allowed just 106 total yards, the fewest given up by Green Bay since Dec. 21, 2006 (104 yards vs. Minnesota)...Helped the defense allow just 16 yards rushing, the third fewest given up in a game by the Packers since the 1970 AFL-NFL merger...Finished with two assisted tackles, a QB hit and a pressure.

▶ **vs. Detroit Lions (12/28):** Played 34 snaps and led the defensive line with five tackles (three solo) and a pressure...Stopped RB Joiqee Bell for a 1-yard loss on a run up the middle early in the second quarter.

▶ **vs. Dallas Cowboys (NFC Divisional, 1/11):** Appeared on 38 plays and led the defensive line with five tackles (three solo) and a QB hit.

26 DuJuan Harris, RB, 2nd Year, Troy

- Spent the 2013 season on injured reserve after reinjuring his knee in a preseason game vs. Seattle on Aug. 23.
- Played in the final four regular-season games and both playoff contests for Green Bay in 2012 after originally joining the team as a member of the practice squad on Oct. 24.
- In six games in 2012 (including playoffs), rushed for 257 yards and four TDs on 62 carries (4.1 avg.), with nine catches for 81 yards (9.0 avg.). Posted rushing TDs in both of Green Bay's playoff games that season, tying a team record for most consecutive playoff games with a rushing TD.

2014 Season: Played in 15 games, returning 22 kickoffs for 456 yards (20.7 avg.)...Also has carried 16 times for 64 yards (4.0 avg.) and has one reception for 11 yards...Had two tackles on special teams...Was inactive for one contest (healthy scratch).

▶ **at Seattle Seahawks (9/4):** Returned two kickoffs for 40 yards (20.0 avg.) and had one carry for 7 yards.

▶ **vs. N.Y. Jets (9/14):** Returned two kickoffs for 58 yards (29.0 avg.), highlighted by a career-long 41-yard return in the second quarter...Also had an 11-yard reception.

▶ **at Detroit Lions (9/21):** Returned two kickoffs for 51 yards (25.5 avg.) and had a season-high three carries for 2 yards (0.7 avg.).

▶ **at Chicago Bears (9/28):** Had two kickoff returns for 47 yards (23.5 avg.).

▶ **vs. Minnesota Vikings (10/2):** Lined up as the returner on all three kickoffs, but did not have any returns (all touchbacks).

▶ **at Miami Dolphins (10/12):** Had one kickoff return on the afternoon, taking it back for 33 yards early in the fourth quarter.

▶ **vs. Carolina Panthers (10/19):** Had one kickoff return, a 9-yarder in the fourth quarter, and also carried twice for a loss of 1 yard (0.5 avg.).

▶ **at New Orleans Saints (10/26):** Had two carries for 4 yards (2.0 avg.)...Lined up as the returner for all of the kickoffs, but did not have any returns (all touchbacks).

▶ **vs. Chicago Bears (11/9):** Led the team with 52 rushing yards on eight carries (6.5 avg.), with all of his attempts coming in the fourth quarter...The 52-yard output on the ground was the second-best total of his career, trailing only his 70-yard performance at Minnesota on Dec. 30, 2012...Added one kickoff return for 20 yards.

▶ **vs. Philadelphia Eagles (11/16):** Returned three kickoffs for 42 yards (14.0 avg.) and made a tackle on special teams.

▶ **at Minnesota Vikings (11/23):** Lined up as the returner on all five kickoffs, but did not have any returns (all touchbacks).

▶ **vs. New England Patriots (11/30):** Returned four kickoffs for 90 yards (22.5 avg.).

▶ **vs. Atlanta Falcons (12/8):** Returned four kickoffs for 85 yards (21.3 avg.).

▶ **at Buffalo Bills (12/14):** Had one kickoff return for 8 yards.

▶ **at Tampa Bay Buccaneers (12/21):** Served as the returner on Tampa Bay's lone kickoff of the day (touchback).

▶ **vs. Detroit Lions (12/28):** Inactive (healthy scratch).

▶ **vs. Dallas Cowboys (NFC Divisional, 1/11):** Inactive (healthy scratch).

50 A.J. Hawk, LB, 9th Year, Ohio State

- Ranks No. 1 in franchise history (since 1975) with 1,118 tackles, having surpassed John Anderson (1,020 from 1978-89) for the team mark in the 2013 regular-season finale.
- Posted 100-plus tackles in four consecutive seasons (2010-13) and in seven of his nine years in the NFL (2006-08, 2010-13).
- Has led the team in tackles five times during his career (2006, 2008, 2010, 2012-13), which ties LB Nick Barnett for the franchise record (since 1975).
- Has appeared in 142 of a possible 144 regular-season games in his nine seasons (2006-14), starting 136 of them.

2014 Season: Played in all 16 games with 13 starts and ranked third on the team with 93 tackles (64 solo)...Added a half-sack, four QB hits, six pressures and four passes defended...Contributed to a run defense that allowed 86.4 yards per game over the final eight contests, No. 5 in the NFL over that span, and 3.6 yards per carry, No. 6 in the league over that span.

▶ **at Seattle Seahawks (9/4):** Started at BLB and led the linebackers with seven tackles (five solo)...Added a QB hit and a pressure.

▶ **vs. N.Y. Jets (9/14):** Started at MLB as the defense opened in a 4-3 alignment and tied for the lead among linebackers with nine tackles (four solo)...Added a QB hit and a pressure.

▶ **at Detroit Lions (9/21):** Started at BLB and posted six tackles (all solo).

▶ **at Chicago Bears (9/28):** Started at BLB and played all 78 defensive snaps...Led the team with a season-high 15 tackles (12 solo),

▶ **vs. Minnesota Vikings (10/2):** Started at BLB and recorded eight tackles (six solo), a half-sack, two pressures and a pass defended...Came

up the middle and fought off G Charlie Johnson on his shared zero-yard sack of QB Christian Ponder with LB Julius Peppers early in the third quarter.

► **at Miami Dolphins (10/12):** One of only two defensive players to appear on all 58 snaps (S Morgan Burnett), he registered three tackles (two solo), a QB hit and a pressure.

► **vs. Carolina Panthers (10/19):** Appeared on all 69 defensive snaps, one of only two Packers (S Ha Ha Clinton-Dix) to do so...Led the linebackers with six tackles (five solo) and a pass defended.

► **at New Orleans Saints (10/26):** Started and appeared on 57 plays, recording six tackles (four solo).

► **vs. Chicago Bears (11/9):** One of two defensive players (Clinton-Dix) to appear on all 70 plays, he finished with five tackles (three solo) and a pass defended...Helped limit the Bears to a season-low average of 2.3 yards per carry as they ran for just 55 yards on 24 attempts.

► **vs. Philadelphia Eagles (11/16):** Was the only Green Bay defensive player to play all 78 snaps and led the linebackers with six tackles (five solo), a QB hit and a pressure...Helped limit the Eagles to an average of 3.5 yards per carry on 31 rushing attempts, Philadelphia's lowest average in five games this season with 30-plus attempts.

► **at Minnesota Vikings (11/23):** Started and played 55 snaps, leading the linebackers with seven tackles (four solo) and a pass defended.

► **vs. New England Patriots (11/30):** Did not start for the first time since the 2010 season opener at Philadelphia (Sept. 12), but came on for the second play of the game and played 26 snaps...Registered three tackles (one solo).

► **vs. Atlanta Falcons (12/8):** Appeared on eight snaps in Green Bay's base defense and recorded a solo tackle.

► **at Buffalo Bills (12/14):** Returned to the starting lineup at BLB, appearing on 32 plays...Registered five tackles (three solo), including a stop of RB Fred Jackson for a 1-yard loss on a run up the middle on a third-and-1 in the first quarter to force a Buffalo punt...Part of a defense that allowed a season-low 253 total yards as the Buffalo offense scored 12 points on four field goals.

► **at Tampa Bay Buccaneers (12/21):** Started at BLB and recorded four tackles (two solo)...Part of a defense that allowed just 106 total yards, the fewest given up by Green Bay since Dec. 21, 2006 (104 yards vs. Minnesota)...Helped the defense allow just 16 yards rushing, the third fewest given up in a game by the Packers since the 1970 AFL-NFL merger.

► **vs. Detroit Lions (12/28):** Appeared on 22 plays and posted two tackles (one solo).

► **vs. Dallas Cowboys (NFC Divisional, 1/11):** Started at BLB and registered three tackles (one solo).

29 Casey Hayward, CB, 3rd Year, Vanderbilt

• Burst onto the scene in 2012, leading all NFL rookies with his team-high six INTs and finishing third in the voting for Defensive Rookie of the Year by *The Associated Press*.

• Became the first Green Bay CB ever to be named to the *Pro Football Weekly*/PFWA All-Rookie team (est. 1974) and was chosen as the league's Defensive Rookie of the Year by ProFootballFocus.com.

• Battled a nagging hamstring injury that limited him to just three games in 2013.

2014 Season: Played in all 16 games with one start, seeing time on defense and special teams...Recorded 32 tackles (27 solo), two fumble recoveries, three interceptions and six passes defended...Tied CB Tramon Williams for the team lead with three interceptions, highlighted by his 82-yard INT return for a TD vs. Chicago in Week 10...Ranked No. 2 on the team with two fumble recoveries, including a 49-yard return for a TD vs. Philadelphia in Week 11...Tied for the team lead with LB Julius Peppers for total takeaways with five (three INTs, two fumble recoveries) and was tied for No. 7 in the NFL...Was tied for No. 8 in the NFL with 113 interception return yards...Added a career-high six tackles on special teams...Part of a secondary that helped Green Bay rank No. 7 in the NFL in opponent passer rating (82.0) this season.

► **at Seattle Seahawks (9/4):** Registered two solo tackles on defense.

► **vs. N.Y. Jets (9/14):** Played 11 snaps on special teams.

► **at Detroit Lions (9/21):** Appeared on 17 defensive snaps, seeing increased time in the second half as the nickel back with CB Davon House sidelined (cramps), and made a solo tackle...Came from the slot to bring down RB Joique Bell for a 1-yard loss on a run near the end of the third quarter.

► **at Chicago Bears (9/28):** Played 26 defensive snaps and recorded a season-best three tackles (all solo).

► **vs. Minnesota Vikings (10/2):** Appeared on a season-high 37 defensive snaps and matched his season high with three tackles (one solo)...Recorded the first fumble recovery of his career when he scooped up RB Matt Asiata's fumble at the Green Bay 34 (forced by S Morgan Burnett) in the second quarter...Added a season-high two passes defended and a season-best two tackles on special teams.

► **at Miami Dolphins (10/12):** Played 34 snaps and registered two solo tackles, an interception and a pass defended...The interception came on a third down early in the second quarter when he was lined up in the slot, dropped into coverage and then came over to pick off QB Ryan Tannehill's pass intended for WR Mike Wallace at the Miami 46...Returned the pick 10 yards to the Miami 36 to help set up K Mason Crosby's 43-yard FG.

► **vs. Carolina Panthers (10/19):** Posted an INT for the second straight game, picking off QB Cam Newton's pass intended for TE Greg Olsen that was overthrown late in the third quarter...Picked off the pass at the Green Bay 30 and returned it 21 yards to the Carolina 49, taking it down the right sideline before cutting it back and fighting off a tackle attempt by Olsen...It marked only the second time in his career (2012, three straight, Weeks 5-7) that he posted an INT in back-to-back games...Finished with three tackles (two solo).

► **at New Orleans Saints (10/26):** Started his first game of the season, opening as the third CB in Green Bay's nickel defense...Posted five tackles (all solo).

► **vs. Chicago Bears (11/9):** Posted his third interception of the season when he picked off QB Jay Cutler with just under 11 minutes remaining in the fourth quarter...Cutler's pass deflected off the helmet of G Kyle Long and over the head of RB Matt Forte, with Hayward coming in to intercept the pass and take it 82 yards down the sideline for a TD, the longest INT return by a Packer since S Aaron Rouse's 99-yarder for a TD vs. Indianapolis on Oct. 19, 2008...Added two solo tackles on defense and a stop on special teams.

► **vs. Philadelphia Eagles (11/16):** Scored a TD for the second straight week, becoming the first Green Bay defensive player to do so since LB Keith McKenzie did so in 1999 (Weeks 13-14)...Early in the fourth quarter, scooped up a fumble after C Jason Kelce's snap went over the head of QB Mark Sanchez...Picked up the ball at the Philadelphia 49 and jogged in the rest of the way down the middle of the field for the TD...Added two solo tackles on defense and put a block on LB Casey Matthews to help clear a lane for DB Micah Hyde on his 75-yard punt return for a TD in the second quarter.

► **at Minnesota Vikings (11/23):** Played 22 snaps on defense, recording one solo tackle, and appeared on four plays on special teams.

► **vs. New England Patriots (11/30):** Appeared on nine plays on defense and five on special teams.

► **vs. Atlanta Falcons (12/8):** Played 39 snaps and registered four tackles (two solo)...Added two tackles on special teams, which was tied for the team lead, with both stops coming in kickoff coverage.

► **at Buffalo Bills (12/14):** Appeared on 13 plays on defense and four on special teams.

► **at Tampa Bay Buccaneers (12/21):** Played 18 snaps on defense, recording two solo tackles, and appeared on six plays on special teams...Part of a defense that allowed just 106 total yards, the fewest given up by Green Bay since Dec. 21, 2006 (104 yards vs. Minnesota).

► **vs. Detroit Lions (12/28):** Played 31 snaps on defense, seeing significant time as the nickel back, and registered two solo tackles and a pass defended...Came up to bring down RB Theo Riddick for a 3-yard loss on

a pass in the flat late in the first half...Cut inside RB Reggie Bush to break up a QB Matthew Stafford pass on third-and-10 in the third quarter, nearly making the interception...Added two tackles on special teams.

►vs. **Dallas Cowboys (NFC Divisional, 1/11)**: Appeared on nine plays on defense and five on special teams, recording a solo tackle on defense.

31 Davon House, CB, 4th Year, New Mexico State

• Appeared in all 16 games in 2013 and posted career highs in every statistical category, posting personal bests in tackles (32) and solo tackles (26).

• Recorded his first career INT and tied previous career highs with 13 passes defended and a sack.

• Also emerged as a more consistent contributor on special teams in 2013, leading the club with a career-high 12 tackles on the coverage units.

2014 Season: Played in 13 games with four starts, seeing time on defense and special teams...Missed the final three games due to a shoulder injury...Recorded 24 tackles (17 solo), an interception, a forced fumble and 11 passes defended...Was tied for No. 4 on the team in passes defended... Added four tackles on special teams...Part of a secondary that helped Green Bay rank No. 7 in the NFL in opponent passer rating (82.0) this season.

►at **Seattle Seahawks (9/4)**: Played 18 snaps on special teams... Charged down the field to cover a Tim Masthay punt in the first quarter and was blocked into the returner, S Earl Thomas, as Thomas muffed the catch and S Ha Ha Clinton-Dix recovered the fumble at the Seattle 34.

►vs. **N.Y. Jets (9/14)**: Saw significant action on defense as the third CB, appearing on 30 snaps, and registered three tackles (two solo) and two passes defended...With the Packers leading 24-21 in the third quarter, broke up a Geno Smith pass intended for WR Jeremy Kerley on third-and-6 at the Green Bay 34, forcing the Jets to settle for a field goal.

►at **Detroit Lions (9/21)**: Registered his first interception of the season and the second of his career when he picked off QB Matthew Stafford early in the second quarter...Ran with WR Calvin Johnson down the right sideline and extended to make a diving grab of Stafford's pass near the goal line as his momentum carried him into the end zone...The play was originally ruled a touchback before it was overturned on replay review and House was ruled down at the Green Bay 1...Added three solo tackles on defense and a season-high two tackles on special teams...Left the game in the third quarter due to cramping but later returned.

►at **Chicago Bears (9/28)**: Got the start as the defense opened up in its nickel package...Posted his first career forced fumble when he punched the ball loose from WR Alshon Jeffery on an end-around in the third quarter, but the ball went out of bounds at the Chicago 32...Added a solo tackle.

►vs. **Minnesota Vikings (10/2)**: Played 25 snaps on defense and posted two tackles (one solo)...Added a tackle on special teams.

►at **Miami Dolphins (10/12)**: Started as the third CB as the defense opened up in nickel, appearing on a season-high 49 defensive snaps... Recorded two solo tackles, a pass defended and a QB hit.

►vs. **Carolina Panthers (10/19)**: Started at RCB in place of an injured Sam Shields (knee)...Appeared on 50 plays, departing in the fourth quarter with an injured finger...Posted two tackles (one solo) and a pass defended.

►at **New Orleans Saints (10/26)**: Started at RCB for the second straight week in place of an injured Shields...Recorded five tackles (all solo) and a team-high two passes defended.

►vs. **Chicago Bears (11/9)**: Played 21 snaps, tying for the team lead with two passes defended and adding three tackles (two solo).

►vs. **Philadelphia Eagles (11/16)**: Appeared on 24 plays, recording two tackles (one solo)...Also saw 14 snaps on special teams.

►at **Minnesota Vikings (11/23)**: Played 19 snaps on special teams and one on defense.

►vs. **New England Patriots (11/30)**: Played 44 snaps on defense and 10 on special teams, seeing significant time at RCB after starter Sam Shields departed the game early in the second quarter due to a concussion...Finished with an assisted tackle and was part of a secondary that helped limit QB Tom Brady to 245 yards passing, his lowest yardage

output since Week 4...Added a tackle on special teams, bringing down WR Danny Amendola after just a 3-yard return on a third-quarter punt.

►vs. **Atlanta Falcons (12/8)**: Played 22 snaps and registered two passes defended...Ran stride for stride with WR Julio Jones to make a leaping breakup of QB Matt Ryan's deep pass down the left sideline in the fourth quarter...Later on the same drive, made a jumping two-handed deflection of a Ryan pass intended for Jones in the end zone, nearly making the interception.

►at **Buffalo Bills (12/14)**: Inactive due to a shoulder injury sustained vs. Atlanta in Week 14.

►at **Tampa Bay Buccaneers (12/21)**: Inactive (shoulder).

►vs. **Detroit Lions (12/28)**: Inactive (shoulder).

►vs. **Dallas Cowboys (NFC Divisional, 1/11)**: Returned to action after missing the final three regular-season games due to a shoulder injury, appearing on 13 plays on special teams...Registered a tackle.

33 Micah Hyde, DB, 2nd Year, Iowa

• Is tied for No. 1 in franchise history with three punt returns for TDs.

• Appeared in all 16 games with three starts as a rookie in 2013 and posted 54 tackles (38 solo), four passes defended, a sack and a forced fumble.

• Led all of the club's rookies in tackles, solo tackles, passes defended and forced fumbles.

• Posted a 12.3-yard punt return average in 2013 (No. 5 in the NFL), and a 93-yard TD return at Minnesota in Week 8 that is tied for the fourth-longest in team history.

2014 Season: Played in all 16 games with 12 starts (seven at FS, five at nickel CB) and registered 55 tackles (46 solo), a sack, two interceptions and 12 passes defended...Ranked No. 3 on the team in passes defended... Averaged 15.8 yards on 14 punt returns, No. 1 in the NFL among players with 14-plus returns...Posted two punt return TDs, tied for No. 1 in the NFL with Philadelphia's Darren Sproles...Became just the fifth player in team history to record two-plus punt return TDs in a season...Also returned four kickoffs for 96 yards (24.0 avg.)...Added two tackles on special teams... Part of a secondary that helped Green Bay rank No. 7 in the NFL in opponent passer rating (82.0) this season.

►at **Seattle Seahawks (9/4)**: Started at FS, his first pro start at safety, and posted four tackles (two solo).

►vs. **N.Y. Jets (9/14)**: Started for the second straight game, but departed in the third quarter due to a knee injury sustained on his punt return... Recorded three solo tackles on defense and had an 8-yard punt return.

►at **Detroit Lions (9/21)**: Started at FS and led the safeties with six tackles (five solo)...Added a pass defended.

►at **Chicago Bears (9/28)**: Started and appeared on 34 defensive snaps, registering four tackles (all solo) and a career-high two passes defended...Returned two kickoffs for 47 yards (23.5 avg.).

►vs. **Minnesota Vikings (10/2)**: Started and appeared on 42 plays, recording four tackles (three solo) and a pass defended...Added a tackle on special teams.

►at **Miami Dolphins (10/12)**: Started and played 34 snaps, racking up six tackles (all solo)...Also returned two punts for 41 yards (20.5 avg.), including a 24-yarder in the second quarter and a 17-yard return late in the fourth quarter to the Packers' 40 that helped set up Green Bay' game-winning TD drive...On the 24-yard return, his longest of the season, appeared to be bottled up at the Green Bay 22 before ducking through a couple of Miami defenders on his way to the 40-yard line...Added a tackle on special teams, bringing down WR Jarvis Landry on a second-quarter kickoff return.

►vs. **Carolina Panthers (10/19)**: Didn't start for the first time on the season, but appeared on 45 defensive snaps...Finished with five tackles (three solo)...With CB Sam Shields (knee) sidelined, saw more work in the slot.

►at **New Orleans Saints (10/26)**: Started at FS and was the only defensive player to appear on all 68 snaps...Finished with six tackles (five solo) and a pass defended...Fought off a block by WR Marques Colston to get to RB Mark Ingram as he led a swarm of defenders that stopped him

for no gain on fourth-and-1 at the Green Bay 43 on the Saints' opening drive of the second half.

►**vs. Chicago Bears (11/9):** Posted the first interception of his career, undercutting TE Martellus Bennett to pick off QB Jay Cutler's pass at the Chicago 32 in the first quarter, one that was tipped at the line by LB Julius Peppers...Started as the nickel CB and finished with a solo tackle and two passes defended.

►**vs. Philadelphia Eagles (11/16):** Posted a punt return for a TD for the second straight season, moving him into a tie for No. 3 in franchise history for the most punt return TDs with two...Fielded P Donnie Jones' at the Green Bay 25 late in the first quarter, made WR Josh Huff miss when he caught it, and then took it up the middle of the field and down the right sideline for the score, outrunning Jones on his way to the end zone... Joined Falcons WR Devin Hester as the only NFL players to register a punt return TD each of the last two seasons...Started for the second straight week at nickel CB and registered four tackles (three solo) and two passes defended.

►**at Minnesota Vikings (11/23):** Played 50 snaps, lining up primarily as the nickel CB, and finished with three tackles (all solo), a sack and an interception...Made a leaping interception of a QB Teddy Bridgewater pass deep down the left sideline intended for WR Greg Jennings midway through the second quarter...The INT, his second in the last three games, gave Green Bay the ball at its 47 and led to seven points (Aaron Rodgers TD pass to TE Richard Rodgers)...On the sack, which came late in the third quarter, blitzed off the left end and avoided a block attempt by RB Jerick McKinnon to get to Bridgewater and bring him down for a 7-yard loss.

►**vs. New England Patriots (11/30):** Started at nickel back and registered a solo tackle...Was part of a secondary that helped limit QB Tom Brady to 245 yards passing, his lowest yardage output since Week 4.

►**vs. Atlanta Falcons (12/8):** Started at nickel back, appearing on 42 plays, and posted three tackles (two solo) and a pass defended...Also returned two punts for 20 yards (10.0 avg.), including a 16-yard return late in the first half out to the Green Bay 47 that helped set up QB Aaron Rodgers' 10-yard TD pass to WR Jordy Nelson.

►**at Buffalo Bills (12/14):** Played 33 snaps, recording one solo tackle... Part of a secondary that helped limit QB Kyle Orton to a 54.2 passer rating and 158 yards on 14-of-27 passing.

►**at Tampa Bay Buccaneers (12/21):** Played 37 snaps and registered a QB hit and a pass defended...Broke up a QB Josh McCown pass intended for TE Brandon Myers on a third-and-4 in the first quarter to force a Tampa Bay punt...Part of a defense that allowed just 106 total yards, the fewest given up by Green Bay since Dec. 21, 2006 (104 yards vs. Minnesota).

►**vs. Detroit Lions (12/28):** Started as the nickel CB and posted four tackles (all solo)...Made an impact play on special teams, returning a punt 55 yards for a TD late in the first quarter to kick off Green Bay's scoring... Fielded Sam Martin's punt in the middle of the field at the Green Bay 45, made a cut to elude FB Jed Collins and then took it down the middle as he outran Martin and CB Cassius Vaughn down the left sideline on his way to the end zone...It marked the third punt return TD of his career as he moved into a tie for the No. 1 spot in franchise history with WR Desmond Howard and CB Will Blackmon... Was named NFC Special Teams Player of the Week for his performance, the first Green Bay returner to earn the award since 2008 (Blackmon, Week 1).

►**vs. Dallas Cowboys (NFC Divisional, 1/11):** Played 32 snaps and recorded a solo tackle and a QB hit.

83 Jeff Janis, WR, Rookie, Saginaw Valley State

• Finished his career at Saginaw Valley State as the school's all-time leader in receptions (241), receiving yards (4,274) and receiving TDs (46).

• Was twice named the Great Lakes Intercollegiate Athletic Conference's Offensive Back of the Year, earning the award as a junior and senior.

• As a senior in 2013, caught 83 passes for 1,572 yards (18.9 avg.) and 14 TDs, including a career-high eight 100-yard receiving games.

2014 Season: Played in three games and was inactive for the other 13 contests...Caught two passes for 16 yards (8.0 avg.).

►**at Seattle Seahawks (9/4) – at Detroit Lions (9/21):** Inactive (healthy scratch).

►**at Chicago Bears (9/28):** Made his NFL debut, seeing time on one offensive play and five special teams plays.

►**vs. Minnesota Vikings (10/2):** Registered the first receptions of his career, finishing with two catches for 16 yards (8.0 avg.)...His first career reception came on a third-and-5 from the Green Bay 25 when he hauled in a 9-yard pass from QB Matt Flynn on a slant with CB Xavier Rhodes covering him.

►**at Miami Dolphins (10/12):** Saw limited action, appearing on three offensive plays and four snaps on special teams.

►**vs. Carolina Panthers (10/19) – vs. Detroit Lions (12/28):** Inactive (healthy scratch).

►**vs. Dallas Cowboys (NFC Divisional, 1/11):** Inactive (healthy scratch).

59 Brad Jones, LB, 6th Year, Colorado

• Started 22 games over the past two seasons (2012-13) at ILB after making the transition from OLB prior to the start of the 2012 campaign.

• In 2013, entered the season as a starter for the first time since 2010 and opened a career-high 12 games at "Mack" LB.

• Finished the season third on the team with 98 tackles (73 solo), three sacks, two passes defended, a forced fumble and the first fumble recovery of his career.

2014 Season: Played in 13 games with one start and recorded 13 tackles (10 solo), three QB hits, four pressures and two passes defended...Ranked No. 5 on the team with nine tackles on special teams and added a blocked FG...Missed three games due to a quadriceps injury.

►**at Seattle Seahawks (9/4):** Started at MLB and registered six tackles (four solo).

►**vs. N.Y. Jets (9/14):** Did not practice during the week and was inactive due to a quadriceps injury.

►**at Detroit Lions (9/21):** Inactive for the second straight game due to the quadriceps injury.

►**at Chicago Bears (9/28):** Inactive for the third straight contest (quadriceps).

►**vs. Minnesota Vikings (10/2):** Returned to action after being sidelined for three games and posted a tackle on special teams...Saw limited action on defense, appearing on seven snaps.

►**at Miami Dolphins (10/12):** Saw significant action at MLB with Jamari Lattimore (neck) sidelined for part of the second quarter and the entire second half...Appearing on 34 plays, he registered a solo tackle, a QB hit, two pressures and a pass defended.

►**vs. Carolina Panthers (10/19):** Played 22 snaps on special teams.

►**at New Orleans Saints (10/26):** Appeared on 14 plays on special teams.

►**vs. Chicago Bears (11/9):** Appeared on 23 plays on special teams, recording a season-high two tackles.

►**vs. Philadelphia Eagles (11/16):** Played 24 snaps on special teams, tied for the team high, and paced the club with a career-high four tackles, including a stop of RB Darren Sproles after just a 6-yard return on a third-quarter punt.

►**at Minnesota Vikings (11/23):** Played 20 snaps on special teams, tied for the team high, and 13 on defense...Posted a solo tackle on defense.

►**vs. New England Patriots (11/30):** Played 17 snaps on special teams and one on defense.

►**vs. Atlanta Falcons (12/8):** Blocked K Matt Bosher's 53-yard field goal attempt in the closing seconds of the first half, becoming the first Packer to block a field goal in the regular season since DT Johnny Jolly did so at St. Louis on Sept. 27, 2009...Added a solo tackle on defense and two stops on special teams (tied for the team lead)...Played a team-high 25 snaps on special teams and 23 on defense.

►**at Buffalo Bills (12/14):** Played 11 snaps on defense and 30 on special teams (tied for the team high)...Posted two solo tackles and a pass defended...Brought down RB Boobie Dixon on a short pass over the middle

after just a 5-yard gain on a third-and-14 in the red zone to limit Buffalo to a field goal.

► **at Tampa Bay Buccaneers (12/21):** Appeared on 18 plays on defense, recording an assisted tackle, two QB hits and two pressures... Part of a defense that allowed just 106 total yards, the fewest given up by Green Bay since Dec. 21, 2006 (104 yards vs. Minnesota).

► **vs. Detroit Lions (12/28):** Played a team-high 19 snaps on special teams and 28 on defense.

► **vs. Dallas Cowboys (NFC Divisional, 1/11):** Played 17 snaps on special teams and eight on defense...Posted three tackles (two solo) on defense and a stop on special teams.

95 Datone Jones, DE, 2nd Year, UCLA

• One of four Packers rookies to appear in all 16 games as a rookie in 2013, joining T David Bakhtiari, S Chris Banjo and CB Micah Hyde.

• Finished with 19 tackles (10 solo), 3.5 sacks and a fumble recovery. Also blocked an extra-point attempt on special teams.

• His sack total led all Packers rookies and he was one of only two Green Bay rookies to recover a fumble.

2014 Season: Played in 13 games, starting three of them, and posted 30 tackles (16 solo), 1.5 sacks, two passes defended, eight QB hits and 15 pressures...Ranked No. 4 on the team in pressures and tied for No. 5 in QB hits...Was inactive for three games due to an ankle injury.

► **at Seattle Seahawks (9/4):** Opened at LDE, his first career NFL start, and recorded a career-high five tackles (four solo).

► **vs. N.Y. Jets (9/14):** Played 25 snaps on defense and registered three tackles (two solo), a QB hit and a pressure.

► **at Detroit Lions (9/21):** Started at LDE and recorded two tackles (one solo), a QB hit and a pressure...Helped limit the Lions to an average of 3.0 yards per carry (115 yards on 38 attempts).

► **at Chicago Bears (9/28):** Appeared on 32 defensive plays and posted two tackles (one solo) and a sack, bringing QB Jay Cutler down for a 4-yard loss on a third-and-1 in the fourth quarter...Came up the middle and beat C Brian de la Puente for the sack...Added a QB hit and a pressure.

► **vs. Minnesota Vikings (10/2):** Started at LDE, but was limited to 17 snaps due to an ankle injury sustained in the second quarter that ended his night...Posted two solo tackles, a QB hit and two pressures.

► **at Miami Dolphins (10/12):** Inactive due to the ankle injury, his first game missed as a pro.

► **vs. Carolina Panthers (10/19):** Inactive (ankle).

► **at New Orleans Saints (10/26):** Inactive (ankle).

► **vs. Chicago Bears (11/9):** Returned to action following the bye week and played 14 snaps on defense...Posted a solo tackle and was part of a line that limited the Bears to a season-low average of 2.3 yards per carry as they ran for just 55 yards on 24 attempts.

► **vs. Philadelphia Eagles (11/16):** Played 27 snaps and registered three tackles (two solo), a QB hit and two pressures (tied for the team lead)...Helped limit the Eagles to an average of 3.5 yards per carry on 31 rushing attempts, Philadelphia's lowest average in five games this season with 30-plus attempts.

► **at Minnesota Vikings (11/23):** Saw limited action on defense (12 snaps) after reaggravating his ankle injury at practice during the week...Recorded a solo tackle.

► **vs. New England Patriots (11/30):** Played 16 snaps on defense and registered two QB pressures.

► **vs. Atlanta Falcons (12/8):** Appeared on 32 plays and recorded five tackles (two solo), a QB hit, a pressure and a pass defended...Knocked down a short QB Matt Ryan pass over the middle in the fourth quarter that was intended for WR Roddy White.

► **at Buffalo Bills (12/14):** Played 21 snaps on defense and registered three tackles (two solo) and two pressures.

► **at Tampa Bay Buccaneers (12/21):** Played 23 snaps and posted two tackles (one solo), a half-sack, a QB hit, two pressures and an interception...Walked back G Patrick Omameh to get to QB Josh McCown for a shared 7-yard sack with LB Clay Matthews late in the fourth quarter...

Posted his first career interception when he picked off McCown's short pass intended for RB Charles Sims over the middle as the QB was being brought down by LB Jayrone Elliott...Returned the pick 18 yards down to the Tampa Bay 13.

► **vs. Detroit Lions (12/28):** Played 26 snaps and recorded an assisted tackle, a QB hit and a pressure.

► **vs. Dallas Cowboys (NFC Divisional, 1/11):** Appeared on 29 plays on defense and posted two tackles (one solo), a half-sack, a QB hit and a fumble recovery...With the Packers trailing 14-10 in the third quarter, recovered a RB DeMarco Murray fumble at the Dallas 44 after LB Julius Peppers dove at Murray and punched the ball out...The field position would lead to a Mason Crosby FG...With Green Bay leading 26-21 in the fourth quarter, broke free from a G Zack Martin block to chase down QB Tony Romo as he scrambled for a shared 3-yard sack with LB Nick Perry...Also made an impact play on special teams with a blocked FG near the end of the first half, getting a piece of K Dan Bailey's 50-yard kick that sailed wide right...Became the first Packer to register a blocked FG and a fumble recovery in a playoff game.

30 John Kuhn, FB, 9th Year, Shippensburg

• Has played in 123 games with the Packers since 2007, the most by an offensive player on the team over that span.

• Selected to the Pro Bowl in 2011, he became the first Green Bay fullback to be honored since William Henderson in 2004.

• Also earned second-team All-Pro recognition from *The Associated Press* in '11.

• Has played in 123 of 128 games (135 of 140 including playoffs) during his eight seasons in Green Bay.

• Scored a touchdown each of the last five postseasons (2009-13), the only player in the NFL to accomplish the feat over that span.

2014 Season: Played in all 16 games with two starts, rushing 24 times for 85 yards (3.5 avg.) and a TD...Was selected to his second career Pro Bowl (also 2011)...Was named first-team All-Pro by *The Associated Press*...Also had four receptions for 23 yards (5.8 avg.)...Has recorded a tackle on special teams.

► **at Seattle Seahawks (9/4):** Saw eight plays on offense and eight on special teams, scoring on a 2-yard run up the middle late in the first quarter to put the Packers up 7-3.

► **vs. N.Y. Jets (9/14):** Had a 3-yard carry, a 5-yard reception and added a tackle on punt coverage.

► **at Detroit Lions (9/21):** Saw limited action on offense and special teams.

► **at Chicago Bears (9/28):** Saw limited time on offense and special teams.

► **vs. Minnesota Vikings (10/2):** Had two carries for 6 yards (3.0 avg.) and added a 3-yard reception.

► **at Miami Dolphins (10/12):** Appeared on 11 offensive plays and carried the ball four times for 15 yards (3.8 avg.), his highest attempt total since he had four vs. Minnesota on Dec. 2, 2012...Also played nine snaps on special teams.

► **vs. Carolina Panthers (10/19):** Rushed for 4 yards on two carries (2.0 avg.).

► **at New Orleans Saints (10/26):** Played eight snaps on special teams and two on offense.

► **vs. Chicago Bears (11/9):** Posted 20 rushing yards on five attempts (4.0 avg.), his best yardage output since a 46-yard effort vs. Oakland on Dec. 11, 2011.

► **vs. Philadelphia Eagles (11/16):** Played 11 snaps on offense and six on special teams, rushing once for 3 yards.

► **at Minnesota Vikings (11/23):** Started his first game of the season and played 18 snaps on offense...Caught a 9-yard pass on the opening play of the game...Helped clear the way for RB Eddie Lacy's season-high 125 rushing yards on 25 carries (5.0 avg.), with 55 of those coming in the fourth quarter, a career high for Lacy...With the Packers leading 24-21, cleared holes for Lacy to rush for 27 yards on five carries as Green Bay ran

out the final 3:23 on the clock to clinch the win.

► **vs. New England Patriots (11/30):** Played eight snaps on offense and five on special teams.

► **vs. Atlanta Falcons (12/8):** Played 15 snaps on offense and had a 4-yard carry and a 6-yard reception...Delivered a block on LB Joplo Bartu to help seal a lane for Lacy on his 1-yard TD run in the second quarter... Helped block for a pair of 70-yard rushers in Lacy (73) and RB James Starks (75).

► **at Buffalo Bills (12/14):** Played 15 snaps on offense and three on special teams...Helped the offense register a season-best average of 6.3 yards per carry as the Packers posted their second straight 155-yard effort on the ground (158 yards on 25 attempts), the team's first time doing so since Weeks 8-9 in 2013.

► **at Tampa Bay Buccaneers (12/21):** Played 26 snaps on offense and one on special teams, rushing for a season-best 22 yards on four carries (5.5 avg.), highlighted by a season-long 11-yard run early in the fourth quarter down to the Tampa Bay 15 to help set up a Mason Crosby FG.

► **vs. Detroit Lions (12/28):** Appeared on 23 plays on offense and three on special teams, rushing for 6 yards on three carries (2.0 avg.)...Helped block for Green Bay's 152 rushing yards on 38 attempts (4.0 avg.) against a Detroit defense that entered the game ranked No. 1 in the league against the run (63.8 ypg), the most yards given up on the ground by the Lions all season, highlighted by Lacy's 100-yard effort on 26 attempts (3.8 avg.).

► **vs. Dallas Cowboys (NFC Divisional, 1/11):** Started and played 30 snaps, catching a 7-yard pass and posting a 4-yard run...Helped clear holes for Lacy as he rushed for 101 yards on 19 carries (5.3 avg.), the first 100-yard effort by a Packer in the playoffs since James Starks posted 123 yards at Philadelphia on Jan. 9, 2011...Aided in the protection of QB Aaron Rodgers, who he threw for 316 yards and three TDs on 24-of-35 passing, as the Packers featured a 100-yard rusher and a 300-yard passer for the first time in postseason annals.

27 Eddie Lacy, RB, 2nd Year, Alabama

- Rushed for 1,100-plus yards in both of his first two seasons, becoming just the fourth player in team history to register back-to-back 1,000-yard seasons (Jim Taylor, 1960-62; Ahman Green, 2000-

- Set franchise rookie records in 2013 for rushing yards (1,178), rushing TDs (11) and rushing attempts (284), and tied the team rookie mark for 100-yard rushing games (four).

- Was named the NFL Offensive Rookie of the Year by *The Associated Press* in 2013, joining RB John Brockington (1971) as the only Packers to win the award since its inception in 1957.

- Was selected to the Pro Bowl as an injury replacement for Vikings RB Adrian Peterson last season, the first Green Bay rookie RB to be named to the all-star game since Brockington in '71.

- His 24 career TDs (20 rushing, four receiving) are the most by a Green Bay player in his first two seasons in the NFL and his 2,317 yards rushing are also the most by a Packer in his first two seasons in the league.

2014 Season: Started all 16 games and led the team with 1,139 yards and nine TDs on 246 carries (4.6 avg.)...Ranked No. 7 in the league in rushing yards and tied for No. 3 in rushing TDs...Came on strong at the end of the season, rushing for 592 yards on 117 attempts (5.1 avg.) over the final six games, No. 3 in the NFL over that span behind only Broncos RB C.J. Anderson (648) and Cowboys RB DeMarco Murray (612)...Also had 42 receptions for 427 yards (10.2 avg.) and four TDs...Became just the fourth RB in team history to register 1,000-plus rushing yards/40-plus receptions in the same season, joining Edgar Bennett (1995), Dorsey Levens (1997, 1999) and Ahman Green (2000-04, 2006)...Ranked No. 6 among NFL running backs in receiving yards and No. 3 among the league's RBs in yards per catch...Was tied for No. 3 among running backs with 13 total TDs...Ranked No. 6 among backs with 1,566 yards from scrimmage...Registered 100-plus yards from scrimmage in each of the last nine games, the longest single-season streak in team history...Was named a Pro Bowl alternate.

► **at Seattle Seahawks (9/4):** Started in the season opener for the sec-

ond straight year and rushed for 34 yards on 12 carries (2.8 avg.)...Added three receptions for 11 yards (3.7 avg.)...Left the game early in the fourth quarter due to a concussion.

► **vs. N.Y. Jets (9/14):** Was back in the starting lineup after sustaining a concussion in Week 1, and paced the team with 43 rushing yards on 13 carries (3.3 avg.)...Added two receptions for 18 yards (9.0 avg.).

► **at Detroit Lions (9/21):** Rushed for 36 yards on 11 carries (3.3 avg.), highlighted by a 17-yarder up the middle in the fourth quarter...Added a 9-yard reception.

► **at Chicago Bears (9/28):** Picked up 48 yards on 17 carries (2.8 avg.) and scored his first TD of the season, opening up the scoring for Green Bay with a 2-yard plunge in the first quarter...Played 50 of 52 offensive snaps and added an 11-yard reception.

► **vs. Minnesota Vikings (10/2):** Rushed for a season-best 105 yards and two TDs on 13 carries (8.1 avg.), matching his career high with the two rushing TDs (Week 16 in 2013 vs. Pittsburgh)...His average of 8.1 yards per carry was a career high (min. 10 attempts) and was the best average by a Green Bay RB in a 100-yard game since Brandon Jackson rushed for 115 yards on 10 attempts (11.5 avg.) at Washington on Oct. 10, 2010...His first TD run, an 11-yarder early in the third quarter, came when he took the ball to the left, bounced off DE Everson Griffen and then eluded DE Brian Robison before cutting it back across the field and into the end zone...Capped off Green Bay's next possession with a 10-yard TD run, lowering his shoulder to run through a tackle attempt by S Robert Blanton as the safety's helmet popped off at the 1-yard line...Posted a season-long 28-yard run in the first quarter, running through a lane between T David Bakhtiari and G Josh Sitton on the left side...Delivered a punishing blow to Blanton as he ran over him at the Minnesota 25 before going 11 more yards to the Vikings' 14...Rushed for a season-high five first downs and a season-best five runs of 10-plus yards.

► **at Miami Dolphins (10/12):** Rushed for 40 yards on 14 carries (2.9 avg.), picking up three first downs on the afternoon.

► **vs. Carolina Panthers (10/19):** Led the team with 63 rushing yards on 12 carries (5.3 avg.), including a 5-yard TD run in the first quarter that gave Green Bay a 14-0 lead...Out of the shotgun, took a handoff from Rodgers and bounced it out to the right side before going untouched into the end zone...Matched his season high by rushing for five first downs.

► **at New Orleans Saints (10/26):** Posted career highs in receptions (eight) and receiving yards (123), becoming the first Green Bay RB to register a 100-yard receiving game since Edgar Bennett (101) did so vs. Atlanta on Dec. 18, 1994...His 123 receiving yards were also the second most by a Green Bay RB since the 1970 AFL-NFL merger, trailing only Eddie Lee Ivery's 128-yard output at Tampa Bay on Oct. 12, 1980...His eight receptions were the most by a Packers RB since Ahman Green had eight at Detroit on Sept. 24, 2006...On Green Bay's second series, posted a career-long 67-yard catch on a screen pass from Rodgers, avoiding a tackle attempt from Saints LB Curtis Lofton at the New Orleans 45 and then fighting off a tackle attempt by S Rafael Bush at the end of the play to pick up extra yardage all the way down to the New Orleans 3...The 67-yard grab was the longest reception by a Green Bay RB since Ryan Grant's 80-yard TD grab vs. Detroit on Jan. 1, 2012...Also led the team with 59 yards rushing on 13 attempts (4.5 avg.), giving him a career-best 182 yards from scrimmage on the evening, the most by a Green Bay RB since Najeh Davenport racked up 186 vs. St. Louis on Nov. 29, 2004...Marked his first career 50-yard rushing/50-yard receiving game.

► **vs. Chicago Bears (11/9):** Posted his second consecutive 50-yard rushing/50-yard receiving day, picking up 50 yards on 14 carries (3.6 avg.) and 68 receiving yards and a TD on three catches (22.7 avg.)...Scored on a 56-yard screen pass in the second quarter to put Green Bay up 35-0, becoming the first RB in franchise history to register a 55-yard reception in back-to-back games...Caught the pass near the Green Bay 42 and took it down the right sideline before cutting across the field near the Chicago 40 and down the left sideline to the end zone.

► **vs. Philadelphia Eagles (11/16):** Led the team with 69 yards and a TD on just 10 carries (6.9 avg.)...His average of 6.9 yards per carry was the second highest of his career in a game with 10-plus carries...Had a

season-long 37-yard run late in the third quarter, breaking a tackle attempt by LB Mychal Kendricks and S Malcolm Jenkins at the Green Bay 37, spinning out of it and running down the left sideline before being pushed out at the Philadelphia 32...Added three receptions for 45 yards, highlighted by a 32-yard TD grab early in the fourth quarter...On the play, dropped into the flat to catch a dump-off pass from Rodgers at the Green Bay 27 and then spun out of a tackle attempt by DE Vinny Curry at the Philadelphia 10...Ran through tackle attempts by Jenkins and CB Nolan Carroll II near the goal line, getting a push from TE Andrew Quarless at the 1-yard line as he plunged into the end zone.

► **at Minnesota Vikings (11/23):** Rushed for a season-high 125 yards and a TD on 25 carries (5.0 avg.), with 55 of those coming in the fourth quarter, a career high for him...Added two receptions for 13 yards (6.5 avg.) and a TD, becoming the first RB in team history to post 100-plus yards from scrimmage and a receiving TD in three consecutive games...Joined Barry Sanders, Walter Payton, Billy Sims and Gale Sayers as the only NFL players to register two 100-yard rushing games against the Vikings in a season...Posted four runs of 10-plus yards, his second most on the season behind only his five vs. Minnesota in Week 5...Scored on a 1-yard TD run late in the first quarter as he dove over the top of the pile into the end zone...His receiving TD, a 10-yarder on a shovel pass midway through the fourth quarter, put Green Bay up 24-14...With the Packers leading 24-21, rushed for 27 yards and two first downs on five carries as Green Bay ran out the final 3:23 on the clock to clinch the win...Earned NFC Offensive Player of the Week honors for his performance, the second time in his career (Week 15, 2013) that he won the weekly award...Joined Ahman Green as the only Green Bay running backs to be named Offensive Player of the Week multiple times.

► **vs. New England Patriots (11/30):** Posted 98 yards rushing on 21 carries (4.7 avg.), including four runs of 10-plus yards...On the Packers' third play from scrimmage, found a big hole on the left side on his game-long 24-yard run...Accounted for 51 of Green Bay's 58 yards on the opening drive (39 rushing, 12 receiving)...Added two receptions for 17 yards (8.5 avg.).

► **vs. Atlanta Falcons (12/8):** Rushed for 73 yards and a TD on 13 carries (5.6 avg.) and added 33 yards and a score on five receptions (6.6 avg.), the third time in the last four games that he registered a rushing TD and a receiving TD in the same game...Became the first Packer to register 100-plus yards from scrimmage in six straight games in a single season...Accounted for 40 yards on Green Bay's opening drive (34 rushing, 6 receiving), highlighted by a 22-yard run on the second play from scrimmage...Left the game late in the fourth quarter due to a hip bruise.

► **at Buffalo Bills (12/14):** Led the team with 97 yards and a TD on 15 attempts (6.5 avg.)...Added 11 yards on two receptions (5.5 avg.), giving him 108 yards from scrimmage on the afternoon as he posted his seventh straight game with 100-plus yards from scrimmage...Posted four runs of 10-plus yards and rushed for five first downs.

► **at Tampa Bay Buccaneers (12/21):** Paced the team with 99 yards and a TD on 17 carries (5.8 avg.)...Extended his team single-season record by recording 100-plus yards from scrimmage (104) in his eighth consecutive game...Rushed for a 44-yard TD near the end of the first quarter, the team's longest run of the year and the longest TD run of his career...Took a toss to the left from Rodgers, made a cut to avoid DE T.J. Fatinikun and then broke a tackle attempt by LB Danny Lannan before outrunning S Bradley McDougald down the sideline for the score.

► **vs. Detroit Lions (12/28):** Led the team with 100 yards rushing on 26 carries (3.8 avg.) and added 26 yards receiving on three catches (8.7 avg.)...Further extended his team single-season record by going over 100 yards from scrimmage in his ninth straight game...Rushed for 38 yards on his first four carries on Green Bay's opening drive, highlighted by a 22-yard gain on the Packers' first play from scrimmage...Found a hole up the middle, ran over S Glover Quin and then dragged a host of Detroit defenders for extra yardage as he took the ball out to the Detroit 41.

► **vs. Dallas Cowboys (NFC Divisional, 1/11):** Paced the offense with 101 yards rushing on 19 carries (5.3 avg.), becoming the first Packer

to eclipse the 100-yard mark on the ground in the playoffs since James Starks (123) did so vs. Philadelphia on Jan. 9, 2011...Racked up 45 yards on seven attempts (6.4 avg.) on Green Bay's opening drive, one that was capped off with QB Aaron Rodgers' 4-yard TD pass to TE Andrew Quarless...Had three runs of 10-plus yards, including a 19-yard pickup on his second attempt of the game as he found a hole on the right side between RG T.J. Lang and RT Bryan Bulaga.

70 T.J. Lang, G, 6th Year, Eastern Michigan

• Has started 62 games since 2011, which is tied for No. 1 on the team over that span (CB Tramon Williams).

• Has started 66 games as a pro, opening contests at four different positions (32 at RG, 27 at LG, five at RT, two at LT).

• Saw the first action of his career at center in 2013 and has now played all five positions in a game during his NFL career.

2014 Season: Started all 16 games at RG...Was named a Pro Bowl alternate for the first time in his career...Part of an offense that ranked No. 1 in the NFL in points per game (30.4), No. 6 in the league in yards per game (386.1) and tied for No. 1 in the NFL in giveaways with a franchise-record 13...Part of a line that allowed just nine sacks in the last eight games, the second-fewest allowed by an offensive line in the league over the final eight games behind only Denver (eight)...Helped the line finish tied for No. 9 in the league in total sacks allowed with 30 on the season, the fewest given up by Green Bay since 2007 (19)...Part of an offense that set a franchise record with 356 first downs on the season.

► **at Seattle Seahawks (9/4):** Started at RG and played all 62 snaps.

► **vs. N.Y. Jets (9/14):** Played all 71 snaps and protected QB Aaron Rodgers as he threw for 346 yards, the most registered by a QB against the Jets since Saints QB Drew Brees threw for 382 last season in Week 9.

► **at Detroit Lions (9/21):** Started at RG and appeared on all 53 offensive snaps.

► **at Chicago Bears (9/28):** Appeared on all 52 snaps and helped protect Rodgers as he threw for 302 yards and four TDs on 22-of-28 passing for a 151.2 passer rating, the third-best single-game mark of Rodgers' career (min. 20 attempts) and the fifth-best rating in franchise history...Part of a line that allowed just one sack for 0 yards on the afternoon and helped the offense score on six of seven possessions.

► **vs. Minnesota Vikings (10/2):** Helped the offense rack up 42 points and a season-high 156 rushing yards on 28 attempts (5.6 avg.), including RB Eddie Lacy's season-best 105 yards and two TDs on 13 carries (8.1 avg.)...Lacy's average of 8.1 yards per carry was a career high (min. 10 attempts) and was the best average by a Green Bay RB in a 100-yard game since Brandon Jackson rushed for 115 yards on 10 attempts (11.5 avg.) at Washington on Oct. 10, 2010...Cleared out DT Sharrif Floyd on Lacy's 17-yard run in the first quarter...Appeared on all 54 offensive snaps.

► **at Miami Dolphins (10/12):** Appeared on all 80 snaps and was part of a line that helped the Green Bay offense rack up a season-high 27 first downs, 369 total yards and a 37:12 time of possession, the best mark by the Packers since Week 8 last season at Minnesota (40:54)...On Green Bay's game-winning TD drive, fell on a Rodgers fumble after the QB was sacked by DEs Cameron Wake and Olivier Vernon on third down, a critical play that kept the drive alive as Rodgers connected with WR Jordy Nelson on the next play for an 18-yard gain on fourth-and-10.

► **vs. Carolina Panthers (10/19):** Started and played all 58 snaps, helping the offense score TDs on four of its first five possessions as Green Bay got out to a 28-0 lead...Blocked for Rodgers as he completed 19 of 22 passes for 255 yards and three TDs, a career-high completion percentage of 86.4 and a passer rating of 154.5 that was the second best of his career (min. 20 attempts).

► **at New Orleans Saints (10/26):** Started his 24th consecutive game at RG, but sustained an ankle injury on the extra point following Randall Cobb's 70-yard TD catch on Green Bay's opening possession, and did not return.

► **vs. Chicago Bears (11/9):** Was in the starting lineup despite missing practice time during the week due to the ankle injury sustained at New Orleans in Week 8...Played 44 snaps, helping the offense rack up 55

points, which is tied for the third most in franchise history, and 451 total yards...Part of a line that didn't allow a sack and helped Rodgers throw for six TDs, which tied the single-game franchise record, with all of them coming in the first half as he tied Raiders QB Daryle Lamonica (1969) for the most in a first half in NFL history...Helped the offense score TDs on each of its first five possessions on the way to a 42-0 halftime lead, which tied the second-biggest halftime lead in league history...Got up the field to block S Ryan Mundy and help spring Lacy on a second-quarter screen pass that he took 56 yards for a touchdown.

►**vs. Philadelphia Eagles (11/16):** Started and played 57 snaps, departing in the fourth quarter (coach's decision) with the Packers holding a 53-20 lead...Helped the offense register 475 total yards, its second-highest output of the season, and 53 points as the Packers posted back-to-back 50-point games for the first time in franchise history...Protected Rodgers as he was sacked just once and as he threw for 341 yards and three TDs with no INTs, his seventh game on the season with three-plus TDs/zero INTs (tied for second in NFL history behind only Tom Brady's eight in 2007).

►**at Minnesota Vikings (11/23):** Started and played 59 snaps as part of a line that allowed just one sack, bringing Green Bay's total to two sacks given up in the last three games...Helped clear the way for Lacy's season-high 125 rushing yards on 25 carries (5.0 avg.), with 55 of those coming in the fourth quarter, a career high for Lacy...With the Packers leading 24-21, cleared holes for Lacy to rush for 27 yards on five carries as Green Bay ran out the final 3:23 on the clock to clinch the win...Departed for six plays in the first quarter after injuring his ankle with just under 11 minutes remaining, but returned on the next series and played the remainder of the game.

►**vs. New England Patriots (11/30):** Started and played all 73 snaps as the offense racked up 478 total yards, the most given up by New England on the season...Protected Rodgers as he threw for 368 yards (a season high at home) and two TDs on 24-of-38 passing, highlighted by 282 yards passing in the first half alone, Rodgers' fourth 275-yard first half in the last five games...Also helped clear the way for Lacy's 98 rushing yards on 21 carries (4.7 avg.), including four runs of 10-plus yards...Got up the field to block LB Dont'a Hightower as the line created a gaping hole for Lacy on his game-long 24-yard run on Green Bay's opening drive.

►**vs. Atlanta Falcons (12/8):** Started and appeared on all 68 snaps, helping the offense rack up season highs for total yards (502) and first downs (28)...Helped clear the way for a season-best 179 rushing yards on 30 attempts (6.0 avg), highlighted by a pair of 70-yard rushers in RBs James Starks (75 yards on 10 carries) and Lacy (73 yards on 13 carries)...Protected Rodgers as the line allowed just one sack and helped the QB throw for 327 yards and three TDs with no INTs on 24-of-36 passing (123.3 rating).

►**at Buffalo Bills (12/14):** Started and played all 71 snaps, helping the offense register a season-best average of 6.3 yards per carry as the Packers posted their second straight 155-yard effort on the ground (158 yards on 25 attempts), the team's first time doing so since Weeks 8-9 in 2013...Part of a line that allowed just one sack to a Buffalo defense that entered the game ranked No. 1 in the league in the category (48 in the first 13 games).

►**at Tampa Bay Buccaneers (12/21):** Started and played all 74 snaps, helping the offense rack up 431 total yards, Green Bay's sixth 400-yard game in the last eight contests...Part of a line that allowed just one sack of Rodgers for the third straight game and protected him as he threw for 318 yards and a TD on 31-of-40 passing...Blocked for Lacy as he rushed for 99 yards on 17 carries (5.8 avg.), highlighted by a season-long 44-yard TD run late in the first quarter.

►**vs. Detroit Lions (12/28):** Started and played all 66 snaps, helping the offense register 377 total yards against a Detroit defense that entered the game ranked No. 2 in the NFL (295.9 ypg)...Part of a line that cleared the way for Green Bay's 152 rushing yards on 38 attempts (4.0 avg.) against a Detroit defense that entered the game ranked No. 1 in the league against the run (63.8 ypg), the most yards given up on the ground by the Lions all season, highlighted by Lacy's 100-yard effort on 26 attempts (3.8 avg.)...Member of a line that allowed just one sack (QB Matt Flynn in the

third quarter) for the fourth consecutive game, the longest single-season streak of zero sacks or one sack allowed since Weeks 8-11 in 2007...Protected Rodgers as he threw for 226 yards and two TDs with no INTs for a 139.6 passer rating...Blocked DT Ndamukong Suh on Starks' 21-yard run down to the Detroit 7 on Green Bay's opening drive.

►**vs. Dallas Cowboys (NFC Divisional, 1/11):** Started and played all 68 snaps, helping the offense rack up 425 total yards, the fifth most in a game in franchise postseason history...Protected Rodgers as the line allowed just one sack and Rodgers connected on 24 of 35 passes for 316 yards and three TDs for a 125.4 rating...Helped clear the way for Lacy's 101 yards rushing on 19 carries (5.3 avg.), the first time ever that the Packers had a 100-yard rusher and a 300-yard passer in a playoff game...Sealed off DT Nick Hayden to help spring Lacy for a 19-yard gain on his second carry of the afternoon.

57 Jamari Lattimore, LB, 4th Year, Middle Tenn. State

• Has evolved into one of the club's core players on special teams, having played in 29 games over the past two seasons (2012-13) and posted 15 coverage tackles, two onside kick recoveries and a blocked punt over that span.

• Was voted as one of six postseason captains by his teammates on the eve of the 2012 playoffs, joining CB Jarrett Bush as the two representatives for the special-teams units.

• Made the transition from outside linebacker as a rookie in 2011 to the inside in 2012 and continues to provide depth at both positions.

2014 Season: Played in 11 games with five starts and registered 43 tackles (26 solo), an interception and two passes defended...Added four tackles on special teams...Was inactive for three games (two due to injury), and was placed on injured reserve (ankle) on Dec. 13.

►**at Seattle Seahawks (9/4):** Appeared on a team-high 25 plays on special teams.

►**vs. N.Y. Jets (9/14):** Started at LOLB as the Packers opened in a 4-3 alignment, his second start in the last three regular-season games (Week 17 at Chicago last season)...Tied for the lead among linebackers with nine tackles (five solo).

►**at Detroit Lions (9/21):** Started at MLB and led the team with a season-high 11 tackles (eight solo)...Left the game in the third quarter (cramps) but did return.

►**at Chicago Bears (9/28):** Started for the third straight week and finished third on the team with nine tackles (five solo)...Played 64 defensive snaps and added a pass defended.

►**vs. Minnesota Vikings (10/2):** Started his fourth straight game and posted the first interception of his career, picking off QB Christian Ponder with just over six minutes remaining in the second quarter to set up an Aaron Rodgers TD pass to WR Davante Adams three plays later...Picked off the pass over the middle intended for RB Jerick McKinnon at the Minnesota 30 and returned the interception 10 yards...Added seven tackles (four solo) and a pressure.

►**at Miami Dolphins (10/12):** Started, but appeared on just 11 defensive plays before departing the game early in the second quarter due to a neck injury and did not return...Posted two assisted tackles on defense and a tackle on special teams in limited action.

►**vs. Carolina Panthers (10/19):** Returned to action after departing early the previous game due to a neck injury, appearing on 26 snaps on defense and 16 on special teams...Posted three solo tackles on defense and an additional tackle on special teams.

►**at New Orleans Saints (10/26):** Appeared on 23 defensive snaps and 12 on special teams, recording two tackles (one solo) on defense.

►**vs. Chicago Bears (11/9):** Inactive (healthy scratch).

►**vs. Philadelphia Eagles (11/16):** Played 24 snaps on special teams, tied for the team lead, and registered a tackle...Blocked LS Jon Dorenbos down the field to help spring DB Micah Hyde on his 75-yard punt return for a TD in the second quarter.

►**at Minnesota Vikings (11/23):** Tied for the team lead by playing 20 snaps on special teams and recorded a tackle.

►**vs. New England Patriots (11/30):** Injured his ankle blocking on

a kickoff return late in the second quarter and did not return...Played 11 snaps on special teams before departing the game.

► **vs. Atlanta Falcons (12/8):** Inactive (ankle).

63 Corey Linsley, C, Rookie, Ohio State

• Was named first-team All-Big Ten by both the coaches and the media as a senior in 2013, helping the Buckeyes rank No. 5 in the nation in rushing (308.6 yards per game).

• One of five team captains, he was part of an Ohio State line that helped the team set school records for points scored (637), yards per carry (6.8), touchdowns (87) and TD passes (38) in '13.

2014 Season: Started all 16 games at C, becoming the first rookie center to start every game for the Packers since the league went to a 16-game schedule in 1978... Was named to the PFWA's All-Rookie team. Part of an offense that ranked No. 1 in the NFL in points per game (30.4), No. 6 in the league in yards per game (386.1) and tied for No. 1 in the NFL in giveaways with a franchise-record 13...Part of a line that allowed just nine sacks in the last eight games, the second-fewest allowed by an offensive line in the league over the final eight games behind only Denver (eight)...Helped the line finish tied for No. 9 in the league in total sacks allowed with 30 on the season, the fewest given up by Green Bay since 2007 (19)...Part of an offense that set a franchise record with 356 first downs on the season.

► **at Seattle Seahawks (9/4):** Became the first Green Bay rookie to open at C in Week 1 since the 1970 AFL-NFL merger...Became the first NFL rookie drafted in the fifth round or later to start at center in the season opener since Philadelphia's Jason Kelce in 2011...Appeared on all 62 offensive snaps.

► **vs. N.Y. Jets (9/14):** Played all 71 snaps and protected QB Aaron Rodgers as he threw for 346 yards, the most posted by a QB against the Jets since Saints QB Drew Brees threw for 382 last season in Week 9.

► **at Detroit Lions (9/21):** Started at C and appeared on all 53 offensive snaps.

► **at Chicago Bears (9/28):** Appeared on all 52 snaps and helped protect Rodgers as he threw for 302 yards and four TDs on 22-of-28 passing for a 151.2 passer rating, the third-best single-game mark of Rodgers' career (min. 20 attempts) and the fifth-best rating in franchise history... Part of a line that allowed just one sack for 0 yards on the afternoon and helped the offense score on six of seven possessions.

► **vs. Minnesota Vikings (10/2):** Helped the offense register 42 points and a season-high 156 rushing yards on 28 attempts (5.6 avg.), including RB Eddie Lacy's season-best 105 yards and two TDs on 13 carries (8.1 avg.)...Lacy's average of 8.1 yards per carry was a career high (min. 10 attempts) and was the best average by a Green Bay RB in a 100-yard game since Brandon Jackson rushed for 115 yards on 10 attempts (11.5 avg.) at Washington on Oct. 10, 2010...Quickly got to the second level to block LB Anthony Barr and help spring Lacy for a 17-yard gain in the first quarter.

► **at Miami Dolphins (10/12):** Appeared on all 80 snaps and was part of a line that helped the Green Bay offense rack up a season-high 27 first downs, 369 total yards and a 37:12 time of possession, the best mark posted by the Packers since Week 8 last season at Minnesota (40:54).

► **vs. Carolina Panthers (10/19):** Started and played all 58 snaps, helping the offense score TDs on four of its first five possessions as Green Bay got out to a 28-0 lead...Blocked for Rodgers as he completed 19 of 22 passes for 255 yards and three TDs, a career-high completion percentage of 86.4 and a passer rating of 154.5 that was the second best of his career (min. 20 attempts).

► **at New Orleans Saints (10/26):** Played all 68 snaps and helped protect Rodgers on his way to 418 yards on 28-of-39 passing, the second-best yardage output of the QB's career and tied for the third-best total in franchise history...Helped Lacy (123) and WR Randall Cobb (126) become the first Green Bay RB/WR duo to both post 100 yards receiving in the same game since RB Eddie Lee Ivey (128) and WR Aundra Thompson (102) did so at Tampa Bay on Oct. 12, 1980.

► **vs. Chicago Bears (11/9):** Started and played all 67 snaps, helping the offense rack up 55 points, which is tied for the third most in franchise

history, and 451 total yards...Part of a line that didn't allow a sack and helped Rodgers throw for six TDs, which tied the single-game franchise record, with all of them coming in the first half as he tied Raiders QB Daryle Lamonica (1969) for the most in a first half in NFL history...Helped the offense score TDs on each of its first five possessions on the way to a 42-0 halftime lead, which tied the second-biggest halftime lead in league history...Delivered a key block on LB Lance Briggs to help spring Lacy on a second-quarter screen pass that he took 56 yards for a touchdown.

► **vs. Philadelphia Eagles (11/16):** Started and played all 68 snaps, one of only two offensive players (T Bryan Bulaga) to do so...Helped the offense register 475 total yards, its second-highest output of the season, and 53 points as the Packers posted back-to-back 50-point games for the first time in franchise history...Protected Rodgers as he was sacked just once and as he threw for 341 yards and three TDs with no INTs, his seventh game on the season with three-plus TDs/zero INTs (tied for second in NFL history behind only Tom Brady's eight in 2007).

► **at Minnesota Vikings (11/23):** Started and played all 65 snaps as part of a line that allowed just one sack, bringing Green Bay's total to two sacks given up in the last three games...Helped clear the way for Lacy's season-high 125 rushing yards on 25 carries (5.0 avg.), with 55 of those coming in the fourth quarter, a career high for Lacy...With the Packers leading 24-21, cleared holes for Lacy to rush for 27 yards on five carries as Green Bay ran out the final 3:23 on the clock to clinch the win.

► **vs. New England Patriots (11/30):** Started and played all 73 snaps as the offense racked up 478 total yards, the most given up by New England on the season...Protected Rodgers as he threw for 368 yards (a season high at home) and two TDs on 24-of-38 passing, highlighted by 282 yards passing in the first half alone, Rodgers' fourth 275-yard first half in the last five games...Also helped clear the way for Lacy's 98 rushing yards on 21 carries (4.7 avg.), including four runs of 10-plus yards...Got up the field to block LB Jamie Collins as the line created a gaping hole for Lacy on his game-long 24-yard run on Green Bay's opening drive.

► **vs. Atlanta Falcons (12/8):** Started and appeared on all 68 snaps, helping the offense rack up season highs for total yards (502) and first downs (28)...Helped clear the way for a season-best 179 rushing yards on 30 attempts (6.0 avg), highlighted by a pair of 70-yard rushers in RBs James Starks (75 yards on 10 carries) and Lacy (73 yards on 13 carries)... Protected Rodgers as the line allowed just one sack and helped the QB throw for 327 yards and three TDs with no INTs on 24-of-36 passing (123.3 rating).

► **at Buffalo Bills (12/14):** Started and played all 71 snaps, helping the offense register a season-best average of 6.3 yards per carry as the Packers posted their second straight 155-yard effort on the ground (158 yards on 25 attempts), the team's first time doing so since Weeks 8-9 in 2013...Part of a line that allowed just one sack to a Buffalo defense that entered the game ranked No. 1 in the league in the category (48 in the first 13 games).

► **at Tampa Bay Buccaneers (12/21):** Started and played all 74 snaps, helping the offense rack up 431 total yards, Green Bay's sixth 400-yard game in the last eight contests...Part of a line that allowed just one sack of Rodgers for the third straight game and protected him as he threw for 318 yards and a TD on 31-of-40 passing...Blocked for Lacy as he rushed for 99 yards on 17 carries (5.8 avg.), highlighted by a season-long 44-yard TD run late in the first quarter.

► **vs. Detroit Lions (12/28):** Started and played all 66 snaps, helping the offense register 377 total yards against a Detroit defense that entered the game ranked No. 2 in the NFL (295.9 ypg)...Part of a line that cleared the way for Green Bay's 152 rushing yards on 38 attempts (4.0 avg.) against a Detroit defense that entered the game ranked No. 1 in the league against the run (63.8 ypg), the most yards given up on the ground by the Lions all season, highlighted by Lacy's 100-yard effort on 26 attempts (3.8 avg.)...Member of a line that allowed just one sack (QB Matt Flynn in the third quarter) for the fourth consecutive game, the longest single-season streak of zero sacks or one sack allowed since Weeks 8-11 in 2007... Protected Rodgers as he threw for 226 yards and two TDs with no INTs

for a 139.6 passer rating.

►**vs. Dallas Cowboys (NFC Divisional, 1/11):** Started and played all 68 snaps, helping the offense rack up 425 total yards, the fifth most in a game in franchise postseason history...Protected Rodgers as the line allowed just one sack and Rodgers connected on 24 of 35 passes for 316 yards and three TDs for a 125.4 rating...Helped clear the way for Lacy's 101 yards rushing on 19 carries (5.3 avg.), the first time ever that the Packers had a 100-yard rusher and a 300-yard passer in a playoff game...Combo-blocked DT Nick Hayden with G T.J. Lang and then broke off to deliver a block on LB Rolando McClain to help spring Lacy for a 19-yard pickup on his second carry of the game.

8 Tim Masthay, P, 5th Year, Kentucky

• Ranks No. 1 in team history (min. 150 attempts) in both career gross punting average (44.3) and career net punting average (38.3).

• Set a franchise record (since 1976) with a 38.95-yard net punting average in 2013, and holds the top four single-season marks (2010-13) in team annals.

• Holds two of the top four single-season gross punting averages in team history (45.6 in 2011, 44.6 in 2013).

• Ranks No. 1 in team annals (since 1976) for the most career punts placed inside the 20 with 114, having surpassed Craig Hentrich's mark (104) in Week 5 vs. Minnesota.

2014 Season: Registered a 44.1-yard gross average and a net average of 37.0 yards on 49 punts on the season...Placed 14 punts inside the 20 with just four touchbacks, matching the fewest of his career (2011)...His 49 punts on the season were the fewest by any punter in the league that played in 10 or more games...Also served as the holder in all 16 games.

►**at Seattle Seahawks (9/4):** Punted four times on the evening and posted a 38.3-yard gross average and a net average of 37.5...Booted a 57-yarder in the fourth quarter and placed one punt inside the 20...Also kicked off once on the evening.

►**vs. N.Y. Jets (9/14):** Posted a career-best (min. four punts) net punting average of 46.5 yards, topping his previous high of 46.2 yards at Kansas City on Dec. 18, 2011...The 46.5-yard net average was also the third-best mark in team history (since 1976)...Had a 49.3-yard gross average on his four punts.

►**at Detroit Lions (9/21):** Punted five times and recorded a gross average of 43.0 and a net average of 39.8...Placed two punts inside the 20.

►**at Chicago Bears (9/28):** Did not have any punts on the afternoon, the second straight season he has had a game with zero punts (at Minnesota, Oct. 27, 2013).

►**vs. Minnesota Vikings (10/2):** Tied a franchise record (since 1976) with five punts placed inside the 20, matching his mark set at the N.Y. Jets (Oct. 31, 2010) and David Beverly's set vs. Chicago (Oct. 28, 1978)...With the five punts inside the 20, brought his career total to 108 as he surpassed Hentrich (104) for the franchise record...Posted three 58-yard punts, with all of them coming in the first half...Finished with a 45.8-yard net average on the night, his career high for a game with six-plus punts.

►**at Miami Dolphins (10/12):** Posted a 43.0-yard gross average on his four punts with one inside the 20, but saw his net average (30.4) affected by a blocked punt in the second quarter, his first since Oct. 14, 2012, at Houston.

►**vs. Carolina Panthers (10/19):** Registered a season-high gross average of 55.2 yards on five punts and a 44.0-yard net average, his third game this season with a net average of 44.0 yards or better.

►**at New Orleans Saints (10/26):** For the second time in five games, did not have any punts...It marked the first time in the Super Bowl era that the Packers posted two zero-punt games in a single season.

►**vs. Chicago Bears (11/9):** Posted a 40.3-yard gross average and a 36.0-yard net average on his three punts, including one placed inside the 20.

►**vs. Philadelphia Eagles (11/16):** Punted once for 40 yards...Had a punt blocked in the fourth quarter.

►**at Minnesota Vikings (11/23):** Recorded a 42.3-yard gross average

and a net average of 41.0 yards on four punts, highlighted by two punts placed inside the 20-yard line...Had a 41-yarder downed at the Vikings' 10-yard line in the first quarter and a 40-yarder downed at the Minnesota 12 in the second quarter.

►**vs. New England Patriots (11/30):** Punted once for 38 yards (35.0-yard net).

►**vs. Atlanta Falcons (12/8):** Punted once for 31 yards (31.0-yard net), the fourth time in the last six games that he either did not punt or only punted once...Did not punt in the first half for the fourth consecutive home game.

►**at Buffalo Bills (12/14):** Matched his season high by punting six times for 257 yards (42.8 avg.), highlighted by a season-long 63-yarder late in the first half that was downed at the Buffalo 2.

►**at Tampa Bay Buccaneers (12/21):** Punted two times for a 34.5-yard gross and net average.

►**vs. Detroit Lions (12/28):** Posted a 39.0-yard gross average and a 27.7-yard net average on three punts, with one punt placed inside the 20.

►**vs. Dallas Cowboys (NFC Divisional, 1/11):** Punted twice, recording a 37.5-yard gross average with a net average of 34.0 as the Cowboys were limited to 7 return yards on the two punts.

52 Clay Matthews, LB, 6th Year, Southern California

• Ranks third in franchise history with 61.0 career sacks.

• Has registered a double-digit sack total four times in his career (2009-10, 2012, 2014), tying DEs Reggie White and Kabeer Gbaja-Biamila for the franchise record (since 1982).

• Became the first player in franchise history to earn Pro Bowl recognition in each of his first four seasons in the league (2009-12). Has been named to the Pro Bowl five times in six seasons (also 2014).

• Is tied for No. 5 in the league in sacks since entering the league in 2009 with 61.0.

• Is the only player in franchise history to score a defensive TD (interception or fumble return) in each of his first three seasons in the league.

• Named first-team All-Pro by *The Associated Press* in 2010, the first Green Bay LB to earn that honor since Tim Harris in 1989. Finished second to Pittsburgh safety Troy Polamalu in the *AP's* Defensive Player of the Year voting in 2010.

2014 Season: Started all 16 games, opening four at LOLB, six at ROLB and six at MLB, and recorded 69 tackles (53 solo), a team-best 11.0 sacks, an interception, two forced fumbles, six passes defended, 17 QB hits and 21 pressures...Was named to the Pro Bowl for the fifth time in his career...Ranked No. 5 on the team in tackles, tied for No. 2 in QB hits and No. 2 in pressures...Was tied for No. 12 in the league in sacks...Posted 6.5 sacks in the month of December, which ranked No. 4 in the league...Was one of only three players in the NFL with at least 10 sacks, an interception and a forced fumble (Texans DE J.J. Watt, Broncos DE DeMarcus Ware)...Contributed to a run defense that allowed 86.4 yards per game over the final eight contests, No. 5 in the NFL over that span, and 3.6 yards per carry, No. 6 in the league over that span.

►**at Seattle Seahawks (9/4):** Brought down WR Percy Harvin for a 2-yard loss on a short pass early in the second quarter, also forcing a fumble on the play, one that Harvin recovered...Finished the game with five tackles (three solo) and a pressure.

►**vs. N.Y. Jets (9/14):** Started at ROLB as the Packers opened in a 4-3 alignment and registered five tackles (four solo), a sack, a pass defended, a QB hit and two pressures...Came free from the right side early in the fourth quarter and batted down a Geno Smith pass...On the Jets' next series, chased down QB Michael Vick for a 3-yard sack.

►**at Detroit Lions (9/21):** Started at LOLB and posted four tackles (three solo), a QB hit, two pressures and a pass defended...Left the game in the fourth quarter due to a groin injury and did not return.

►**at Chicago Bears (9/28):** Registered his first interception since Dec. 25, 2011 (vs. Chicago), picking off a Jay Cutler pass in the third quarter that was deflected by CB Tramon Williams...The pass, intended for WR Josh Morgan near the 20-yard line, bounced back to Matthews at the

Green Bay 25 and was returned 40 yards by him down the left sideline to the Chicago 35...The turnover resulted in seven points for Green Bay as QB Aaron Rodgers connected with WR Jordy Nelson on an 11-yard TD pass six plays later...Added two tackles (one solo).

►**vs. Minnesota Vikings (10/2):** Played 56 snaps and registered two tackles (one solo), three QB hits and a pressure.

►**at Miami Dolphins (10/12):** Appeared on 49 snaps and recorded a forced fumble, a QB hit and a pass defended...Batted a QB Ryan Tannehill pass at the line intended for WR Mike Wallace late in the fourth quarter... Later on the series, put a hit on Tannehill as he flushed him from the pocket and forced the QB to throw the ball out of bounds, helping to preserve time on the clock for an offense that would need it on its game-winning drive... On the final play of the game, forced a fumble by RB Lamar Miller as he attempted a lateral to C Samson Satele, a fumble that was recovered by LB Julius Peppers at the Miami 47.

►**vs. Carolina Panthers (10/19):** Shared a 7-yard sack of QB Cam Newton in the fourth quarter with LB Julius Peppers, walking back LT David Foucault to get to Newton...Posted four tackles (three solo), two QB hits and a team-high three pressures.

►**at New Orleans Saints (10/26):** Started at ROLB and recorded five tackles (three solo) and a sack...On the sack, came off the right side to beat T Terron Armstead before chasing down QB Drew Brees and tripping him up for a 5-yard loss on first down late in the first half as the Saints were forced to settle for a field goal.

►**vs. Chicago Bears (11/9):** Started on the inside for the first time in his career, opening at MLB next to BLB A.J. Hawk...Recorded 10 tackles (nine solo), a sack, a QB hit and two pressures...Lined up at ROLB late in the first quarter, beat T Jermon Bushrod to get to QB Jay Cutler and bring him down for a 5-yard loss on third down to force a Chicago punt...From his spot on the inside, came around the right side of the line untouched on an end-around to WR Chris Williams, perfectly diagnosing the run and delivering a punishing tackle for an 8-yard loss on the play...Helped limit the Bears to a season-low average of 2.3 yards per carry as they ran for just 55 yards on 24 attempts.

►**vs. Philadelphia Eagles (11/16):** Started at MLB for the second straight week, registering five tackles (four solo), a sack, a QB hit and a pass defended...On third-and-2 at the Green Bay 5 early in the second quarter, came free off the left side to sack QB Mark Sanchez for a 10-yard loss as the Eagles were forced to settle for a field goal...The sack gave him 54.5 for his career as he moved past DE Aaron Kampman (54.0) for the No. 4 spot on the all-time franchise list (since 1982)...Helped limit the Eagles to an average of 3.5 yards per carry on 31 rushing attempts, Philadelphia's lowest average in five games this season with 30-plus attempts.

►**at Minnesota Vikings (11/23):** Opened at MLB for the third straight game and posted four tackles (two solo), two QB hits, two pressures and a pass defended.

►**vs. New England Patriots (11/30):** Started at MLB for the fourth straight contest and registered six tackles (five solo), a QB hit and a pressure...In the second quarter, came from the ROLB spot to beat T Marcus Cannon on his way to QB Tom Brady, getting a piece of the ball as it came out of Brady's arm and forcing it to fall well short of his intended target, WR Julian Edelman...In the fourth quarter, fought off a block by G Ryan Wendell to stop RB Brandon Bolden for a 1-yard loss.

►**vs. Atlanta Falcons (12/8):** Started at MLB for the fifth straight game, appearing on all 67 snaps, and posted five tackles (four solo), a sack, a QB hit and a pressure...On a third-and-10 in the third quarter, sacked QB Matt Ryan for a 1-yard loss at the Green Bay 32 to force an Atlanta field goal...Came from ROLB on the play, where he was matched up with his cousin, LT Jake Matthews, fighting off a block and continuing to pursue Ryan in the pocket to make the sack.

►**at Buffalo Bills (12/14):** Returned to the ROLB spot in the starting lineup and played all 68 snaps, one of three Green Bay defensive players to do so...Finished with four tackles (all solo), two sacks, two QB hits and a pressure...On a third-and-17 at the Green Bay 36 late in the third quarter, came up the middle to bring QB Kyle Orton down for an 8-yard sack as the

defense pushed the Bills out of field-goal range...On a third down in the fourth quarter, came from his ROLB spot and fought off a block from LT Cordy Glenn to bring Orton down for a 2-yard sack as Buffalo was forced to settle for a field goal.

►**at Tampa Bay Buccaneers (12/21):** Started at ROLB and led the team with a season-high 2.5 sacks...Finished with four tackles (three solo), a QB hit and two pressures...Recorded multiple sacks in back-to-back regular-season games for the third time in his career (Weeks 1-2 in 2010 and 2012)...On the first sack, blew past OL Garrett Gilkey to bring QB Josh McCown down for a 6-yard loss in the second quarter...Made an inside move to beat T Demar Dotson as he brought McCown down for a 5-yard sack on third-and-18 midway through the third quarter...Shared a 7-yard sack of McCown with DE Datone Jones late in the fourth quarter...Part of a defense that allowed just 106 total yards, the fewest given up by Green Bay since Dec. 21, 2006 (104 yards vs. Minnesota)...Helped the defense allow just 16 yards rushing, the third fewest given up in a game by the Packers since the 1970 AFL-NFL merger.

►**vs. Detroit Lions (12/28):** Started at MLB and posted four tackles (all solo), a sack and two pressures...Posted a sack for the fourth straight game, tying the longest single-season streak of his career, and for the seventh time in the last nine games...On the sack, initially dropped back into coverage before charging forward to bring QB Matthew Stafford down for a 6-yard loss on third-and-1 to force a Detroit punt on its opening possession...On the next series, made an inside move to blow past TE Kellen Davis and get into the backfield to bring down RB Joiqee Bell for a 4-yard loss.

►**vs. Dallas Cowboys (NFC Divisional, 1/11):** Started at ROLB and recorded four tackles (two solo) and a QB hit.

55 Andy Mulumba, LB, 2nd Year, Eastern Michigan

• Appeared in 14 games with three starts as a rookie in 2013, recording 34 tackles (17 solo), a sack and a fumble recovery.

• One of three rookie free agents to make the opening-day roster last season, he was tied with CB Micah Hyde for the most starts by a Green Bay rookie on the defensive side of the ball with three.

• Was tied for No. 6 on the team with five tackles on special teams in 2013.

2014 Season: Appeared in the first two games on special teams and registered one tackle...Was placed on season-ending injured reserve on Sept. 19 due to a knee injury.

►**at Seattle Seahawks (9/4):** Saw seven snaps on special teams.

►**vs. N.Y. Jets (9/14):** Appeared on 21 plays on special teams...Brought WR Jalen Saunders down for no gain at the New York 36 on a fourth-quarter punt...Sustained a significant knee injury, one that would end his season, in the fourth quarter covering the next Tim Masthay punt.

96 Mike Neal, LB/DE, 5th Year, Purdue

• Has registered 14.0 sacks since 2012, tied for No. 2 on the team over that span with DT Mike Daniels.

• Made the move from DE to a hybrid OLB/DE role in 2013 and established personal bests for games played (16), starts (10), tackles (61), solo tackles (39), sacks (five) and INTs (one).

• Appeared in 11 games in 2012, finishing with 18 tackles (10 solo) and ranking second on the team behind LB Clay Matthews with 4½ sacks.

2014 Season: Played in all 16 games for the second straight season and started three contests...Registered 41 tackles (27 solo), 4.5 sacks, eight QB hits and 11 pressures...Ranked No. 4 on the team in sacks, tied for No. 5 in QB hits and No. 6 in pressures.

►**at Seattle Seahawks (9/4):** Registered five tackles (three solo) and two pressures.

►**vs. N.Y. Jets (9/14):** Started at RDE as the defense opened in a 4-3 alignment...Posted three tackles (two solo), two QB hits and a pressure.

►**at Detroit Lions (9/21):** Posted his first sack of the season, bringing down QB Matthew Stafford for a 2-yard loss on a third down in the second quarter to force the Lions to settle for a field goal...On the play, ran a stunt with LB Clay Matthews and beat LT Riley Reiff before chasing Stafford

down from behind at the Green Bay 12...Finished with five tackles (three solo) and a pressure.

►**at Chicago Bears (9/28):** Appeared on 39 defensive snaps and posted two solo tackles.

►**vs. Minnesota Vikings (10/2):** Played 47 snaps on defense and registered two solo tackles and two QB hits.

►**at Miami Dolphins (10/12):** Posted his second sack of the season, coming off the right side to beat LT Branden Albert and fight off a block by RB Knowshon Moreno on his way to dropping QB Ryan Tannehill for a 7-yard loss late in the first half.

►**vs. Carolina Panthers (10/19):** Played 32 snaps, recording a solo tackle and two pressures.

►**at New Orleans Saints (10/26):** Appeared on 33 plays and registered two assisted tackles.

►**vs. Chicago Bears (11/9):** Played 47 snaps and recorded four tackles (three solo) and a team-high three pressures.

►**vs. Philadelphia Eagles (11/16):** Appeared on 46 plays and posted four tackles (three solo) and a sack...On third-and-6 at the Philadelphia 34 late in the first quarter, came up the middle to beat C Jason Kelce on his way to bringing down QB Mark Sanchez for a 9-yard loss.

►**at Minnesota Vikings (11/23):** Started his second game of the season, opening up at LOLB in Green Bay's base defense in place of an injured Nick Perry (shoulder)...Played a season-high 55 snaps and registered three tackles (two solo) and a QB hit.

►**vs. New England Patriots (11/30):** Played 19 snaps on defense, finishing with two assisted tackles, but had a hand in one of the key plays of the game...With the Packers leading 26-21 late in the fourth quarter and New England facing a third-and-9 at the Green Bay 20, came from the ROLB spot and beat T Nate Solder on his way to Brady, grabbing a hold of the QB's jersey as he combined with DT Mike Daniels for a 9-yard sack, one that forced the Patriots to settle for a field-goal attempt, a 47-yarder that was missed by K Stephen Gostkowski.

►**vs. Atlanta Falcons (12/8):** Played 46 snaps and registered three solo tackles and two pressures...Brought down RB Steven Jackson for a 1-yard loss on a third-quarter run.

►**at Buffalo Bills (12/14):** Appeared on 23 plays on defense and registered an assisted tackle and a QB hit.

►**at Tampa Bay Buccaneers (12/21):** Played 35 snaps and registered a sack and a QB hit...Ran a stunt and blew past G Logan Mankins to bring QB Josh McCown down for a 9-yard loss on third-and-4 to force a Tampa Bay punt.

►**vs. Detroit Lions (12/28):** Appeared on 53 plays and posted two solo tackles.

►**vs. Dallas Cowboys (NFC Divisional, 1/11):** Played 37 snaps and tied for the team lead with six tackles (four solo), adding a half-sack and a QB hit...On the fourth-quarter sack that he shared with DE Datone Jones, came from his LOLB spot to get in the backfield before chasing down QB Tony Romo as he scrambled for a 3-yard loss.

87 Jordy Nelson, WR, 7th Year, Kansas State

• One of just two players in franchise history (WR Sterling Sharpe, 1989 and 1992) to register two seasons with 85-plus receptions and 1,300-plus receiving yards (2011, 2014). Also joins Sharpe as the only players in team history to record two seasons with 13-plus TD catches (2011, 2014).

• Led the NFL with 19 catches of 25-plus yards in 2013, the most by a Green Bay player since STATS LLC began recording the statistic in 1994.

• Ranks No. 4 in the league and No. 2 among wide receivers (Dez Bryant, 50) with 43 TD catches since 2011.

• Ranks No. 8 in franchise history in receptions (400), No. 9 in receiving yards (6,109) and tied for No. 7 in TD catches (49).

2014 Season: Started all 16 games and led the team in receptions (98), receiving yards (1,519) and receiving TDs (13)...Was selected to his first career Pro Bowl...Was named second-team All-Pro by *The Associated Press* and first-team All-NFC by the PFWA...Set a franchise record for the most receiving yards in a season, surpassing WR Robert Brooks' mark

of 1,497 yards in 1995...Became just the eighth player in NFL history to record 95-plus receptions, 1,500-plus receiving yards and 13-plus receiving TDs in a season...Joined WR James Lofton (1983-84) as the only players in team history to register back-to-back 1,300-yard receiving seasons...His reception total ranks No. 4 in team single-season history...Had 80-plus catches each of the last two seasons to join WRs Donald Driver (2004-07) and Sterling Sharpe (1992-94) as the only players to do so in consecutive seasons...Ranked No. 4 in the league in receiving yards and No. 7 in the NFL in receptions...Was tied for No. 2 in the league (Steelers WR Antonio Brown) in TD catches, trailing only Bryant (16)...Teamed with Randall Cobb to become the first WR duo in NFL history to both register 90-plus catches, 1,200-plus receiving yards and 12-plus TD catches...Had a career-high seven 100-yard receiving games on the season, which is tied with Sharpe (1992) for No. 2 in franchise history behind only Brooks' nine in 1995...Recorded five games with nine-plus receptions, which is the single-season franchise record...Ranks No. 4 in the league with 66 receiving first downs this season...Had three TD receptions of 65-plus yards, the most by a Packer since Freeman had four in 1998...Ranked No. 1 in the league with seven TD catches of 40-plus yards this season, which is also tied for No. 1 in franchise history, matching Billy Howton's mark of seven in 1952...Finished tied for No. 3 in the NFL (Cobb) with 71 receiving first downs...Posted 465 receiving yards on third down, good for No. 3 in the NFL behind only Brown (549) and Lions WR Golden Tate (536).

►**at Seattle Seahawks (9/4):** Led the team with nine receptions for 83 yards (9.2 avg.), the most catches he has ever posted in a season opener...It marked his second straight game with nine or more receptions (a career-high 10 at Chicago in Week 17 in 2013), the first Green Bay player to accomplish that feat since WR Donald Driver in 2004.

►**vs. N.Y. Jets (9/14):** Posted a career-best 209 yards on nine receptions (23.2 avg.), only the 11th 200-yard receiving game in the history of the franchise and the highest total since Don Beebe's 220-yard output vs. San Francisco on Oct. 14, 1996...Marked his third straight game with nine or more catches as he joined Don Hutson (three straight in 1942) as the only players in franchise history to accomplish that feat...With the game tied at 24 late in the third quarter, caught a game-winning 80-yard TD pass from Aaron Rodgers on the opening play of the drive...It marked his fourth TD catch of 80-plus yards during his career, which ties WR Greg Jennings for the franchise record...On the play, ran an out-and-up move at the Green Bay 30 to beat CB Dee Milliner, caught the ball near midfield and then made a cutback move on S Calvin Pryor as he took it the rest of the way for the score...Set a team record for the most receptions in the first two games of a season with 18, topping Ken Payne's mark of 17 in 1975, and his 292 receiving yards are the second most in franchise annals through two games behind only Lofton's 323-yard total in 1983.

►**at Detroit Lions (9/21):** Led the team in receptions for the third straight game this season the fourth straight game dating back to last season, hauling in five passes for a team-high 59 yards (11.8 avg.)...With the five catches, brought his three-game total to 23, a franchise record for the most catches by a Green Bay player through the first three contests (previous high was 21 by three players).

►**at Chicago Bears (9/28):** Matched his career high with 10 receptions for 108 yards (10.8 avg.) and two TDs, his second 10-catch game in the last five contests (at Chicago, Dec. 29, 2013)...Brought his four-game total to 33 receptions, a franchise record for the most catches in the first four games of a season (RB Edgar Bennett, 29 in 1994)...Caught a 3-yard TD pass in the second quarter, beating CB Kyle Fuller on a fade in the left corner of the end zone...Made a leaping grab for an 11-yard score in the third quarter, absorbing a hit from CB Tim Jennings on the catch near the back of the end zone...Joined Randall Cobb as they became the first Green Bay players to both post 100 receiving yards and two TD catches in the same game since Carroll Dale and Boyd Dowler hit those marks vs. the St. Louis Cardinals on Dec. 21, 1969...Went over the 5,000-yard mark for his career on a 15-yard reception on a third-and-8 in the second quarter...Appeared on all 52 offensive snaps.

►**vs. Minnesota Vikings (10/2):** His lone reception of the evening was

an impactful one, catching a 66-yard TD pass from Rodgers in the first quarter to put Green Bay up 14-0...Sped past CB Captain Munnerlyn, who passed him off to S Harrison Smith, before making an out-and-up move on Smith to get open and catch Rodgers' deep pass perfectly in stride at the Minnesota 20 before taking it the rest of the way for the score.

► **at Miami Dolphins (10/12):** Led the team in receptions (nine) and receiving yards (107), his fourth game with nine-plus receptions on the season and his third 100-yard game...Tied the single-season franchise record with his fourth nine-catch game on the season (six other times in team history)...Brought his season receiving total to 43 receptions, which is tied with WR Sterling Sharpe (1993) for the most catches through six games in team history...Caught a 9-yard TD pass over the middle on Green Bay's opening drive, his third straight game with a TD grab as he tied his career high for consecutive games with a TD catch...On the Packers' game-winning TD drive late in the fourth quarter, made an 18-yard grab down the right sideline on fourth-and-10 with just over a minute remaining to keep the drive alive...Seven of his nine receptions on the day went for first downs.

► **vs. Carolina Panthers (10/19):** Started off Green Bay's scoring with a 59-yard catch-and-run for a TD on the opening drive...On the play, beat CB Antoine Cason off the line with an inside move, caught the pass from Rodgers near the Carolina 40 and then made a cutback move on S Roman Harper at the 30 before taking it the rest of the way for the score...Marked his fourth consecutive game with a TD catch, a career high and the longest streak since Cobb's four-gamer in 2012...Finished with four receptions for 80 yards (20.0 avg.) as he brought his career catch total to 349, surpassing Max McGee (345) for No. 9 on the all-time franchise list...Brought his season reception total to 47, the second most by a Packer through seven games behind only Sterling Sharpe's 50 catches in 1994.

► **at New Orleans Saints (10/26):** Caught three passes for 25 yards (8.3 avg.)...With the three receptions, brought his career total to 352 and moved past RB Ahman Green (350) for No. 8 on the all-time franchise list.

► **vs. Chicago Bears (11/9):** Led the team with six receptions for a team-high 152 yards (25.3 avg.) and two TDs...All of his yardage came in the first half, his career high for any half, and was tied for the second-most by a Packer in a first half (James Jones, vs. Washington, Sept. 15, 2013) since WR Antonio Freeman posted 169 yards in the first half vs. Tennessee on Dec. 20, 1998...Posted TD catches of 73 and 40 yards, both early in the second quarter, the first time in his career that he had posted two TD grabs of 40-plus yards in a game...On the 73-yarder, came free off the line against CB Tim Jennings on third-and-11, who passed him off in coverage, before running wide open down the sideline and catching the ball at the Chicago 40...Made a cutback move on S Brock Vereen near the Chicago 30 before taking it down the middle of the field to the end zone...On the next series, was again matched up with Jennings, who passed him off in coverage with S Ryan Mundy arriving late to help...Utilized good footwork to keep both feet in bounds on the side of the end zone as he caught the pass from Rodgers, who rolled to his right on the play...On RB Eddie Lacy's 56-yard TD catch, sprinted down the sideline to Lacy's left and delivered a key block of CB Kyle Fuller at the Chicago 5 to clear the way for Lacy to the end zone.

► **vs. Philadelphia Eagles (11/16):** Caught four passes for 109 yards (27.3 avg.) and a TD, giving him at least one TD grab in all five games at Lambeau Field this season...It marked his fifth 100-yard receiving game of the season, tying his career high set in both 2011 and 2013...On Green Bay's third play of the game, got behind CB Bradley Fletcher to catch a deep pass from Rodgers near the Philadelphia 40, taking it down to the 9 before being tripped up as he picked up 64 yards on the play...With just under 11 minutes remaining in the second quarter, caught a 27-yard TD pass from Rodgers down the right sideline, tip-toeing to keep his feet in bounds inside the pylon.

► **at Minnesota Vikings (11/23):** Led the team with eight catches for 68 yards (8.5 avg.)...Went over the 1,000-yard receiving mark for the second straight season and the third time in the last four years...Became the first Packer to reach the 1,000-yard receiving mark in 11 or fewer games

since WR Antonio Freeman (11 games) did so in 1998...Recovered a RB James Starks fumble in the first quarter at the Green Bay 42, maintaining possession for the Packers on a drive that was eventually capped off with Lacy's 1-yard TD run to put Green Bay up 7-0.

► **vs. New England Patriots (11/30):** Caught two passes for 53 yards (26.5 avg.), highlighted by a 45-yard TD grab late in the first half, giving him a TD catch in six straight regular-season games at Lambeau Field...With 23 seconds remaining in the half and the Packers leading 16-14, was split out wide to the right and matched up with CB Darrelle Revis...Ran a slant and caught the pass from Rodgers near the New England 35 before taking it across the field and down the left sideline for the score, outrunning CB Devin McCourty on his way to hitting the pylon with the ball before falling out of bounds.

► **vs. Atlanta Falcons (12/8):** Led the team with eight receptions for 146 yards (18.3 avg.) and two TDs...It marked his sixth 100-yard receiving game on the season, a career high and tied for the third most in a season in franchise history...Seven of his eight catches on the evening went for first downs...His first TD catch, a 10-yard grab with 24 seconds remaining in the first half, came when he came across the middle before working back to his left to free himself from S Dezmen Southward as a scrambling Rodgers found him in the back of the end zone...With Green Bay leading 34-24 in the fourth quarter, made an out-and-up move to beat S Kemal Ishmael down the middle of the field as Rodgers found him for a 60-yard bomb on a play-action pass...The TD grab was his seventh of 40-plus yards on the season as he tied Howton's single-season franchise record set in 1952.

► **at Buffalo Bills (12/14):** Caught five passes for 55 yards (11.0 avg.), with three of the catches going for first downs.

► **at Tampa Bay Buccaneers (12/21):** Posted nine receptions for 113 yards (12.6 avg.) and a TD, his franchise record fifth game on the season with nine-plus catches...Brought his season total to 92 receptions, a career high, and his yardage total to 1,433, No. 3 in franchise single-season history...Joined Cobb as the first duo in team history to both register 85-plus receptions in the same season...Of his nine catches, eight went for first downs...On a third-and-2 in the first quarter, moved around to create separation from CB Alterraun Verner as a scrambling Rodgers found him for a 28-yard gain down the sideline...Converted a third-and-13 later in the first quarter when he made a leaping, 24-yard grab over the middle while absorbing a hit in the back from S Bradley McDougald...Late in the fourth quarter, came back on the ball to make a leaping catch and keep his feet in bounds against CB Johnthan Banks as he hauled in a pass at the Tampa Bay 1...Three plays later, ran a slant against CB Leonard Johnson for a 1-yard TD grab to put the Packers up 20-3.

► **vs. Detroit Lions (12/28):** Led the team with six receptions for 86 yards (14.3 avg.), with five of his catches going for first downs...Had three grabs for 39 yards (13.0 avg.) on third down...Early in the fourth quarter, caught a short pass over the middle that he took for a 15-yard gain to surpass Brooks' single-season franchise mark for receiving yards.

► **vs. Dallas Cowboys (NFC Divisional, 1/11):** Caught two passes for 22 yards (11.0 avg.), a pair of 11-yard grabs that both went for first downs...Picked up a first down on third-and-8 midway through the second quarter as he came back to the ball to make a diving grab with CB Brandon Carr covering him.

64 Mike Pennel, DT, Rookie, Colorado State-Pueblo

• Finished his collegiate career at Colorado State-Pueblo after spending a year at Arizona State (2012) and two years at Scottsdale Community College (2010-11).

• Played in all 12 games with 10 starts at CSU-Pueblo as a senior in 2013 and recorded 36 tackles (15 solo), including six for a loss, three sacks, three forced fumbles, two fumble recoveries and four passes defended.

2014 Season: Played in 13 games, was inactive for two contests and dressed but did not play in the other...Registered 18 tackles (seven solo), three QB hits and four pressures.

► **at Seattle Seahawks (9/4):** Inactive (healthy scratch).

► **vs. N.Y. Jets (9/14):** Was on the 46-man gameday roster for the first time as a pro, but did not see any action.

► **at Detroit Lions (9/21):** Inactive (healthy scratch).

► **at Chicago Bears (9/28):** Made his NFL debut, seeing time on 22 defensive plays and recording two tackles (one solo).

► **vs. Minnesota Vikings (10/2):** Played a career-high 26 snaps and posted a career-best three tackles (two solo).

► **at Miami Dolphins (10/12):** Played nine snaps on defense and five on special teams, posting an assisted tackle and a QB hit on defense.

► **vs. Carolina Panthers (10/19):** Played 23 snaps and matched his career high with three tackles (all solo)...Added a QB hit and a pressure.

► **at New Orleans Saints (10/26):** Appeared on 21 plays and posted three assisted tackles.

► **vs. Chicago Bears (11/9):** Played 25 snaps, posting two assisted tackles, a QB hit and two pressures...Helped limit the Bears to a season-low average of 2.3 yards per carry as they ran for just 55 yards on 24 attempts.

► **vs. Philadelphia Eagles (11/16):** Appeared on 16 plays and recorded an assisted tackle...Helped limit the Eagles to an average of 3.5 yards per carry on 31 rushing attempts, Philadelphia's lowest average in five games this season with 30-plus attempts.

► **at Minnesota Vikings (11/23):** Played seven snaps on defense and four on special teams...Fought off a block by RG Joe Berger to pressure QB Teddy Bridgewater on his deep pass to WR Greg Jennings that was picked off by DB Micah Hyde at the Green Bay 47 midway through the second quarter.

► **vs. New England Patriots (11/30):** Played four snaps on defense and seven on special teams.

► **vs. Atlanta Falcons (12/8):** Appeared on three plays on defense and eight on special teams.

► **at Buffalo Bills (12/14):** Played seven snaps on defense and recorded two tackles (one solo).

► **at Tampa Bay Buccaneers (12/21):** Appeared on one play on defense and five on special teams.

► **vs. Detroit Lions (12/28):** Played seven snaps on defense and recorded an assisted tackle.

► **vs. Dallas Cowboys (NFC Divisional, 1/11):** Played six snaps on defense, recording a solo tackle, and five plays on special teams.

56 Julius Peppers, LB, 13th Year, North Carolina

• Has been selected to the Pro Bowl eight times during his career (2004-06, 2008-12) and has been named first-team All-Pro by *The Associated Press* three times (2004, 2006, 2010).

• Was named to the NFL's All-Decade Team for the 2000s.

• Since entering the NFL in 2002, ranks No. 3 in the league in sacks (125.5) and forced fumbles (43).

• Is the only player in NFL history (since 1982) to register 100 sacks (125.5) and 10 interceptions (11). Is also the only NFL player to record 100 sacks and four INT returns for TDs.

• Has posted eight double-digit sack seasons since 2002, which is tied with Bears DE Jared Allen and Broncos DE DeMarcus Ware for No. 1 in the league over that span.

2014 Season: Started all 16 games for the 10th time in his career and posted 45 tackles (33 solo), seven sacks, two interceptions (both returned for TDs), 17 QB hits, 17 pressures, a career-high 11 passes defended, a team-high four forced fumbles and a team-best three fumble recoveries... Was tied for No. 2 in the league in interception TDs and tied for No. 3 in the NFL in forced fumbles...Ranked No. 10 in the NFL among all players and No. 1 among linebackers/defensive linemen with 101 interception return yards...Was tied for No. 2 on the team in QB hits and ranked No. 3 in pressures...Was also tied with CB Casey Hayward for the team lead with five takeaways (three fumble recoveries, two INTs) and was tied for No. 7 in the NFL...Joined Texans DE J.J. Watt as the only players in the NFL this season to have a sack, a forced fumble, a fumble recovery, an interception and a defensive TD...Was named a Pro Bowl alternate.

► **at Seattle Seahawks (9/4):** Started at ROLB in his Green Bay debut, recording four tackles (all solo), a QB hit and a pressure.

► **vs. N.Y. Jets (9/14):** Started at LDE as the defense opened in a 4-3 alignment...Registered three tackles (two solo), two QB hits, two pressures and matched his career high with two passes defended...His passes defended came on back-to-back plays in the fourth quarter, with the first one a near-interception as he dropped back into coverage to make a leaping breakup of a pass intended for RB Chris Johnson down the sideline... Early in the third quarter, rushed from his LDE spot, avoided a cut-block by RT Breno Giacomini and hit QB Geno Smith on a play that was initially ruled a sack/fumble before it was reversed and ruled a forward pass.

► **at Detroit Lions (9/21):** Started at ROLB and registered his first sack in a Green Bay uniform, one that came with the Lions in position to extend their 12-7 lead in the third quarter...On a second-and-goal at the Green Bay 7, came off the left side and blew past RT Garrett Reynolds to sack QB Matthew Stafford and rip the ball out, a fumble that Peppers recovered at the Green Bay 13...Also came untouched off the left side midway through the second quarter to stop RB Reggie Bush for a 4-yard loss...Added a team-high three QB hits on the afternoon.

► **at Chicago Bears (9/28):** Started at LOLB as the team opened up in its nickel package and posted two tackles (one solo) against his former team...Played in his 100th consecutive game, appearing on 52 defensive snaps.

► **vs. Minnesota Vikings (10/2):** Started at ROLB and posted two tackles, a half-sack, an interception, a pass defended and two pressures... Lined up on the right side and dropped back into coverage, picking off QB Christian Ponder's pass intended for WR Cordarrelle Patterson at the Minnesota 49 before taking it across the field and down the left sideline for the score...The INT was the 10th of his career as he became the first player in NFL history (since 1982) to post 10-plus career INTs and 100-plus career sacks...It was his first score since a 13-yard INT return for a TD at Arizona on Nov. 1, 2009, when he was with the Carolina Panthers... Came off the left end and evaded RT Phil Loadholt on his shared 0-yard sack of Ponder with LB A.J. Hawk early in the third quarter...Added two tackles (one solo) and two pressures...Earned NFC Defensive Player of the Week honors for his performance, the fifth time in his career that he has earned the weekly honor...Joined DE Chris Doleman as the only players to win NFC Defensive Player of the Week with three different teams.

► **at Miami Dolphins (10/12):** Posted his second fumble recovery of the season on the final play of the game when he dove on a fumble by RB Lamar Miller at the Miami 47 as the Dolphins attempted a series of laterals...Finished with a season-high five tackles (three solo) and a QB hit.

► **vs. Carolina Panthers (10/19):** Registered five tackles (one solo), 1.5 sacks and a pressure...Standing up at ROLB, fought off a block from LT Byron Bell and then brought QB Cam Newton down for a 6-yard sack in the third quarter as Newton stepped up in the pocket...Added a half-sack in the fourth quarter (with LB Clay Matthews) when he beat RT Nate Chandler to quickly get to Newton for a 7-yard sack.

► **at New Orleans Saints (10/26):** Started at LOLB and posted a sack and a QB hit...On third-and-8 at the Green Bay 9 late in the first quarter, blew past T Zach Strief to bring QB Drew Brees down for a 5-yard sack that forced New Orleans to settle for a 31-yard Shayne Graham FG...Saw his first action on offense as a Packer on Green Bay's second drive near the goal line...Lined up in the backfield behind FB John Kuhn on second-and-goal from the 3, then split out wide to the left...Matched up with S Rafael Bush, ran a slant and got the pass from QB Aaron Rodgers, but was unable to hold onto the ball in the end zone.

► **vs. Chicago Bears (11/9):** Was involved in two turnover plays on the evening against his former team, with both setting up Green Bay touchdowns...Came off the left side in the first quarter to tip Jay Cutler's pass intended for TE Martellus Bennett, one that was picked off by DB Micah Hyde at the Chicago 32...Late in the first half, came off the left side and blew by T Jordan Mills on the outside as he got to Cutler for a 9-yard sack, punching the ball out and diving on it at the Chicago 32...It marked his third consecutive game with a sack...Delivered one of his finest all-around per-

performances of the season, finishing with four solo tackles, a sack, a QB hit, a pressure, a forced fumble, a fumble recovery and two passes defended.

►**vs. Philadelphia Eagles (11/16):** Started at LOLB and posted two tackles (both solo), two pressures and an INT for a TD...On the interception, dropped back into coverage from his LOLB spot and picked off QB Mark Sanchez's pass intended for TE Brent Celek at the Green Bay 48... Took it the rest of the way for the TD, fighting off a tackle attempt by WR Jordan Matthews near the Philadelphia 10...With the TD, became the first linebacker in franchise history to post two TD returns on interceptions in the same season...Marked his fourth INT return for a TD in his career as he became the first player in NFL history with 100 sacks and four INT returns for TDs.

►**at Minnesota Vikings (11/23):** Started at ROLB and led the team with four QB pressures, also recording four tackles (two solo) and a QB hit.

►**vs. New England Patriots (11/30):** Started at LOLB and played 53 snaps, recording two tackles (one solo) and two passes defended...Both of his pass breakups came in the fourth quarter, the first a leaping deflection of a QB Tom Brady pass at the line with his left hand...The second came when he beat RT Sebastian Vollmer and got a piece of Brady's pass intended for RB Shane Vereen in the flat.

►**vs. Atlanta Falcons (12/8):** Started at LOLB, appearing on 58 snaps, and registered three tackles (all solo), two QB hits and a pressure.

►**at Buffalo Bills (12/14):** Started at LOLB and played 63 snaps... Finished with four tackles (three solo), a QB hit, a forced fumble and a pass defended...Got a piece of a QB Kyle Orton pass at the line on a third-and-8 at the Green Bay 17 in the third quarter to force Buffalo to settle for a field goal...Forced a fumble by RB Boobie Dixon on a run on Buffalo's final drive of the game, one that was recovered by Dixon at the Buffalo 41.

►**at Tampa Bay Buccaneers (12/21):** Started at LOLB and registered a season-high two sacks, a forced fumble and two QB hits...On his first sack, which came late in the first half, walked back RT Oniel Cousins to grab QB Josh McCown and bring him down for a 4-yard loss on third down to force Tampa Bay to settle for a field goal...In the third quarter, beat G Josh Allen to the outside and drilled McCown for a 5-yard loss, also forcing a fumble that was recovered by Allen...Part of a defense that allowed just 106 total yards, the fewest given up by Green Bay since Dec. 21, 2006 (104 yards vs. Minnesota)...Helped the defense allow just 16 yards rushing, the third fewest given up in a game by the Packers since the 1970 AFL-NFL merger.

►**vs. Detroit Lions (12/28):** Started at LOLB and posted a team-high three QB hits, a team-best three pressures and two passes defended... Midway through the fourth quarter, threw aside G Garrett Reynolds to get to QB Matthew Stafford and get a piece of his pass that fell short over the middle for WR Calvin Johnson...On the very next play, walked Reynolds back to get a piece of Stafford's pass intended for WR Golden Tate to force a turnover on downs.

►**vs. Dallas Cowboys (NFC Divisional, 1/11):** Started at LOLB and tied for the team lead with six tackles (four solo), adding a sack and a team-high two forced fumbles...Became the first Packer to register two forced fumbles in a playoff game since CB Mike McKenzie at Philadelphia on Jan. 11, 2004...On the Cowboys' opening drive, came from his spot as a down lineman to beat G Ronald Leary on third down on his way to QB Tony Romo for a strip/sack, one that was recovered by Romo but forced a Dallas punt...Early in the third quarter, fought off a block by G Zack Martin and dove to punch the ball out of RB DeMarco Murray's hands as he made his way through the hole with plenty of running room ahead of him, a fumble that was recovered by DE Datone Jones at the Dallas 44.

80 Justin Perillo, TE, Rookie, Maine

• Signed by Green Bay as a non-drafted free agent on May 12, 2014.

• A four-year letterman at Maine, he played in 44 games with 35 starts and caught 128 passes for 1,318 yards (10.3 avg.) and 15 TDs.

2014 Season: Has played in two games and has been inactive for four contests...Spent the first nine games on Green Bay's practice squad before being signed to the 53-man roster on Nov. 15.

►**vs. Philadelphia Eagles (11/16):** Made his NFL debut, playing nine snaps on offense in the fourth quarter...Also appeared on eight plays on special teams.

►**at Minnesota Vikings (11/23):** Played eight snaps on special teams and two on offense.

►**vs. New England Patriots (11/30) – vs. Detroit Lions (12/28):** Inactive (healthy scratch).

►**vs. Dallas Cowboys (NFC Divisional, 1/11):** Inactive (healthy scratch).

53 Nick Perry, LB, 3rd Year, Southern California

• Battled injuries in each of his first two seasons, but has been productive when healthy, tallying nine sacks and three forced fumbles in 31 professional contests.

• Posted career highs in every statistical category in 2013, including games played (11), starts (six), tackles (42), solo tackles (22), sacks (four), forced fumbles (three) and passes defended (one).

2014 Season: Played in a career-high 15 games with four starts and registered 24 tackles (21 solo), three sacks, a forced fumble, a fumble recovery, a QB hit, six pressures and a pass defended.

►**at Seattle Seahawks (9/4):** Posted two solo tackles and a pass defended.

►**vs. N.Y. Jets (9/14):** Appeared on 21 plays and recorded two solo tackles.

►**at Detroit Lions (9/21):** Played 24 snaps and registered a season-high four tackles (two solo).

►**at Chicago Bears (9/28):** Appeared on 26 plays and posted a solo tackle...Also saw time on special teams.

►**vs. Minnesota Vikings (10/2):** Posted three tackles (all solo) and matched his career high with two sacks (vs. Detroit, Oct. 6, 2013)...Bull-rushed RT Phil Loadholt on his 9-yard sack of QB Christian Ponder on a third-and-7 from the Minnesota 16...Came off the right end and eluded LT Matt Kalil before pushing aside G Charlie Johnson to make his second sack on Ponder, a 1-yard loss late in the fourth quarter.

►**at Miami Dolphins (10/12):** Saw limited action on defense and registered two solo tackles.

►**vs. Carolina Panthers (10/19):** Posted a sack, a QB hit and two pressures...On a third-and-5 in the first quarter, beat RT Nate Chandler and then wrapped up QB Cam Newton for a 12-yard sack.

►**at New Orleans Saints (10/26):** Played 28 snaps on defense.

►**vs. Chicago Bears (11/9):** Started his first game of the season, opening at ROLB opposite Julius Peppers with Clay Matthews starting on the inside for the first time in his career...Appeared on 37 snaps and finished with two tackles (one solo) and a pressure.

►**vs. Philadelphia Eagles (11/16):** Started at ROLB for the second straight week and posted the first fumble recovery of his career...On the Eagles' opening drive of the second half, dove on the fumble by QB Mark Sanchez at the Green Bay 45 after Sanchez wasn't able to make a clean handoff to RB LeSean McCoy.

►**at Minnesota Vikings (11/23):** Inactive due to a shoulder injury sustained vs. Philadelphia in Week 11.

►**vs. New England Patriots (11/30):** Saw limited action in his return after missing the previous game due to a shoulder injury, appearing on 10 snaps on defense.

►**vs. Atlanta Falcons (12/8):** Started at ROLB, appearing on 22 snaps.

►**at Buffalo Bills (12/14):** Played 18 snaps and registered two solo tackles and a pass defended...Departed early in the third quarter due to a shoulder injury, but later returned to action...Forced an incompleteness when he got a piece of a QB Kyle Orton pass intended for WR Chris Hogan over the middle early in the fourth quarter.

►**at Tampa Bay Buccaneers (12/21):** Played 15 snaps on defense and recorded a solo tackle and a pressure...Part of a defense that allowed just 106 total yards, the fewest given up by Green Bay since Dec. 21, 2006 (104 yards vs. Minnesota).

►**vs. Detroit Lions (12/28):** Started at ROLB and registered three tackles (all solo) and a forced fumble...Forced a fumble by RB Jaiquell Bell on a

run late in the first quarter, one that was recovered by Bell at the Detroit 47.
►**vs. Dallas Cowboys (NFC Divisional, 1/11):** Played 21 snaps on defense and led the team with 1.5 sacks, a postseason career high... Finished with four tackles (three solo) and two QB hits...His sacks came on back-to-back plays, the first one coming on the final play of the third quarter when he beat Pro Bowl T Tyron Smith to get to QB Tony Romo for an 8-yard loss...On the next play, fought off Smith to bring down Romo in the pocket for a shared 5-yard sack with DT Mike Daniels.

81 Andrew Quarless, TE, 5th Year, Penn State

- Moved into a starting role in 2013 in Week 8 following TE Jermichael Finley's season-ending neck injury and responded with career highs in every category, catching 32 passes for 312 yards (9.8 avg.) and two TDs.
- Was sidelined for the entire 2012 campaign as he continued his rehabilitation from a significant knee injury sustained at the N.Y. Giants in Week 13 of the 2011 season.

- Played in 23 games with five starts in his first two seasons (2010-11).

2014 Season: Played in all 16 games with 11 starts and led Green Bay's tight ends with 29 catches for 323 yards (11.1 avg.) and a career-high three TDs.

►**at Seattle Seahawks (9/4):** Didn't start, but saw action on 46 plays, the most by a Green Bay tight end...Caught three passes for 26 yards (8.7 avg.), highlighted by an 18-yard grab over the middle in the second quarter.

►**vs. N.Y. Jets (9/14):** Played 37 snaps and had an 8-yard reception.

►**at Detroit Lions (9/21):** Posted a season-high four catches for a season-best 43 yards (10.8 avg.) and a TD...The TD grab came near the end of the first quarter with Green Bay facing a third-and-1 at the Detroit 10...Made a diving grab over the middle with S Isa Abdul-Quddus draped all over him for the 10-yard score.

►**at Chicago Bears (9/28):** Got his first start of the season as the team opened up with two tight ends, but did not record any statistics...Appeared on 43 offensive plays, the most among the tight ends.

►**vs. Minnesota Vikings (10/2):** Started as the lone TE and caught two passes for 19 yards (9.5 avg.).

►**at Miami Dolphins (10/12):** Started for the third straight week and had a hand in the game-winning play...With six seconds remaining and the Packers trailing 24-20, was split out wide right against LB Philip Wheeler... Caught a back-shoulder throw from QB Aaron Rodgers on the right side of the end zone for a 4-yard TD with three seconds remaining, giving the Packers the 27-24 victory...It marked the first time the Packers won a game on a TD with three seconds or less remaining in the fourth quarter since they beat the Bears, 20-19, on a 3-yard TD run by QB Bart Starr with three seconds left on Nov. 15, 1970...Finished the game with two receptions for 11 yards (5.5 avg.) and the TD.

►**vs. Carolina Panthers (10/19):** Started his fourth straight game and had a 9-yard reception...Also helped block for Green Bay's 122 rushing yards on 30 carries (4.1 avg.).

►**at New Orleans Saints (10/26):** Started and caught two passes for 19 yards (9.5 avg.).

►**vs. Chicago Bears (11/9):** Started as the Packers opened up in a two-tight end set with him and Richard Rodgers...Caught two passes for 10 yards (5.0 avg.), highlighted by his 4-yard TD catch near the end of the first quarter that put Green Bay up 14-0...Lined up on the left side, came across the field to catch a pass from Rodgers as he rolled to his right, absorbing a hit from S Chris Conte to make the catch.

►**vs. Philadelphia Eagles (11/16):** Started and caught two passes for 35 yards (17.5 avg.), highlighted by a 24-yard grab over the middle to convert a third-and-18 in the first quarter on a drive that was capped off with Rodgers' 6-yard TD pass to WR Davante Adams...On the play, was lined up in the slot on the right and found a seam behind LB Mychal Kendricks and made the catch, absorbing a hit from S Nate Allen...His other reception came earlier on the drive, an 11-yard grab over the middle that picked up a first down.

►**at Minnesota Vikings (11/23):** Caught two passes for 50 yards (25.0

avg.), highlighted by a career-long 34-yard grab in the second quarter...On the play, found an opening near the Minnesota sideline to catch the pass at the Vikings' 17 before making S Harrison Smith miss on his way to taking it down to the 1-yard line and setting up fellow TE Richard Rodgers' TD catch on the next play...His average of 25.0 yards per catch was a career high.

►**vs. New England Patriots (11/30):** Started and played 54 snaps, hauling in two passes for 17 yards (8.5 avg.)...Both of his passes went for first downs, including his 9-yard grab against S Eugene Chung on a third-and-6 early in the fourth quarter on a drive that was capped off with a 28-yard Mason Crosby field goal to extend Green Bay's lead to 26-21.

►**vs. Atlanta Falcons (12/8):** Posted a season-high 52 yards receiving on three catches (17.3 avg.), with all three of his receptions coming on one series in the first quarter...On third-and-17 from the Green Bay 13, worked his way past LB Paul Worrlow to catch a 30-yard pass over the middle, the longest reception of his career...Added a 13-yard grab over the middle and a 9-yarder over the middle later on the drive to help set up RB Eddie Lacy's 1-yard TD run.

►**at Buffalo Bills (12/14):** Started and played 43 snaps, catching one pass for 6 yards...Helped the offense register a season-best average of 6.3 yards per carry as the Packers posted their second straight 155-yard effort on the ground (158 yards on 25 attempts), the team's first time doing so since Weeks 8-9 in 2013.

►**at Tampa Bay Buccaneers (12/21):** Started and appeared on 41 plays, catching two passes for 17 yards (8.5 avg.)...Caught a pass in the flat and took it down the sideline for a 16-yard gain.

►**vs. Detroit Lions (12/28):** Started and played 25 snaps...Helped block for Green Bay's 152 rushing yards on 38 attempts (4.0 avg.) against a Detroit defense that entered the game ranked No. 1 in the league against the run (63.8 ypg), the most yards given up on the ground by the Lions all season, highlighted by Lacy's 100-yard effort on 26 attempts (3.8 avg.).

►**vs. Dallas Cowboys (NFC Divisional, 1/11):** Played 38 snaps, recording postseason career highs with four receptions for 31 yards (7.8 avg.) and a TD...On Green Bay's opening drive, was split out wide left against LB Bruce Carter on third-and-4 and came across the middle to make the TD grab near the back of the end zone...Made three catches on the Packers' game-winning drive, starting the series off with a 13-yard catch on a screen as he bounced off of CBs Orlando Scandrick and Sterling Moore for extra yardage...Had catches of 6 and 8 yards down to the Dallas 13 to set up Rodgers' 13-yard TD pass to TE Richard Rodgers...Also made a critical play on special teams earlier in the game, recovering a Randall Cobb fumble on a third-quarter kickoff return at the Green Bay 23 with the Packers trailing 21-13.

28 Sean Richardson, S, 3rd Year, Vanderbilt

- Spent the entire 2013 offseason recovering from a neck surgery that followed a late-season injury suffered in November 2012.

- Opened the 2013 campaign on the reserve/physically unable to perform list, but was activated and appeared in the final six games of the regular season and the playoff game.

- Posted 12 tackles (10 solo) and a pass defended from scrimmage in 2013, in addition to four coverage tackles on special teams.

2014 Season: Played in all 16 games and led the team with a career-high 17 tackles on special teams...Added 16 tackles (12 solo) and a pass defended on defense.

►**at Seattle Seahawks (9/4):** Played 18 snaps on special teams and posted a career-high three tackles.

►**vs. N.Y. Jets (9/14):** Appeared on 21 plays on special teams and registered a tackle on kickoff coverage.

►**at Detroit Lions (9/21):** Played 15 snaps on special teams and also saw his first action of the season on defense, appearing on four snaps.

►**at Chicago Bears (9/28):** Appeared on three snaps on defense and registered a solo tackle...Recovered an onside-kick attempt by Bears K Robbie Gould at the Green Bay 39 with just under four minutes remaining in the first half...The offense would drive 61 yards in seven plays and cap the drive off with a 22-yard TD pass from QB Aaron Rodgers to WR Randall

Cobb to give the Packers a 21-17 edge, a lead they would never relinquish.

► **vs. Minnesota Vikings (10/2):** Matched his career high with a team-best three tackles on special teams...Also played 10 snaps on defense, registering a pass defended.

► **at Miami Dolphins (10/12):** Appeared on 18 plays on special teams.

► **vs. Carolina Panthers (10/19):** Played 18 snaps on defense and 25 on special teams...Registered a season-high four tackles (all solo) on defense...Stopped RB Chris Ogbonnaya for a 1-yard loss on a fourth-quarter run.

► **at New Orleans Saints (10/26):** Tied with CB Jarrett Bush for the team high in special teams snaps with 22, also appearing on 15 plays on defense...Finished with three tackles (one solo).

► **vs. Chicago Bears (11/9):** Tied his career high with a team-leading three tackles on special teams...Also played 21 snaps on defense, posting a solo tackle.

► **vs. Philadelphia Eagles (11/16):** Played 24 snaps on special teams, tied for the team lead, and 20 on defense...Registered two tackles on special teams and three solo tackles on defense, including a stop of RB LeSean McCoy for a 1-yard loss on a fourth-quarter run.

► **at Minnesota Vikings (11/23):** Tied for the team lead by playing 20 snaps on special teams and also appeared on four plays on defense.

► **vs. New England Patriots (11/30):** Registered a tackle on special teams, bringing down WR Danny Amendola on a kickoff return late in the first half at the New England 25.

► **vs. Atlanta Falcons (12/8):** Tied for the team lead with two tackles on special teams, with both tackles coming in kickoff coverage...Was tied for second on the team with 24 snaps on special teams.

► **at Buffalo Bills (12/14):** Played 28 snaps on special teams, recording a tackle, and nine on defense.

► **at Tampa Bay Buccaneers (12/21):** Played 17 snaps on special teams and three on defense.

► **vs. Detroit Lions (12/28):** Appeared on 15 plays on special teams and 11 on defense, recording a tackle on special teams and four stops (two solo) on defense.

► **vs. Dallas Cowboys (NFC Divisional, 1/11):** Played 17 snaps on special teams and nine on defense.

97 Luther Robinson, DT, Rookie, Miami

• Spent the first four games of the season on Green Bay's practice squad before being signed to the 53-man roster on Oct. 2.

• Was signed by the Packers as a non-drafted free agent on May 19, 2014, after participating in the team's rookie orientation camp on a tryout basis.

• Was a three-year letterman at Miami, where he played in 33 games with three starts and registered 40 tackles (16 solo), including two for a loss, and two fumble recoveries.

2014 Season: Played in five games and recorded four assisted tackles, a QB hit, three pressures and a pass defended...Was placed on injured reserve on Dec. 8 due to a calf injury...Was inactive for three contests (healthy scratch)...Spent the first four games on Green Bay's practice squad.

► **vs. Minnesota Vikings (10/2):** Signed to the 53-man roster the afternoon of the game, had a hand in one of the key plays in the game on his third snap as a pro...Lined up at LDE, he fought off blocks by G Vladimir Ducasse and T Phil Loadholt to get in QB Christian Ponder's face and get a piece of the ball that was intercepted by LB Julius Peppers, an INT that Peppers took 49 yards for a TD and a 21-0 Green Bay lead with 6:51 remaining in the second quarter...Appeared on 35 snaps in his NFL debut, finishing with an assisted tackle, a QB hit, three pressures and the pass defended.

► **at Miami Dolphins (10/12):** Saw limited action on defense, appearing on two plays.

► **vs. Carolina Panthers (10/19):** Played 21 snaps on defense, recording a season-high three tackles (all assisted).

► **at New Orleans Saints (10/26):** Saw limited action on defense and special teams.

► **vs. Chicago Bears (11/9) – vs. Philadelphia Eagles (11/16):** Inactive (healthy scratch).

► **at Minnesota Vikings (11/23):** Played two snaps on defense.

► **vs. New England Patriots (11/30):** Inactive (healthy scratch).

► **vs. Atlanta Falcons (12/8):** Was placed on injured reserve the day of the game after sustaining a calf injury in practice during the week.

► **vs. Dallas Cowboys (NFC Divisional, 1/11):** Inactive (healthy scratch).

12 Aaron Rodgers, QB, 10th Year, California

• His career passer rating of 106.0 ranks No. 1 in NFL history (min. 1,500 attempts), more than eight points ahead of No. 2 Tony Romo (97.6).

• Ranks No. 1 in league history in career INT percentage (1.64) and TD/INT ratio (3.96, 226/57) and ranks No. 3 in completion percentage (65.8) and yards per attempt (8.22).

• Is the only quarterback in league history to record a 100-plus passer rating in six consecutive seasons (2009-14), with no other QB doing so in more than four straight seasons.

• Is one of only three QBs in NFL history to register two seasons with a 110-plus passer rating (2011, 2014), joining Manning (2007, 2013) and Patriots QB Tom Brady (2007, 2010).

• In 103 career regular-season starts (70-33 record), has posted 39 games with 300-plus passing yards, 60 without an interception (min. 15 attempts) and 62 with a 100-plus passer rating.

• In the franchise record books, holds six of the top seven single-season marks for passer rating (2009-14), three of the top five for passing TDs (2011-12, 2014), five of the top six for completion percentage (2010-14) and three of the top five for passing yards (2009, 2011, 2014). Also holds five of the top seven streaks in team history for most consecutive passing attempts without an interception.

• Has posted five 4,000-yard passing seasons (2008-09, 2011-12, 2014), which is tied with Brett Favre for the franchise record.

• Is the only QB in NFL history to register three seasons with 500-plus attempts and seven or fewer INTs (2009, 2011, 2014), with no other quarterback having done it more than once. Is also the only 4,000-yard passer in league history to throw six or fewer INTs, having done it twice (2011 and 2014).

• Has current streaks of 418 consecutive passing attempts and 36 consecutive TD passes at home without an interception, both NFL records.

• In games that he has had five-plus passing attempts, has led the Packers to 18 straight wins at Lambeau Field in the regular season and victories in 30 of the last 31 home contests in the regular season.

• Has posted the top three single-season passer-rating marks at home in NFL history (min. 100 attempts), highlighted by his NFL-record 133.2 rating in 2014 (128.5 in 2011, 126.4 in 2013).

• Has helped the Packers average 28.5 points per game in his 103 career regular-season starts, No. 1 among quarterbacks since 1950 (min. 100 starts).

• Was named NFC Offensive Player of the Month for November, his seventh Player of the Month award. He is tied with Brady for the second most since the award was created in 1986 (Manning, eight).

2014 Season: Completed 341 of 520 passes (65.6 percent) for 4,381 yards and 38 TDs with five INTs for a 112.2 passer rating...Was named to his fourth Pro Bowl...Was named first-team All-Pro by *The Associated Press* and first-team All-NFL and All-NFC by the PFWA...Ranked No. 1 in the NFL this season in TD/INT ratio (7.60, 38/5), No. 2 in passer rating and yards/attempt (8.43), and No. 3 in TD passes...Was the only QB in the NFL to finish in the top three in all four of those categories...His TD/INT ratio was the fifth-best single-season mark in NFL history and No. 2 among QBs with 30-plus passing TDs, trailing only Brady's mark of 9.00 (36/4) in 2010...Posted eight games with three-plus TDs and zero INTs, which is tied with Brady (2007) for No. 1 in NFL single-season history...Was tied for No. 1 in the league this season (Manning) with eight three-TD passing games...Posted a league-high 13 zero-INT games this season (min. 15 attempts), the third most in a season in NFL history behind only Brady (14 in 2010)

and Chiefs QB Steve DeBerg (14 in 1990)...Ranked No. 1 in the NFL with an interception percentage of 0.96, the seventh-best single-season mark in NFL history (min. 224 attempts) and the top mark in team annals (min. 200 attempts)...Became the first QB in NFL history to have 500-plus passing attempts and five or fewer INTs in a season...Ranked No. 1 in the NFL with a 121.7 passer rating on third down, connecting on 81 of 134 passes for 1,228 yards and 15 TDs with two INTs...Threw three TD passes of 70-plus yards this season (No. 1 in the league), and ranks No. 1 in NFL history with 16 TD passes of 70-plus yards...Posted a franchise-record seven games with a 120-plus passer rating, which was tied with Cowboys QB Tony Romo for No. 1 in the league this season...Also is tied for the third most by an NFL QB in a season since the 1970 AFL-NFL merger behind only Brady (eight in 2007) and Chargers QB Philip Rivers (eight in 2008)...Recorded a passer rating of 133.2 at home on the season (141 of 260, 2,334 yards, 25 TDs, zero INTs), the best single-season home mark (min. 100 attempts) in franchise history...Tied for the league lead with 15 completions of 40-plus yards on the season (Colts QB Andrew Luck, Steelers QB Ben Roethlisberger).

► **at Seattle Seahawks (9/4):** Connected on 23 of 33 passes (69.7 percent) for 189 yards and a TD with one INT for an 81.5 passer rating.

► **vs. N.Y. Jets (9/14):** Threw for 346 yards and three TDs with no INTs on 25-of-42 passing for a 109.8 passer rating, the fourth straight year that he posted a 100-plus passer rating in the home opener...Became just the third QB in franchise history to eclipse 3,000 career passing attempts, joining Brett Favre (8,754) and Bart Starr (3,149)...Set an NFL record with 53 INTs at the time of his 3,000th career attempt, besting the previous mark of 59 INTs by Neil O'Donnell...With his 346 passing yards, it brought his career total to 24,732 as he moved past Starr (24,718) for No. 2 on the all-time franchise list...Connected with WR Jordy Nelson on a game-winning 80-yard TD pass late in the third quarter, Rodgers' 14th career TD pass of 70-plus yards, one shy of the franchise record (Favre, 15)...Led the team back from an 18-point deficit (21-3), the biggest comeback of his career as a starter and tied for the fourth-largest comeback in franchise history.

► **at Detroit Lions (9/21):** Completed 16 of 27 passes for 162 yards and a TD for a passer rating of 88.8...His TD pass came late in the first quarter when he threw a 10-yard bullet to TE Andrew Quarless over the middle for the score on third-and-1.

► **at Chicago Bears (9/28):** Completed 22 of 28 passes for 302 yards and four TDs with no INTs for a 151.2 passer rating, the second-best rating of his career and the fourth best in team history...Went over the 25,000-yard mark for his career on his 15-yard completion to Nelson on a third-and-8 in the second quarter...The pass was the 3,065th attempt of his career as he set the NFL record for the fewest attempts needed to reach 25,000 passing yards, topping Kurt Warner's mark of 3,076...Became the first QB in team history to throw for 300-plus yards and four-plus TDs and register a 150-plus passer rating in the same game...Threw a pair of TD passes to both Nelson and WR Randall Cobb as they became the first Green Bay players to both post 100 receiving yards and two TD catches in the same game since Carroll Dale and Boyd Dowler hit those marks vs. the St. Louis Cardinals on Dec. 21, 1969...Led the offense to six scores (five TDs, one FG) on seven possessions...Connected on 7 of 7 passes on third down for 79 yards and two TDs for a 153.3 passer rating...Was named NFC Offensive Player of the Week for his performance, the ninth time in his career that he had earned the weekly honor.

► **vs. Minnesota Vikings (10/2):** Completed 12 of 17 passes for 156 yards and three TDs with no INTs for a 138.7 passer rating, his sixth 130-plus rating game in his last seven starts against Minnesota...His 11-yard TD pass to WR Davante Adams in the second quarter was the 200th of his career as he reached that mark in his 99th career game, the second fastest in NFL history behind only Dolphins QB Dan Marino (89 games)...Set an NFL record for the fewest INTs by a quarterback at the time of his 200th career TD pass with 53, topping the previous mark held by Patriots QB Tom Brady (88) by 35 INTs...Connected with Nelson on a 66-yard TD pass in the second quarter, Rodgers' 21st of 60-plus yards since 2008, No. 1 in the NFL over that span...Posted his fourth straight zero-INT game, his

longest streak since a four-gamer in 2012 (Weeks 14-17)...His 17 attempts on the evening tied his career low (vs. Detroit, Oct. 3, 2010) for a game he did not depart early due to injury...Exited the game after a seven-play, 52-yard TD drive that put Green Bay up 42-0 late in the third quarter.

► **at Miami Dolphins (10/12):** Appearing in his 100th career regular-season game, led the Packers on an 11-play, 60-yard game-winning drive that was capped off with his 4-yard TD pass to TE Andrew Quarless with three seconds remaining in the 27-24 win...It marked the first time the Packers won a game on a TD with three seconds or less remaining in the fourth quarter since they beat the Bears, 20-19, on a 3-yard TD run by QB Bart Starr with three seconds left on Nov. 15, 1970...Completed 24 of 42 passes on the day for 264 yards and three TDs with zero INTs, his fifth consecutive start with no interceptions as he matched his career high set in 2010...The three TD passes brought his career total to 203, the second most in NFL history through 100 games behind only Dolphins QB Dan Marino (217)...On his 5-yard TD pass to Cobb in the third quarter, moved up in the pocket to avoid DE Cameron Wake, scrambled to his right to elude DE Olivier Vernon and LB Koa Misi, and then threw across his body to find Cobb in the end zone...On the game-winning TD drive, found Nelson for an 18-yard gain down the right sideline to convert a fourth-and-10... After finding Cobb four plays later for a 4-yard gain to the Miami 16, raced up to the line to down the ball and stop the clock, but instead faked a spike with 12 seconds left before throwing to WR Davante Adams on the right sideline for a 12-yard pickup to the Miami 4...On the next play, went to Quarless, who was split out wide to the right and matched up with LB Philip Wheeler, on a back-shoulder throw in the end zone for the winning score...Added 34 rushing yards on the afternoon on seven attempts (4.9 avg.), his best rushing-yardage total since a 57-yard day at Indianapolis on Oct. 7, 2012.

► **vs. Carolina Panthers (10/19):** Threw for 255 yards and three TDs on 19-of-22 passing for a 154.5 passer rating, the second-highest rating of his career (min. 20 attempts) and the third best in team annals...His 86.4 completion percentage was a career high and the third-best mark in team history...Posted his fourth straight three-TD/zero-INT game, joining Brady (2007) as the only QBs in NFL history to accomplish the feat in a single season...Posted his sixth straight zero-INT game, tying Bart Starr's franchise record (min. 15 attempts per game) set in 1964...With 22 attempts and no interceptions, brought his streak of consecutive attempts without an interception to 192, his career high and the second-best mark in franchise history (Starr, 294, 1964-65)...His three TD passes gave him 18 for the season as he became the first QB in NFL history to throw for 18 TD passes in the first seven games of the season with one or zero interceptions...Joined Brady (2007) as the only QBs in NFL history to register two 150-rating outings in the first seven games of the season...Completed three passes of 30-plus yards on the afternoon, highlighted by a 59-yard TD pass to Nelson on the opening drive...Also found Cobb for gains of 47 and 33 yards...Did not play in the fourth quarter (coach's decision), departing with a 38-3 lead...Was named NFC Offensive Player of the Week for his performance, the second time on the season he earned the weekly award and the 10th time he has received the honor in his career.

► **at New Orleans Saints (10/26):** Threw for 418 yards and a TD on 28-of-39 passing with two INTs, the second-highest yardage output of his career...Marked the fourth 400-yard passing game of his career, with no other QB in franchise annals having more than one 400-yard game...Saw his streak of passing attempts without an interception come to an end at 212, the second-longest streak in franchise history...Found WR Randall Cobb for a 70-yard TD pass on the opening drive of the game, his 15th career TD pass of 70-plus yards as he matched QB Brett Favre for the franchise record...Also tied Favre and QB Peyton Manning for the most 70-yard TD passes in NFL history...Connected with RB Eddie Lacy on a 65-yard screen pass on Green Bay's second series, becoming the first NFL quarterback since Warner (vs. Miami, Sept. 14, 2008) to complete a 65-yard pass on both of the first two series...Posted 203 passing yards in the first quarter alone, his career high for any quarter, topping his previous best of 197 yards in the second quarter vs. Washington on Sept. 15, 2013...

His 278 yards passing in the first half were his second most in either half behind only his 335-yard output in the first half against the Redskins in 2013...With Lacy (123) and Cobb (126) both recording 100-yard days, it marked the first time Green Bay had a RB/WR duo each register 100 yards receiving in the same game since RB Eddie Lee Ivey (128) and WR Aundra Thompson (102) accomplished the feat on Oct. 12, 1980, at Tampa Bay... Sustained a hamstring injury on a 7-yard scramble that picked up a first down with about nine minutes left in the third quarter, but remained in the game...Scored on a 14-yard run with 5:07 left in the contest, his first rushing TD since Dec. 23, 2012, vs. Tennessee.

►vs. **Chicago Bears (11/9)**: Tied the franchise single-game record with six TD passes (Rodgers, Matt Flynn), with all of them coming in the first half as he tied the NFL record (Raiders QB Daryle Lamonica, first half, 1969) for the most in a half...Completed TD passes to five different players, a franchise record...Threw TD passes of 73, 40 and 56 yards, becoming the first Green Bay QB to throw three or more TD passes of 40-plus yards since Cecil Isbell had four vs. the Chicago Cardinals on Nov. 1, 1942... The 73-yard TD pass to Nelson early in the second quarter was his 16th career TD pass of 70-plus yards, the most in NFL history as he surpassed Manning and Favre (15 each)...With his six TD passes, he brought his season total to 10 TDs and zero INTs against the Bears, the first QB in NFL history to throw 10 TDs and no INTs against an opponent in a single season...Racked up 315 passing yards in the first half, the second-best total of his career for either half behind only his 335-yard output vs. Washington in the first half on Sept. 15, 2013...Departed the game with just under 11 minutes remaining in the third quarter (coach's decision), finishing the evening with 315 yards and six TDs on 18-of-27 passing for a 145.8 passer rating...Despite injuring his hamstring in the Week 8 game at New Orleans, showed no effects as he utilized his scrambling ability to elude DE Willie Young on his 4-yard TD pass to Quarless in the first quarter and as he rolled to his right to make a throw on the run on his 40-yard strike to Nelson in the second quarter...Posted his 10th straight zero-INT game at Lambeau Field as he brought his streak to 286 attempts without an INT at the stadium...Completed 5 of 7 passes for 108 yards and three TDs on third down (153.3 rating), which combined with his outing at Chicago earlier in the season, gave him a perfect 158.3 rating against the Bears on third down this season (12 of 14, 187 yards, five TDs)...Was named NFC Offensive Player of the Week for his performance, the third time on the season he earned the weekly award.

►vs. **Philadelphia Eagles (11/16)**: Completed 22 of 36 passes for 341 yards and three TDs with no INTs for a 120.3 passer rating...It marked his seventh game with three-plus TDs/zero INTs on the season, tying him for second in NFL history behind only Brady's eight games in 2007...With 36 attempts and no interceptions, brought his streak of passes at home without an interception to 322, an NFL record as he surpassed Brady's mark of 288 attempts at home from 2002-04...Also further extended his NFL record for TD passes at home without an INT to 29...Threw for 279 yards in the first half, making him the only QB in the last 25 seasons (1990-2014) to throw for 275-plus yards in the first half of three games in a season (he has done it in three straight)...Threw a 6-yard TD pass to Adams in the first quarter, a 27-yarder to Nelson in the second quarter and a 32-yarder to Lacy in the fourth quarter...Found Nelson for a 64-yard gain down the right sideline on the third play of the game to help set up a Mason Crosby FG as the Packers scored on their opening drive for the fifth straight game... Added 32 rushing yards on three carries (10.7 avg.), picking up a pair of first downs...Matched his season-long with a 16-yard scramble in the second quarter...Departed the game early in the fourth quarter (coach's decision) with the Packers leading 53-20.

►at **Minnesota Vikings (11/23)**: Connected on 19 of 29 passes for 209 yards and two TDs with no INTs for a 109.7 passer rating...It marked the seventh 100-plus passer-rating game in his last eight regular-season starts vs. Minnesota...Also marked his fourth consecutive zero-INT game against the Vikings...His first TD pass came with just over five minutes remaining in the first half when he rolled out to his right and lofted a pass to wide-open TE Richard Rodgers in the back-left corner of the end zone

for a 1-yard TD...Connected with Lacy on a shovel pass that went for a 10-yard TD to put Green Bay up 24-14 midway through the fourth quarter.

►vs. **New England Patriots (11/30)**: Threw for 368 yards, a season high at home this season, and two TDs with zero INTs on 24-of-38 passing for a 112.6 passer rating...Reached the 3,000-yard passing mark for the season, the sixth time he has done so in his career (2008-12, 2014)... Posted a 100-plus passer rating for the fourth straight game and registered his fourth consecutive zero-INT game...Threw for 282 yards in the first half alone, the fourth time in the last five games that he had thrown for 275-plus yards in the first half...No other NFL quarterback has posted more than two 275-yard first halves in the last 25 seasons (1990-2014)... On third down, completed 10 of 13 passes for 184 yards and a TD for a 143.9 passer rating...Threw a 32-yard TD pass to Rodgers late in the first quarter and a 45-yarder to Nelson late in the first half...The TD gave Nelson 10 TD catches on the season as he joined Cobb as the first duo in franchise history both post 10 TD grabs in the same season...Completed passes of 25-plus yards to five different players, the first Green Bay QB to do so since Lynn Dickey on Dec. 4, 1983, vs. Chicago.

►vs. **Atlanta Falcons (12/8)**: In his 100th career regular-season start, he completed 24 of 36 passes for 327 yards and three TDs with no INTs, his eighth game on the season with three-plus TD passes/zero INTs as he tied Brady's single-season NFL record...Marked his 30th career three-TD/zero-INT effort, tying Brett Favre's franchise record...Posted his fifth straight zero-INT game, bringing his streak of attempts without an INT to 175...Set NFL marks for the most TD passes (222), passing yards (27,520), zero-INT games (58), 100-plus rating games (60), passer rating (107.3) and TD/INT ratio (4.11, 222/54) by a QB in his first 100 career starts...Added 28 rushing yards on five carries (5.6 avg.), with two of the runs picking up first downs...On his 10-yard TD pass to Nelson with 24 seconds remaining in the first half, moved to his left to avoid blitzing DE Kroy Biermann before scrambling to his right as Nelson freed himself from coverage in the back of the end zone...Found Nelson for another score in the fourth quarter when he connected with him on a 60-yard throw down the middle of the field on a play-action pass, his NFL-leading fifth TD pass of 60-plus yards this season, which also matched his career high (2009, 2011).

►at **Buffalo Bills (12/14)**: Completed 17 of 42 passes for 185 yards with two INTs...Saw his streak of consecutive attempts without an interception come to an end at 202 when he was picked off by S Baccari Rambo in the third quarter on a deep pass intended for Cobb...The streak was the second longest of his career (212 earlier this season) and the third longest in franchise history...Rushed for 27 yards on three carries (9.0 avg.), including a season-long 19-yarder.

►at **Tampa Bay Buccaneers (12/21)**: Completed a season-high 31 passes on 40 attempts for 318 yards and a TD for a 108.1 passer rating, his eighth 300-yard passing game on the season as he tied his own single-season franchise record (2011)...Connected on 6 of 9 passes for 80 yards and a TD for a 131.7 rating on third down...Matched his season high by throwing for 17 first downs...Found Nelson on a slant for a 1-yard TD late in the game to put Green Bay up 20-3...Sustained a calf injury early in the game, but remained in the contest.

►vs. **Detroit Lions (12/28)**: Threw for 226 yards and two TDs on 17-of-22 passing for a 139.6 passer rating, playing through a calf injury in the second half...Sustained the injury on his 4-yard TD pass over the middle to Cobb, one that put Green Bay up 14-0 with 2:24 remaining in the first half as he moved to his right on the throw...Missed the final snap of the first half and the first series of the second half, returning to the game midway through the third quarter with the game tied at 14...On his first pass after the injury, found Cobb over the middle for a 29-yard gain down to the Detroit 19...Led Green Bay on a seven-play, 60-yard TD drive on his first series back on the field, one that was capped off with a 13-yard TD pass to Cobb over the middle on third down...Following the injury, connected on 11 of 13 passes for 129 yards and a TD for a 133.7 passer rating...In the fourth quarter, called his own number for a 1-yard TD run up the middle that put Green Bay up 28-14, the 20th rushing TD of his career...Completed

7 of 8 passes on third down for 70 yards and a TD for a 142.7 passer rating...Was named NFC Offensive Player of the Week for his performance, the fourth time on the season he earned the weekly award and the 12th time he has received the honor in his career. His 12 Player of the Week Awards since 2010 are the most in the NFL.

►**vs. Dallas Cowboys (NFC Divisional, 1/11):** Playing on an injured calf that limited him in practice during the week once again, threw for 316 yards and three TDs on 24-of-35 passing for a 125.4 rating...It marked his fourth playoff game with 300-plus yards passing as he broke Favre's franchise record (three)...With the 125.4 rating, has now posted a rating of 110-plus in five of his 10 career postseason starts, tied for the third most in NFL history behind only QB Joe Montana (six in 23 starts) and Brady (six in 27 starts)...His average of 9.03 yards per attempt was the third-best mark of his career in the postseason and his best average since Jan. 15, 2011, at Atlanta (10.17)...Posted a perfect 158.3 rating on third down, completing 8 of 10 passes for 137 yards and two TDs...His first TD pass came on Green Bay's opening drive on third-and-goal from the 4 when he stepped up in the pocket to avoid pressure and made a running throw to Quarless in the back of the end zone for the score...Late in the third quarter, found Adams over the middle on third-and-15 as the rookie wideout took it for a 46-yard TD...With the Packers trailing 21-20 early in the fourth quarter, led the offense on an eight-play, 80-yard drive that was capped off with a 13-yard TD pass to TE Richard Rodgers as he threaded the ball between CB Sterling Moore and S J.J. Wilcox...On the game-winning drive, completed all seven of his passes for 78 yards and the score...Completed his final 10 attempts of the game for 163 yards and two TDs and eight first downs.

89 Richard Rodgers, TE, Rookie, California

• Played tight end for his first two seasons at California before moving to inside receiver as a junior in 2013, where he caught a career-high 39 passes for a career-best 608 yards (15.6 avg.) and a TD.

• Led the Golden Bears with 11 receptions of 20-plus yards in 2013.

• Appeared in 35 games with 11 starts during his three seasons at Cal and finished with 59 receptions for 896 yards (15.2 avg.) and two TDs.

2014 Season: Played in all 16 games with five starts and had 20 catches for 225 yards (12.3 avg.) and two TDs...Became the first rookie TE to appear in all 16 games for the Packers since Bubba Franks in 2000...Ranked fourth in the league in receptions among rookie tight ends.

►**at Seattle Seahawks (9/4):** Became the first Green Bay rookie TE to start a season opener since Jackie Harris opened in a two-tight-end set in 1990...Left the game due to a neck injury sustained in the second quarter, but did return to action...Saw 20 snaps on offense.

►**vs. N.Y. Jets (9/14):** Started, appearing on 34 plays, and helped protect QB Aaron Rodgers as he threw for 346 yards and three TDs with no INTs.

►**at Detroit Lions (9/21):** Started and appeared on 11 offensive snaps.

►**at Chicago Bears (9/28):** Started and posted the first two receptions of his career, with both coming on Green Bay's opening drive...Hauled in a 9-yarder on the Packers' first offensive play and then caught a deep pass that went for 43 yards on the next snap, the longest reception by a rookie tight end in franchise history.

►**vs. Minnesota Vikings (10/2):** Appeared on 19 offensive plays but did not record any statistics.

►**at Miami Dolphins (10/12):** Played 34 snaps on offense.

►**vs. Carolina Panthers (10/19):** Playing against his father, Richard Sr. (special teams coordinator for the Panthers), appeared on 32 plays and caught a 1-yard pass...Also helped the offense rush for 122 yards on 30 carries (4.1 avg.)...Delivered a punishing block on S Roman Harper to help spring WR Randall Cobb for extra yardage on his season-long 47-yard reception in the second quarter.

►**at New Orleans Saints (10/26):** Played 34 snaps and registered four catches for a career-best 58 yards (14.5 avg.)...Lined up in the slot, found an opening down the left sideline for a 22-yard gain to the New Orleans 40 in the second quarter...Added a 14-yard grab over the middle at the end of

the drive on third-and-20 to help set up Mason Crosby's 27-yard field goal.

►**vs. Chicago Bears (11/9):** Started as the Packers opened up with two tight ends (Andrew Quarless)...Played a season-high 51 snaps and caught two passes for 6 yards (3.0 avg.).

►**vs. Philadelphia Eagles (11/16):** Played 43 snaps and caught a 19-yard pass in the first quarter to convert a third-and-10 on a drive that was later capped off with Rodgers' 6-yard TD pass to WR Davante Adams...On the play, came out of the slot on the right side with S Malcolm Jenkins covering him as Rodgers found him moving to his left for the 19-yard gain to the Philadelphia 16.

►**at Minnesota Vikings (11/23):** Scored his first pro TD when he caught a 1-yard pass from Rodgers with just over five minutes remaining in the first half...Even though it was just a 1-yard grab, the ball traveled much farther than that as the QB rolled out to his right before looking back to find the wide-open TE in the back-left corner of the end zone for the score.

►**vs. New England Patriots (11/30):** Played 29 snaps and caught a TD pass for the second straight game, hauling in a 32-yarder from Rodgers at the end of the first quarter to put Green Bay up 13-0...Went down the seam and made an over-the-shoulder grab in the end zone with S Eugene Chung covering him...Finished with two receptions for 35 yards (17.5 avg.).

►**vs. Atlanta Falcons (12/8):** Played 34 snaps, helping clear holes for a pair of 70-yard rushers in RBs James Starks (75) and Eddie Lacy (73).

►**at Buffalo Bills (12/14):** Played 19 snaps, helping the offense register a season-best average of 6.3 yards per carry as the Packers posted their second straight 155-yard effort on the ground (158 yards on 25 attempts), the team's first time doing so since Weeks 8-9 in 2013.

►**at Tampa Bay Buccaneers (12/21):** Appeared on 35 plays and caught two passes for 13 yards (6.5 avg.).

►**vs. Detroit Lions (12/28):** Played 31 snaps and caught a career-high five passes for 40 yards (8.0 avg.)...Three of his receptions went for first downs, also a career best...Early in the second quarter, caught an 18-yard pass down the middle to the Green Bay 36, making a diving grab down the seam with S James Ihedigbo covering him...Later on the drive, converted a third down with a 7-yard grab over the middle on third-and-1, absorbing a hit from S Glover Quin as he caught it...Added another third-down conversion early in the fourth quarter with a 6-yard catch to the Detroit 30 on third-and-4 on a drive that was capped off with QB Aaron Rodgers' 1-yard TD run that put Green Bay up 28-14.

►**vs. Dallas Cowboys (NFC Divisional, 1/11):** Played 21 snaps and caught a 13-yard TD pass with just over nine minutes remaining for what proved to be the game-winning score...Lined up in the slot on the right and came across the field to make the catch near the back of the end zone between CB Sterling Moore and S J.J. Wilcox.

37 Sam Shields, CB, 5th Year, Miami

• Had his finest statistical season in 2013, setting new career highs for starts (14), tackles (64), solo tackles (57) and passes defended (a team-high 25), and tied his previous career best with four INTs.

• Entered the NFL as a non-drafted free agent and earned the nickel cornerback job in 2010 as a rookie despite playing defense for just one season in college.

• Has 19 interceptions since 2010 (including playoffs), which ranks No. 3 in the NFL among active players behind only Seahawks CB Richard Sherman (24) and teammate Tramon Williams (22).

2014 Season: Started all 14 games he played in at RCB and posted 42 tackles (32 solo), two interceptions and 13 passes defended (No. 2 on the team)...Part of a secondary that helped Green Bay rank No. 7 in opponent passer rating (82.0) this season...Was named a Pro Bowl alternate...Was sidelined for two games due to a knee injury.

►**at Seattle Seahawks (9/4):** Appeared on all 70 defensive plays, recording three tackles (one solo) and a team-high two passes defended.

►**vs. N.Y. Jets (9/14):** Played 70 of 71 defensive snaps and registered a solo tackle and a pass defended...Part of a secondary that helped limit the

Jets to 166 net passing yards.

► **at Detroit Lions (9/21):** Appeared on 74 of 75 defensive snaps and helped limit WR Calvin Johnson to 82 yards on six receptions, his lowest yardage total of the season...Posted a season-high six tackles (all solo).

► **at Chicago Bears (9/28):** Recorded five tackles (three solo) and tied his career high with four passes defended, appearing on all 78 defensive plays...Helped limit WR Brandon Marshall to two receptions for 19 yards (9.5 avg.), Marshall's lowest yardage output in seven career games against Green Bay...Picked off QB Jay Cutler's pass intended for Marshall at the Green Bay 27 late in the third quarter, cutting across the field and returning the pick 62 yards down the right sideline to the Chicago 11, a turnover that set up QB Aaron Rodgers' 3-yard TD pass to WR Randall Cobb...The 62-yard INT return was the longest of Shields' career.

► **vs. Minnesota Vikings (10/2):** Played all 79 defensive snaps and posted a solo tackle...Helped limit the Vikings' top trio of receivers (Greg Jennings, Cordarrelle Patterson and Jarius Wright) to a combined 66 yards on seven receptions (9.4 avg.).

► **at Miami Dolphins (10/12):** Posted two tackles (one solo) and his second interception of the season...Late in the second quarter, ran stride for stride with WR Brian Hartline and made a leaping interception of QB Ryan Tannehill's deep pass intended for Hartline at the Green Bay 32...Left the game with just under four minutes remaining in the third quarter due to a knee injury and did not return.

► **vs. Carolina Panthers (10/19):** Inactive due to the knee injury.

► **at New Orleans Saints (10/26):** Inactive (knee) for the second straight game.

► **vs. Chicago Bears (11/9):** Returned to action after missing two games due to a knee injury, sliding back into his customary starting spot at RCB...Led the secondary with seven tackles (six solo) and added a pass defended on 60 snaps...The pass defended came when he nearly intercepted Cutler's pass intended for WR Alshon Jeffery near the goal line on fourth-and-goal from the 6 with just under eight minutes remaining in the first quarter.

► **vs. Philadelphia Eagles (11/16):** Started and played 72 snaps, tied for second most on the team...Registered seven tackles (all solo), including a stop of WR Jeremy Maclin for a 1-yard loss on a fourth-quarter pass.

► **at Minnesota Vikings (11/23):** Started and played 67 of 68 snaps, recording two solo tackles and a pass defended.

► **vs. New England Patriots (11/30):** Started, but departed early in the second quarter after sustaining a concussion as he tried to make a tackle of RB Brandon Bolden on a run...Posted an assisted tackle and a pass defended on 10 snaps.

► **vs. Atlanta Falcons (12/8):** Returned to action, appearing on 45 snaps and recording three tackles (two solo) and a pass defended...On S Morgan Burnett's 32-yard INT return in the second quarter, came from well behind Burnett on the sideline and ran across the field to deliver a punishing block on TE Levine Toilolo near the end of the return to spring Burnett for more yardage.

► **at Buffalo Bills (12/14):** Played 63 snaps and posted three tackles (one solo)...Part of a secondary that helped limit QB Kyle Orton to a 54.2 passer rating and 158 yards on 14-of-27 passing...Helped contain the starting WR duo of Sammy Watkins and Robert Woods to a combined 50 receiving yards on three receptions.

► **at Tampa Bay Buccaneers (12/21):** Played 44 snaps and registered a pass defended...Broke up QB Josh McCown's deep pass down the sideline intended for WR Mike Evans on a third-and-16 in the second quarter to force a Tampa Bay punt...Part of a defense that allowed just 106 total yards, the fewest given up by Green Bay since Dec. 21, 2006 (104 yards vs. Minnesota)...Helped limit QB Josh McCown to 147 yards on 12-of-26 passing with an INT for a 48.1 passer rating.

► **vs. Detroit Lions (12/28):** Played 55 snaps and posted a solo tackle...Helped limit Detroit's tandem of 1,000-yard receivers, Johnson and Golden Tate, to a combined seven catches for 84 yards (12.0 avg.).

► **vs. Dallas Cowboys (NFC Divisional, 1/11):** Appeared on 42 plays and posted two tackles (one solo) and a pass defended...Was

involved in one of the most significant plays of the game, running stride-for-stride with Pro Bowl WR Dez Bryant on a fourth-down pass with under five minutes remaining that was initially ruled a 31-yard catch down to the Green Bay 1 with the Packers protecting a 26-21 lead...After the Packers challenged the ruling on the field, the play was ruled incomplete as Bryant did not control the ball as he hit the ground, a pass breakup that gave Green Bay possession as the offense picked up two first downs to run out the clock in the win...Helped limit Bryant to just 38 yards receiving on three receptions (12.7 avg.), his lowest yardage output since Week 9 vs. Arizona.

71 Josh Sitton, G, 7th Year, Central Florida

• Was named second-team All-Pro by *The Associated Press* last season, the first Green Bay offensive lineman to be honored by *AP* since G Marco Rivera (second team) in 2003.

• Made the transition to left guard in 2013, starting all 16 games there after spending his first five seasons at right guard for the Packers.

• Has started 94 of a possible 96 games since 2009, the most by a Packers offensive lineman over that span.

• Was named to his first career Pro Bowl in 2012, becoming the first Green Bay guard to be selected since Rivera in 2004.

2014 Season: Started all 16 games at LG...Was named to his second career Pro Bowl, his first time being selected for the original team (injury replacement in 2012)...Was named second-team All-Pro by *The Associated Press* and first-team All-NFL and All-NFC by the PFWA...Part of an offense that ranked No. 1 in the NFL in points per game (30.4), No. 6 in the league in yards per game (386.1) and tied for No. 1 in the NFL in giveaways with a franchise-record 13...Part of a line that allowed just nine sacks in the last eight games, the second-fewest allowed by an offensive line in the league over the final eight games behind only Denver (eight)...Helped the line finish tied for No. 9 in the league in total sacks allowed with 30 on the season, the fewest given up by Green Bay since 2007 (19)...Part of an offense that set a franchise record with 356 first downs on the season.

► **at Seattle Seahawks (9/4):** Started at LG and appeared on all 62 offensive plays.

► **vs. N.Y. Jets (9/14):** Played all 71 snaps and protected QB Aaron Rodgers as he threw for 346 yards, the most posted by a QB against the Jets since Saints QB Drew Brees threw for 382 last season in Week 9.

► **at Detroit Lions (9/21):** Started at LG and played all 53 offensive snaps.

► **at Chicago Bears (9/28):** Appeared on all 52 snaps and helped protect Rodgers as he threw for 302 yards and four TDs on 22-of-28 passing for a 151.2 passer rating, the third-best single-game mark of Rodgers' career (min. 20 attempts) and the fifth-best rating in franchise history...Part of a line that allowed just one sack for 0 yards on the afternoon and helped the offense score on six of seven possessions.

► **vs. Minnesota Vikings (10/2):** Helped the offense record 42 points and a season-high 156 rushing yards on 28 attempts (5.6 avg.), including RB Eddie Lacy's season-best 105 yards and two TDs on 13 carries (8.1 avg.)...Lacy's average of 8.1 yards per carry was a career high (min. 10 attempts) and was the best average by a Green Bay RB in a 100-yard game since Brandon Jackson rushed for 115 yards on 10 attempts (11.5 avg.) at Washington on Oct. 10, 2010...Delivered a cut block on DT Linval Joseph to help spring Lacy for a 17-yard run in the first quarter...Sealed off DT Shariff Floyd on Lacy's season-long 28-yard run in the first quarter...Played 44 of 54 offensive snaps, departing with just over 10 minutes remaining (coach's decision) and the Packers leading 42-10.

► **at Miami Dolphins (10/12):** Appeared on all 80 snaps and was part of a line that helped the Green Bay offense rack up a season-high 27 first downs, 369 total yards and a 37:12 time of possession, the best mark by the Packers since Week 8 last season at Minnesota (40:54).

► **vs. Carolina Panthers (10/19):** Started and helped the offense score TDs on four of its first five possessions as Green Bay got out to a 28-0 lead...Blocked for Rodgers as he completed 19 of 22 passes for 255 yards and three TDs, a career-high completion percentage of 86.4 and a passer rating of 154.5 that was the second best of his career (min. 20 attempts)...

Played 49 of 58 offensive snaps, departing after Green Bay's final drive of the third quarter (coach's decision).

► **at New Orleans Saints (10/26):** Started and played 66 of 68 snaps, helping protect Rodgers on his way to 418 yards on 28-of-39 passing, the second-best yardage output of the QB's career and tied for the third-best total in franchise history...Helped Lacy (123) and WR Randall Cobb (126) become the first Green Bay RB/WR duo to both post 100 yards receiving in the same game since RB Eddie Lee Ivery (128) and WR Aundra Thompson (102) did so at Tampa Bay on Oct. 12, 1980...Did not play on Green Bay's final series (two snaps) due to a toe injury.

► **vs. Chicago Bears (11/9):** Was in the starting lineup despite missing practice time during the week due to the toe injury sustained at New Orleans in Week 8...Played 44 snaps, helping the offense rack up 55 points, which is tied for the third most in franchise history, and 451 total yards...Part of a line that didn't allow a sack and helped Rodgers throw for six TDs, which tied the single-game franchise record, with all of them coming in the first half as he tied Raiders QB Daryle Lamonica (1969) for the most in a first half in NFL history...Helped the offense score TDs on each of its first five possessions on the way to a 42-0 halftime lead, which tied the second-biggest halftime lead in league history...Got up the field to block LB Jonathan Bostic and help spring Lacy on a second-quarter screen pass that he took 56 yards for a touchdown.

► **vs. Philadelphia Eagles (11/16):** Started and played 57 snaps, departing in the fourth quarter (coach's decision) with the Packers holding a 53-20 lead...Helped the offense register 475 total yards, its second-highest output of the season, and 53 points as the Packers posted back-to-back 50-point games for the first time in franchise history...Protected Rodgers as he was sacked just once and as he threw for 341 yards and three TDs with no INTs, his seventh game on the season with three-plus TDs/zero INTs (tied for second in NFL history behind only Tom Brady's eight in 2007).

► **at Minnesota Vikings (11/23):** Started and played all 65 snaps as part of a line that allowed just one sack, bringing Green Bay's total to two sacks given up in the last three games...Helped clear the way for Lacy's season-high 125 rushing yards on 25 carries (5.0 avg.), with 55 of those coming in the fourth quarter, a career high for Lacy...With the Packers leading 24-21, cleared holes for Lacy to rush for 27 yards on five carries as Green Bay ran out the final 3:23 on the clock to clinch the win.

► **vs. New England Patriots (11/30):** Started and played all 73 snaps as the offense racked up 478 total yards, the most given up by New England on the season...Protected Rodgers as he threw for 368 yards (a season high at home) and two TDs on 24-of-38 passing, highlighted by 282 yards passing in the first half alone, Rodgers' fourth 275-yard first half in the last five games...Also helped clear the way for Lacy's 98 rushing yards on 21 carries (4.7 avg.), including four runs of 10-plus yards...Delivered a block on DT Chris Jones to help create a gaping hole for Lacy on his game-long 24-yard run on Green Bay's opening drive.

► **vs. Atlanta Falcons (12/8):** Started and appeared on all 68 snaps, helping the offense rack up season highs for total yards (502) and first downs (28)...Helped clear the way for a season-best 179 rushing yards on 30 attempts (6.0 avg), highlighted by a pair of 70-yard rushers in RBs James Starks (75 yards on 10 carries) and Lacy (73 yards on 13 carries)...Protected Rodgers as the line allowed just one sack and helped the QB throw for 327 yards and three TDs with no INTs on 24-of-36 passing (123.3 rating).

► **at Buffalo Bills (12/14):** Started and played all 71 snaps, helping the offense register a season-best average of 6.3 yards per carry as the Packers posted their second straight 155-yard effort on the ground (158 yards on 25 attempts), the team's first time doing so since Weeks 8-9 in 2013...Part of a line that allowed just one sack to a Buffalo defense that entered the game ranked No. 1 in the league in the category (48 in the first 13 games).

► **at Tampa Bay Buccaneers (12/21):** Started and played all 74 snaps, helping the offense rack up 431 total yards, Green Bay's sixth 400-yard game in the last eight contests...Part of a line that allowed just

one sack of Rodgers for the third straight game and protected him as he threw for 318 yards and a TD on 31-of-40 passing...Blocked for Lacy as he rushed for 99 yards on 17 carries (5.8 avg.), highlighted by a season-long 44-yard TD run late in the first quarter.

► **vs. Detroit Lions (12/28):** Started and played all 66 snaps, helping the offense register 377 total yards against a Detroit defense that entered the game ranked No. 2 in the NFL (295.9 ypg)...Part of a line that cleared the way for Green Bay's 152 rushing yards on 38 attempts (4.0 avg.) against a Detroit defense that entered the game ranked No. 1 in the league against the run (63.8 ypg), the most yards given up on the ground by the Lions all season, highlighted by Lacy's 100-yard effort on 26 attempts (3.8 avg.)...Member of a line that allowed just one sack (QB Matt Flynn in the third quarter) for the fourth consecutive game, the longest single-season streak of zero sacks or one sack allowed since Weeks 8-11 in 2007...Protected Rodgers as he threw for 226 yards and two TDs with no INTs for a 139.6 passer rating.

► **vs. Dallas Cowboys (NFC Divisional, 1/11):** Started and played all 68 snaps, helping the offense rack up 425 total yards, the fifth most in a game in franchise postseason history...Protected Rodgers as the line allowed just one sack and Rodgers connected on 24 of 35 passes for 316 yards and three TDs for a 125.4 rating...Helped clear the way for Lacy's 101 yards rushing on 19 carries (5.3 avg.), the first time ever that the Packers had a 100-yard rusher and a 300-yard passer in a playoff game.

44 James Starks, RB, 5th Year, Buffalo

• Rushed for 493 yards and a career-high three TDs on 89 carries in 2013, an average of 5.54 yards per carry that ranked No. 1 in the NFL among players with 80-plus attempts.

• Was tied for No. 2 in the NFL last season with three TD runs of 20-plus yards, trailing only Eagles RB LeSean McCoy (four).

• Rushed for a team-high 1,326 yards over the past three seasons (2011-13), highlighted by his club-high 578 rushing yards in 2011.

• Posted a league-leading 315 rushing yards in the 2010 postseason, third most ever by a rookie RB in the postseason behind only Washington's Timmy Smith (342 in 1987) and Baltimore's Jamal Lewis (338 in 2000).

2014 Season: Played in all 16 games for the first time in his career and rushed for 333 yards and two TDs on 85 attempts (3.9 avg.)...Added 18 catches for 140 yards (7.8 avg.)...Led the team in rushing in three games.

► **at Seattle Seahawks (9/4):** Led the team with 37 yards on just seven carries (5.3 avg), adding two receptions for 11 yards (5.5 avg.).

► **vs. N.Y. Jets (9/14):** Saw limited action on offense, but did not record any statistics.

► **at Detroit Lions (9/21):** Led the team with 38 rushing yards on eight attempts (4.8 avg.), including a 15-yard run off right tackle in the second quarter.

► **at Chicago Bears (9/28):** Saw limited action on offense and special teams.

► **vs. Minnesota Vikings (10/2):** Posted season highs for rushing attempts (12) and rushing yards (46), and added two receptions for 2 yards (1.0 avg.).

► **at Miami Dolphins (10/12):** Rushed for 31 yards on eight carries (3.9 avg.) and added two receptions for 11 yards (5.5 avg.)...Posted two key plays on Green Bay's game-winning 60-yard TD drive, picking up 12 yards on a carry on the first play of the series and then later catching a pass over the middle at the 28 and fighting his way to the Miami 20 for a 10-yard gain to convert a third-and-10.

► **vs. Carolina Panthers (10/19):** Rushed for 36 yards on seven carries (5.1 avg.), highlighted by his first TD of the season, a 13-yard TD run late in the first quarter...Took the handoff from Rodgers, bounced it out to the left and then ran through tackle attempts by S Thomas DeCoud and CB Melvin White to get into the end zone...Also had a 7-yard reception...Departed the game midway through the third quarter with an ankle injury and did not return.

► **at New Orleans Saints (10/26):** Played 14 snaps and rushed for 5 yards on two carries (2.5 avg.).

►**vs. Chicago Bears (11/9):** Saw action on 10 plays, carrying five times for 10 yards (2.0 avg.) on the evening.

►**vs. Philadelphia Eagles (11/16):** Rushed for 9 yards on eight carries (1.1 avg.) and caught two passes for 17 yards (8.5 avg.), including a season-long 14-yarder from QB Matt Flynn in the fourth quarter.

►**at Minnesota Vikings (11/23):** Saw limited action, playing four snaps on offense...Had one carry that he fumbled (loss of 4 yards), one that was recovered by WR Jordy Nelson at the Green Bay 42.

►**vs. New England Patriots (11/30):** Rushed one time for 2 yards and caught two passes for 34 yards (17.0), highlighted by a career-long 28-yard grab late in the first half that helped set up QB Aaron Rodgers' 45-yard TD pass to Nelson that put Green Bay up 23-14 at the half...Lined up in the backfield, he made an out-and-up move on DE Rob Ninkovich in the flat as Rodgers scrambled to his right and found him down the right sideline for a big gain out to the Green Bay 47.

►**vs. Atlanta Falcons (12/8):** Led the team with a season-high 75 rushing yards and a TD on 10 carries (7.5 avg.)...His average of 7.5 yards per carry was the second best in his career in games with 10 or more attempts...Matched his career-long run with a 41-yarder on Green Bay's final drive that clinched the win...With Green Bay leading 43-37, took the handoff from Rodgers off the left side before finding a hole as he took it down the sideline to the Atlanta 6.

►**at Buffalo Bills (12/14):** Rushed for 19 yards on four carries (4.8 avg.) and caught a pass for 10 yards.

►**at Tampa Bay Buccaneers (12/21):** Rushed seven times for 3 yards (0.4 avg.) and caught a season-high four passes for 22 yards (5.5 avg.).

►**vs. Detroit Lions (12/28):** Posted 26 rushing yards on five carries (5.2 avg.), highlighted by a 21-yard run on the Packers' opening drive on his first carry of the game...Found a hole between G T.J. Lang and T Bryan Bulaga and then made S James Ihedigbo miss at the second level as he took it down to the Detroit 7.

►**vs. Dallas Cowboys (NFC Divisional, 1/11):** Played 15 snaps, rushing five times for 16 yards (3.2 avg.)

65 Lane Taylor, G, 2nd Year, Oklahoma State

• One of three non-drafted rookie free agents to make Green Bay's opening-day roster in 2013, he went on to appear in 10 games last season.

• Played primarily on special teams but also saw limited action at right guard in his first season.

2014 Season: Played in all 16 games, seeing action on offense and special teams.

►**at Seattle Seahawks (9/4):** Saw limited action on special teams.

►**vs. N.Y. Jets (9/14):** Appeared on 10 plays on special teams.

►**at Detroit Lions (9/21):** Played six snaps on special teams.

►**at Chicago Bears (9/28):** Appeared on 13 plays on special teams.

►**vs. Minnesota Vikings (10/2):** Saw the most significant action of his career on offense, appearing on 10 snaps at LG for Josh Sitton (coach's decision) in the fourth quarter...Entered the game with just over 10 minutes remaining.

►**at Miami Dolphins (10/12):** Appeared on 10 snaps on special teams.

►**vs. Carolina Panthers (10/19):** Played nine snaps at LG for Sitton (coach's decision) in the fourth quarter after the veteran departed following Green Bay's final drive of the third quarter.

►**at New Orleans Saints (10/26):** Saw the most extensive action of his career, taking over at right guard for an injured T.J. Lang (ankle) following the first series of the game...Played 63 of 68 offensive snaps, helping protect QB Aaron Rodgers on his way to 418 yards on 28-of-39 passing, the second-best yardage output of the QB's career and tied for the third-best total in franchise history...Helped RB Eddie Lacy (123) and WR Randall Cobb (126) become the first Green Bay RB/WR duo to both post 100 yards receiving in the same game since RB Eddie Lee Ivey (128) and WR Aundra Thompson (102) did so at Tampa Bay on Oct. 12, 1980.

►**vs. Chicago Bears (11/9):** Saw time on offense and special teams, playing 23 snaps at RG in the second half in place of Lang (coach's decision)...Helped the Packers rush for 66 yards on 12 carries (5.5 avg.) in the

fourth quarter.

►**vs. Philadelphia Eagles (11/16):** Came in for RG T.J. Lang midway through the fourth quarter and played 12 snaps...Also appeared on 10 plays on special teams.

►**at Minnesota Vikings (11/23):** Entered the game for Lang (ankle) for the final six snaps of Green Bay's second drive of the day...Also played four snaps on special teams.

►**vs. New England Patriots (11/30):** Played seven snaps on special teams.

►**vs. Atlanta Falcons (12/8):** Came in as an extra tackle on RB Eddie Lacy's 1-yard TD run in the second quarter, lining up on the far right side of the line...Also played nine snaps on special teams.

►**at Buffalo Bills (12/14):** Played one snap on offense as an extra offensive lineman and four snaps on special teams.

►**at Tampa Bay Buccaneers (12/21):** Played five snaps on special teams.

►**vs. Detroit Lions (12/28):** Appeared on five plays on special teams and one on offense, appearing as an extra lineman in the first quarter for a goal-line run.

►**vs. Dallas Cowboys (NFC Divisional, 1/11):** Played four snaps on special teams.

16 Scott Tolzien, QB, 4th Year, Wisconsin

• Was on Green Bay's practice squad for the first eight games in 2013 before being signed to the active roster, appearing in three games with two starts on the season.

• Threw for 339 yards in his first career start (at N.Y. Giants, Week 11), the most by a Green Bay QB in his first start with the team in franchise history. Posted 619 passing yards in his first two NFL games, the most in franchise history and the fourth most in NFL history.

• Was on San Francisco's 53-man roster for the 2011-12 seasons, but did not appear in a game for the 49ers.

2014 Season: Was active but did not play in one contest and was inactive as the third QB for the other 15 games.

►**at Seattle Seahawks (9/4) – at Tampa Bay Buccaneers (12/21):** Inactive (healthy scratch).

►**vs. Detroit Lions (12/28):** Was active for the first time on the season, serving as the No. 3 QB, but did not play.

►**vs. Dallas Cowboys (NFC Divisional, 1/11):** Played four snaps on special teams.

73 JC Tretter, C/G, 2nd Year, Cornell

• Spent the majority of his rookie campaign on reserve/physically unable to perform after sustaining a significant ankle injury during the first practice of Organized Team Activities in the spring.

• Returned to practice on Nov. 19 and was activated to the 53-man roster on Dec. 10. Was a gameday inactive for the final three regular-season games and the Packers' playoff contest.

2014 Season: Was activated to the 53-man roster from injured reserve/designated for return on Nov. 3...Played in the final eight games.

►**at Seattle Seahawks (9/4):** Was placed on injured reserve/designated for return the day before the game.

►**vs. Chicago Bears (11/9):** Made his NFL debut, playing 23 snaps on offense and nine on special teams...Entered the game at LG in the third quarter in place of Josh Sitton (coach's decision) and then kicked out to LT in the fourth quarter for David Bakhtiari (coach's decision) with Garth Gerhart at LG...Helped the Packers rush for 66 yards on 12 carries (5.5 avg.) in the fourth quarter.

►**vs. Philadelphia Eagles (11/16):** Came in for LT David Bakhtiari midway through the fourth quarter and played 12 snaps...Also appeared on 10 plays on special teams.

►**at Minnesota Vikings (11/23):** Appeared on four plays on special teams.

►**vs. New England Patriots (11/30):** Played seven snaps on special teams.

►**vs. Atlanta Falcons (12/8):** Came in as an extra tackle on RB Eddie Lacy's 1-yard TD run in the second quarter, blocking DE Malliciah Goodman to help create a lane for Lacy...Also played eight snaps on special teams.

►**at Buffalo Bills (12/14):** Played the final 11 snaps of the game at RT in place of an injured Bryan Bulaga (concussion)...Also appeared on four plays earlier in the contest as an extra tackle and four on special teams.

►**at Tampa Bay Buccaneers (12/21):** Played five snaps as an extra lineman on offense and five on special teams.

►**vs. Detroit Lions (12/28):** Appeared on five plays on special teams and two on offense, appearing as an extra lineman in the first quarter for a pair of goal-line plays.

►**vs. Dallas Cowboys (NFC Divisional, 1/11):** Played four snaps on special teams.

38 Tramon Williams, CB, 8th Year, Louisiana Tech

- Has 22 interceptions since 2010 (including playoffs), which ranks No. 2 in the NFL over that span among active players (Seahawks CB Richard Sherman, 25).

- Has started 62 consecutive regular-season games for the Packers, the longest active streak with Green Bay among players on the defensive side of the ball.

- Ranked No. 1 in the NFL with a combined nine interceptions in 2010 (six in regular season, three in postseason).

- Posted 63 tackles, six interceptions and 23 passes defensed on his way to being selected to his first Pro Bowl in 2010 as an injury replacement.

2014 Season: Started all 16 games at LCB and registered 78 tackles (62 solo), three interceptions (tied for the team lead) and a team-high 16 passes defensed...Ranked No. 4 on the team in tackles...Part of a secondary that helped Green Bay rank No. 7 in the NFL in opponent passer rating (82.0) this season...Was named a Pro Bowl alternate.

►**at Seattle Seahawks (9/4):** Played all 70 defensive snaps and registered three tackles (all solo) and a pass defensed.

►**vs. N.Y. Jets (9/14):** Appeared on 70 of 71 defensive plays and recorded six tackles (four solo), two QB hits, an interception and two passes defensed...His interception proved to be a momentum-turning play, one that came with the Jets driving late in the first half with a 21-9 lead...Jumped in front of TE Zach Sudfeld to pick off QB Geno Smith's pass at the Green Bay 3...The turnover would turn into seven points as the Packers drove 97 yards in 10 plays to cut the Jets' halftime lead to 21-16.

►**at Detroit Lions (9/21):** Played all 75 defensive snaps and helped limit WR Calvin Johnson to 82 yards on six receptions, his lowest yardage total of the season...Led the secondary with eight tackles (seven solo) and added a pass defensed.

►**at Chicago Bears (9/28):** Appeared on all 78 defensive snaps and registered eight tackles (four solo) and two passes defensed...Helped limit WR Brandon Marshall to two receptions for 19 yards (9.5 avg.), Marshall's lowest yardage output in seven career games against Green Bay...Jumped a route to deflect QB Jay Cutler's pass intended for WR Josh Morgan near the Green Bay 20 in the third quarter, a deflection that went into the hands of LB Clay Matthews at the 25 and was returned 40 yards to the Chicago 35.

►**vs. Minnesota Vikings (10/2):** Played all 79 defensive snaps and posted a season-high nine tackles (eight solo) and two passes defensed...Helped limit the Vikings' top trio of receivers (Greg Jennings, Cordarrelle Patterson and Jarius Wright) to a combined 66 yards on seven receptions (9.4 avg.).

►**at Miami Dolphins (10/12):** Appeared on 35 snaps, recording four tackles (three solo), before departing the game with just over three minutes remaining in the third quarter (ankle) and did not return.

►**vs. Carolina Panthers (10/19):** Despite not practicing two days and being limited in the other practice due to an ankle injury, started his 53rd consecutive regular-season game...Recorded two tackles (one solo) and a pass defensed.

►**at New Orleans Saints (10/26):** Started and played 67 of 68 snaps,

recording six tackles (four solo) and a fumble recovery...Recovered a FB Erik Lorig fumble at the Green Bay 16 on a third-and-2, one that was forced by DT Letroy Guion, with just over a minute remaining in the contest.

►**vs. Chicago Bears (11/9):** Appeared on 52 plays and registered two solo tackles.

►**vs. Philadelphia Eagles (11/16):** Played 60 snaps, recording six tackles (four solo) and an interception...Matched up against WR Jeremy Maclin in the fourth quarter, got in front of him as Maclin slipped to pick off QB Mark Sanchez's pass near the sideline.

►**at Minnesota Vikings (11/23):** Appeared on 64 plays, tying for the team lead with two passes defensed while adding three solo tackles.

►**vs. New England Patriots (11/30):** Played all 56 snaps and matched his season high with a team-best nine tackles (eight solo)...Brought down WR Julian Edelman on a short pass over the middle late in the first quarter after he picked up 4 yards on third-and-5 to force a three-and-out.

►**vs. Atlanta Falcons (12/8):** Played all 67 snaps, registering three tackles (two solo) and a pass defensed...Made a leaping breakup of a QB Matt Ryan pass early in the second quarter, nearly picking off the pass intended for WR Roddy White down the right sideline.

►**at Buffalo Bills (12/14):** Played 64 snaps and posted two solo tackles, an interception and a team-high two passes defensed...On the interception late in the second quarter, ran stride for stride with WR Sammy Watkins to make a leaping interception of Kyle Orton's pass intended for the rookie wideout down the right sideline at the Green Bay 34...Part of a secondary that helped limit Orton to a 54.2 passer rating and 158 yards on 14-of-27 passing...Helped contain the starting WR duo of Watkins and Robert Woods to a combined 50 receiving yards on three receptions.

►**at Tampa Bay Buccaneers (12/21):** Played all 49 snaps and registered three solo tackles...Part of a defense that allowed just 106 total yards, the fewest given up by Green Bay since Dec. 21, 2006 (104 yards vs. Minnesota)...Helped limit QB Josh McCown to 147 yards on 12-of-26 passing with an INT for a 48.1 passer rating.

►**vs. Detroit Lions (12/28):** Played all 69 snaps and posted four tackles (all solo) and a pass defensed...Broke up a short pass from QB Matthew Stafford over the middle intended for Johnson in the first quarter...Helped limit Detroit's tandem of 1,000-yard receivers, Johnson and Golden Tate, to a combined seven catches for 84 yards (12.0 avg.)...With the Packers leading 30-20 with less than two minutes remaining in the game, dove on P Sam Martin's onside kick at the Detroit 47.

►**vs. Dallas Cowboys (NFC Divisional, 1/11):** Played 52 snaps and posted two solo tackles and a pass defensed...With the Packers trailing 14-7 late in the first half, broke up a deep pass on third-and-1 intended for WR Terrance Williams near the pylon, forcing the Cowboys to settle for a field goal that would be blocked by DE Datone Jones...Helped limit Pro Bowl WR Dez Bryant to just 38 yards receiving on three receptions (12.7 avg.), his lowest yardage output since Week 9 vs. Arizona.

National Football League Game Summary

NFL Copyright © 2014 by The National Football League. All rights reserved. This summary and play-by-play is for the express purpose of assisting media in their coverage of the game; any other use of this material is prohibited without the written permission of the National Football League. Updated: 1/12/2015

Date: Sunday, 1/11/2015

Dallas Cowboys at Green Bay Packers

Start Time: 12:05 PM CST

at Lambeau Field, Green Bay, WI

Game Day Weather

Game Weather: Cloudy

Temp: 24° F (-4.4° C) Humidity: 62%, Wind: 0 mph

Played Outdoor on Turf: DD GrassMaster

Officials

Referee: Steratore, Gene (114)

Umpire: Schuster, Bill (129)

Head Linesman: McKenzie, Dana (8)

Line Judge: Baynes, Rusty (59)

Side Judge: Hill, Tom (97)

Field Judge: Brown, Terry (43)

Back Judge: Prukop, Todd (30)

Replay Official: Spysma, Bill ()

Lineups

Dallas Cowboys

Offense		Defense	
WR 88	D.Bryant	LDE 99	G.Selvie
TE 82	J.Witten	DT 96	N.Hayden
LT 77	T.Smith	DT 98	T.Crawford
LG 65	R.Leary	RDE 92	J.Mincey
C 72	T.Frederick	SLB 54	B.Carter
RG 70	Z.Martin	MLB 55	R.McClain
RT 78	J.Parnell	LCB 39	B.Carr
WR 83	T.Williams	RCB 32	O.Scandrick
QB 9	T.Romo	SS 42	B.Church
RB 29	D.Murray	FS 27	J.Wilcox
FB 44	T.Clutts	CB 26	S.Moore

Green Bay Packers

Offense		Defense	
WR 87	J.Nelson	LDE 93	J.Boyd
LT 69	D.Bakhtiari	NT 98	L.Guion
LG 71	J.Sitton	RDE 76	M.Daniels
C 63	C.Linsley	BLB 50	A.Hawk
RG 70	T.Lang	LOLB 56	J.Peppers
RT 75	B.Bulaga	MLB 58	S.Barrington
WR 17	D.Adams	ROLB 52	C.Matthews
WR 18	R.Cobb	LCB 38	T.Williams
QB 12	A.Rodgers	RCB 37	S.Shields
RB 27	E.Lacy	SS 42	M.Burnett
FB 30	J.Kuhn	FS 21	H.Clinton-Dix

Substitutions

K 5 D.Bailey, P 6 C.Jones, WR 11 C.Beasley, WR 15 D.Street, WR 17 D.Harris, CB 20 T.Patmon, RB 21 J.Randle, RB 25 L.Dunbar, S 37 C.Spillman, S 38 J.Heath, LB 51 K.Wilber, LB 53 C.Lawrence, LB 56 D.Watson, LB 59 A.Hitchens, DT 66 K.Bishop, T 67 T.Hills, G 73 M.Bernadeau, TE 84 J.Hanna, TE 89 G.Escobar, DE 90 D.Lawrence, LS 91 L.Ladouceur, DE 93 A.Spencer, DT 95 J.Price-Brent

Substitutions

K 2 M.Crosby, P 8 T.Masthay, WR 11 J.Boykin, CB 24 J.Bush, S 28 S.Richardson, CB 29 C.Hayward, CB 31 D.House, S 32 C.Banjo, DB 33 M.Hyde, RB 44 J.Starks, LB 53 N.Perry, LB 59 B.Jones, LS 61 B.Goode, DT 64 M.Pennel, G 65 L.Taylor, C/G 73 J.Tretter, TE 81 A.Quarless, TE 86 B.Bostick, TE 89 R.Rodgers, LB 91 J.Elliott, DE 95 D.Jones, LB/DE 96 M.Neal

Did Not Play

QB 3 B.Weeden

Did Not Play

QB 10 M.Flynn, QB 16 S.Tolzien

Not Active

QB 10 D.Vaughan, LB 57 K.Smith, LB 58 J.Anderson, T 68 D.Free, T 71 D.Hawkins, DE 79 K.Boatright, DT 97 T.McClain

Not Active

RB 26 D.Harris, CB 39 D.Goodson, LB 54 C.Bradford, C 72 G.Gerhart, TE 80 J.Perillo, WR 83 J.Janis, DT 99 B.Gaston

Field Goals (made () & missed)

Player	Attempts	Made	Missed	OT	Total	
D.Bailey	50B					
M.Crosby	(40)	(30)				
VISITOR:	Dallas Cowboys	7	7	7	0	21
HOME:	Green Bay Packers	7	3	10	6	26

Scoring Plays

Team	Qtr	Time	Play Description (Extra Point) (Drive Info)	Visitor	Home
Packers	1	8:30	A.Quarless 4 yd. pass from A.Rodgers (M.Crosby kick) (10-60, 4:22)	0	7
Cowboys	1	1:05	T.Clutts 1 yd. pass from T.Romo (D.Bailey kick) (12-62, 7:25)	7	7
Cowboys	2	8:19	T.Williams 38 yd. pass from T.Romo (D.Bailey kick) (5-64, 2:53)	14	7
Packers	2	0:00	M.Crosby 40 yd. Field Goal (5-38, 0:29)	14	10
Packers	3	7:46	M.Crosby 30 yd. Field Goal (6-32, 3:18)	14	13
Cowboys	3	4:12	D.Murray 1 yd. run (D.Bailey kick) (6-80, 3:34)	21	13
Packers	3	1:41	D.Adams 46 yd. pass from A.Rodgers (M.Crosby kick) (7-90, 2:31)	21	20
Packers	4	9:10	R.Rodgers 13 yd. pass from A.Rodgers (pass failed) (8-80, 4:19)	21	26

Paid Attendance: 79,704

Time: 3:06

Dallas Cowboys vs Green Bay Packers
1/11/2015 at Lambeau Field

Final Individual Statistics

Dallas Cowboys

Green Bay Packers

RUSHING						RUSHING											
	ATT	YDS	AVG	LG	TD		ATT	YDS	AVG	LG	TD						
D.Murray	25	123	4.9	30	1	E.Lacy	19	101	5.3	29	0						
J.Randle	2	15	7.5	13	0	J.Starks	5	16	3.2	6	0						
T.Romo	1	7	7.0	7	0	J.Kuhn	1	4	4.0	4	0						
						R.Cobb	1	2	2.0	2	0						
						A.Rodgers	4	-4	-1.0	0	0						
Total	28	145	5.2	30	1	Total	30	119	4.0	29	0						
PASSING									PASSING								
ATT	CMP	YDS	SK/YD	TD	LG	IN	RT		ATT	CMP	YDS	SK/YD	TD	LG	IN	RT	
T.Romo	19	15	191	4/21	2	38	0	143.6	A.Rodgers	35	24	316	1/10	3	46	0	125.4
Total	19	15	191	4/21	2	38	0	143.6	Total	35	24	316	1/10	3	46	0	125.4
PASS RECEIVING								PASS RECEIVING									
TAR	REC	YDS	AVG	LG	TD			TAR	REC	YDS	AVG	LG	TD				
J.Witten	7	6	71	11.8	18	0		R.Cobb	11	8	116	14.5	31	0			
D.Bryant	4	3	38	12.7	20	0		D.Adams	11	7	117	16.7	46	1			
C.Beasley	3	3	38	12.7	18	0		A.Quarless	4	4	31	7.8	13	1			
T.Williams	2	1	38	38.0	38	1		J.Nelson	5	2	22	11.0	11	0			
D.Murray	2	1	5	5.0	5	0		R.Rodgers	1	1	13	13.0	13	1			
T.Clutts	1	1	1	1.0	1	1		E.Lacy	1	1	10	10.0	10	0			
								J.Kuhn	2	1	7	7.0	7	0			
Total	19	15	191	12.7	38	2		Total	35	24	316	13.2	46	3			
INTERCEPTIONS						INTERCEPTIONS											
NO	YDS	AVG	LG	TD		NO	YDS	AVG	LG	TD							
Total	0	0	0	0	0	Total	0	0	0	0							
PUNTING								PUNTING									
NO	YDS	AVG	NET	TB	IN20	LG		NO	YDS	AVG	NET	TB	IN20	LG			
C.Jones	2	97	48.5	38.5	1	0	60	T.Masthay	2	75	37.5	34.0	0	0	40		
Total	2	97	48.5	38.5	1	0	60	Total	2	75	37.5	34.0	0	0	40		
PUNT RETURNS								PUNT RETURNS									
NO	YDS	AVG	FC	LG	TD			NO	YDS	AVG	FC	LG	TD				
D.Harris	2	7	3.5	0	4	0		M.Hyde	0	0	0.0	1	0	0			
								[TOUCHBACK]	1	0	0.0	0	0	0			
Total	2	7	3.5	0	4	0		Total	0	0	0.0	1	0	0			
KICKOFF RETURNS								KICKOFF RETURNS									
NO	YDS	AVG	FC	LG	TD			NO	YDS	AVG	FC	LG	TD				
D.Harris	4	92	23.0	0	30	0		R.Cobb	2	28	14.0	0	23	0			
[TOUCHBACK]	1	0	0.0	0	0	0		M.Hyde	1	20	20.0	0	20	0			
								[TOUCHBACK]	1	0	0.0	0	0	0			
Total	4	92	23.0	0	30	0		Total	3	48	16.0	0	23	0			

Dallas Cowboys

FUMBLES											
	FUM	LOST	OWN-REC	YDS	TD	FORCED	OPP-REC	YDS	TD	OUT-BDS	
T.Romo	2	0	2	0	0	0	0	0	0	0	
D.Murray	1	1	0	0	0	0	0	0	0	0	
J.Mincey	0	0	0	0	0	1	1	0	0	0	
C.Spillman	0	0	0	0	0	1	0	0	0	0	
Total	3	1	2	0	0	2	1	0	0	0	

Green Bay Packers

FUMBLES											
	FUM	LOST	OWN-REC	YDS	TD	FORCED	OPP-REC	YDS	TD	OUT-BDS	
A.Rodgers	2	1	1	-9	0	0	0	0	0	0	
R.Cobb	1	0	0	0	0	0	0	0	0	0	
A.Quarless	0	0	1	0	0	0	0	0	0	0	
J.Peppers	0	0	0	0	0	2	0	0	0	0	
D.Jones	0	0	0	0	0	0	1	0	0	0	
Total	3	1	2	-9	0	2	1	0	0	0	

Final Team Statistics

	Visitor Cowboys	Home Packers
TOTAL FIRST DOWNS	21	23
By Rushing	9	6
By Passing	9	16
By Penalty	3	1
THIRD DOWN EFFICIENCY	4-8-50%	9-14-64%
FOURTH DOWN EFFICIENCY	0-1-0%	0-0-0%
TOTAL NET YARDS	315	425
Total Offensive Plays (inc. times thrown passing)	51	66
Average gain per offensive play	6.2	6.4
NET YARDS RUSHING	145	119
Total Rushing Plays	28	30
Average gain per rushing play	5.2	4.0
Tackles for a loss-number and yards	0-0	3-3
NET YARDS PASSING	170	306
Times thrown - yards lost attempting to pass	4-21	1-10
Gross yards passing	191	316
PASS ATTEMPTS-COMPLETIONS-HAD INTERCEPTED	19-15-0	35-24-0
Avg gain per pass play (inc.# thrown passing)	7.4	8.5
KICKOFFS Number-In End Zone-Touchbacks	4-1-1	5-3-1
PUNTS Number and Average	2-48.5	2-37.5
Had Blocked	0	0
FGs - PATs Had Blocked	1-0	0-0
Net Punting Average	38.5	34.0
TOTAL RETURN YARDAGE (Not Including Kickoffs)	7	0
No. and Yards Punt Returns	2-7	0-0
No. and Yards Kickoff Returns	4-92	3-48
No. and Yards Interception Returns	0-0	0-0
PENALTIES Number and Yards	5-35	10-87
FUMBLES Number and Lost	3-1	3-1
TOUCHDOWNS	3	3
Rushing	1	0
Passing	2	3
EXTRA POINTS Made-Attempts	3-3	2-3
Kicking Made-Attempts	3-3	2-2
Passing Made-Attempts	0-0	0-1
FIELD GOALS Made-Attempts	0-1	2-2
RED ZONE EFFICIENCY	2-2-100%	2-3-67%
GOAL TO GO EFFICIENCY	2-2-100%	1-1-100%
SAFETIES	0	0
FINAL SCORE	21	26
TIME OF POSSESSION	30:39	29:21

Ball Possession And Drive Chart

Dallas Cowboys

#	Time Recd	Time Lost	Time Poss	How Ball Obtained	Drive Began	# Play	Yds Gain	Yds Pen	Net Yds	1st Down	Last Scrm	How Given Up
1	15:00	12:52	2:08	Kickoff	DAL 23	3	0	0	0	0	DAL 23	Punt
2	8:30	1:05	7:25	Kickoff	DAL 38	12	51	11	62	6	* GB 1	Touchdown
3	11:12	8:19	2:53	Fumble	DAL 36	5	64	0	64	3	GB 38	Touchdown
4	5:37	0:29	5:08	Punt	DAL 19	12	54	-5	49	3	GB 32	Missed FG
5	12:19	11:04	1:15	Punt	DAL 20	2	1	21	22	1	DAL 41	Fumble
6	7:46	4:12	3:34	Kickoff	DAL 20	6	80	0	80	5	* GB 1	Touchdown
7	1:41	13:29	3:12	Kickoff	DAL 25	5	15	0	15	1	DAL 40	Punt
8	9:10	4:06	5:04	Kickoff	DAL 18	7	50	0	50	2	GB 32	Downs

(199) Average DAL 25

Green Bay Packers

#	Time Recd	Time Lost	Time Poss	How Ball Obtained	Drive Began	# Play	Yds Gain	Yds Pen	Net Yds	1st Down	Last Scrm	How Given Up
1	12:52	8:30	4:22	Punt	GB 40	10	60	0	60	5	* DAL 4	Touchdown
2	1:05	11:12	4:53	Kickoff	GB 32	11	22	10	32	3	DAL 27	Fumble
3	8:19	5:37	2:42	Kickoff	GB 20	6	15	0	15	1	GB 35	Punt
4	0:29	0:00	0:29	Missed FG	GB 40	5	38	0	38	2	DAL 22	Field Goal
5	15:00	12:19	2:41	Kickoff	GB 34	6	14	0	14	1	GB 48	Punt
6	11:04	7:46	3:18	Fumble	DAL 44	6	47	-15	32	1	* DAL 12	Field Goal
7	4:12	1:41	2:31	Kickoff	GB 10	7	95	-5	90	3	DAL 46	Touchdown
8	13:29	9:10	4:19	Punt	GB 20	8	80	0	80	5	* DAL 13	Touchdown
9	4:06	0:00	4:06	Downs	GB 33	9	45	-10	35	2	DAL 31	End of Game

(285) Average GB 32

* inside opponent's 20

Time of Possession by Quarter

	1st	2nd	3rd	4th	OT	Total
Visitor Dallas Cowboys	9:33	8:01	6:30	6:35		30:39
Home Green Bay Packers	5:27	6:59	8:30	8:25		29:21

Kickoff Drive No.-Start Average

Cowboys: 5 - DAL 25

Packers: 4 - GB 24

Dallas Cowboys vs Green Bay Packers
1/11/2015 at Lambeau Field

Final Defensive Statistics

Dallas Cowboys	Regular Defensive Plays											Special Teams					Misc				
	TKL	AST	COMB	SK	/ YDS	TFL	Q	IN	PD	FF	FR	TKL	AST	FF	FR	BL	TKL	AST	FF	FR	
B.Carter	6	3	9	0	0	1	0	0	0	0	0	0	0	0	0	0	0	0	0	0	0
B.Church	7	1	8	0	0	0	0	0	0	0	0	0	0	0	0	0	0	0	0	0	0
J.Heath	7	0	7	0	0	0	0	0	0	0	0	0	0	0	0	0	0	0	0	0	0
A.Hitchens	5	1	6	0	0	0	1	0	0	0	0	0	0	0	0	0	0	0	0	0	0
G.Selvie	4	1	5	0	0	0	0	0	0	0	0	0	0	0	0	0	0	0	0	0	0
J.Mincey	3	2	5	0	0	1	0	0	0	1	1	0	0	0	0	0	0	0	0	0	0
K.Bishop	2	3	5	0	0	1	0	0	0	0	0	0	0	0	0	0	0	0	0	0	0
B.Carr	3	0	3	0	0	0	0	0	0	0	0	0	0	0	0	0	0	0	0	0	0
O.Scandrick	3	0	3	0	0	0	0	0	0	0	0	0	0	0	0	0	0	0	0	0	0
S.Moore	3	0	3	0	0	0	0	0	0	0	0	0	0	0	0	0	0	0	0	0	0
D.Lawrence	1	0	1	1	10	1	1	0	0	0	0	0	0	0	0	0	0	0	0	0	0
N.Hayden	1	0	1	0	0	0	0	0	0	0	0	0	0	0	0	0	0	0	0	0	0
R.McClain	0	1	1	0	0	0	0	0	0	0	0	0	0	0	0	0	0	0	0	0	0
A.Spencer	0	1	1	0	0	0	0	0	0	0	0	0	0	0	0	0	0	0	0	0	0
T.Patmon	0	0	0	0	0	0	0	0	0	0	0	2	0	0	0	0	0	0	0	0	0
C.Spillman	0	0	0	0	0	0	0	0	0	0	0	1	0	1	0	0	0	0	0	0	0
C.Lawrence	0	0	0	0	0	0	0	0	0	0	0	1	0	0	0	0	0	0	0	0	0
Z.Martin	0	0	0	0	0	0	0	0	0	0	0	0	0	0	0	0	1	0	0	0	0
T.Romo	0	0	0	0	0	0	0	0	0	0	0	0	0	0	0	0	0	0	0	0	2
Total	45	13	58	1	10	4	2	0	0	1	1	4	0	1	0	0	1	0	0	0	2

TKL = Tackle AST = Assist COMB = Combined QH=QB Hit IN = Interception PD = Pass Defense FF = Forced Fumble FR = Fumble Recovery

Green Bay Packers	Regular Defensive Plays											Special Teams					Misc				
	TKL	AST	COMB	SK	/ YDS	TFL	QH	IN	PD	FF	FR	TKL	AST	FF	FR	BL	TKL	AST	FF	FR	
H.Clinton-Dix	5	1	6	0	0	0	0	0	0	0	0	0	0	0	0	0	0	0	0	0	0
J.Peppers	4	2	6	1	5	1	0	0	0	2	0	0	0	0	0	0	0	0	0	0	0
M.Neal	4	2	6	0.5	1.5	0	1	0	0	0	0	0	0	0	0	0	0	0	0	0	0
S.Barrington	3	3	6	0	0	0	0	0	0	0	0	0	0	0	0	0	0	0	0	0	0
L.Guion	3	2	5	0	0	0	1	0	0	0	0	0	0	0	0	0	0	0	0	0	0
N.Perry	3	1	4	1.5	10.5	1	2	0	0	0	0	0	0	0	0	0	0	0	0	0	0
C.Matthews	2	2	4	0	0	0	1	0	0	0	0	0	0	0	0	0	0	0	0	0	0
B.Jones	2	1	3	0	0	0	0	0	0	0	0	1	0	0	0	0	0	0	0	0	0
M.Burnett	2	1	3	0	0	0	0	0	0	0	0	1	0	0	0	0	0	0	0	0	0
M.Daniels	1	2	3	0.5	2.5	0	1	0	0	0	0	0	0	0	0	0	0	0	0	0	0
A.Hawk	1	2	3	0	0	0	0	0	0	0	0	0	0	0	0	0	0	0	0	0	0
T.Williams	2	0	2	0	0	0	0	0	1	0	0	0	0	0	0	0	0	0	0	0	0
D.Jones	1	1	2	0.5	1.5	0	1	0	0	0	1	0	0	0	0	1	0	0	0	0	0
S.Shields	1	1	2	0	0	0	0	0	1	0	0	0	0	0	0	0	0	0	0	0	0
J.Boyd	1	1	2	0	0	0	0	0	0	0	0	0	0	0	0	0	0	0	0	0	0
M.Hyde	1	0	1	0	0	0	1	0	0	0	0	0	0	0	0	0	0	0	0	0	0
C.Hayward	1	0	1	0	0	0	0	0	0	0	0	0	0	0	0	0	0	0	0	0	0
M.Pennel	1	0	1	0	0	0	0	0	0	0	0	0	0	0	0	0	0	0	0	0	0
J.Elliott	0	0	0	0	0	0	0	0	0	0	0	2	0	0	0	0	0	0	0	0	0
J.Boykin	0	0	0	0	0	0	0	0	0	0	0	1	0	0	0	0	0	0	0	0	0
J.Bush	0	0	0	0	0	0	0	0	0	0	0	0	1	0	0	0	0	0	0	0	0
D.House	0	0	0	0	0	0	0	0	0	0	0	0	1	0	0	0	0	0	0	0	0
A.Quarless	0	0	0	0	0	0	0	0	0	0	0	0	0	0	1	0	0	0	0	0	0
A.Rodgers	0	0	0	0	0	0	0	0	0	0	0	0	0	0	0	0	1	0	0	0	1
Total	38	22	60	4	21	2	8	0	2	2	1	5	2	0	1	1	1	0	0	0	1

Play By Play

First Quarter

1/11/2015

DAL wins toss, elects to Receive, and GB elects to defend the North goal.

M.Crosby kicks 69 yards from GB 35 to DAL -4. D.Harris to DAL 23 for 27 yards (B.Jones).

Dallas Cowboys at 15:00, (1st play from scrimmage 14:53)

- 1-10-DAL 23 (14:53) D.Murray up the middle to DAL 28 for 5 yards (A.Hawk; J.Boyd).
 2-5-DAL 28 (14:14) D.Murray left end pushed ob at DAL 28 for no gain (S.Barrington).
 3-5-DAL 28 (13:38) (Shotgun) T.Romo sacked at DAL 23 for -5 yards (J.Peppers). FUMBLES (J.Peppers), and recovers at DAL 23. T.Romo to DAL 23 for no gain (J.Peppers).
 4-10-DAL 23 (12:59) C.Jones punts 37 yards to GB 40, Center-L.Ladouceur, fair catch by M.Hyde.

Green Bay Packers at 12:52

- 1-10-GB 40 (12:52) (Shotgun) E.Lacy up the middle to GB 39 for -1 yards (B.Carter, R.McClain).
 2-11-GB 39 (12:24) (No Huddle, Shotgun) A.Rodgers pass short left to J.Nelson to 50 for 11 yards (B.Carr). P1
1-10-50 (11:56) (No Huddle, Shotgun) E.Lacy right end to DAL 31 for 19 yards (J.Heath, G.Selvie). R2
1-10-DAL 31 (11:28) (No Huddle, Shotgun) E.Lacy right end to DAL 26 for 5 yards (G.Selvie).
 2-5-DAL 26 (10:57) (No Huddle, Shotgun) E.Lacy right tackle to DAL 16 for 10 yards (J.Heath). R3
1-10-DAL 16 (10:23) (No Huddle, Shotgun) E.Lacy left tackle to DAL 8 for 8 yards (B.Church).
 2-2-DAL 8 (9:43) (No Huddle, Shotgun) E.Lacy right tackle to DAL 4 for 4 yards (K.Bishop). R4
1-4-DAL 4 (9:19) (No Huddle, Shotgun) E.Lacy left end to DAL 4 for no gain (J.Mincey; B.Church).
 2-4-DAL 4 (8:38) (Shotgun) A.Rodgers pass incomplete short left to D.Adams.
 3-4-DAL 4 **(8:34) (Shotgun) A.Rodgers pass short middle to A.Quarless for 4 yards, TOUCHDOWN.** P5
 M.Crosby extra point is GOOD, Center-B.Goode, Holder-T.Masthay.

DAL 0 GB 7, 10 plays, 60 yards, 4:22 drive, 6:30 elapsed

M.Crosby kicks 57 yards from GB 35 to DAL 8. D.Harris to DAL 38 for 30 yards (J.Boykin).

Dallas Cowboys at 8:30, (1st play from scrimmage 8:24)

- 1-10-DAL 38 (8:24) D.Murray right guard to DAL 44 for 6 yards (T.Williams, J.Peppers).
 2-4-DAL 44 (7:51) T.Romo pass incomplete short middle to J.Witten.
 3-4-DAL 44 (7:48) (Shotgun) T.Romo pass incomplete short right to D.Murray.
PENALTY on GB-B.Jones, Defensive Holding, 5 yards, enforced at DAL 44 - No Play. X1
1-10-DAL 49 (7:44) D.Murray right end to DAL 49 for no gain (A.Hawk; M.Burnett).
PENALTY on DAL-Z.Martin, Offensive Holding, 10 yards, enforced at DAL 49 - No Play.
 1-20-DAL 39 (7:22) (Shotgun) T.Romo pass short left to C.Beasley to GB 43 for 18 yards (H.Clinton-Dix, M.Burnett).
 2-2-GB 43 (6:42) D.Murray left end to GB 42 for 1 yard (M.Neal; M.Daniels).
 3-1-GB 42 (6:01) D.Murray left end to GB 40 for 2 yards (C.Matthews). R2
1-10-GB 40 (5:20) T.Romo scrambles left end to GB 33 for 7 yards (N.Perry).
 2-3-GB 33 (4:36) D.Murray left end to GB 30 for 3 yards (N.Perry). R3
1-10-GB 30 (3:52) (Shotgun) T.Romo pass short middle to J.Witten to GB 22 for 8 yards (B.Jones).
 2-2-GB 22 (3:08) D.Murray right guard to GB 21 for 1 yard (J.Boyd, S.Barrington). GB-J.Boyd was injured during the play.
 3-1-GB 21 (2:30) T.Hills reported in as eligible. D.Murray up the middle to GB 19 for 2 yards (H.Clinton-Dix). R4
1-10-GB 19 (1:55) D.Murray right end to GB 17 for 2 yards (D.Jones).
 2-8-GB 17 (1:14) (Shotgun) T.Romo pass incomplete deep right to T.Williams.
PENALTY on GB-T.Williams, Defensive Pass Interference, 16 yards, enforced at GB 17 - No Play. X5
1-1-GB 1 **(1:09) T.Romo pass short right to T.Clutts for 1 yard, TOUCHDOWN [C.Matthews].** P6
 D.Bailey extra point is GOOD, Center-L.Ladouceur, Holder-C.Jones.

DAL 7 GB 7, 12 plays, 62 yards, 2 penalties, 7:25 drive, 13:55 elapsed

D.Bailey kicks 56 yards from DAL 35 to GB 9. R.Cobb to GB 32 for 23 yards (T.Patmon).

Green Bay Packers at 1:05, (1st play from scrimmage 0:59)

- 1-10-GB 32 (:59) (Shotgun) J.Starks right guard to GB 36 for 4 yards (B.Church, B.Carter).
 2-6-GB 36 (:27) (No Huddle, Shotgun) A.Rodgers pass incomplete deep right to R.Cobb.
 3-6-GB 36 (:22) (No Huddle, Shotgun) A.Rodgers sacked at GB 31 for -5 yards (J.Mincey).
PENALTY on DAL-B.Carr, Defensive Holding, 5 yards, enforced at GB 36 - No Play. X6

Dallas Cowboys vs Green Bay Packers at Lambeau Field

END OF QUARTER

	Score	Time Poss	First Downs				Efficiencies	
			R	P	X	T	3 Down	4 Down
Dallas Cowboys	7	9:33	3	1	2	6	2/3	0/0
Green Bay Packers	7	5:27	3	2	1	6	1/1	0/0

Second Quarter

1/11/2015

Play By Play

Green Bay Packers continued.

<u>1-10-GB 41</u>	(15:00) (Shotgun) A.Rodgers pass incomplete short left to J.Kuhn.	
2-10-GB 41	(14:55) (No Huddle, Shotgun) J.Starks left tackle to GB 40 for -1 yards (J.Mincey, B.Carter).	
3-11-GB 40	(14:22) (No Huddle, Shotgun) A.Rodgers pass incomplete deep right to J.Nelson. <i>PENALTY on DAL-A.Spencer, Defensive Offside, 5 yards, enforced at GB 40 - No Play.</i>	
3-6-GB 45	(14:15) (No Huddle, Shotgun) A.Rodgers pass short middle to R.Cobb to DAL 43 for 12 yards (O.Scandrick).	P7
<u>1-10-DAL 43</u>	(13:43) (No Huddle, Shotgun) J.Starks left tackle to DAL 39 for 4 yards (A.Hitchens; K.Bishop).	
2-6-DAL 39	(13:15) (No Huddle, Shotgun) J.Starks left tackle to DAL 36 for 3 yards (G.Selvie).	
3-3-DAL 36	(12:39) (No Huddle, Shotgun) J.Starks left end to DAL 30 for 6 yards (A.Hitchens).	R8
<u>1-10-DAL 30</u>	(12:04) (No Huddle, Shotgun) A.Rodgers pass short right to R.Cobb to DAL 27 for 3 yards (S.Moore).	
2-7-DAL 27	(11:27) (No Huddle, Shotgun) A.Rodgers pass incomplete deep middle to D.Adams.	
3-7-DAL 27	(11:21) (No Huddle, Shotgun) A.Rodgers FUMBLES (Aborted) at DAL 32, and recovers at DAL 32. A.Rodgers to DAL 34 for -2 yards (J.Mincey). FUMBLES (J.Mincey), RECOVERED by DAL-J.Mincey at DAL 36. J.Mincey to DAL 36 for no gain (A.Rodgers).	

Dallas Cowboys at 11:12

1-10-DAL 36	(11:12) D.Murray right tackle to DAL 43 for 7 yards (M.Neal).	
2-3-DAL 43	(10:33) D.Murray left end to DAL 48 for 5 yards (L.Guion).	R7
<u>1-10-DAL 48</u>	(9:48) (Shotgun) T.Romo pass short left to C.Beasley pushed ob at GB 41 for 11 yards (C.Hayward).	P8
<u>1-10-GB 41</u>	(9:14) D.Murray left end to GB 38 for 3 yards (J.Peppers).	
2-7-GB 38	(8:29) (Shotgun) T.Romo pass short right to T.Williams for 38 yards, TOUCHDOWN. D.Bailey extra point is GOOD, Center-L.Ladouceur, Holder-C.Jones. <i>PENALTY on GB-D.House, Defensive Offside, 5 yards, enforced between downs.</i>	P9

DAL 14 GB 7, 5 plays, 64 yards, 2:53 drive, 6:41 elapsed

D.Bailey kicks 60 yards from DAL 40 to end zone, Touchback.

Green Bay Packers at 8:19

1-10-GB 20	(8:19) (Shotgun) E.Lacy right end to GB 21 for 1 yard (G.Selvie).	
2-9-GB 21	(7:46) (No Huddle, Shotgun) A.Rodgers pass short left to D.Adams pushed ob at GB 22 for 1 yard (O.Scandrick).	
3-8-GB 22	(7:15) (No Huddle, Shotgun) A.Rodgers pass short right to J.Nelson to GB 33 for 11 yards (B.Carr).	P9
<u>1-10-GB 33</u>	(6:41) (No Huddle, Shotgun) A.Rodgers pass incomplete short left to R.Cobb.	
2-10-GB 33	(6:37) (No Huddle, Shotgun) E.Lacy up the middle to GB 35 for 2 yards (A.Spencer; K.Bishop).	
3-8-GB 35	(5:52) (No Huddle, Shotgun) A.Rodgers pass incomplete deep right to J.Nelson.	
4-8-GB 35	(5:47) T.Masthay punts 40 yards to DAL 25, Center-B.Goode. D.Harris to DAL 33 for 8 yards (J.Elliott). <i>PENALTY on DAL-K.Wilber, Illegal Block Above the Waist, 10 yards, enforced at DAL 29.</i>	

Dallas Cowboys at 5:37

1-10-DAL 19	(5:37) D.Murray right tackle to DAL 20 for 1 yard (A.Hawk).	
2-9-DAL 20	(4:54) (Shotgun) T.Romo pass short left to D.Bryant to DAL 28 for 8 yards (M.Neal).	
3-1-DAL 28	(4:21) D.Murray left guard to DAL 32 for 4 yards (M.Pennel, A.Hawk).	R10
<u>1-10-DAL 32</u>	(3:47) D.Murray right guard to DAL 35 for 3 yards (L.Guion).	
2-7-DAL 35	(3:08) (Shotgun) T.Romo pass incomplete short middle to D.Murray.	
3-7-DAL 35	(3:04) (Shotgun) T.Romo pass short middle to J.Witten to GB 47 for 18 yards (H.Clinton-Dix).	P11
<u>1-10-GB 47</u>	(2:21) D.Murray left tackle to GB 42 for 5 yards (L.Guion).	

Two-Minute Warning

2-5-GB 42	(2:00) (Shotgun) T.Romo pass short left to J.Witten to GB 36 for 6 yards (M.Burnett) [L.Guion].	P12
<u>1-10-GB 36</u>	(1:18) D.Murray left end to GB 33 for 3 yards (S.Barrington; J.Peppers).	
2-7-GB 33	(:48) (No Huddle, Shotgun) T.Romo pass short left to J.Witten to GB 25 for 8 yards (S.Barrington; C.Matthews). The Replay Official challenged the first down ruling, and the play was REVERSED. (No Huddle, Shotgun) T.Romo pass short left to J.Witten to GB 27 for 6 yards (S.Barrington; C.Matthews). Timeout #1 by DAL at 00:40.	
3-1-GB 27	(:40) (Shotgun) T.Romo FUMBLES (Aborted) at GB 32, and recovers at GB 38. T.Romo pass incomplete deep right to T.Williams (T.Williams). DAL-T.Williams was injured during the play. Timeout #2 by DAL at 00:34. time out due to Dallas #83 injury	
4-1-GB 27	(:34) (Field Goal formation) <i>PENALTY on DAL-L.Ladouceur, False Start, 5 yards, enforced at GB 27 - No Play.</i>	
4-6-GB 32	(:34) D.Bailey 50 yard field goal is BLOCKED (D.Jones), Center-L.Ladouceur, Holder-C.Jones.	

Green Bay Packers at 0:29

Dallas Cowboys vs Green Bay Packers at Lambeau Field

- 1-10-GB 40 (:29) (No Huddle, Shotgun) A.Rodgers pass short middle to R.Cobb to DAL 48 for 12 yards (B.Carter).
The Replay Official challenged the pass completion ruling, and the play was Upheld. The ruling on the field stands.
Timeout #1 by GB at 00:22. P10
- 1-10-DAL 48 (:22) (Shotgun) A.Rodgers sacked at GB 42 for -10 yards (D.Lawrence).
Timeout #2 by GB at 00:16.
- 2-20-GB 42 (:16) (Shotgun) A.Rodgers pass deep left to R.Cobb ran ob at DAL 27 for 31 yards. P11
- 1-10-DAL 27 (:08) (No Huddle, Shotgun) A.Rodgers pass short right to D.Adams to DAL 22 for 5 yards (B.Carter).
Timeout #3 by GB at 00:03.
Timeout #3 by DAL at 00:03.
- 2-5-DAL 22 (:03) **M.Crosby 40 yard field goal is GOOD, Center-B.Goode, Holder-T.Masthay.**

DAL 14 GB 10, 5 plays, 38 yards, 0:29 drive, 15:00 elapsed

END OF QUARTER

	Score	Time Poss	First Downs				Efficiencies	
			R	P	X	T	3 Down	4 Down
Dallas Cowboys	14	8:01	2	4	0	6	2/3	0/0
Green Bay Packers	10	6:59	1	4	0	5	3/5	0/0

Third Quarter

1/11/2015

Play By Play

GB elects to Receive, and DAL elects to defend the South goal.

D.Bailey kicks 51 yards from DAL 35 to GB 14. M.Hyde pushed ob at GB 34 for 20 yards (C.Lawrence).

Green Bay Packers at 15:00, (1st play from scrimmage 14:53)

- 1-10-GB 34 (14:53) (Shotgun) E.Lacy right guard to GB 39 for 5 yards (B.Church).
 2-5-GB 39 (14:18) (No Huddle, Shotgun) E.Lacy left end to GB 43 for 4 yards (B.Church, J.Mincey).
 3-1-GB 43 (13:43) (No Huddle, Shotgun) E.Lacy left tackle to GB 44 for 1 yard (G.Selvie, B.Carter). R12
1-10-GB 44 (13:17) (Shotgun) A.Rodgers pass incomplete short right to J.Nelson.
 2-10-GB 44 (13:12) (No Huddle, Shotgun) E.Lacy up the middle to GB 48 for 4 yards (B.Church).
 3-6-GB 48 (12:32) (No Huddle, Shotgun) A.Rodgers pass incomplete deep right to R.Cobb.
 4-6-GB 48 (12:27) T.Masthay punts 35 yards to DAL 17, Center-B.Goode. D.Harris to DAL 20 for 3 yards (J.Bush; D.House).

Dallas Cowboys at 12:19

- 1-10-DAL 20 (12:19) D.Murray right guard to DAL 20 for no gain (M.Neal).
 2-10-DAL 20 (11:37) (Shotgun) T.Romo pass incomplete deep right to D.Bryant.
PENALTY on GB-T.Williams, Defensive Pass Interference, 16 yards, enforced at DAL 20 - No Play. X13
 Green Bay challenged the tipped pass ruling, and the play was Upheld. The ruling on the field stands. (Timeout #1.)
1-10-DAL 36 (11:32) *PENALTY on GB-C.Matthews, Defensive Offside, 5 yards, enforced at DAL 36 - No Play.*
 1-5-DAL 41 (11:11) D.Murray right end to DAL 42 for 1 yard (J.Peppers). FUMBLES (J.Peppers), RECOVERED by GB-D.Jones at DAL 44. D.Jones to DAL 44 for no gain (Z.Martin).

Green Bay Packers at 11:04

- 1-10-DAL 44 (11:04) (Shotgun) E.Lacy left end to DAL 45 for -1 yards (K.Bishop).
 2-11-DAL 45 (10:22) (Shotgun) E.Lacy left end to DAL 16 for 29 yards (B.Church). R13
1-10-DAL 16 (9:45) (No Huddle, Shotgun) J.Kuhn up the middle to DAL 12 for 4 yards (J.Mincey).
 2-6-DAL 12 (9:03) (Shotgun) A.Rodgers pass short right to D.Adams to DAL 7 for 5 yards (S.Moore).
PENALTY on GB-T.Lang, Unnecessary Roughness, 15 yards, enforced at DAL 7.
 3-16-DAL 22 (8:29) (Shotgun) A.Rodgers pass short middle to E.Lacy to DAL 12 for 10 yards (B.Carr).
 4-6-DAL 12 (7:49) **M.Crosby 30 yard field goal is GOOD, Center-B.Goode, Holder-T.Masthay.**

DAL 14 GB 13, 6 plays, 32 yards, 3:18 drive, 7:14 elapsed
--

M.Crosby kicks 65 yards from GB 35 to end zone, Touchback.

Dallas Cowboys at 7:46

- 1-10-DAL 20 (7:46) T.Romo pass deep middle to D.Bryant to DAL 40 for 20 yards (S.Shields, H.Clinton-Dix). P14
1-10-DAL 40 (7:03) D.Murray left tackle to DAL 45 for 5 yards (S.Barrington, L.Guion).
 2-5-DAL 45 (6:27) J.Randle left end to GB 42 for 13 yards (C.Matthews, S.Shields). R15
1-10-GB 42 (5:40) (Shotgun) T.Romo pass short right to J.Witten to GB 27 for 15 yards (M.Burnett) [M.Hyde]. P16
1-10-GB 27 (4:51) D.Murray right end pushed ob at GB 1 for 26 yards (H.Clinton-Dix). R17
1-1-GB 1 (4:16) **T.Hills reported in as eligible. D.Murray left end for 1 yard, TOUCHDOWN.** R18
 D.Bailey extra point is GOOD, Center-L.Ladouceur, Holder-C.Jones.

DAL 21 GB 13, 6 plays, 80 yards, 3:34 drive, 10:48 elapsed

D.Bailey kicks 50 yards from DAL 35 to GB 15. R.Cobb to GB 21 for 6 yards (C.Spillman). FUMBLES (C.Spillman), recovered by GB-A.Quarless at GB 23. A.Quarless to GB 23 for no gain (T.Patmon).

PENALTY on GB-B.Jones, Offensive Holding, 10 yards, enforced at GB 20.

Green Bay Packers at 4:12, (1st play from scrimmage 4:04)

- 1-10-GB 10 (4:04) (Shotgun) A.Rodgers pass short left to J.Kuhn to GB 17 for 7 yards (B.Carter).
 2-3-GB 17 (3:32) (No Huddle, Shotgun) A.Rodgers pass incomplete deep right to D.Adams [A.Hitchens].
 3-3-GB 17 (3:21) (No Huddle, Shotgun) A.Rodgers pass short left to D.Adams pushed ob at GB 33 for 16 yards (J.Heath). P14
1-10-GB 33 (2:38) (Shotgun) A.Rodgers pass deep middle to R.Cobb to DAL 41 for 26 yards (J.Heath). P15
1-10-DAL 41 (2:00) (No Huddle, Shotgun) A.Rodgers pass incomplete short middle to J.Nelson.
 Timeout #1 by DAL at 01:55.
 2-10-DAL 41 (1:55) (Shotgun) A.Rodgers pass incomplete short middle to D.Adams.
 3-10-DAL 41 (1:55) (No Huddle, Shotgun) *PENALTY on GB-A.Quarless, False Start, 5 yards, enforced at DAL 41 - No Play.*
 3-15-DAL 46 (1:52) (Shotgun) **A.Rodgers pass deep middle to D.Adams for 46 yards, TOUCHDOWN.** P16
 M.Crosby extra point is GOOD, Center-B.Goode, Holder-T.Masthay.

DAL 21 GB 20, 7 plays, 90 yards, 2:31 drive, 13:19 elapsed

Dallas Cowboys vs Green Bay Packers at Lambeau Field

M.Crosby kicks 67 yards from GB 35 to DAL -2. D.Harris to DAL 25 for 27 yards (M.Burnett).

Dallas Cowboys at 1:41, (1st play from scrimmage 1:35)

1-10-DAL 25 (1:35) D.Murray left end to DAL 30 for 5 yards (M.Neal).

2-5-DAL 30 (:50) (Shotgun) T.Romo pass short middle to J.Witten to DAL 48 for 18 yards (H.Clinton-Dix).

P19

1-10-DAL 48 (:09) T.Romo sacked at DAL 40 for -8 yards (N.Perry).

END OF QUARTER

	Score	Time Poss	First Downs				Efficiencies	
			R	P	X	T	3 Down	4 Down
Dallas Cowboys	21	6:30	3	3	1	7	0/0	0/0
Green Bay Packers	20	8:30	2	3	0	5	3/5	0/0

Fourth Quarter

1/11/2015

Play By Play

Dallas Cowboys continued.

- 2-18-DAL 40 (15:00) (Shotgun) T.Romo sacked at DAL 35 for -5 yards (sack split by N.Perry and M.Daniels).
 3-23-DAL 35 (14:12) (Shotgun) T.Romo pass short right to D.Murray to DAL 40 for 5 yards (C.Matthews; B.Jones).
 4-18-DAL 40 (13:37) C.Jones punts 60 yards to end zone, Center-L.Ladouceur, Touchback.

Green Bay Packers at 13:29

- 1-10-GB 20 (13:29) (Shotgun) A.Rodgers pass short right to A.Quarless pushed ob at GB 33 for 13 yards (A.Hitchens) P17
1-10-GB 33 (12:57) (No Huddle, Shotgun) R.Cobb right guard to GB 35 for 2 yards (A.Hitchens).
 2-8-GB 35 (12:21) (No Huddle, Shotgun) A.Rodgers pass short left to D.Adams pushed ob at DAL 47 for 18 yards (S.Moore) P18
1-10-DAL 47 (11:44) (No Huddle, Shotgun) A.Rodgers pass short left to R.Cobb to DAL 41 for 6 yards (J.Heath, K.Bishop).
 2-4-DAL 41 (11:19) (No Huddle, Shotgun) A.Rodgers pass short right to R.Cobb to DAL 27 for 14 yards (B.Carter) P19
1-10-DAL 27 (10:43) (No Huddle, Shotgun) A.Rodgers pass short left to A.Quarless pushed ob at DAL 21 for 6 yards (A.Hitchens).
 2-4-DAL 21 (10:05) (No Huddle, Shotgun) A.Rodgers pass short middle to A.Quarless to DAL 13 for 8 yards (J.Heath) P20
 Timeout #2 by GB at 09:17.
1-10-DAL 13 (9:10) (Shotgun) A.Rodgers pass short left to R.Rodgers for 13 yards, TOUCHDOWN. P21
 TWO-POINT CONVERSION ATTEMPT. A.Rodgers pass to A.Quarless is incomplete. ATTEMPT FAILS.

DAL 21 GB 26, 8 plays, 80 yards, 4:19 drive, 5:50 elapsed

M.Crosby kicks 55 yards from GB 35 to DAL 10. D.Harris to DAL 18 for 8 yards (J.Elliott).

Dallas Cowboys at 9:10, (1st play from scrimmage 9:05)

- 1-10-DAL 18 (9:05) D.Murray right guard to DAL 48 for 30 yards (M.Hyde) R20
1-10-DAL 48 (8:22) J.Randle right tackle to 50 for 2 yards (M.Daniels).
 2-8-50 (7:45) (Shotgun) T.Romo pass short right to D.Bryant to GB 40 for 10 yards (T.Williams) P21
1-10-GB 40 (7:09) D.Murray right guard to GB 38 for 2 yards (S.Barrington, L.Guion).
 2-8-GB 38 (6:26) (Shotgun) T.Romo sacked at GB 41 for -3 yards (sack split by M.Neal and D.Jones).
 3-11-GB 41 (5:34) (Shotgun) T.Romo pass short middle to C.Beasley to GB 32 for 9 yards (B.Jones).
 4-2-GB 32 (4:42) (Shotgun) T.Romo pass deep left to D.Bryant to GB 1 for 31 yards (S.Shields).
 Green Bay challenged the pass completion ruling, and the play was REVERSED.
 (Shotgun) T.Romo pass incomplete deep left to D.Bryant (S.Shields). Yard marker changed due to change of possession.

Green Bay Packers at 4:06

- 1-10-GB 33 (4:06) (Shotgun) E.Lacy right end to GB 35 for 2 yards (B.Church).
 2-8-GB 35 (3:19) (Shotgun) E.Lacy left end to GB 40 for 5 yards (N.Hayden).
 3-3-GB 40 (2:36) (Shotgun) A.Rodgers pass short left to D.Adams to DAL 34 for 26 yards (J.Heath) P22
 Timeout #2 by DAL at 02:24.
1-10-DAL 34 (2:24) (Shotgun) PENALTY on GB-A.Quarless, False Start, 5 yards, enforced at DAL 34 - No Play.
 1-15-DAL 39 (2:24) (Shotgun) E.Lacy left end to DAL 38 for 1 yard (B.Carter).
 Timeout #3 by DAL at 02:17.
 2-14-DAL 38 (2:17) (Shotgun) E.Lacy right end to DAL 35 for 3 yards (A.Hitchens).

Two-Minute Warning

- 3-11-DAL 35 (2:00) (Shotgun) A.Rodgers pass short right to R.Cobb to DAL 23 for 12 yards (O.Scandrick) P23
 PENALTY on GB-R.Cobb, Delay of Game, 5 yards, enforced between downs.
1-10-DAL 28 (1:43) A.Rodgers kneels to DAL 30 for -2 yards.
 2-12-DAL 30 (1:04) A.Rodgers kneels to DAL 31 for -1 yards.
 3-13-DAL 31 (:29) A.Rodgers kneels to DAL 32 for -1 yards.

END OF QUARTER

	Score	Time Poss	First Downs				Efficiencies	
			R	P	X	T	3 Down	4 Down
Dallas Cowboys	21	6:35	1	1	0	2	0/2	0/1
Green Bay Packers	26	8:25	0	7	0	7	2/3	0/0

Miscellaneous Statistics Report

Dallas Cowboys vs Green Bay Packers

1/11/2015 at Lambeau Field

Ten Longest Plays for Dallas Cowboys

Yards	Qtr	Play Start	Play Description
38	2	2-7-GB 38	(8:29) (Shotgun) T.Romo pass short right to T.Williams for 38 yards, TOUCHDOWN.
30	4	1-10-DAL 18	(9:05) D.Murray right guard to DAL 48 for 30 yards (M.Hyde).
26	3	1-10-GB 27	(4:51) D.Murray right end pushed ob at GB 1 for 26 yards (H.Clinton-Dix).
20	3	1-10-DAL 20	(7:46) T.Romo pass deep middle to D.Bryant to DAL 40 for 20 yards (S.Shields, H.Clinton-Dix).
18	1	1-20-DAL 39	(7:22) (Shotgun) T.Romo pass short left to C.Beasley to GB 43 for 18 yards (H.Clinton-Dix, M.Burnett).
18	2	3-7-DAL 35	(3:04) (Shotgun) T.Romo pass short middle to J.Witten to GB 47 for 18 yards (H.Clinton-Dix).
18	3	2-5-DAL 30	(:50) (Shotgun) T.Romo pass short middle to J.Witten to DAL 48 for 18 yards (H.Clinton-Dix).
15	3	1-10-GB 42	(5:40) (Shotgun) T.Romo pass short right to J.Witten to GB 27 for 15 yards (M.Burnett) [M.Hyde].
13	3	2-5-DAL 45	(6:27) J.Randle left end to GB 42 for 13 yards (C.Matthews, S.Shields).
11	2	1-10-DAL 48	(9:48) (Shotgun) T.Romo pass short left to C.Beasley pushed ob at GB 41 for 11 yards (C.Hayward).

Ten Longest Plays for Green Bay Packers

Yards	Qtr	Play Start	Play Description
46	3	3-15-DAL 46	(1:52) (Shotgun) A.Rodgers pass deep middle to D.Adams for 46 yards, TOUCHDOWN.
31	2	2-20-GB 42	(:16) (Shotgun) A.Rodgers pass deep left to R.Cobb ran ob at DAL 27 for 31 yards.
29	3	2-11-DAL 45	(10:22) (Shotgun) E.Lacy left end to DAL 16 for 29 yards (B.Church).
26	3	1-10-GB 33	(2:38) (Shotgun) A.Rodgers pass deep middle to R.Cobb to DAL 41 for 26 yards (J.Heath).
26	4	3-3-GB 40	(2:36) (Shotgun) A.Rodgers pass short left to D.Adams to DAL 34 for 26 yards (J.Heath).
19	1	1-10-50	(11:56) (No Huddle, Shotgun) E.Lacy right end to DAL 31 for 19 yards (J.Heath, G.Selvie).
18	4	2-8-GB 35	(12:21) (No Huddle, Shotgun) A.Rodgers pass short left to D.Adams pushed ob at DAL 47 for 18 yards (S.Moore).
16	3	3-3-GB 17	(3:21) (No Huddle, Shotgun) A.Rodgers pass short left to D.Adams pushed ob at GB 33 for 16 yards (J.Heath).
14	4	2-4-DAL 41	(11:19) (No Huddle, Shotgun) A.Rodgers pass short right to R.Cobb to DAL 27 for 14 yards (B.Carter).
13	4	1-10-GB 20	(13:29) (Shotgun) A.Rodgers pass short right to A.Quarless pushed ob at GB 33 for 13 yards (A.Hitchens).

Touchdown Scoring Information

		Offense	Defense	Special Teams
VISITOR	Dallas Cowboys	3	0	0
HOME	Green Bay Packers	3	0	0

Player Scoring Information

Club	Player	TD	Rush TD	Rec TD	KO TD	Punt TD	Int TD	Fum TD	Misc TD	FG	XP	2Pt Rush	2Pt Rec	Sfty	Points
DAL	D.Murray	0	1	0	0	0	0	0	0	0	0	0	0	0	6
DAL	T.Williams	0	0	1	0	0	0	0	0	0	0	0	0	0	6
DAL	T.Clutts	0	0	1	0	0	0	0	0	0	0	0	0	0	6
DAL	D.Bailey	0	0	0	0	0	0	0	0	0	3	0	0	0	3
GB	M.Crosby	0	0	0	0	0	0	0	0	2	2	0	0	0	8
GB	D.Adams	0	0	1	0	0	0	0	0	0	0	0	0	0	6
GB	A.Quarless	0	0	1	0	0	0	0	0	0	0	0	0	0	6
GB	R.Rodgers	0	0	1	0	0	0	0	0	0	0	0	0	0	6

Possession Detail

	First Half		Second Half		Game	
	Visitor	Home	Visitor	Home	Visitor	Home
Largest Lead	7	7	8	5	8	7
Drives Leading	1	0	3	1	4	1
Time of Possession Leading	5:08	0:00	8:01	4:06	13:09	4:06
Largest Deficit	-7	-7	-5	-8	-7	-8
Drives Trailing	1	2	1	4	2	6
Time of Possession Trailing	7:25	3:11	5:04	12:49	12:29	16:00
Times Score Tied Up		1		0		1
Lead Changes		2		1		3

Playtime Percentage

Percent of playtime per player on offense, defense and special teams

Dallas Cowboys

Green Bay Packers

		Offense	Defense	Special Teams				Offense	Defense	Special Teams		
J Witten	TE	55	100%	4	19%	J Sitton	G	68	100%	4	19%	
J Parnell	T	55	100%	4	19%	T Lang	G	68	100%	4	19%	
T Smith	T	55	100%	4	19%	B Bulaga	T	68	100%	4	19%	
R Leary	G	55	100%	4	19%	D Bakhtiari	T	68	100%	4	19%	
T Frederick	C	55	100%	4	19%	A Rodgers	QB	68	100%			
Z Martin	G	55	100%	4	19%	J Nelson	WR	68	100%			
T Romo	QB	55	100%			C Linsley	C	68	100%			
D Bryant	WR	47	85%			R Cobb	WR	62	91%	5	24%	
D Murray	RB	45	82%			D Adams	WR	61	90%			
T Williams	WR	38	69%			A Quarless	TE	38	56%	4	19%	
C Beasley	WR	20	36%			E Lacy	RB	38	56%			
G Escobar	TE	19	35%	8	38%	J Kuhn	FB	30	44%			
J Hanna	TE	18	33%	12	57%	R Rodgers	TE	21	31%			
T Clutts	FB	13	24%	5	24%	J Starks	RB	15	22%			
D Harris	WR	8	15%	13	62%	J Boykin	WR	7	10%	13	62%	
L Dunbar	RB	4	7%	9	43%	M Burnett	SS		55	100%	5	24%
D Street	WR	4	7%			C Matthews	LB		55	100%	4	19%
J Randle	RB	2	4%	9	43%	H Clinton-Dix	FS		55	100%		
T Hills	T	2	4%			T Williams	CB		52	95%		
J Wilcox	FS			8	38%	M Daniels	DE		46	84%	4	19%
O Scandrick	CB			6	29%	S Barrington	LB		46	84%	2	10%
B Carr	CB			4	19%	S Shields	CB		42	76%	2	10%
B Carter	LB			7	33%	L Guion	NT		38	69%	1	5%
S Moore	CB					M Neal	LB		37	67%	4	19%
N Hayden	DT			8	38%	J Peppers	LB		33	60%	4	19%
J Mincey	DE			4	19%	M Hyde	FS		32	58%	6	29%
B Church	SS			4	19%	D Jones	DE		29	53%	8	38%
T Crawford	DE			5	24%	N Perry	LB		21	38%		
A Hitchens	LB			4	19%	A Hawk	LB		18	33%	4	19%
G Selvie	DE			4	19%	J Boyd	DE		11	20%	6	29%
A Spencer	DE					S Richardson	SS		9	16%	17	81%
K Bishop	DT			4	19%	C Hayward	CB		9	16%	5	24%
D Lawrence	DE			3	14%	B Jones	LB		8	15%	17	81%
J Heath	FS			8	38%	M Pannel	NT		6	11%	5	24%
T Patmon	CB			6	29%	J Bush	CB		2	4%	17	81%
J Price-Brent	DT					B Bostick	TE				13	62%
R McClain	LB			9	13%	C Banjo	FS				13	62%
K Wilber	LB			7	10%	D House	CB				13	62%
C Spillman	SS			13	62%	J Elliott	LB				13	62%
C Lawrence	LB			13	62%	M Crosby	K				9	43%
D Watson	LB			9	43%	B Goode	LS				6	29%
D Bailey	K			8	38%	T Masthay	P				6	29%
C Jones	P			6	29%	J Tretter	C				4	19%
L Ladouceur	LS			6	29%	L Taylor	G				4	19%
M Bernadeau	G			4	19%							