



**PACKERS**



**BEARS**

*Packers Weekly Media Information Packet*

GREEN BAY PACKERS **VS** CHICAGO BEARS

Sunday, September 13, 2015 @ 12 noon CDT • Soldier Field





# THE DOPE SHEET

OFFICIAL PROGRAM AND PUBLICATION, ACME-PACKERS FOOTBALL TEAM.

Packers Public Relations • Lambeau Field Atrium • 1265 Lombardi Avenue • Green Bay, WI 54304 • 920/569-7500 • 920/569-7201 fax  
Jason Wahlers, Aaron Popkey, Sarah Quick, Tom Fanning, Nathan LoCascio

VOL. XVII; NO. 7

GREEN BAY, SEPT. 8, 2015

WEEK 1

## GREEN BAY (0-0) AT CHICAGO (0-0)

Sunday, Sept. 13 • Soldier Field • 12 p.m. CDT

### PACKERS TAKE ON THE BEARS IN REGULAR-SEASON OPENER

The Green Bay Packers will travel to Chicago to take on the Bears at Soldier Field this Sunday.

- It will be the first time since 1981 that the Packers have opened the regular season at Chicago.
- For the third year in a row and just the fourth time in 10 seasons under Head Coach **Mike McCarthy** (2010), the Packers will open the season on the road. It is the first time since 1977-79 that the Packers have opened on the road for three consecutive seasons.
- The last time Green Bay opened the season with a road game against a division opponent was at Detroit in 2005.
- Including playoffs, the Packers have won five straight games at Soldier Field and six of the last seven at the stadium. Green Bay has held Chicago to 20 points or less in seven of the last eight games at Soldier Field.
- Sunday will mark game No. 191 in the NFL's oldest rivalry. The Bears hold a 93-91-6 edge in the series, which includes two playoff games (1-1).
- This will mark the 53rd time the two teams have met in the month of September, with both teams recording 24 wins (24-24-4). Only seven of those September matchups took place in Chicago, and the Packers were 5-2 in those games, including a 38-17 win last season.
- The Packers have won four of the last five matchups against the Bears in games played in September.
- Under McCarthy, the Packers are 13-6 against the Bears during the regular and postseason, including 7-3 on the road.
- In all but one of the 13 wins under McCarthy, Green Bay has scored at least 20 points.
- In the 13 seasons of the NFC North (2002-14), the Packers (eight) and Bears (three) have accounted for 11 division titles.
- Sunday is the Packers lone NFC North game in the first eight contests. Green Bay will finish the regular season with five of the final eight games against division opponents.



### RODGERS AND THE BEARS

- With **Aaron Rodgers** as the starting quarterback, Green Bay is 12-3 during the regular and postseason against the Bears, with one loss coming in 2013 after Rodgers left the game with an injury after the first series.
- In the 15 games against Chicago, Rodgers has an overall passer rating of 106.2 and has thrown for a passer rating over 100.0 in five of the last eight matchups.
- Rodgers has guided Green Bay to four consecutive regular-season wins at Chicago, throwing for a combined 1,208 yards, 12 touchdowns, three interceptions and a passer rating of 115.2 in the four contests.
- In the two games against the Bears last season, Rodgers completed 40 of 55 passes for 617 yards, 10 touchdowns, zero interceptions and a passer rating of 149.0. Green Bay scored 38 and 55 points in the two matchups against Chicago last season.

### WITH THE CALL

FOX Sports, now in its 22nd season as an NFL network television partner, will broadcast the game to a regional audience.

- Play-by-play man **Joe Buck** joins color commentator **Troy Aikman** and sideline reporter **Erin Andrews**.
- Milwaukee's WTMJ (620 AM), airing Green Bay games since November 1929, heads up the Packers Radio Network that is made up of 50 stations in five states. **Wayne Larrivee** (play-by-play) and two-time Packers Pro Bowler **Larry McCarren** (color) call the action. McCarren first joined the team's broadcasts in 1995 and enters his 21st season calling Packers' games. McCarren has four times been voted Wisconsin Sportscaster of the Year by the National Sportscasters and Sportswriters Association. After originally being paired together in 1999, McCarren and Larrivee enter their 17th season of broadcasts together.
- Sports USA Radio will air the game across the country. **Larry Kahn** (play-by-play) and **Doug Plank** (analyst) will call the action, with **Troy West** reporting from the sidelines.
- The broadcast is also available on Sirius Satellite Radio (WTMJ feed) as part of the network's NFL Sunday Drive.
- DIRECTV subscribers can watch the game on channel 709.



### REGULAR SEASON

Date	Opponent	Time (CT)	TV
Sun., Sept. 13	at Chicago Bears	12 p.m.	FOX
Sun., Sept. 20	SEATTLE SEAHAWKS	7:30 p.m.	NBC
Mon., Sept. 28	KANSAS CITY CHIEFS (Gold Pkg.)	7:30 p.m.	ESPN
Sun., Oct. 4	at San Francisco 49ers	3:25 p.m.	FOX
Sun., Oct. 11	ST. LOUIS RAMS	*12 p.m.	CBS
Sun., Oct. 18	SAN DIEGO CHARGERS	*3:25 p.m.	CBS
Sun., Oct. 25	BYE		
Sun., Nov. 1	at Denver Broncos	*7:30 p.m.	NBC
Sun., Nov. 8	at Carolina Panthers	*12 p.m.	FOX
Sun., Nov. 15	DETROIT LIONS (Gold Pkg.)	*12 p.m.	FOX
Sun., Nov. 22	at Minnesota Vikings	*12 p.m.	FOX
Thu., Nov. 26	CHICAGO BEARS	7:30 p.m.	NBC
Thu., Dec. 3	at Detroit Lions	7:25 p.m.	CBS/NFLN
Sun., Dec. 13	DALLAS COWBOYS	*3:25 p.m.	FOX
Sun., Dec. 20	at Oakland Raiders	*3:05 p.m.	FOX
Sun., Dec. 27	at Arizona Cardinals	*3:25 p.m.	FOX
Sun., Jan. 3	MINNESOTA VIKINGS	*12 p.m.	FOX

\*—Start time and broadcast may shift due to NFL flexible scheduling

### NFL POSTSEASON DATES

Jan. 9-10	AFC and NFC Wild Card Playoffs
Jan. 16-17	AFC and NFC Divisional Playoffs
Jan. 24	AFC and NFC Championship Games
Jan. 31	Pro Bowl, Aloha Stadium, Honolulu, Hawaii
Feb. 7	Super Bowl 50, Levi's Stadium, Santa Clara, California



## PACKERS AT BEARS - WEEK 1

### STAT OF THE WEEK

- This will be the 22nd time the Packers open the regular season against the Bears (10-10-1) and just the third time the game has been played in Chicago (1979, 1981).
- Green Bay has played Chicago in Week 1 six times since 1970, with the Packers holding a 4-2 record in those matchups.
- Since 1990, the Packers are 7-4 against division opponents in Week 1, including 2-1 under Head Coach **Mike McCarthy**.
- The last division opponent Green Bay faced in Week 1 was Chicago in 2009, a 21-15 Packers win at Lambeau Field.
- Green Bay has 52 wins on Kickoff Weekend, second most in NFL history behind only the Chicago Bears (54 victories in Week 1). The Packers and Bears are the only teams in the NFL with 50-plus wins on Kickoff Weekend.
- Since 2006, Green Bay is 18-9 (.667) on the road against division opponents in the regular season, tied for No. 3 in the league over that time span.
- Green Bay has won its first road game in six of nine seasons under McCarthy.
- With a six-game winning streak in the first road game of the season from 2006-11, McCarthy joined Vince Lombardi (eight straight, 1960-67) as the only coaches in team history to win six or more consecutive road openers.
- The Packers hold the record for the most wins (53) in road openers in the NFL.

### SEPTEMBER STARTS

Under Head Coach **Mike McCarthy**, Green Bay has been one of the most successful teams in the league early in the season.

- Since McCarthy took over in 2006, the Packers have a 19-12 (.613) mark in the month of September. Green Bay's 19 wins are tied for No. 2 in the NFC and No. 5 in the NFL.

<u>Team</u>	<u>September Wins (2006-14)</u>
1. Baltimore	22
2. New England	21
3t. Dallas	20
3t. Denver	20
<b>5t. Green Bay</b>	<b>19</b>
5t. Chicago	19
5t. Indianapolis	19
5t. Seattle	19

- In the month of September under McCarthy (2006-14), the Packers rank in the top five in the following offensive categories: points per game (4th, 25.9), touchdowns (2nd, 95), passing touchdowns (2nd, 62), completions (3rd, 738), completion percentage (4th, 65.4), gross passing yards (6th, 8,575), passer rating (1st, 99.5) and touchdown/interception ratio (1st, 3.26, 62/19).
- Dating back to 2008, QB **Aaron Rodgers** is one of four quarterbacks in the NFL with a passer rating of 100-plus in the month of September (min. 100 att.).

<u>Quarterback</u>	<u>Passer Rating in Sept.</u>
1. Peyton Manning, IND/DEN	109.2
2. Drew Brees, NO	102.8
<b>3. Aaron Rodgers, GB</b>	<b>101.5</b>
4. Philip Rivers, SD	100.2

- Since becoming a full-time starter in 2008, Rodgers ranks in the top 10 in the month of September in numerous passing categories:

<u>Passing Category</u>	<u>Total</u>	<u>Rank</u>
Touchdown/Interception	3.36	2
Passing Touchdowns	47	4t
Passing Yards	6,471	6
25-plus-yard pass plays	49	6t
Completion Percentage	66.2	8

### BREAKING DOWN THE 53

The Packers' 53-man roster is composed of 25 offensive players, 25 defensive players and three specialists.

- Of the 53 players on Green Bay's roster, 36 of them (67.9 percent) were draft picks of the Packers. Dating back to 2009, Green Bay has selected eight players in the first round, six of which are still on the team.
- Green Bay has 16 players on the roster that began their careers as non-drafted free agents, with nine of those originally signed by Green Bay.
- Almost 50 percent of the players (23 of 53, 43.4 percent) on Green Bay's roster entered the league as a sixth-round or seventh-round pick or as a non-drafted player.
- The Packers have six players on the roster that played in the NFL prior to the 2009 season. Four of those players were draft picks of the Packers (QB **Aaron Rodgers**, WR **James Jones**, K **Mason Crosby** and G **Josh Sitton**) and four have made at least one Pro Bowl (FB **John Kuhn**, Rodgers, LB **Julius Peppers** and Sitton).
- Of the 53 players on the roster, 45 began their pro careers with the Packers (84.9 percent).
- Only 18 of the 53 players on the roster (34.0 percent) were selected in the first three rounds of the draft, with 17 being drafted by the Packers.
- Of the 53 players on the roster, 43 of them (81.1 percent) are 28 years old or younger (as of Sept. 13) and 23 players (43.4 percent) are 24 years old or younger.

### GREEN BAY'S ROSTER ...

#### BY AGE (as of Sept. 13)

21-24	23 players
25-28	20 players
29-32	8 players
33-plus	2 players

#### BY EXPERIENCE

R-1	11 players
2-3	18 players
4-5	7 players
6-9	14 players
10-plus	3 players

#### BY DRAFT ROUND

1st	8 players
2nd/3rd	10 players
4th/5th	11 players
6th/7th	8 players
Undrafted	16 players





## PACKERS AT BEARS - WEEK 1

### DIVISIONAL DRIVE

The Packers have a 40-13-1 (.750) overall regular-season record against NFC North opponents under Head Coach **Mike McCarthy**, a divisional mark that ranks **No. 2 in the NFL** since 2006:

Team	Div. W-L Record	Pct.
1. New England	40-12-0	.778
<b>2. Green Bay</b>	<b>40-13-1</b>	<b>.750</b>
3. Indianapolis	40-14-0	.741
4t. Pittsburgh	36-18-0	.667
4t. San Diego	36-18-0	.667

► In the Packers' 54 divisional games under McCarthy, they have registered a plus-35 turnover differential and outscored their opponents 1,428 to 1,019. Green Bay's 1,428 points against division opponents are **tied for No. 2 in the NFL** since 2006:

Team	Points Scored
1. New England	1,543
<b>2. Green Bay</b>	<b>1,428</b>
3. San Diego	1,428
4. New Orleans	1,373
5. Indianapolis	1,354

► Green Bay has held NFC North foes to 20 points or less in 32 of those contests and to 10 points or less in 13 of the games, ranking **No. 5 in the NFL in both categories**:

Team	20 Points or Less Allowed
1. Pittsburgh	39
2. Seattle	37
3t. Baltimore	36
3t. San Francisco	36
<b>5. Green Bay</b>	<b>32</b>
6t. Arizona	31
6t. Arizona	31

Team	10 Points or Less Allowed
1. Seattle	19
2. Pittsburgh	18
3t. Baltimore	15
3t. New England	15
<b>5. Green Bay</b>	<b>13</b>
6t. Denver	11
6t. Philadelphia	11

► The Packers have given up 18.9 points per game in divisional games, ranking **No. 6 in the NFL** since 2006:

Team	Points Allowed
1. Seattle	16.1
2. Pittsburgh	16.4
3. Baltimore	17.0
4. San Francisco	18.0
5. New England	18.1
<b>6. Green Bay</b>	<b>18.9</b>

► Green Bay has scored more than 30 points in 20 divisional games since 2006, including in three of five divisional games during the 2014 season (55 vs. CHI / 42 vs. MIN / 38 at CHI). The Packers' 20 games with 30-plus points against division opponents since 2006 are **No. 3 in the NFL**:

Team	30-Point Games vs. Division
1. New England	23
2. New Orleans	21
<b>3. Green Bay</b>	<b>20</b>
4. Philadelphia	19
5t. Dallas	18
5t. Indianapolis	18
5t. NY Giants	18
5t. San Diego	18

► The Packers have won 22 of 27 NFC North games with one tie at home under McCarthy, which ranks **No. 3 in the NFL** since 2006:

Team	Home Div. Record	Pct.
1t. Indianapolis	23-4-0	.852
1t. New England	23-4-0	.852
<b>3. Green Bay</b>	<b>22-4-1</b>	<b>.833</b>
4. Seattle	21-6-0	.778
5t. Baltimore	20-7-0	.741
5t. Pittsburgh	20-7-0	.741

► Green Bay had won 10 straight home games against divisional foes before losing to Chicago at Lambeau Field in 2013 in Week 9.

► Green Bay's 37-34 loss at Minnesota in Week 17 of the 2012 season snapped the Packers' 12-game winning streak in regular-season NFC North games, which was the longest divisional winning streak in team history since the league went to a divisional format in 1967:

Seasons	Divisional Winning Streak
<b>1. 2010-2012</b>	<b>12</b>
2t. 1996-97, 2001-02	8
4. 1997-98	7

► Green Bay has posted a winning record in divisional games in every season under McCarthy (2006-14). The only other team in the league to accomplish that feat each of the past nine seasons was the New England Patriots.

► The streak of nine straight seasons with a winning record in divisional games is also a franchise record, topping the previous mark of five straight from 2000-04.

► Packers QB **Aaron Rodgers** completed 104 of 150 passes for 1,370 yards, 18 touchdowns and zero interceptions for a league-best passer rating of 137.5 against divisional opponents during the 2014 season (min. 60 pass att.):

Player	Passer Rating vs. Division
<b>1. Aaron Rodgers, GB</b>	<b>137.5</b>
2. Ryan Fitzpatrick, HOU	112.8
3. Andrew Luck, IND	111.2
4. Tony Romo, DAL	110.4
5. Peyton Manning, DEN	109.5

## PACKERS AT BEARS - WEEK 1

### WHAT TO LOOK FOR

- ▶ A win would mark the Packers' 10th in the last 11 matchups against the Bears during the regular and postseason, including the sixth consecutive win at Chicago, which would be the second-longest road winning streak for the Packers in the series (11, 1994-2005)
- ▶ Green Bay is looking to score at least 30 points against the Bears for the fourth consecutive game.
- ▶ The Packers have held the Bears to 17 points or less in four of the last six contests.
- ▶ Seven of the last eight games played in Chicago between the two teams have been decided by 10 points or less.
- ▶ A win would improve the Packers to 6-4 in season openers under McCarthy, including 2-2 in season openers on the road.
- ▶ McCarthy will begin his 10th regular season as Green Bay's head coach, passing Vince Lombardi (1959-67) and Bart Starr (1975-83) for the second-most seasons as head coach in franchise history behind Curly Lambeau's 31 (1919-49).

### OFFENSE

- ▶ **QB Aaron Rodgers** looks to throw for 300-plus yards for the fourth time in the last five season openers. In 2013, Rodgers tied the franchise record for passing yards in a season opener, 333 at San Francisco.
- ▶ If Rodgers throws for 300-plus yards, it will be the 41st 300-yard passing game of his career during the regular season.
- ▶ Rodgers has thrown for at least two touchdowns in four of the last five season openers.
- ▶ Including the postseason, Rodgers has won nine in a row against Chicago in games he throws at least five passes.
- ▶ **WR Randall Cobb** needs one reception to extend his consecutive games with a reception to 47, including the postseason.
- ▶ In the last three season openers, Cobb has recorded 243 yards receiving on 22 receptions (11.0 avg.) with two receiving touchdowns.
- ▶ Cobb has registered 100-plus yards receiving in two of the last four games he has played in against the Bears, including hauling in seven receptions for 113 yards and two touchdowns at Chicago last season.
- ▶ Cobb has recorded five touchdown receptions in the last three games he has played in against the Bears.
- ▶ **RB Eddie Lacy** has registered a touchdown in all four games vs. Chicago and has totaled more than 100 yards from scrimmage in two of the contests.
- ▶ Including the postseason, Lacy has rushed for more than 90 yards in six of the last eight games.
- ▶ Lacy finished the 2014 regular season by surpassing 100 yards from scrimmage in each of the final nine contests, the longest streak in team history, and scored at least one touchdown in six of those games.
- ▶ **WR James Jones** set a career high with three receiving touchdowns at Chicago in 2012.

### DEFENSE

- ▶ **LB Clay Matthews** has 6.5 sacks in the last four games he has played in against the Bears.
- ▶ Matthews recorded an interception he returned 40 yards at Chicago last season.
- ▶ Matthews has registered a total of 6.5 sacks in six season openers.
- ▶ From 2009-11, **LB Julius Peppers** recorded a sack in each season

opener.

- ▶ Peppers registered a sack, forced fumble, fumble recovery and tipped a pass that was picked off by **S Morgan Burnett** in the Packers' 55-14 win over Chicago last season.
- ▶ Burnett set a career high with 14 tackles in the 2011 season-opening win over New Orleans.
- ▶ **LB Nick Perry** registered career highs with nine tackles and seven solo tackles in the 2012 season opener against San Francisco, his first NFL regular-season game.
- ▶ **S Ha Ha Clinton-Dix** recorded six tackles (four solo) and a sack in the 2014 season opener at Seattle.

### SPECIAL TEAMS

- ▶ **K Mason Crosby** (1,037) needs 18 points to surpass Ryan Longwell (1,054) for the franchise record.
- ▶ Crosby (268) is nine field-goal attempts short of Longwell (277) for the most in team history.
- ▶ Cobb is the only player in NFL history to score on a kick return (kickoff or punt) in Week 1 of each of his first two seasons in the league (108-yard kickoff return vs. New Orleans in 2011 and a 75-yard punt return vs. San Francisco in 2012).

### PACKERS IN SEASON OPENERS

Below are Packers players' single-game highs in season openers:

#### QB Aaron Rodgers

Comp.	*30	SF, 9/9/12
Att.	44	SF, 9/9/12
Com.%	81.8	MIN, 9/8/08
Passing Yds.	**333	at SF, 9/8/13
TD Passes	3	twice, most recently, at SF, 9/8/13
Passer Rtg.	132.1	NO, 9/8/11
Yards/Att.	9.0	at SF, 9/8/13

\*most by a Packers' player, dating back to 1960

\*\*tied with Brett Favre and Lynn Dickey for most by a Packers' player.

#### WR Randall Cobb

Rec.	9	SF, 9/9/12
Rec. Yds.	108	at SF, 9/8/13
Yards/Rec.	17.5	NO, 9/8/11 (2-35)
Rec. TDs	1	three times, most recently, at SEA, 9/4/14
KR TDs	1	NO, 9/8/11 (108 yards)
PR TDs	1	SF, 9/9/12 (75 yards)

#### LB Clay Matthews

Sacks	*3	at PHI, 9/12/10
Tackles	10	at SF, 9/8/13
Solo Tackles	8	twice, most recently, at SF, 9/8/13
Forced Fumbles	1	twice, most recently at SEA, 9/4/14

\*tied Kabeer Gbaja-Biamila for most by a Packers' player since 1982

#### LB Julius Peppers

Sacks	1	four times, most recently, ATL, 9/11/11
Tackles	8	GB, 9/13/04
Solo Tackles	6	GB, 9/13/04
Forced Fumbles	1	three times, most recently, DET, 9/12/10
Fumble Recoveries	1	three times, most recently, IND, 9/9/12

#### K Mason Crosby

FG Made	3	PHI, 9/9/07
XP Made	6	NO, 9/8/11
Points	10	PHI, 9/9/07



## THE DOPE ON THIS WEEK'S OPPONENT:

### Packers vs. Bears:

**Regular season, all-time:**  
90-92-6

**All-time, postseason:**  
1-1

**All-time, at Soldier Field:**  
24-19-0

**Streaks:** The Packers have won 9 of the last 10 meetings (including playoffs)

**Last meeting, regular season:**

Nov. 9, 2014; Packers won, 55-14, Lambeau Field



### COACHES CAPSULES

**Mike McCarthy:** 101-55-1, .643 (incl. 7-6 postseason); 10th NFL season

**John Fox:** 127-96-0, .569 (incl. 8-7 postseason); 14th NFL season

**Head to Head:** McCarthy 2-1

**vs. Opponent:** McCarthy 13-6 vs. Bears; Fox 2-4 vs. Packers

**MIKE MCCARTHY**...Is in his 10th year as the Packers' 14th head coach.

- Joined Vince Lombardi and Mike Holmgren as the only coaches to guide the Packers to a Super Bowl title with a win over Pittsburgh in Super Bowl XLV.
- Led the Packers to their sixth consecutive playoff appearance last season, joining New England as the only two NFL teams to do so over that span. Has also led the team to seven playoff appearances in the last eight years (2007, 2009-14).
- Has guided the Packers to top-10 finishes in scoring each of the past eight seasons (2007-14), joining the Patriots as the only other team to accomplish the feat; Packers finished first overall in scoring in 2014.
- His .656 winning percentage during the regular season (94-49-1) ranks No. 3 among active NFL coaches (min. 50 games).
- Was named Packers head coach on Jan. 12, 2006, his first head-coaching job after 13 years as an NFL assistant.

**JOHN FOX**...Is in his first year as the Bears' 15th head coach.

- Fox led the Broncos to four division titles, joining Chuck Knox (L.A. Rams) as the only coaches in NFL history to lead their respective team to four division titles in their first four years with the franchise.
- Between Carolina and Denver, Fox made seven trips to the postseason, captured six division titles, and made three conference championship appearances and two Super Bowl appearances.
- One of six coaches in NFL history to lead two different teams to Super Bowl appearances (Carolina in 2003 and Denver in 2013).
- His six seasons with at least 11 wins are third most among active head coaches.
- Ranks fifth among active NFL head coaches with 127 overall wins.

### THE PACKERS-BEARS SERIES

- No two teams have met on the gridiron more than the Packers and Bears. Sunday they face off for the 191st time.
- Starting in 1923, the clubs met for 59 straight years until both games in 1982 were canceled as part of a strike-shortened season.
- During the 2010 season, the teams squared off in the playoffs for just the second time in the history of the series. With a berth in Super Bowl XLV on the line, the Packers emerged victorious, 21-14, in the NFC Championship Game at Soldier Field.
- The last time Green Bay led the overall series? On the heels of its three straight NFL championships, 1932, when the Packers led 11-10-5.

### NOTABLE CONNECTIONS

Packers LB Julius Peppers played for the Bears from 2010-13...Packers DT Bruce Gaston is from Chicago and went to St. Rita High School... Packers QB Scott Tolzien attended Fremd High School in Palatine, Ill. ...Packers T Bryan Bulaga played at Marian Central Catholic High School in Woodstock, Ill. ...Packers LB Nate Palmer went to Simeon High School and played at the University of Illinois from 2009-10...He was also born and currently resides in Chicago...Packers President/CEO Mark Murphy served as the director of athletics at Northwestern University...Bears TE's coach Frank Smith is originally from Milwaukee, Wis. ...Packers TE's coach Jerry Fontenot was a third-round draft choice of the Bears in 1989 and was a mainstay at center in his eight seasons (1989-96) in Chicago... Green Bay's OC Edgar Bennett finished his playing career in Chicago (1998-99)...Packers defensive front asst. Jerry Montgomery played for the Chicago Rush...Packers director of player engagement Rob Davis served as Chicago's long snapper for all 16 games in 1996...Bears LS Thomas Gafford spent the 2006 training camp and the 2008 offseason with the Packers...Bears GM Ryan Pace worked for the Saints from 2001-14 while Packers VP of football administration/player finance Russ Ball, assoc. HC/LBs Winston Moss, and special teams coordinator Ron Zook were on staff and while Packers RBs coach Sam Gash, Montgomery and Fontenot were players...Bears HC John Fox served in the same role with the Carolina Panthers while Packers DL coach Mike Trgovac and Peppers were with the squad. Fox was the DC for the Raiders from 1994-95 while Moss was a LB...Fox and Packers asst. OL coach Mike Solari played at San Diego State together...Bears OL coach Dave Magazu coached the TE's and OL in Carolina while Trgovac and Peppers were a part of the team...Bears special teams coordinator Jeff Rodgers served as the special teams asst. in Carolina during Peppers' last season in 2009... Rodgers served in the same role for the 49ers in 2005 while Packers HC Mike McCarthy was the OC...Bears DC Vic Fangio served the same role with the 49ers while Solari was the OL coach...Fangio and Packers DC Dom Capers worked alongside one another in Houston, Carolina, New Orleans, and with the Philadelphia/Baltimore Stars (USFL)...Bears LBs coach Glenn Pires also worked alongside Capers when the two were with the Dolphins from 2006-07...Bears DBs coach Ed Donatell coached the secondary with the 49ers while Solari coached the OL...Donatell was the DC for the Packers from 2000-03. Donatell was also the DBs coach for Denver while Packers strength and conditioning asst. Chris Gizzi was on the team as an undrafted free agent in 1998...Donatell coached DBs for the Jets from 1990-94 while Davis participated in training camp during the 1993-94 seasons...Gash was the asst. special teams coach for the Lions in 2007 while Bears OC Adam Gase was the QBs coach...Bears RBs coach Stan Drayton served as the asst. HC offense/RBs from 2012-14 at Ohio State while Packers C Corey Linsley was on the team...Drayton was the offensive quality control/special teams coach for the Packers from 2001-03...Packers secondary/CBs coach Joe Whitt Jr. assisted the DBs for the Falcons while Bears asst. OL coach Ben Wilkerson played for them...Packers college scout John Wojciechowski worked with Bears QBs coach Dowell Loggains on the Dallas Cowboys' scouting staff in 2005...Bears OLBs coach Clint Hurtt coached at the University of Miami while Packers pro scout Glenn Cook played for the team...Packers RB Eddie Lacy and S Ha Ha Clinton-Dix played at Alabama when Bears wide receivers coach Mike Groh was on the staff there...Zook was the head coach at the University of Illinois (2005-11).

### LAST MEETING, REGULAR SEASON

Nov. 9, 2014, Lambeau Field, Packers won, 55-14

- QB Aaron Rodgers tied the franchise record for passing TDs with six (all in the first half) as he completed 18 of 27 passes for 315 yards (145.8 passer rating).
- WR Jordy Nelson hauled in all six of his targets for 152 yards and two TDs.
- DB Micah Hyde and CB Casey Hayward came away with one interception each as Hayward returned his for an 82-yard TD.
- QB Jay Cutler completed 22 of 37 passes for 272 yards and one TD (68.8 passer rating).



## PACKERS AT BEARS - WEEK 1

### A HISTORY OF SUCCESS

In Week 4 of the 2014 season, the Packers became the second NFL franchise to win 700 regular-season games.

► A look at the top regular-season win totals in league history:

<u>Team</u>	<u>Regular-Season Wins</u>
1. Chicago	735
<b>2. Green Bay</b>	<b>710</b>
3. N.Y. Giants	667
4. Pittsburgh	579
5. Washington	569

► The Packers secured their 30th postseason berth in the history of the franchise last season, third most in league annals:

<u>Team</u>	<u>Postseason Appearances</u>
1t. Dallas	31
1t. N.Y. Giants	31
<b>3. Green Bay</b>	<b>30</b>

► The NFC Championship Game at Seattle marked Green Bay's 51st post-season game, the third most in NFL history:

<u>Team</u>	<u>Postseason Games</u>
1. Dallas	60
2. Pittsburgh	55
<b>3. Green Bay</b>	<b>51</b>
4. N.Y. Giants	48

► The Packers have a 31-20 all-time record in the postseason, a .608 winning percentage that ranks **No. 2 in the NFL**:

<u>Team</u>	<u>Postseason Winning Pct.</u>
1. Baltimore	.652 (15-8)
<b>2. Green Bay</b>	<b>.608 (31-20)</b>
3t. New England	.600 (27-18)
3t. Pittsburgh	.600 (33-22)
3t. San Francisco	.600 (30-20)
6. Oakland	.581 (25-18)

► Green Bay made the postseason each of the last six seasons, joining New England as the only team in the league to accomplish that feat each year from 2009-14. The streak of six consecutive postseason appearances is **tied for No. 1 in team history**:

<u>Seasons</u>	<u>Consecutive Playoff Berths</u>
<b>1t. 2009-14</b>	<b>6</b>
1t. 1993-98	6
3. 2001-04	4

### 2014 HONOR ROLL

#### **S Ha Ha Clinton-Dix**

Pro Football Writers of America All-Rookie Team

#### **WR Randall Cobb**

Pro Bowl - First selection

#### **DB Micah Hyde**

NFC Special Teams Player of the Week - Week 17 (vs. Detroit)

-first career Player of the Week Award.

-First Packers returner to be named Special Teams Player of the Week since 2008 (Will Blackmon, Week 1).

#### **FB John Kuhn**

Pro Bowl - Second selection (2011)

-The third most selections by a Packers' fullback, behind Clarke Hinkle (1938-40) and Jim Taylor (1960-64)

*The Associated Press* All-Pro First Team

#### **RB Eddie Lacy**

NFC Offensive Player of the Week - Week 12 (vs. Minnesota)

-First Packer to be named Offensive Player of the Week in both his rookie and second season.

-Joins Ahman Green (six times) as the only Green Bay running backs to be named Offensive Player of the Week multiple times.

#### **C Corey Linsley**

Pro Football Writers of America All-Rookie Team

#### **LB Clay Matthews**

Pro Bowl - Fifth selection (2009-12, 2014)

-Passes Bill Forester (1959-62) for the most selections for a Packers' line-backer.

NFC Defensive Player of the Week - Week 16 (at Tampa Bay)

-Four Defensive Player of the Week Awards are tied with Charles Woodson for the most in franchise history.

#### **WR Jordy Nelson**

Pro Bowl - First selection

*The Associated Press* All-Pro Second Team

Pro Football Writers of America All-NFC Team

*Sporting News* All-Pro Team

#### **LB Julius Peppers**

NFC Defensive Player of the Week - Week 5 (vs. Minnesota)

-Sixth career Player of the Week Award and first with Green Bay.

-Second player to be named NFC Defensive Player of the Week with three different teams (CAR/CHI/GB), joining Pro Football Hall of Famer Chris Doleman (MIN/ATL/SF).

#### **QB Aaron Rodgers**

*The Associated Press* NFL Most Valuable Player

-Was voted MVP following the 2011 season.

-Joined former Packer Brett Favre, who won it three times, as the only players in franchise history to be named MVP by AP multiple times. Paul Hornung, Bart Starr and Jim Taylor each won the award once.

*The Associated Press* All-Pro First Team

Pro Football Writers of America Most Valuable Player

Pro Football Writers of America All-NFL Team

*Sporting News* All-Pro Team

Pro Bowl - Fourth selection (2009, '11-12)

-Joins Bart Starr (1960-62, 1966) and Cecil Isbell (1938-39, 1941-42) for the second-most selections by a Green Bay quarterback, trailing Brett Favre's nine (1992-93, 1995-97, 2001-03, 2007).

NFC Offensive Player of the Week - Week 4 (at Chicago)

NFC Offensive Player of the Week - Week 7 (vs. Carolina)

NFC Offensive Player of the Week - Week 10 (vs. Chicago)

NFC Offensive Player of the Week - Week 17 (vs. Detroit)

-Tied for the most in franchise history with 12 Player of the Week Awards (Brett Favre).

-Led the league with the most Player of the Week Awards this season (four) and the most since 2010 (12).

-Named Player of the Week for the fifth consecutive season.

FedEx Air NFL Player of the Year (also won in 2010)

FedEx Air Player of the Week - Week 10 (vs. Chicago)

FedEx Air Player of the Week - Week 11 (vs. Philadelphia)

NFC Offensive Player of the Month - November

-Seventh career Player of the Month Award.

-Tied with Tom Brady for the second most since the award was created in 1986 (Peyton Manning, eight).

#### **CB Sam Shields**

Pro Bowl - First selection

#### **G Josh Sitton**

Pro Bowl - Second career Pro Bowl honor (2012), first as an original selection.

*The Associated Press* All-Pro Second Team

Pro Football Writers of America All-NFL Team

*The Sporting News* All-Pro Team

## PACKERS AT BEARS - WEEK 1

### QUICK OUT OF THE GATE

During the 2014 regular season, Green Bay performed well in the first half of games and that was fueled by quick starts.

- The Packers scored on their opening drive in eight of the final 13 regular-season games (six TDs, two FGs). The Packers finished **No. 2 in the NFL** in 2014 with 48 points on the first offensive possession (San Francisco, 55).
- Green Bay scored 89 unanswered points at home in the first quarter from the Week 2 game vs. the N.Y. Jets through Week 14 vs. Atlanta. It was the most consecutive points scored at home in the first quarter since the Miami Dolphins scored 93 straight in the 1978-79 seasons.
- Green Bay produced an NFL-leading 151 points in the first quarter last season. It was the most first-quarter points by an NFL team in a single regular season, dating back to 1991:

<u>Team</u>	<u>First-Quarter Points</u>
1. Green Bay, 2014	151
2. Denver, 1998	144
3. St. Louis, 2001	140
4. Minnesota, 1998	135

- Green Bay averaged 19.4 points per game in the first half of games in 2014 to **rank No. 1 in the NFL**:

<u>Team</u>	<u>Points Per Game/First Half</u>
1. Green Bay	19.4
2. New England	16.3
3. Philadelphia	15.4
4. Denver	15.1

- The Packers scored 38 touchdowns in the first half of games during the 2014 regular season to lead the league:

<u>Team</u>	<u>First-Half Touchdowns</u>
1. Green Bay	38
2. New England	30
3. Denver	29
4t. Dallas, Philadelphia	28

- Dating back to 1991, Green Bay's average of 19.4 points in the first half of games was the second-best recorded in a single regular season:

<u>Season</u>	<u>First-Half Points Per Game</u>
1. New England, 2007	20.8
2. Green Bay, 2014	19.4
3. St. Louis, 2001	19.1
4. Denver, 1998	18.8

- Green Bay led the league with a first-half point differential of plus-164 in the 2014 regular season:

<u>Team</u>	<u>First-Half Point Differential</u>
1. Green Bay	+164
2. New England	+95
3. Dallas	+67
4. Denver	+60
5. St. Louis	+58

- Packers QB **Aaron Rodgers** ranked among the best in the league in several passing categories in the first half of games during the 2014 regular season (min. 115 att.):

<u>Player</u>	<u>Passer Rating</u>
1. Aaron Rodgers, GB	120.3
2. Tony Romo, DAL	111.7
3. Peyton Manning, DEN	108.0
4. Eli Manning, NYG	104.8

<u>Player</u>	<u>Passing Touchdowns</u>
1. Aaron Rodgers, GB	25
2. Peyton Manning, DEN	23
3. Tony Romo, DAL	19
4t. Andrew Luck, IND / Tom Brady, NE	18

<u>Player</u>	<u>Yards Per Attempt</u>
1. Aaron Rodgers, GB	8.81
2. Peyton Manning, DEN	8.37
3. Russell Wilson, SEA	8.25
4. Colin Kaepernick, SF	8.22

<u>Player</u>	<u>Interception Percentage</u>
1. Aaron Rodgers, GB	0.0
2. Alex Smith, KC	0.5
3. Eli Manning, NYG	1.0
4. Ben Roethlisberger, PIT	1.2

<u>Player</u>	<u>Touchdown Percentage</u>
1. Aaron Rodgers, GB	8.0
2. Tony Romo, DAL	7.3
3. Peyton Manning, DEN	7.2
4. Philip Rivers, SD	5.9

- Rodgers threw 25 touchdowns and zero interceptions in the first half during the 2014 regular season.
- Rodgers threw for 275-plus yards in the first half four times in the 2014 regular season, the most by an NFL quarterback over the past 25 seasons (1990-2014), with no other QB posting more than two in a season.
- Green Bay scored on all five first-half drives in both Weeks 13 and 14 (six TDs, four FGs).
- With 30 points in the first half of the Week 11 victory over Philadelphia, Green Bay became the first team in NFL history to score 28-plus points in the first half of four consecutive home games.
- In a 55-14, Week 10 victory over the Chicago Bears last season, the Packers put up a memorable performance in the first half:
  - Green Bay's 42 points scored were the third most in a first half in franchise history and the most since a 49-point performance vs. Tampa Bay on Oct. 2, 1983.
  - The Packers' 42-point lead tied for the second-biggest halftime lead in league history (also Green Bay vs. Tampa Bay on Oct. 2, 1983, 49-7). The NFL record is 45 points by New England vs. Tennessee (45-0) on Oct. 18, 2009.
  - Rodgers' six touchdown passes tied for the most in any half in NFL history (Raiders QB Daryle Lamonica vs. Buffalo on Oct. 19, 1969).





## PACKERS AT BEARS - WEEK 1

### MAKING GAINS

During the 2014 regular season, the Packers registered 17 offensive plays of 40-plus yards and 70 plays of at least 20 yards, both ranking in the top 10 in the NFL last season.

- Green Bay's big-play ability allowed them to score quickly in 2014. The Packers **led the league** in points per play last season (0.486).
- Green Bay recorded 15 pass plays of 40 or more yards on offense, **tied for the second most in the NFL** during the 2014 regular season:

<u>Team</u>	<u>Pass Plays of 40-Plus Yards</u>
1. Washington	20
<b>2t. Green Bay</b>	<b>15</b>
2t. Indianapolis	15
2t. Pittsburgh	15
5. Philadelphia	13

- QB **Aaron Rodgers** tied for the league lead with 15 completions of 40 yards or more during the 2014 regular season (IND Andrew Luck and PIT Ben Roethlisberger).
- The Packers' nine passing touchdowns of 40 or more yards were **No. 1 in the league** last season (Indianapolis, seven).
- Since the start of the 2013 regular season, the Packers are **ranked No. 3 in the league** in pass plays of 25-plus yards:

<u>Team</u>	<u>Pass Plays of 25-Plus Yards</u>
1. Denver	89
2. Philadelphia	80
<b>3. Green Bay</b>	<b>78</b>
4. Pittsburgh	75

- Green Bay finished the 2014 regular season **ranked No. 1 in the NFL** in yards per play (6.17). The Packers have finished in the top 10 in yards per play in six of the nine seasons under Head Coach **Mike McCarthy**:

<u>Season</u>	<u>Yards Per Play/Ranking</u>
2006	5.03 (19th)
2007	6.02 (2nd)
2008	5.55 (11th)
2009	5.82 (9th)
2010	5.73 (6th)
2011	6.56 (2nd)
2012	5.58 (14th)
2013	5.96 (4th)
<b>2014</b>	<b>6.17 (1st)</b>

### IN THE ZONE

The Packers registered 64 red-zone drives during the 2014 regular season, **No. 4 in the NFL**. Green Bay converted 55 of those into points, **No. 3 in the league**:

<u>Team</u>	<u>Red-Zone Scores</u>
1. New England	61
2. Denver	57
<b>3. Green Bay</b>	<b>55</b>
4t. Miami	54
4t. New Orleans	54

- The Packers' 312 points scored in the red zone **ranked No. 4 in the NFL** last season:

<u>Team</u>	<u>Red-Zone Points</u>
1. New England	338
2. Denver	328
3. New Orleans	317
<b>4. Green Bay</b>	<b>312</b>
5. Miami	303

- The Packers scored 37 touchdowns in the red zone during the 2014 regular season, **No. 4 in the league**:

<u>Team</u>	<u>Red-Zone TDs</u>
1t. Denver	39
1t. New England	39
1t. New Orleans	39
<b>4. Green Bay</b>	<b>37</b>
5. N.Y. Giants	36
6. Miami	35

- The Packers **tied for No. 5 in the NFL** in red-zone passing touchdowns during the 2014 regular season:

<u>Team</u>	<u>Red-Zone Passing TDs</u>
1t. Denver	26
1t. New England	26
3t. Indianapolis	25
3t. New Orleans	25
<b>5t. Green Bay</b>	<b>24</b>
5t. Miami	24
5t. N.Y. Giants	24

- Green Bay WR **Randall Cobb** recorded 10 touchdown receptions in the red zone during the 2014 regular season to **lead the NFL**.

<u>Player</u>	<u>Red-Zone Touchdowns</u>
<b>1. Randall Cobb, GB</b>	<b>10</b>
2t. Antonio Gates, SD	9
2t. Jimmy Graham, NO	9
2t. Rob Gronkowski, NE	9
2t. Julius Thomas, DEN	9
2t. Mike Wallace, MIA	9

- Cobb **tied for third in the league** in red-zone receptions (16) in 2014.

<u>Player</u>	<u>Red-Zone Receptions</u>
1t. Antonio Brown, PIT	18
1t. Demaryius Thomas, DEN	18
<b>3t. Randall Cobb, GB</b>	<b>16</b>
3t. Odell Beckham Jr., NYG	16
3t. Emmanuel Sanders, DEN	16
6t. Julius Thomas, DEN	13
6t. Mike Wallace, MIA	13

## PACKERS AT BEARS - WEEK 1

### PROLIFIC PACKERS

Over the past five regular seasons, Green Bay has been one of the most productive offenses in the NFL.

► A glance at where the Packers rank in several offensive categories since 2010:

<u>Team</u>	<u>Points Per Game</u>
1. New England	31.3
<b>2. Green Bay</b>	<b>28.6</b>
3. Denver	27.8

<u>Team</u>	<u>30-Point Games</u>
1. New England	48
2. Denver	37
<b>3. Green Bay</b>	<b>36</b>
4. New Orleans	34

<u>Team</u>	<u>40-Point Games</u>
1. New England	17
<b>2. Green Bay</b>	<b>15</b>
3. Denver	11
4. New Orleans	10

<u>Team</u>	<u>Total Touchdowns</u>
1. New England	292
<b>2. Green Bay</b>	<b>273</b>
3. Denver	267

<u>Team</u>	<u>Passing Touchdowns</u>
1. New Orleans	194
<b>2. Green Bay</b>	<b>185</b>
3. Denver	177

<u>Team</u>	<u>Net Yards Per Game</u>
1. New Orleans	412.3
2. New England	393.9
3. Philadelphia	391.3
4. Denver	384.7
<b>5. Green Bay</b>	<b>381.8</b>

<u>Team</u>	<u>Net Passing Yards/Game</u>
1. New Orleans	305.8
2. Detroit	275.8
3. New England	272.5
<b>4. Green Bay</b>	<b>270.3</b>
5. Denver	263.9

► A look at Green Bay's regular-season record since 2006 by point total:

<u>Points Scored</u>	<u>GB Record Since 2006</u>
30-plus	56-5 (.918)
21-29	28-17-1 (.620)
11-20	7-17 (.292)
10 or less	3-10 (.300)

### NOT IN A GIVING MOOD

The Packers turned the ball over 13 times in the 2014 regular season, tied for the fewest in the league (New England). A look at Green Bay's giveaway totals each season since 2006 and where that ranked in the NFL:

<u>Season</u>	<u>Giveaways/Ranking</u>
2006	33 (26th)
2007	24 (t-7th)
2008	21 (t-8th)
2009	16 (1st)
2010	22 (10th)
2011	14 (2nd)
2012	16 (t-2nd)
2013	25 (t-15th)
<b>2014</b>	<b>13 (t-1st)</b>

► QB **Aaron Rodgers** threw only five interceptions in 2014, the fewest he has thrown in a regular season as a starter. Green Bay's 106 turnovers since 2009 are **No. 2 in the NFL**:

<u>Team</u>	<u>Total Giveaways Since 2009</u>
1. New England	98
<b>2. Green Bay</b>	<b>106</b>
3. San Francisco	113
4. Baltimore	131

► In 2014, the Packers recorded the fewest total giveaways in a single regular season in team history. The four best giveaway seasons in franchise history have come under Head Coach **Mike McCarthy's** direction:

<u>Season</u>	<u>Total Giveaways</u>
<b>1. 2014</b>	<b>13</b>
<b>2. 2011</b>	<b>14</b>
<b>3t. 2009, 2012</b>	<b>16</b>

► Green Bay did not turn the ball over in seven games last season, **tied for No. 2 in the NFL** (New England-eight, Seattle-seven). For the first time in team history (since 1933), the Packers did not turn the ball over in four straight games in a single season (Weeks 11-14). Green Bay has registered 33 zero-turnover games since 2009, which is **No. 3 in the NFL** over that span:

<u>Team</u>	<u>Zero-Turnover Games Since 2009</u>
1. New England	38
2. San Francisco	34
<b>3. Green Bay</b>	<b>33</b>
4. Kansas City	29
5. Baltimore	28

► Green Bay is 68-19-1 (.778) in the regular season under McCarthy when it doesn't have a giveaway or turns it over just once. A look at the Packers' record by the number of giveaways they have in a game since 2006:

<u>Giveaways In Game</u>	<u>GB Record Since 2006</u>
None	37-5-1 (.872)
One	31-14 (.689)
Two	21-16 (.568)
Three-plus	5-14 (.263)





## PACKERS AT BEARS - WEEK 1

### AT THE HELM

Having led Green Bay to the playoffs in seven of his nine seasons as head coach, **Mike McCarthy** is joined by Vince Lombardi and Mike Holmgren as the only coaches to guide the Packers to a Super Bowl win with a victory over Pittsburgh in Super Bowl XLV.

► McCarthy guided the Packers to a franchise-record fourth consecutive division title in 2014.

► With a win at Tampa Bay in Week 16 of the 2014 season, McCarthy passed Lombardi for the No. 2 spot in team history as far as overall victories:

<u>Coach</u>	<u>Overall Wins</u>
1. Curly Lambeau, 1921-49	212
<b>2. Mike McCarthy, 2006-14</b>	<b>101</b>
3. Vince Lombardi, 1959-67	98
4. Mike Holmgren, 1992-98	84

► The 101 overall wins are the most in the NFC and the third most in the NFL since 2006 (Indianapolis and New England). McCarthy reached 100 career wins (including playoffs) in just his 155th game. He is the fastest to reach 100 wins in the NFL since George Seifert in 1996 (132 games).

► McCarthy reached 100 overall wins faster than any active NFL coach:

<u>Coach</u>	<u>Games Needed For 100 Wins</u>
<b>1. Mike McCarthy, GB</b>	<b>155</b>
2. Andy Reid, PHI/KC	165
3. Bill Belichick, CLE/NE	172

► McCarthy recorded his third regular season with 12-plus wins in 2014 (2007, 2011), passing Curly Lambeau (1929, 1931), Lombardi (1962, 1966), Holmgren (1996-97) and Mike Sherman (2001-02) for the most by a coach in franchise history.

► McCarthy has led the Packers to five seasons with 11-plus wins, passing Lombardi and Holmgren (four each) for the most in team history.

► In Week 12 of the 2014 season, McCarthy registered his 90th career regular-season win, passing Lombardi (89) for the second most in franchise history (Lambeau, 209).

► McCarthy joined Pittsburgh's Bill Cowher (2005) as the only Super Bowl-winning coaches to lead their respective teams to three road wins as the No. 6 seed in the postseason en route to a world title.

► Including playoffs, McCarthy has a 101-54-1 record since taking over as head coach in 2006, a .651 winning percentage that ranks **No. 2 among current NFL head coaches** (minimum 60 games):

<u>Coach</u>	<u>Winning Pct.</u>
1. Bill Belichick, CLE/NE	.662 (231-118)
<b>2. Mike McCarthy, GB</b>	<b>.651 (101-54-1)</b>
3. John Harbaugh, BAL	.646 (82-45)
4. Mike Tomlin, PIT	.635 (87-50)

► McCarthy coached in his 134th game in Week 13 at Detroit last season (including playoffs), moving him past Bart Starr for No. 2 in team history:

<u>Coach</u>	<u>Overall Games</u>
1. Curly Lambeau, 1921-49	339
<b>2. Mike McCarthy, 2006-14</b>	<b>156</b>
3. Bart Starr, 1975-83	133

► McCarthy won his 75th career game (including playoffs) at Detroit in Week 11 of 2012, tying Kansas City's Andy Reid and New Orleans' Sean Payton for the fastest to 75 wins among active NFL head coaches. It is the third fastest in team history:

<u>Coach</u>	<u>Games Needed For 75 Wins</u>
<b>1t. Mike McCarthy, GB</b>	<b>114</b>
1t. Sean Payton, NO	114
1t. Andy Reid, PHI/KC	114

<u>Coach</u>	<u>Games Needed For 75 Wins</u>
1. Vince Lombardi	102
2. Mike Holmgren	111
<b>3. Mike McCarthy</b>	<b>114</b>

► McCarthy has guided the Packers to five seasons with 11-plus wins (2007, 2009, 2011-12, 2014), passing Lombardi (1961-63, 1966) and Holmgren (1995-98) for the **most by a coach in franchise history**.

► McCarthy's six regular seasons with 10-plus wins is tied with Lambeau for the team record.

► Since McCarthy took over in 2006, the Packers rank **No. 3 in the NFL** in regular-season winning percentage:

<u>Team</u>	<u>Winning Pct.</u>
1. New England	.778 (112-32)
2. Indianapolis	.667 (96-48)
<b>3. Green Bay</b>	<b>.656 (94-49-1)</b>

### WINNING WAYS

With a win in Week 15 at Chicago in 2012, Green Bay posted its fourth straight 10-win season, tying a franchise record that was done three other times in club annals (1929-32, 1995-98, 2001-04).

► A victory vs. Tennessee in Week 16 brought the Packers' win total to 47 from 2009-12, which ranks second in franchise history:

<u>Seasons</u>	<u>Regular-Season Wins</u>
1. 1995-98	48
<b>2. 2009-12</b>	<b>47</b>
3. 1994-97	46

► Green Bay's five 10-win regular seasons since 2009 are tied for No. 2 (Indianapolis) in the NFL behind New England's six.

► A look at the top regular-season win totals in the league since 2009:

<u>Team</u>	<u>Regular-Season Wins (Since 2009)</u>
1. New England	73
<b>2. Green Bay</b>	<b>67</b>
3t. New Orleans	61
3t. Baltimore	61

► The Packers are the only NFC team and one of two teams in the league (New England) to make the playoffs each of the past six seasons (2009-14).

► Including playoffs, the Packers have won 73 games since 2009, which ranks **No. 2 in the league** over that span:

<u>Team</u>	<u>Total Wins (Since 2009)</u>
1. New England	78
<b>2. Green Bay</b>	<b>73</b>
3. Baltimore	69

## PACKERS AT BEARS - WEEK 1

### DIFFERENTIAL MAKES A DIFFERENCE

Green Bay finished in the top 10 in the league in turnover differential in six consecutive seasons (2007-12), the only team in the NFL to accomplish that feat over that span. The Packers finished the 2014 regular season with a plus-14 turnover differential, the **best in the NFL**:

Team	Turnover Margin
1. Green Bay	plus-14
2t. Houston	plus-12
2t. New England	plus-12
4. Seattle	plus-10
5. Arizona	plus-8

► A look at where Green Bay ranks in the category since 2009:

Team	Turnover Margin (Since 2009)
1. New England	plus-97
2. Green Bay	plus-76
3. San Francisco	plus-64

► Green Bay has won or come out even in the turnover battle in 53 of its last 66 regular-season games.

► Green Bay ranked **No. 2 in the league** in 2011 with a plus-24 turnover differential, trailing only San Francisco (plus-28). That mark was tied for No. 2 in franchise history. Two of the top five ratios have come under Head Coach **Mike McCarthy**:

Season	Turnover Margin
1. 1943	plus-26
2t. 1941	plus-24
2t. 1965	plus-24
2t. 2009	plus-24
2t. 2011	plus-24

► During McCarthy's tenure, the Packers have a 66-8-1 (.887) regular-season record when they come out ahead in the game in turnover ratio:

Turnover Margin	GB Record Since 2006
minus-3 or worse	0-2 (.000)
minus-2	2-11 (.154)
minus-1	8-16 (.333)
even	18-12 (.600)
plus-1	30-4-1 (.871)
plus-2	17-2 (.895)
plus-3 or better	19-2 (.905)

### KEEPING THE CHAINS MOVING

The Packers finished the 2014 regular season with a 47.2 percent conversion rate on third down, which **ranked No. 3 in the NFL**:

Team	Third-Down Conversion Rate
1. New Orleans	48.3
2. Dallas	47.3
3. Green Bay	47.2
4. San Diego	45.1
5. Pittsburgh	44.7

► In 2014, Green Bay converted 51.4% (55-107) of third downs from Week 10-17, No. 1 in the NFL over that span.

► The Packers were the best in the NFL on third-and-long (more than 6 yards to go), checking in at **No. 1 in the NFL** last season:

Team	Third-and-Long (>6 Yards)
1. Green Bay	39.6
2. New Orleans	37.1
3. Philadelphia	36.3
4. San Diego	34.7
5. Atlanta	34.3

► The Packers were **No. 1 in the league** in third-and-10+ conversions during the 2014 season:

Team	Third-and-10-Plus Yards
1. Green Bay	36.5
2. New Orleans	33.3
3. San Diego	32.7
4. Philadelphia	31.4
5. Kansas City	28.1

► From 2007-14, Green Bay's offense finished in the top 10 on third down every season, one of only two teams in the league to do so over that span (New Orleans).

► Three of the top five seasons in team history since the 1970 AFL-NFL merger have come under Head Coach **Mike McCarthy**:

Season	Third-Down Conversion Rate
1. 1995	49.1
2. 2011	48.1
3. 2004	47.3
4. 2014	47.2
5. 2009	47.0

### POINTS, POINTS, POINTS

During the 2014 regular season, the Packers were able to put up points.

► Green Bay **led the league** in points per play in the regular season (0.486).

► The Packers **ranked No. 1 in the league** in points per game (30.4) and **tied for the lead the NFL** in touchdowns scored per game (3.63).

► At home, Green Bay was even better during the 2014 regular season, averaging 39.8 points per game to lead the league.

► The Packers became the first team in NFL history to score 23-plus points in the first half in six consecutive home games in a single season.

► Green Bay scored a total of 108 points in Weeks 10-11, scoring 55 against Chicago and 53 versus Philadelphia.

► The Packers were only the second team in NFL history to score 53-plus points in back-to-back games, joining the Los Angeles Rams (1950).

► It marked the first time in franchise history that the Packers registered back-to-back 50-point games. It was the fifth time in NFL history that a team accomplished the feat.

► Green Bay was the only team to score at least 50 points twice during the 2014 regular season.

► Dating back to the AFL-NFL merger of 1970, it was the eighth time a team scored 50 or more points multiple times in one regular season (Denver-three in 2013 / New England-two in 2012 / Seattle-two in 2012 / New England-two in 2007 / Cincinnati-two in 1989 / Dallas-two in 1980 / New England-two in 1979).





## PACKERS AT BEARS - WEEK 1

### SACKING PACK

With **Dom Capers** as defensive coordinator (2009-14), the Packers have recorded 245 sacks, which is **No. 5 in the NFL** over that span.

- Green Bay's 41 sacks in 2014, **tied for No. 9 in the NFL** during the regular season, are only a partial representation to how much pressure they put on opposing quarterbacks. In 2014, the Packers registered at least six quarterback hits in 10 of 16 regular-season games (at Detroit-six / vs. Carolina-six / vs. New England-six / at Buffalo-six / vs. Detroit-seven / at Minnesota-eight / vs. Miami-nine / vs. N.Y. Jets-12 / at Tampa Bay-12 / vs. Minnesota-15).
- Dating back to 1963, the Packers nine sacks during the 2014 playoffs tied (1967) for the third most Green Bay has recorded in a single post-season (11 in 2010 and 10 in 2003).

### SPREADING AROUND THE SACKS

During the 2014 regular season, six different Packers players registered at least three sacks (LB **Clay Matthews**, DT **Mike Daniels**, LB **Julius Peppers**, LB/DE **Mike Neal**, LB **Nick Perry** and DT **Letroy Guion**). Green Bay was **tied for No. 4 in the league** for the most players to register at least three sacks in 2014:

Team	Players With Three Sacks
1t. Carolina	7
1t. Indianapolis	7
1t. Minnesota	6
<b>4t. Green Bay</b>	<b>6</b>
4t. Jacksonville	6
4t. New England	6
4t. N.Y. Jets	6
4t. Philadelphia	6
4t. San Francisco	6
4t. St. Louis	6

- Green Bay had multiple players from all three levels of the defense (defensive line, linebackers, defensive backs) with one or more sacks during the 2014 regular season.

### TAKE IT AWAY NOW

The Packers finished the 2014 regular season **tied for No. 9 in the NFL** with 29 takeaways:

- A fumble recovery by S **Ha Ha Clinton-Dix** on a muffed punt by Seahawks S Earl Thomas in Week 1
- An interception by CB **Tramon Williams** in Week 2
- Interceptions by Clinton-Dix and CB **Davon House** in Week 3
- A forced fumble and recovery by LB **Julius Peppers** on a sack of QB Matthew Stafford in Week 3
- Interceptions on consecutive possessions by LB **Clay Matthews** and CB **Sam Shields** at Chicago in Week 4
- Three consecutive possessions with a turnover in Week 5: interceptions returned for a touchdown by Peppers, interception by LB **Jamari Lattimore** (first of his career) and a forced fumble by S **Morgan Burnett** that was recovered by CB **Casey Hayward** (the first of his career)
- Two interceptions in three possessions in the first half at Miami in Week 6 (Hayward and Shields) and a forced fumble by Matthews that was recovered by Peppers on the final play of the game
- In Week 7, Hayward recorded an interception for the second consecutive game, returning it 21 yards to the Carolina 49-yard line

- DT **Letroy Guion** forced a fumble by Saints FB Erik Lorig that was recovered by Williams in Week 8
- In Week 10, DB **Micah Hyde** recorded an interception in Bears' territory that set up a touchdown and Hayward returned an interception 82 yards for a touchdown. Peppers forced and recovered a fumble on a sack of Bears QB Jay Cutler at the Chicago 32-yard line that led to a touchdown
- Against Philadelphia, Peppers returned an interception 52 yards for a touchdown and Hayward returned a fumble recovery 49 yards for a touchdown. Williams registered an interception and LB **Nick Perry** recovered a fumble
- An interception by Hyde at the Green Bay 47-yard line that led to a touchdown on the ensuing drive in a Week 12 win at Minnesota
- Burnett returned an interception 32 yards to the Atlanta 15-yard line in Week 14
- Williams recorded an interception in the first half of the Week 15 matchup at Buffalo
- DE **Datone Jones** recorded his first career interception, returning it 18 yards to the Tampa Bay 13-yard line
- In Week 17, Burnett recovered a fumble at the Detroit 42-yard line after a failed handoff from Stafford to RB Joique Bell. The Packers scored on the ensuing possession to take a 28-14 lead with less than nine minutes left in the fourth quarter

- The Packers converted 15 turnovers into touchdowns. Green Bay **ranked No. 3** in the league for points off of takeaways in 2014:

Team	Points Off Of Takeaways
1. Houston	123
2. New England	112
<b>3. Green Bay</b>	<b>110</b>
4. Denver	103

- The Packers **tied for No. 7** in the NFL with 18 interceptions during the 2014 regular season:

Team	Interceptions
1. San Francisco	23
2. Cleveland	21
3t. Cincinnati	20
3t. Detroit	20
3t. Houston	20
6. Buffalo	19
<b>7t. Green Bay</b>	<b>18</b>
7t. Arizona	18
7t. Dallas	18
7t. Denver	18

- Green Bay finished the 2014 regular season **No. 2 in the NFL** with 396 interception return yards. The Packers **tied for No. 3 in the league** with three interceptions returned for touchdowns.
- The Packers have a **63-16 record** (.797) when they record **at least two takeaways** in a game under Head Coach **Mike McCarthy**. A look at the Packers' record by the number of takeaways since 2006:

Takeaways In Game	GB Record Since 2006
None	4-15 (.211)
One	27-18-1 (.598)
Two	28-9 (.757)
Three-plus	35-7 (.833)

## PACKERS AT BEARS - WEEK 1

### AMONG THE LEADERS

QB **Aaron Rodgers** put together some masterful performances during the 2014 regular season. He threw for three-plus touchdowns eight times, recorded a passer rating over 120.0 seven times and totaled 300-plus yards passing eight times, including the second-highest single-game total of his career with 418 yards in Week 8 at New Orleans.

- He had eight three-touchdown/zero-interception games in 2014, which was tied for first in NFL history with NE QB Tom Brady (2007).
- In Week 10 of the 2014 season, he joined Raiders QB Daryle Lamonica (vs. BUF, Oct. 19, 1969) as the only players in NFL history to throw for six touchdowns in a first half.
- In 2014, he became the first quarterback in NFL history to throw for 18-plus touchdowns with one or fewer INTs in the first seven games of a season.
- His 13 games (min. 15 attempts) without an interception in 2014 were the third most in a regular season in NFL history.
- Rodgers extended his NFL record by finishing the 2014 regular season with a passer rating above 100.0 for the sixth season in a row. Rodgers' 112.2 passer rating was the second-best mark in a season in team history, trailing only his own rating of 122.5 in 2011.
- Dating back to 2012, he has thrown 418 passes at home without an interception and 36 consecutive touchdown passes at home without an interception, both NFL records.
- Rodgers once again finished the regular season among the league leaders in several categories this season:

<u>Quarterback</u>	<u>Passer Rating</u>
1. Tony Romo, DAL	113.2
<b>2. Aaron Rodgers, GB</b>	<b>112.2</b>
3. Ben Roethlisberger, PIT	103.3

<u>Quarterback</u>	<u>Passing Touchdowns</u>
1. Andrew Luck, IND	40
2. Peyton Manning, DEN	39
<b>3. Aaron Rodgers, GB</b>	<b>38</b>

<u>Quarterback</u>	<u>TD/INT Ratio (min. 250 att.)</u>
<b>1. Aaron Rodgers, GB</b>	<b>7.6</b>
2. Tony Romo, DAL	3.8
3. Tom Brady, NE	3.7

- Rodgers was responsible for two of the six highest single-game passer ratings in the 2014 regular season. He was also the only player in the NFL with two of the top 10 passer ratings (min. 20 att.):

<u>Quarterback</u>	<u>Single-Game Passer Rating</u>
1. Geno Smith, 12/28 at MIA	158.3
2. Peyton Manning, 10/19 vs. SF	157.2
3. Matt Ryan, ATL, 9/18 vs. TB	155.9
<b>4. Aaron Rodgers, GB, 10/19 vs. CAR 154.5</b>	
5. Tony Romo, DAL, 12/21 vs. IND	151.7
<b>6. Aaron Rodgers, GB, 9/28 at CHI 151.2</b>	

- His 154.5 rating in a Week 7 win over Carolina was the second best of his career and **ranked No. 3 in team history** (min. 20 att.).

<u>Quarterback</u>	<u>Single-Game Passer Rating</u>
<b>1. Aaron Rodgers, 10/25/09 at CLE 155.4</b>	
2. Brett Favre, 12/22/03 at OAK	154.9
<b>3. Aaron Rodgers, 10/19 vs. CAR 154.5</b>	

- Rodgers recorded seven games (min. 15 attempts) with a passer rating of 120.0 or more in 2014, tied for the most in the NFL last regular season:

<u>Player</u>	<u>120-Plus Passer Rating Games (2014)</u>
<b>1t. Aaron Rodgers, GB</b>	<b>7</b>
1t. Tony Romo, DAL	7
3t. Peyton Manning, DEN	5
3t. Philip Rivers, SD	5

- Rodgers' 38 touchdowns in 2014 tied for the fourth most in a single season in franchise history:

<u>Player</u>	<u>TD Passes</u>
1. Aaron Rodgers, 2011	45
2t. Aaron Rodgers, 2012	39
2t. Brett Favre, 1996	39
<b>4t. Aaron Rodgers, 2014</b>	<b>38</b>
4t. Brett Favre, 1995	38

- A look at where Rodgers ranks in several categories **since 2011** (min. 500 attempts):

<u>Quarterback</u>	<u>Passer Rating</u>
<b>1. Aaron Rodgers, GB</b>	<b>112.6</b>
2. Peyton Manning, IND/DEN	107.8
3. Drew Brees, NO	102.1

<u>Quarterback</u>	<u>Touchdowns</u>
1. Drew Brees, NO	161
<b>2. Aaron Rodgers, GB</b>	<b>139</b>
3t. Tom Brady, NE	131
3t. Peyton Manning, IND/DEN	131

<u>Quarterback</u>	<u>Yards/Attempt</u>
<b>1. Aaron Rodgers, GB</b>	<b>8.51</b>
2. Peyton Manning, IND/DEN	8.08
3. Russell Wilson, SEA	7.95

<u>Quarterback</u>	<u>Completion Pct.</u>
1. Drew Brees, NO	68.0
2. Peyton Manning, IND/DEN	67.7
<b>3. Aaron Rodgers, GB</b>	<b>67.0</b>

<u>Quarterback</u>	<u>TD/INT Ratio</u>
<b>1. Aaron Rodgers, GB</b>	<b>5.56 (139/25)</b>
2. Peyton Manning, DEN	3.64 (131/36)
3. Tom Brady, NE	3.28 (131/40)

<u>Quarterback</u>	<u>Yards/Completion</u>
1. Brian Hoyer, NE/ARI/CLE	13.01
<b>2. Aaron Rodgers, GB</b>	<b>12.70</b>
3. Cam Newton, CAR	12.61





## PACKERS AT BEARS - WEEK 1

## A RATINGS SUCCESS

**QB Aaron Rodgers** recorded a 100-plus passer rating 11 times during the 2014 regular season, the most in the NFL. Since taking over as the starter in 2008, Rodgers is **No. 1 in the NFL** in 100-plus passer rating games (min. 15 attempts) over that span:

<u>Quarterback</u>	<u>100-Rating Games (Since '08)</u>
1. Aaron Rodgers, GB	62
2. Drew Brees, NO	59
3. Philip Rivers, SD	53

► A look at where Rodgers ranks in the NFL **since 2011** (min. 15 att.):

<u>Quarterback</u>	<u>100-Rating Games</u>
1. Aaron Rodgers, GB	37
2. Drew Brees, NO	35
3t. Tom Brady, NE / Tony Romo, DAL	31

► Rodgers was **No. 2 in the NFL** during the 2014 regular season (min. 15 att.) with five games with a passer rating over 130.0:

<u>Quarterback</u>	<u>130-Rating Games</u>
1. Tony Romo, DAL	6
2. Aaron Rodgers, GB	5

► Since 2011, Rodgers **leads the NFL** in games with a passer rating of at least 130.0 (min. 15 att.):

<u>Quarterback</u>	<u>130-Rating Games</u>
1. Aaron Rodgers, GB	16
2t. Drew Brees, NO	12
2t. Tony Romo, DAL	12
4. Peyton Manning, DEN	11

► Rodgers was the only quarterback in the NFL to have two 150-plus rating games during the 2014 regular season.

## PUTTING UP THE POINTS

**QB Aaron Rodgers** ranked **No. 3 in the league** in the regular season with 38 touchdown passes and **No. 2 in the NFL** with a touchdown percentage of 7.3.

► Rodgers recorded at least three touchdown passes in eight games last season, tied for **No. 1 in the NFL** in 2014:

<u>Player</u>	<u>Games With 3+ Passing TDs</u>
1t. Aaron Rodgers, GB	8
1t. Peyton Manning, DEN	8
3t. Andrew Luck, IND	7
3t. Tony Romo, DAL	7
3t. Philip Rivers, SD	7

► Since becoming the starter in 2008, he has 43 games with at least three touchdown passes during the regular season, the **third most in the league** over that time span:

<u>Player</u>	<u>Games With 3+ Passing TDs</u>
1. Drew Brees, NO	48
2. Peyton Manning, IND/DEN	44
3. Aaron Rodgers, GB	43
4. Philip Rivers, SD	35

## COOL UNDER FIRE

According to STATS LLC, **QB Aaron Rodgers** completed 80 of 123 passes (65.0%) for 1,119 yards, 15 touchdowns, one interception and a league-high passer rating of 130.4 against the blitz last season.

► A look at where Rodgers ranked against the blitz during the 2014 regular season (min. 60 att.):

<u>Quarterback</u>	<u>Passer Rating</u>
1. Aaron Rodgers, GB	130.4
2. Philip Rivers, SD	123.2
3. Tony Romo, DAL	117.5
4. Ben Roethlisberger, PIT	113.0

<u>Quarterback</u>	<u>Passing TDs</u>
1t. Aaron Rodgers, GB	15
1t. Tony Romo, DAL	15
3t. Four players	13

<u>Quarterback</u>	<u>TD Percentage</u>
1. Aaron Rodgers, GB	12.2
2. Tony Romo, DAL	11.3
3. Philip Rivers, SD	8.5
4. Mark Sanchez, PHI	7.9

► In 103 career starts, Rodgers has posted a 100-plus passer rating against the blitz 52 times (40-12 record in those games). That includes 29 games with a 125-plus rating, a mark he surpassed five times in 2014: 154.4 in Week 2, 145.8 in Week 5, 132.8 in Week 10, 125.1 in Week 11, 126.3 in Week 12 and 156.3 in Week 13.

► A glance at where some of Rodgers' numbers against the blitz rank among active quarterbacks **since 2008** (according to STATS LLC, min. 400 attempts):

<u>Quarterback</u>	<u>Passer Rating</u>
1. Aaron Rodgers, GB	110.7
2. Tom Brady, NE	104.0
3. Drew Brees, NO	102.6

<u>Quarterback</u>	<u>TD Percentage</u>
1. Aaron Rodgers, GB	8.0
2. Peyton Manning, IND/DEN	6.6
3. Philip Rivers, SD	6.4

<u>Quarterback</u>	<u>Yards/Attempt</u>
1. Aaron Rodgers, GB	8.94
2. Philip Rivers, SD	8.83
3. Drew Brees, NO	8.38

<u>Quarterback</u>	<u>25-Yard Passes</u>
1. Philip Rivers, SD	91
2. Eli Manning, NYG	89
3. Aaron Rodgers, GB	87

<u>Quarterback</u>	<u>TD/INT Ratio</u>
1. Tom Brady, NE	7.22
2. Aaron Rodgers, GB	3.89
3. Drew Brees, NO	3.44

## PACKERS AT BEARS - WEEK 1

### CLIMBING FAST

QB **Aaron Rodgers** has continued to reach marks in record time.

- Rodgers made his 100th career start during the 2014 regular season in a Week 14 victory over the Atlanta Falcons. He ranks **No. 1 in NFL history** in a quarterback's first 100 starts in:

- Passing yards (27,520)
- Zero-INT games (58)
- 100-plus passer rating games (60)
- Passer rating (107.3)
- TD/INT ratio (4.11, 222-54)

- In Week 5 against Minnesota last season, Rodgers threw the 200th touchdown of his career during the regular season. According to the Elias Sports Bureau, Rodgers set an NFL record for the fewest interceptions at the time of his 200th career touchdown pass with 53. It topped New England QB Tom Brady's (88) record by 35 interceptions.

- Rodgers reached 200 career touchdown passes in his 99th career game, the second fastest in NFL history behind only Dolphins QB Dan Marino (89 games).

<u>Player</u>	<u># Games To 200 TD Passes</u>
1. Dan Marino, MIA	89
<b>2. Aaron Rodgers, GB</b>	<b>99</b>
3. Peyton Manning, IND	106
4. Brett Favre, GB	107
5. Tom Brady, NE	116

- He posted his 3,000th career passing attempt in the Week 2 win over the Jets in 2014, becoming just the third player in franchise history to register 3,000 career passing attempts (Brett Favre, 8,754; Bart Starr, 3,149).

- At the time of his 3,000th career passing attempt, Rodgers had 53 career interceptions, an NFL record by a quarterback for the fewest INTs at the time of his 3,000th career attempt (Neil O'Donnell, 59 INTs).

- Also in Week 2, Rodgers (25,871) moved past Bart Starr (24,718) for No. 2 on the all-time franchise list for passing yards.

- According to the Elias Sports Bureau, Rodgers reached the 25,000-yard mark in the fewest attempts in NFL history:

<u>Player</u>	<u>Pass Attempts To 25,000 Yards</u>
<b>1. Aaron Rodgers, GB</b>	<b>3,065</b>
2. Kurt Warner, STL/NYG/AZ	3,076
3. Ben Roethlisberger, PIT	3,109

- He reached 25,000 yards in his 98th regular-season game, making Rodgers the fourth fastest to get to the mark in league history in terms of games.

<u>Player</u>	<u># Games To 25,000 Yards</u>
1. Dan Marino, MIA	92
2t. Peyton Manning, IND/DEN	97
2t. Kurt Warner, STL/NYG/ARI	97
<b>4. Aaron Rodgers, GB</b>	<b>98</b>

### TAKING HIS PLACE AMONG THE GAME'S BEST

Rodgers surpassed the 1,500-attempt plateau for his career in 2010, the benchmark to qualify for passer rating in the NFL record book.

- Rodgers has completed 2,286 of 3,475 passes (65.8 percent) in his career for 28,578 yards and 226 touchdowns with 57 interceptions for a 106.0 passer rating in the regular season, **No. 1 in NFL history**:

<u>Quarterback</u>	<u>Career Passer Rating</u>
<b>1. Aaron Rodgers, GB</b>	<b>106.0</b>
2. Tony Romo, DAL	97.6
3. Peyton Manning, IND/DEN	97.5
4. Steve Young, TB/SF	96.8
5. Tom Brady, NE	95.9

- With his 112.2 passer rating last season (second highest of his career), Rodgers became the **first quarterback in NFL history** to register six straight 100-plus passer rating seasons. 49ers QB Steve Young (1991-94) accomplished the feat in four consecutive seasons.

- With 4,295 passing yards in 2012, Rodgers brought his total in five seasons as a starter to 21,332. That ranked **No. 1 in NFL history** for the most passing yards by a QB in his first five seasons as a starter, topping the previous mark held by Peyton Manning (20,618, 1998-2002).

- In 103 career regular-season starts, Rodgers has eclipsed the century mark in passer rating 62 times and recorded 40 games of 300-plus yards. He threw for over 300 yards eight times last season and recorded a passer rating over 100.0 11 times.

- Where Rodgers ranks among active NFL quarterbacks **since he took over as the starter in 2008** (min. 1,000 attempts):

<u>Quarterback</u>	<u>Passing Yards</u>
1. Drew Brees, NO	34,844
2. Philip Rivers, SD	29,967
3. Eli Manning, NYG	28,370
<b>4. Aaron Rodgers, GB</b>	<b>28,249</b>
<u>Quarterback</u>	<u>Passing TDs</u>
1. Drew Brees, NO	262
<b>2. Aaron Rodgers, GB</b>	<b>225</b>
3. Peyton Manning, IND/DEN	224
<u>Quarterback</u>	<u>Passer Rating</u>
<b>1. Aaron Rodgers, GB</b>	<b>106.6</b>
2. Peyton Manning, IND/DEN	101.6
3. Drew Brees, NO	100.5
<u>Quarterback</u>	<u>Yards/Attempt</u>
<b>1. Aaron Rodgers, GB</b>	<b>8.27</b>
2. Philip Rivers, SD	8.04
3. Russell Wilson, SEA	7.95
<u>Quarterback</u>	<u>INT Percentage</u>
1. Tom Brady, NE	1.62
<b>2. Aaron Rodgers, GB</b>	<b>1.64</b>
3. Alex Smith, SF/KC	1.92
<u>Quarterback</u>	<u>25-Yard Passes</u>
1. Drew Brees, NO	263
<b>2. Aaron Rodgers, GB</b>	<b>245</b>
3. Philip Rivers, SD	229
<u>Quarterback</u>	<u>Rushing Yards</u>
1. Cam Newton, CAR	2,571
2. Michael Vick, PHI/NYJ	2,151
3. Russell Wilson, SEA	1,877
<b>4. Aaron Rodgers, GB</b>	<b>1,784</b>



## PACKERS AT BEARS - WEEK 1

## TAKING CARE OF THE BALL

Since taking over as the starter in 2008, QB **Aaron Rodgers** has been one of the best in the league when it comes to limiting interceptions. He **ranked No. 1 in the NFL** during the 2014 regular season with five interceptions, the third fewest in a single regular season (min. 250 att.) in Packers' history.

- ▶ Rodgers finished the 2014 regular season with the fewest interceptions of his career since taking over as the starter in 2008:

<u>Year</u>	<u>Interceptions</u>	<u>GP</u>
<b>1. 2014</b>	<b>5</b>	<b>16</b>
2t. 2011	6	15
2t. 2013	6	9

- ▶ Rodgers finished the 2014 regular season on streaks of throwing 418 passes at home without an interception and 36 consecutive touchdown passes at home without an interception, both NFL records.
- ▶ Rodgers posted seven consecutive zero-interception games during the 2014 regular season (Weeks 2-7), passing Bart Starr's franchise record of six (min. 15 attempts a game) set in 1964.
- ▶ Rodgers joined Patriots QB Tom Brady (2007) as the only players in NFL history to register four straight three-touchdown/zero-interception games in a single season (Weeks 4-7, 2014). His eight overall last season also tied Brady (2007) for the most during a single regular season.
- ▶ Rodgers has thrown just 57 interceptions as a starter. His career INT percentage of 1.6 (57 INTs on 3,475 attempts) ranks **No. 1 in NFL history** (min. 1,500 attempts):

<u>Quarterback</u>	<u>Career INT Pct.</u>
<b>1. Aaron Rodgers, GB</b>	<b>1.6</b>
2. Tom Brady, NE	2.0

- ▶ Rodgers also ranks **No. 1 in league annals** in career TD/INT ratio:

<u>Quarterback</u>	<u>TD/INT Ratio</u>
<b>1. Aaron Rodgers, GB</b>	<b>3.96 (226/57)</b>
2. Tom Brady, NE	2.74 (392/143)
3. Peyton Manning, IND/DEN	2.26 (530/234)

- ▶ Rodgers had an interception percentage of 0.96 in the 2014 regular season. He holds three of the four lowest interception-percentage marks (min. 200 attempts) in a season in team history:

<u>Quarterback</u>	<u>Season INT Pct.</u>
<b>1. Aaron Rodgers, 2014</b>	<b>0.96 (5 INTs, 520 att.)</b>
<b>2t. Aaron Rodgers, 2011</b>	<b>1.20 (6 INTs, 502 att.)</b>
2t. Bart Starr, 1966	1.20 (3 INTs, 251 att.)
<b>4. Aaron Rodgers, 2009</b>	<b>1.29 (7 INTs, 541 att.)</b>

- ▶ Rodgers leads the NFL with 60 zero-INT games (min. 15 att.) since 2008:

<u>Quarterback</u>	<u>Zero-INT Games</u>
<b>1. Aaron Rodgers, GB</b>	<b>60</b>
2. Tom Brady, NE	54

- ▶ Rodgers recorded 212 pass attempts without an interception in the first half of the 2014 season (Weeks 1-8). It was the **longest streak of his career** and the **second-longest streak** in franchise history:

<u>Quarterback</u>	<u>Cons. Att. W/O An INT</u>
1. Bart Starr, 1964-65	294
<b>2. Aaron Rodgers, 2014</b>	<b>212</b>
<b>3. Aaron Rodgers, 2014</b>	<b>202</b>

## HITTING HIS MARK

QB **Aaron Rodgers** completed at least 70 percent of his passes six times last season, including connecting on a career-best (min. 20 att.) 86.36 percent (19-22) of his throws in Week 7 vs. Carolina, which was also the third-highest single-game mark in franchise history.

- ▶ Rodgers ranks **No. 3 in NFL history** in career completion percentage (min. 1,500 attempts):

<u>Quarterback</u>	<u>Career Completion Pct.</u>
1. Drew Brees, SD/NO	66.20
2. Chad Pennington, NYJ/MIA	66.05
<b>3. Aaron Rodgers, GB</b>	<b>65.78</b>

- ▶ Rodgers holds the top three and four of the top five single-season marks in team annals:

<u>Quarterback</u>	<u>Completion Pct.</u>
<b>1. Aaron Rodgers, 2011</b>	<b>68.33</b>
<b>2. Aaron Rodgers, 2012</b>	<b>67.21</b>
<b>3. Aaron Rodgers, 2013</b>	<b>66.55</b>
4. Brett Favre, 2007	66.54
<b>5. Aaron Rodgers, 2010</b>	<b>65.68</b>

## THIRD DOWN IS THE CHARM

In 2014, QB **Aaron Rodgers** recorded a passer rating of 100-plus on third downs in 11 regular season games:

- Week 2: passer rating of 134.0 - 6 of 9 - 85 yards - one TD
- Week 3: passer rating of 100.6 - 3 of 7 - 39 yards and one TD
- Week 4: passer rating of 153.3 - 7 of 7 - 79 yards - two TDs
- Week 5: passer rating of 120.8 - 3 of 5 - 35 yards - one TD
- Week 6: passer rating of 104.0 - 6 of 11 - 69 yards - one TD
- Week 10: passer rating of 153.3 - 5 of 7 - 108 yards - three TDs
- Week 11: passer rating of 133.5 - 7 of 11 - 127 yards - one TD
- Week 13: passer rating of 143.9 - 10 of 13 - 184 yards - one TD
- Week 14: passer rating of 122.5 - 5 of 9 - 80 yards - one TD
- Week 16: passer rating of 131.7 - 6 of 9 - 80 yards - one TD
- Week 17: passer rating of 142.7 - 7 of 8 - 70 yards - one TD

- ▶ During the 2014 regular season, Rodgers completed 81 of 134 passes for 1,228 yards, 15 touchdowns, two interceptions and a passer rating of 121.7 on third down, the highest in the NFL (min. 50 att.):

<u>Quarterback</u>	<u>Passer Rating</u>
<b>1. Aaron Rodgers, GB</b>	<b>121.7</b>
2. Carson Palmer, ARI	119.4
3. Tony Romo, DAL	117.1

- ▶ A glance at where Rodgers ranks on third down during the regular season in several categories since 2009 (min. 250 attempts):

<u>Quarterback</u>	<u>Passer Rating</u>
<b>1. Aaron Rodgers, GB</b>	<b>112.7</b>
2. Tom Brady, NE	101.2
3. Drew Brees, NO	100.2

<u>Quarterback</u>	<u>TD/INT Ratio</u>
1. Tom Brady, NE	5.25 (63/12)
<b>2. Aaron Rodgers, GB</b>	<b>4.77 (62/13)</b>
3. Ben Roethlisberger, PIT	3.27 (49/15)

<u>Quarterback</u>	<u>Yards/Attempt</u>
<b>1. Aaron Rodgers, GB</b>	<b>9.15</b>
2. Philip Rivers, SD	8.49
3. Colin Kaepernick, SF	8.37



## PACKERS AT BEARS - WEEK 1

### LONG-DISTANCE DEDICATION

QB **Aaron Rodgers** has thrown 16 touchdown passes of 70-plus yards in his career to rank **No. 1 in NFL history** (Brett Favre and Peyton Manning-15).

- ▶ With the 16 TD passes of 70-plus yards since 2008, Rodgers has five more than any NFL quarterback in the category over that span (Eli Manning, 11).
- ▶ Rodgers is the **only quarterback in the league** to have at least one 70-yard TD pass each of the last seven seasons (2008-14).
- ▶ Since 2008, Rodgers leads the league with 24 touchdown passes of 60-plus yards (NYG-Eli Manning, 18).
- ▶ Dating back to 2008, Rodgers **ranks No. 1** among NFL quarterbacks with 49 completions of at least 50 yards (Drew Brees, 43).

### COBB CONTINUES TO CLIMB

WR **Randall Cobb** put together his finest season as a receiver in 2014, setting career marks in receptions (91), receiving yards (1,287) and receiving touchdowns (12).

- ▶ It was the first 1,000-yard receiving season of his career. He became the 12th different player in franchise history to reach the 1,000-yard receiving mark in a single season.
- ▶ Cobb set a career high with six consecutive games with a receiving touchdown (Games 4-9, 2014). It was tied for the third-longest streak by a Packers' player, and was the longest since Sharpe (six) in 1994.

<u>Packers Player</u>	<u>Cons. Games, TD Rec.</u>
1t. Don Hutson (1943-44)	7
1t. Don Hutson (1941-42)	7
<b>3t. Randall Cobb (2014)</b>	<b>6</b>
3t. Sterling Sharpe (1993)	6
3t. Billy Howton (1956)	6
6t. Greg Jennings (2007)	5
6t. Antonio Freeman (1998-99)	5
6t. Billy Howton (1952)	5
6t. Don Hutson (1942)	5

- ▶ Cobb had a career-high five 100-yard receiving games last season, which tied for the ninth-most 100-yard games by a Packers player in a single season.
- ▶ Cobb was the fifth player in franchise history to record 90 or more receptions in a season. His 91 receptions in 2014 rank No. 7 in team history for a single season:

<u>Packers Player</u>	<u>Receptions</u>
1. Sterling Sharpe (1993)	112
2. Sterling Sherpe (1992)	108
3. Robert Brooks (1995)	102
<b>4. Jordy Nelson (2014)</b>	<b>98</b>
5. Sterling Shrpe (1994)	94
6. Donald Drive (2006)	92
<b>7. Randall Cobb (2014)</b>	<b>91</b>
8. Sterling Sharpe (1989)	90
9. Javon Walker (2004)	89
10. Donald Driver (2005)	86

### COBB MAKES CATCHES COUNT

WR **Randall Cobb** hauled in 91 passes for the Packers in 2014, including many for first downs and touchdowns.

- ▶ Cobb led the league in red-zone receiving touchdowns last season (10) and his 12 overall receiving touchdowns were tied for **No. 4 in the NFL**:

<u>Player</u>	<u>Touchdown Receptions</u>
1. Dez Bryant, DAL	16
<b>2t. Jordy Nelson, GB</b>	<b>13</b>
2t. Antonio Brown, PIT	13
<b>4t. Randall Cobb, GB</b>	<b>12</b>
4t. Odell Beckham Jr., NYG	12
4t. Mike Evans, TB	12
4t. Antonio Gates, SD	12
4t. Rob Gronkowski, NE	12
4t. Julius Thomas, DEN	12

- ▶ In 2014, Cobb led the team and ranked **No. 4 in the NFL** with 71 of his 91 receptions going for first downs (78.0 percent):

<u>Player</u>	<u>First Down Percentage</u>
1. Calvin Johnson, DET	83.1
2. Terrance Williams, DAL	81.1
3. Coby Fleener, IND	78.4
<b>4. Randall Cobb, GB</b>	<b>78.0</b>
5. Andre Roberts, WAS	77.8

- ▶ Cobb's 71 receptions that went for first downs **tied with teammate Jordy Nelson for No. 3 in the NFL** last season:

<u>Player</u>	<u>Receiving First Downs</u>
1. Antonio Brown, PIT	85
2. Julio Jones, ATL	76
<b>3t. Randall Cobb, GB</b>	<b>71</b>
<b>3t. Jordy Nelson, GB</b>	<b>71</b>
5t. Emmanuel Sanders, DEN	69
5t. Demaryius Thomas, DEN	69

- ▶ Cobb tied Nelson and hauled in a team-high 12 receptions that went for 25 or more yards in 2014, which **tied for No. 7 in the NFL** in 2014:

<u>Player</u>	<u>Receptions, 25+ Yards</u>
1. T.Y. Hilton, IND	17
2. Emmanuel Sanders, DEN	16
3t. DeSean Jackson, WAS	15
3t. Demaryius Thomas, DEN	15
5. Antonio Brown, PIT	14
6. Mike Evans, TB	13
<b>7t. Randall Cobb, GB</b>	<b>12</b>
<b>7t. Jordy Nelson, GB</b>	<b>12</b>
7t. DeAndre Hopkins, HOU	12
7t. Alshon Jeffery, CHI	12
7t. Jeremy Maclin, PHI	12
7t. Golden Tate, DET	12



## PACKERS AT BEARS - WEEK 1

## USING THE BACKS

As the 2014 regular season wore on, Green Bay's backfield elevated its play.

- The Packers recorded 25-plus carries and 100 yards 11 times in the final 12 regular season games (Weeks 5-8, 10-17), averaging at least 4 yards a carry in Weeks 7 (4.1), 8 (4.7), 10 (4.1), 11 (4.4), 12 (4.8), 13 (4.5), 14 (6.0), 15 (6.3) and 17 (4.0).
- Dating back to the 2013 regular season, Green Bay is 13-2 in the last 15 games it ran the ball at least 25 times, including 10-1 during the 2014 regular season. The Packers are 73-15-1 under Head Coach **Mike McCarthy** when running the ball 25-plus times.
- RB **Eddie Lacy** finished **tied for No. 3 among running backs** with 13 touchdowns in 2014 (nine rushing / four receiving):

Running Back	Overall Touchdowns
1. Marshawn Lynch, SEA	17
2. Jamaal Charles, KC	14
<b>3t. Eddie Lacy, GB</b>	<b>13</b>
3t. Arian Foster, HOU	13
3t. DeMarco Murray, DAL	13

- His nine rushing touchdowns were also **tied for third in the NFL**.
- Green Bay's run game had a breakout performance in the victory over the Vikings in Week 5, recording 156 yards on 28 carries (5.6 avg.) with two touchdowns. Its fourth-highest performance came against Minnesota in Week 12, totaling 155 yards on 32 carries (4.8 avg.).
- In Week 14, Green Bay set a 2014 season high with 179 yards on 30 carries (6.0 avg.). It followed it up in Week 15 with 158 yards on 25 carries (6.3 avg.) with one touchdown. Green Bay finished off the 2014 regular season with 152 yards on 32 carries (4.0 avg.) in Week 17, including Lacy becoming only running back to record 100 yards rushing against Detroit this regular season.
- Twice last season, Week 7 and Week 14, Lacy and **James Starks** each averaged over 5 yards a carry and both recorded a rushing touchdown.
- Lacy **set a franchise record** by surpassing 100-plus scrimmage yards in nine consecutive games (Games 8-16).
- Lacy tallied 10 games with 100-plus scrimmage yards during the 2014 regular season, which tied for **No. 4 in the NFL**.

Player	100+ Yards From Scrimmage Games
1t. Le'Veon Bell, PIT	13
1t. DeMarco Murray, DAL	13
3. Arian Foster, HOU	11
<b>4t. Eddie Lacy, GB</b>	<b>10</b>
4t. Demaryius Thomas, DEN	10

- Lacy registered six games with 95-plus rushing yards during the 2014 regular season, tying for the **third most in the NFL in 2014**.
- Lacy (2,217) passed John Brockington (2,132) for the most rushing yards by a Packers' running back in his first two NFL seasons.
- Lacy became the **first player in team history** to post 1,000 rushing yards and 10-plus total TDs in both of his first two seasons.
- With 1,139 rushing yards during the 2014 season, Lacy became the **fifth player in franchise history** to record consecutive 1,000-yard rushing seasons (Ryan Grant, 2008-09 / Ahman Green, 2000-04 / John Brockington, 1971-73 / Jim Taylor, 1960-64).
- Green Bay utilized the running-back position in the pass game as well:
  - Lacy recorded 123 yards on eight receptions at New Orleans in Week 8 of 2014, the second most by a Green Bay running back since the 1970 AFL-NFL merger, trailing only Eddie Lee Ivey's 128 yards at Tampa Bay on Oct. 12, 1980.
  - He became the **first Green Bay running back** to post a 100-yard receiving game since Edgar Bennett (101 yards) on Dec. 18, 1994 (vs. Atlanta).

- Lacy registered a 67-yard reception against the Saints and a 56-yard touchdown reception versus Chicago to become the first Packers' running back to record 55-yard receptions in consecutive games.
- Lacy registered 32-yard touchdown reception in a Week 11 victory over Philadelphia in 2014.
- Lacy was the **first Packers back ever** to record 100 yards from scrimmage and a touchdown reception in three consecutive games (Weeks 10-12, 2014).
- Lacy's four touchdown receptions in 2014 were the most for a Packers' RB in a single season since Ahman Green had five in 2003. His 427 receiving yards were the most since Green's 594 in 2001.
- Lacy's 182 yards from scrimmage in Week 8 at New Orleans were the most by a Green Bay running back since Najeh Davenport posted 186 vs. St. Louis on Nov. 29, 2004.
- In Week 5 last season, Lacy rushed for 105 yards on 13 carries (8.1 avg.) and recorded his second career game with two rushing touchdowns (vs. Pittsburgh, Week 16 in 2013). It was his lowest attempt total in a 100-yard rushing game and his best per-carry average in a game (min. 10 att.).
- Lacy recorded seven 100-yard rushing games during the 2013-14 regular seasons, **tied for the sixth most in the NFL** over that span.
- According to STATS LLC, the Packers recorded 67 runs of 10-plus yards during the 2014 regular season, the **second most in the NFL**. Lacy accounted for 38 of those, **No. 3 in the league last season**:

Player	Rushes Of 10-Plus Yards
1. DeMarco Murray, DAL	45
2. Justin Forsett, BAL	40
<b>3. Eddie Lacy, GB</b>	<b>38</b>
4. Marshawn Lynch, SEA	35

## RACKING UP POINTS

K **Mason Crosby** is moving his way up the record books.

- With 1,037 career points, **Mason Crosby** passed NE K Stephen Gostkowski (1,023) for the most points by an NFL player in his first eight regular seasons. He is only the second player in franchise history to reach 1,000 career points:

Player	Career Points
1. Ryan Longwell, 1997-2004	1,054
<b>2. Mason Crosby, 2007-14</b>	<b>1,037</b>
3. Don Hutson, 1935-45	823

- Crosby (1,138) passed Longwell (1,119) for the most points scored in the regular and postseason combined in franchise history.
- Crosby had 134 points during the 2014 regular season, giving him the eighth 100-point season of his career and tying with Ryan Longwell (1997-2004) for the franchise record.
- Including 2013, Crosby made 19 consecutive field goals in the regular season, until his final kick against the Bears was blocked in Week 4 of 2014. He now owns the two longest consecutive field-goal streaks in franchise history (23 straight from 2010-11).
- Dating back to the 2013 regular season, Crosby made at least one FG in 17 consecutive regular-season games before not getting an attempt in Week 3 at Detroit last year. It is the longest streak in team history.

Player	Consec. Games/FG
<b>1. Mason Crosby, 2013-14</b>	<b>17</b>
2. Ryan Longwell, 2004-05	15

- Crosby connected on a 53-yard field goal in Week 14, extending his career franchise record for the most 50-yard FGs. It was the longest field goal by a Packer kicker at Lambeau Field on Dec. 1 or later.

## PACKERS AT BEARS - WEEK 1

### CLAY FINDS HIS WAY TO THE BALL

LB **Clay Matthews** led the team with 11.0 sacks during the 2014 regular season. It gave him 61.0 sacks since entering the NFL in 2009, which is **tied for No. 5 in the league** over that span:

<u>Player</u>	<u>Sacks (Since 2009)</u>
1. Jared Allen, MIN/CHI	76.5
2. DeMarcus Ware, DAL/DEN	73.5
3. Elvis Dumervil, DEN/BAL	64.0
4. Cameron Wake, MIA	63.0
<b>5t. Clay Matthews, GB</b>	<b>61.0</b>
5t. Tamba Hali, KC	61.0

- ▶ Matthews finished the 2014 regular season with at least one sack in seven of the last nine games, totaling 9.5 sacks over that span.
- ▶ His 8.5 sacks in the final eight games of 2014 were a career best and tied Ezra Johnson (1983) for the third most in the second half of the regular season in franchise history (since 1982). They were also the most since DE Kabeer Gbaja-Biamila had 11.0 in 2004. Matthews tied for the fifth-most in the NFL last season in Games 9-16.
- ▶ Matthews' impact on the opposing offenses was felt beyond sacks last season due to the multiple positions he played. He finished the 2014 regular season second among Packers' linebackers with 69 tackles, which tied for the second most (2011) he recorded in his career (83 in 2010). His six passes defended also tied for the second most (2009) he recorded in a single season (nine in 2011). His two forced fumbles in 2014 tied for the third most he has registered in a season. He also registered the fifth interception of his career last season.
- ▶ Matthews was one of three players in the league with at least one interception, one forced fumble and 10 sacks last season:

<u>Player</u>	<u>Sacks</u>
1. J.J. Watt, HOU	20.5
<b>2. Clay Matthews, GB</b>	<b>11.0</b>
3. DeMarcus Ware, DEN	10.0

- ▶ Matthews is **tied for No. 1 in team history** in 10-sack seasons and is **No. 4** in two-sack games:

<u>Player</u>	<u>10-Sack Seasons</u>
<b>1t. Clay Matthews, 2009-10, 2012, 2014</b>	<b>4</b>
1t. Reggie White, 1993, 1995, 1997-98	4
1t. Kabeer Gbaja-Biamila, 2001-04	4

<u>Player</u>	<u>Two-Sack Games</u>
1. Reggie White, 1993-98	16
2. Kabeer Gbaja-Biamila, 2000-08	15
3. Tim Harris, 1986-90	14
<b>4. Clay Matthews, 2009-14</b>	<b>12</b>

- ▶ Matthews ranks No. 3 in team history with 61.0 career sacks (games played in parentheses):

<u>Player</u>	<u>Career Sacks</u>
1. Kabeer Gbaja-Biamila, 2000-08	74.5 (124)
2. Reggie White, 1993-98	68.5 (95)
<b>3. Clay Matthews, 2009-14</b>	<b>61.0 (85)</b>

### HEADED NORTH

During the 2014 offseason the Packers signed LB **Julius Peppers**. The former Carolina Panther and Chicago Bear has shown throughout his career the ability to do a little bit of everything on defense, and the 2014 season was no different.

- ▶ Peppers and Houston Texans DE J.J. Watt were the only players in the NFL last season to have at least one sack (seven), a forced fumble (four), a fumble recovery (three), an interception (two) and a defensive touchdown (two).
- ▶ For the fifth time in his career, Peppers recorded a sack, an interception, a forced fumble and a fumble recovery in a season (2004 / 2007 / 2009 / 2013 / 2014). Dating back to 2002 when he entered the league, that is **tied for the second-most seasons in the NFL** to record a stat in all four categories:

<u>Player</u>	<u>Seasons with Sack/INT/FF/FR</u>
1. Charles Woodson, OAK/GB	7
<b>2t. Julius Peppers (CAR/CHI/GB)</b>	<b>5</b>
2t. Keith Bulluck (TEN)	5
2t. Michael Lewis (PHI/SF)	5
2t. Ray Lewis (BAL)	5

- ▶ He was **tied for No. 7 in the NFL** with five takeaways last season.
- ▶ In his first NFC North game for the Packers, Peppers forced a fumble that he recovered on a sack of Lions QB Matthew Stafford in Week 3 (2014). Against Chicago in Week 10, he did the same thing to QB Jay Cutler.
- ▶ Peppers had 2.5 sacks in division games last season. Since joining the NFC North in 2010, Peppers is tied for the **10th-most sacks** against division opponents (19.0).
- ▶ Peppers is **No. 4 among active players** with 125.5 career sacks during the regular season:

<u>Player</u>	<u>Career Sacks</u>
1t. Jared Allen (KC/MIN/CHI)	134.0
1t. John Abraham (NYJ/ATL/ARI)	133.5
3. DeMarcus Ware (DAL/DEN)	127.0
<b>4. Julius Peppers (CAR/CHI/GB)</b>	<b>125.5</b>

- ▶ Peppers is No. 16 in NFL history (since 1982) in sacks. He is one sack behind Derrick Thomas (126.5) for 15th place.
- ▶ Peppers returned an interception 49 yards for a touchdown in the Week 5 win over Minnesota last season.
- ▶ In Week 11 against the Eagles, Peppers recorded his 11th career interception, returning it 52 yards for touchdown to become the first player in NFL history with 100 career sacks and four interception returns for touchdowns. He also became the first linebacker in Packers' history to post two interception returns for touchdowns in the same season.
- ▶ He is the **only player in NFL history** to register at least 10 interceptions and 100.0 sacks (since 1982):

<u>Player</u>	<u>Career INTs</u>	<u>Career Sacks</u>
<b>1. Julius Peppers</b>	<b>11</b>	<b>125.5</b>
2. Lawrence Taylor	9	132.5
3t. Richard Dent	8	137.5
3t. Chris Doleman	8	150.5
3t. Rickey Jackson	8	128.0
3t. Jason Taylor	8	139.5





## PACKERS AT BEARS - WEEK 1

## CONTINUAL IMPACT

In his young career, DT **Mike Daniels** has seen his playing time steadily increase as well as his production. After playing in 14 games as a rookie in 2012, he played in all 16 in each of the last two seasons (2013-14). He led Green Bay's defensive line with 5.5 sacks and was the team leader in quarterback hits (19) and pressures (22) during the 2014 regular season.

► Daniels is second on the Packers with 12.0 sacks since the start of the 2013 season (Matthews-18.5). His 12.0 sacks are **No. 7 among NFL defensive tackles** over that span, according to STATS LLC:

<u>Player</u>	<u>Sacks 2013-14</u>
1. Gerald McCoy, TB	18.0
2. Marcell Dareus, BUF	17.5
3. Kyle Williams, BUF	16.0
4. Jurrell Casey, TEN	15.5
5. Ndamukong Suh, DET	14.0
6. Sen'Derrick Marks, JAX	12.5
7. <b>Mike Daniels, GB</b>	<b>12.0</b>

## STIFLING SIGNAL-CALLERS

Since 2009, opposing quarterbacks have completed 1,958 of 3,375 passes (58.0 percent) for 23,757 overall yards and 154 touchdowns with 132 interceptions against the Packers. The 78.7 passer rating registered by opposing signal-callers over that span ranks **No. 1 in the NFL**:

<u>Team</u>	<u>Opp. Passer Rating (Since 2009)</u>
1. <b>Green Bay</b>	<b>78.7</b>
2. Baltimore	78.7
3. Cincinnati	78.8
4. San Francisco	78.9

► Green Bay has held opposing starting quarterbacks to a passer rating of less than 80 in 47 of 96 games since 2009, including eight of 16 last season. The Packers have a **43-4 mark (.915)** in those contests.

► The Packers finished the 2014 regular season **No. 3 in the NFC** and **No. 7 in the NFL** in opponent passer rating:

<u>Team</u>	<u>Opp. Passer Rating</u>
1. Cleveland	74.1
2. Buffalo	74.5
3. Cincinnati	75.8
4. San Francisco	79.5
5. Seattle	80.4
6. Houston	80.4
7. <b>Green Bay</b>	<b>82.0</b>

► A look at the Packers' record by opponent passer rating since 2009:

<u>Passer Rating</u>	<u>GB Record Since 2009</u>
Less than 70	31-3 (.912)
70-79	11-1 (.917)
80-89	15-5 (.750)
90-99	1-5 (.167)
100-plus	9-14-1 (.396)

## DEFENSE SHIELD

The Packers' secondary is led by veteran cornerback **Sam Shields**, who earned his first trip to the Pro Bowl after a 2014 season that saw him record multiple interceptions for the fifth consecutive season.

► Shields is one of seven players in the NFL to register multiple interceptions in each of the last five seasons (2010-14).

► Including playoffs, Shields is **No. 3 in the NFL** among active players in interceptions since 2010:

<u>Player</u>	<u>Interceptions</u>
1. Richard Sherman, SEA	25
2. Tramon Williams, GB	22
3. <b>Sam Shields, GB</b>	<b>20</b>

► Shields registered an interception during the NFC Championship game at Seattle, giving him a franchise-record five career interceptions in the postseason.

## GOOD START

Fourth-year CB **Casey Hayward** has found a way to get his hands on the football in his young career. He tied for the team lead with three interceptions during the 2014 regular season, including one returned 82 yards for a touchdown in Week 10.

► In Week 11 of 2014, Hayward returned a fumble 49 yards for a touchdown against the Eagles. He became the first Green Bay defensive player to score a touchdown in back-to-back games since LB Keith McKenzie in 1999 (Weeks 13-14).

► Hayward, who also had two fumble recoveries, **tied for No. 6 in the NFL** last season in total takeaways with five.

► Hayward's nine interceptions tied for the sixth most by a Packers' player in their first three NFL regular seasons, dating back to 1970:

<u>Player</u>	<u>INTs In First Three NFL Seasons</u>
1. Tim Lewis (1983-85)	16
2. Ken Ellis (1970-72)	13
3. Tom Flynn (1984-86)	11
4t. Terrell Buckley (1992-94)	10
4t. Tramon Williams (2007-09)	10
6t. <b>Casey Hayward (2012-14)</b>	<b>9</b>
6t. Mike McKenzie (1999-2001)	9
6t. <b>Sam Shields (2010-12)</b>	<b>9</b>

► Hayward's six interceptions in 2012 led all NFL rookies and were tied for the second most by a Packers' rookie since 1970:

<u>Player</u>	<u>INTs In Rookie Season</u>
1. Tom Flynn (1984)	9
2t. <b>Casey Hayward (2012)</b>	<b>6</b>
2t. Mike McKenzie (1999)	6
4t. John Anderson (1978)	5
4t. Tim Lewis (1983)	5



## PACKERS AT BEARS - WEEK 1

### ON THE ROAD AGAIN

Green Bay went 7-1 away from Lambeau Field in 2011, with the seven road wins setting a single-season franchise record.

- The Packers have been able to stay above the .500 mark on the road during Head Coach **Mike McCarthy's** tenure, a notable achievement in the National Football League.
- Since 2006, McCarthy's first season as the head coach in Green Bay, only 10 of 32 NFL teams have regular-season road records above .500.

Team	W-L Record	Pct.
1. New England	50-22-0	.690
2t. Dallas	42-30-0	.583
2t. Indianapolis	42-30-0	.583
4. Philadelphia	41-30-1	.576
<b>5t. Green Bay</b>	<b>40-32-0</b>	<b>.556</b>
5t. New Orleans	40-32-0	.556
5t. N.Y. Giants	40-32-0	.556
8t. San Diego	38-34-0	.528
8t. Pittsburgh	38-34-0	.528
10. Denver	37-35-0	.514

### 309 AND COUNTING

Another packed house at Lambeau Field against the Lions in Week 17 last season brought the stadium's consecutive-sellouts streak to 309 regular-season games (not including replacement games).

- The league's longest-tenured stadium, Lambeau Field hosted its 58th season of football in 2014. Including the playoffs, a total of 704,818 fans made their way through the turnstiles for the nine games this season. For the victory over Dallas in the Divisional round, Packers fans set a new Lambeau Field paid attendance record (79,704).
- Across American professional sports, only Boston's Fenway Park (1912) and Chicago's Wrigley Field (1914) have longer tenures.

### THE LAMBEAU ADVANTAGE

The crown jewel of the National Football League, Lambeau Field has long been known as one of the tougher venues to play in, particularly during the harsh Wisconsin winter.

- Re-establishing home-field advantage after a 4-4 mark in 2008 was one of the goals of 2009, and with the Packers finishing 6-2 at home, they accomplished that goal. Green Bay followed that up with a 7-1 mark at Lambeau Field in 2010, a perfect 8-0 record in 2011, the first undefeated home mark since 2002, and a 7-1 mark in 2012. Last season the Packers were one of two teams to finish undefeated at home during the regular season (Denver).
- Head Coach **Mike McCarthy** stated consistently upon his arrival in Green Bay that one of the team's goals would be to reclaim the mystique of playing at Lambeau Field. Mission accomplished. The team is 54-17-1 (.757) at home in the regular-season since 2006.
- Since **Ron Wolf** and **Mike Holmgren** began the revitalization of the franchise in 1992, Green Bay owns the best home record in the NFL. A look at the top regular-season home W-L records since the '92 season:

Team	W-L Record	Pct.
<b>1. Green Bay</b>	<b>141-42-1</b>	<b>.769</b>
2. Pittsburgh	132-51-1	.720
3. New England	132-52-0	.717

### HOT AT HOME

Since the start of 2009, the Packers have been one of the best teams in the league at home during the regular season:

Team	W-L Record	Pct.
1. New England	44-4-0	.917
<b>2. Green Bay</b>	<b>40-7-1</b>	<b>.844</b>
3. Baltimore	39-9-0	.813
4. Seattle	35-13-0	.729
5. San Francisco	34-13-1	.719

### IN THE FREE-AGENCY ERA

Talk of unrestricted free agency in the early '90s led many to forecast tough times for the small-town Green Bay Packers.

- However, Green Bay has remained among the most successful teams since the advent of free agency in 1993. The Packers have won 10 or more games 14 times since '93 and captured 10 division crowns.
- A look at the most successful teams in the free-agency era:

Team	W-L Since '93	Pct.	Playoff Berths
1. New England	234-118-0	.665	16
<b>2. Green Bay</b>	<b>225-126-1</b>	<b>.641</b>	<b>17</b>
3. Pittsburgh	220-131-1	.626	14
4. Denver	212-140-0	.602	12
5. Indianapolis	209-143-0	.594	16

### IN THE LEAGUE RANKINGS 2014 REGULAR SEASON
















GREEN BAY (Team)			CHICAGO (Team)		
Category	NFC	NFL	Category	NFC	NFL
Turnover Margin (+14) . . . . .	1		Turnover Margin (-5) . . . . .	12	22t
Points Scored (30.4) . . . . .	1		Points Scored (29.9) . . . . .	12	23
Points Allowed (21.8) . . . . .	6	13t	Points Allowed (27.6) . . . . .	16	30
Total Offense (386.1) . . . . .	3	6	Total Offense (327.1) . . . . .	12	21
Rushing (119.8) . . . . .	6	11	Rushing (90.1) . . . . .	13	27
Passing (266.3) . . . . .	5	8	Passing (237.0) . . . . .	9	15
Total Defense (346.4) . . . . .	6	15	Total Defense (377.1) . . . . .	14	30
vs. Rush (119.9) . . . . .	13	23	vs. Rush (112.7) . . . . .	10	17
vs. Pass (226.4) . . . . .	4	10	vs. Pass (264.4) . . . . .	14	30
Third-Down Offense (47.2%) . . .	3		Third-Down Offense (37.7%) . .	13	24
Third-Down Defense (40.3%) . . .	7	18	Third-Down Defense (42.3%) . .	9	21
Red-Zone Offense (57.8%) . . . .	6	10	Red-Zone Offense (63.8%) . . . .	2	3
Red-Zone Defense (56.3%) . . . .	8	20	Red-Zone Defense (52.1%) . . . .	5	14

GREEN BAY (Individual)			CHICAGO (Individual)		
Category	NFC	NFL	Category	NFC	NFL
Passing: Rodgers (112.2) . . . . .	2		Passing: Cutler (88.6) . . . . .	8	17
Rushing: Lacy (1,139) . . . . .	4	7	Rushing: Forte (1,038) . . . . .	7	12
Receptions: Nelson (98) . . . . .	4	7	Receptions: Forte (102) . . . . .	2	4
Rec. Yds.: Nelson (1,519) . . . . .	2	4	Rec. Yds.: Jeffery (1,133) . . . . .	9	14
Interceptions: Hayward/Williams (3) .	17t	27t	Interceptions: Fuller/Mundy (4) .	5t	8t
Sacks: Matthews (11.0) . . . . .	5	12t	Sacks: Young (10.0) . . . . .	7t	15t



## 2015 SCHEDULE NOTES

## 2015 OPPONENTS

		NFL Rank (2014)	
	Record	Offense	Defense
	Chicago Bears .....(5-11)	21	30
	Seattle Seahawks.....(12-4)	9	1
	Kansas City Chiefs.....(9-7)	25	7
	at San Francisco.....(8-8)	20	5
	St. Louis Rams.....(6-10)	28	17
	San Diego Chargers....(9-7)	18	9
	at Denver Broncos.....(12-4)	4	3
	at Carolina Panthers...(7-8-1)	16	10
	Detroit Lions.....(11-5)	19	2
	at Minnesota Vikings...(7-9)	27	14
	Dallas Cowboys .....(12-4)	7	19
	at Oakland Raiders .....(3-13)	32	21
	at Arizona Cardinals....(11-5)	24	24

## A LOOK AT THE SCHEDULE

The Green Bay Packers' 95th NFL regular-season schedule is headlined by five prime-time games (subject to flexible scheduling), including a Thanksgiving night game at Lambeau Field against the Chicago Bears, the first home Thanksgiving game since 1923.

- The Packers will honor two of its all-time greats – Brett Favre and Ron Wolf – in halftime ceremonies during the 2015 season, with Favre's name and retired No. 4 to be unveiled on Lambeau Field's north façade Nov. 26 and Wolf's name to be unveiled next to fellow Pro Football Hall of Famers on the stadium's east side Nov. 15.
- Green Bay's schedule includes seven games against 2014 playoff teams. Three of those games (Dallas, Detroit, Seattle) will be at Lambeau Field, while four (Arizona, Carolina, Denver, Detroit) will come on the road.
- The Packers will open the season on the road, traveling to Chicago to play the Bears in Week 1 for the first time since 1981.
- Green Bay will spend the following two weeks at home, playing a Sunday night game against the Seattle Seahawks in Week 2 and facing the Kansas City Chiefs on *Monday Night Football* in Week 3. It is the first time since 2008 that the Packers will play their first two home games in primetime. It is the 23rd consecutive season (1993-2015) that the Packers are appearing on *MNF*. Green Bay is 14-8-1 at home on *MNF*, including 4-1 under McCarthy.
- After a trip to take on San Francisco in Week 4, the fifth time the Packers and 49ers will meet in the regular or postseason since 2012, Green Bay returns home for two games before its Week 7 bye.
- The St. Louis Rams visit Lambeau for the first time since 2011 in Week 5, and in Week 6 the Packers host the San Diego Chargers for the first time since 2007 and only the fifth time overall. Green Bay is 7-2 against the Rams at Lambeau Field (dating back to 1990) and has won nine of the 10 all-time meetings versus the Chargers.
- Following Green Bay's first Week 7 bye since 2007, the Packers travel to play the Broncos in Denver for the first time on a Sunday night. It will be Green Bay's seventh visit to the Mile High City during the regular season and first since a 19-13 overtime victory in 2007. It is a matchup of two of three NFL teams (New England) that have won their division each of the last four years. Under McCarthy, Green Bay is 8-1 (.889) in the game after the bye. It will be the first of a three-game stretch the Packers will play against 2014 playoff teams.
- The Packers stay on the road for a Week 9 game at Carolina, facing the Panthers in back-to-back seasons for the first time since 2007-08. Green Bay is 8-4 against the Panthers during the regular season, including 5-2 at Carolina. The Packers have scored 30-plus points in all four games against the Panthers under Head Coach **Mike McCarthy**.
- The second half of the regular season will see Green Bay face division opponents in four consecutive weeks. The Packers will face the Lions at home in Week 10, travel to play Minnesota in Week 11, come home to play the Bears on Thanksgiving in Week 12 and play at Detroit in another Thursday night game in Week 13. It will be the first time Green Bay has played division opponents in four consecutive weeks since 2000 (Weeks 14-17) and the first time the Packers have played on consecutive Thursdays since 2007 (Weeks 12-13).
- The Packers' final four regular-season games will be bookended by two home contests, starting with Dallas returning to Green Bay in Week 14. Including the postseason, the Packers have won four consecutive games against the Cowboys. Green Bay is 10-4 against Dallas at home during the regular and postseason.
- In Weeks 15-16, Green Bay travels west to play the Oakland Raiders and Arizona Cardinals. The Packers have won six consecutive games against the Raiders, including two on the road. In those six games, Green Bay has outscored the Raiders, 210-70. The Packers have won seven of the last eight regular-season matchups against the Cardinals, including each of the past three.
- Green Bay will host the Vikings at Lambeau to close out the regular season, marking the sixth time the two have met in the regular-season finale and first at Lambeau since 1996. Including playoffs, Green Bay has a 8-1-1 mark (.833) against the Vikings at Lambeau Field under McCarthy.





## STREAKS & MILESTONES – REGULAR SEASON

### 18 RANDALL COBB

- Joined by WR **Jordy Nelson** as the first duo in franchise history to both catch 10-plus touchdown passes in the same season in 2014.
- Reached the 1,000-yard receiving mark for the first time in his career last season (1,287). He joined Nelson (1,433) as the the second duo in Packers' history to each reach 1,200 receiving yards in the same season, joining the 2004 duo of Javon Walker (1,382) and Donald Driver (1,208).
- With a career-best 91 receptions in 2014, seventh most in franchise history, joined Nelson (92) to become the only pair of Packers' players to reach 90 receptions each in the same season.
- Joined Nelson to become the first duo in NFL history to record 90-plus receptions, 1,200-plus yards and 12-plus touchdown receptions in the same regular season (2014).
- Cobb and Nelson became just the third set of teammates in NFL history with at least 1,200 receiving yards and 10 touchdowns each in the same season (2014), joining Minnesota's Cris Carter and Randy Moss in 1999 and Denver's Demaryius Thomas and Eric Decker in 2013.
- Registered a touchdown reception in a career-best six consecutive games (Games 4-9, 2014). It was the longest streak by a Packer since WR Sterling Sharpe (six) in 1994.
- Set a single-season franchise record with a league-high 2,342 combined net yards in 2012, topping the previous team mark of 2,250 yards by RB Ahman Green in 2003.
- With 954 receiving yards and 964 kickoff return yards in 2012, became the first person in NFL history to post 900-plus yards in each category in the same season.
- Has three kick return scores (two punts, one kickoff) in his career, which ties him for No. 2 in franchise history behind only RB Travis Williams' six return TDs (one punt, five kickoffs).

### 2 MASON CROSBY

- Became the second player in franchise history with 1,000 career points (Ryan Longwell, 1,054).
- With 1,037 points from 2007-14, passed NE K Stephen Gostkowski (1,023) for the most points by an NFL player in his first eight seasons.
- Made six consecutive field goals from 50-plus yards during the 2014 season, a franchise record.
- Tied for No. 1 in team history for the most 100-point seasons with eight (Longwell).
- Made 23 straight field goals from Week 13 of 2010 through Week 10 of 2011, the longest regular-season streak in franchise history.
- In 2011, set a franchise record with a 58-yard field goal in Week 7 at Minnesota, eclipsing the mark of 56 yards he held (Week 1 at Philadelphia, 2010; Week 5 at Atlanta, 2011).

### 27 EDDIE LACY

- Became the first player in franchise history to rush for at least 1,000 yards and score 10-plus scrimmage touchdowns in each of his first two seasons (2013-14).
- With 2,317 rushing yards in 2013-14, passed John Brockington (2,132) for the most by a Packers' running back in his first two NFL seasons.
- With 13 touchdowns during the 2014 season, joined WRs **Randall Cobb** and **Jordy Nelson** as the first Green Bay trio to each score 10-plus touchdowns in the same season.
- Was the first Packers back to ever to record 100 yards from scrimmage and a touchdown reception in three consecutive games (Weeks 10-12, 2014).

- Set a franchise record with nine straight games in the same season with more than 100 yards from scrimmage (2014).
- Became first Green Bay running back to register receptions of 55 yards or more in consecutive games (2014: at NO and vs. CHI).
- His 123 receiving yards at New Orleans in Week 8 (2014) were the second most by a Green Bay running back since the 1970 AFL-NFL merger, trailing only Eddie Lee Ivery's 128 yards at Tampa Bay on Oct. 12, 1980.
- Set franchise rookie records in 2013 for rushing yards (1,178), rushing TDs (11) and rushing attempts (284).
- Tied the team rookie mark for 100-yard rushing games with four (2013).
- Named NFL Offensive Rookie of the Year by *The Associated Press* and was selected to the Pro Bowl as an injury replacement for Vikings RB Adrian Peterson.

### 8 TIM MASTHAY

- Ranks No. 1 in franchise history (min. 150 punts) with a 44.3-yard gross punting average.
- Ranks No. 1 in team annals (since 1976) with 114 punts placed inside the 20-yard line in his career, passing Craig Hentrich (104) in the franchise record book.
- Set a single-season franchise record with his 45.6-yard gross average in 2011, surpassing Hentrich's 45.0-yard mark in 1997.
- Tied Sean Landeta's single-season franchise record (1998) by placing 30 punts inside the 20-yard line in 2012.
- Holds the top four single-season marks for net punting average in franchise history (since 1976) with a 38.95 average in 2013, a 38.93 average in 2012, a 38.56 average in 2011 and a 37.65 average in 2010.

### 52 CLAY MATTHEWS

- Led the team with 11.0 sacks in 2014 and earned his fifth trip to the Pro Bowl. Ranks No. 3 in team history with 61.0 career sacks.
- Tied for No. 1 in team history with four 10-plus sack seasons.
- Tied for No. 5 in the NFL with 61.0 sacks since entering the league in 2009.
- Only player in franchise history to be named to the Pro Bowl each of his first four seasons in the league (2009-12).
- Only player in team history to score a defensive TD in each of his first three seasons in the league (2009-11).
- His 17 sacks in his first 20 games were the most by an NFL player to start his career at the time, eclipsing the mark of 16.5 set by Leslie O'Neal (1986, 1988) and John Abraham (2000-01).
- Is the first NFL player since sacks became an official stat in 1982 to post a double-digit sack total and a defensive TD in each of his first two seasons in the league.
- First player in franchise annals to post 10-plus sacks in each of his first two years in the NFL.
- His 29.5 sacks from 2009-11 were tied for No. 1 in team history with Tony Bennett for the most sacks by a Packer in his first three seasons in the league.
- Set a franchise rookie record with 10 sacks in 2009.

Two years after he co-founded the Packers with Curly Lambeau, George Calhoun began writing a piece called *The Dope Sheet*, which served as the official press release from 1921-24.





## STREAKS & MILESTONES – REGULAR SEASON

### 56 JULIUS PEPPERS


- Is the only player in NFL history with 100 career sacks and four interception returns for touchdowns.
- Became the first linebacker in Packers' history to post two interception returns for touchdowns in the same season (2014).
- Only player in NFL history with at least 10 interceptions and 100 sacks.
- Has been selected to eight Pro Bowls since entering the league in 2002, which ties him with Charles Woodson and DeMarcus Ware for the most among active defensive players.
- With eight double-digit sack seasons as a pro, is tied with Jared Allen and Demarcus Ware for the most in the NFL since 2002.
- Named first-team All-Pro by *The Associated Press* three times and was selected to the NFL's All-Decade team for the 2000s.

### 12 AARON RODGERS

- Ranks No. 1 in NFL history with a 106.0 career passer rating.
- Tied with Brett Favre for the franchise record for 4,000-yard passing seasons (five).
- Threw for a career-best five interceptions last season, the third fewest in a single regular season in Packers' history.
- Threw six touchdown passes in the first half against the Bears in Week 10 (2014), tying Raiders QB Daryle Lamonica (vs. Buffalo, Oct. 19, 1969) for the NFL record for most touchdown passes in a half. It was the second time Rodgers threw for a franchise-best six touchdowns in a game.
- Posted six consecutive zero-interception games during the 2014 season (Weeks 2-7), tying Bart Starr's franchise record (min. 15 attempts a game) set in 1964.
- Joined Patriots QB Tom Brady (2007) as the only players in NFL history to register four straight three-touchdown/zero-interception games in a single season (Weeks 4-7, 2014). Also joined Brady (eight in 2007) for the most three-touchdown/zero-interception games in NFL history in a single season (2014).
- When he hit the 200-TD mark for his career, he had thrown just 53 INTs to that point, the fewest in NFL history as he bested Tom Brady's mark of 88 INTs at the time of his 200th TD pass.
- In 2014, he became the first NFL quarterback to throw for 18-plus touchdowns with one or fewer interceptions in the first seven games of a season.
- Ranks No. 2 in NFL history for the most touchdown passes in a player's first 100 games with 203 (MIA QB Dan Marino, 217).
- Set an NFL single-season record in 2011 with a 122.5 passer rating and set team marks for TD passes (45), passing yards (4,643), completion percentage (68.3), yards per attempt (9.25), TD/INT ratio (7.50) and 300-yard games (eight).
- Posted 21,332 passing yards from 2008-12, the most in NFL history by a quarterback in his first five seasons as a starter.
- Threw a TD pass in 35 straight regular-season games at Lambeau Field from 2008-12, a team record (previous mark was 25 by Brett Favre, 1992-96). It was the second-longest home streak in NFL history behind Dan Marino's 39-game streak from 1983-88.
- Tied a single-game franchise record with six TD passes at Houston in Week 6 of 2012, matching Matt Flynn's mark (Jan. 1, 2012, vs. Detroit).
- In 101 regular-season starts, has 39 career 300-yard games, 43 three-TD games and 58 zero-INT games (min. 15 attempts).
- Posted a 100-plus passer rating in six straight seasons (2009-14), the

only quarterback in league history to accomplish that feat.

- Is the only QB in team history with four 400-yard passing games, including a 480-yard effort vs. Washington in 2013 that tied a franchise record. No one else has more than one 400-yard game.
- In 2009, became first QB in NFL history to throw 30 or more TDs, seven or fewer INTs, and rush for five TDs in the same season.
- Has registered a passer rating over 110.0 in four or more consecutive games three times in his career (Weeks 3-7, 2009; Week 9, Weeks 11-13, 2010; Weeks 1-7, 9-12, 2011), one of only two quarterbacks in franchise history (Bart Starr, 1966) to accomplish the feat in a single season.
- Posted four or more rushing TDs in three straight seasons (2008-10), becoming only the second Packers QB to accomplish that feat (Tobin Rote, 1954-56), and eclipsed 300 rushing yards in back-to-back seasons (2009-10), the first since Rote in 1954-56.
- Is the only NFL QB since the 1970 merger to post four straight 110-plus rating games in three straight seasons (2009-11).

PACKERS IN WEEKLY 2014 TEAM RANKINGS 								
NFL Offense					NFL Defense			
After Week ...	Opp.	Total	Rush	Pass	Total	Rush	Pass	
1	at SEA	29	23	26	21	31	10	
2	NYJ	24	26	13	19	31	6	
3	at DET	28	27	21	20	30	6	
4	at CHI	28	28	15	26	32	5	
5	MIN	28	25	18	22	32	6	
6	at MIA	26	24	20	19	32	5	
7	CAR	25	22	20	19	31	6	
8	at NO	19	24	12	22	32	9	
9	(bye)	17	24	13	25	32	9	
10	CHI	12	18	10	23	30	9t	
11	PHI	9	18	8	25	29	13	
12	at MIN	9	18	8	23	30	13	
13	NE	7	19	8	25	28	11	
14	ATL	6	14	6	26	25	20	
15	at BUF	6	11	8	23	26	15	
16	at TB	6	11	7	12	22	10	
17	DET	6	11	8	15	23	10	
Packers in 2013		3	7	6	25	25	24	
Packers in 2012		13	20	9	11	17	11	
Packers in 2011		3	27	3	32	14	32	
Packers in 2010		9	24	5	5	18	5	
Packers in 2009		6	14	7	2	1	5	
Packers in 2008		8	17	8	20	26	12	
Packers in 2007		2	21	2	11	14	12	
Packers in 2006		9	23	8	12	13	17	
Packers in 2005		18	30	7	7	23	1	
Packers in 2004		3	10	3	25	14	25	
Packers in 2003		4	3	16	17	10	23	
Packers in 2002		12	12	10	12	21	3	
Packers in 2001		6	21	3	12	16	15	
Packers in 2000		15	23	8	15	8	19	
Packers in 1999		9	21	7	19	22	18	
Packers in 1998		5	25	3	4	4	10	
Packers in 1997		4	12	3	7	20	8	
Packers in 1996		5	11	5	1	4	1	
Packers in 1995		7	26	3	14	7	21	
Packers in 1994		9	19	9	6	3	15	
Packers in 1993		19	22	18	2	8	7	
Packers in 1992		15	21	9	23	16	23	



## PACKERS STARTERS – OFFENSE

### **WR Davante Adams, 2nd Year, Fresno State, D2-14**

- ▶ Started 11 of 16 regular-season games played as a rookie in 2014 and started both playoff contests.
- ▶ Recorded 121 receiving yards against New England in Week 13 last season, the most by a Green Bay rookie since WR Sterling Sharpe's 124-yard effort vs. Detroit on Nov. 20, 1988.
- ▶ Set franchise postseason single-game records for the most receptions and receiving yards by a rookie when he posted seven catches for 117 yards (16.7 avg.) and a touchdown in the NFC Divisional playoff victory vs. Dallas.

### **LT David Bakhtiari, 3rd Year, Colorado, D4a-13**

- ▶ Has started every game at LT since the start of the 2013 regular season.
- ▶ Started all 16 games at left tackle in 2013, the only rookie in the NFL to do so in 2013 and the first Packer rookie to do so since the league went to a 16-game schedule in 1978.
- ▶ Became just the fourth Green Bay rookie to start at LT in the season opener since the 1970 AFL-NFL merger and the first since 1985.
- ▶ Earned second-team All-Pacific-12 honors from the conference's coaches each of his last two seasons (sophomore and junior) at Colorado.

### **LG Josh Sitton, 8th Year, Central Florida, D4b-08**

- ▶ Has started 94 games since 2009, the most by an offensive player in a Green Bay uniform over that span.
- ▶ Was named to his second career Pro Bowl after the 2014 season.
- ▶ Was named 2010 Offensive Lineman of the Year by the NFL Alumni Association.
- ▶ According to STATS LLC, did not allow a sack in 2014 and has allowed just 10.5 in his seven-year career.
- ▶ Was the only Packer on either side of the ball to not miss a snap from 2009-10.

### **C Corey Linsley, 2nd Year, Ohio State, D5a-14**

- ▶ First rookie center to start for Green Bay in Week 1 since the merger.
- ▶ Started all 16 games in 2014, becoming the first rookie center to start every game for the Packers since the league went to a 16-game schedule in 1978.
- ▶ Named to PFWA's All-Rookie team, the first Green Bay center to be honored since its inception in 1974.
- ▶ The Ohio native was part of a Buckeye team that won 24 consecutive games from 2012-13.

### **RG T.J. Lang, 7th Year, Eastern Michigan, D4-09**

- ▶ Has started games at four different positions on the line as a pro (32 at RG, 27 at LG, five at RT, two at LT). Played C in Week 10 last season.
- ▶ Has started 62 contests since 2011.
- ▶ Started games at both tackle spots in his first season (2009) and became the first Packers rookie to start consecutive games at left tackle since Chad Clifton in 2000.
- ▶ Began his college career as a defensive lineman, but converted to the offensive line as a sophomore and started 36 straight games (10 at RT, 26 at LT) over his final three years.

### **RT Bryan Bulaga, 6th Year, Iowa, D1-10**

- ▶ Missed the second part of the 2012 season after suffering a hip injury vs. Arizona on Nov. 4 and missed all of the 2013 season after injuring his knee on Aug. 3. Started 15 of 16 games in 2014.
- ▶ Started 37 games at RT in his first three seasons in the league.
- ▶ Started the final 12 games of 2010 and the entire postseason at right tackle after taking over for veteran Mark Tauscher (shoulder), the most regular-season starts by a Packers rookie tackle since Tauscher's 14 in 2000.
- ▶ Named to the *Pro Football Weekly*/PFWA All-Rookie team in 2010.
- ▶ Capped his rookie season by becoming the youngest player, according to STATS LLC, to ever start in the Super Bowl (21 years, 322 days).

### **TE Richard Rodgers, 2nd Year, California, D3a-14**

- ▶ Played in all 16 games with five starts as a rookie in 2014, recording 20 receptions for 225 yards (11.3 avg.) and two touchdowns.
- ▶ Became the first rookie TE to start for the Packers in a season opener since Jackie Harris opened in a two-tight-end set in 1990.
- ▶ Was the first rookie TE to appear in all 16 games for Green Bay since Bubba Franks in 2000.

- ▶ Played TE for his first two seasons at Cal before moving to inside receiver as a junior in 2013, where he caught a career-high 39 passes for a career-best 608 yards (15.6 avg.) and a touchdown.

### **WR Randall Cobb, 5th Year, Kentucky, D2-11**

- ▶ Set a new single-season career high with five 100-yard receiving games during the 2014 season (three-2012). Earned first trip to the Pro Bowl.
- ▶ His career-best 91 receptions in 2014 were the seventh most in team history.
- ▶ Finished the regular season tied for fourth in the NFL with 12 touchdown receptions in 2014.
- ▶ Before suffering a knee injury in Week 6 in 2013, led the team in receptions with 29 and was No. 2 in receiving yards with 378.
- ▶ Set a franchise single-season record with a league-high 2,342 combined net yards in 2012, topping the previous team mark of 2,250 yards by RB Ahman Green in 2003.
- ▶ With 954 receiving yards and 964 kickoff return yards in 2012, he became the first player in NFL history to post 900-plus yards in each category in the same season.

### **QB Aaron Rodgers, 11th Year, California, D1-05**

- ▶ His career passer rating of 106.0 ranks No. 1 in NFL history.
- ▶ Finished the 2014 regular season ranked No. 2 in the NFL in passer rating (112.2), touchdown percentage (7.3), No. 1 in interception percentage (1.0) and No. 3 in touchdown passes (38).
- ▶ Recorded a passer rating of at least 120.0 in seven regular-season games in 2014, setting a single-season career high and tying for the third most in a single season in the NFL, dating back to 1960.
- ▶ Posted 21,332 passing yards from 2008-12, which ranks No. 1 in league history for the most passing yards by a QB in his first five seasons as a starter (previous record was Peyton Manning, 20,618, 1998-2002).
- ▶ In 103 regular-season starts (70-33 record), has posted 40 games with 300-plus passing yards, 60 without an interception and 61 with a 100-plus passer rating (min. 15 attempts).
- ▶ In 2011, set an NFL record with a 122.5 passer rating and set franchise marks for TD passes (45), passing yards (4,643), completion percentage (68.3), yards per attempt (9.25) and 300-yard games (eight) on his way to earning NFL Most Valuable Player honors from *The Associated Press*.

### **RB Eddie Lacy, 3rd Year, Alabama, D2-13**

- ▶ With 2,317 rushing yards in 2013-14, passed John Brockington (2,132) for the most rushing yards by a Packers' running back in his first two NFL seasons.
- ▶ Became the first player in team history to post 1,000 rushing yards and 10-plus total TDs in both of his first two seasons.
- ▶ With 1,139 rushing yards last season, became the fifth player in franchise history to record consecutive 1,000-yard rushing seasons (Ryan Grant, 2008-09 / Ahman Green, 2000-04 / John Brockington, 1971-73 / Jim Taylor, 1960-64).
- ▶ Ranked No. 1 in the league among rookies and No. 8 among all players with 1,178 rushing yards in 2013, despite missing one full game and nearly all of another due to a concussion.
- ▶ Ranks No. 1 in franchise history for the most rushing yards by a rookie in a single season, No. 1 in attempts (284), and tied for No. 1 for most 100-yard rushing games with four (John Brockington, four in 1971).
- ▶ Became the first Green Bay rookie RB to be selected to the Pro Bowl since Brockington in 1971 and was named Rookie of the Year by PFWA.

### **FB John Kuhn, 10th Year, Shippensburg, W-07 (Pit)**

- ▶ Selected to the Pro Bowl for the second time in 2014. His first selection came in 2011, when he was the first Green Bay fullback to be honored since William Henderson in 2004.
- ▶ Has played in 123 of 128 games (134 of 139 including playoffs) during his eight seasons in Green Bay, appearing in all 16 regular-season contests in five of those seasons, including 2014.
- ▶ Only player on the team to have a rushing and receiving touchdown each season from 2008-11, and was the first Packer to achieve that feat since RB Ahman Green (2001-04).
- ▶ Led the team with four rushing TDs in 2011 and led the running backs with six total TDs.





## PACKERS STARTERS – DEFENSE

### **DE Mike Pennel, 2nd Year, Colorado State-Pueblo, FA-14**

- Made the team as a rookie free agent and played in 13 regular-season games and both postseason contests last season.
- One of two non-drafted free agents to be on the Packers' 53-man roster for Week 1 in 2014 (LB Jayrone Elliott).
- Finished No. 2 among Packers rookies in 2014 with 18 tackles (Ha Ha Clinton-Dix, 95).

### **NT B.J. Raji, 7th Year, Boston College, D1a-09**

- Missed the entire 2014 season with a biceps injury suffered during a preseason game vs. Oakland.
- Played in 70 games from 2010-13 (including playoffs), tied for second most in NFL by a defensive lineman over that span.
- Named to the Pro Bowl in 2011, becoming the first Packers defensive tackle since Bob Brown in 1972 to receive the honor.
- Earned All-Rookie team honors from *Pro Football Weekly*/PFWA in 2009, the first Packers defensive lineman to be selected since DE Vonnie Holiday in 1998.

### **DT Mike Daniels, 4th Year, Iowa, D4a-12**

- Ranks second on the team with 12.0 sacks since the start of the 2013 regular season (LB Clay Matthews-18.5).
- Started all 16 games for the first time in his career in 2014 and finished first on the Packers defensive line with 5.5 sacks while setting a career high with 69 tackles.
- Returned a fumble 43 yards for a TD vs. Detroit in Week 14 of 2012, the longest fumble return for a TD by a rookie in franchise history.
- Starred as an interior pass rusher at Iowa, posting a team-high 24.5 tackles for a loss and 13 sacks from 2010-11.

### **LOLB Clay Matthews, 7th Year, Southern California, D1b-09**

- Tied for No. 5 in the NFL since entering the league in 2009 with 61.0 sacks. His sack total ranks No. 3 in team history (since 1982).
- With a team-high 11.0 sacks last season, is now tied for the most 10-plus sack seasons in franchise history (four).
- Was named to the Pro Bowl for the fifth time in 2014. Is the only Packer in team history to earn Pro Bowl recognition in each of his first four seasons in the NFL (2009-12).
- Is the only player in franchise history to score a defensive TD (interception or fumble return) in each of his first three seasons in the NFL (2009-11).
- Named first-team All-Pro by *The Associated Press* in 2010, the first Green Bay LB to earn that honor since Tim Harris in 1989. Finished second to Pittsburgh safety Troy Polamalu in the AP's Defensive Player of the Year voting.

### **BLB Nate Palmer, 3rd Year, Illinois State, D6-13**

- Spent the entire 2014 season on injured reserve due to a knee injury sustained in the final preseason game.
- Appeared in eight games as a rookie in 2013, making two starts at outside linebacker.
- Former college defensive end began his pro career as a outside linebackers before moving to inside linebacker in 2015.

### **MLB Sam Barrington, 3rd Year, South Florida, D7c-13**

- Provided depth at inside linebacker during the 2014 season, starting six games and registering a career-best 68 tackles and one sack.
- Appeared in seven games as a rookie in 2013, seeing time exclusively on special teams.
- Sustained a season-ending hamstring injury vs. Chicago in Week 9 in 2013.
- Earned second-team All-Big East recognition as a senior in 2012 after posting a career-high 80 tackles (49 solo), including 6.5 tackles for loss, 3.5 sacks, two forced fumbles and three passes defended.

### **ROLB Julius Peppers, 14th Year, North Carolina, FA-14**

- Signed with Green Bay last offseason after playing the previous four seasons for Chicago and the first eight of his career for Carolina after being selected as the No. 2 overall pick in 2002.
- Only player in NFL history with 10 interceptions and at least 100 sacks.
- Has been selected to the Pro Bowl eight times (2004-06, 2008-12) and has been named first-team All-Pro by *The Associated Press* three times (2004, 2006, 2010). Was named to the NFL's All-Decade Team for the 2000s.
- Has played in 112 consecutive regular-season games.
- Ranks No. 3 in the league in sacks (125.5) and No. 3 in forced fumbles (43) since entering the NFL in 2002. His sack total ranks No. 16 in NFL history (since 1982).
- Has blocked 13 kicks (12 field goals, one extra point) during his career.

### **LCB Casey Hayward, 4th Year, Vanderbilt, D2b-12**

- Played in all 16 games in 2014 and tied for No. 1 on the team (LB Julius Peppers) and No. 7 in the NFL for total takeaways with five (three INTs, two fumble recoveries).
- Missed most of the 2013 season with a nagging hamstring injury.
- Became the first Green Bay CB ever to be named to the *Pro Football Weekly*/PFWA All-Rookie team (est. 1974) and was chosen as the league's Defensive Rookie of the Year by ProFootballFocus.com in 2012. Led all NFL rookies with a team-high six INTs.

### **RCB Sam Shields, 6th Year, Miami, FA-10**

- Finished second on the team with 13 passes defended in 2014 to go along with two interceptions. Earned first career trip to the Pro Bowl.
- Started all 14 games he appeared in during the 2013 season and led the team with four INTs (tied career high) and a career-best 25 passes defended.
- Was limited to 10 games with eight starts in 2012 due to injury, but registered 38 tackles (28 solo), three interceptions, 15 passes defended (No. 3 on the team) and a sack.
- Made an impact in 2010 after making the team as a non-drafted rookie, earning the nickel CB job despite playing the position only one season in college.
- In Green Bay's NFC Championship Game win over Chicago in the 2010 season, became the first rookie in NFL history to record two INTs and a sack in a postseason contest.

### **SS Morgan Burnett, 6th Year, Georgia Tech, D3-10**

- Finished with a team-high 125 tackles in 2014, the second most of his career (137 in 2012). Ranked No. 2 on the team with 106 tackles (77 solo) in 2013, despite missing the first three games due to injury. Recovered three fumbles, including one for a TD, and added nine passes defended.
- Participated in all 1,088 plays for Green Bay's defense in 2012, one of only four non-offensive linemen in the NFL to appear in 100 percent of his team's snaps.
- Enjoyed his first full season as a pro in 2011, joining DT B.J. Raji as the only two Green Bay defensive players to start all 16 regular-season games.
- Started the first four games of the 2010 season at SS before sustaining a season-ending knee injury vs. Detroit in Week 4.

### **FS Ha Ha Clinton-Dix, 2nd Year, Alabama, D1-14**

- Started 10 of 16 games last season, finishing second on the team in tackles (95).
- Was the second safety ever drafted by Green Bay in the first round (Alabama S George Teague, No. 29 overall in 1993).
- Was a consensus All-America selection in 2013 as a junior, earning first-team recognition from *The Associated Press*, the Football Writers Association of America and *Sporting News*.



## 2015 PRESEASON STATISTICS

	Packers	Opponents
<b>TOTAL FIRST DOWNS</b> .....	<b>82</b>	<b>73</b>
Rushing .....	13	15
Passing .....	56	49
Penalty .....	13	9
3rd Down: Made/Att. ....	22/57	18/51
3rd Down Pct. ....	38.6	35.3
4th Down: Made/Att. ....	5/9	1/4
4th Down Pct. ....	55.6	25.0
<b>POSSESSION AVG.</b> .....	<b>31:43</b>	<b>28:17</b>
<b>TOTAL NET YARDS</b> .....	<b>1461</b>	<b>1188</b>
Avg. Per Game .....	365.3	297.0
Total Plays .....	266	251
Avg. Per Play .....	5.5	4.7
<b>NET YARDS RUSHING</b> .....	<b>365</b>	<b>287</b>
Avg. Per Game .....	91.3	71.8
Total Rushes .....	104	90
<b>NET YARDS PASSING</b> .....	<b>1096</b>	<b>901</b>
Avg. Per Game .....	274.0	225.3
Sacked/Yards Lost .....	11/65	12/88
Gross Yards .....	1161	989
Att./Completions .....	151/99	149/95
Completion Pct. ....	65.6	63.8
<b>HAD INTERCEPTED</b> .....	<b>3</b>	<b>4</b>
<b>PUNTS/AVERAGE</b> .....	<b>19/40.5</b>	<b>23/46.7</b>
Net Punting Avg. ....	19/39.4	23/43.0
<b>PENALTIES/YARDS</b> .....	<b>32/305</b>	<b>35/298</b>
<b>FUMBLES/BALL LOST</b> .....	<b>3/0</b>	<b>4/1</b>
<b>TOUCHDOWNS</b> .....	<b>14</b>	<b>11</b>
Rushing .....	4	1
Passing .....	10	9
Returns .....	0	1

### SCORE BY PERIODS

	Q1	Q2	Q3	Q4	OT	PTS
PACKERS	11	38	22	34	0	105
OPPONENTS	37	32	3	12	0	84

### SCORING

	TD	-Ru	-Pa	-Rt	K-PAT	FG	S	PTS
Jeff Janis .....	3	0	3	0			0	18
Mason Crosby .....	0	0	0	0	8/8	3/5	0	17
John Crockett .....	2	1	1	0			0	12
Myles White .....	2	0	2	0			0	12
Alonzo Harris .....	1	1	0	0			0	8
James Starks .....	1	1	0	0			0	8
Kennard Backman .....	1	0	1	0			0	6
Eddie Lacy .....	1	1	0	0			0	6
Rajion Neal .....	1	0	1	0			0	6
Larry Pinkard .....	1	0	1	0			0	6
Richard Rodgers .....	1	0	1	0			0	6
<b>PACKERS</b> .....	<b>14</b>	<b>4</b>	<b>10</b>	<b>0</b>	<b>8/8</b>	<b>3/5</b>	<b>0</b>	<b>105</b>
<b>OPPONENTS</b> .....	<b>11</b>	<b>1</b>	<b>9</b>	<b>1</b>	<b>5/6</b>	<b>3/4</b>	<b>1</b>	<b>84</b>

2-Pt Conversions: Harris, Starks, Packers 2-6, Opponents 1-5

**SACKS:** Datone Jones 3, Jayrone Elliott 1.5, Carl Bradford 1, Bruce Gaston 1, Adrian Hubbard 1, Julius Peppers 1, Jermauria Rasco 1, Jake Ryan 1, Joe Thomas 1, Andy Mulumba 0.5, PACKERS 12, OPPONENTS 11

### RUSHING

	No	Yds	Avg	Long	TD
John Crockett .....	26	97	3.7	17	1
Alonzo Harris .....	21	85	4.0	25t	1
Rajion Neal .....	17	69	4.1	14	0
Eddie Lacy .....	15	68	4.5	15	1
Brett Hundley .....	7	27	3.9	13	0
James Starks .....	13	16	1.2	5	1
Aaron Rodgers .....	1	8	8.0	8	0
Scott Tolzien .....	1	0	0.0	0	0
Matt Blanchard .....	1	-1	-1.0	-1	0
John Kuhn .....	2	-4	-2.0	0	0
<b>PACKERS</b> .....	<b>104</b>	<b>365</b>	<b>3.5</b>	<b>25t</b>	<b>4</b>
<b>OPPONENTS</b> .....	<b>90</b>	<b>287</b>	<b>3.2</b>	<b>55t</b>	<b>1</b>

### PASSING

	Att	Cmp	Yds	Cmp%	Yds/Att	TD	TD%	Int	Int%	Long	Sack/Lost	Rating
Brett Hundley .....	65	45	630	69.2	9.69	7	10.8	1	1.5	77t	5/29	129.6
Scott Tolzien .....	46	28	250	60.9	5.43	2	4.3	1	2.2	26t	2/12	80.9
Aaron Rodgers .....	24	15	174	62.5	7.25	0	0.0	0	0.0	30	3/13	84.4
Matt Blanchard .....	16	11	107	68.8	6.69	1	6.3	1	6.3	27t	1/11	82.0
<b>PACKERS</b> .....	<b>151</b>	<b>99</b>	<b>1161</b>	<b>65.6</b>	<b>7.69</b>	<b>10</b>	<b>6.6</b>	<b>3</b>	<b>2.0</b>	<b>77t</b>	<b>11/65</b>	<b>102.6</b>
<b>OPPONENTS</b> .....	<b>149</b>	<b>95</b>	<b>989</b>	<b>63.8</b>	<b>6.64</b>	<b>9</b>	<b>6.0</b>	<b>4</b>	<b>2.7</b>	<b>54</b>	<b>12/88</b>	<b>91.8</b>

### RECEIVING

	No	Yds	Avg	Long	TD
Myles White .....	16	157	9.8	36	2
Rajion Neal .....	11	86	7.8	36t	1
Jeff Janis .....	10	149	14.9	29	3
John Crockett .....	7	72	10.3	22	1
Kennard Backman .....	7	64	9.1	20	1
Andrew Quarless .....	7	62	8.9	17	0
Larry Pinkard .....	5	140	28.0	77t	1
Richard Rodgers .....	5	58	11.6	21t	1
Ty Montgomery .....	4	99	24.8	52	0
James Starks .....	4	63	15.8	25	0
Jordy Nelson .....	4	49	12.3	16	0
Ed Williams .....	4	28	7.0	10	0
Davante Adams .....	3	17	5.7	10	0
Randall Cobb .....	2	46	23.0	30	0
Justin Perillo .....	2	23	11.5	16	0
Harold Spears .....	2	12	6.0	6	0
Mitchell Henry .....	1	11	11.0	11	0
Alonzo Harris .....	1	7	7.0	7	0
Jared Abbrederis .....	1	6	6.0	6	0
John Kuhn .....	1	6	6.0	6	0
Eddie Lacy .....	1	3	3.0	3	0
Aaron Ripkowski .....	1	3	3.0	3	0
<b>PACKERS</b> .....	<b>99</b>	<b>1161</b>	<b>11.7</b>	<b>77t</b>	<b>10</b>
<b>OPPONENTS</b> .....	<b>95</b>	<b>989</b>	<b>10.4</b>	<b>54</b>	<b>9</b>

### INTERCEPTIONS

	No	Yds	Avg	Long	TD
LaDarius Gunter .....	1	28	28.0	28	0
Chris Banjo .....	1	6	6.0	6	0
Tay Glover-Wright .....	1	1	1.0	1	0
Damarius Randall .....	1	0	0.0	0	0
<b>PACKERS</b> .....	<b>4</b>	<b>35</b>	<b>8.8</b>	<b>28</b>	<b>0</b>
<b>OPPONENTS</b> .....	<b>3</b>	<b>32</b>	<b>10.7</b>	<b>28t</b>	<b>1</b>

### PUNTING

	No	Yds	Avg	Net	TB	In 20	LG	Blk
Tim Masthay .....	19	769	40.5	39.4	1	5	56	0
<b>PACKERS</b> .....	<b>19</b>	<b>769</b>	<b>40.5</b>	<b>39.4</b>	<b>1</b>	<b>5</b>	<b>56</b>	<b>0</b>
<b>OPPONENTS</b> .....	<b>23</b>	<b>1075</b>	<b>46.7</b>	<b>43.0</b>	<b>0</b>	<b>11</b>	<b>57</b>	<b>0</b>

### PUNT RETURNS

	Ret	FC	Yds	Avg	Long	TD
Jeff Janis .....	4	2	28	7.0	12	0
Jared Abbrederis .....	3	1	35	11.7	17	0
Ty Montgomery .....	3	3	24	8.0	14	0
<b>PACKERS</b> .....	<b>10</b>	<b>6</b>	<b>87</b>	<b>8.7</b>	<b>17</b>	<b>0</b>
<b>OPPONENTS</b> .....	<b>6</b>	<b>5</b>	<b>0</b>	<b>0.0</b>	<b>3</b>	<b>0</b>

### KICKOFF RETURNS

	No	Yds	Avg	Long	TD
Ty Montgomery .....	4	90	22.5	31	0
Rajion Neal .....	4	113	28.3	38	0
Jeff Janis .....	1	15	15.0	15	0
John Kuhn .....	1	5	5.0	5	0
<b>PACKERS</b> .....	<b>10</b>	<b>223</b>	<b>22.3</b>	<b>38</b>	<b>0</b>
<b>OPPONENTS</b> .....	<b>14</b>	<b>367</b>	<b>26.2</b>	<b>67</b>	<b>0</b>

### FIELD GOALS

	1-19	20-29	30-39	40-49	50+
Mason Crosby .....	0/0	1/1	0/0	0/0	2/4
<b>PACKERS</b> .....	<b>0/0</b>	<b>1/1</b>	<b>0/0</b>	<b>0/0</b>	<b>2/4</b>
<b>OPPONENTS</b> .....	<b>0/0</b>	<b>1/1</b>	<b>0/0</b>	<b>1/1</b>	<b>1/2</b>

Crosby: (25G) (55G) (51N) (54G, 66N)  
Opponents: (56G) (46G) () (21G, 53N)



## 2015 PRESEASON DEFENSIVE STATISTICS

Unofficial totals (based on press box statistics), through Sept. 3 vs. New Orleans

### SPECIAL TEAMS

Player	Total Tackles	Solo	Asst	Sacks/ Yards	Int/ Yards	Fum Rec	For Fum	Pass Def
Jayrone Elliott.....	15	10	5	1.5/5.5	0/0	0	0	1
Quinten Rollins.....	14	11	3	0.0/0.0	0/0	0	0	3
Ha Ha Clinton-Dix.....	13	9	4	0.0/0.0	0/0	0	0	0
Sam Barrington.....	12	8	4	0.0/0.0	0/0	0	0	0
Carl Bradford.....	11	8	3	1.0/6.0	0/0	0	0	1
Jean Fanor.....	10	8	2	0.0/0.0	0/0	0	1	0
Nate Palmer.....	10	8	2	0.0/0.0	0/0	0	0	0
Jake Ryan.....	10	4	6	1.0/7.0	0/0	0	0	0
Joe Thomas.....	8	7	1	1.0/9.0	0/0	0	0	0
Chris Banjo.....	8	6	2	0.0/0.0	1/6	0	1	2
Damarious Randall.....	7	7	0	0.0/0.0	1/0	0	0	1
Micah Hyde.....	7	6	1	0.0/0.0	0/0	0	0	0
Sean Richardson.....	7	6	1	0.0/0.0	0/0	0	0	1
Morgan Burnett.....	7	5	2	0.0/0.0	0/0	0	0	0
Jermauria Rasco.....	7	5	2	1.0/6.0	0/0	0	0	0
James Vaughters.....	6	5	1	0.0/0.0	0/0	0	0	0
LaDarius Gunter.....	6	4	2	0.0/0.0	1/28	0	0	5
Casey Hayward.....	6	4	2	0.0/0.0	0/0	0	0	1
Mike Pennel.....	4	3	1	0.0/0.0	0/0	0	0	0
Kyle Sebetic.....	4	3	1	0.0/0.0	0/0	0	0	0
Adrian Hubbard.....	4	2	2	1.0/5.0	0/0	1	0	0
Andy Mulumba.....	4	1	3	0.5/5.5	0/0	0	0	0
Josh Boyd.....	3	3	0	0.0/0.0	0/0	0	0	0
Datone Jones.....	3	3	0	3.0/25.0	0/0	0	0	0
Bruce Gaston.....	3	2	1	1.0/9.0	0/0	0	0	0
Julius Peppers.....	3	2	1	1.0/10.0	0/0	0	0	0
Khyri Thornton.....	3	1	2	0.0/0.0	0/0	0	0	0
Letroy Guion.....	2	2	0	0.0/0.0	0/0	0	0	0
Mike Neal.....	2	2	0	0.0/0.0	0/0	0	0	0
Nick Perry.....	2	2	0	0.0/0.0	0/0	0	0	0
Sam Shields.....	2	2	0	0.0/0.0	0/0	0	0	0
Tavarus Dantzler.....	2	1	1	0.0/0.0	0/0	0	0	0
Josh Francis.....	2	1	1	0.0/0.0	0/0	0	0	0
Mike Daniels.....	1	1	0	0.0/0.0	0/0	0	0	0
Tay Glover-Wright.....	1	1	0	0.0/0.0	1/1	0	0	1
Demetri Goodson.....	1	1	0	0.0/0.0	0/0	0	0	1
Clay Matthews.....	1	1	0	0.0/0.0	0/0	0	0	0
Ryan White.....	1	1	0	0.0/0.0	0/0	0	0	0
Christian Ringo.....	1	0	1	0.0/0.0	0/0	0	0	0
<b>Totals.....</b>	<b>213</b>	<b>156</b>	<b>57</b>	<b>12.0/88.0</b>	<b>4/35</b>	<b>1</b>	<b>2</b>	<b>17</b>

Player	TT	FR	FF
Aaron Ripkowski.....	4	0	0
Chris Banjo.....	3	0	0
Jayrone Elliott.....	2	0	0
LaDarius Gunter.....	2	0	0
Mason Crosby.....	1	0	0
Jean Fanor.....	1	0	0
Jeff Janis.....	1	0	0
Tim Masthay.....	1	0	0
Ty Montgomery.....	1	0	0
Nate Palmer.....	1	0	0
Damarious Randall.....	1	0	0
Sean Richardson.....	1	0	0
Quinten Rollins.....	1	0	0
Harold Spears.....	1	0	0
James Vaughters.....	1	0	0
Myles White.....	1	0	0
<b>Totals.....</b>	<b>23</b>	<b>0</b>	<b>0</b>





## 2014 REGULAR-SEASON STATISTICS

	Packers	Opponent
<b>TOTAL FIRST DOWNS</b> .....	<b>356</b>	<b>339</b>
Rushing .....	104	116
Passing .....	222	196
Penalty .....	30	27
3rd Down: Made/Att. ....	93/197	83/206
3rd Down Pct. ....	47.2	40.3
4th Down: Made/Att. ....	4/10	15/28
4th Down Pct. ....	40.0	53.6
<b>POSSESSION AVG.</b> .....	<b>30:32</b>	<b>29:28</b>
<b>TOTAL NET YARDS</b> .....	<b>6178</b>	<b>5542</b>
Avg. Per Game.....	386.1	346.4
Total Plays.....	1001	1054
Avg. Per Play.....	6.2	5.3
<b>NET YARDS RUSHING</b> .....	<b>1917</b>	<b>1919</b>
Avg. Per Game.....	119.8	119.9
Total Rushes.....	435	449
<b>NET YARDS PASSING</b> .....	<b>4261</b>	<b>3623</b>
Avg. Per Game.....	266.3	226.4
Sacked/Yards Lost.....	30/186	41/261
Gross Yards.....	4447	3884
Att./Completions.....	536/349	564/333
Completion Pct.....	65.1	59.0
<b>HAD INTERCEPTED</b> .....	<b>6</b>	<b>18</b>
<b>PUNTS/AVERAGE</b> .....	<b>51/42.3</b>	<b>62/43.4</b>
Net Punting Avg.....	37.0	36.7
<b>PENALTIES/YARDS</b> .....	<b>92/775</b>	<b>104/945</b>
<b>FUMBLES/BALL LOST</b> .....	<b>19/7</b>	<b>20/9</b>
<b>TOUCHDOWNS</b> .....	<b>58</b>	<b>40</b>
Rushing .....	14	11
Passing .....	38	26
Returns .....	6	3

**SCORE BY PERIODS**

	Q1	Q2	Q3	Q4	OT	PTS
PACKERS	151	159	84	92	0	486
OPPONENTS	58	88	69	133	0	348

**SCORING**

	TD	-Ru	-Pa	-Rt	K-PAT	FG	S	PTS
Mason Crosby.....	0	0	0	0	53/55	27/33	0	134
Eddie Lacy .....	13	9	4	0			0	78
Jordy Nelson.....	13	0	13	0			0	78
Randall Cobb.....	12	0	12	0			0	74
Davante Adams.....	3	0	3	0			0	18
Andrew Quarless.....	3	0	3	0			0	18
Casey Hayward.....	2	0	0	2			0	12
Micah Hyde.....	2	0	0	2			0	12
Julius Peppers.....	2	0	0	2			0	12
Aaron Rodgers.....	2	2	0	0			0	12
Richard Rodgers.....	2	0	2	0			0	12
James Starks.....	2	2	0	0			0	12
Brandon Bostick.....	1	0	1	0			0	6
John Kuhn.....	1	1	0	0			0	6
<b>PACKERS</b> .....	<b>58</b>	<b>14</b>	<b>38</b>	<b>6</b>	<b>53/55</b>	<b>27/33</b>	<b>1</b>	<b>486</b>
<b>OPPONENTS</b> .....	<b>40</b>	<b>11</b>	<b>26</b>	<b>3</b>	<b>37/37</b>	<b>21/24</b>	<b>3</b>	<b>348</b>

2-Pt Conversions: Cobb, Packers 1-3, Opponents 1-3

**SACKS:** Clay Matthews 11, Julius Peppers 7, Mike Daniels 5.5, Mike Neal 4.5, Letroy Guion 3.5, Nick Perry 3, Morgan Burnett 1.5, Datone Jones 1.5, Sam Barrington 1, Ha Ha Clinton-Dix 1, Micah Hyde 1, A.J. Hawk 0.5, PACKERS 41, OPPONENTS 30

<b>RUSHING</b>	No	Yds	Avg	Long	TD
Eddie Lacy .....	246	1139	4.6	44t	9
James Starks .....	85	333	3.9	41	2
Aaron Rodgers .....	43	269	6.3	19	2
John Kuhn .....	24	85	3.5	11	1
DuJuan Harris .....	16	64	4.0	12	0
Randall Cobb .....	11	37	3.4	12	0
Matt Flynn .....	10	-10	-1.0	-1	0
<b>PACKERS</b> .....	<b>435</b>	<b>1917</b>	<b>4.4</b>	<b>44t</b>	<b>14</b>
<b>OPPONENTS</b> .....	<b>449</b>	<b>1919</b>	<b>4.3</b>	<b>40</b>	<b>11</b>

<b>RECEIVING</b>	No	Yds	Avg	Long	TD
Jordy Nelson.....	98	1519	15.5	80t	13
Randall Cobb.....	91	1287	14.1	70t	12
Eddie Lacy .....	42	427	10.2	67	4
Davante Adams.....	38	446	11.7	45	3
Andrew Quarless.....	29	323	11.1	34	3
Richard Rodgers.....	20	225	11.3	43	2
James Starks .....	18	140	7.8	28	0
John Kuhn .....	4	23	5.8	9	0
Jarrett Boykin .....	3	23	7.7	11	0
Jeff Janis .....	2	16	8.0	9	0
Brandon Bostick.....	2	3	1.5	2	1
DuJuan Harris.....	1	11	11.0	11	0
Kevin Dorsey.....	1	4	4.0	4	0
<b>PACKERS</b> .....	<b>349</b>	<b>4447</b>	<b>12.7</b>	<b>80t</b>	<b>38</b>
<b>OPPONENTS</b> .....	<b>333</b>	<b>3884</b>	<b>11.7</b>	<b>79</b>	<b>26</b>

<b>INTERCEPTIONS</b>	No	Yds	Avg	Long	TD
Casey Hayward.....	3	113	37.7	82t	1
Tramon Williams.....	3	2	0.7	2	0
Julius Peppers.....	2	101	50.5	52t	2
Sam Shields.....	2	62	31.0	62	0
Micah Hyde.....	2	9	9.0	9	0
Clay Matthews.....	1	40	40.0	40	0
Morgan Burnett.....	1	32	32.0	32	0
Datone Jones.....	1	18	18.0	18	0
Jamari Lattimore.....	1	10	10.0	10	0
Ha Ha Clinton-Dix.....	1	9	9.0	9	0
Davon House.....	1	0	0.0	0	0
<b>PACKERS</b> .....	<b>18</b>	<b>396</b>	<b>22.0</b>	<b>82t</b>	<b>3</b>
<b>OPPONENTS</b> .....	<b>6</b>	<b>80</b>	<b>13.3</b>	<b>28</b>	<b>0</b>

<b>PUNTING</b>	No	Yds	Avg	Net	TB	In 20	LG	Blk
Tim Masthay.....	49	2159	44.1	37.0	4	14	63	2
<b>PACKERS</b> .....	<b>51</b>	<b>2159</b>	<b>42.3</b>	<b>37.0</b>	<b>4</b>	<b>14</b>	<b>63</b>	<b>2</b>
<b>OPPONENTS</b> .....	<b>62</b>	<b>2691</b>	<b>43.4</b>	<b>36.7</b>	<b>4</b>	<b>19</b>	<b>67</b>	<b>0</b>

<b>PUNT RETURNS</b>	Ret	FC	Yds	Avg	Long	TD
Randall Cobb.....	14	9	112	8.0	24	0
Micah Hyde.....	14	3	221	15.8	75t	2
Ha Ha Clinton-Dix.....	1	0	0	0.0	0	0
<b>PACKERS</b> .....	<b>29</b>	<b>12</b>	<b>333</b>	<b>11.5</b>	<b>75t</b>	<b>2</b>
<b>OPPONENTS</b> .....	<b>22</b>	<b>10</b>	<b>191</b>	<b>8.7</b>	<b>75t</b>	<b>1</b>

<b>KICKOFF RETURNS</b>	No	Yds	Avg	Long	TD
DuJuan Harris.....	22	456	20.7	41	0
Micah Hyde.....	4	96	24.0	28	0
Jarrett Boykin.....	1	3	3.0	3	0
Randall Cobb.....	1	0	0.0	0	0
Jordy Nelson.....	1	0	0.0	0	0
<b>PACKERS</b> .....	<b>29</b>	<b>555</b>	<b>19.1</b>	<b>41</b>	<b>0</b>
<b>OPPONENTS</b> .....	<b>58</b>	<b>1421</b>	<b>24.5</b>	<b>101t</b>	<b>1</b>

<b>FIELD GOALS</b>	1-19	20-29	30-39	40-49	50+
Mason Crosby.....	0/0	7/7	11/12	5/7	4/7
<b>PACKERS</b> .....	<b>0/0</b>	<b>7/7</b>	<b>11/12</b>	<b>5/7</b>	<b>4/7</b>
<b>OPPONENTS</b> .....	<b>0/0</b>	<b>5/5</b>	<b>9/9</b>	<b>3/5</b>	<b>4/5</b>

Crosby: (23G) (31G, 20G, 55G) () (53G, 38B) () (43G, 30G) (34G) (31G, 49G, 27G) (20G, 52G) (27G, 33G, 50N) (48G) (32G, 35G, 33G, 40N, 28G), (38G, 33G, 53G) (45G, 53B, 34G) (48N, 42G, 25G) (52B)  
Opponents: (35G, 20G) (52G) (30G, 41N) (23G) (26G) (48G) (33G), (31G, 29G, 37G) (33G, 33G) () (39G, 51G) (47N) (53B, 50G) (27G, 51G, 35G, 48G) (43G) ()

<b>PASSING</b>	Att	Cmp	Yds	Cmp%	Yds/Att	TD	TD%	Int	Int%	Long	Sack/Lost	Rating
Aaron Rodgers.....	520	341	4381	65.6	8.43	38	7.3	5	1.0	80t	28/174	112.2
Matt Flynn.....	16	8	66	50.0	4.13	0	0.0	1	6.3	14	2/12	34.9
<b>PACKERS</b> .....	<b>536</b>	<b>349</b>	<b>4447</b>	<b>65.1</b>	<b>8.30</b>	<b>38</b>	<b>7.1</b>	<b>6</b>	<b>1.1</b>	<b>80t</b>	<b>30/186</b>	<b>109.9</b>
<b>OPPONENTS</b> .....	<b>564</b>	<b>333</b>	<b>3884</b>	<b>59.0</b>	<b>6.89</b>	<b>26</b>	<b>4.6</b>	<b>18</b>	<b>3.2</b>	<b>79</b>	<b>41/261</b>	<b>82.0</b>

## 2014 REGULAR-SEASON DEFENSIVE STATISTICS

Official totals – based on coaches' film review, through Dec. 28 vs. Detroit

### SPECIAL TEAMS

Player	Total Tackles	Solo	Asst	Sacks/ Yards	Int/ Yards	Fum Rec	For Fum	Pass Def
Morgan Burnett.....	125	99	26	1.5/13.0	1/32	1	1	6
Ha Ha Clinton-Dix.....	95	73	22	1.0/0.0	1/9	0	0	11
A.J. Hawk.....	93	64	29	0.5/0.0	0/0	0	0	4
Tramon Williams.....	78	62	16	0.0/0.0	3/2	1	0	16
Clay Matthews.....	69	53	16	11.0/58.0	1/40	0	2	6
Mike Daniels.....	69	42	27	5.5/45.5	0/0	0	0	0
Sam Barrington.....	68	42	26	1.0/9.0	0/0	0	0	2
Letroy Guion.....	62	31	31	3.5/26.0	0/0	0	1	1
Micah Hyde.....	55	46	9	1.0/7.0	2/9	0	0	12
Julius Peppers.....	45	33	12	7.0/41.5	2/101	3	4	11
Jamari Lattimore.....	43	26	17	0.0/0.0	1/10	0	0	2
Sam Shields.....	42	32	10	0.0/0.0	2/62	0	0	13
Mike Neal.....	41	27	14	4.5/31.5	0/0	0	0	0
Josh Boyd.....	34	18	16	0.0/0.0	0/0	0	0	0
Casey Hayward.....	32	27	5	0.0/0.0	3/113	2	0	6
Datone Jones.....	30	16	14	1.5/7.5	1/18	0	0	2
Nick Perry.....	24	21	3	3.0/22.0	0/0	1	1	2
Davon House.....	24	17	7	0.0/0.0	1/0	0	1	11
Mike Pennel.....	18	7	11	0.0/0.0	0/0	0	0	0
Sean Richardson.....	16	12	4	0.0/0.0	0/0	0	0	1
Brad Jones.....	13	10	3	0.0/0.0	0/0	0	0	2
Jarrett Bush.....	7	6	1	0.0/0.0	0/0	0	0	1
Luther Robinson.....	4	0	4	0.0/0.0	0/0	0	0	1
Jayrone Elliott.....	3	3	0	0.0/0.0	0/0	0	0	0
<b>Totals.....</b>	<b>1,090</b>	<b>767</b>	<b>323</b>	<b>41.0/261.0</b>	<b>18/396</b>	<b>8</b>	<b>10</b>	<b>110</b>

Player	TT	FR	FF
Sean Richardson.....	17	0	0
Jayrone Elliott.....	15	0	0
Morgan Burnett.....	11	0	0
Jarrett Bush.....	11	0	0
Brad Jones.....	9	0	0
Casey Hayward.....	7	0	0
Demetri Goodson.....	6	0	0
Jarrett Boykin.....	4	0	2
Davon House.....	4	0	0
Jamari Lattimore.....	4	0	0
Chris Banjo.....	3	0	0
Sam Barrington.....	3	0	0
Brandon Bostick.....	3	0	0
Ha Ha Clinton-Dix.....	3	1	0
Mason Crosby.....	2	0	0
Kevin Dorsey.....	2	0	0
DuJuan Harris.....	2	0	0
Micah Hyde.....	2	0	0
David Bakhtiari.....	1	0	0
John Kuhn.....	1	0	0
Andy Mulumba.....	1	0	0
Nick Perry.....	1	0	0
Ryan Taylor.....	1	0	0
<b>Totals.....</b>	<b>113</b>	<b>1</b>	<b>2</b>

### BLOCKED KICKS

Player	PAT	FG	P
Brad Jones.....	0	1	0
<b>Totals.....</b>	<b>0</b>	<b>1</b>	<b>0</b>

### DEFENSIVE SCORING

Player	TD	Int Ret	Fum Ret	Safeties
Casey Hayward.....	2	1	1	0
Julius Peppers.....	2	2	0	0
<b>Totals.....</b>	<b>4</b>	<b>3</b>	<b>1</b>	<b>0</b>

#### Defensive touchdowns (2):

Peppers — 49-yard INT return vs. Minnesota (10/2);  
52-yard INT return vs. Philadelphia (11/16)  
Hayward — 82-yard INT return vs. Chicago (11/9);  
49-yard fumble return vs. Philadelphia (11/16)

### MISCELLANEOUS TACKLES

Player	Tackles
Corey Linsley.....	3
Davante Adams.....	1
Matt Flynn.....	1
Eddie Lacy.....	1
Aaron Rodgers.....	1
Richard Rodgers.....	1
James Starks.....	1
<b>Totals.....</b>	<b>9</b>

No	ALPHABETICAL ROSTER	Pos	Ht	Wt	Birthdate	NFL Exp	College	High School Hometown
17	Adams, Davante	WR	6-1	215	12/24/92	2	Fresno State	Palo Alto, Calif.
86	Backman, Kennard	TE	6-3	245	2/26/93	R	Alabama-Birmingham	Mableton, Ga.
69	Bakhtiari, David	T	6-4	310	9/30/91	3	Colorado	San Mateo, Calif.
32	Banjo, Chris	S	5-10	207	2/26/90	2	SMU	Sugar Land, Texas
67	Barclay, Don	T/G	6-4	305	4/18/89	4	West Virginia	Harmony, Pa.
58	Barrington, Sam	LB	6-1	240	10/5/90	3	South Florida	Jacksonville, Fla.
93	Boyd, Josh	DT	6-3	310	8/3/89	3	Mississippi State	Philadelphia, Miss.
75	Bulaga, Bryan	T	6-5	314	3/21/89	6	Iowa	Woodstock, Ill.
42	Burnett, Morgan	S	6-1	209	1/13/89	6	Georgia Tech	College Park, Ga.
21	Clinton-Dix, Ha Ha	S	6-1	208	12/21/92	2	Alabama	Orlando, Fla.
18	Cobb, Randall	WR	5-10	192	8/22/90	5	Kentucky	Alcoa, Tenn.
2	Crosby, Mason	K	6-1	207	9/3/84	9	Colorado	Georgetown, Texas
76	Daniels, Mike	DT	6-0	310	5/5/89	4	Iowa	Blackwood, N.J.
91	Elliott, Jayrone	LB	6-3	255	11/11/91	2	Toledo	Cleveland, Ohio
99	Gaston, Bruce	DT	6-2	310	11/29/91	2	Purdue	Chicago, IL
61	Goode, Brett	LS	6-1	255	11/2/84	8	Arkansas	Fort Smith, Ark.
39	Goodson, Demetri	CB	5-11	197	6/11/89	2	Baylor	Spring, Texas
36	Gunter, LaDarius	CB	6-2	201	5/13/92	R	Miami	Montgomery, Ala.
46	Harris, Alonzo	RB	6-1	237	11/9/92	R	Louisiana-Lafayette	Gadsen, Ala.
29	Hayward, Casey	CB	5-11	192	9/9/89	4	Vanderbilt	Perry, Ga.
7	Hundley, Brett	QB	6-3	226	6/15/93	R	UCLA	Chandler, Ariz.
33	Hyde, Micah	DB	6-0	197	12/31/90	3	Iowa	Fostoria, Ohio
83	Janis, Jeff	WR	6-3	219	6/24/91	2	Saginaw Valley State	Tawas City, Mich.
89	Jones, James	WR	6-1	208	3/31/84	9	San Jose State	San Jose, Calif.
30	Kuhn, John	FB	6-0	250	9/9/82	10	Shippensburg	York, Pa.
27	Lacy, Eddie	RB	5-11	234	6/2/90	3	Alabama	Geismar, La.
70	Lang, T.J.	G	6-4	318	9/20/87	7	Eastern Michigan	Birmingham, Mich.
63	Linsley, Corey	C	6-3	301	7/27/91	2	Ohio State	Boardman, Ohio
8	Masthay, Tim	P	6-1	200	3/16/87	6	Kentucky	Murray, Ky.
52	Matthews, Clay	LB	6-3	255	5/14/86	7	Southern California	Aqoura Hills, Calif.
88	Montgomery, Ty	WR	6-0	216	1/22/93	R	Stanford	Dallas, Texas
55	Mulumba, Andy	LB	6-3	260	1/31/90	3	Eastern Michigan	Montreal, Quebec
96	Neal, Mike	LB	6-3	262	6/26/87	6	Purdue	Merrillville, Ind.
51	Palmer, Nate	LB	6-2	248	9/23/89	3	Illinois State	Chicago, Ill.
64	Pennel, Mike	DT	6-4	332	5/9/91	2	Colorado State-Pueblo	Aurora, Colo.
56	Peppers, Julius	LB	6-7	287	1/18/80	14	North Carolina	Bailey, N.C.
53	Perry, Nick	LB	6-3	265	4/12/90	4	Southern California	Detroit, Mich.
81	Quarless, Andrew	TE	6-4	252	10/6/88	6	Penn State	Uniondale, N.Y.
90	Raji, B.J.	DT	6-2	337	7/11/86	7	Boston College	Washington Township, N.J.
23	Randall, Damarious	CB	5-11	196	8/29/92	R	Arizona State	Pensacola, Fla.
28	Richardson, Sean	S	6-2	216	1/21/90	4	Vanderbilt	Linden, Ala.
22	Ripkowski, Aaron	FB	6-1	246	12/20/92	R	Oklahoma	Dayton, Texas
12	Rodgers, Aaron	QB	6-2	225	12/2/83	11	California	Chico, Calif.
82	Rodgers, Richard	TE	6-4	257	1/22/92	2	California	Shrewsbury, Mass.
24	Rollins, Quinten	CB	5-11	195	7/15/92	R	Miami (Ohio)	Wilmington, Ohio
47	Ryan, Jake	LB	6-2	240	2/27/92	R	Michigan	Cleveland, Ohio
37	Shields, Sam	CB	5-11	184	12/8/87	6	Miami	Sarasota, Fla.
71	Sitton, Josh	G	6-3	318	6/16/86	8	Central Florida	Pensacola, Fla.
44	Starks, James	RB	6-2	218	2/25/86	6	Buffalo	Niagara Falls, N.Y.
65	Taylor, Lane	G	6-3	324	11/22/89	3	Oklahoma State	Arlington, Texas
16	Tolzien, Scott	QB	6-2	213	9/4/87	5	Wisconsin	Palatine, Ill.
73	Tretter, JC	C/G	6-4	307	2/12/91	3	Cornell	Akron, N.Y.
79	Walker, Josh	G	6-5	328	6/2/91	1	Middle Tennessee State	Evansville, Tenn.

#### Practice Squad

84	Abbrederis, Jared	WR	6-1	195	12/17/90	2	Wisconsin	Wautoma, Wis.
54	Bradford, Carl	LB	6-1	248	8/15/92	2	Arizona State	Norco, Calif.
38	Crockett, John	RB	6-0	217	2/16/92	R	North Dakota State	Minneapolis, Minn.
31	Daniel, Robertson	CB	6-1	205	10/1/91	R	Brigham Young	San Jose, Calif.
80	Perillo, Justin	TE	6-3	250	1/5/91	2	Maine	Wilmington, Del.
97	Ringo, Christian	DT	6-1	298	3/10/92	R	Louisiana-Lafayette	Jackson, Miss.
74	Rotheram, Matt	G	6-5	325	7/5/92	R	Pittsburgh	Olmsted, Ohio
50	Vaughters, James	LB	6-2	254	6/27/93	R	Stanford	Tucker, Ga.
60	Vuinovich, Jeremy	T	6-5	300	10/12/90	1	Louisiana College	Belle Chasse, La.
19	Williams, Ed	WR	6-0	196	3/14/91	R	Fort Hays State	Tampa, Fla.

#### Reserve/Suspended

98	Guion, Letroy	DT	6-4	322	6/21/87	8	Florida State	Starke, Fla.
95	Jones, Datone	DE	6-4	285	7/24/90	3	UCLA	Compton, Calif.

#### Injured Reserve

10	Blue, Javess	WR	6-0	188	12/30/92	R	Kentucky	Lake Wales, Fla.
87	Nelson, Jordy	WR	6-3	217	5/31/85	8	Kansas State	Riley, Kan.
11	Pinkard, Larry	WR	6-0	196	2/25/92	R	Old Dominion	Washington, D.C.
59	Rasco, Jermauria	LB	6-3	252	10/5/92	R	Louisiana State	Shreveport, La.





No	NUMERICAL ROSTER	Pos	Ht	Wt	Age	NFL Exp	College	How Acquired	Reg. season GP/GS/DNP/IA
2	Mason Crosby	K	6-1	207	31	9	Colorado	D6c-07	0/0/0/0
7	Brett Hundley	QB	6-3	226	22	R	UCLA	D5-15	0/0/0/0
8	Tim Masthay	P	6-1	200	28	6	Kentucky	FA-10	0/0/0/0
12	Aaron Rodgers	QB	6-2	225	31	11	California	D1-05	0/0/0/0
16	Scott Tolzien	QB	6-2	213	28	5	Wisconsin	FA-13	0/0/0/0
17	Davante Adams	WR	6-1	215	22	2	Fresno State	D2-14	0/0/0/0
18	Randall Cobb	WR	5-10	192	25	5	Kentucky	D2-11	0/0/0/0
21	Ha Ha Clinton-Dix	S	6-1	208	22	2	Alabama	D1-14	0/0/0/0
22	Aaron Ripkowski	FB	6-1	246	22	R	Oklahoma	D6a-15	0/0/0/0
23	Damarious Randall	CB	5-11	196	23	R	Arizona State	D1-15	0/0/0/0
24	Quinten Rollins	CB	5-11	195	23	R	Miami (Ohio)	D2-15	0/0/0/0
27	Eddie Lacy	RB	5-11	234	25	3	Alabama	D2-13	0/0/0/0
28	Sean Richardson	S	6-2	216	25	4	Vanderbilt	FA-12	0/0/0/0
29	Casey Hayward	CB	5-11	192	26	4	Vanderbilt	D2b-12	0/0/0/0
30	John Kuhn	FB	6-0	250	33	10	Shippensburg	W-07 (Pit)	0/0/0/0
32	Chris Banjo	S	5-10	207	24	2	SMU	FA-13	0/0/0/0
33	Micah Hyde	DB	6-0	197	24	3	Iowa	D5a-13	0/0/0/0
36	LaDarius Gunter	CB	6-2	201	23	R	Miami	FA-15	0/0/0/0
37	Sam Shields	CB	5-11	184	27	6	Miami	FA-10	0/0/0/0
39	Demetri Goodson	CB	5-11	197	26	2	Baylor	D6-14	0/0/0/0
42	Morgan Burnett	S	6-1	209	26	6	Georgia Tech	D3-10	0/0/0/0
44	James Starks	RB	6-2	218	29	6	Buffalo	D6-10	0/0/0/0
46	Alonzo Harris	RB	6-1	237	22	R	Louisiana-Lafayette	FA-15	0/0/0/0
47	Jake Ryan	LB	6-2	240	23	R	Michigan	D4-15	0/0/0/0
51	Nate Palmer	LB	6-2	248	25	3	Illinois State	D6-13	0/0/0/0
52	Clay Matthews	LB	6-3	255	29	7	Southern California	D1b-09	0/0/0/0
53	Nick Perry	LB	6-3	265	25	4	Southern California	D1-12	0/0/0/0
55	Andy Mulumba	LB	6-3	260	25	3	Eastern Michigan	FA-13	0/0/0/0
56	Julius Peppers	LB	6-7	287	35	14	North Carolina	FA-14	0/0/0/0
58	Sam Barrington	LB	6-1	240	24	3	South Florida	D7c-13	0/0/0/0
61	Brett Goode	LS	6-1	255	30	8	Arkansas	FA-08	0/0/0/0
63	Corey Linsley	C	6-3	301	24	2	Ohio State	D5a-14	0/0/0/0
64	Mike Pennel	DT	6-4	332	24	2	Colorado State-Pueblo	FA-14	0/0/0/0
65	Lane Taylor	G	6-3	324	25	3	Oklahoma State	FA-13	0/0/0/0
67	Don Barclay	T/G	6-4	305	26	4	West Virginia	FA-12	0/0/0/0
69	David Bakhtiari	T	6-4	310	23	3	Colorado	D4a-13	0/0/0/0
70	T.J. Lang	G	6-4	318	27	7	Eastern Michigan	D4-09	0/0/0/0
71	Josh Sitton	G	6-3	318	29	8	Central Florida	D4b-08	0/0/0/0
73	JC Tretter	C/G	6-4	307	24	3	Cornell	D4b-13	0/0/0/0
75	Bryan Bulaga	T	6-5	314	26	6	Iowa	D1-10	0/0/0/0
76	Mike Daniels	DT	6-0	310	26	4	Iowa	D4a-12	0/0/0/0
79	Josh Walker	G	6-5	328	24	1	Middle Tennessee State	FA-14	0/0/0/0
81	Andrew Quarless	TE	6-4	252	26	6	Penn State	D5a-10	0/0/0/0
82	Richard Rodgers	TE	6-4	257	23	2	California	D3b-14	0/0/0/0
83	Jeff Janis	WR	6-3	219	24	2	Saginaw Valley State	D7-14	0/0/0/0
86	Kennard Backman	TE	6-3	245	22	R	Alabama-Birmingham	D6c-15	0/0/0/0
88	Ty Montgomery	WR	6-0	216	22	R	Stanford	D3-15	0/0/0/0
89	James Jones	WR	6-1	208	31	9	San Jose State	FA-15	0/0/0/0
90	B.J. Raji	DT	6-2	337	29	7	Boston College	D1a-09	0/0/0/0
91	Jayrone Elliott	LB	6-3	255	23	2	Toledo	FA-14	0/0/0/0
93	Josh Boyd	DT	6-3	310	26	3	Mississippi State	D5b-13	0/0/0/0
96	Mike Neal	LB	6-3	262	28	6	Purdue	D2-10	0/0/0/0
99	Bruce Gaston	DT	6-2	310	23	2	Purdue	FA-14	0/0/0/0

## Practice Squad

19	Ed Williams	WR	6-0	196	24	R	Fort Hays State	FA-15	0/0/0/0
31	Robertson Daniel	CB	6-1	205	23	R	Brigham Young	FA-15	0/0/0/0
38	John Crockett	RB	6-0	217	23	R	North Dakota State	FA-15	0/0/0/0
50	James Vaughters	LB	6-2	254	22	R	Stanford	FA-15	0/0/0/0
54	Carl Bradford	LB	6-1	248	23	2	Arizona State	D4-14	0/0/0/0
60	Jeremy Vujnovich	T	6-5	300	24	1	Louisiana College	FA-14	0/0/0/0
74	Matt Rotheram	G	6-5	325	23	R	Pittsburgh	FA-15	0/0/0/0
80	Justin Perillo	TE	6-3	250	24	2	Maine	FA-14	0/0/0/0
84	Jared Abbrederis	WR	6-1	195	24	2	Wisconsin	D5b-14	0/0/0/0
97	Christian Ringo	DT	6-1	298	23	R	Louisiana-Lafayette	D6b-15	0/0/0/0

## Reserve/Suspended

95	Datone Jones	DE	6-4	285	25	3	UCLA	D1-13	0/0/0/0
98	Letroy Guion	DT	6-4	322	28	8	Florida State	FA-14	0/0/0/0

## Injured Reserve

10	Javess Blue	WR	6-0	188	22	R	Kentucky	FA-15	0/0/0/0
11	Larry Pinkard	WR	6-0	196	23	R	Old Dominion	FA-15	0/0/0/0
59	Jermauria Rasco	LB	6-3	252	22	R	Louisiana State	FA-15	0/0/0/0
87	Jordy Nelson	WR	6-3	217	30	8	Kansas State	D2a-08	0/0/0/0



## ROSTER BY POSITION

### **QUARTERBACK (3)**

Brett Hundley  
Aaron Rodgers  
Scott Tolzien

### **FULLBACK (2)**

John Kuhn  
Aaron Ripkowski

### **RUNNING BACK (3)**

Alonzo Harris  
Eddie Lacy  
James Starks

### **WIDE RECEIVER (5)**

Davante Adams  
Randall Cobb  
Jeff Janis  
James Jones  
Ty Montgomery

### **TIGHT END (3)**

Kennard Backman  
Andrew Quarless  
Richard Rodgers

### **OFFENSIVE LINE (9)**

David Bakhtiari  
Don Barclay  
Bryan Bulaga  
T.J. Lang  
Corey Linsley  
Josh Sitton  
Lane Taylor  
JC Tretter  
Josh Walker

### **DEFENSIVE LINE (5)**

Josh Boyd  
Mike Daniels  
Bruce Gaston  
Mike Pennel  
B.J. Raji

### **LINEBACKER (9)**

Sam Barrington  
Jayrone Elliott  
Clay Matthews  
Andy Mulumba  
Mike Neal  
Nate Palmer  
Julius Peppers  
Nick Perry  
Jake Ryan

### **CORNERBACK (6)**

Demetri Goodson  
LaDarius Gunter  
Casey Hayward  
Damarious Randall  
Quinten Rollins  
Sam Shields

### **SAFETY (5)**

Chris Banjo  
Morgan Burnett  
Ha Ha Clinton-Dix  
Micah Hyde  
Sean Richardson

### **SPECIALIST (3)**

Mason Crosby  
Brett Goode  
Tim Masthay

*Rookies and first-year players are underlined*

## PRONUNCIATION GUIDE

### **PLAYERS**

Kennard Backman . . . . . kuh-NARD  
David Bakhtiari . . . . . bock-tee-R-ee  
Don Barclay . . . . . BAR-clay  
Bryan Bulaga . . . . . buh-LAH-guh  
Jayrone Elliott . . . . . jay-RONE  
Brett Goode . . . . . GEWD  
Letroy Guion . . . . . GUY-on  
LaDarius Gunter . . . . . luh-DAIR-ee-us  
Datone Jones . . . . . DAY-tone  
John Kuhn . . . . . KOON  
Tim Masthay . . . . . MASS-tay  
Andy Mulumba . . . . . moo-LOOM-bah

Mike Pennel . . . . . puh-NELL  
Andrew Quarless . . . . . QUAR-liss  
B.J. Raji . . . . . RAH-jee  
Damarious Randall . . . . . duh-MAIR-ee-us  
Josh Sitton . . . . . SITT-en  
Scott Tolzien . . . . . toll-ZEEN  
**COACHES**  
James Campen . . . . . KAMP-en  
Tom Clements . . . . . KLEMM-ints  
Jerry Fontenot . . . . . FON-tin-oh  
Mark Lovat . . . . . luh-VOTT  
Mike Solari . . . . . so-LARR-ee  
Mike Trgovac . . . . . TER-guh-vac



Unofficial, Sept. 8, 2015

## OFFENSE

<b>WR:</b>	17	Davante Adams	89	James Jones	83	Jeff Janis
<b>LT:</b>	69	David Bakhtiari	67	Don Barclay		
<b>LG:</b>	71	Josh Sitton	65	Lane Taylor		
<b>C:</b>	63	Corey Linsley	73	JC Tretter		
<b>RG:</b>	70	T.J. Lang	<u>79</u>	<u>Josh Walker</u>		
<b>RT:</b>	75	Bryan Bulaga	67	Don Barclay		
<b>TE:</b>	82	Richard Rodgers	81	Andrew Quarless	<u>86</u>	<u>Kennard Backman</u>
<b>WR:</b>	18	Randall Cobb	<u>88</u>	<u>Ty Montgomery</u>		
<b>QB:</b>	12	Aaron Rodgers	16	Scott Tolzien	<u>7</u>	<u>Brett Hundley</u>
<b>RB:</b>	27	Eddie Lacy	44	James Starks	<u>46</u>	<u>Alonzo Harris</u>
<b>FB:</b>	30	John Kuhn	<u>22</u>	<u>Aaron Ripkowski</u>		

## DEFENSE

<b>DE:</b>	64	Mike Pennel	93	Josh Boyd		
<b>NOSE:</b>	90	B.J. Raji	93	Josh Boyd		
<b>DT:</b>	76	Mike Daniels	99	Bruce Gaston		
<b>LOLB:</b>	52	Clay Matthews	53	Nick Perry	55	Andy Mulumba
<b>BLB:</b>	58	Sam Barrington	<u>47</u>	<u>Jake Ryan</u>		
<b>MLB:</b>	51	Nate Palmer	<u>47</u>	<u>Jake Ryan</u>		
<b>ROLB:</b>	56	Julius Peppers	96	Mike Neal	91	Jayrone Elliott
<b>LCB:</b>	29	Casey Hayward	<u>23</u>	<u>Damarius Randall</u>	39	Demetri Goodson
<b>RCB:</b>	37	Sam Shields	<u>24</u>	<u>Quinten Rollins</u>	<u>36</u>	<u>LaDarius Gunter</u>
<b>SS:</b>	42	Morgan Burnett	28	Sean Richardson	32	Chris Banjo
<b>FS:</b>	21	Ha Ha Clinton-Dix	33	Micah Hyde		

## SPECIAL TEAMS

<b>K:</b>	2	Mason Crosby	8	Tim Masthay		
<b>P:</b>	8	Tim Masthay	2	Mason Crosby		
<b>H:</b>	8	Tim Masthay	18	Randall Cobb		
<b>PR:</b>	33	Micah Hyde	<u>88</u>	<u>Ty Montgomery</u>	18	Randall Cobb
<b>KR:</b>	<u>88</u>	<u>Ty Montgomery</u>	33	Micah Hyde	18	Randall Cobb
					83	Jeff Janis
<b>LS:</b>	61	Brett Goode	67	Don Barclay		

## Rookies and first-year players are underlined ##

### COACH LOCATIONS

- **Coaches' Box:** Dom Capers (defensive coordinator), Mike Eayrs (research and development), Luke Getsy (offensive quality control), Scott McCurley (assistant linebackers), David Raih (coaching administrator), John Rushing (defensive quality control), Alex Van Pelt (quarterbacks/ wide receivers), Joe Whitt Jr. (secondary - cornerbacks).
- **Sideline:** Edgar Bennett (offensive coordinator), James Campen (offensive line), Tom Clements (associate head coach/offense), Jerry Fontenot (tight ends), Sam Gash (running backs), Jerry Montgomery (defensive front assistant), Winston Moss (associate head coach/linebackers), Darren Perry (secondary - safeties), Jason Simmons (assistant special teams), Mike Solari (assistant offensive line), Mike Trgovac (defensive line), Ron Zook (special teams coordinator).





## HOW THE PACKERS WERE BUILT

Year	Record	Draft (35)	Waivers (1)	Free Agents (17)
2005	4-12	QB Aaron Rodgers D1		
2007	13-3	K Mason Crosby D6c	FB John Kuhn (Pit)	
2008	6-10	G Josh Sitton D4b		LS Brett Goode
2009	11-5	DT B.J. Raji D1a LB Clay Matthews D1b G T.J. Lang D4		
2010	10-6	T Bryan Bulaga D1 LB Mike Neal D2 S Morgan Burnett D3 TE Andrew Quarless D5a RB James Starks D6		P Tim Masthay CB Sam Shields
2011	15-1	WR Randall Cobb D2		
2012	11-5	LB Nick Perry D1 CB Casey Hayward D2b DT Mike Daniels D4a		T/G Don Barclay S Sean Richardson
2013	8-7-1	RB Eddie Lacy D2 T David Bakhtiari D4a C/G JC Tretter D4b DB Micah Hyde D5a DT Josh Boyd D5b LB Nate Palmer D6 LB Sam Barrington D7c		S Chris Banjo LB Andy Mulumba G Lane Taylor QB Scott Tolzien
2014	12-4	S Ha Ha Clinton-Dix D1 WR Davante Adams D2 TE Richard Rodgers D3b C Corey Linsley D5a CB Demetri Goodson D6 WR Jeff Janis D7		LB Jayrone Elliott DT Bruce Gaston DT Mike Pennel LB Julius Peppers G Josh Walker
2015		CB Damarious Randall D1 CB Quinten Rollins D2 WR Ty Montgomery D3 LB Jake Ryan D4 QB Brett Hundley D5 FB Aaron Ripkowski D6a TE Kennard Backman D6c		CB LaDarius Gunter RB Alonzo Harris WR James Jones (D3-07)

# TEAM STATISTICS/STARTERS

## OFFENSE

Date/Opp	1	2	3	4	OT	Tot	Ru	Pa	Pe	Thru	Down	Pl	Yds	Avg	Att	Yds	TD	Att-Com-Int	Yds	TD	Sacked	No/Avg	NetAvg	No/Yds	No-Lost	Conv	Poss		
9/4	at	Sea	7	3	0	6	0	19	4	13	2	6-12	0-1	57	255	4.5	21	80	1	33-23-1	175	1	3	4/38.3	37.5	8/65	1-0	0-1	10
9/14		NYJ	3	13	15	0	0	25	5	17	3	7-14	0-0	68	390	5.7	22	80	0	42-25-0	310	3	4	4/49.3	46.5	3/34	3-1	1-1	12
9/21	at	Det	7	0	0	0	0	14	3	9	2	4-10	0-1	51	223	4.4	22	76	0	27-16-0	147	1	2	5/43.0	39.8	5/30	1-1	0-0	9
9/28	at	Chi	7	14	10	7	0	21	3	16	2	4-8	0-0	47	358	7.6	18	56	1	28-22-0	302	4	1	0/0.0	0.0	9/70	0-0	0-0	7
10/2		Min	14	14	14	0	0	15	6	8	1	4-11	0-0	52	320	6.2	28	156	2	22-15-1	164	3	2	6/50.7	45.8	5/30	0-0	0-0	13
10/12	at	Mia	7	3	7	10	0	27	8	17	2	8-17	1-1	79	369	4.7	34	121	0	42-24-0	248	3	3	5/34.4	30.4	4/44	1-0	0-0	11
10/19		Car	21	7	10	0	0	22	10	9	3	4-11	0-0	56	363	6.5	30	122	2	24-19-0	241	3	2	5/55.2	44.0	5/29	1-0	0-0	12
10/26	at	NO	10	6	0	7	0	23	5	16	2	1-7	1-2	63	491	7.8	19	89	1	40-29-2	402	1	4	0/0.0	0.0	8/84	1-1	0-0	10
11/9		Chi	14	28	6	7	0	21	6	13	2	6-13	2-2	64	451	7.0	32	132	0	32-19-0	319	6	0	3/40.3	36.0	5/50	1-1	0-0	13
11/16		Phi	17	13	9	14	0	25	6	18	1	8-14	0-0	64	475	7.4	25	110	1	38-24-0	365	3	1	2/20.0	17.0	4/52	2-0	0-1	10
11/23	at	Min	7	7	3	7	0	24	11	10	3	6-11	0-0	62	362	5.8	32	155	1	29-19-0	207	2	1	4/42.3	41.0	8/75	1-0	0-0	10
11/30		NE	13	10	0	3	0	24	6	16	2	10-17	0-0	70	478	6.8	29	130	0	38-24-0	348	2	3	1/38.0	35.0	4/22	1-0	0-0	9
12/8		Atl	7	24	3	9	0	28	10	17	1	7-12	0-1	67	502	7.5	30	179	2	36-24-0	323	3	1	1/31.0	31.0	5/40	1-0	0-0	10
12/14	at	Buf	3	7	0	3	0	21	8	12	1	4-14	0-0	67	333	4.9	24	158	1	42-17-2	175	0	1	6/42.8	30.3	9-70	1-0	0-0	13
12/21	at	TB	7	3	0	10	0	23	6	17	0	6-13	0-1	72	431	6.0	31	121	1	40-31-0	310	1	1	2/34.5	34.5	5/40	2-1	0-0	10
12/28		Det	7	7	7	9	0	24	7	14	3	8-13	0-1	62	377	6.1	38	152	1	23-18-0	225	2	1	3/39.0	27.7	5/40	2-2	0-0	10
SEASON			151	159	84	92	0	356	104	222	30	93-197	4-10	1001	6178	6.2	435	1917	14	536-349-6	4261	38	30	51/42.3	37.0	92/775	19-7	1-3	169
1/11		Dal	7	3	10	6	0	23	6	16	1	9-14	0-0	66	416	6.3	29	119	0	35-24-0	297	3	2	2/37.5	34.0	10/87	3-1	0-1	9
1/18	at	Sea	13	3	0	6	0	19	6	11	2	3-14	0-0	65	306	4.7	30	135	0	34-19-2	171	1	1	5/39.4	35.2	5/45	1-0	0-0	13
POSTSEASON			20	6	10	12	0	42	12	27	3	12-28	0-0	131	722	5.5	59	254	0	69-43-2	468	4	3	7/38.9	34.9	15/132	4-1	0-1	22

## DEFENSE

Date/Opp		1	2	3	4	OT	Tot	Ru	Pa	Pe	Downs	Downs	Pl	Yds	Avg	Att	Yds	TD	Att-Com-Int	Yds	TD	Sacked	No/Avg	NetAvg	No/Yds	No-Lost	Conv	Poss	
9/4	at	Sea	3	14	5	14	0	25	13	8	4	4-11	1-1	66	398	6.0	37	207	2	28-19-0	191	2	1	2/33.0	33.0	4/69	2-1	0-0	10
9/14		NYJ	14	7	3	0	0	19	7	11	1	8-17	2-3	71	313	4.4	37	147	2	32-16-1	166	1	2	5/46.6	43.6	7/82	1-0	0-0	12
9/21	at	Det	7	5	0	7	0	21	6	13	2	11-18	0-0	74	353	4.8	38	115	1	34-22-2	238	0	2	2/52.0	40.5	6/40	1-1	0-0	9
9/28	at	Chi	7	10	0	0	0	33	16	14	3	7-11	2-3	77	496	6.4	41	235	0	35-23-2	261	2	1	0/0.0	0.0	6/46	3-0	0-0	8
10/2		Min	0	0	0	10	0	20	6	13	1	5-15	1-2	75	299	4.0	25	111	1	44-22-2	188	0	6	7/43.4	40.9	9/91	1-1	0-0	14
10/12	at	Mia	3	0	7	14	0	19	5	12	2	4-10	0-1	55	349	6.3	23	112	1	31-20-2	237	2	1	3/42.3	22.0	5/25	1-1	0-0	11
10/19		Car	0	3	0	14	0	23	6	14	3	4-12	0-1	67	331	4.9	25	108	0	39-22-1	223	2	3	7/53.9	42.7	9/70	0-0	0-0	12
10/26	at	NO	10	6	14	14	0	28	11	15	2	6-10	0-1	65	495	7.6	31	193	2	32-27-0	302	3	2	0/0.0	0.0	4/35	1-1	0-0	10
11/9		Chi	0	0	7	7	0	21	5	12	4	3-12	0-4	68	311	4.6	24	55	0	40-23-2	256	1	4	4/42.8	38.8	11/163	2-1	0-0	13
11/16		Phi	0	6	7	7	0	22	5	17	0	5-15	2-3	78	429	5.5	31	109	0	44-26-2	320	2	3	4/39.8	16.0	6/53	4-2	0-0	13
11/23	at	Min	0	10	3	8	0	20	7	11	2	5-13	1-1	64	308	4.8	25	112	0	37-21-1	196	2	2	4/44.8	39.0	7/77	0-0	1-1	9
11/30		NE	0	14	0	7	0	20	5	14	1	4-10	1-1	54	320	5.9	18	84	1	35-22-0	236	2	1	4/37.0	37.0	4/25	0-0	0-0	9
12/8		Atl	7	0	10	20	0	26	8	17	1	5-11	3-3	64	465	7.3	24	91	1	39-24-1	374	4	1	2/48.5	38.5	3/11	0-0	0-1	10
12/14	at	Buf	7	3	6	5	0	13	7	6	0	4-16	0-0	63	253	4.0	33	113	0	27-14-1	140	0	3	6/40.3	39.5	10/75	1-0	0-0	13
12/21	at	TB	0	3	0	0	0	6	1	5	0	4-14	1-1	47	109	2.3	14	16	0	26-12-1	93	0	7	8/42.0	41.5	3/30	1-0	0-0	10
12/28		Det	0	7	7	6	0	23	8	14	1	4-11	1-3	66	313	4.7	23	111	0	41-20-0	202	3	2	4/38.0	24.3	10/53	2-1	0-1	12
SEASON			58	88	69	133	0	339	116	196	27	83-206	15-28	1054	5542	5.3	449	1919	11	564-333-18	3623	26	41	62/43.4	36.7	104/945	20-9	1-3	175
1/11		Dal	7	7	7	0	0	21	9	9	3	4-8	0-1	51	315	6.2	28	145	1	19-15-0	170	2	4	2/48.5	38.5	5/35	3-1	0-0	8
1/18	at	Sea	0	0	7	15	6	20	10	10	0	8-16	1-1	70	397	5.7	35	194	2	30-15-4	203	2	5	5/42.4	34.4	8/40	2-1	1-1	16
POSTSEASON			7	7	14	15	6	41	19	19	3	12-24	1-2	121	712	5.9	63	339	3	49-30-4	373	4	9	7/44.1	35.6	13/75	5-2	1-1	24

## OFFENSIVE STARTERS

			WR	WR	TE	LT	LG	C	RG	RT	2nd TE	3rd WR	QB	RB	FB	3rd TE	4th WR
9/4	at	Sea	J.Nelson	R.Cobb	R.Rodgers	D.Bakhtiari	J.Sitton	C.Linsley	T.Lang	B.Bulaga		J.Boykin	A.Rodgers	E.Lacy			
9/14		NYJ	J.Nelson	R.Cobb	R.Rodgers	D.Bakhtiari	J.Sitton	C.Linsley	T.Lang	D.Sherrod		J.Boykin	A.Rodgers	E.Lacy			
9/21	at	Det	J.Nelson	R.Cobb	R.Rodgers	D.Bakhtiari	J.Sitton	C.Linsley	T.Lang	B.Bulaga		J.Boykin	A.Rodgers	E.Lacy			
9/28	at	Chi	J.Nelson	R.Cobb	R.Rodgers	D.Bakhtiari	J.Sitton	C.Linsley	T.Lang	B.Bulaga	A.Quarless		A.Rodgers	E.Lacy			
10/2		Min	J.Nelson	R.Cobb	A.Quarless	D.Bakhtiari	J.Sitton	C.Linsley	T.Lang	B.Bulaga		D.Adams	A.Rodgers	E.Lacy			
10/12	at	Mia	J.Nelson	R.Cobb	A.Quarless	D.Bakhtiari	J.Sitton	C.Linsley	T.Lang	B.Bulaga		D.Adams	A.Rodgers	E.Lacy			
10/19		Car	J.Nelson	R.Cobb	A.Quarless	D.Bakhtiari	J.Sitton	C.Linsley	T.Lang	B.Bulaga		D.Adams	A.Rodgers	E.Lacy			
10/26	at	NO	J.Nelson	R.Cobb	A.Quarless	D.Bakhtiari	J.Sitton	C.Linsley	T.Lang	B.Bulaga		D.Adams	A.Rodgers	E.Lacy			
11/9		Chi	J.Nelson	R.Cobb	A.Quarless	D.Bakhtiari	J.Sitton	C.Linsley	T.Lang	B.Bulaga	R.Rodgers	D.Adams	A.Rodgers	E.Lacy			
11/16		Phi	J.Nelson	R.Cobb	A.Quarless	D.Bakhtiari	J.Sitton	C.Linsley	T.Lang	B.Bulaga		D.Adams	A.Rodgers	E.Lacy			
11/23	at	Min	J.Nelson	R.Cobb		D.Bakhtiari	J.Sitton	C.Linsley	T.Lang	B.Bulaga		D.Adams	A.Rodgers	E.Lacy	J.Kuhn		
11/30		NE	J.Nelson	R.Cobb	A.Quarless	D.Bakhtiari	J.Sitton	C.Linsley	T.Lang	B.Bulaga		D.Adams	A.Rodgers	E.Lacy			
12/8		Atl	J.Nelson	R.Cobb		D.Bakhtiari	J.Sitton	C.Linsley	T.Lang	B.Bulaga		D.Adams	A.Rodgers	E.Lacy	J.Kuhn		
12/14	at	Buf	J.Nelson	R.Cobb	A.Quarless	D.Bakhtiari	J.Sitton	C.Linsley	T.Lang	B.Bulaga		D.Adams	A.Rodgers	E.Lacy			
12/21	at	TB	J.Nelson	R.Cobb	A.Quarless	D.Bakhtiari	J.Sitton	C.Linsley	T.Lang	B.Bulaga		D.Adams	A.Rodgers	E.Lacy			
12/28		Det	J.Nelson	R.Cobb	A.Quarless	D.Bakhtiari	J.Sitton	C.Linsley	T.Lang	B.Bulaga		D.Adams	A.Rodgers	E.Lacy			
1/11		Dal	J.Nelson	R.Cobb		D.Bakhtiari	J.Sitton	C.Linsley	T.Lang	B.Bulaga		D.Adams	A.Rodgers	E.Lacy	J.Kuhn		
1/18	at	Sea	J.Nelson	R.Cobb		D.Bakhtiari	J.Sitton	C.Linsley	T.Lang	B.Bulaga		D.Adams	A.Rodgers	E.Lacy	J.Kuhn		

## INDIVIDUAL STATISTICS, OFFENSE

RUSHING			E.Lacy					J.Starks					D.Harris					A.Rodgers					J.Kuhn					R.Cobb				
			No	Yds	Avg	Lg	TD	No	Yds	Avg	Lg	TD	No	Yds	Avg	Lg	TD	No	Yds	Avg	Lg	TD	No	Yds	Avg	Lg	TD	No	Yds	Avg	Lg	TD
9/4		Sea	12	34	2.8	15	0	7	37	5.3	12	0	1	7	7.0	7	0	0	0	0.0	0	0	1	2	2.0	2t	1	0	0	0.0	0	0
9/14		NYJ	13	43	3.3	10	0	0	0	0.0	0	0	0	0	0.0	0	0	6	28	4.7	11	0	1	3	3.0	3	0	2	6	3.0	4	0
9/21	at	Det	11	36	3.3	17	0	8	38	4.8	15	0	3	2	0.7	4	0	0	0	0.0	0	0	0	0	0.0	0	0	0	0	0.0	0	0
9/28	at	Chi	17	48	2.8	10	1	0	0	0.0	0	0	0	0	0.0	0	0	1	8	8.0	8	0	0	0	0.0	0	0	0	0	0.0	0	0
10/2		Min	13	105	8.1	29	2	12	46	3.8	17	0	0	0	0.0	0	0	0	0	0.0	0	0	2	6	3.0	3	0	0	0	0.0	0	0
10/12	at	Mia	14	40	2.9	10	0	8	31	3.9	12	0	0	0	0.0	0	0	7	34	4.9	9	0	4	15	3.8	5	0	1	1	1.0	1	0
10/19		Car	12	63	5.3	11	1	7	36	5.1	14	1	2	-1	-0.5	7	0	3	21	7.0	16	0	2	4	2.0	5	0	1	2	2.0	2	0
10/26	at	NO	13	59	4.5	19	0	2	5	2.5	3	0	2	4	2.0	4	0	2	21	10.5	14t	1	0	0	0.0	0	0	0	0	0.0	0	0
11/9		Chi	14	50	3.6	16	0	5	10	2.0	6	0	8	52	6.5	12	0	0	0	0.0	0	0	5	20	4.0	7	0	0	0	0.0	0	0
11/16		Phi	10	69	6.9	37	1	8	9	1.1	7	0	0	0	0.0	0	0	3	32	10.7	16	0	1	3	3.0	3	0	0	0	0.0	0	0
11/23	at	Min	25	125	5.0	16	1	1	-4	-4.0	-4	0	0	0	0.0	0	0	6	34	5.7	18	0	0	0	0.0	0	0	0	0	0.0	0	0
11/30		NE	21	98	4.7	24	0	1	2	2.0	2	0	0	0	0.0	0	0	5	22	4.4	17	0	0	0	0.0	0	0	2	8	4.0	6	0
12/8		Atl	13	73	5.6	22	1	10	75	7.5	41	1	0	0	0.0	0	0	5	28	5.6	12	0	1	4	4.0	4	0	1	-1	-1.0	-1	0
12/14	at	Buf	15	97	6.5	22	1	4	19	4.8	12	0	0	0	0.0	0	0	3	27	9.0	19	0	0	0	0.0	0	0	2	15	5.0	12	0
12/21	at	TB	17	99	5.8	44t	1	7	3	0.4	4	0	0	0	0.0	0	0	0	0	0.0	0	0	4	22	5.5	11	0	0	0	0.0	0	0
12/28		Det	26	100	3.8	22	0	5	26	5.2	21	0			(Inactive)			2	14	7.0	13	1	3	6	2.0	4	0	2	6	3.0	6	0
SEASON			246	1139	4.6	44t	9	85	333	3.9	41	2	16	64	4.0	12	0	43	269	6.3	19	2	24	85	3.5	11	1	11	37	3.4	12	0
CAREER			530	2317																												

PASSING		A.Rodgers										M.Flynn								
		Att	Com	Pct	Yds	Sk/Yd	TD	Lg	Int	Rtng	Att	Com	Pct	Yds	Sk/Yd	TD	Lg	Int	Rtng	
9/4	at	Sea	33	23	69.7	189	3/14	1	23	1	81.5									
9/14		NYJ	42	25	59.5	346	4/36	3	80t	0	109.8				(Did Not Play)					
9/21	at	Det	27	16	59.3	162	2/15	1	18	0	88.8				(Did Not Play)					
9/28	at	Chi	28	22	78.6	302	1/0	4	46	0	151.2				(Did Not Play)					
10/2		Min	17	12	70.6	156	2/14	3	66t	0	138.7	5	3	60.0	22	0/0	0	9	1	30.8
10/12	at	Mia	42	24	57.1	264	3/16	3	28	0	99.7				(Did Not Play)					
10/19		Car	22	19	86.4	255	2/14	3	59t	0	154.5	2	0	0.0	0	0/0	0	0	0	39.6
10/26	at	NO	39	28	71.8	418	3/19	1	70t	2	93.8	1	1	100.0	8	1/5	0	8	0	100.0
11/9		Chi	27	18	66.7	315	0/0	6	73t	0	145.8	5	1	20.0	4	0/0	0	4	0	39.6
11/16		Phi	36	22	61.1	341	1/2	3	64	0	120.3	2	2	100.0	26	0/0	0	14	0	118.8
11/23	at	Min	29	19	65.5	209	1/2	2	34	0	109.7				(Did Not Play)					
11/30		NE	38	24	63.2	368	3/20	2	45t	0	112.6				(Did Not Play)					
12/8		Atl	36	24	66.7	327	1/4	3	60t	0	123.3				(Did Not Play)					
12/14	at	Buf	42	17	40.5	185	1/10	0	20	2	34.3				(Did Not Play)					
12/21	at	TB	40	31	77.5	318	1/8	1	30	0	108.1	0	0	-	0	0/0	0	-	0	-
12/28		Det	22	17	77.3	226	0/0	2	34	0	139.6	1	1	100.0	6	1/7	0	6	0	91.7
SEASON			520	341	65.6	4381	28/174	38	80t	5	112.2	16	8	50.0	66	2/12	0	14	1	34.9
CAREER			3475	2286	65.8	28578	260/1603	226	93t	57	106.0	357	219	61.3	2541	39/209	17	80t	11	85.9
1/11		Dal	35	24	68.6	316	2/19	3	46t	0	125.4				(Did Not Play)					
1/18	at	Sea	34	19	55.9	178	1/7	1	23	2	55.8				(Did Not Play)					
POSTSEASON			69	43	62.3	494	3/26	4	46t	2	91.1	-	-	-	-	-	-	-	-	-

[illegible]



# INDIVIDUAL STATISTICS, OFFENSE

## RECEIVING

RECEIVING			D.Adams						B.Bostick						J.Boykin						R.Cobb						J.Janis						J.Nelson					
			No	Yds	Avg	Lg	TD	No	Yds	Avg	Lg	TD	No	Yds	Avg	Lg	TD	No	Yds	Avg	Lg	TD	No	Yds	Avg	Lg	TD	No	Yds	Avg	Lg	TD						
9/4	at	Sea	0	0	0.0	0	0				(Inactive)	0	0	0.0	0	0			6	58	9.7	23	1			(Inactive)	9	83	9.2	16	0							
9/14		NYJ	5	50	10.0	24	0	0	0	0.0	0	0	0	0.0	0	0			1	6	6.0	6	0			(Inactive)	9	209	23.2	80t	1							
9/21	at	Det	2	11	5.5	9	0	0	0	0.0	0	0	0	0.0	0	0			1	11	11.0	11	0			(Inactive)	5	59	11.8	18	0							
9/28	at	Chi	2	18	9.0	15	0	0	0	0.0	0	0	0	0.0	0	0			(Inactive)	7	113	16.1	46	2	0	0	0	0.0	0	0	10	108	10.8	23	2			
10/2		Min	1	11	11.0	11t	1	0	0	0.0	0	0	0	0.0	0	0			(Inactive)	3	34	11.3	20	1	2	16	8.0	9	0	1	66	66.0	66t	1				
10/12	at	Mia	6	77	12.8	24	0	0	0	0.0	0	0	0	0.0	0	0			(Inactive)	5	58	11.6	28	1	0	0	0.0	0	0	9	107	11.9	22	1				
10/19		Car	1	21	21.0	21t	1	1	2	2.0	2	0	0	0.0	0	0			6	121	20.2	47	1			(Inactive)	4	80	20.0	59t	1							
10/26	at	NO	7	75	10.7	16	0	0	0	0.0	0	0	0	0.0	0	0			5	126	25.2	70t	1			(Inactive)	3	25	8.3	9	0							
11/9		Chi	1	10	10.0	10	0	1	1t	1.0	1	1	0	0	0.0	0	0			4	72	18.0	29	1			(Inactive)	6	152	25.3	73t	2						
11/16		Phi	2	13	6.5	7	1				(Inactive)	0	0	0.0	0	0			10	129	12.9	22	0			(Inactive)	4	109	27.3	64	1							
11/23	at	Min	1	10	10.0	10	0				(Inactive)	0	0	0.0	0	0			4	58	14.5	29	0			(Inactive)	8	68	8.5	14	0							
11/30		NE	6	121	20.2	45	0	0	0	0.0	0	0	1	6	6.0	6	0			7	85	12.1	33	0			(Inactive)	2	53	26.5	45t	1						
12/8		Atl	1	6	6.0	6	0	0	0	0.0	0	0	0	0	0.0	0	0			4	58	14.5	23	0			(Inactive)	8	146	18.3	60t	2						
12/14	at	Buf	1	6	6.0	6	0	0	0	0.0	0	0	0	0	0.0	0	0			7	96	13.7	20	0			(Inactive)	5	55	11.0	20	0						
12/21	at	TB	2	17	8.5	9	0	0	0	0.0	0	0	0	0	0.0	0	0			11	131	11.9	30	0			(Inactive)	9	113	12.6	28	1						
12/28		Det	0	0	0.0	0	0	0	0	0.0	0	0	0	0	0.0	0	0			4	80	20.0	34	2			(Inactive)	6	86	14.3	22	0						
SEASON			38	446	11.7	45	3	2	3	1.5	2	1	3	23	7.7	11	0			91	1287	14.1	70t	12	2	16	8.0	9	0	98	1519	15.5	80t	13				
CAREER			38	446	11.7	45	3	9	123	13.7	26	2	57	731	12.8	52	3			227	3049	13.4	70t	25	2	16	8.0	9	0	400	6109	15.3	93t	49				
1/11		Dal	7	117	16.7	46t	1	0	0	0.0	0	0	0	0	0.0	0	0			8	116	14.5	31	0			(Inactive)	2	22	11.0	11	0						
1/18	at	Sea	1	7	7.0	7	0	0	0	0.0	0	0	0	0	0.0	0	0			7	62	8.9	15	1			(Inactive)	5	71	14.2	23	0						
POSTSEASON			8	124	15.5	46t	1	0	0	0.0	0	0	0	0	0.0	0	0			15	178	11.9	31	1	-	-	-	-	-	7	93	13.3	23	0				

## RECEIVING

RECEIVING	A.Quarless							R.Rodgers					R.Taylor					D.Harris					J.Kuhn					E.Lacy				
	No	Yds	Avg	Lg	TD	No	Yds	Avg	Lg	TD	No	Yds	Avg	Lg	TD	No	Yds	Avg	Lg	TD	No	Yds	Avg	Lg	TD	No	Yds	Avg	Lg	TD		
9/4	at	Sea	3	26	8.7	18	0	0	0	0.0	0	0	0	0.0	0	0	0	0.0	0	0	0	0	0	0.0	0	0	3	11	3.7	12	0	
9/14		NYJ	1	8	8.0	8	0	0	0	0.0	0	0	0	0.0	0	0	1	11	11.0	11	0	1	5	5.0	5	0	2	18	9.0	11	0	
9/21	at	Det	4	43	10.8	18	1	0	0	0.0	0	0	0	0.0	0	0	0	0	0.0	0	0	0	0	0.0	0	0	1	9	9.0	9	0	
9/28	at	Chi	0	0	0.0	0	0	2	52	26.0	43	0	0	0	0.0	0	0	0	0.0	0	0	0	0	0.0	0	0	1	11	11.0	11	0	
10/2		Min	2	19	9.5	10	0	0	0	0.0	0	0	0	0.0	0	0	0	0	0.0	0	0	1	3	3.0	3	0	3	27	9.0	21	0	
10/12	at	Mia	2	11	5.5	7	1	0	0	0.0	0	(Not With Team)					0	0	0.0	0	0	0	0	0.0	0	0	0	0	0.0	0	0	
10/19		Car	1	9	9.0	9	0	1	1	1.0	1	(Not With Team)					0	0	0.0	0	0	0	0.0	0	0	3	10	3.3	5	0		
10/26	at	NO	2	19	9.5	13	0	4	58	14.5	22	(Not With Team)					0	0	0.0	0	0	0	0.0	0	8	123	15.4	67	0			
11/9		Chi	2	10	5.0	6	1	2	6	3.0	4	(Not With Team)					0	0	0.0	0	0	0	0.0	0	0	3	68	22.7	56t	1		
11/16		Phi	2	35	17.5	24	0	1	19	19.0	19	(Not With Team)					0	0	0.0	0	0	0	0.0	0	3	45	15.0	32t	1			
11/23	at	Min	2	50	25.0	34	0	1	1	1.0	1t	(Not With Team)					0	0	0.0	0	0	1	9	9.0	9	0	2	13	6.5	10t	1	
11/30		NE	2	17	8.5	9	0	2	35	17.5	32t	(Not With Team)					0	0	0.0	0	0	0	0.0	0	0	2	17	8.5	12	0		
12/8		Atl	3	52	17.3	30	0	0	0	0.0	0	(Not With Team)					0	0	0.0	0	0	1	6	6.0	6	0	5	33	6.6	13	1	
12/14	at	Buf	1	7	7.0	7	0	0	0	0.0	0	(Not With Team)					0	0	0.0	0	0	0	0.0	0	0	2	11	5.5	12	0		
12/21	at	TB	2	17	8.5	16	0	2	13	6.5	8	(Not With Team)					0	0	0.0	0	0	0	0.0	0	0	1	5	5.0	5	0		
12/28		Det	0	0	0.0	0	0	5	40	8.0	18	(Not With Team)					(Inactive)					0	0	0.0	0	0	3	26	8.7	15	0	
SEASON			29	323	11.1	34	3	20	225	11.3	43	2	0	0	0.0	0	0	11	11.0	11	0	4	23	5.8	9	0	42	427	10.2	67	4	
CAREER			85	909	10.7	34	6	20	225	11.3	43	2	8	45	5.6	11	1	4	32	8.0	11	0	76	516	6.8	32	8	77	684	8.9	67	4
1/11		Dal	4	31	7.8	13	1	1	13	13.0	13t	(Not With Team)					(Inactive)					1	7	7.0	7	0	1	10	10.0	10	0	
1/18	at	Sea	0	0	0.0	0	0	4	35	8.8	12	(Not With Team)					(Inactive)					1	3	3.0	3	0	0	0	0.0	0	0	0
POSTSEASON			4	31	7.8	13	1	5	48	9.6	13t	1	-	-	-	-	-	-	-	-	-	2	10	5.0	7	0	1	10	10.0	10	0	

## RECEIVING

RECEIVING J.Starks							K.Dorsey							J.Perillo									
			No	Yds	Avg	Lg	TD				No	Yds	Avg	Lg	TD				No	Yds	Avg	Lg	TD
9/4	at	Sea	2	11	5.5	11	0				(Practice Squad)	(Practice Squad)	(Practice Squad)	(Practice Squad)	(Practice Squad)				(Practice Squad)	(Practice Squad)	(Practice Squad)	(Practice Squad)	
9/14		NYJ	0	0	0.0	0	0				(Practice Squad)	(Practice Squad)	(Practice Squad)	(Practice Squad)	(Practice Squad)				(Practice Squad)	(Practice Squad)	(Practice Squad)	(Practice Squad)	
9/21	at	Det	0	0	0.0	0	0				(Practice Squad)	(Practice Squad)	(Practice Squad)	(Practice Squad)	(Practice Squad)				(Practice Squad)	(Practice Squad)	(Practice Squad)	(Practice Squad)	
9/28	at	Chi	0	0	0.0	0	0				(Practice Squad)	(Practice Squad)	(Practice Squad)	(Practice Squad)	(Practice Squad)				(Practice Squad)	(Practice Squad)	(Practice Squad)	(Practice Squad)	
10/2		Min	2	2	1.0	3	0				(Practice Squad)	(Practice Squad)	(Practice Squad)	(Practice Squad)	(Practice Squad)				(Practice Squad)	(Practice Squad)	(Practice Squad)	(Practice Squad)	
10/12	at	Mia	2	11	5.5	0	0		0	0	0	0	0	0	0				(Practice Squad)	(Practice Squad)	(Practice Squad)	(Practice Squad)	
10/19		Car	1	7	7.0	11	0		1	4	4.0	4	0	0	0				(Practice Squad)	(Practice Squad)	(Practice Squad)	(Practice Squad)	
10/26	at	NO	0	0	0.0	0	0		0	0	0	0	0	0	0				(Practice Squad)	(Practice Squad)	(Practice Squad)	(Practice Squad)	
11/9		Chi	0	0	0.0	0	0				(Injured Reserve)	(Injured Reserve)	(Injured Reserve)	(Injured Reserve)	(Injured Reserve)				(Practice Squad)	(Practice Squad)	(Practice Squad)	(Practice Squad)	
11/16		Phi	2	17	8.5	14	0				(Injured Reserve)	(Injured Reserve)	(Injured Reserve)	(Injured Reserve)	(Injured Reserve)		0	0	0.0	0	0	0	
11/23	at	Min	0	0	0.0	0	0				(Injured Reserve)	(Injured Reserve)	(Injured Reserve)	(Injured Reserve)	(Injured Reserve)		0	0	0.0	0	0	0	
11/30		NE	2	34	17.0	28	0				(Injured Reserve)	(Injured Reserve)	(Injured Reserve)	(Injured Reserve)	(Injured Reserve)				(Inactive)	(Inactive)	(Inactive)	(Inactive)	
12/8		Atl	2	26	13.0	14	0				(Injured Reserve)	(Injured Reserve)	(Injured Reserve)	(Injured Reserve)	(Injured Reserve)				(Inactive)	(Inactive)	(Inactive)	(Inactive)	
12/14	at	Buf	1	10	10.0	10	0				(Injured Reserve)	(Injured Reserve)	(Injured Reserve)	(Injured Reserve)	(Injured Reserve)				(Inactive)	(Inactive)	(Inactive)	(Inactive)	
12/21	at	TB	4	22	5.5	9	0				(Injured Reserve)	(Injured Reserve)	(Injured Reserve)	(Injured Reserve)	(Injured Reserve)				(Inactive)	(Inactive)	(Inactive)	(Inactive)	
12/28		Det	0	0	0.0	0	0				(Injured Reserve)	(Injured Reserve)	(Injured Reserve)	(Injured Reserve)	(Injured Reserve)				(Inactive)	(Inactive)	(Inactive)	(Inactive)	
SEASON			18	140	7.8	28	0		1	4	4.0	4	0	0	0		0	0	0.0	0	0	0	
CAREER			63	491	7.8	28	1		1	4	4.0	4	0	0	0		0	0	0.0	0	0	0	
1/11		Dal	0	0	0.0	0	0				(Injured Reserve)	(Injured Reserve)	(Injured Reserve)	(Injured Reserve)	(Injured Reserve)				(Inactive)	(Inactive)	(Inactive)	(Inactive)	
1/18	at	Sea	1	0	0.0	0	0				(Injured Reserve)	(Injured Reserve)	(Injured Reserve)	(Injured Reserve)	(Injured Reserve)				(Inactive)	(Inactive)	(Inactive)	(Inactive)	
POSTSEASON			1	0	0.0	0	0		-	-	-	-	-	-	-		-	-	-	-	-	-	



# INDIVIDUAL STATISTICS, OFFENSE

## RECEIVING D.Adams

		First Half					Second Half							First Half					Second Half							First Half					Second Half				
		No	Yds	Avg	Lg	TD	No	Yds	Avg	Lg	TD			No	Yds	Avg	Lg	TD	No	Yds	Avg	Lg	TD			No	Yds	Avg	Lg	TD	No	Yds	Avg	Lg	TD
9/4	at Sea	0	0	0.0	0	0	0	0	0.0	0	0		(Inactive)	0	0	0.0	0	0	0	0.0	0	0			0	0	0	0.0	0	0	0	0	0.0	0	0
9/14	NYJ	3	36	12.0	24	0	2	14	7.0	9	0			0	0	0.0	0	0	0	0.0	0	0			1	6	6.0	6	0	0	0	0	0.0	0	0
9/21	at Det	0	0	0.0	0	0	2	11	5.5	9	0			0	0	0.0	0	0	0	0.0	0	0			0	0	0.0	0	0	1	11	11.0	11	0	
9/28	at Chi	1	15	15.0	15	0	1	3	3.0	3	0			0	0	0.0	0	0	0	0.0	0	0			(Inactive)	0	0	0.0	0	0	0	0.0	0	0	
10/2	Min	1	11	11.0	11	1	0	0	0.0	0	0			0	0	0.0	0	0	0	0.0	0	0			(Inactive)	0	0	0.0	0	0	0	0.0	0	0	
10/12	at Mia	4	41	10.3	18	0	2	36	18.0	24	0			0	0	0.0	0	0	0	0.0	0	0			(Inactive)	0	0	0.0	0	0	0	0.0	0	0	
10/19	Car	0	0	0.0	0	0	1	21	21.0	21t	1			0	0	0.0	0	0	1	2	2.0	2	0			0	0	0.0	0	0	0	0.0	0	0	
10/26	at NO	2	30	15.0	16	0	5	45	9.0	13	0			0	0	0.0	0	0	0	0.0	0	0			0	0	0.0	0	0	0	0	0.0	0	0	
11/9	Chi	1	10	10.0	10	0	0	0	0.0	0	0			1	1	1.0	1t	1	0	0	0.0	0	0			0	0	0.0	0	0	0	0.0	0	0	
11/16	Phi	1	6	6.0	6t	1	1	7	7.0	7	0			(Inactive)	0	0	0.0	0	0	0	0.0	0	0			0	0	0.0	0	0	0	0.0	0	0	
11/23	at Min	1	10	10.0	10	0	0	0	0.0	0	0			(Inactive)	0	0	0.0	0	0	0	0.0	0	0			0	0	0.0	0	0	0	0.0	0	0	
11/30	NE	3	90	30.0	45	0	3	31	10.3	17	0			0	0	0.0	0	0	0	0.0	0	0			1	6	6.0	6	0	0	0	0.0	0	0	
12/8	Atl	1	6	6.0	6	0	0	0	0.0	0	0			0	0	0.0	0	0	0	0.0	0	0			0	0	0.0	0	0	0	0	0.0	0	0	
12/14	at Buf	0	0	0.0	0	0	1	6	6.0	6	0			0	0	0.0	0	0	0	0.0	0	0			0	0	0.0	0	0	0	0	0.0	0	0	
12/21	at TB	1	8	8.0	8	0	1	9	9.0	9	0			0	0	0.0	0	0	0	0.0	0	0			0	0	0.0	0	0	0	0	0.0	0	0	
12/28	Det	0	0	0.0	0	0	0	0	0.0	0	0			0	0	0.0	0	0	0	0.0	0	0			0	0	0.0	0	0	0	0	0.0	0	0	
SEASON		19	263	13.8	45	2	19	183	9.6	24	1			1	1	1.0	1	1	1	2	2.0	2	0			2	12	6.0	6	0	1	11	11.0	11	0
1/11	Dal	2	6	3.0	5	0	5	111	22.2	46t	1			0	0	0.0	0	0	0	0.0	0	0			0	0	0.0	0	0	0	0	0.0	0	0	
1/18	at Sea	1	7	7.0	7	0	0	0	0.0	0	0			0	0	0.0	0	0	0	0.0	0	0			0	0	0.0	0	0	0	0	0.0	0	0	
POSTSEASON		3	13	4.3	7	0	5	111	22.2	46t	1			0	0	0.0	0	0	0	0.0	0	0			0	0	0.0	0	0	0	0	0.0	0	0	

## RECEIVING R.Cobb

			First Half					Second Half								First Half					Second Half								First Half					Second Half				
			No	Yds	Avg	Lg	TD	No	Yds	Avg	Lg	TD			No	Yds	Avg	Lg	TD	No	Yds	Avg	Lg	TD			No	Yds	Avg	Lg	TD	No	Yds	Avg	Lg	TD		
9/4	at	Sea	3	19	6.3	11	0	3	39	13.0	23	1			(Inactive)	0	0	0.0	0	0	0	0.0	0	0			4	31	7.8	16	0	5	52	10.4	15	0		
9/14		NYJ	4	38	9.5	14	1	1	1	1.0	1t	1			(Inactive)	0	0	0.0	0	0	0	0.0	0	0			4	66	16.5	23	0	5	143	28.6	80t	1		
9/21	at	Det	2	22	11.0	13	0	1	7	7.0	7	0			(Inactive)	0	0	0.0	0	0	0	0.0	0	0			3	34	11.3	16	0	2	25	12.5	18	0		
9/28	at	Chi	3	37	12.3	22t	1	4	76	19.0	46	1			0	0	0.0	0	0	0	0.0	0	0			6	69	11.5	23	1	4	39	9.8	15	1			
10/2		Min	1	8	8.0	8t	1	2	26	13.0	20	0			0	0	0.0	0	0	2	16	8.0	9	0			1	66	66.0	66t	1	0	0	0.0	0	0		
10/12	at	Mia	2	42	21.0	28	0	3	16	5.3	7	1			0	0	0.0	0	0	0	0.0	0	0			5	42	8.4	14	1	4	65	16.3	22	0			
10/19		Car	5	88	17.6	47	1	1	33	33.0	33	0			(Inactive)	0	0	0.0	0	0	0	0.0	0	0			4	80	20.0	59t	1	0	0	0.0	0	0		
10/26	at	NO	4	106	26.5	70t	1	1	20	20.0	20	0			(Inactive)	0	0	0.0	0	0	0	0.0	0	0			1	8	8.0	8	0	2	17	8.5	9	0		
11/9		Chi	4	72	18.0	29	1	0	0	0.0	0	0			(Inactive)	0	0	0.0	0	0	0	0.0	0	0			6	152	25.3	73t	2	0	0	0.0	0	0		
11/16		Phi	8	97	12.1	22	0	2	32	16.0	20	0			(Inactive)	0	0	0.0	0	0	0	0.0	0	0			4	109	27.3	64	1	0	0	0.0	0	0		
11/23	at	Min	2	41	20.5	29	0	2	17	8.5	13	0			(Inactive)	0	0	0.0	0	0	0	0.0	0	0			2	16	8.0	12	0	6	52	8.7	14	0		
11/30		NE	4	55	13.8	33	0	3	30	10.0	12	0			(Inactive)	0	0	0.0	0	0	0	0.0	0	0			2	53	26.5	45t	1	0	0	0.0	0	0		
12/8		Atl	2	22	11.0	18	0	2	36	18.0	23	0			(Inactive)	0	0	0.0	0	0	0	0.0	0	0			6	58	9.7	22	1	2	88	44.0	60t	1		
12/14	at	Buf	2	30	15.0	19	0	5	66	13.2	20	0			(Inactive)	0	0	0.0	0	0	0	0.0	0	0			3	19	6.3	7	0	2	36	18.0	20	0		
12/21	at	TB	5	50	10.0	24	0	6	81	13.5	30	0			(Inactive)	0	0	0.0	0	0	0	0.0	0	0			4	67	16.8	28	0	5	46	9.2	19	1		
12/28		Det	2	38	19.0	34	1	2	42	21.0	29	1			(Inactive)	0	0	0.0	0	0	0	0.0	0	0			2	34	17.0	22	0	4	52	13.0	15	0		
SEASON			53	765	14.4	70t	7	38	522	13.7	46	5			0	0	0.0	0	0	2	16	8.0	9	0			57	904	15.9	73t	9	41	615	15.0	80t	4		
1/11		Dal	4	58	14.5	31	0	4	58	14.5	26	0			(Inactive)	0	0	0.0	0	0	0	0.0	0	0			2	22	11.0	11	0	0	0	0.0	0	0		
1/18	at	Sea	4	39	9.8	14	1	3	23	7.7	15	0			(Inactive)	0	0	0.0	0	0	0	0.0	0	0			2	38	19.0	23	0	3	33	11.0	15	0		
POSTSEASON			8	97	12.1	31	1	7	81	11.6	26	0			-	-	-	-	-	-	-	-	-	-			4	60	15.0	23	0	3	33	11.0	15	0		

## RECEIVING A.Quarless

		First Half					Second Half							First Half					Second Half							First Half					Second Half				
		No	Yds	Avg	Lg	TD	No	Yds	Avg	Lg	TD			No	Yds	Avg	Lg	TD	No	Yds	Avg	Lg	TD			No	Yds	Avg	Lg	TD	No	Yds	Avg	Lg	TD
9/4	at	Sea	3	26	8.7	18	0	0	0	0.0	0	0	0	0	0.0	0	0	0	0	0.0	0	0	2	-1	-0.5	4	0	1	12	12.0	12	0	0		
9/14		NYJ	1	8	8.0	8	0	0	0	0.0	0	0	0	0	0.0	0	0	0	0	0.0	0	0	2	18	9.0	11	0	0	0	0.0	0	0	0		
9/21	at	Det	1	10	10.0	10	1	3	33	11.0	18	0	0	0	0.0	0	0	0	0	0.0	0	0	0	0	0.0	0	0	1	9	9.0	9	0	0		
9/28	at	Chi	0	0	0.0	0	0	0	0	0.0	0	0	2	52	26.0	43	0	0	0	0.0	0	0	1	11	11.0	11	0	0	0	0.0	0	0	0		
10/2	at	Min	2	19	9.5	10	0	0	0	0.0	0	0	0	0	0.0	0	0	0	0	0.0	0	0	2	6	3.0	3	0	1	21	21.0	21	0	0		
10/12		Mia	1	7	7.0	7	0	1	4	4.0	4t	1	0	0	0.0	0	0	0	0	0.0	0	0	0	0	0.0	0	0	0	0	0.0	0	0	0		
10/19	at	Car	1	9	9.0	9	0	0	0	0.0	0	0	1	1	1.0	1	0	0	0	0.0	0	0	2	5	2.5	5	0	1	5	5.0	5	0	0		
10/26		NO	1	13	13.0	13	0	1	6	6.0	6	0	2	36	18.0	22	0	2	22	11.0	17	0	3	85	28.3	67	0	5	38	7.6	12	0	0		
11/9	at	Chi	2	10	5.0	6	1	0	0	0.0	0	0	1	2	2.0	2	0	1	4	4.0	4	0	3	68	22.7	56t	1	0	0	0.0	0	0	0		
11/16		Phi	2	35	17.5	24	0	0	0	0.0	0	0	1	19	19.0	19	0	0	0	0.0	0	0	2	13	6.5	8	0	1	32	32.0	32t	1	1		
11/23	at	Min	2	50	25.0	34	0	0	0	0.0	0	0	1	1	1.0	1t	1	0	0	0.0	0	0	0	0	0.0	0	0	2	13	6.5	10t	1	0		
11/30	at	NE	0	0	0.0	0	0	2	17	8.5	9	0	1	32	32.0	32t	1	1	3	3.0	3	0	1	12	12.0	12	0	1	5	5.0	5	0	0		
12/8		Atl	3	52	17.3	30	0	0	0	0.0	0	0	0	0	0.0	0	0	0	0	0.0	0	0	3	20	6.7	13	1	2	13	6.5	13	0	0		
12/14	at	Buf	0	0	0.0	0	0	1	7	7.0	7	0	0	0	0.0	0	0	0	0	0.0	0	0	2	11	5.5	12	0	0	0	0.0	0	0	0		
12/21	at	TB	1	1	1.0	1	0	1	16	16.0	16	0	2	13	6.5	8	0	0	0	0.0	0	0	1	5	5.0	5	0	0	0	0.0	0	0	0		
12/28	at	Det	0	0	0.0	0	0	0	0	0.0	0	0	2	25	12.5	18	0	3	15	5.0	6	0	0	0	0.0	0	0	3	26	8.7	15	0	0		
SEASON			20	240	12.0	34	2	9	83	9.2	18	1	11	156	14.2	43	2	7	44	6.3	17	0	24	253	10.5	67	2	18	174	9.7	32t	2	2		
1/11	at	Dal	1	4	4.0	4t	1	3	27	9.0	13	0	0	0	0.0	0	0	1	13	13.0	13t	1	0	0	0.0	0	0	1	10	10.0	10	0	0		
1/18		Sea	0	0	0.0	0	0	0	0	0.0	0	0	3	28	9.3	12	0	1	7	7.0	7	0	0	0	0.0	0	0	0	0	0.0	0	0	0		
POSTSEASON			1	4	4.0	4t	1	3	27	9.0	13	0	3	28	9.3	12	0	2	20	10.0	13t	1	0	0	0.0	0	0	1	10	10.0	10	0	0		



# INDIVIDUAL STATISTICS, DEFENSE

		S.Barrington					J.Boyd					C.Bradford					M.Burnett					J.Bush					H.Clinton-Dix					
		UT	A	Sk	Int	PD	UT	A	Sk	Int	PD	UT	A	Sk	Int	PD	UT	A	Sk	Int	PD	UT	A	Sk	Int	PD	UT	A	Sk	Int	PD	
9/4	at Sea	0	0	0-0	0-0	0	0	1	0-0	0-0	0						(Inactive)	6	2	0-0	0-0	0	0	0	0-0	0-0	0	4	2	1-0	0-0	1
9/14	NYJ	0	0	0-0	0-0	0	2	2	0-0	0-0	0						(Inactive)	8	2	0-0	0-0	1	0	0	0-0	0-0	0	0	1	0-0	0-0	0
9/21	at Det	3	1	0-0	0-0	0	2	4	0-0	0-0	0						(Inactive)	3	1	0-0	0-0	0	0	0	0-0	0-0	0	1	1	0-0	1-9	2
9/28	at Chi	0	0	0-0	0-0	0	0	2	0-0	0-0	0						(Inactive)	12	2	0-0	0-0	0	2	0	0-0	0-0	0	6	0	0-0	0-0	0
10/2	Min			(Inactive)					(Inactive)								(Inactive)	10	1	0-0	0-0	0	0	0	0-0	0-0	0	5	1	0-0	0-0	0
10/12	at Mia			(Inactive)			0	1	0-0	0-0	0						(Inactive)	4	1	0-0	0-0	0	2	0	0-0	0-0	0	8	1	0-0	0-0	1
10/19	Car	3	2	0-0	0-0	0	0	1	0-0	0-0	0						(Inactive)	6	1	0-0	0-0	0	2	1	0-0	0-0	1	8	1	0-0	0-0	0
10/26	at NO	6	4	0-0	0-0	0	0	0	0-0	0-0	0						(Inactive)			(Inactive)		0	0	0-0	0-0	0	4	4	0-0	0-0	0	
11/9	Chi	2	1	1-9	0-0	0	4	0	0-0	0-0	0						(Inactive)	4	2	1-8	0-0	1	0	0	0-0	0-0	0	2	2	0-0	0-0	1
11/16	Phi	1	0	0-0	0-0	0	3	0	0-0	0-0	0						(Inactive)	8	1	0-0	0-0	0	0	0	0-0	0-0	0	7	1	0-0	0-0	0
11/23	at Min	1	0	0-0	0-0	0	3	1	0-0	0-0	0						(Inactive)	8	1	0-0	0-0	0			(Inactive)		8	0	0-0	0-0	2	
11/30	NE	5	2	0-0	0-0	1	1	1	0-0	0-0	0						(Inactive)	4	3	0-0	0-0	0	0	0	0-0	0-0	0	5	2	0-0	0-0	3
12/8	Atl	5	5	0-0	0-0	0	1	0	0-0	0-0	0						(Inactive)	7	1	0-0	1-32	1	0	0	0-0	0-0	0	6	0	0-0	0-0	0
12/14	at Buf	8	3	0-0	0-0	0	1	2	0-0	0-0	0						(Inactive)	6	6	0-0	0-0	0	0	0	0-0	0-0	0	6	3	0-0	0-0	0
12/21	at TB	2	3	0-0	0-0	0	0	1	0-0	0-0	0						(Inactive)	8	2	0.5-5	0-0	1	0	0	0-0	0-0	0	3	2	0-0	0-0	1
12/28	Det	6	5	0-0	0-0	1	1	0	0-0	0-0	0						(Inactive)	5	0	0-0	0-0	2	0	0	0-0	0-0	0	0	1	0-0	0-0	0
SEASON		42	26	1-9	0-0	2	18	16	0-0	0-0	0	0	0	0-0	0-0	0	99	26	1.5-13	1-32	6	6	1	0-0	0-0	1	73	22	1-0	1-9	11	
CAREER		42	26	1-9	0-0	2	22	20	0-0	0-0	0	0	0	0-0	0-0	0	368	122	4.5-41	7-33	43	82	26	1.5-13	4-42	32	73	22	1-0	1-9	11	
1/11	Dal	4	2	0-0	0-0	0	1	1	0-0	0-0	0						(Inactive)	2	2	0-0	0-0	0	0	0	0-0	0-0	0	5	1	0-0	0-0	0
1/18	at Sea	8	1	0-0	0-0	1	0	1	0-0	0-0	0						(Inactive)	7	2	2-6	1-4	1	0	0	0-0	0-0	0	6	1	0-0	2-53	3
POSTSEASON		12	3	0-0	0-0	1	1	2	0-0	0-0	0	-	-	-	-	-	9	4	2-6	1-4	1	0	0	0-0	0-0	0	11	2	0-0	2-53	3	

M.Daniels							J.Elliott					D.Goodson					L.Guion					A.Hawk					C.Hayward				
		UT	A	Sk	Int	PD	UT	A	Sk	Int	PD	UT	A	Sk	Int	PD	UT	A	Sk	Int	PD	UT	A	Sk	Int	PD	UT	A	Sk	Int	PD
9/4	at Sea	5	3	0-0	0-0	0			(Inactive)					(Inactive)			1	2	0-0	0-0	0	5	2	0-0	0-0	0	2	0	0-0	0-0	0
9/14	NYJ	5	1	1-7	0-0	0			(Inactive)					(Inactive)			2	3	0-0	0-0	0	4	5	0-0	0-0	0	0	0	0-0	0-0	0
9/21	at Det	2	3	0-0	0-0	0	0	0	0-0	0-0	0			(Inactive)			3	2	0-0	0-0	0	6	0	0-0	0-0	0	1	0	0-0	0-0	0
9/28	at Chi	1	2	0-0	0-0	0	1	0	0-0	0-0	0			(Inactive)			0	2	0-0	0-0	0	12	3	0-0	0-0	0	3	0	0-0	0-0	0
10/2	Min	3	1	1.5-13	0-0	0	0	0	0-0	0-0	0			(Inactive)			4	2	1.5-11	0-0	0	6	2	0.5-0	0-0	1	1	2	0-0	0-0	2
10/12	at Mia	2	2	0-0	0-0	0	0	0	0-0	0-0	0			(Inactive)			4	3	0-0	0-0	0	2	1	0-0	0-0	0	2	0	0-0	1-10	1
10/19	Car	1	1	0-0	0-0	0	0	0	0-0	0-0	0			(Inactive)			1	1	0-0	0-0	0	5	1	0-0	0-0	1	2	1	0-0	1-21	1
10/26	at NO	8	0	0-0	0-0	0	0	0	0-0	0-0	0	0	0	0-0	0-0	0	4	1	0-0	0-0	0	4	2	0-0	0-0	0	5	0	0-0	0-0	0
11/9	Chi	0	2	0-0	0-0	0	1	0	0-0	0-0	0			(Inactive)			0	1	0-0	0-0	0	3	2	0-0	0-0	1	2	0	0-0	1-82t	1
11/16	Phi	1	2	0-0	0-0	0			(Inactive)					(Inactive)			3	2	1-7	0-0	0	5	1	0-0	0-0	0	2	0	0-0	0-0	0
11/23	at Min	1	1	1-7	0-0	0	1	0	0-0	0-0	0	0	0	0-0	0-0	0	1	2	0-0	0-0	0	4	3	0-0	0-0	1	1	0	0-0	0-0	0
11/30	NE	2	2	0.5-4.5	0-0	0	0	0	0-0	0-0	0			(Inactive)			1	1	0-0	0-0	0	1	2	0-0	0-0	0	0	0	0-0	0-0	0
12/8	Atl	1	3	0-0	0-0	0	0	0	0-0	0-0	0	0	0	0-0	0-0	0	1	1	0-0	0-0	1	1	0	0-0	0-0	0	2	2	0-0	0-0	0
12/14	at Buf	4	2	0-0	0-0	0	0	0	0-0	0-0	0	0	0	0-0	0-0	0	3	4	1-8	0-0	0	3	2	0-0	0-0	0	0	0	0-0	0-0	0
12/21	at TB	3	1	0.5-5	0-0	0	0	0	0-0	0-0	0	0	0	0-0	0-0	0	0	2	0-0	0-0	0	2	2	0-0	0-0	0	2	0	0-0	0-0	0
12/28	Det	3	1	1-9	0-0	0	0	0	0-0	0-0	0	0	0	0-0	0-0	0	3	2	0-0	0-0	0	1	1	0-0	0-0	0	2	0	0-0	0-0	1
SEASON		42	27	5.5-45.5	0-0	0	3	0	0-0	0-0	0	0	0	0-0	0-0	0	31	31	3.5-26	0-0	1	64	29	0.5-0	0-0	4	27	5	0-0	3-113	6
CAREER		75	50	14-100	0-0	1	3	0	0-0	0-0	0	0	0	0-0	0-0	0	96	95	8.5-47	0-0	4	798	320	19-125	9-121	43	77	22	0-0	9-194	32
1/11	Dal	4	1	0.5-2.5	0-0	0	0	0	0-0	0-0	0			(Inactive)			4	2	0-0	0-0	0	2	1	0-0	0-0	0	0	0	0-0	0-0	0
1/18	at Sea	3	2	0-0	0-0	0	0	0	0-0	0-0	0			(Inactive)			2	4	0.5-0.5	0-0	0	0	1	0-0	0-0	0	1	0	0-0	0-0	1
POSTSEASON		7	3	0.5-2.5	0-0	0	0	0	0-0	0-0	0	-	-	-	-	-	6	6	0.5-0.5	0-0	0	2	2	0-0	0-0	0	1	0	0-0	0-0	1

		D.House					M.Hyde					B.Jones					D.Jones					J.Lattimore					C.Matthews					
		UT	A	Sk	Int	PD	UT	A	Sk	Int	PD	UT	A	Sk	Int	PD	UT	A	Sk	Int	PD	UT	A	Sk	Int	PD	UT	A	Sk	Int	PD	
9/4	at Sea	0	0	0-0	0-0	0	2	2	0-0	0-0	0	4	2	0-0	0-0	0	4	1	0-0	0-0	0	0	0	0-0	0-0	0	3	2	0-0	0-0	0	
9/14	NYJ	2	1	0-0	0-0	2	3	0	0-0	0-0	0	(Inactive)					2	1	0-0	0-0	0	5	4	0-0	0-0	0	4	1	1-3	0-0	1	
9/21	at Det	3	0	0-0	1-0	1	5	1	0-0	0-0	1	(Inactive)					1	1	0-0	0-0	0	8	3	0-0	0-0	0	3	1	0-0	0-0	1	
9/28	at Chi	0	1	0-0	0-0	0	4	0	0-0	0-0	2	(Inactive)					1	1	1-4	0-0	0	5	4	0-0	0-0	1	1	1	0-0	1-40	1	
10/2	Min	1	1	0-0	0-0	0	3	1	0-0	0-0	1	0	0	0-0	0-0	0	0	2	0-0	0-0	0	4	3	0-0	1-10	1	1	1	0-0	0-0	0	
10/12	at Mia	2	0	0-0	0-0	1	6	0	0-0	0-0	0	1	0	0-0	0-0	1	(Inactive)					0	2	0-0	0-0	0	0	0	0-0	0-0	1	
10/19	Car	1	1	0-0	0-0	1	3	2	0-0	0-0	0	0	0	0-0	0-0	0	(Inactive)					3	0	0-0	0-0	0	3	1	0.5-3.5	0-0	0	
10/26	at NO	5	0	0-0	0-0	2	5	1	0-0	0-0	1	0	0	0-0	0-0	0	(Inactive)					1	1	0-0	0-0	0	3	2	1-5	0-0	0	
11/9	Chi	2	1	0-0	0-0	2	1	0	0-0	1-9	2	0	0	0-0	0-0	0	1	0	0-0	0-0	0	(Inactive)					9	1	1-5	0-0	0	
11/16	Phi	1	1	0-0	0-0	0	3	1	0-0	0-0	2	0	0	0-0	0-0	0	2	1	0-0	0-0	0	0	0	0-0	0-0	0	4	1	1-10	0-0	1	
11/23	at Min	0	0	0-0	0-0	0	3	0	1-7	1-0	1	1	0	0-0	0-0	0	0	1	0-0	0-0	0	0	0	0-0	0-0	0	2	2	0-0	0-0	1	
11/30	NE	0	1	0-0	0-0	0	2	1	0-0	0-0	0	0	0	0-0	0-0	0	0	0	0-0	0-0	0	0	0	0-0	0-0	0	5	1	0-0	0-0	0	
12/8	Atl	0	0	0-0	0-0	2	1	1	0-0	0-0	1	2	0	0-0	0-0	0	2	3	0-0	0-0	1	(Inactive)					4	1	1-1	0-0	0	
12/14	at Buf	(Inactive)					1	0	0-0	0-0	0	2	0	0-0	0-0	1	2	1	0-0	0-0	0	(Injured Reserve)					4	0	2-10	0-0	0	
12/21	at TB	(Inactive)					0	0	0-0	0-0	1	0	1	0-0	0-0	0	1	10.5-3.5			1-18	1	(Injured Reserve)					3	1	2.5-14.5	0-0	0
12/28	Det	(Inactive)					4	0	0-0	0-0	0	0	0	0-0	0-0	0	0	1-7-0			0-0	2	(Injured Reserve)					4	0	1-6	0-0	0
SEASON		17	7	0-0	1-0	11	46	9	1-7	2-9	12	10	3	0-0	0-0	2	16	14	1.5-7.5	1-18	2	26	17	0-0	1-10	2	53	16	11-58	1-40	6	
CAREER		60	14	2-9	2-11	37	84	25	2-17	2-9	16	207	86	10-66	0-0	10	26	23	5-23	1-18	2	54	24	2-2	1-10	2	274	115	61-377.5	5-149	32	
1/11	Dal	0	0	0-0	0-0	0	1	0	0-0	0-0	0	2	1	0-0	0-0	0	2	1 0.5-1.5			0-0	0	(Injured Reserve)					2	2	0-0	0-0	0
1/18	at Sea	0	0	0-0	0-0	0	1	0	0-0	0-0	2	0	0	0-0	0-0	0	1	0	0-0	0-0	0	(Injured Reserve)					5	0	1-15	0-0	0	
POSTSEASON		0	0	0-0	0-0	0	2	0	0-0	0-0	2	2	1	0-0	0-0	0	3	1	0.5-1.5	0-0	0	-	-	-	-	-	7	2	1-15	0-0	0	

## INDIVIDUAL STATISTICS, DEFENSE

A.Mulumba							M.Neal					M.Pennel					J.Peppers					N.Perry					S.Richardson						
		UT	A	Sk	Int	PD	UT	A	Sk	Int	PD	UT	A	Sk	Int	PD	UT	A	Sk	Int	PD	UT	A	Sk	Int	PD	UT	A	Sk	Int	PD		
9/4	at	Sea	0	0	0-0	0-0	0	3	2	0-0	0-0	0						4	0	0-0	0-0	0	2	0	0-0	0-0	1	0	0	0-0	0-0	0	
9/14		NYJ	0	0	0-0	0-0	0	2	1	0-0	0-0	0						2	1	0-0	0-0	2	2	0	0-0	0-0	0	0	0	0-0	0-0	0	
9/21	at	Det	(Injured Reserve)				3	2	1-2	0-0	0							2	0	1-6	0-0	0	2	2	0-0	0-0	0	0	0	0-0	0-0	0	
9/28	at	Chi	(Injured Reserve)				2	0	0-0	0-0	0	1	1	0-0	0-0	0		2	0	0-0	0-0	0	1	0	0-0	0-0	0	1	0	0-0	0-0	0	
10/2		Min	(Injured Reserve)				2	0	0-0	0-0	0	2	1	0-0	0-0	0		1	1	0.5-0	1-49t	1	3	0	2-10	0-0	0	0	0	0-0	0-0	1	
10/12	at	Mia	(Injured Reserve)				1	0	1-7	0-0	0	0	1	0-0	0-0	0		3	2	0-0	0-0	0	2	0	0-0	0-0	0	0	0	0-0	0-0	0	
10/19		Car	(Injured Reserve)				0	1	0-0	0-0	0	3	0	0-0	0-0	0		1	4	1.5-9.5	0-0	0	1	0	1-12	0-0	0	4	0	0-0	0-0	0	
10/26	at	NO	(Injured Reserve)				0	2	0-0	0-0	0	0	3	0-0	0-0	0		1	0	1-4	0-0	0	0	0	0-0	0-0	0	1	2	0-0	0-0	0	
11/9		Chi	(Injured Reserve)				3	1	0-0	0-0	0	0	2	0-0	0-0	0		4	0	1-5	0-0	2	1	1	0-0	0-0	0	1	0	0-0	0-0	0	
11/16		Phi	(Injured Reserve)				3	1	1-9	0-0	0	0	1	0-0	0-0	0		2	0	0-0	1-52t	1	1	0	0-0	0-0	0	3	0	0-0	0-0	0	
11/23	at	Min	(Injured Reserve)				2	1	0-0	0-0	0	0	0	0-0	0-0	0		2	2	0-0	0-0	0											
11/30		NE	(Injured Reserve)				0	2	0.5-4.5	0-0	0	0	0	0-0	0-0	0		1	1	0-0	0-0	2	0	0	0-0	0-0	0	0	0	0-0	0-0	0	
12/8		Atl	(Injured Reserve)				3	0	0-0	0-0	0	0	0	0-0	0-0	0		3	0	0-0	0-0	0	0	0	0-0	0-0	0	0	0	0-0	0-0	0	
12/14	at	Buf	(Injured Reserve)				0	1	0-0	0-0	0	1	1	0-0	0-0	0		3	1	0-0	0-0	1	2	0	0-0	0-0	1	0	0	0-0	0-0	0	
12/21	at	TB	(Injured Reserve)				1	0	1-9	0-0	0	0	0	0-0	0-0	0		2	0	2-17	0-0	0	1	0	0-0	0-0	0	0	0	0-0	0-0	0	
12/28		Det	(Injured Reserve)				2	0	0-0	0-0	0	0	1	0-0	0-0	0		0	0	0-0	0-0	2	3	0	0-0	0-0	0	2	2	0-0	0-0	0	
SEASON			0	0	0-0	0-0	0	27	14	4.5-31.5	0-0	0	7	11	0-0	0-0	0	33	12	7-41.5	2-101	11	21	3	3-22	0-0	2	12	4	0-0	0-0	1	
CAREER			17	17	1-2	0-0	0	81	49	15-93	1-5	1	7	11	0-0	0-0	0	547	218	125.5-768.5	11-342	63	61	34	9-78	0-0	3	23	6	0-0	0-0	2	
1/11		Dal	(Injured Reserve)				5	1	0.5-1.5	0-0	0	1	0	0-0	0-0	0		3	2	1-5	0-0	0	3	1	1.5-10.5	0-0	0	0	0	0-0	0-0	0	
1/18	at	Sea	(Injured Reserve)				1	1	0-0	0-0	0	0	0	0-0	0-0	0		3	4	1.5-3.5	0-0	0	3	0	0-0	0-0	0	0	1	0-0	0-0	0	
POSTSEASON	-	-	-	-	-	-	6	2	0.5-1.5	0-0	0	1	0	0-0	0-0	0	6	6	2.5-8.5	0-0	0	6	1	1.5-10.5	0-0	0	0	1	0-0	0-0	0		

S.Shields								T.Williams					C.Banjo					L.Robinson				
			UT	A	Sk	Int	PD	UT	A	Sk	Int	PD	UT	A	Sk	Int	PD	UT	A	Sk	Int	PD
9/4		Sea	1	2	0-0	0-0	2	3	0	0-0	0-0	1										
9/14		NYJ	1	0	0-0	0-0	1	4	2	0-0	1-0	2										
9/21	at	Det	6	0	0-0	0-0	0	7	1	0-0	0-0	1										
9/28	at	Chi	3	2	0-0	1-62	4	4	4	0-0	0-0	2										
10/2		Min	1	0	0-0	0-0	0	8	1	0-0	0-0	2						0	1	0-0	0-0	1
10/12	at	Mia	1	1	0-0	1-0	1	3	1	0-0	0-0	0						0	0	0-0	0-0	0
10/19		Car			(Inactive)		1	1	0-0	0-0	1							0	3	0-0	0-0	0
10/26	at	NO			(Inactive)		4	2	0-0	0-0	0							0	0	0-0	0-0	0
11/9		Chi	6	1	0-0	0-0	1	2	0	0-0	0-0	0								(Inactive)		
11/16		Phi	7	0	0-0	0-0	0	4	2	0-0	1-2	1								(Inactive)		
11/23	at	Min	2	0	0-0	0-0	1	3	0	0-0	0-0	2						0	0	0-0	0-0	0
11/30		NE	0	1	0-0	0-0	1	8	1	0-0	0-0	0								(Inactive)		
12/8		Atl	2	1	0-0	0-0	1	2	1	0-0	0-0	1								(Injured Reserve)		
12/14	at	Buf	1	2	0-0	0-0	0	2	0	0-0	1-0	2	0	0	0-0	0-0	0			(Injured Reserve)		
12/21	at	TB	0	0	0-0	0-0	1	3	0	0-0	0-0	0	0	0	0-0	0-0	0			(Injured Reserve)		
12/28		Det	1	0	0-0	0-0	0	4	0	0-0	0-0	1	0	0	0-0	0-0	0			(Injured Reserve)		
SEASON			32	10	0-0	2-62	13	62	16	0-0	3-2	16	0	0	0-0	0-0	0	0	4	0-0	0-0	1
CAREER			170	37	1-8	15-165	77	371	93	4.5-29.5	28-423	141	10	2	0-0	0-0	2	0	4	0-0	0-0	1
1/11		Dal	1	1	0-0	0-0	1	1	1	0-0	0-0	0	0	0	0-0	0-0	0			(Injured Reserve)		
1/18	at	Sea	2	2	0-0	1-0	1	3	0	0-0	0-0	1	0	0	0-0	0-0	0			(Injured Reserve)		
POSTSEASON	3	3	0	0	1-0	2	4	1	0-0	0-0	1	0	0	0-0	0-0	0	0	-	-	-	-	

## DEFENSIVE FUMBLE STATISTICS

### FORCED FUMBLES (10)

C.Matthews — (1) at Seattle, Sept. 4 (P.Harvin)  
J.Peppers — (1) at Detroit, Sept. 21 (M.Stafford)  
D.House — (1) at Chicago, Sept. 28 (A.Jeffery)  
M.Burnett — (1) vs. Minnesota, Oct. 2 (M.Asata)  
C.Matthews — (1) vs. Miami, Oct. 12 (L.Miller)  
L.Guion — (1) at New Orleans, Oct. 26 (E.Lorig)  
J.Peppers — (1) vs. Chicago, Nov. 9 (J.Cutler)  
J.Peppers — (1) at Buffalo, Dec. 14 (A.Dixon)  
J.Peppers — (1) at Tampa Bay, Dec. 21 (J.McCown)  
N.Perry — (1) at Detroit, Dec. 28 (J.Bell)

### FUMBLE RECOVERIES (8)

J.Peppers — (1) at Detroit, Sept. 21 (M.Stafford)  
C.Hayward — (1) vs. Minnesota, Oct. 2 (M.Asata)  
J.Peppers — (1) at Miami, Oct. 12 (L.Miller)  
T.Williams — (1) at New Orleans, Oct. 26 (E.Lorig)  
J.Peppers — (1) vs. Chicago, Nov. 9 (J.Cutler)  
N.Perry — (1) vs. Philadelphia, Nov. 16 (M.Sanchez)  
C.Hayward — (1) vs. Philadelphia, Nov. 16 (M.Sanchez)  
M.Burnett — (1) vs. Detroit, Dec. 28 (J.Bell)

### POSTSEASON (2)

J.Peppers — (2) vs. Dallas, Jan. 11 (T.Romo, D.Murray)

### POSTSEASON (1)

D. Jones — (1) vs. Dallas, Jan. 11 (D.Murray)

## INDIVIDUAL STATISTICS, DEFENSE

### QUARTERBACK SACKS (41-261)

9/4	at	Seattle:	(1-0)	H.Clinton-Dix 1-0
9/14		N.Y. Jets:	(2-10)	M.Daniels 1-7, C.Matthews 1-3
9/21	at	Detroit:	(2-8)	M.Neal 1-2, J.Peppers 1-6
9/28	at	Chicago:	(1-4)	D.Jones 1-4
10/2		Minnesota:	(6-34)	N.Perry 2-10, M.Daniels 1.5-13, L.Guion 1.5-11, A.Hawk 0.5-0, J.Peppers 0.5-0
10/12	at	Miami:	(1-7)	M.Neal 1-7
10/19		Carolina:	(3-25)	J.Peppers 1.5-9.5, N.Perry 1-12, C.Matthews 0.5-3.5
10/26	at	New Orleans:	(2-9)	C.Matthews 1-5, Peppers 1-4
11/9		Chicago:	(4-27)	S.Barrington 1-9, M.Burnett 1-8, C.Matthews 1-5, J.Peppers 1-5
11/16		Philadelphia:	(3-26)	L.Guion 1-7, C.Matthews 1-10, M.Neal 1-9
11/23	at	Minnesota:	(2-14)	M.Daniels 1-7, M.Hyde 1-7
11/30		New England:	(1-9)	M.Daniels 0.5-4.5, M.Neal 0.5-4.5
12/8		Atlanta:	(1-1)	C.Matthews 1-1
12/14	at	Buffalo:	(3-18)	C.Matthews 2-10, L.Guion 1-8
12/21	at	Tampa Bay:	(7-54)	C.Matthews 2.5-14.5, J.Peppers 2-17, M.Neal 1-9, M.Burnett 0.5-5, M.Daniels 0.5-5, D.Jones 0.5-3.5
12/28		Detroit:	(2-15)	M.Daniels 1-9, C.Matthews 1-6
<b>SEASON TOTALS: (41-261) C.Matthews 11-58, J.Peppers 7-41.5, M.Daniels 5.5-45.5, M.Neal 4.5-31.5, L.Guion 3.5-26, N.Perry 3-22, M.Burnett 1.5-13, D.Jones 1.5-7.5, S.Barrington 1-9, H.Clinton-Dix 1-0, M.Hyde 1-7, A.Hawk 0.5-0</b>				
1/11		Dallas:	(4-21)	N.Perry 1.5-10.5, J.Peppers 1-5, M.Daniels 0.5-2.5, D.Jones 0.5-1.5, M.Neal 0.5-1.5
1/18	at	Seattle:	(5-25)	M.Burnett 2-6, J.Peppers 1.5-3.5, C.Matthews 1-15, L.Guion 0.5-0.5
<b>POSTSEASON TOTALS: (9-46) J.Peppers 2.5-8.5, M.Burnett 2-6, N.Perry 1.5-10.5, C.Matthews 1-15, M.Daniels 0.5-2.5, L.Guion 0.5-0.5, D.Jones 0.5-1.5, M.Neal 0.5-1.5</b>				

### QUARTERBACK HITS (108)

9/4	at	Seattle:	(4)	J.Boyd 1, H.Clinton-Dix 1, A.Hawk 1, J.Peppers 1
9/14		N.Y. Jets:	(12)	M.Daniels 3, M.Neal 2, J.Peppers 2, T.Williams 2, A.Hawk 1, D.Jones 1, C.Matthews 1
9/21	at	Detroit:	(6)	J.Peppers 3, J.Boyd 1, D.Jones 1, C.Matthews 1
9/28	at	Chicago:	(2)	D. Jones 1, M.Neal 1
10/2		Minnesota:	(15)	M.Daniels 4, L.Guion 3, C.Matthews 3, M.Neal 2, H.Clinton-Dix 1, D.Jones 1, L.Robinson 1
10/12	at	Miami:	(9)	J.Boyd 1, M.Daniels 1, L.Guion 1, A.Hawk 1, D.House 1, B.Jones 1, C.Matthews 1, M.Pennel 1, J.Peppers 1
10/19		Carolina:	(6)	C.Matthews 2, J.Boyd 1, L.Guion 1, M.Pennel 1, N.Perry 1
10/26	at	New Orleans:	(4)	S.Barrington 1, M.Daniels 1, L.Guion 1, J.Peppers 1
11/9		Chicago:	(3)	C.Matthews 1, M.Pennel 1, J.Peppers 1
11/16		Philadelphia:	(4)	L.Guion 1, A.Hawk 1, D.Jones 1, C.Matthews 1
11/23	at	Minnesota:	(8)	M.Daniels 3, C.Matthews 2, M.Burnett 1, M.Neal 1, J.Peppers 1
11/30		New England:	(6)	M.Daniels 4, S.Barrington 1, C.Matthews 1
12/8		Atlanta:	(4)	J.Peppers 2, D.Jones 1, C.Matthews 1
12/14	at	Buffalo:	(6)	L.Guion 2, C.Matthews 2, M.Neal 1, J.Peppers 1
12/21	at	Tampa Bay:	(12)	C.Matthews 4, J.Peppers 2, S.Barrington 1, M.Burnett 1, M.Daniels 1, M.Neal 1, B.Jones 1, D.Jones 1
12/28		Detroit:	(7)	J.Peppers 3, M.Daniels 2, S.Barrington 1, D.Jones 1
<b>SEASON TOTALS: (108) M.Daniels 19, C.Matthews 17, J.Peppers 17, L.Guion 10, D.Jones 8, M.Neal 8, S.Barrington 4, J.Boyd 4, A.Hawk 4, B.Jones 3, M.Pennel 3, M.Burnett 2, H.Clinton-Dix 2, T.Williams 2, J.Elliott 1, D.House 1, M.Hyde 1, N.Perry 1, L.Robinson 1</b>				
1/11		Dallas:	(4)	M.Daniels 1, L.Guion 1, D.Jones 1, C.Matthews 1
1/18	at	Seattle:	(9)	M.Neal 2, S.Barrington 1, M.Burnett 1, M.Daniels 1, L.Guion 1, D.Jones 1, J.Peppers 1, N.Perry 1
<b>POSTSEASON TOTALS: (13) M.Daniels 2, L.Guion 2, D.Jones 2, M.Neal 2, S.Barrington 1, M.Burnett 1, C.Matthews 1, J.Peppers 1, N.Perry 1</b>				

### PASSES DEFENSED (110)

9/4	at	Seattle:	(5)	S.Shields 2, H.Clinton-Dix 1, N.Perry 1, T.Williams 1
9/14		N.Y. Jets:	(9)	D.House 2, J.Peppers 2, T.Williams 2, M.Burnett 1, C.Matthews 1, S.Shields 1
9/21	at	Detroit:	(6)	H.Clinton-Dix 2, D.House 1, M.Hyde 1, C.Matthews 1, T.Williams 1
9/28	at	Chicago:	(10)	S.Shields 4, M.Hyde 2, T.Williams 2, J.Lattimore 1, C.Matthews 1
10/2		Minnesota:	(10)	C.Hayward 2, T.Williams 2, A.Hawk 1, M.Hyde 1, J.Lattimore 1, J.Peppers 1, S.Richardson 1, L.Robinson 1
10/12	at	Miami:	(6)	H.Clinton-Dix 1, C.Hayward 1, D.House 1, B.Jones 1, C.Matthews 1, S.Shields 1
10/19		Carolina:	(5)	J.Bush 1, A.Hawk 1, C.Hayward 1, D.House 1, T.Williams 1
10/26	at	New Orleans:	(3)	D.House 2, M.Hyde 1
11/9		Chicago:	(11)	D.House 2, M.Hyde 2, J.Peppers 2, M.Burnett 1, H.Clinton-Dix 1, A.Hawk 1, C.Hayward 1, S.Shields 1
11/16		Philadelphia:	(5)	M.Hyde 2, C.Matthews 1, J.Peppers 1, T.Williams 1
11/23	at	Minnesota:	(8)	H.Clinton-Dix 2, T.Williams 2, A.Hawk 1, M.Hyde 1, C.Matthews 1, S.Shields 1
11/30		New England:	(7)	H.Clinton-Dix 3, J.Peppers 2, S.Barrington 1, S.Shields 1
12/8		Atlanta:	(8)	D.House 2, M.Burnett 1, L.Guion 1, M.Hyde 1, D.Jones 1, S.Shields 1, T.Williams 1
12/14	at	Buffalo:	(5)	T.Williams 2, B.Jones 1, J.Peppers 1, N.Perry 1
12/21	at	Tampa Bay:	(4)	M.Hyde 1, D.Jones 1, C.Matthews 1, S.Shields 1
12/28		Detroit:	(7)	M.Burnett 2, J.Peppers 2, S.Barrington 1, C.Hayward 1, T.Williams 1
<b>SEASON TOTALS: (110) T.Williams 16, S.Shields 13, M.Hyde 12, H.Clinton-Dix 11, D.House 11, J.Peppers 11, M.Burnett 6, C.Hayward 6, C.Matthews 6, A.Hawk 4, S.Barrington 2, B.Jones 2, D.Jones 2, J.Lattimore 2, N.Perry 2, J.Bush 1, L.Guion 1, S.Richardson 1, L.Robinson 1</b>				
1/11		Dallas:	(1)	S.Shields 1
1/18	at	Seattle:	(10)	H.Clinton-Dix 3, M.Hyde 2, S.Barrington 1, M.Burnett 1, C.Hayward 1, S.Shields 1, T.Williams 1
<b>POSTSEASON TOTALS: (11) H.Clinton-Dix 3, M.Hyde 2, S.Shields 2, S.Barrington 1, M.Burnett 1, C.Hayward 1, T.Williams 1</b>				



INDIVIDUAL STATISTICS, SPECIAL TEAMS

PUNTING

		T.Masthay							
		No	Yds	Avg	TB	In20	Lg	Bk	Net
9/4	at Sea	4	153	38.3	0	1	57	0	37.5
9/14	NYJ	4	197	49.3	0	0	56	0	46.5
9/21	at Det	5	215	43.0	0	2	48	0	39.8
9/28	at Chi	0	0	0.0	0	0	0	0	0.0
10/2	Min	6	304	50.7	1	5	58	0	45.8
10/12	at Mia	4	172	43.0	1	1	53	1	30.4
10/19	Car	5	276	55.2	1	0	58	0	44.0
10/26	at NO	0	0	0.0	0	0	0	0	0.0
11/9	Chi	3	121	40.3	0	1	47	0	36.0
11/16	Phi	1	40	40.0	0	0	40	1	17.0
11/23	at Min	4	169	42.3	0	2	47	0	41.0
11/30	NE	1	38	38.0	0	0	38	0	35.0
12/8	Atl	1	31	31.0	0	0	31	0	31.0
12/14	at Buf	6	257	42.8	0	1	63	0	30.3
12/21	at TB	2	69	34.5	0	0	43	0	34.5
12/28	Det	3	117	39.0	1	1	47	0	27.7
SEASON		49	2159	44.1	4	14	63	2	37.0
CAREER		309	13676	44.3	23	114	71	3	38.3
1/11	Dal	2	75	37.5	0	0	40	0	34.0
1/18	at Sea	5	197	39.4	0	0	44	0	35.2
POSTSEASON		7	272	38.9	0	0	44	0	34.9

KICKING

					Kickoffs				
		FG	PAT	Pts	No. Ret	TB	Pct	OB	
9/4	at Sea	1/1	1/1	4	2	2	50.0	0	
9/14	NYJ	3/3	2/2	11	3	4	57.1	0	
9/21	at Det	0/0	1/1	1	1	1	33.3	0	
9/28	at Chi	1/2	5/5	8	2	5	71.4	0	
10/2	Min	0/0	6/6	6	5	2	28.6	0	
10/12	at Mia	2/2	3/3	9	2	3	50.0	0	
10/19	Car	1/1	5/5	8	2	5	71.4	0	
10/26	at NO	3/3	2/2	11	0	4	100.0	1	
11/9	Chi	2/2	7/7	13	10	0	0.0	0	
11/16	Phi	2/3	5/6	11	4	6	60.0	0	
11/23	at Min	1/1	3/3	6	5	0	0.0	0	
11/30	New	4/5	2/2	14	4	2	40.0	1	
12/8	Atl	3/3	4/5	13	8	1	12.5	0	
12/14	at Buf	2/3	1/1	7	2	2	50.0	0	
12/21	at TB	2/3	2/2	8	1	4	80.0	0	
12/28	Det	0/1	4/4	4	5	0	0.00	0	
SEASON		27/33	53/55	134	56	41	41.4	2	
CAREER		212/268	401/405	1037	505	185	26.4	14	
1/11	Dal	2/2	2/2	8	4	1	25.0	0	
1/18	at Sea	5/5	1/1	16	4	4	50.0	0	
POSTSEASON		7/7	3/3	24	8	5	38.5	0	

ADDITIONAL KICKOFFS: T.Masthay 1-0 at Sea (Sept. 4), 1-0 at Det (Sept. 21)

ONSIDE KICK RECOVERIES

OWN KICKS (0/4)  
Failed – C.Hogan at Buf (Dec. 14)  
Failed – Out of bounds at NO (Sept. 26)  
Failed – B.Watson at NO (Sept. 26)  
Failed – G.Salas vs. NYJ (Sept. 14)  
POSTSEASON (0/0)

OPPONENT KICKS (0/3)  
Failed – S.Richardson vs. Chi (Sept. 28)  
Failed – J.Boykin vs. Atl (Dec. 8)  
Failed – T.Willimas vs. Det (Dec. 28)  
POSTSEASON (1/1)  
Successful – C.Matthews at Sea (Jan. 18)

BLOCKED KICKS

PACKERS (1)	BLOCKED PUNTS
OPPONENTS (7)	(1) at Miami, Oct. 12 (J.Freeny) (1) vs. Philadelphia, Nov. 16 (B.Braman)

BLOCKED KICKS - POSTSEASON

PACKERS (1)	BLOCKED PUNTS
OPPONENTS (0)	

KICKOFF RETURNS

		D.Harris					M.Hyde				
		No	Yds	Avg	Lg	TD	No	Yds	Avg	Lg	TD
9/4	at Sea	2	40	20.0	21	0	2	49	24.5	28	0
9/14	NYJ	2	58	29.0	41	0	0	0	0.0	0	0
9/21	at Det	2	51	25.5	26	0	0	0	0.0	0	0
9/28	at Chi	1	20	20.0	20	0	2	47	23.5	25	0
10/2	Min	0	0	0.0	0	0	0	0	0.0	0	0
10/12	at Mia	1	33	33.0	33	0	0	0	0.0	0	0
10/19	Car	1	9	9.0	9	0	0	0	0.0	0	0
10/26	at NO	0	0	0.0	0	0	0	0	0.0	0	0
11/9	Chi	1	20	20.0	20	0	0	0	0.0	0	0
11/16	Phi	3	42	14.0	18	0	0	0	0.0	0	0
11/23	at Min	0	0	0.0	0	0	0	0	0.0	0	0
11/30	NE	4	90	22.5	27	0	0	0	0.0	0	0
12/8	Atl	4	85	21.3	24	0	0	0	0.0	0	0
12/14	at Buf	1	8	8.0	8	0	0	0	0.0	0	0
12/21	at TB	0	0	0.0	0	0	0	0	0.0	0	0
12/28	Det	(Inactive)					0	0	0.0	0	0
SEASON		22	456	20.7	41	0	4	96	24.0	28	0
CAREER		36	764	21.2	41	0	26	627	24.1	70	0
1/11	Dal	(Inactive)					1	20	20.0	0	0
1/18	at Sea	(Inactive)					1	18	18.0	18	0
POSTSEASON		0	0	0.0	0	0	2	38	19.0	18	0

ADDITIONAL KICKOFF RETURNS: R.Cobb 1-0 vs. Det (Dec. 28), 2-28 vs. Dal (Jan. 11), R.Rodgers 1-0 vs. Chi (Nov. 9)

		R.Cobb					M.Hyde				
		No	Yds	Avg	FC	Lg	TD	No	Yds	Avg	FC
9/4	at Sea	0	0	0.0	2	0	0	0	0	0.0	0
9/14	NYJ	1	7	7.0	1	7	0	1	8	8.0	0
9/21	at Det	2	23	11.5	0	22	0	0	0	0.0	0
9/28	at Chi	0	0	0.0	0	0	0	0	0	0.0	0
10/2	Min	3	18	6.0	1	11	0	1	0	0.0	0
10/12	at Mia	0	0	0.0	0	0	0	2	41	20.5	0
10/19	Car	2	38	19.0	0	24	0	1	0	0.0	0
10/26	at NO	0	0	0.0	0	0	0	0	0	0.0	0
11/9	Chi	2	16	8.0	0	17	0	0	0	0.0	0
11/16	Phi	0	0	0.0	1	0	0	1	75	75.0	0
11/23	at Min	1	3	3.0	1	3	0	2	20	10.0	0
11/30	NE	0	0	0.0	0	0	0	0	0	0.0	1
12/8	Atl	0	0	0.0	0	0	0	2	20	10.0	0
12/14	at Buf	1	5	5.0	0	5	0	1	0	0.0	0
12/21	at TB	2	2	1.0	1	4	0	2	2	1.0	2
12/28	Det	0	0	0.0	2	0	0	1	55	55.0	0
SEASON		14	112	8.0	9	24	0	14	221	15.8	3
CAREER		74	722	9.8	53	80t	2	38	517	13.6	17
1/11	Dal	0	0	0.0	0	0	0	0	0	0.0	1
1/18	at Sea	0	0	0.0	0	0	0	3	40	13.3	2
POSTSEASON		0	0	0.0	0	0	0	3	40	13.3	3

ADDITIONAL PUNT RETURNS: H.Clinton-Dix 1-0 vs. NYJ (Sept. 14)

SPECIAL TEAMS FUMBLE STATISTICS

FORCED FUMBLES (2)	POSTSEASON (1)
J.Boykin — vs. Chi, Nov. 9 (P.O'Donnell)	B.Jones — at Sea, Jan. 18
J.Boykin — vs. Phi, Nov. 16 (C.Polk)	
FUMBLE RECOVERIES (1)	POSTSEASON (1)
H.Clinton-Dix — at Sea, Sept. 4 (E.Thomas)	M.Burnett — at Sea, Jan. 18

BLOCKED FIELD GOALS
(1) vs. Atlanta, Dec. 8 (B.Jones)

BLOCKED PATs
(1) vs. Philadelphia, Nov. 16 (B.Bair)
(1) vs. Atlanta, Dec. 8 (R.Hageman)

BLOCKED FIELD GOALS
(1) vs. Dallas, Jan. 11 (D.Jones)

BLOCKED PATs
--------------

# DRIVE STATISTICS

## PACKERS SCORING DRIVES (game-by-game)

Date	Opponent	Plays	Yards	Time	Result	Qtr	Scoring Play	Quarterback
9/4	at Seattle	6	34	3:07	TD	1	J.Kuhn 2 run	A.Rodgers
9/4	at Seattle	12	79	6:08	FG	2	M.Crosby 23 field goal	A.Rodgers
9/4	at Seattle	10	82	5:24	TD	4	A.Rodgers 3 pass to R.Cobb	A.Rodgers
9/14	vs. N.Y. Jets	11	67	4:18	FG	1	M.Crosby 31 field goal	A.Rodgers
9/14	vs. N.Y. Jets	13	62	4:55	FG	2	M.Crosby 20 field goal	A.Rodgers
9/14	vs. N.Y. Jets	5	17	1:12	FG	2	M.Crosby 55 field goal	A.Rodgers
9/14	vs. N.Y. Jets	10	97	1:44	TD	2	A.Rodgers 6 pass to R.Cobb	A.Rodgers
9/14	vs. N.Y. Jets	8	67	3:40	TD	3	A.Rodgers 1 pass to R.Cobb	A.Rodgers
9/14	vs. N.Y. Jets	1	80	0:13	TD	3	A.Rodgers 80 pass to J.Nelson	A.Rodgers
9/21	at Detroit	9	59	3:07	TD	1	A.Rodgers 10 pass to A.Quarless	A.Rodgers
9/28	at Chicago	6	81	2:22	TD	1	E.Lacy 2 run	A.Rodgers
9/28	at Chicago	10	78	3:47	TD	2	A.Rodgers 3 pass to J.Nelson	A.Rodgers
9/28	at Chicago	7	61	2:47	TD	2	A.Rodgers 22 pass to R.Cobb	A.Rodgers
9/28	at Chicago	8	35	4:03	FG	3	M.Crosby 53 field goal	A.Rodgers
9/28	at Chicago	6	35	3:01	TD	3	A.Rodgers 11 pass to J.Nelson	A.Rodgers
9/28	at Chicago	4	11	1:41	TD	4	A.Rodgers 3 pass to R.Cobb	A.Rodgers
10/2	vs. Minnesota	4	61	2:04	TD	1	A.Rodgers 8 pass to R.Cobb	A.Rodgers
10/2	vs. Minnesota	4	81	1:32	TD	1	A.Rodgers 66 pass to J.Nelson	A.Rodgers
10/2	vs. Minnesota	3	20	1:15	TD	2	A.Rodgers 11 pass to D.Adams	A.Rodgers
10/2	vs. Minnesota	6	70	2:59	TD	3	E.Lacy 11 run	A.Rodgers
10/2	vs. Minnesota	7	52	4:49	TD	3	E.Lacy 10 run	A.Rodgers
10/12	at Miami	9	80	4:51	TD	1	A.Rodgers 9 pass to J.Nelson	A.Rodgers
10/12	at Miami	6	11	3:49	FG	2	M.Crosby 43 field goal	A.Rodgers
10/12	at Miami	13	80	8:04	TD	3	A.Rodgers 5 pass to R.Cobb	A.Rodgers
10/12	at Miami	11	68	5:04	FG	4	M.Crosby 30 field goal	A.Rodgers
10/12	at Miami	11	60	2:01	TD	4	A.Rodgers 4 pass to A.Quarless	A.Rodgers
10/19	vs. Carolina	6	80	3:09	TD	1	A.Rodgers 59 pass to J.Nelson	A.Rodgers
10/19	vs. Carolina	9	56	4:10	TD	1	E.Lacy 5 run	A.Rodgers
10/19	vs. Carolina	5	62	2:08	TD	1	J.Starks 13 run	A.Rodgers
10/19	vs. Carolina	9	94	5:57	TD	2	A.Rodgers 3 pass to R.Cobb	A.Rodgers
10/19	vs. Carolina	4	58	1:54	TD	3	A.Rodgers 21 pass to D.Adams	A.Rodgers
10/19	vs. Carolina	5	33	2:10	FG	3	M.Crosby 34 field goal	A.Rodgers
10/26	at New Orleans	5	80	2:03	TD	1	A.Rodgers 70 pass to R.Cobb	A.Rodgers
10/26	at New Orleans	7	67	3:12	FG	1	M.Crosby 31 field goal	A.Rodgers
10/26	at New Orleans	9	49	3:34	FG	2	M.Crosby 49 field goal	A.Rodgers
10/26	at New Orleans	9	71	4:01	FG	2	M.Crosby 27 field goal	A.Rodgers
10/26	at New Orleans	11	80	4:44	TD	4	A.Rodgers 14 run	A.Rodgers
11/9	vs. Chicago	12	71	5:44	TD	1	A.Rodgers 1 pass to B.Bostick	A.Rodgers
11/9	vs. Chicago	4	23	2:01	TD	1	A.Rodgers 4 pass to A. Quarless	A.Rodgers
11/9	vs. Chicago	3	72	0:34	TD	2	A.Rodgers 73 pass to J.Nelson	A.Rodgers
11/9	vs. Chicago	4	54	1:30	TD	2	A.Rodgers 40 pass to J.Nelson	A.Rodgers
11/9	vs. Chicago	5	95	3:10	TD	2	A.Rodgers 56 pass to E.Lacy	A.Rodgers
11/9	vs. Chicago	6	32	0:48	TD	2	A.Rodgers 18 pass to R.Cobb	A.Rodgers
11/9	vs. Chicago	4	6	1:01	FG	3	M.Crosby 20 field goal	A.Rodgers
11/9	vs. Chicago	6	46	2:17	FG	3	M.Crosby 52 field goal	M.Flynn
11/16	vs. Philadelphia	7	75	2:02	FG	1	M.Crosby 27 field goal	A.Rodgers
11/16	vs. Philadelphia	13	88	6:47	TD	1	A.Rodgers 6 pass to D.Adams	A.Rodgers
11/16	vs. Philadelphia	6	80	2:29	TD	2	A.Rodgers 27 pass to J.Nelson	A.Rodgers
11/16	vs. Philadelphia	10	80	5:43	TD	2	E.Lacy 1 run	A.Rodgers
11/16	vs. Philadelphia	9	48	4:21	FG	3	M.Crosby 33 field goal	A.Rodgers
11/16	vs. Philadelphia	6	80	2:41	TD	4	A.Rodgers 32 pass to E.Lacy	A.Rodgers
11/23	at Minnesota	6	54	3:10	TD	1	E.Lacy 1 run	A.Rodgers
11/23	at Minnesota	4	53	1:59	TD	2	A.Rodgers 1 pass to R.Rodgers	A.Rodgers
11/23	at Minnesota	9	50	4:01	FG	3	M.Crosby 48 field goal	A.Rodgers
11/23	at Minnesota	11	87	6:18	TD	4	A.Rodgers 10 pass to E.Lacy	A.Rodgers
11/30	vs. New England	9	58	3:46	FG	1	M.Crosby 32 field goal	A.Rodgers
11/30	vs. New England	11	66	5:49	FG	1	M.Crosby 35 field goal	A.Rodgers
11/30	vs. New England	4	85	1:45	TD	1	A.Rodgers 32 pass to R.Rodgers	A.Rodgers
11/30	vs. New England	13	57	7:05	FG	2	M.Crosby 33 field goal	A.Rodgers
11/30	vs. New England	5	81	0:55	TD	2	A.Rodgers 45 pass to J.Nelson	A.Rodgers
11/30	vs. New England	11	65	5:10	FG	4	M.Crosby 28 field goal	A.Rodgers
12/8	vs. Atlanta	7	81	3:47	TD	1	J.Starks 3 run	A.Rodgers
12/8	vs. Atlanta	13	80	7:05	TD	2	E.Lacy 1 run	A.Rodgers
12/8	vs. Atlanta	12	63	5:56	FG	2	M.Crosby 38 field goal	A.Rodgers
12/8	vs. Atlanta	4	15	2:07	TD	2	A.Rodgers 1 pass to E.Lacy	A.Rodgers
12/8	vs. Atlanta	8	53	2:11	TD	2	A.Rodgers 10 pass to J.Nelson	A.Rodgers
12/8	vs. Atlanta	8	62	4:23	FG	3	M.Crosby 33 field goal	A.Rodgers
12/8	vs. Atlanta	4	74	1:55	TD	4	A.Rodgers 60 pass to J.Nelson	A.Rodgers
12/8	vs. Atlanta	4	6	1:42	FG	4	M.Crosby 53 field goal	A.Rodgers
12/14	at Buffalo	10	53	3:24	FG	1	M.Crosby 45 field goal	A.Rodgers
12/14	at Buffalo	7	80	2:55	TD	2	E.Lacy 1 run	A.Rodgers
12/14	at Buffalo	10	66	4:32	FG	4	M.Crosby 34 field goal	A.Rodgers
12/21	at Tampa Bay	7	82	2:59	TD	1	E.Lacy 44 run	A.Rodgers
12/21	at Tampa Bay	9	51	4:02	FG	2	M.Crosby 42 field goal	A.Rodgers
12/21	at Tampa Bay	12	56	6:26	FG	4	M.Crosby 25 field goal	A.Rodgers
12/21	at Tampa Bay	9	71	4:02	TD	4	A.Rodgers 1 pass to J.Nelson	A.Rodgers
12/28	vs. Detroit	6	69	3:55	TD	2	A.Rodgers 4 pass to R.Cobb	A.Rodgers
12/28	vs. Detroit	7	60	4:01	TD	3	A.Rodgers 13 pass to R.Cobb	A.Rodgers
12/28	vs. Detroit	9	42	4:43	TD	4	A.Rodgers 1 run	A.Rodgers
1/11	vs. Dallas	10	60	4:22	TD	1	A.Rodgers 4 pass to A.Quarless	A.Rodgers
1/11	vs. Dallas	5	28	0:29	FG	2	M.Crosby 40 field goal	A.Rodgers
1/11	vs. Dallas	6	32	3:18	FG	3	M.Crosby 30 field goal	A.Rodgers
1/11	vs. Dallas	7	90	2:31	TD	3	A.Rodgers 46 pass to D.Adams	A.Rodgers
1/11	vs. Dallas	8	80	4:19	TD	4	A.Rodgers 13 pass to R.Rodgers	A.Rodgers
1/18	at Seattle	5	18	2:21	FG	1	M.Crosby 18 field goal	A.Rodgers
1/18	at Seattle	6	22	2:54	FG	1	M.Crosby 19 field goal	A.Rodgers
1/18	at Seattle	7	56	3:39	TD	1	A.Rodgers 13 pass to R.Cobb	A.Rodgers
1/18	at Seattle	6	11	3:41	FG	2	M.Crosby 40 field goal	A.Rodgers
1/18	at Seattle	10	57	5:02	FG	4	M.Crosby 48 field goal	A.Rodgers
1/18	at Seattle	7	48	1:11	FG	4	M.Crosby 48 field goal	A.Rodgers

## Scoring-Drive Length

Length (minus)	Packers		Opponent	
	TD	FG	TD	FG
0—9	0	0	0	0
10—19	0	2	1	1
20—29	2	2	0	3
30—39	2	0	0	2
40—49	3	2	1	1
50—59	1	4	3	6
60—69	8	6	2	1
70—79	7	8	2	5
80—89	6	3	13	2
90—99	21	0	15	0
SEASON	52	27	37	21

## Scoring-Drive Length, Postseason

Length (minus)	Packers		Opponent	
	TD	FG	TD	FG
0—9	0	0	0	0
10—19	0	0	0	0
20—29	0	2	0	0
30—39	0	1	0	0
40—49	0	1	0	0
50—59	1	1	1	0
60—69	1	0	3	0
70—79	0	0	1	0
80—89	1	0	2	0
90—99	1	0	0	0
SEASON	4	7	7	0

## Possessions at a glance

Reg. Season	No.	Avg. Snaps	*3-Plays & Out	Snaps/TD
Packers	169	5.9	23	19.3
Opponent	175	6.0	30	28.5

\*—less if turnover, no first downs or score

## Possessions at a glance

Postseason	No.	Avg. Snaps	*3-Plays & Out	Snaps/TD
Packers	22	6.0	3	32.8
Opponent	24	5.0	5	17.3

\*—less if turnover, no first downs or score

## Game-Opening Drives

Game		Packers			Opponent		
		Pts	FD	Yds	Pts	FD	Yds
9/4	at Sea	0	2	26	3	3	48
9/14	NYJ	0	0	-2	7	2	16
9/21	at Det	0	0	3	0	1	13
9/28	at Chi	7	4	81	7	7	80
10/2	Min	0	0	8	0	0	-4
10/12	at Mia	7	5	80	3	1	20
10/19	Car	7	3	80	0	0	3
10/26	at NO	7	2	80	7	4	80
11/9	Chi	7	5	71	0	2	28
11/16	Phi	3	2	75	0	2	31
11/23	at Min	0	1	17	0	1	26
11/30	NE	3	4	58	0	1	20
12/8	Atl	7	5	81	7	5	72
12/14	at Buf	0	1	15	0	1	19
12/21	at TB	0	0	9	0	0	6
12/28	Det	0	4	62	0	0	3
SEASON		48	38	744	34	30	461
1/11	Dal	7	5	60	0	0	0
1/18	at Sea	0	3	51	0	0	3
POSTSEASON		7	8	111	0	0	3

## Second-Half Opening Drives

Game		Packers			Opponent		
		Pts	FD	Yds	Pts	FD	Yds
9/4	at Sea	0	0	0	0	2	33
9/14	NYJ	0	0	7	0	1	16
9/21	at Det	0	1	20	0	5	80
9/28	at Chi	3	2	35	0	3	61
10/2	Min	7	4	70	0	0	5
10/12	at Mia	7	6	80	7	3	80
10/19	Car	7	2	58	0	2	38
10/26	at NO	0	3	53	0	1	38
11/9	Chi	0	0	0	0	0	-7
11/16	Phi	0	0	-12	0	1	35
11/23	at Min	0	2	8	0	0	-1
11/30	NE	0	2	32	0	0	-3
12/8	Atl	0	0	3	7	2	82
12/14	at Buf	0	1	19	3	3	40
12/21	at TB	0	4	66	0	0	6
12/28	Det	0	0	-1	7	5	51
SEASON		24	23	438	24	28	554
1/11	Dal	0	1	14	0	1	22
1/18	at Sea	0	0	9	0	0	9
POSTSEASON		0	1	23	0	1	31

Summary .....									GTG Plays .....		
	Total	TD	Pct	FG	MFG	TO	CLK	DOWN	Plays	TD	Pct
Packers	3	1	.333	2	0	0	0	0	11	1	.091
Opponents	2	2	1.000	0	0	0	0	0	5	3	.600



## 2014 SUPERLATIVES

### LONGEST REGULAR-SEASON RETURNS

#### Packers

Type	Yards	Opp. Date	Player
Interception	82t	vs. Chi, Nov. 9	C.Hayward
Punt	75t	vs. Phi, Nov. 16	M.Hyde
Interception	62	at Chi, Sept. 28	S.Shields
Punt	55t	vs. Det, Dec. 28	M.Hyde
Interception	52t	vs. Phi, Nov. 16	J.Peppers

No. of returns 20-plus yards in length: 27

No. of returns 40-plus yards in length: 8

#### Opponent

Type	Yards	Opp. Date	Player
Kickoff	101t	vs. Chi, Nov. 9	C.Williams
Punt	75t	at Buf, Dec. 14	M.Thigpen
Kickoff	54	at Mia, Oct. 12	J.Landry
Kickoff	42	at Min, Nov. 23	C.Patterson
Kickoff	41	vs. Det, Dec. 28	J.Ross

No. of returns 20-plus yards in length: 34

No. of returns 40-plus yards in length: 6

### LONGEST POSTSEASON RETURNS

#### Packers

Type	Yards	Opp. Date	Player
Punt	29	at Sea, Jan. 18	M.Hyde
Interception	27	at Sea, Jan. 18	H.Clinton-Dix
Kickoff	23	vs. Dal, Jan. 11	R.Cobb
Kickoff	20	vs. Dal, Jan. 11	M.Hyde

No. of returns 20-plus yards in length: 4

No. of returns 40-plus yards in length: 0

#### Opponent

Type	Yards	Opp. Date	Player
Kickoff	30	vs. Dal, Jan. 11	D.Harris
Kickoff	28	at Sea, Jan. 18	D.Baldwin
Kickoff	27	vs. Dal, Jan 11	D.Harris
Kickoff	27	vs. Dal, Jan 11	D.Harris

No. of returns 20-plus yards in length: 4

No. of returns 40-plus yards in length: 0

### LONGEST REGULAR-SEASON PLAYS FROM SCRIMMAGE

#### Packers

Yards	Opp.	Play
80t	vs. NYJ	A.Rodgers to J.Nelson
73t	vs. Chi	A.Rodgers to J.Nelson
70t	at NO	A.Rodgers to R.Cobb
67	at NO	A.Rodgers to E.Lacy
66t	vs. Min	A.Rodgers to J.Nelson

#### Long run:

44t	at TB	E.Lacy
41	vs. Atl	J.Starks
37	vs. Phi	E.Lacy
29	vs. Min	E.Lacy
24	vs. NE	E.Lacy
24	at Buf	A.Rodgers

No. plays 20-plus yards: 73

No. plays 40-plus yards: 17

#### Opponent

Yards	Opp.	Play
79	vs. Atl	M.Ryan to J.Jones
52	at Det	M.Stafford to C.Fuller
50t	at NO	D.Brees to B.Cooks
45t	vs. Chi	J.Cutler to B.Marshall
45	at NO	D.Brees to K.Stills

#### Long run:

40	at Mia	R.Tannehill
39	vs. NYJ	G.Smith (2), lateral to J.Kerley (37)
28	at NO	M.Ingram
26t	at Det	R.Bush
23	vs. Chi	A.Jeffery

No. plays 20-plus yards: 58

No. plays 40-plus yards: 9

### LONGEST POSTSEASON PLAYS FROM SCRIMMAGE

#### Packers

Yards	Opp.	Play
46t	vs. Dal	A.Rodgers to D.Adams
32	at Sea	J.Starks run
31	vs. Dal	A.Rodgers to R.Cobb
29	vs. Dal	E.Lacy run
26	vs. Dal	A.Rodgers to R.Cobb
26	vs. Dal	A.Rodgers to D.Adams

#### Long run:

32	at Sea	J.Starks
29	vs. Dal	E.Lacy
19	vs. Dal	E.Lacy

No. plays 20-plus yards: 7

No. plays 40-plus yards: 1

#### Opponent

Yards	Opp.	Play
38t	vs. Dal	T.Romo to T.Williams
35	at Sea	R.Wilson to D.Baldwin
35t	at Sea	R.Wilson to J.Kearse
30	vs. Dal	D.Murray run
29	at Sea	R.Wilson to M.Lynch

#### Long run:

30	vs. Dal	D.Murray
26	vs. Dal	D.Murray
24	at Sea	M.Lynch

No. plays 20-plus yards: 10

No. plays 40-plus yards: 0

## MISCELLANEOUS

### WEEKLY INACTIVES

9/4	at Seattle:	B.Bostick, C.Bradford, J.Elliott, D.Goodson, J.Janis, M.Pennel, S.Tolzien
9/14	N.Y. Jets:	C.Bradford, B.Bulaga, J.Elliott, D.Goodson, J.Janis, B.Jones, S.Tolzien
9/21	at Detroit:	C.Bradford, D.Goodson, J.Janis, B.Jones, M.Pennel, S.Tolzien
9/28	at Chicago:	J.Boykin, C.Bradford, G.Gerhart, D.Goodson, B.Jones, S.Tolzien
10/2	Minnesota:	J.Boykin, S.Barrington, J.Boyd, C.Bradford, G.Gerhart, D.Goodson, S.Tolzien
10/12	at Miami:	J.Boykin, S.Barrington, C.Bradford, G.Gerhart, D.Goodson, D.Jones, S.Tolzien
10/19	Carolina:	C.Bradford, G.Gerhart, D.Goodson, J.Janis, D.Jones, S.Shields, S.Tolzien
10/26	at New Orleans:	C.Bradford, M.Burnett, G.Gerhart, J.Janis, D.Jones, S.Shields, S.Tolzien
11/9	Chicago:	C.Bradford, D.Goodson, J.Janis, J.Lattimore, L.Robinson, S.Tolzien
11/16	Philadelphia:	B.Bostick, C.Bradford, J.Elliott, D.Goodson, J.Janis, L.Robinson, S.Tolzien
11/23	at Minnesota:	B.Bostick, C.Bradford, J.Bush, G.Gerhart, J.Janis, N.Perry, S.Tolzien
11/30	New England:	C.Bradford, G.Gerhart, D.Goodson, J.Janis, J.Perillo, L.Robinson, S.Tolzien
12/8	Atlanta:	C.Bradford, B.Gaston, G.Gerhart, J.Janis, J.Lattimore, J.Perillo, S.Tolzien
12/14	at Buffalo:	C.Bradford, B.Gaston, G.Gerhart, D.House, J.Janis, J.Perillo, S.Tolzien
12/21	at Tampa Bay:	C.Bradford, B.Gaston, G.Gerhart, D.House, J.Janis, J.Perillo, S.Tolzien
12/28	Detroit:	C.Bradford, B.Gaston, G.Gerhart, D.Harris, D.House, J.Janis, J.Perillo

**SEASON TOTALS:** C.Bradford (16), S.Tolzien (15), J.Janis (13), G.Gerhart (11), D.Goodson (10), J.Perillo (5), B.Gaston (4), B.Bostick (3), J.Boykin (3), J.Elliott (3), D.House (3), B.Jones (3), D.Jones (3), L.Robinson (3), S.Barrington (2), J.Lattimore (2), M.Pennel (2), S.Shields (2), J.Boyd (1), B.Bulaga (1), M.Burnett (1), J.Bush (1), D.Harris (1), J.Meredith (1), N.Perry (1)

1/11	Dallas:	C.Bradford, B.Gaston, G.Gerhart, D.Goodson, D.Harris, J.Janis, J.Perillo
1/18	at Seattle:	C.Bradford, B.Gaston, G.Gerhart, D.Goodson, D.Harris, J.Janis, J.Perillo

**POSTSEASON TOTALS:** C.Bradford (2), B.Gaston (2), G.Gerhart (2), D.Goodson (2), D.Harris (2), J.Janis (2), J.Perillo (2)

### TIME SPENT IN THE LEAD

		Packers	
Opponent		In Lead	Trailing
9/4	at Sea	3:25	53:54
9/14	NYJ	20:32	37:16
9/21	at Det	0:00	54:11
9/28	at Chi	37:24	8:56
10/2	Min	54:39	0:00
10/12	at Mia	28:24	14:12
10/19	Car	56:51	0:00
10/26	at NO	17:10	24:25
11/9	Chi	53:47	0:00
11/16	Phi	57:58	0:00
11/23	at Min	41:51	0:00
11/30	NE	56:14	0:00
12/8	Atl	44:55	0:00
12/14	at Buf	8:28	27:16
12/21	at TB	45:11	0:00
12/28	Det	45:48	0:00
<b>SEASON</b>		<b>9:47:19</b>	<b>3:40:10</b>
<b>SEASON AVG</b>		<b>37:09</b>	<b>14:15</b>
1/11	Dal	16:35	36:55
1/18	at Sea	51:42	1:11
<b>POSTSEASON</b>		<b>1:10:17</b>	<b>38:06</b>
<b>POSTSEASON AVG</b>		<b>35:09</b>	<b>19:03</b>

### TWO-POINT CONVERSIONS

#### REGULAR SEASON

**Packers (1-3):** A.Rodgers-R.Cobb pass vs. NYJ (Sept. 14)

**Opponent (1-3):** T.Bridgewater-Ch.Johnson pass at Min (Nov. 23)

#### POSTSEASON

**Packers (0-1):**

**Opponent (1-1):** R.Wilson-L.Willson pass at Sea (Jan. 18)

### NON-OFFENSIVE SCORES

#### REGULAR SEASON

**Packers (7):** J.Peppers 49-yard interception return vs. Min, Oct. 2; C.Hayward 82-yard interception return vs. Chi, Nov. 9; M.Hyde 75-yard punt return vs. Phi, Nov. 16; J.Peppers 52-yard interception return vs. Phi, Nov. 16; C.Hayward 49-yard fumble return vs. Phi, Nov. 16; M.Hyde 55-yard punt return vs. Detroit, Dec. 28; Team, penalty on M.Stafford enforced in the end zone for safety vs. Detroit, Dec. 28

**Opponent (5):** D.Sherrod tackled in end zone by T.McDaniel for a safety at Sea, Sept. 4; D.Carey 40-yard fumble return at Det, Sept. 21; E.Lacy tackled in end zone by D.Levy for a safety at Det, Sept. 21, M.Thigpen 75-yard punt return at Buf, Dec. 14, E.Lacy recovered ball in end zone, play blown dead for safety at Buf, Dec. 14

#### POSTSEASON

**Packers (0):**

**Opponent (0):**

# PENALTIES AND REPLAY CHALLENGES

## PENALTY STATISTICS

	Regular Season		Postseason	
	Packers	Opponent	Packers	Opponent
Times Penalized after Offensive Gain . . . . .	16	15	1	0
Gains Wiped Out, Offensive Penalties . . . . .	212	129	5	0
Touchdowns Cost . . . . .	3	0	0	0
Field Goals Cost . . . . .	0	0	0	0
First Downs Lost . . . . .	8	5	0	0
Intentional-Grounding Penalties . . . . .	2	2	0	0
Defensive Pass Interference, Times Flagged . . . . .	5	7	2	1
Yards Given Up . . . . .	65	183	32	5
Defensive 3rd/4th Down Flags (kept drive alive) . . . . .	10	12	1	2
Kick/Punt Return Penalties . . . . .	3	8	1	1
Return Yards Wiped Out . . . . .	16	93	6	8

**Regular-season touchdowns nullified — GREEN BAY (3):** A.Rodgers 34-yard pass to D.Adams at Chi (Sept. 28); E.Lacy 1-yard run at Chi (Sept. 28); C.Matthews 22-yard interception return vs. Car (Oct. 19)

**OPPONENTS (0):**

**Postseason touchdowns nullified — GREEN BAY (0): — OPPONENTS (0):**

## 2014 REGULAR-SEASON REPLAY CHALLENGES

### PACKERS (0/3)

Date, Opp.	Initial Ruling	Ruling
9/14 vs. NYJ	G.Smith 14 pass to E.Decker, first down . . . . .	Upheld
10/19 vs. Car	P.Brown down by contact, no fumble . . . . .	Upheld
11/9 vs. Chi	J.Cutler 3 pass to B.Marshall . . . . .	Upheld

### OPPONENTS (3/5)

Date, Opp.	Initial Ruling	Ruling
9/14 vs. NYJ	A.Rodgers 12 pass to J.Nelson, first down . . . . .	Reversed, ball hit ground, incomplete
10/19 vs. Car	C.Newton for no gain, short of first down . . . . .	Upheld
10/26 at NO	A.Rodgers 7 pass to D.Adams, first down . . . . .	Reversed, short of first down
12/21 at TB	A.Rodgers sacked for -8 . . . . .	Reversed, fumble recovered by Tampa Bay
12/28 vs. Det	A.Rodgers 5 pass to E.Lacy, first down . . . . .	Upheld

### REPLAY ASSISTANT (5/10)

*Last two minutes of the half, overtime, turnovers and scoring plays*

Date, Opp.	Initial Ruling	Ruling
9/14 vs. NYJ	C.Ivory 4 run, touchdown . . . . .	Upheld
9/14 vs. NYJ	G.Smith fumble recovered by D.Jones . . . . .	Reversed, incomplete pass
9/21 at Det	D.House interception, touchback . . . . .	Reversed, D.House down at 1-yard line
9/28 at Chi	M.Bennett down by contact at Green Bay 1-yard line . . . . .	Upheld
9/28 at Chi	T.Williams interception . . . . .	Reversed, incomplete pass
11/23 at Min	A.Rodgers 10 pass to E.Lacy, touchdown . . . . .	Upheld
11/30 vs. NE	A.Rodgers 45 pass to J.Nelson, touchdown . . . . .	Upheld
12/8 vs. Atl	L.Guion interception . . . . .	Reversed, incomplete pass
12/28 vs. Det	A.Rodgers 1 run, touchdown . . . . .	Upheld
12/28 vs. Det	J.Bell 3 run, two-point conversion successful . . . . .	Reversed, conversion failed

## 2014 POSTSEASON REPLAY CHALLENGES

### PACKERS (1/1)

Date, Opp.	Initial Ruling	Ruling
1/11 vs. Dal	T.Romo 31 pass to D.Bryant, first down . . . . .	Reversed

### OPPONENTS (0/0)

Date, Opp.	Initial Ruling	Ruling
------------	----------------	--------

### REPLAY ASSISTANT (3/4)

*Last two minutes of the half, overtime, turnovers and scoring plays*

Date, Opp.	Initial Ruling	Ruling
1/11 vs. Dal	T.Romo 8 pass to J.Witten, first down . . . . .	Reversed
1/11 vs. Dal	A.Rodgers 12 pass to R.Cobb, first down . . . . .	Upheld
1/18 at Sea	J.Kuhn 1 run, touchdown . . . . .	Reversed
1/18 at Sea	R.Wilson 35 pass to M.Lynch, touchdown . . . . .	Reversed, out of bounds at 9-yard line

## 2014 PENALTIES ACCEPTED (92)

### OFFENSE (43)

**Delay of Game (4)** — A.Rodgers at NO (Oct. 26), A.Rodgers vs. NE (Nov. 30), A.Rodgers vs. Atl (Dec. 8), A.Rodgers at TB (Dec. 21), A.Rodgers vs. Det (Dec. 28), T.Masthay vs. Det (Dec. 28)

**False Start (11)** — J.Sitton at Det (Sept. 21), B.Bulaga vs. Min (Oct. 2), J.Starks vs. Car (Oct. 19), D.Sherrod vs. Car (Oct. 19), D.Bakhtiari at NO (Oct. 26), D.Adams at NO (Oct. 26), B.Bulaga at Min (Nov. 23), A.Quarless vs. Atl (Dec. 8), B.Bulaga at Buf (Dec. 14), J.Kuhn at Buf (Dec. 14), C.Linsley vs. Det (Dec. 28)

**Holding (18)** — D.Bakhtiari at Sea (Sept. 4), T.Lang at Sea (Sept. 4), C.Linsley (2) at Chi (Sept. 28), A.Quarless at Chi (Sept. 28), D.Bakhtiari at Chi (Sept. 28), J.Kuhn vs. Min (Oct. 2), D.Bakhtiari at NO (Oct. 26), B.Bulaga vs. Chi (Nov. 9), L.Taylor vs. Phi (Nov. 16), J.Nelson at Min (Nov. 23), D.Bakhtiari at Min (Nov. 23), B.Bulaga vs. NE (Nov. 30), T.Lang vs. Atl (Dec. 8), D.Bakhtiari at Buf (Dec. 14), J.Sitton at Buf (Dec. 14), C.Linsley at TB (Dec. 21), D.Bakhtiari vs. Det (Dec. 28)

**Illegal Block Above the Waist (1)** — D.Adams at Min (Nov. 23)

**Illegal Formation (1)** — J.Tretter at TB (Dec. 21)

**Illegal Use of Hands (1)** — J.Sitton at NO (Oct. 26)

**Intentional Grounding (2)** — A.Rodgers at Mia (Oct. 12), A.Rodgers vs. Phi (Nov. 16)

**Pass Interference (1)** — D.Adams at NO (Oct. 26)

**Personal Foul (1)** — J.Tretter vs. Phi (Nov. 16)

**Unsportsmanlike Conduct (1)** — D.Bakhtiari at Sea (Sept. 4)

### DEFENSE (36)

**Face Mask (2)** — C.Hayward at Sea (Sept. 4), M.Hyde vs. Atl (Dec. 8)

**Holding (4)** — B.Jones at Sea (Sept. 4), T.Williams at Det (Sept. 21), D.House vs. Chi (Nov. 9), M.Hyde at Min (Nov. 23)

**Illegal Contact (4)** — B.Jones at Sea (Sept. 4), D.House vs. Car (Oct. 19), M.Hyde at NO (Oct. 26), T.Williams vs. NE (Nov. 30)

**Illegal Substitution (1)** — Team at Chi (Sept. 28)

**Illegal Use of Hands (5)** — M.Daniels vs. NYJ (Sept. 14), J.Peppers at Chi (Sept. 28), M.Daniels vs. Min (Oct. 2), B.Jones at Mia (Oct. 12), N.Perry vs. Chi (Nov. 9)

**Neutral Zone Infraction (3)** — M.Neal at Min (Nov. 23), M.Daniels vs. NE (Nov. 30), S.Barrington at Buf (Dec. 14)

**Offside (5)** — J.Peppers at Sea (Sept. 4), L.Guion vs. Min (Oct. 2), L.Robinson vs. Min (Oct. 2), L.Guion vs. Atl (Dec. 8), J.Boyd at Buf (Dec. 14)

**Pass Interference (5)** — T.Williams at Det (Sept. 21), H.Clinton-Dix at Chi (Sept. 28), D.House at Mia (Oct. 12), T.Williams vs. Car (Oct. 19), D.House at NO (Oct. 26)

**Roughing the Passer (2)** — M.Neal at Min (Nov. 23), B.Jones vs. Det (Dec. 28)

**Unnecessary Roughness (4)** — S.Shields at Chi (Sept. 28), H.Clinton-Dix vs. Chi (Nov. 9), C.Matthews vs. Chi (Nov. 9), S.Barrington at Buf (Dec. 14)

**Unsportsmanlike Conduct (1)** — C.Matthews vs. Car (Oct. 19)

### SPECIAL TEAMS (12)

**False Start (2)** — B.Bostick at Det (Sept. 21), J.Peppers at Mia (Oct. 12)

**Holding (5)** — B.Bostick at Det (Sept. 21), D.Jones at Chi (Sept. 28), S.Richardson at Buf (Dec. 14), S.Shields at TB (Dec. 21), C.Banjo at TB (Dec. 21)

**Illegal Formation (1)** — B.Bostick at Buf (Dec. 14)

**Interference with Opportunity to Catch (1)** — D.Goodson at Min (Nov. 23)

**Running Into the Kicker (1)** — M.Daniels at Sea (Sept. 4)

**Taunting (1)** — J.Bush vs. NYJ (Sept. 14)

**Unsportsmanlike Conduct (1)** — M.Hyde and C.Hayward vs. Phi (Nov. 16)

### MISCELLANEOUS (1)

**Unsportsmanlike Conduct (1)** — Bench vs. NYJ (Sept. 14)

## 2014 POSTSEASON PENALTIES ACCEPTED (15)

### OFFENSE (7)

**Delay of Game (1)** — R.Cobb vs. Dal (Jan. 11)

**False Start (5)** — A.Quarless (2) vs. Dal (Jan. 11), B.Bulaga (2) at Sea (Jan. 18), R.Cobb at Sea (Jan. 18)

**Unnecessary Roughness (1)** — T.Lang vs. Dal (Jan. 11)

### DEFENSE (6)

**Holding (1)** — B.Jones vs. Dal (Jan. 11)

**Illegal Blindside Block (1)** — C.Matthews at Sea (Jan. 18)

**Pass Interference (2)** — T.Williams (2) vs. Dal (Jan. 11)

**Offside (1)** — C.Matthews vs. Dal (Jan. 11)

**Taunting (1)** — M.Daniels at Sea (Jan. 18)

### SPECIAL TEAMS (2)

**Offensive Holding (1)** — B.Jones vs. Dal (Jan. 11)

**Offside (1)** — D.House vs. Dal (Jan. 11)

# WEEKLY INDIVIDUAL STATISTICAL LEADERS

## PACKERS WEEKLY LEADERS

			Scoring	Passing	Carries	Rush Yards	Receptions	Receiving Yards	Tackles (Solo)	Sacks
9/4	at	Seattle:	2 tied with 6	A.Rodgers 189	E.Lacy 12	J.Starks 37	J.Nelson 9	J.Nelson 83	2 tied with 8	H.Clinton-Dix 1
9/14		N.Y. Jets:	R.Cobb 14	A.Rodgers 346	E.Lacy 13	E.Lacy 43	J.Nelson 9	J.Nelson 209	M.Burnett 10 (8)	2 tied with 1
9/21	at	Detroit:	A.Quarless 6	A.Rodgers 162	E.Lacy 11	J.Starks 38	J.Nelson 5	J.Nelson 59	J.Lattimore 11 (8)	2 tied with 1
9/28	at	Chicago:	2 tied with 12	A.Rodgers 302	E.Lacy 17	E.Lacy 48	J.Nelson 10	R.Cobb 113	2 tied with 13	D.Jones 1
10/2		Minnesota:	E.Lacy 12	A.Rodgers 156	E.Lacy 13	E.Lacy 105	2 tied with 3	J.Nelson 66	M.Burnett 11 (10)	N.Perry 2
10/12	at	Miami:	M.Crosby 9	A.Rodgers 264	E.Lacy 14	E.Lacy 40	J.Nelson 9	J.Nelson 107	H.Clinton-Dix 9 (8)	M.Neal 1
10/19		Carolina:	A.Lacy 8	A.Rodgers 255	E.Lacy 12	E.Lacy 63	R.Cobb 6	R.Cobb 121	H.Clinton-Dix 9 (8)	J.Peppers 1.5
10/26	at	New Orleans:	M.Crosby 11	A.Rodgers 418	E.Lacy 13	E.Lacy 59	E.Lacy 8	R.Cobb 126	S.Barrington 10 (6)	2 tied with 1
11/9		Chicago:	M.Crosby 13	A.Rodgers 315	E.Lacy 14	D.Harris 52	J.Nelson 6	J.Nelson 152	C.Matthews 10 (9)	4 tied with 1
11/16		Philadelphia:	E.Lacy 12	A.Rodgers 341	E.Lacy 10	E.Lacy 69	R.Cobb 10	R.Cobb 129	M.Burnett 9 (8)	3 tied with 1
11/23	at	Minnesota:	E.Lacy 12	A.Rodgers 209	E.Lacy 25	E.Lacy 125	J.Nelson 8	J.Nelson 68	M.Burnett 9 (8)	2 tied with 1
11/30		New England:	M.Crosby 14	A.Rodgers 368	E.Lacy 21	E.Lacy 98	R.Cobb 7	D.Adams 121	T.Williams 9 (8)	2 tied with 0.5
12/8		Atlanta:	M.Crosby 13	A.Rodgers 327	E.Lacy 13	J.Starks 75	J.Nelson 8	J.Nelson 146	S.Barrington 10 (5)	C.Matthews 1
12/14	at	Buffalo:	M.Crosby 7	A.Rodgers 185	E.Lacy 15	E.Lacy 97	R.Cobb 7	R.Cobb 96	M.Burnett 12 (6)	C.Matthews 2
12/21	at	Tampa Bay:	M.Crosby 8	A.Rodgers 318	E.Lacy 17	E.Lacy 99	R.Cobb 11	R.Cobb 131	M.Burnett 10 (9)	C.Matthews 2.5
12/28		Detroit:	R.Cobb 12	A.Rodgers 226	E.Lacy 26	E.Lacy 100	J.Nelson 6	J.Nelson 86	S.Barrington 11 (6)	2 tied with 1

## PACKERS WEEKLY LEADERS - POSTSEASON

			Scoring	Passing	Carries	Rush Yards	Receptions	Receiving Yards	Tackles (Solo)	Sacks
1/11		Dallas:	M.Crosby 8	A.Rodgers 316	E.Lacy 19	E.Lacy 101	R.Cobb 8	D.Adams 117	4 tied with 6	N.Perry 1.5
1/18	at	Seattle:	M.Crosby 16	A.Rodgers 178	E.Lacy 21	E.Lacy 73	R.Cobb 7	J.Nelson 71	2 tied with 9	M.Burnett 2

## OPPONENTS WEEKLY LEADERS

			Scoring	Passing	Carries	Rush Yards	Receptions	Receiving Yards	Tackles (Solo)	Sacks
9/4	at	Seattle:	M.Lynch 12	R.Wilson 191	M.Lynch 20	M.Lynch 110	P.Harvin 7	P.Harvin 59	B.Wagner 14 (6)	3 tied with 1
9/14		N.Y. Jets:	4 tied with 6	G.Smith 176	C.Ivory 13	C.Ivory 43	E.Decker 4	E.Decker 63	D.Harris 7 (4)	D.Davis 2
9/21	at	Detroit:	2 tied with 6	M.Stafford 246	J.Bell 15	R.Bush 61	2 tied with 6	C.Johnson 82	D.Levy 10 (9)	2 tied with 1
9/28	at	Chicago:	2 tied with 6	J.Cutler 256	M.Forte 23	M.Forte 122	M.Bennett 9	M.Bennett 134	R.Mundy 8	E.Ferguson 1
10/2		Minnesota:	C.Ponder 6	C.Ponder 222	M.Asiata 15	M.Asiata 72	A.Thielen 4	A.Thielen 57	R.Blanton 8 (3)	2 tied with 1
10/12	at	Miami:	4 tied with 6	R.Tannehill 244	L.Miller 14	L.Miller 53	J.Landry 6	J.Landry 75	R.Jones 9 (9)	2 tied with 1.5
10/19		Carolina:	2 tied with 6	C.Newton 205	J.Stewart 13	J.Stewart 50	G.Olsen 8	G.Olsen 105	L.Kuechly 8 (7)	2 tied with 1
10/26	at	New Orleans:	B.Cooks 12	D.Brees 311	M.Ingram 24	M.Ingram 172	B.Cooks 6	B.Cooks 94	K.Vaccaro 10 (8)	2 tied with 2
11/9		Chicago:	2 tied with 6	J.Cutler 272	M.Forte 17	M.Forte 54	B.Marshall 8	B.Marshall 112	R.Mundy 11 (9)	None
11/16		Philadelphia:	C.Parkey 8	M.Sanchez 346	L.McCoy 23	L.McCoy 88	J.Maclin 9	J.Matthews 107	C.Williams 7 (7)	V.Curry 1
11/23	at	Minnesota:	B.Walsh 7	T.Bridgewater 210	J.McKinnon 15	J.McKinnon 54	G.Jennings 4	Ch.Johnson 52	2 tied with 10	B.Robison 1
11/30		New England:	B.LaFell 12	T.Brady 245	L.Blount 10	L.Blount 58	2 tied with 7	R.Gronkowski 98	J.Collins 13 (7)	3 tied with 1
12/8		Atlanta:	M.Bryant 7	M.Ryan 375	S.Jackson 16	S.Jackson 50	J.Jones 11	J.Jones 259	D.Lowery 13(11)	K.Biermann 1
12/14	at	Buffalo:	D.Carpenter 13	K.Orton 158	F.Jackson 20	F.Jackson 71	F.Jackson 3	B.Brown 40	A.Williams 9 (5)	M.Williams 1
12/21	at	Tampa Bay:	P.Murray 3	J.McCown 147	D.Martin 10	D.Martin 17	M.Evans 4	V.Jackson 60	B.McDougald 9 (8)	M.Johnson 1
12/28		Detroit:	C.Johnson 12	M.Stafford 217	J.Bell 13	J.Bell 60	T.Riddick 5	G.Tate 45	D.Levy 10 (8)	J.Jones 1

## OPPONENTS WEEKLY LEADERS - POSTSEASON

			Scoring	Passing	Carries	Rush Yards	Receptions	Receiving Yards	Tackles (Solo)	Sacks
1/11		Dallas:	3 tied with 6	T.Romo 191	D.Murray 25	D.Murray 123	J.Witten 6	J.Witten 71	B.Carter 9 (6)	2 tied with 1
1/18	at	Seattle:	4 tied with 6	R.Wilson 209	M.Lynch 25	M.Lynch 157	D.Baldwin 6	D.Baldwin 106	B.Wagner 10 (2)	C.Avril 1



# TURNOVER STATISTICS AND NOTES

## TAKEAWAY ANALYSIS

	Packers Take Aways			Packers Give Aways			Diff		NFC Rank		NFL Rank	
	Int	Fum	Tot	Int	Fum	Tot						
Sea	0	1	1	1	0	1	0	0	6t		16t	
NYJ	1	0	1	0	1	1	0	0	4t		14t	
Det	2	1	3	0	1	1	2	2	3t		8t	
Chi	2	0	2	0	0	0	2	4	1t		5t	
MIN	2	1	3	1	0	1	2	6	1		1t	
Mia	2	1	3	0	0	0	3	9	1		1t	
CAR	1	0	1	0	0	0	1	10	1		1	
NO	0	1	1	2	1	3	-2	8	2		3	
BYE	-	-	-	-	-	-	-	8	2		3	
CHI	2	1	3	0	1	1	2	10	2		3	
PHI	2	2	4	0	0	0	4	14	1		1	
Min	1	0	1	0	0	0	1	15	1		1	
NE	0	0	0	0	0	0	0	15	1		1	
ATL	1	0	1	0	0	0	1	16	1		1	
Buf	1	0	1	2	0	0	-1	15	1		1	
TB	1	0	1	0	1	1	0	0	1		1	
DET	0	1	1	0	2	2	-1	14	1		1	
Total	18	9	27	6	7	13	14	14	1		1	
DAL	0	1	1	0	1	1	0	0	3t		6t	
SEA	4	1	5	2	0	2	3	3	1		1t	
Total	4	2	6	2	1	3	3	3	1		1t	

HOME GAMES UPPERCASED IN BOLD

### Regular-Season Takeaway Breakdown

	Packers	Opponent
Total	27	13
Interceptions	18	6
Fumble Rec.	8	6
Muffed Punt Rec.	1	1
Points off Turnovers	110	44
Touchdowns	15	5
Field Goals	2	3
Didn't attempt score	0	0

### REGULAR-SEASON TOUCHDOWN RETURNS

**Packers (4):** J.Peppers 49-yard interception return vs. Min, Oct. 2; C.Hayward 82-yard interception return vs. Chi, Nov. 9; J.Peppers 52-yard interception return vs. Phil, Nov. 16; C.Hayward 49-yard fumble return vs. Phil, Nov. 16

**Opponent (1):** D.Carey 40-yard fumble return at Det. Sept. 21

### Postseason Takeaway Breakdown

	Packers	Opponent
Total	6	3
Interceptions	4	2
Fumble Rec.	2	1
Muffed Punt Rec.	0	0
Points off Turnovers	9	7
Touchdowns	0	1
Field Goals	3	0
Didn't attempt score	0	0

### POSTSEASON TOUCHDOWN RETURNS

**Packers (0):**

**Opponent (0):**

## 2014 RECORD WHEN...

When...	Record	Postseason
+4 turnover margin	1-0	0-0
+3 turnover margin	1-0	0-1
+2 turnover margin	3-1	0-0
+1 turnover margin	3-0	0-0
even turnover margin	3-1	1-0
-1 turnover margin	1-1	0-0
-2 turnover margin	0-1	0-0
-3 turnover margin	0-0	0-0
-4 turnover margin	0-0	0-0
recording 0 takeaways	1-0	0-0
recording 1 takeaway	6-3	1-0
recording 2 takeaways	1-0	0-0
recording 3 takeaways	3-1	0-0
recording 4 takeaways	1-0	0-0
recording 5 takeaways	0-0	0-1
recording 0 giveaways	7-0	0-0
recording 1 giveaway	4-2	1-0
recording 2 giveaways	1-1	0-1
recording 3 giveaways	0-1	0-0
recording 4 giveaways	0-0	0-0
recording 5 giveaways	0-0	0-0
recording 0 interceptions	2-2	1-0
recording 1 interception	5-1	0-0
recording 2 interceptions	5-1	0-0
recording 3 interceptions	0-0	0-0
recording 4 interceptions	0-0	0-1
surrendering 0 interceptions	11-1	1-0
surrendering 1 interception	1-1	0-0
surrendering 2 interceptions	0-2	0-1
surrendering 3 interceptions	0-0	0-0
recovering 0 fumbles	7-1	0-0
recovering 1 fumble	4-3	1-1
recovering 2 fumbles	1-0	0-0
recovering 3 fumbles	0-0	0-0
losing 0 fumbles	8-2	0-1
losing 1 fumble	3-2	1-0
losing 2 fumbles	1-0	0-0
losing 3 fumbles	0-0	0-0

## TAKEAWAY SUMMARY (27)

9/4	at	Seattle:	H.Clinton-Dix (muffed punt)
9/14		N.Y. Jets:	T.Williams (interception)
9/21	at	Detroit:	H.Clinton-Dix (interception), D.House (interception), J.Peppers (fumble)
9/28	at	Chicago:	C.Matthews (interception), S.Shields (interception)
10/2		Minnesota:	C.Hayward (fumble), J.Lattimore (interception), J.Peppers (interception)
10/12	at	Miami:	C.Hayward (interception), J.Peppers (fumble), S.Shields (interception)
10/19		Carolina:	C.Hayward (interception)
10/26	at	New Orleans:	T.Williams (fumble)
11/9		Chicago:	M.Hyde (interception), J.Peppers (fumble), C.Hayward (interception)
11/16		Philadelphia:	C.Hayward (fumble), J.Peppers (interception), N.Perry (fumble), T.Williams (interception)
11/23	at	Minnesota:	M.Hyde (interception)
11/30		New England:	None
12/8		Atlanta:	M.Burnett (interception)
12/14	at	Buffalo:	T.Williams (interception)
12/21	at	Tampa Bay:	D.Jones (interception)
12/28		Detroit:	M.Burnett (fumble)

**SEASON TOTALS:** C.Hayward 5 (three interceptions, two fumble recoveries), J.Peppers 5 (three fumble recoveries, two interceptions),

T.Williams 4 (three interceptions, fumble recovery), M.Burnett 2 (interception, fumble recovery), H.Clinton-Dix 2 (muffed punt, interception), M.Hyde 2 (two interceptions), S.Shields 2 (two interceptions), D.House 1 (interception), D.Jones 1 (interception), J.Lattimore 1 (interception), C.Matthews 1 (interception), N.Perry 1 (fumble recovery)

1/11 Dallas: D.Jones (fumble)

1/18 Seattle: H.Clinton-Dix (two interceptions), M.Burnett (fumble recovery, interception), S.Shields (interception)

**POSTSEASON TOTALS:** M.Burnett 2 (fumble recovery, interception), H.Clinton-Dix 2 (two interceptions), D.Jones 1 (fumble recovery),

S.Shields 1 (interception)

Note: Only fumbles lost are credited. Fumbles in which the team maintained possession are not included.

## GIVEAWAY SUMMARY (13)

9/4	at	Seattle:	A.Rodgers (interception)
9/14		N.Y. Jets:	A.Rodgers (fumble)
9/21	at	Detroit:	E.Lacy (fumble)
9/28	at	Chicago:	None
10/2		Minnesota:	M.Flynn (interception)
10/12	at	Miami:	None
10/19		Carolina:	None
10/26	at	New Orleans:	A.Rodgers (two interceptions), M.Flynn (fumble)
11/9		Chicago:	R.Cobb (fumble)
11/16		Philadelphia:	None
11/23	at	Minnesota:	None
11/30		New England:	None
12/8		Atlanta:	None
12/14	at	Buffalo:	A.Rodgers (two interceptions)
12/21	at	Tampa Bay:	A.Rodgers (fumble)
12/28		Detroit:	E.Lacy (fumble), R.Cobb (muffed kickoff)

**SEASON TOTALS:** A.Rodgers 7 (five interceptions, two fumbles), R.Cobb 2 (fumble, muffed kickoff), M.Flynn 2 (interception, fumble),

E.Lacy 2 (two fumbles)

1/11 Dallas: A.Rodgers (fumble)

1/18 Seattle: A.Rodgers (two interceptions)

**POSTSEASON TOTALS:** A.Rodgers 3 (two interceptions, fumble)

Note: Only fumbles lost are credited. Fumbles in which the team maintained possession are not included.

## TAKEAWAY POINTS

### Packers Regular Season (110)

Date	Opp.	Turnover	Result	Points
9/4	at Sea	Muffed Punt	TD	7
9/14	vs. NYJ	Interception	TD	7
9/21	at Det	Interception	TD	7
9/28	at Chi	Interception	TD	7
9/28	at Chi	Interception	TD	7
9/28	at Chi	Interception	TD	7
10/2	vs. Min	Interception	TD	7
10/2	vs. Min	Interception	TD	7
10/12	at Mia	Interception	FG	3
10/19	vs. Car	Interception	FG	3
11/9	vs. Chi	Interception	TD	7
11/9	vs. Chi	Fumble	TD	7
11/9	vs. Chi	Interception	TD	7
11/16	vs. Phi	Interception	TD	6
11/16	vs. Phi	Fumble	TD	7
11/23	at Min	Interception	TD	7
12/8	vs. Atl	Interception	TD	7
12/28	vs. Det	Fumble	TD	7

### Postseason (9)

Date	Opp.	Turnover	Result	Points
1/11	vs. Dal	Fumble	FG	3
1/18	at Sea	Interception	FG	3
1/18	at Sea	Fumble	FG	3

### Opponent Regular Season (44)

Date	Opp.	Turnover	Result	Points
9/4	at Sea	Interception	FG	3
9/14	vs. NYJ	Fumble	TD	7
9/21	at Det	Fumble	TD	7
10/2	vs. Min	Interception	FG	3
10/26	at NO	Interception	TD	7
10/26	at NO	Interception	TD	7
12/14	at Buf	Interception	FG	3
12/28	vs. Det	Fumble	TD	7

### Postseason (7)

Date	Opp.	Turnover	Result	Points
1/11	vs. Dal	Fumble	TD	7

# REGULAR-SEASON PLAYER PARTICIPATION

NFL WEEK	1	2	3	4	5	6	7	8	10	11	12	13	14	15	16	17	— Season Totals —			
Player	at SEA	NYJ	at DET	at CHI	MIN	at MIA	CAR	at NO	CHI	PHI	at MIN	NE	ATL	at BUF	at TB	DET	GP	GS	DNP	INA
Abbrederis, Jared	IR	IR	IR	IR	IR	IR	IR	IR	IR	IR	IR	IR	IR	IR	IR	IR	0	0	0	0
Adams, Aaron	IR	IR	IR	IR	IR	IR	IR	IR	IR	IR	IR	IR	IR	IR	IR	IR	0	0	0	0
Adams, Davante	SUB	SUB	SUB	SUB	3WR	3WR	3WR	3WR	SUB	3WR	3WR	3WR	3WR	3WR	3WR	3WR	16	11	0	0
Allen, Josh	PS	PS	PS	-	-	-	-	-	-	-	-	-	-	-	-	-	0	0	0	0
Ariguzo, Ike	-	-	-	-	-	-	PS	PS	-	-	-	-	-	-	-	-	0	0	0	0
Bakhtiari, David	LT	LT	LT	LT	LT	LT	LT	LT	LT	LT	LT	LT	LT	LT	LT	LT	16	16	0	0
Banjo, Chris	PS	PS	PS	PS	PS	PS	PS	PS	PS	PS	PS	PS	PS	SUB	SUB	SUB	3	0	0	0
Barclay, Don	IR	IR	IR	IR	IR	IR	IR	IR	IR	IR	IR	IR	IR	IR	IR	IR	0	0	0	0
Barrington, Sam	SUB	SUB	SUB	SUB	INA	INA	MLB	MLB	SUB	SUB	SUB	BLB	BLB	MLB	MLB	BLB	14	7	0	2
Bostick, Brandon	INA	SUB	SUB	SUB	SUB	SUB	SUB	SUB	SUB	INA	INA	SUB	SUB	SUB	SUB	SUB	13	0	0	3
Boyd, Josh	SUB	SUB	SUB	SUB	INA	INA	LDE	SUB	SUB	SUB	LDE	SUB	SUB	LDE	LDE	SUB	15	4	0	1
Boykin, Jarrett	3WR	3WR	3WR	INA	INA	INA	SUB	SUB	SUB	SUB	SUB	SUB	SUB	SUB	SUB	SUB	13	3	0	3
Bradford, Carl	INA	INA	INA	INA	INA	INA	INA	INA	INA	INA	INA	INA	INA	INA	INA	INA	0	0	0	16
Bulaga, Bryan	RT	INA	RT	RT	RT	RT	RT	RT	RT	RT	RT	RT	RT	RT	RT	RT	15	15	0	1
Burnett, Morgan	SS	SS	SS	SS	SS	SS	SS	INA	SS	SS	SS	SS	SS	SS	SS	SS	15	15	0	1
Bush, Jarrett	SUB	SUB	SUB	SUB	SUB	SUB	SUB	SUB	SUB	SUB	INA	SUB	SUB	SUB	SUB	SUB	15	0	0	1
Clinton-Dix, Ha Ha	SUB	SUB	SUB	SUB	SUB	SUB	FS	SS	FS	FS	FS	FS	FS	FS	FS	FS	16	10	0	0
Cobb, Randall	WR	WR	WR	WR	WR	WR	WR	WR	WR	WR	WR	WR	WR	WR	WR	WR	16	16	0	0
Crosby, Mason	SUB	SUB	SUB	SUB	SUB	SUB	SUB	SUB	SUB	SUB	SUB	SUB	SUB	SUB	SUB	SUB	16	0	0	0
Daniels, Mike	RDE	DT	RDE	RDE	RDE	RDE	RDE	RDE	RDE	RDE	RDE	RDE	RDE	RDE	RDE	RDE	16	16	0	0
Dorsey, Kevin	PS	PS	PS	PS	PS	SUB	SUB	SUB	SUB	IR	IR	IR	IR	IR	IR	IR	3	0	0	0
Elliott, Jayrone	INA	INA	SUB	SUB	SUB	SUB	SUB	SUB	SUB	INA	SUB	SUB	SUB	SUB	SUB	SUB	13	0	0	3
Fanor, Jean	-	-	-	-	-	-	-	-	-	-	-	-	-	PS	PS	PS	0	0	0	0
Flynn, Matt	DNP	DNP	DNP	DNP	SUB	DNP	SUB	SUB	SUB	SUB	DNP	DNP	DNP	DNP	SUB	SUB	7	0	9	0
Gaston, Bruce	-	-	-	-	-	-	-	-	-	-	-	-	-	INA	INA	INA	0	0	0	4
Gerhart, Garth	DNP	DNP	DNP	INA	INA	INA	INA	INA	SUB	SUB	INA	INA	INA	INA	INA	INA	2	0	3	11
Gillett, Alex	-	-	-	-	-	PS	PS	PS	-	PS	PS	PS	PS	PS	PS	PS	0	0	0	0
Glover-Wright, Tay	-	-	-	-	-	PS	PS	PS	PS	PS	PS	PS	PS	PS	PS	PS	0	0	0	0
Goode, Brett	SUB	SUB	SUB	SUB	SUB	SUB	SUB	SUB	SUB	SUB	SUB	SUB	SUB	SUB	SUB	SUB	16	0	0	0
Goodson, Demetri	INA	INA	INA	INA	INA	INA	INA	INA	INA	INA	SUB	INA	SUB	SUB	SUB	SUB	6	0	0	10
Guion, Letroy	NT	DT	NT	NT	NT	NT	NT	NT	NT	NT	NT	NT	NT	NT	NT	NT	16	16	0	0
Harris, DuJuan	SUB	SUB	SUB	SUB	SUB	SUB	SUB	SUB	SUB	SUB	SUB	SUB	SUB	SUB	SUB	INA	15	0	0	1
Hawk, A.J.	BLB	MLB	BLB	BLB	BLB	BLB	BLB	BLB	BLB	BLB	BLB	SUB	SUB	BLB	BLB	SUB	16	13	0	0
Hayward, Casey	SUB	SUB	SUB	SUB	SUB	SUB	SUB	3CB	SUB	SUB	SUB	SUB	SUB	SUB	SUB	SUB	16	1	0	0
Hill, Michael	PS	PS	PS	PS	PS	PS	PS	PS	-	-	-	-	-	-	-	-	0	0	0	0
House, Davon	SUB	SUB	SUB	3CB	SUB	3CB	RCB	RCB	SUB	SUB	SUB	SUB	SUB	INA	INA	INA	13	4	0	3
Hubbard, Adrian	PS	PS	PS	PS	PS	PS	PS	PS	PS	PS	PS	PS	PS	PS	PS	PS	0	0	0	0
Hyde, Micah	FS	FS	FS	FS	FS	FS	SUB	FS	3CB	3CB	SUB	3CB	3CB	SUB	SUB	3CB	16	12	0	0
Janis, Jeff	INA	INA	INA	SUB	SUB	SUB	INA	INA	INA	INA	INA	INA	INA	INA	INA	INA	3	0	0	13
Johnson, Rishaw	-	-	-	-	-	-	-	-	-	-	PS	-	-	-	-	-	0	0	0	0
Jones, Brad	MLB	INA	INA	INA	SUB	SUB	SUB	SUB	SUB	SUB	SUB	SUB	SUB	SUB	SUB	SUB	13	1	0	3
Jones, Datone	LDE	SUB	LDE	SUB	LDE	INA	INA	INA	SUB	SUB	SUB	SUB	SUB	SUB	SUB	SUB	13	3	0	3
Kruger, Joe	-	-	-	-	-	PS	PS	PS	-	-	-	-	-	-	-	-	0	0	0	0
Kuhn, John	SUB	SUB	SUB	SUB	SUB	SUB	SUB	SUB	SUB	SUB	FB	SUB	FB	SUB	SUB	SUB	16	2	0	0
Lacy, Eddie	RB	RB	RB	RB	RB	RB	RB	RB	RB	RB	RB	RB	RB	RB	RB	RB	16	16	0	0
Lang, T.J.	RG	RG	RG	RG	RG	RG	RG	RG	RG	RG	RG	RG	RG	RG	RG	RG	16	16	0	0
Lattimore, Jamari	SUB	LOLB	MLB	MLB	MLB	MLB	SUB	SUB	INA	SUB	SUB	SUB	INA	IR	IR	IR	11	5	0	2
Linsley, Corey	C	C	C	C	C	C	C	C	C	C	C	C	C	C	C	C	16	16	0	0
Masthay, Tim	SUB	SUB	SUB	SUB	SUB	SUB	SUB	SUB	SUB	SUB	SUB	SUB	SUB	SUB	SUB	SUB	16	0	0	0
Matthews, Clay	LOLB	ROLB	LOLB	ROLB	LOLB	ROLB	LOLB	ROLB	MLB	MLB	MLB	MLB	MLB	ROLB	ROLB	MLB	16	16	0	0
McCray, Jordan	-	-	-	-	-	PS	-	-	PS	-	-	-	-	-	-	-	0	0	0	0
Meredith, Jamon	-	-	-	-	-	-	-	-	INA	-	-	-	-	-	-	-	0	0	0	1
Mulumba, Andy	SUB	SUB	IR	IR	IR	IR	IR	IR	IR	IR	IR	IR	IR	IR	IR	IR	2	0	0	0
Neal, Mike	SUB	RDE	SUB	SUB	SUB	SUB	SUB	SUB	SUB	SUB	LOLB	ROLB	SUB	SUB	SUB	SUB	16	3	0	0
Neal, Rajion	-	-	-	-	-	-	-	-	PS	PS	PS	PS	PS	PS	PS	PS	0	0	0	0
Nelson, Jordy	WR	WR	WR	WR	WR	WR	WR	WR	WR	WR	WR	WR	WR	WR	WR	WR	16	16	0	0
Palmer, Nate	IR	IR	IR	IR	IR	IR	IR	IR	IR	IR	IR	IR	IR	IR	IR	IR	0	0	0	0
Pennel, Mike	INA	DNP	INA	SUB	SUB	SUB	SUB	SUB	SUB	SUB	SUB	SUB	SUB	SUB	SUB	SUB	13	0	1	2
Peppers, Julius	ROLB	LDE	ROLB	LOLB	ROLB	LOLB	ROLB	LOLB	LOLB	LOLB	ROLB	LOLB	LOLB	LOLB	LOLB	LOLB	16	16	0	0
Perillo, Justin	PS	PS	PS	PS	PS	PS	PS	PS	PS	SUB	SUB	INA	INA	INA	INA	INA	2	0	0	5
Perry, Nick	SUB	SUB	SUB	SUB	SUB	SUB	SUB	SUB	ROLB	ROLB	INA	SUB	ROLB	SUB	SUB	ROLB	15	4	0	1
Quarless, Andrew	SUB	SUB	SUB	2TE	TE	TE	TE	TE	TE	TE	SUB	TE	TE	TE	TE	TE	16	11	0	0
Raji, B.J.	IR	IR	IR	IR	IR	IR	IR	IR	IR	IR	IR	IR	IR	IR	IR	IR	0	0	0	0
Renfrow, Justin	-	-	-	-	-	-	-	-	-	-	-	PS	PS	PS	PS	PS	0	0	0	0
Richardson, Sean	SUB	SUB	SUB	SUB	SUB	SUB	SUB	SUB	SUB	SUB	SUB	SUB	SUB	SUB	SUB	SUB	16	0	0	0
Robinson, Luther	PS	PS	PS	PS	SUB	SUB	SUB	SUB	INA	INA	SUB	INA	IR	IR	IR	IR	5	0	0	3
Rodgers, Aaron	QB	QB	QB	QB	QB	QB	QB	QB	QB	QB	QB	QB	QB	QB	QB	QB	16	16	0	0
Rodgers, Richard	TE	TE	TE	TE	SUB	SUB	SUB	SUB	2TE	SUB	SUB	SUB	SUB	SUB	SUB	SUB	16	5	0	0
Rolle, Jumal	PS	PS	PS	PS	-	-	-	-	-	-	-	-	-	-	-	-	0	0	0	0
Sherrrod, Derek	SUB	RT	SUB	SUB	SUB	SUB	SUB	SUB	-	-	-	-	-	-	-	-	8	1	0	0
Shields, Sam	RCB	RCB	RCB	RCB	RCB	RCB	INA	INA	RCB	RCB	RCB	RCB	RCB	RCB	RCB	RCB	14	14	0	2
Sitton, Josh	LG	LG	LG	LG	LG	LG	LG	LG	LG	LG	LG	LG	LG	LG	LG	LG	16	16	0	0
Starks, James	SUB	SUB	SUB	SUB	SUB	SUB	SUB	SUB	SUB	SUB	SUB	SUB	SUB	SUB	SUB	SUB	16	0	0	0
Taylor, Lane	SUB	SUB	SUB	SUB	SUB	SUB	SUB	SUB	SUB	SUB	SUB	SUB	SUB	SUB	SUB	SUB	16	0	0	0
Taylor, Ryan	SUB	SUB	SUB	SUB	SUB	-	-	-	-	-	-	-	-	-	-	-	5	0	0	0
Thomas, Joe	-	-	-	-	-	-	-	-	PS	PS	PS	PS	PS	PS	PS	PS	0	0	0	0
Thornton, Khyri	IR	IR	IR	IR	IR	IR	IR	IR	IR	IR	IR	IR	IR	IR	IR	IR	0	0	0	0
Tolzien, Scott	INA	INA	INA	INA	INA	INA	INA	INA	INA	INA	INA	INA	INA	INA	INA	DNP	0	0	1	15
Tretter, JC	IR-DFR	IR-DFR	IR-DFR	IR-DFR	IR-DFR	IR-DFR	IR-DFR	IR-DFR	SUB	SUB	SUB	SUB	SUB	SUB	SUB	SUB	8	0	0	0
Vujnovich, Jeremy	PS	PS	PS	PS	PS	PS	PS	PS	PS	PS	PS	PS	PS	PS	PS	PS	0	0	0	0
Walker, Josh	-	-	-	PS	PS	PS	PS	PS	PS	PS	PS	PS	PS	PS	PS	PS	0	0	0	0
White, Myles	PS	PS	PS	PS	PS	PS	PS	PS	PS	PS	PS	PS	PS	PS	PS	PS	0	0	0	0
Williams, Tramon	LCB	LCB	LCB	LCB	LCB	LCB	LCB	LCB	LCB	LCB	LCB	LCB	LCB	LCB	LCB	LCB	16	16	0	0

STARTERS IN BOLD AT POSITION; DNP — Did not play; INA — Inactive; IR — Injured reserve; IR-DFR — Injured Reserve/Designated for return; PS — Practice squad; SUB — Substitute; 3WR — Started as third wide receiver; 2TE — Started as second tight end; 3CB — Started as third cornerback.

## POSTSEASON PLAYER PARTICIPATION

NFL WEEK	DIV	NFC	— Season Totals —			
Player	DAL	at SEA	GP	GS	DNP	INA
Abbrederis, Jared	IR	IR	0	0	0	0
Adams, Aaron	IR	IR	0	0	0	0
Adams, Davante	<b>3WR</b>	<b>3WR</b>	2	2	0	0
Bakhtiari, David	<b>LT</b>	<b>LT</b>	2	2	0	0
Banjo, Chris	SUB	SUB	2	0	0	0
Barclay, Don	IR	IR	0	0	0	0
Barrington, Sam	<b>MLB</b>	<b>BLB</b>	2	2	0	0
Bostick, Brandon	SUB	SUB	2	0	0	0
Boyd, Josh	<b>LDE</b>	SUB	2	1	0	0
Boykin, Jarrett	SUB	SUB	2	0	0	0
Bradford, Carl	INA	INA	0	0	0	2
Bulaga, Bryan	<b>RT</b>	<b>RT</b>	2	2	0	0
Burnett, Morgan	<b>SS</b>	<b>SS</b>	2	2	0	0
Bush, Jarrett	SUB	SUB	2	0	0	0
Clinton-Dix, Ha Ha	<b>FS</b>	<b>FS</b>	2	2	0	0
Cobb, Randall	<b>WR</b>	<b>WR</b>	2	2	0	0
Crosby, Mason	SUB	SUB	2	0	0	0
Daniels, Mike	<b>RDE</b>	<b>RDE</b>	2	2	0	0
Dorsey, Kevin	IR	IR	0	0	0	0
Elliott, Jayrone	SUB	SUB	2	0	0	0
Fanor, Jean	PS	PS	0	0	0	0
Flynn, Matt	DNP	DNP	0	0	2	0
Gaston, Bruce	INA	INA	0	0	0	2
Gerhart, Garth	INA	INA	0	0	0	2
Gillett, Alex	PS	PS	0	0	0	0
Glover-Wright, Tay	PS	PS	0	0	0	0
Goode, Brett	SUB	SUB	2	0	0	0
Goodson, Demetri	INA	INA	0	0	0	2
Guion, Letroy	<b>NT</b>	<b>NT</b>	2	2	0	0
Harris, DuJuan	INA	INA	0	0	0	2
Hawk, A.J.	<b>BLB</b>	SUB	2	1	0	0
Hayward, Casey	SUB	SUB	2	0	0	0
House, Davon	SUB	SUB	2	0	0	0
Hubbard, Adrian	PS	PS	0	0	0	0
Hyde, Micah	SUB	<b>3CB</b>	2	1	0	0
Janis, Jeff	INA	INA	0	0	0	2
Jones, Brad	SUB	SUB	2	0	0	0
Jones, Datone	SUB	SUB	2	0	0	0
Kuhn, John	<b>FB</b>	<b>FB</b>	2	2	0	0
Lacy, Eddie	<b>RB</b>	<b>RB</b>	2	2	0	0
Lang, T.J.	<b>RG</b>	<b>RG</b>	2	2	0	0
Lattimore, Jamari	IR	IR	0	0	0	0
Linsley, Corey	<b>C</b>	<b>C</b>	2	2	0	0
Madsen, Joe	PS	PS	0	0	0	0
Masthay, Tim	SUB	SUB	2	0	0	0
Matthews, Clay	<b>ROLB</b>	<b>MLB</b>	2	2	0	0
Mulumba, Andy	IR	IR	0	0	0	0
Neal, Mike	SUB	SUB	2	0	0	0
Neal, Rajion	PS	PS	0	0	0	0
Nelson, Jordy	<b>WR</b>	<b>WR</b>	2	2	0	0
Palmer, Nate	IR	IR	0	0	0	0
Pennel, Mike	SUB	SUB	2	0	0	0
Peppers, Julius	<b>LOLB</b>	<b>LOLB</b>	2	2	0	0
Perillo, Justin	INA	INA	0	0	0	2
Perry, Nick	SUB	<b>ROLB</b>	2	1	0	0
Quarless, Andrew	SUB	SUB	2	0	0	0
Raji, B.J.	IR	IR	0	0	0	0
Richardson, Sean	SUB	SUB	2	0	0	0
Robinson, Luther	IR	IR	0	0	0	0
Rodgers, Aaron	<b>QB</b>	<b>QB</b>	2	2	0	0
Rodgers, Richard	SUB	SUB	2	0	0	0
Shields, Sam	<b>RCB</b>	<b>RCB</b>	2	2	0	0
Sitton, Josh	<b>LG</b>	<b>LG</b>	2	2	0	0
Starks, James	SUB	SUB	2	0	0	0
Taylor, Lane	SUB	SUB	2	0	0	0
Thornton, Khyri	IR	IR	0	0	0	0
Tolzien, Scott	DNP	DNP	0	0	2	0
Tretter, JC	SUB	SUB	2	0	0	0
Vujnovich, Jeremy	PS	PS	0	0	0	0
Walker, Josh	PS	PS	0	0	0	0
White, Myles	PS	PS	0	0	0	0
Williams, Tramon	<b>LCB</b>	<b>LCB</b>	2	2	0	0

**STARTERS IN BOLD AT POSITION;** DNP — Did not play; INA — Inactive; IR — Injured reserve; IR-DFR — Injured Reserve/Designated for return; PS — Practice squad; SUB — Substitute; 3WR — Started as third wide receiver; 3CB - Started as third cornerback



# SEASON-HIGHS/W-L BREAKDOWN

## INDIVIDUAL

Longest Scoring Run — 44, E.Lacy, Dec. 21 at Tampa Bay  
Longest Non-Scoring Run — 41, J.Starks, Dec. 8 vs. Atlanta

Longest Scoring Pass — 80, A.Rodgers to J.Nelson, Sept. 14 vs. N.Y. Jets  
Longest Non-Scoring Pass — 67, A.Rodgers to E.Lacy, Oct. 26 at New Orleans

Longest Kickoff Return — 41, D.Harris, Sept. 14 vs. N.Y. Jets  
Longest Punt Return — 75, M.Hyde, Nov. 16 vs. Philadelphia  
Longest Interception Return — 82, C.Hayward, Nov. 9 vs. Chicago  
Longest Fumble Return — 49, C.Hayward, Nov. 16 vs. Philadelphia

Longest Punt — 63, T.Masthay, Dec. 14 at Buffalo

Longest Field Goal — 55, M.Crosby, Sept. 14 vs. N.Y. Jets  
Most Field Goals Attempted — 5, M.Crosby, Nov. 30 vs. New England  
Most Field Goals Made — 4, M.Crosby, Nov. 30 vs. New England

Most Touchdowns — 2, eight times, most recently R.Cobb, Dec. 28 vs. Detroit  
Most Rushing Attempts — 26, E.Lacy, Dec. 28 vs. Detroit  
Most Rushing Yards — 125, E.Lacy, Nov. 23 at Minnesota

Most Passing Attempts — 42, three times, most recently A.Rodgers, Dec. 14 at Buffalo  
Most Completions — 31, A.Rodgers, Dec. 21 at Tampa Bay  
Most Passing Yards — 418, A.Rodgers, Oct. 26 at New Orleans  
Most Touchdown Passes — 6, A.Rodgers, Nov. 9 vs. Chicago

Most Receptions — 11, R.Cobb, Dec. 21 at Tampa Bay  
Most Receiving Yards — 209, J.Nelson, Sept. 14 vs. N.Y. Jets

Most Total Yards from Scrimmage — 209, J.Nelson, Sept. 14 vs. N.Y. Jets

Most Defensive Interceptions — 1, 18 times, most recently D.Jones, Dec. 21 at Tampa Bay  
Most Tackles — 15, A.Hawk, Sept. 28 at Chicago  
Most Solo Tackles — 12, A.Hawk and M.Burnett, Sept. 28 at Chicago  
Most Sacks — 2.5, C.Matthews, Dec. 21 at Tampa Bay  
Most Passes Defensed — 4, S.Shields, Sept. 28 at Chicago

## TEAM

Offensive Most...

First Downs — 28, Dec. 8 vs. Atlanta  
Rushing Attempts — 38, Dec. 28 vs. Detroit  
Rushing Yards — 179, Dec. 8 vs. Atlanta  
Pass Attempts — 42, three times, most recently Dec. 14 at Buffalo  
Completions — 31, Dec. 21 at Tampa Bay  
TDs Thrown — 6, Nov. 9 vs. Chicago  
Ints. Thrown — 2, twice, most recently Dec. 14 at Buffalo  
Net Passing Yards — 402, Oct. 26 at New Orleans  
Offensive Plays — 79, Oct. 12 at Miami  
Total Offense — 502, Dec. 8 vs. Atlanta  
Time of Possession — 38:38, Dec. 21 at Tampa Bay  
Turnovers — 3, Oct. 26 at New Orleans  
Fumbles — 3, Sept. 14 vs. N.Y. Jets  
Fumbles Lost — 2, Dec. 28 vs. Detroit

Longest Scoring Drives

Plays — 13, five times, most recently Dec. 8 vs. Atlanta  
Yards — 97, Sept. 14 vs. N.Y. Jets  
Time — 8:04, Oct. 12 at Miami

Shortest Scoring Drives

Plays — 1, Sept. 14 vs. N.Y. Jets  
Yards — 6, twice, most recently Dec. 8 vs. Atlanta  
Time — 0:13, Sept. 14 vs. N.Y. Jets

Defensive Fewest...

First Downs Allowed — 6, Dec. 21 at Tampa Bay  
Rushing Att. Allowed — 14, Dec. 21 at Tampa Bay  
Rushing Yards Allowed — 16, Dec. 21 at Tampa Bay  
Pass Att. Allowed — 26, Dec. 21 at Tampa Bay  
Pass Comp. Allowed — 12, Dec. 21 at Tampa Bay  
Net Passing Yards Allowed — 93, Dec. 21 at Tampa Bay  
Total Plays Allowed — 47, Dec. 21 at Tampa Bay  
Total Yards Allowed — 109, Dec. 21 at Tampa Bay

Defensive Most...

Takeaways — 4, Nov. 16 vs. Philadelphia  
Interceptions — 2, six times, most recently Nov. 16 vs. Philadelphia  
Fumbles Forced — 2, Dec. 28 vs. Detroit  
Fumbles Recovered — 2, Nov. 16 vs. Philadelphia  
Passes Defensed — 10, twice, most recently Oct. 2 vs. Minnesota  
Sacks — 7, Dec. 21 at Tampa Bay

	2014 regular season...			2013 regular season...			2012 regular season...			1992-present...		
	Home	Road	Overall	Home	Road	Overall	Home	Road	Overall	Home	Road	Overall
Overall.....	8-0	4-4	12-4	4-3-1	4-4	8-7-1	7-1	4-4	11-5	141-42-1	95-92	233-135-1
On Grass.....	8-0	3-0	11-0	4-3-1	1-1	5-4-1	7-1	2-0	9-1	141-42-1	52-33	187-75-1
On Artificial Surfaces.....	0-0	1-4	1-4	0-0	3-3	3-3	0-0	2-4	2-4	0-0	41-58	41-58
In Open-Air Stadiums.....	8-0	4-2	12-2	4-3-1	2-3	6-6-1	7-1	1-2	8-3	141-42-1	58-58	193-98-1
In Indoor Stadiums.....	0-0	0-2	0-2	0-0	2-1	2-1	0-0	3-2	3-2	0-0	34-34	34-34
vs. Division Opponents.....	3-0	2-1	5-1	1-1-1	2-1	3-2-1	3-0	2-1	5-1	63-14-1	43-36	106-50-1
vs. NFC.....	6-0	3-3	9-3	3-2-1	3-3	6-5-1	5-1	3-3	8-4	109-28-1	71-67	179-95-1
vs. AFC.....	2-0	1-1	3-1	1-1	1-1	2-2	2-0	1-1	3-1	32-14	22-24	54-38
When scoring first.....	7-0	3-2	10-2	4-2-1	1-0	5-2-1	5-0	1-1	6-1	99-17-1	56-35	155-52-1
When Opponent scored first.....	1-0	1-2	2-2	0-1	3-4	3-5	2-1	3-3	5-4	41-25	37-56	78-81
In overtime.....	0-0	0-0	0-0	0-0-1	0-0	0-0-1	0-0	0-0	0-0	5-3-1	1-5	6-8-1
When leading after first quarter.....	6-0	3-1	9-1	4-1-1	1-0	5-1-1	4-0	2-1	6-1	84-12-1	50-22	134-34-1
When leading at halftime.....	7-0	4-0	11-0	3-1	3-1	6-2	5-0	3-1	8-1	110-9	74-26	184-35
When leading after third quarter.....	8-0	4-0	12-0	3-0	2-1	5-1	5-0	3-1	8-1	117-5	84-22	201-27
When trailing after first quarter.....	1-0	0-1	1-1	0-1	2-2	2-3	1-1	1-2	2-3	26-22	17-42	43-64
When trailing at halftime.....	1-0	0-1	1-1	1-2-1	1-2	2-4-1	2-1	1-3	3-4	22-28-1	16-55	38-83-1
When trailing after third quarter.....	0-0	0-4	0-4	1-3-1	2-2	3-5-1	1-1	1-3	2-4	15-34-1	6-68	21-102-1
When tied at halftime.....	0-0	0-2	0-2	0-0	0-1	0-1	0-0	0-0	0-0	9-5	3-9	12-14
On Thursday.....	1-0	0-1	1-1	0-0	0-1	0-1	1-0	0-0	1-0	4-0	4-7	8-7
On Friday.....	0-0	0-0	0-0	0-0	0-0	0-0	0-0	0-0	0-0	0-0	1-0	1-0
On Saturday.....	0-0	0-0	0-0	0-0	0-0	0-0	0-0	0-0	0-0	1-0	2-0	3-0
On Sunday/Early Games.....	1-0	4-2	5-2	3-1-1	1-1	4-2-1	4-0	3-1	7-1	89-24-1	44-45	133-69-1
On Sunday/Late Afternoon Games.....	4-0	0-0	4-0	1-1	2-2	3-3	1-1	0-1	1-2	25-11	20-20	45-30
On Sunday/Night Games.....	1-0	0-1	1-1	0-0	1-0	1-0	1-0	1-1	2-1	12-2	10-4	22-6
On Monday.....	1-0	0-0	1-0	0-1	0-0	0-1	0-0	0-1	0-1	11-6	11-15	22-21
When Packers had 100-yard rusher.....	2-0	1-0	3-0	1-1-1	2-1	3-2-1	0-0	0-0	0-0	36-9-1	28-9	64-18-1
When Packers had 100-yard receiver.....	6-0	3-1	9-1	3-1	3-2	6-3	2-0	3-1	5-1	67-15	41-32	108-47
When Packers had 300-yard passer.....	5-0	2-1	7-1	1-0	2-2	3-2	2-1	2-1	4-2	35-12	31-19	66-31
When Opponent had 100-yard rusher.....	0-0	1-2	1-2	1-3-1	2-1	3-3-1	1-1	0-1	1-2	123-20-1	19-27	42-47-1
When Opponent had 100-yard receiver.....	4-0	1-0	5-0	1-3	1-3	2-6	3-0	1-1	4-1	44-16	26-32	70-48
When Opponent had 300-yard passer.....	2-0	0-1	2-1	1-0	2-2	3-2	3-0	0-1	3-1	22-7	15-18	37-25

## 2015 TRANSACTIONS BY DATE

1/20	Signed S Jean Fanor, CB Tay Glover-Wright, LB Adrian Hubbard, C Joe Madsen, RB Rajion Neal, LB Joe Thomas, T Jeremy Vujnovich, G Josh Walker and WR Myles White	5/21	Signed CB Travis Manning and WR Ty Montgomery	9/7	Signed WR James Jones; Released WR Myles White; Signed WR Jared Abbrederis, LB Carl Bradford, RB John Crockett, CB Robertson Daniel, TE Justin Perillo, DT Christian Ringo, G Matt Rotheram, LB James Vaughters and T Jeremy Vujnovich to the Practice Squad
1/26	Signed P Cody Mandell	6/9	Signed T Vince Kowalski		
2/17	Released TE Brandon Bostick and WR Kevin Dorsey	6/15	Released G Marcus Reed		
2/20	Released LB Brad Jones	6/16	Signed CB Damarious Randall		
2/25	Released LB A.J. Hawk	6/18	Signed TE Harold Spears; Released CB Travis Manning		
3/5	Signed LB Josh Francis	7/24	Released CB Bernard Blake		
3/9	Re-signed WR Randall Cobb and QB Scott Tolzien	8/3	Signed WR Ed Williams		
3/11	Re-signed T Bryan Bulaga	8/10	Released P Cody Mandell		
3/25	Signed DB Kyle Sebetic	8/11	Released WR Ricky Collins		
3/31	Re-signed DT Letroy Guion and DT B.J. Raji	8/13	Signed CB Ryan White		
4/8	Released T Aaron Adams	8/17	Released WR Adrian Coxson		
4/13	Re-signed FB John Kuhn and signed restricted free agent S Sean Richardson	8/27	Signed WR James Butler		
4/15	Signed QB Matt Blanchard	8/31	Released LB Tavarus Dantzler, T Fabbians Ebbele, LB Josh Francis, DT Lavon Hooks and T Vince Kowalski		
5/4	Released C Joe Madsen	9/1	Placed WR Jordy Nelson on injured reserve, released/injured WR Javess Blue and WR Jimmie Hunt, released QB Matt Blanchard, WR James Butler, LB Adrian Hubbard, DB Kyle Sebetic and TE Harold Spears		
5/8	Signed TE Kennard Backman, CB Bernard Blake, WR Javess Blue, WR Ricky Collins, WR Adrian Coxson, RB John Crockett, LB Tavarus Dantzler, T Fabbians Ebbele, CB LaDarius Gunter, RB Alonzo Harris, TE Mitchell Henry, DT Lavon Hooks, QB Brett Hundley, WR Jimmie Hunt, WR Larry Pinkard, LB Jermauria Rasco, G Marcus Reed, DT Christian Ringo, FB Aaron Ripkowski, G Matt Rotheram, LB Jake Ryan and LB James Vaughters	9/5	Released WR Jared Abbrederis, LB Carl Bradford, RB John Crockett, S Jean Fanor, C Garth Gerhart, CB Tay Glover-Wright, TE Mitchell Henry, RB Rajion Neal, TE Justin Perillo, C/G Andy Phillips, DT Christian Ringo, G Matt Rotheram, LB Joe Thomas, DT Khyri Thornton, LB James Vaughters, T Jeremy Vujnovich, CB Ryan White and WR Ed Williams; Waived/Injured WR Larry Pinkard and LB Jermauria Rasco; Placed DE Letroy Guion and DE Datone Jones on Reserve/Suspended List		
5/11	Signed C/G Andy Phillips and CB Quinten Rollins; Released DT Luther Robinson				

## 2015 TRANSACTIONS BY PLAYER

<b>Abbrederis, Jared - WR</b> 9/5/15 Waived 9/7/15 Signed to practice squad	<b>Ebbele, Fabbians - T</b> 5/8/15 Signed 8/31/15 Waived	<b>Kowalski, Vince - T</b> 6/9/15 Signed 8/31/15 Waived	<b>Ripkowski, Aaron - FB</b> 5/8/15 Signed
<b>Adams, Aaron - T</b> 4/8/15 Waived	<b>Fanor, Jean - S</b> 1/20/15 Signed 9/5/15 Waived	<b>Kuhn, John - FB</b> 4/13/15 Re-signed	<b>Robinson, Luther - DT</b> 5/11/15 Waived
<b>Backman, Kennard - TE</b> 5/8/15 Signed	<b>Francis, Josh - LB</b> 3/5/15 Signed 8/31/15 Waived	<b>Madsen, Joe - C</b> 1/20/15 Signed 5/4/15 Waived	<b>Rollins, Quinten - CB</b> 5/11/15 Signed
<b>Blake, Bernard - CB</b> 5/8/15 Signed 7/24/15 Waived	<b>Gerhart, Garth - C</b> 9/5/15 Waived	<b>Mandell, Cody - P</b> 1/26/15 Signed 8/10/15 Waived	<b>Rotheram, Matt - G</b> 5/8/15 Signed 9/5/15 Waived 9/7/15 Signed to practice squad
<b>Blanchard, Matt - QB</b> 4/15/15 Signed 9/1/15 Waived	<b>Glover-Wright, Tay - CB</b> 1/20/15 Signed 9/5/15 Waived	<b>Manning, Travis - CB</b> 5/21/15 Signed 6/18/15 Waived	<b>Ryan, Jake - LB</b> 5/8/15 Signed
<b>Blue, Javess - WR</b> 5/8/15 Signed 9/1/15 Waived	<b>Guion, Letroy - DT</b> 3/31/15 Re-signed 9/5/15 Placed on reserve/suspended list	<b>Montgomery, Ty - WR</b> 5/21/15 Signed	<b>Sebetic, Kyle - DB</b> 3/25/15 Signed 9/1/15 Waived
<b>Bostick, Brandon - TE</b> 2/17/15 Waived	<b>Gunter, LaDarius - CB</b> 5/8/15 Signed	<b>Neal, Rajion - RB</b> 1/20/15 Signed 9/5/15 Waived	<b>Spears, Harold - TE</b> 6/18/15 Signed 9/1/15 Waived
<b>Bradford, Carl - LB</b> 9/5/15 Waived 9/7/15 Signed to practice squad	<b>Harris, Alonzo - RB</b> 5/8/15 Signed	<b>Nelson, Jordy - WR</b> 9/1/15 Placed on injured reserve (knee)	<b>Thomas, Joe - LB</b> 1/20/15 Signed 9/5/15 Waived
<b>Bulaga, Bryan - T</b> 3/11/15 Re-signed	<b>Hawk, A.J. - LB</b> 2/25/15 Waived	<b>Perillo, Justin - TE</b> 9/5/15 Waived 9/7/15 Signed to practice squad	<b>Thornton, Khyri - DT</b> 9/5/15 Waived
<b>Butler, James - WR</b> 8/27/15 Signed 9/1/15 Waived	<b>Henry, Mitchell - TE</b> 5/8/15 Signed 9/5/15 Waived	<b>Phillips, Andy - C/G</b> 5/11/15 Signed 9/5/15 Waived	<b>Tolzien, Scott - QB</b> 3/9/15 Re-signed
<b>Cobb, Randall - WR</b> 3/9/15 Re-signed	<b>Hooks, Lavon - DT</b> 5/8/15 Signed 8/31/15 Waived	<b>Pinkard, Larry - WR</b> 5/8/15 Signed 9/5/15 Waived/Injured	<b>Vaughters, James - LB</b> 5/8/15 Signed 9/5/15 Waived 9/7/15 Signed to practice squad
<b>Collins, Ricky - WR</b> 5/8/15 Signed 8/11/15 Waived	<b>Hubbard, Adrian - LB</b> 1/20/15 Signed 9/1/15 Waived	<b>Raji, B.J. - DT</b> 3/31/15 Re-signed	<b>Vujnovich, Jeremy - T</b> 1/20/15 Signed 9/5/15 Waived 9/7/15 Signed to practice squad
<b>Coxson, Adrian - WR</b> 5/8/15 Signed 8/17/15 Waived	<b>Hundley, Brett - QB</b> 5/8/15 Signed	<b>Randall, Damarious - CB</b> 6/16/15 Signed	<b>Walker, Josh - G</b> 1/20/15 Signed
<b>Crockett, John - RB</b> 5/8/15 Signed 9/5/15 Waived 9/7/15 Signed to practice squad	<b>Hunt, Jimmie - WR</b> 5/8/15 Signed 9/1/15 Waived	<b>Rasco, Jermauria - LB</b> 5/8/15 Signed 9/5/15 Waived/Injured	<b>White, Myles - WR</b> 1/20/15 Signed 9/7/15 Waived
<b>Daniel, Robertson - CB</b> 9/7/15 Signed to practice squad	<b>Jones, Brad - LB</b> 2/20/15 Waived	<b>Reed, Marcus - G</b> 5/8/15 Signed 6/15/15 Waived	<b>White, Ryan - CB</b> 8/13/15 Signed 9/5/15 Waived
<b>Dantzler, Tavarus - LB</b> 5/8/15 Signed 8/31/15 Waived	<b>Jones, Datone - DE</b> 9/5/15 Placed on reserve/suspended list	<b>Richardson, Sean - S</b> 4/13/15 Signed	<b>Williams, Ed - WR</b> 8/3/15 Signed 9/5/15 Waived
<b>Dorsey, Kevin - WR</b> 2/17/15 Waived	<b>Jones, James - WR</b> 9/7/15 Signed	<b>Ringo, Christian - DT</b> 5/8/15 Signed 9/5/15 Waived 9/7/15 Signed to practice squad	

## THE LAST TIME

### Regular-Season Games Only

#### **RUSHING**

##### **200 Yards Rushing, Individual**

BY PACKERS — Ahman Green, Dec. 28, 2003, vs. Denver (218 yards)  
BY OPPONENT — Adrian Peterson, Dec. 2, 2012, vs. Minnesota (210 yards)

##### **100 Yards Rushing, Individual**

BY PACKERS — Eddie Lacy, Dec. 28, 2014, vs. Detroit (100 yards)  
BY OPPONENT — Mark Ingram, Oct. 26, 2014, at New Orleans (172 yards)

##### **100 Yards Rushing, Individual, One Half**

BY PACKERS — Eddie Lacy, Dec. 15, 2013, at Dallas (110 yards in second half)  
BY OPPONENT — LeSean McCoy, Nov. 10, 2013, vs. Philadelphia (114 yards in second half)

##### **100 Yards Rushing and Receiving, Individual**

BY PACKERS — Never  
BY OPPONENT — Darrin Nelson, Nov. 13, 1983, at Minnesota (119 yards rushing, 137 receiving)

##### **Two 100-Yard Rushers**

BY PACKERS — Ryan Grant (106 yards) and DeShawn Wynn (106 yards), Dec. 28, 2008, vs. Detroit  
BY OPPONENT — Tony Dorsett (149 yards) and Robert Newhouse (101 yards), Nov. 12, 1978, vs. Dallas at Milw.

##### **Two 100-Yard Rushers and Two 100-Yard Receivers**

BY PACKERS — Ryan Grant (106 yards) and DeShawn Wynn (106), Dec. 28, 2008, vs. Detroit, Donald Driver (111 yards) and Greg Jennings (101 yards), Dec. 28, 2008, vs. Detroit\*  
BY OPPONENT — Never  
\*First time in NFL history

##### **Four Touchdowns Rushing, Individual**

BY PACKERS — Dorsey Levens, Jan. 2, 2000, vs. Arizona (8, 1, 5, 1 yards)  
BY OPPONENT — DeAngelo Williams, Nov. 30, 2008, vs. Carolina (1, 1, 1, 1 yards)

##### **Three Touchdowns Rushing, Individual**

BY PACKERS — Ahman Green, Oct. 20, 2002, vs. Washington (24, 2, 8 yards)  
BY OPPONENT — DeAngelo Williams, Nov. 30, 2008, vs. Carolina (1, 1, 1, 1 yards)

##### **Two Touchdowns Rushing, Individual**

BY PACKERS — Eddie Lacy, Oct. 2, 2014, vs. Minnesota (11, 10 yards)  
BY OPPONENT — Marshawn Lynch, Sept. 4, 2014, at Seattle (9, 3 yards)

#### **PASSING**

##### **400 Yards Passing, Individual**

BY PACKERS — Aaron Rodgers, Oct. 26, 2014, at New Orleans (418 yards)  
BY OPPONENT — Colin Kaepernick, Sept. 8, 2013, at San Francisco (412 yards)

##### **300 Yards Passing, Individual**

BY PACKERS — Aaron Rodgers, Dec. 21, 2014, at Tampa Bay (318 yards)  
BY OPPONENT — Matt Ryan, Dec. 8, 2014, vs. Atlanta (375 yards)

##### **Six Touchdown Passes, Individual**

BY PACKERS — Aaron Rodgers, Nov. 9, 2014, vs. Chicago (1, 4, 73, 40, 56, 18 yards)  
BY OPPONENT — Tommy Kramer, Sept. 28, 1986, at Minnesota (23, 13, 36, 2, 17, 7 yards)

##### **Five Touchdown Passes, Individual**

BY PACKERS — Aaron Rodgers, Nov. 9, 2014, vs. Chicago (1, 4, 73, 40, 56, 18 yards)  
BY OPPONENT — Matthew Stafford, Jan. 1, 2012, vs. Detroit (8, 13, 2, 5, 12 yards)

##### **Four Touchdown Passes, Individual**

BY PACKERS — Aaron Rodgers, Nov. 9, 2014, vs. Chicago (1, 4, 73, 40, 56, 18 yards)  
BY OPPONENT — Matt Ryan, Dec. 8, 2014, vs. Atlanta (5, 22, 1, 2 yards)

##### **Three Touchdown Passes, Individual**

BY PACKERS — Aaron Rodgers, Dec. 8, 2014, vs. Atlanta (1, 10, 60 yards)  
BY OPPONENT — Matt Ryan, Dec. 8, 2014, vs. Atlanta (5, 22, 1, 2 yards)

##### **Six Interceptions Thrown, Individual**

BY PACKERS — Tom O'Malley, Sept. 17, 1950, vs. Detroit  
BY OPPONENT — Don Horn, Sept. 26, 1971, vs. Denver at Milw.

##### **Five Interceptions Thrown, Individual**

BY PACKERS — Brett Favre, Oct. 30, 2005, at Cincinnati  
BY OPPONENT — Rich Gannon, Oct. 28, 1990, vs. Minnesota at Milw.

##### **Four Interceptions Thrown, Individual**

BY PACKERS — Brett Favre, Dec. 25, 2005, vs. Chicago  
BY OPPONENT — Jay Cutler, Sept. 13, 2012, vs. Chicago

#### **RECEIVING**

##### **10 or More Receptions, Individual**

BY PACKERS — Randall Cobb, Dec. 21, 2014, at Tampa Bay (11 receptions)  
BY OPPONENT — Julio Jones, Dec. 8, 2014, vs. Atlanta (11 receptions)

##### **200 Yards Receiving, Individual**

BY PACKERS — Jordy Nelson, Sept. 14, 2014, vs. N.Y. Jets (209 yards)  
BY OPPONENT — Julio Jones, Dec. 8, 2014, vs. Atlanta (259 yards)

##### **100 Yards Receiving, Individual**

BY PACKERS — Randall Cobb (131 yards) and Jordy Nelson (113 yards), Dec. 21, 2014, at Tampa Bay  
BY OPPONENT — Julio Jones, Dec. 8, 2014, vs. Atlanta (259 yards)

##### **100 Yards Receiving, One Half, Individual**

BY PACKERS — Jordy Nelson, Nov. 16, 2014, vs. Philadelphia (109 yards in first half)  
BY OPPONENT — Julio Jones, Dec. 8, 2014, vs. Atlanta (159 yards in second half)

##### **Two 100-Yard Receivers**

BY PACKERS — Randall Cobb (131 yards) and Jordy Nelson (113 yards), Dec. 21, 2014, at Tampa Bay  
BY OPPONENT — Calvin Johnson (244 yards) and Brandon Pettigrew (116 yards), Jan. 1, 2012, vs. Detroit

##### **Four Touchdown Receptions, Individual**

BY PACKERS — Sterling Sharpe, Nov. 24, 1994, at Dallas (1, 36, 30, 5 yards)  
BY OPPONENT — Never

##### **Three Touchdown Receptions, Individual**

BY PACKERS — James Jones, Dec. 16, 2012, at Chicago (29, 8, 6 yards)  
BY OPPONENT — Vincent Jackson, Nov. 6, 2011, at San Diego (23, 5, 29 yards)

##### **Two Touchdown Receptions, Individual**

BY PACKERS — Randall Cobb, Dec. 28, 2014, vs. Detroit (4, 13 yards)  
BY OPPONENT — Calvin Johnson, Dec. 28, 2014, vs. Detroit (20, 4 yards)

#### **INTERCEPTIONS**

##### **Four Interceptions, Individual**

BY PACKERS — Willie Buchanon, Sept. 24, 1978, at San Diego  
BY OPPONENT — Never

##### **Three Interceptions, Individual**

BY PACKERS — Tom Flynn, Oct. 28, 1984, vs. Detroit  
BY OPPONENT — Vencie Glenn, Dec. 27, 1992, at Minnesota

##### **Two Interceptions, Individual**

BY PACKERS — Morgan Burnett, Dec. 2, 2012, vs. Minnesota  
BY OPPONENT — Bacarri Rambo, Dec. 14, 2014, at Buffalo

##### **Interception Returned for Touchdown**

BY PACKERS — Julius Peppers, Nov. 16, 2014, vs. Philadelphia (52 yards)  
BY OPPONENT — Cortez Allen, Dec. 22, 2013, vs. Pittsburgh (40 yards)

#### **TOUCHDOWNS**

##### **Five Touchdowns, Individual**

BY PACKERS — Paul Hornung, Dec. 12, 1965, at Baltimore (2-, 9-, 3-yard runs; 50-, 65-yard receptions)  
BY OPPONENT — Never

##### **Four Touchdowns, Individual**

BY PACKERS — Dorsey Levens, Jan. 2, 2000, vs. Arizona (8-, 1-, 5-, 1-yard runs)  
BY OPPONENT — DeAngelo Williams, Nov. 30, 2008, vs. Carolina (1-, 1-, 1-, 1-yard runs)

##### **Three Touchdowns, Individual**

BY PACKERS — James Jones, Dec. 16, 2012, at Chicago (29-, 8-, 6-yard receptions)  
BY OPPONENT — Matt Forte, Dec. 29, 2013, at Chicago (4-yard reception; 5-, 1-yard runs)

## THE LAST TIME

### **FIELD GOALS/PATs**

#### **Five Field Goals Made, Individual**

BY PACKERS — Mason Crosby, Oct. 6, 2013, vs. Detroit (26, 52, 31, 42, 45 yards)

BY OPPONENT — Dan Bailey, Dec. 15, 2013, at Dallas (47, 23, 43, 50, 50 yards)

#### **Four Field Goals Made, Individual**

BY PACKERS — Mason Crosby, Nov. 30, 2014, vs. New England (32, 35, 33, 28 yards)

BY OPPONENT — Dan Carpenter, Dec. 14, 2014, at Buffalo (27, 51, 35, 48 yards)

#### **60-Yard Field Goal**

BY PACKERS — Never

BY OPPONENT — David Akers, Sept. 9, 2012, vs. San Francisco (63 yards)

#### **50-Yard Field Goal**

BY PACKERS — Mason Crosby, Dec. 8, 2014, vs. Atlanta (53 yards)

BY OPPONENT — Dan Carpenter, Dec. 14, 2014, at Buffalo (51 yards)

#### **Blocked Field-Goal Attempt**

BY PACKERS — Brad Jones, Dec. 8, 2014, vs. Atlanta (53-yard Matt Bryant attempt)

BY OPPONENT — Isa Abdul-Quddus, Dec. 28, 2014, vs. Detroit (52-yard Mason Crosby attempt)

#### **Two-Point Conversion**

BY PACKERS — Randall Cobb, Sept. 14, 2014, vs. N.Y. Jets (pass from Aaron Rodgers)

BY OPPONENT — Charles Johnson, Nov. 23, 2014, at Minnesota (pass from Teddy Bridgewater)

#### **Point After Touchdown Missed**

BY PACKERS — Mason Crosby, Dec. 8, 2014, vs. Atlanta (blocked, fifth attempt)

BY OPPONENT — Mike Nugent, Sept. 22, 2013, at Cincinnati (blocked, fourth attempt)

#### **Blocked Point After Touchdown**

BY PACKERS — Datone Jones, Sept. 22, 2013, at Cincinnati (Mike Nugent, fourth attempt)

BY OPPONENT — Ra'Shede Hageman, Dec. 8, 2014, vs. Atlanta (Mason Crosby, fifth attempt)

### **PUNTING**

#### **70-Yard Punt**

BY PACKERS — Tim Masthay, Dec. 18, 2011, at Kansas City (71 yards)

BY OPPONENT — Jon Ryan, Sept. 24, 2012, at Seattle (73 yards)

#### **60-Yard Punt**

BY PACKERS — Tim Masthay, Dec. 14, 2014, at Buffalo (63 yards)

BY OPPONENT — Brad Nortman, Oct. 19, 2014, vs. Carolina (67 yards)

#### **Blocked Punt**

BY PACKERS — Jamari Lattimore, Nov. 4, 2013, vs. Chicago (Adam Podlesh, punter)

BY OPPONENT — Bryan Braman, Nov. 16, 2014, vs. Philadelphia (Tim Masthay, punter)

#### **10 Punts, Individual**

BY PACKERS — Jon Ryan, Nov. 19, 2006, vs. New England (10 punts; 459 yards)

BY OPPONENT — Chris Kluwe, Dec. 21, 2006, vs. Minnesota (10 punts; 434 yards)

#### **No Punts**

BY PACKERS — Oct. 26, 2014, at New Orleans

BY OPPONENT — Oct. 26, 2014, at New Orleans

### **OTHER SPECIAL TEAMS**

#### **Kickoff Returned for Touchdown**

BY PACKERS — Randall Cobb, Sept. 8, 2011, vs. New Orleans (108 yards)

BY OPPONENT — Chris Williams, Nov. 9, 2014, vs. Chicago (101 yards)

#### **Punt Returned for Touchdown**

BY PACKERS — Micah Hyde, Dec. 28, 2014, vs. Detroit (55 yards)

BY OPPONENT — Marcus Thigpen, Dec. 14, 2014, at Buffalo (75 yards)

#### **Blocked (Opponent) Field Goal Returned for Touchdown**

BY PACKERS — Willie Buchanon, Dec. 17, 1972, at New Orleans (57 yards)

BY OPPONENT — Shawn Springs, Nov. 1, 1999, vs. Seattle (61 yards)

#### **Blocked Punt Returned for Touchdown**

BY PACKERS — Dezman Moses, Oct. 28, 2012, vs. Jacksonville (0 yards; Bryan Anger, punter)

BY OPPONENT — DeVier Posey, Oct. 14, 2012, at Houston (0 yards; Tim Masthay, punter)

#### **Recovered Own Onside Kick Attempt**

BY PACKERS — Jamari Lattimore, Nov. 4, 2013, vs. Chicago (Mason Crosby, kicker)

BY OPPONENT — Darrell Stuckey, Nov. 6, 2011, at San Diego (Nick Novak, kicker)

### **OTHER DEFENSE**

#### **Shutout Posted**

BY PACKERS — Oct. 31, 2010, at N.Y. Jets (9-0)

BY OPPONENT — Nov. 19, 2006, vs. New England (35-0)

#### **Fumble Returned for Touchdown**

BY PACKERS — Casey Hayward, Nov. 16, 2014, vs. Philadelphia (49 yards)

BY OPPONENT — Don Carey, Sept. 21, 2014, at Detroit (40 yards)

#### **Safety Scored**

BY PACKERS — Team, Dec. 28, 2014, vs. Detroit (Matthew Stafford penalized for intentional grounding in end zone)

BY OPPONENT — Buffalo, Dec. 14, 2014, at Buffalo (Eddie Lacy recovered in end zone, play blown dead)

#### **Five Sacks, Individual**

BY PACKERS — Vonnie Holliday, Dec. 22, 2002, vs. Buffalo

BY OPPONENT — Antwan Odom, Sept. 20, 2009, vs. Cincinnati

#### **Four Sacks, Individual**

BY PACKERS — Kabeer Gbaja-Biamila, Jan. 2, 2005, at Chicago

BY OPPONENT — Chris Clemons, Sept. 24, 2012, at Seattle

#### **Three Sacks, Individual**

BY PACKERS — A.J. Hawk, Oct. 13, 2013, at Baltimore

BY OPPONENT — Shea McClellin, Nov. 4, 2013, vs. Chicago

### **MISCELLANEOUS**

#### **No Penalties**

BY PACKERS — Nov. 4, 2013, vs. Chicago

BY OPPONENT — Dec. 14, 1997, at Carolina

#### **Game Without Touchdown**

BY PACKERS — Dec. 12, 2010, at Detroit

BY OPPONENT — Oct. 16, 2011, vs. St. Louis

#### **50 Points, Game**

BY PACKERS — 53, Nov. 16, 2014, vs. Philadelphia

BY OPPONENT — 51, Nov. 24, 2008, at New Orleans

#### **40 Points, Game**

BY PACKERS — 43, Dec. 8, 2014, vs. Atlanta

BY OPPONENT — 44, Oct. 26, 2014 at New Orleans

#### **500 Yards Total Offense**

BY PACKERS — 502, Dec. 8, 2014, vs. Atlanta

BY OPPONENT — 561, Nov. 28, 2013, at Detroit

#### **Tie Game**

Green Bay 26, Minnesota 26, Nov. 24, 2013





# 2015 UPDATED BIOGRAPHIES

WEEK 1

## **17 Davante Adams, WR, 2nd Year, Fresno State**

- Played in all 16 games with 11 starts as a rookie in 2014, hauling in 38 receptions for 446 yards (11.7 avg.) and three TDs.
- Registered 121 receiving yards in the Week 13 win vs. New England, the most by a Green Bay rookie since WR Sterling Sharpe's 124-yard effort vs. Detroit on Nov. 20, 1988.
- Set franchise postseason single-game records for the most catches and receiving yards by a rookie when he posted seven grabs for 117 yards (16.7 avg.) and a TD in the NFC Divisional playoff victory vs. Dallas.

## **86 Kennard Backman, TE, Rookie, Alabama-Birmingham**

- Started 37 of 48 games played in his four-year career at the University of Alabama-Birmingham.
- Finished his career with 96 receptions for 979 yards (10.2 avg.) and seven touchdowns. Registered at least one catch in 25 of his final 26 games.
- Set career highs in starts (12), receptions (team-high 39) and receiving yards (399) as a senior, earning second-team All-Conference USA honors.

## **69 David Bakhtiari, T, 3rd Year, Colorado**

- Has started all 32 games at left tackle for the Packers in his first two seasons in the league and was named a Pro Bowl alternate in 2014.
- In 2013, became the first rookie to start every game at LT for Green Bay since the league went to a 16-game schedule in 1978.
- By starting at San Francisco in the 2013 season opener, he became just the fourth Green Bay rookie to start at LT in Week 1 since the 1970 AFL-NFL merger and the first since Ken Ruettgers in 1985.

## **32 Chris Banjo, S, 2nd Year, Southern Methodist**

- Finished the 2014 season on the active roster, recording three special teams tackles in the final three regular-season games. Tied for second on the team with three special teams tackles in two postseason contests. Spent the first 13 games of the 2014 season on the practice squad.
- Appeared in 16 games with one start as a rookie in 2013, recording 15 tackles (12 solo) and a pass defended. Finished second on the team with 10 tackles on special teams.
- Was one of three rookie free agents to make the 2013 opening-day roster after a strong preseason that saw him rank fifth on the team with 10 tackles (nine solo) and a sack.

## **67 Don Barclay, T/G, 4th Year, West Virginia**

- Missed the entire 2014 campaign after sustaining a season-ending knee injury in practice on Aug. 5, 2014.
- Started a career-high 14 games at right tackle in 2013.
- Appeared in all 16 contests in 2012, the only Green Bay rookie on the offensive side of the ball to do so, and opened the final four regular-season games and both playoff contests at RT.

## **58 Sam Barrington, LB, 3rd Year, South Florida**

- Started seven of 14 games played in 2014 (four at MLB, three at BLB) and recorded 68 tackles, one sack, four QB hits, five pressures and two passes defended as well as three tackles on special teams.
- Led Green Bay in both tackles (15) and solo tackles (12) in the 2014 postseason.
- Appeared in seven games as a rookie in 2013, seeing time exclusively on special teams before sustaining a season-ending hamstring injury vs. Chicago in Week 9.

## **93 Josh Boyd, DT, 3rd Year, Mississippi State**

- Played in 15 games with four starts in 2014, recording 34 tackles (18 solo), four QB hits and four pressures. Also started one of two postseason contests.
- Appeared in nine games as a rookie in 2013, seeing increased playing time down the stretch as he was active for the final seven contests.
- Posted eight tackles (four solo) on the season, with an additional two tackles (one solo) in the NFC Wild Card game vs. San Francisco.

## **75 Bryan Bulaga, T, 6th Year, Iowa**

- Started all 15 games he appeared in last season, a career high, and helped the offense rank No. 1 in the league in scoring (30.4), No. 6 in yards per game (386.1) and tied for No. 1 in giveaways with a franchise-record 13.
- Spent the entire 2013 season on injured reserve after sustaining a significant knee injury in the team's annual Family Night scrimmage at Lambeau Field in early August.
- Played in 37 games with 33 starts at right tackle in his first three seasons as a pro.

## **42 Morgan Burnett, S, 6th Year, Georgia Tech**

- Has started 66 games (including playoffs) between the two safety positions since the start of 2011.
- Recorded his fourth straight 100-tackle season in 2014 with a team-high 125 tackles (99 solo).
- Is the only Packer to surpass 100 tackles each of the last four seasons (2011-14).

## **21 Ha Ha Clinton-Dix, S, 2nd Year, Alabama**

- Played in all 16 games in 2014, starting the final 10 (nine at FS, one at SS). It was the most starts by a Green Bay rookie safety since Nick Collins opened all 16 in 2005.
- Ranked No. 2 on the team in tackles with 95 (73 solo) and was named to the PFWA's All-Rookie team.
- Started both postseason contests and was tied for No. 2 on the team with 13 tackles while leading the Packers with two interceptions.

## **18 Randall Cobb, WR, 5th Year, Kentucky**

- Started all 16 games in 2014 and posted career highs in catches (91), receiving yards (1,287) and receiving TDs (12) on his way to earning his first career Pro Bowl selection (injury replacement for WR Dez Bryant).
- Became just the fifth player in franchise history to register 90-plus receptions in a season, joining WRs Sterling Sharpe, Robert Brooks, Donald Driver and Jordy Nelson.
- Was tied for No. 4 in the NFL in TD catches in '14 and led the league with 10 receiving TDs in the red zone.

## **2 Mason Crosby, K, 9th Year, Colorado**

- With 1,037 career points, ranks No. 2 on the all-time franchise scoring list, just 18 points shy of surpassing K Ryan Longwell (1,054).
- Set an NFL record with 1,037 points in his first eight seasons (2007-14), topping the previous league record held by New England K Stephen Gostkowski (1,023, 2006-2013).
- Holds the all-time franchise mark for combined points (regular season/postseason) with 1,138.
- Is one of only three players in league history to register three or more 140-point seasons (Gostkowski, David Akers).

## **76 Mike Daniels, DT, 4th Year, Iowa**

- Started all 16 games for the first time in his career in 2014 and registered a career-high 69 tackles. His 5½ sacks led the Packers defensive line and were No. 3 on the team.
- Paced Green Bay in both QB hits (19) and pressures (22) in 2014.
- Became a prominent part of the rotation on the defensive line in his second season in 2013, playing in all 16 games with one start and serving as one of the featured interior rushers in the team's nickel defense.

## **91 Jayrone Elliott, LB, 2nd Year, Toledo**

- After making the 53-man roster, played in 13 regular-season games and both postseason contests as a rookie in 2014, contributing primarily on special teams.
- Finished the season with 15 special teams tackles, No. 1 among Packers rookies and No. 2 on the team behind S Sean Richardson (17).
- Posted a team-high six tackles on special teams during the postseason.

### **99 Bruce Gaston, DT, 2nd Year, Purdue**

- Was a gameday inactive for the Packers' final four games of the regular season and both playoff contests in 2014.
- Was signed by Green Bay to the active roster from the Arizona's practice squad in December 2014. Also spent time on the active rosters of the Cardinals and Dolphins last season.
- Entered the league as a non-drafted free agent with Arizona in May 2014 after lettering all four years at Purdue, where he played in 50 games with 44 starts.

### **61 Brett Goode, LS, 8th Year, Arkansas**

- One of only two Packers (K Mason Crosby) to appear in all 112 regular-season games from 2008-14.
- Has appeared in all 112 regular-season games and 11 playoff contests since joining the club, having recorded 12 coverage tackles and a fumble recovery in his seven seasons, including a career-best five tackles in 2010.
- Has snapped for all six of the longest field goals in franchise history (all by Crosby).

### **39 Demetri Goodson, CB, 2nd Year, Baylor**

- Saw action in six games and was inactive for 10 contests and both post-season games as a rookie last season.
- Registered six special teams tackles, No. 2 on the team among rookies behind only LB Jayrone Elliott.
- Earned honorable mention All-Big 12 recognition as a senior in 2013, appearing in 11 games with 10 starts and posting career highs in tackles (26), interceptions (three) and passes defended (16).

### **36 LaDarius Gunter, CB, Rookie, Miami**

- One of two rookie free agents on Green Bay's current roster, joining RB Alonzo Harris.
- Registered a team-high five passes defended and an interception for Green Bay during the preseason.
- Lettered all three years at Miami, starting 30 of 37 games played and recording 111 tackles (76 solo), three tackles for a loss, a forced fumble, two fumble recoveries, six interceptions and 18 pass breakups.

### **46 Alonzo Harris, RB, Rookie, Louisiana-Lafayette**

- One of two rookie free agents on Green Bay's current roster, joining CB LaDarius Gunter.
- Rushed for 85 yards on 21 carries (4.0 avg.) during the preseason, highlighted by a 25-yard TD run.
- Posted 3,330 rushing yards on 704 carries (4.7 avg.) at Louisiana-Lafayette, the third-highest yardage total in school history, and added 44 rushing TDs.

### **29 Casey Hayward, CB, 4th Year, Vanderbilt**

- Tied for No. 1 on the Packers in INTs (three, CB Tramon Williams) and was No. 2 in fumble recoveries (two) in 2014.
- Tied for No. 1 on the team (LB Julius Peppers) and No. 7 in the NFL in 2014 for total takeaways with five (three INTs, two fumble recoveries).
- In 2014, was one of only two players in the NFL to register an INT return for a TD and a fumble recovery for a TD (DE J.J. Watt).

### **7 Brett Hundley, QB, Rookie, UCLA**

- Finished second in the NFL with a 129.6 passer rating during the pre-season, connecting on 45 of 65 passes (69.2 percent) for a league-high seven TDs with one INT.
- Finished his career at UCLA ranked No. 1 in school history in passing TDs (75), total offense (11,713 yards) and completions (837) despite playing just three seasons for the Bruins.
- Ranks No. 2 in school annals in passing yards (9,966), 300-yard passing games (10), rushing yards by a QB (1,747) and rushing TDs by a QB (30).

### **33 Micah Hyde, DB, 3rd Year, Iowa**

- Is tied for No. 1 in franchise history (Desmond Howard, Will Blackmon) with three career punt returns for TDs.

- Averaged 15.8 yards on 14 punt returns in 2014, No. 1 in the NFL among players with 14-plus returns and No. 3 in franchise history (min. 14 returns) for a single season, trailing only Billy Grimes (19.1 in 1950) and Willie Wood (16.1 in 1961).
- In 2014, set career highs in starts (12), total tackles (55), solo tackles (46) and passes defended (12). Also registered the first two interceptions of his career last season.

### **83 Jeff Janis, WR, 2nd Year, Saginaw Valley State**

- Led the team with three TD catches during the 2015 preseason, finishing with 10 receptions for 149 yards (14.9 avg.).
- Appeared in three contests as a rookie in 2014, posting two receptions for 16 yards (8.0 avg.).
- Was inactive (healthy scratch) for the other 13 regular-season games and both playoff contests.

### **89 James Jones, WR, 9th Year, San Jose State**

- Re-signed with the Packers in September 2015, returning to the team that he spent his first seven seasons in the league (2007-13) with before joining Oakland in 2014.
- Ranks 12th in franchise history in receiving yards (4,305), 13th in receptions (310) and 12th in receiving TDs (37).
- Led the NFL with 14 TD catches in 2012, the first Packer to lead the league in the category since WR Sterling Sharpe did so with his franchise-record 18 in 1994.

### **30 John Kuhn, FB, 10th Year, Shippensburg**

- Has played in 123 games with the Packers (2007-14), the most by an offensive player on the team over that span.
- Selected to the Pro Bowl in 2014, his second career selection (2011), and was named first-team All-Pro by *The Associated Press* for the first time in his career. Became the first Green Bay fullback since William Henderson in 2004 to be named to the Pro Bowl and earn first-team All-Pro honors in the same season.
- Has blocked for a 1,000-yard rusher in four of his last seven seasons (Ryan Grant, 2008-09; Eddie Lacy, 2013-14).

### **27 Eddie Lacy, RB, 3rd Year, Alabama**

- Holds the franchise record for the most total TDs (24) and the most rushing yards (2,317) by a player in his first two seasons in the NFL.
- With 1,139 rushing yards in 2014, became just the fifth player in franchise history to register back-to-back 1,000-yard rushing seasons.
- Registered 100-plus yards from scrimmage in each of the last nine games last season, the longest streak in team history.
- Was named the NFL Offensive Rookie of the Year by *The Associated Press* in 2013, joining RB John Brockington (1971) as the only Packers to win the award since its inception in 1957.

### **70 T.J. Lang, G, 7th Year, Eastern Michigan**

- Started 63 games over the past four seasons (2011-14), the most by any Green Bay player on the offensive side of the ball over that span.
- Opened all 16 contests at RG in 2014 and was named a Pro Bowl alternate for the first time in his career.
- Has started 66 games during his career, opening contests at four different positions (32 at RG, 27 at LG, five at RT, two at LT).

### **63 Corey Linsley, C, 2nd Year, Ohio State**

- Started every game in 2014, becoming the first rookie center to do so for the Packers since the league went to a 16-game schedule in 1978.
- Was named to the PFWA's All-Rookie team, the first Green Bay center to be honored since its inception in 1974.
- Became the first Green Bay rookie to start at center in the season opener since the 1970 AFL-NFL merger.
- Was the only player on offense to play every snap for the Packers in 2014.

### **8 Tim Masthay, P, 6th Year, Kentucky**

- Ranks No. 1 in team history (min. 150 attempts) in both career gross punting average (44.3) and career net punting average (38.3).
- Ranks No. 1 in team annals (since 1976) for the most career punts placed inside the 20 with 114, having surpassed Craig Hentrich's mark of 104 last season.
- Set a franchise record (since 1976) with a 38.95-yard net punting average in 2013, and holds the top four single-season marks (2010-13) in team annals.
- His 45.6-yard gross average in 2011 set a franchise record, eclipsing the 45.0-yard mark set by Hentrich in 1997. Holds two of the top four single-season gross punting averages in team history (44.6 in 2013).

### **52 Clay Matthews, LB, 7th Year, Southern California**

- Ranks third in franchise history with 61.0 career sacks, trailing only DEs Kabeer Gbaja-Biamila (74.5) and Reggie White (68.5).
- Started all 16 games for the first time in his career in 2014, opening four at LOLB, six at ROLB and six at MLB. Played on the inside for the first time in his career beginning in Week 10.
- Named to his fifth career Pro Bowl in 2014 (the most by a Green Bay LB) after recording 69 tackles, a team-best 11.0 sacks (No. 12 in the NFL), an interception, two forced fumbles, six passes defensed, 17 QB hits (tied for No. 2 on the team) and 21 pressures (No. 2 on the team).
- Joined Houston DE J.J. Watt and Denver OLB DeMarcus Ware as the only players in the league with at least one interception, one forced fumble and 10 sacks in 2014.

### **88 Ty Montgomery, WR, Rookie, Stanford**

- Finished his career at Stanford as the school's all-time leader in kickoff return yards with 2,493, besting Chris Owusu's mark of 2,132 yards from 2008-11.
- Posted 5,190 all-purpose yards with the Cardinal (334 rushing, 2,125 receiving, 238 PR, 2,493 KOR), the fourth most in school history behind Darrin Nelson, Glyn Milburn and Troy Walters.
- Earned second-team All-Pacific-12 honors as a return specialist and honorable mention All-Pac-12 recognition as a wide receiver as a senior in 2014.

### **55 Andy Mulumba, LB, 3rd Year, Eastern Michigan**

- Saw action in two games on special teams in 2014 before being placed on season-ending injured reserve on Sept. 19 due to a knee injury.
- Appeared in 14 games with three starts as a rookie in 2013, recording 34 tackles (17 solo), a sack and a fumble recovery.
- One of three rookie free agents to make the opening-day roster in 2013, he was tied with CB Micah Hyde for the most starts by a Green Bay rookie on the defensive side of the ball with three. Was tied for No. 6 on the team with five tackles on special teams in '13.

### **96 Mike Neal, LB, 6th Year, Purdue**

- Has registered 14 sacks since 2012, tied for No. 3 on the team over that span with DT Mike Daniels.
- Was limited to just nine games as a pro due to injuries over the course of his first two seasons (2010-11), but has rebounded to play in 43 games with 14 starts over the last three seasons (2012-14), including all 16 contests in both 2013 and 2014.
- Enjoyed the finest season of his career in 2013 after transitioning to a hybrid OLB/DE role and going on to set new career highs in every major statistical category.

### **51 Nate Palmer, LB, 3rd Year, Illinois State**

- Spent the entire 2014 season on injured reserve due to a knee injury sustained in the final preseason game.
- Appeared in eight games as a rookie in 2013, making two starts at OLB and registering 18 tackles (12 solo). Added a tackle on special teams.
- Made his first career start in Week 7 vs. Cleveland with Clay Matthews and Nick Perry both sidelined with injuries, and posted six tackles (three solo).

### **64 Mike Pennel, DT, 2nd Year, Colorado State-Pueblo**

- Made the team as a rookie free agent and played in 13 games in 2014. One of two non-drafted rookie free agents to be on the Packers' 53-man roster for Week 1 (LB Jayrone Elliott).
- Recorded 18 tackles, the second most among Packers rookies last season, trailing only Ha Ha Clinton-Dix (95).

### **56 Julius Peppers, LB, 14th Year, North Carolina**

- In his first season in Green Bay (2014), joined Houston DE J.J. Watt as the only players in the NFL to record a sack, a forced fumble, a fumble recovery, an interception and a defensive TD.
- In 2014, became the first LB in franchise history to post two TD returns on interceptions in the same season. Is the only player in NFL history with 100 sacks and four INT returns for TDs.
- Has been selected to the Pro Bowl eight times during his career (2004-06, 2008-12) and has been named first-team All-Pro by *The Associated Press* three times (2004, 2006, 2010). Was named to the NFL's All-Decade Team for the 2000s.
- Since entering the NFL in 2002, ranks No. 3 in the league in both sacks (125.5) and forced fumbles (43). His career sack total ranks No. 16 in NFL history (since 1982).

### **53 Nick Perry, LB, 4th Year, Southern California**

- Set a career high with 15 games played in 2014. Appeared in both playoff contests, including his first postseason start, and finished No. 3 on the team with 1½ sacks.
- Battled injuries in each of his first two seasons, but was productive when healthy, tallying six sacks and three forced fumbles in his first 17 professional contests.
- Posted career highs in every statistical category in 2013, including starts (six), tackles (42), solo tackles (22), sacks (four) and forced fumbles (three).

### **81 Andrew Quarless, TE, 6th Year, Penn State**

- Appeared in all 16 games for the second straight season in 2014, opening a career-high 11 contests and posting career bests for receiving yards (323) and TD catches (three).
- Moved into a starting role in 2013 in Week 8 following TE Jermichael Finley's season-ending neck injury and responded with a career-best 32 catches for 312 yards (9.8 avg.) and two TDs.
- Sidelined for the entire 2012 campaign as he continued his rehabilitation from a significant knee injury sustained at the N.Y. Giants in Week 13 of the 2011 season.

### **90 B.J. Raji, DT, 7th Year, Boston College**

- Earned his first bid to the Pro Bowl in 2011, becoming the first Green Bay defensive tackle since Bob Brown in 1972 to be voted to the all-star team.
- Missed the entire 2014 season with a biceps injury suffered during a preseason game vs. Oakland (Aug. 22).
- Played in 70 games from 2010-13 (including playoffs), tied for the second most in the NFL by a defensive lineman over that span.
- Led all NFL nose tackles with 6½ sacks in 2010, the most recorded by a nose tackle since Minnesota's Ken Clarke posted seven in 1990 (according to STATS LLC).

### **23 Damarious Randall, CB, Rookie, Arizona State**

- Earned first-team All-Pacific-12 honors at safety as a senior in 2014 after he led the Sun Devils in tackles (106) and passes defensed (12) and tied for the team lead with three interceptions.
- Appeared in 12 games with nine starts as a junior in '13, his first season at Arizona State, and posted 71 tackles (48 solo), three interceptions, six passes defensed and two forced fumbles.
- Was named an NJCAA first-team All-American in 2012 at Mesa (Ariz.) Community College after recording 69 tackles (50 solo), nine interceptions, 17 passes defensed, a forced fumble and a fumble recovery.



### **28 Sean Richardson, S, 4th Year, Vanderbilt**

- Played in all 16 games in 2014 for the first time in his career and led the team with a career-high 17 tackles on special teams.
- Returned to the field late in the 2013 season after suffering a neck injury that ended his rookie campaign prematurely in 2012.
- Was one of four non-drafted free agents to make the club's opening-day roster in 2012, joining T Don Barclay, WR Jarrett Boykin and LB Dezman Moses.

### **22 Aaron Ripkowski, FB, Rookie, Oklahoma**

- Former walk-on played in 47 games, starting 17 contests in four seasons.
- Winner of the Don Key Award, presented annually to an Oklahoma Sooner senior who exemplifies all-around excellence in the classroom and on the field.
- Named first-team All-Big 12 by 247Sports.com and second-team All-Big 12 by the league's coaches after the 2014 season.
- Saw the most extensive offensive action as a senior, starting a career-best nine games and recording four touchdowns (three rushing and one receiving).

### **12 Aaron Rodgers, QB, 11th Year, California**

- Was named the NFL's Most Valuable Player by *The Associated Press* in 2014 for the second time in his career (also 2011), becoming the eighth player in league history to win the award multiple times.
- Ranks No. 1 in NFL history (min. 1,500 attempts) with a career passer rating of 106.0, more than eight points ahead of No. 2 Tony Romo (97.6). Also ranks No. 1 in league annals in career INT percentage (1.64) and TD/INT ratio (3.96, 226/52) and ranks No. 3 in completion percentage (65.8) and yards/attempt (8.22).
- Is the only quarterback in league history to record a 100-plus passer rating in six consecutive seasons (2009-14), with no other QB doing so in more than four straight seasons.
- In 103 career regular-season starts, has posted 39 games with 300-plus passing yards, 60 without an interception (min. 15 attempts) and 62 with a 100-plus passer rating.

### **82 Richard Rodgers, TE, 2nd Year, California**

- Played in all 16 games with five starts as a rookie in 2014 and made 20 catches for 225 yards (11.3 avg.) and two TDs.
- Became the first rookie TE to start for the Packers in a season opener since Jackie Harris opened in a two-tight-end set in 1990. Also became the first rookie TE to appear in all 16 games since Bubba Franks in 2000.
- His 43-yard grab at Chicago in Week 4 was the longest reception by a rookie TE in team history.

### **24 Quinten Rollins, CB, Rookie, Miami (Ohio)**

- Played one season of college football and was named Mid-American Conference Defensive Player of the Year and first-team All-MAC.
- Started all 12 games in 2014 and tied the school single-season record for interceptions with seven, while also registering 72 tackles (53 solo), four tackles for a loss, a forced fumble, 16 passes defensed and a defensive touchdown.
- Played basketball for four seasons at Miami (Ohio) and ranked second in school history and 12th in conference history in steals (214). Finished his career ranked fourth at Miami in career assists (391), seventh in games started (106) and ninth in minutes played (3,448).

### **47 Jake Ryan, LB, Rookie, Michigan**

- Started 41 of 46 games played at Michigan, appearing at inside linebacker as a senior after spending his first three seasons at outside linebacker and defensive end.
- Served as a team captain for his final two seasons and was a three-time winner (2012-14) of the Roger Zatkoff Award, given to Michigan's top LB.
- Earned the Bo Schembechler Award, given to the team's most valuable player, in 2014.
- Named first-team All-Big Ten by the coaches and media in 2014 and second-team All-Big Ten (media and *Phil Steele's College Football*) and honorable mention (coaches) in 2012.

### **37 Sam Shields, CB, 6th Year, Miami**

- Earned his first career Pro Bowl selection in 2014, replacing Patriots CB Darrelle Revis, who played in the Super Bowl.
- Recorded a franchise-leading fifth career postseason interception in the 2014 NFC Championship Game at Seattle.
- Had his finest statistical season in 2013, setting new career highs for starts (14), tackles (64), solo tackles (57) and passes defensed (a team-high 25), and tied his previous career best with four INTs.

### **71 Josh Sitton, G, 8th Year, Central Florida**

- Was named to his second career Pro Bowl in 2014, his second selection in the last three seasons and his first to the original team (replaced Mike Lupati in 2012).
- Was named first-team All-Pro by *Sporting News*, second-team All-Pro by *The Associated Press* and first-team All-NFL and All-NFC by the PFWA in '14.
- Has started 94 of a possible 96 games over the past six seasons (2009-14), the most by a Packers offensive lineman over that span.
- Made the transition to left guard in 2013, starting every game there the past two seasons after spending his first five seasons with the club at right guard.

### **44 James Starks, RB, 6th Year, Buffalo**

- Played in all 16 games in 2014 for the first time in his career and rushed for 333 yards and two TDs on 85 attempts (3.9 avg.).
- Rushed for 493 yards and a career-high three TDs on 89 carries in 2013, an average of 5.54 yards per carry that ranked No. 1 in the NFL among players with 80-plus attempts.
- Was tied for No. 2 in the NFL in 2013 with three TD runs of 20-plus yards, trailing only Eagles RB LeSean McCoy (four).

### **65 Lane Taylor, G, 3rd Year, Oklahoma State**

- Played in all 16 games in 2014, seeing limited action on offense at both guard spots and as an extra lineman, and on special teams.
- Appeared on a career-high 63 snaps at New Orleans last season in Week 8, filling in at right guard following the first series for an injured T.J. Lang.
- Was one of three non-drafted rookie free agents to make Green Bay's opening-day roster in 2013.

### **16 Scott Tolzien, QB, 5th Year, Wisconsin**

- Spent the entire 2014 season on Green Bay's 53-man roster, but was a gameday inactive for the first 15 games and dressed but did not play in the season finale.
- Was on Green Bay's practice squad for the first eight games in 2013 before being signed to the active roster, appearing in three games with two starts on the season.
- Threw for 339 yards in his first career start (at N.Y. Giants, Week 11 of 2013), the most by a Green Bay QB in his first start with the team in franchise history.

### **73 JC Tretter, C/G, 3rd Year, Cornell**

- Opened the first three preseason contests at center for Green Bay in 2014, but a knee injury sustained vs. Oakland (Aug. 22) would sideline him for the first half of the season. Went on to see limited action in the final eight regular-season games and both playoff contests.
- Saw time at both tackle spots and at LG in reserve duty in 2014.
- Spent the majority of his rookie campaign in 2013 on reserve/physically unable to perform after sustaining a significant ankle injury during the first practice of Organized Team Activities in the spring.

### **79 Josh Walker, G, 1st Year, Middle Tennessee State**

- Was on Green Bay's practice squad for the final 13 games of the regular season and both playoff contests in 2014.
- Entered the league as a non-drafted free agent with Indianapolis in May 2014 and spent time on the Colts' practice squad early last season.
- A four-year letterman at Middle Tennessee State, he played in 49 games with 34 starts and earned second-team All-Conference USA honors as a senior.



# National Football League Game Summary

NFL Copyright © 2015 by The National Football League. All rights reserved. This summary and play-by-play is for the express purpose of assisting media in their coverage of the game; any other use of this material is prohibited without the written permission of the National Football League. Updated: 9/4/2015

Date: Thursday, 9/3/2015

New Orleans Saints at Green Bay Packers

Start Time: 6:08 PM CDT

at Lambeau Field, Green Bay, WI

## Game Day Weather

Game Weather: Partly Cloudy

Temp: 75° F (23.9° C) Humidity: 78%, Wind: North 7 mph

Played Outdoor on Turf: DD GrassMaster

## Officials

Referee: Triplette, Jeff (42)

Umpire: Smith, Shawn (14)

Head Linesman: Veteri, Tony (36)

Line Judge: Bergman, Jeff (32)

Side Judge: Kemp, Alex (55)

Field Judge: Prioleau, Dyrol (109)

Back Judge: Freeman, Steve (133)

Replay Official: Weidner, Paul ()

## Lineups

New Orleans Saints				Green Bay Packers			
Offense		Defense		Offense		Defense	
WR	16 B.Coleman	LDE	90 T.Barnes	WR	19 M.White	LDE	76 M.Daniels
LT	67 N.Becton	LDT	95 T.Davison	LT	60 J.Vujnovich	NT	98 L.Guion
LG	62 C.Lemon	RDT	74 A.Mabry	LG	65 L.Taylor	RDE	64 M.Pennel
C	63 M.McGlynn	RDE	98 P.Haralson	C	73 J.Tretter	LOLB	96 M.Neal
RG	65 S.Kelemete	WIL	91 K.Edebali	RG	79 J.Walker	BLB	54 C.Bradford
RT	75 A.Peat	MLB	54 J.Franklin	RT	67 D.Barclay	MLB	51 N.Palmer
TE	81 O.Charles	SAM	58 J.Anderson	TE	81 A.Quarless	ROLB	53 N.Perry
WR	83 W.Snead	LCB	23 S.Jean-Baptiste	WR	83 J.Janis	LCB	23 D.Randall
QB	7 L.McCown	SS	33 J.Sanford	QB	16 S.Tolzien	RCB	36 L.Gunter
FB	44 T.Opurum	FS	30 K.Phillips	RB	34 R.Neal	SS	28 S.Richardson
RB	34 T.Hightower	RCB	20 B.Dixon	FB	30 J.Kuhn	FS	32 C.Banjo

## Substitutions

QB 4 R.Griffin, K 5 D.Hopkins, P 6 T.Morstead, QB 9 D.Brees, WR 10 B.Cooks, WR 12 M.Colston, WR 13 J.Morgan, WR 15 S.Jones, WR 17 J. Morgan, QB 18 G.Grayson, CB 21 K.Lewis, RB 22 M.Ingram, CB 24 K.Wilson, S 25 R.Bush, RB 27 E.Baker, S 32 K.Vaccaro, FB 35 A.Johnson, DB 37 S.Seamster, CB 39 B.Browner, S 42 P.Warren, LB 45 H.Kikaha, LS 47 J.Drescher, RB/RS 48 M.Murphy, LB 52 H.Coley, LB 55 D.Tull, LB 57 D.Hawthorne, LB 59 D.Ellerbe, C 60 M.Unger, G/T 61 S.Hickey, T 64 Z.Strief, C 66 M.Golic, G 68 T.Lelito, DT 71 K.Eulls, T 72 T.Armstead, G 73 J.Evans, DE 76 A.Hicks, DE 78 B.Richardson, TE 82 B.Watson, TE 87 A.Smith, DT 92 J.Jenkins, DT 93 K.Williams, DE 94 C.Jordan

## Did Not Play

K 2 Z.Hocker, RB 28 C.Spiller, RB 29 K.Robinson, CB 38 D.Swann, CB 40 D.Breaux, LB 50 S.Anthony, LB 53 R.Humber, T 79 B.Harris, TE 86 C.Manhertz, TE 89 J.Hill

## Not Active

## Substitutions

K 2 M.Crosby, WR 5 E.Williams, QB 7 B.Hundley, P 8 T.Masthay, WR 11 L.Pinkard, S 20 J.Fanor, S 21 H.Clinton-Dix, FB 22 A.Ripkowski, CB 24 Q.Rollins, CB 25 T.Glover-Wright, CB 31 R.White, RB 38 J.Crockett, LB 43 J.Vaughters, RB 44 J.Starks, RB 46 A.Harris, LB 47 J.Ryan, LB 48 J.Thomas, LB 55 A.Mulumba, LB 59 J.Rasco, LS 61 B.Goode, C 72 G.Gerhart, G 74 M.Rotheram, C/G 77 A.Phillips, TE 80 J.Perillo, WR 84 J.Abbrederis, TE 85 M.Henry, TE 86 K.Backman, TE 89 R.Rodgers, LB 91 J.Elliott, DT 93 J.Boyd, DT 94 K.Thornton, DT 97 C.Ringo, DT 99 B.Gaston

## Did Not Play

QB 12 A.Rodgers, WR 17 D.Adams, WR 18 R.Cobb, RB 27 E.Lacy, CB 29 C.Hayward, DB 33 M.Hyde, CB 37 S.Shields, CB 39 D.Goodson, S 42 M.Burnett, LB 52 C.Matthews, LB 56 J.Peppers, LB 58 S.Barrington, C 63 C.Linsley, T 69 D.Bakhtiari, G 70 T.Lang, G 71 J.Sitton, T 75 B.Bulaga, WR 88 T.Montgomery, DT 90 B.Raji, DE 95 D.Jones

## Not Active

## Field Goals (made ( ) & missed)

D.Hopkins	(21) 53WR	M.Crosby	(54) 66SH				
		1	2	3	4	OT	Total
VISITOR:	New Orleans Saints	10	0	0	0	0	10
HOME:	Green Bay Packers	0	10	7	21	0	38

## Scoring Plays

Team	Qtr	Time	Play Description (Extra Point) (Drive Info)	Visitor	Home
Saints	1	10:36	W.Snead 7 yd. pass from L.McCown (D.Hopkins kick) (6-85, 2:45)	7	0
Saints	1	2:59	D.Hopkins 21 yd. Field Goal (13-58, 6:30)	10	0
Packers	2	4:56	M.Crosby 54 yd. Field Goal (9-27, 5:21)	10	3

# National Football League Game Summary

NFL Copyright © 2015 by The National Football League. All rights reserved. This summary and play-by-play is for the express purpose of assisting media in their coverage of the game; any other use of this material is prohibited without the written permission of the National Football League.

Updated: 9/4/2015

Packers	2	0:58	J.Janis 14 yd. pass from B.Hundley (M.Crosby kick) (7-56, 2:33)	10	10
Packers	3	10:54	L.Pinkard 77 yd. pass from B.Hundley (M.Crosby kick) (3-85, 1:31)	10	17
Packers	4	11:30	M.White 2 yd. pass from B.Hundley (M.Crosby kick) (7-21, 3:42)	10	24
Packers	4	7:11	M.White 3 yd. pass from B.Hundley (M.Crosby kick) (8-69, 3:15)	10	31
Packers	4	2:03	J.Crockett 15 yd. run (M.Crosby kick) (7-51, 4:23)	10	38
Paid Attendance: 73,863				Time: 2:53	

Final Individual Statistics

New Orleans Saints									Green Bay Packers																						
RUSHING						RUSHING						RUSHING																			
	ATT	YDS	AVG	LG	TD		ATT	YDS	AVG	LG	TD		ATT	YDS	AVG	LG	TD														
T.Hightower	8	34	4.3	7	0	J.Crockett	8	42	5.3	15	1	J.Crockett	8	42	5.3	15	1														
E.Baker	5	13	2.6	10	0	A.Harris	13	41	3.2	9	0	A.Harris	13	41	3.2	9	0														
M.Murphy	6	12	2.0	4	0	R.Neal	5	20	4.0	12	0	R.Neal	5	20	4.0	12	0														
T.Opurum	1	2	2.0	2	0	B.Hundley	4	12	3.0	13	0	B.Hundley	4	12	3.0	13	0														
Total	20	61	3.1	10	0	Total	30	115	3.8	15	1	Total	30	115	3.8	15	1														
PASSING									PASSING									PASSING													
	ATT	CMP	YDS	SK/YD	TD	LG	IN	RT		ATT	CMP	YDS	SK/YD	TD	LG	IN	RT		ATT	CMP	YDS	SK/YD	TD	LG	IN	RT					
G.Grayson	19	8	71	1/9	0	21	2	13.2	B.Hundley	23	16	236	1/2	4	77	0	142.4	B.Hundley	23	16	236	1/2	4	77	0	142.4					
R.Griffin	13	7	56	0/0	0	16	0	64.9	S.Tolzien	11	7	41	0/0	0	11	1	32.8	S.Tolzien	11	7	41	0/0	0	11	1	32.8					
L.McCown	5	5	82	0/0	1	45	0	158.3																							
Total	37	20	209	1/9	1	45	2	57.2	Total	34	23	277	1/2	4	77	1	119.4	Total	34	23	277	1/2	4	77	1	119.4					
PASS RECEIVING									PASS RECEIVING									PASS RECEIVING													
	TAR	REC	YDS	AVG	LG	TD				TAR	REC	YDS	AVG	LG	TD				TAR	REC	YDS	AVG	LG	TD							
B.Coleman	4	4	82	20.5	45	0	J.Crockett	4	4	49	12.3	22	0	J.Crockett	4	4	49	12.3	4	4	49	12.3	22	0							
W.Snead	5	3	31	10.3	16	1	M.White	6	4	46	11.5	36	2	M.White	6	4	46	11.5	6	4	46	11.5	36	2							
T.Opurum	4	3	17	5.7	12	0	R.Neal	4	4	20	5.0	11	0	R.Neal	4	4	20	5.0	4	4	20	5.0	11	0							
M.Murphy	6	3	8	2.7	6	0	A.Quarless	3	3	18	6.0	8	0	A.Quarless	3	3	18	6.0	3	3	18	6.0	8	0							
J.Morgan	4	2	27	13.5	14	0	J.Janis	4	2	21	10.5	14	1	J.Janis	4	2	21	10.5	4	2	21	10.5	14	1							
J. Morgan	6	2	22	11.0	14	0	L.Pinkard	3	1	77	77.0	77	1	L.Pinkard	3	1	77	77.0	3	1	77	77.0	77	1							
T.Hightower	4	2	9	4.5	5	0	K.Backman	1	1	20	20.0	20	0	K.Backman	1	1	20	20.0	1	1	20	20.0	20	0							
O.Charles	3	1	13	13.0	13	0	M.Henry	1	1	11	11.0	11	0	M.Henry	1	1	11	11.0	1	1	11	11.0	11	0							
A.Smith	1	0	0	0.0	0	0	J.Abbrederis	4	1	6	6.0	6	0	J.Abbrederis	4	1	6	6.0	4	1	6	6.0	6	0							
							J.Kuhn	1	1	6	6.0	6	0	J.Kuhn	1	1	6	6.0	1	1	6	6.0	6	0							
							A.Ripkowski	1	1	3	3.0	3	0	A.Ripkowski	1	1	3	3.0	1	1	3	3.0	3	0							
							J.Perillo	1	0	0	0.0	0	0	J.Perillo	1	0	0	0.0	1	0	0	0.0	0	0							
							E.Williams	1	0	0	0.0	0	0	E.Williams	1	0	0	0.0	1	0	0	0.0	0	0							
Total	37	20	209	10.5	45	1	Total	34	23	277	12.0	77	4	Total	34	23	277	12.0	34	23	277	12.0	77	4							
INTERCEPTIONS									INTERCEPTIONS									INTERCEPTIONS													
	NO	YDS	AVG	LG	TD					NO	YDS	AVG	LG	TD					NO	YDS	AVG	LG	TD								
K.Wilson	1	4	4.0	4	0	C.Banjo	1	6	6.0	6	0	C.Banjo	1	6	6.0	6	0	C.Banjo	1	6	6.0	6	0								
						T.Glover-Wright	1	1	1.0	1	0	T.Glover-Wright	1	1	1.0	1	0	T.Glover-Wright	1	1	1.0	1	0								
Total	1	4	4.0	4	0	Total	2	7	3.5	6	0	Total	2	7	3.5	6	0	Total	2	7	3.5	6	0								
PUNTING									PUNTING									PUNTING													
	NO	YDS	AVG	NET	TB	IN20	LG		NO	YDS	AVG	NET	TB	IN20	LG		NO	YDS	AVG	NET	TB	IN20	LG		NO	YDS	AVG	NET	TB	IN20	LG
T.Morstead	6	274	45.7	39.8	0	1	55	T.Masthay	4	172	43.0	42.8	0	2	52	T.Masthay	4	172	43.0	42.8	0	2	52								
Total	6	274	45.7	39.8	0	1	55	Total	4	172	43.0	42.8	0	2	52	Total	4	172	43.0	42.8	0	2	52								
PUNT RETURNS									PUNT RETURNS									PUNT RETURNS													
	NO	YDS	AVG	FC	LG	TD			NO	YDS	AVG	FC	LG	TD		NO	YDS	AVG	FC	LG	TD		NO	YDS	AVG	FC	LG	TD			
M.Murphy	1	1	1.0	0	1	0	J.Abbrederis	3	35	11.7	1	17	0	J.Abbrederis	3	35	11.7	1	17	0	J.Abbrederis	3	35	11.7	1	17	0				
W.Snead	0	0	0.0	1	0	0	[OUT OF BOUNDS]	2	0	0.0	0	0	0	[OUT OF BOUNDS]	2	0	0.0	0	0	0	0	0	0	0	0	0	0				
[DOWNED]	1	0	0.0	0	0	0																									
[OUT OF BOUNDS]	1	0	0.0	0	0	0																									
Total	1	1	1.0	1	1	0	Total	3	35	11.7	1	17	0	Total	3	35	11.7	1	17	0	Total	3	35	11.7	1	17	0				
KICKOFF RETURNS									KICKOFF RETURNS									KICKOFF RETURNS													
	NO	YDS	AVG	FC	LG	TD			NO	YDS	AVG	FC	LG	TD		NO	YDS	AVG	FC	LG	TD		NO	YDS	AVG	FC	LG	TD			
W.Snead	2	65	32.5	0	48	0	R.Neal	2	44	22.0	0	27	0	R.Neal	2	44	22.0	0	27	0	R.Neal	2	44	22.0	0	27	0				
J. Morgan	1	20	20.0	0	20	0	[TOUCHBACK]	1	0	0.0	0	0	0	[TOUCHBACK]	1	0	0.0	0	0	0	[TOUCHBACK]	1	0	0.0	0	0	0				
[TOUCHBACK]	4	0	0.0	0	0	0																									
Total	3	85	28.3	0	48	0	Total	2	44	22.0	0	27	0	Total	2	44	22.0	0	27	0	Total	2	44	22.0	0	27	0				

New Orleans Saints

FUMBLES	FUM	LOST	OWN-REC	YDS	TD	FORCED	OPP-REC	YDS	TD	OUT-BDS
J.Morgan	1	0	1	0	0	0	0	0	0	0
M.Murphy	1	0	0	0	0	0	0	0	0	1
J.Anderson	0	0	0	0	0	1	0	0	0	0
Total	2	0	1	0	0	1	0	0	0	1

Green Bay Packers

New Orleans Saints vs Green Bay Packers

9/3/2015 at Lambeau Field

# Final Individual Statistics

FUMBLES	FUM	LOST	OWN-REC	YDS	TD	FORCED	OPP-REC	YDS	TD	OUT-BDS
R.Neal	1	0	0	0	0	0	0	0	0	0
J.Tretter	0	0	1	0	0	0	0	0	0	0
C.Banjo	0	0	0	0	0	1	0	0	0	0
J.Fanor	0	0	0	0	0	1	0	0	0	0
Total	1	0	1	0	0	2	0	0	0	0



**New Orleans Saints vs Green Bay Packers**  
**9/3/2015 at Lambeau Field**

# Final Team Statistics

	Visitor Saints	Home Packers
<b>TOTAL FIRST DOWNS</b>	15	21
By Rushing	4	5
By Passing	9	12
By Penalty	2	4
<b>THIRD DOWN EFFICIENCY</b>	2-11-18%	6-14-43%
<b>FOURTH DOWN EFFICIENCY</b>	0-1-0%	2-2-100%
<b>TOTAL NET YARDS</b>	261	390
Total Offensive Plays (inc. times thrown passing)	58	65
Average gain per offensive play	4.5	6.0
<b>NET YARDS RUSHING</b>	61	115
Total Rushing Plays	20	30
Average gain per rushing play	3.1	3.8
Tackles for a loss-number and yards	2-3	3-4
<b>NET YARDS PASSING</b>	200	275
Times thrown - yards lost attempting to pass	1-9	1-2
Gross yards passing	209	277
<b>PASS ATTEMPTS-COMPLETIONS-HAD INTERCEPTED</b>	37-20-2	34-23-1
Avg gain per pass play (inc.# thrown passing)	5.3	7.9
<b>KICKOFFS Number-In End Zone-Touchbacks</b>	3-2-1	7-7-4
<b>PUNTS Number and Average</b>	6-45.7	4-43.0
Had Blocked	0	0
<b>FGs - PATs Had Blocked</b>	0-0	0-0
<b>Net Punting Average</b>	39.8	42.8
<b>TOTAL RETURN YARDAGE (Not Including Kickoffs)</b>	5	42
No. and Yards Punt Returns	1-1	3-35
No. and Yards Kickoff Returns	3-85	2-44
No. and Yards Interception Returns	1-4	2-7
<b>PENALTIES Number and Yards</b>	9-71	4-46
<b>FUMBLES Number and Lost</b>	2-0	1-0
<b>TOUCHDOWNS</b>	1	5
Rushing	0	1
Passing	1	4
<b>EXTRA POINTS Made-Attempts</b>	1-1	5-5
Kicking Made-Attempts	1-1	5-5
<b>FIELD GOALS Made-Attempts</b>	1-2	1-2
<b>RED ZONE EFFICIENCY</b>	1-2-50%	4-5-80%
<b>GOAL TO GO EFFICIENCY</b>	0-1-0%	2-2-100%
<b>SAFETIES</b>	0	0
<b>FINAL SCORE</b>	10	38
<b>TIME OF POSSESSION</b>	26:39	33:21

**New Orleans Saints vs Green Bay Packers**  
**9/3/2015 at Lambeau Field**

# Ball Possession And Drive Chart

## New Orleans Saints

#	Time Recd	Time Lost	Time Poss	How Ball Obtained	Drive Began	# Play	Yds Gain	Yds Pen	Net Yds	1st Down	Last Scrm	How Given Up
1	13:21	10:36	2:45	Punt	NO 15	6	85	0	85	4	* GB 7	Touchdown
2	9:29	2:59	6:30	Punt	NO 39	13	63	-5	58	4	* GB 3	Field Goal
3	13:00	10:17	2:43	Interception	NO 13	5	17	0	17	1	NO 30	Punt
4	4:56	3:31	1:25	Kickoff	NO 12	3	9	0	9	0	NO 21	Punt
5	0:58	0:04	0:54	Kickoff	NO 20	3	5	-5	0	0	NO 20	Punt
6	15:00	12:25	2:35	Kickoff	NO 10	5	28	0	28	2	NO 38	Punt
7	10:54	10:03	0:51	Kickoff	NO 20	3	2	0	2	0	NO 22	Punt
8	8:28	3:10	5:18	Punt	NO 17	11	42	6	48	4	GB 35	Missed FG
9	0:59	0:12	0:47	Punt	NO 8	2	-1	0	-1	0	NO 7	Interception
10	11:30	10:26	1:04	Kickoff	NO 20	3	3	0	3	0	NO 23	Punt
11	7:11	6:26	0:45	Kickoff	NO 44	2	0	0	0	0	NO 44	Interception
12	2:03	1:01	1:02	Kickoff	NO 20	4	8	0	8	0	NO 22	Downs

(238) Average NO 20

## Green Bay Packers

#	Time Recd	Time Lost	Time Poss	How Ball Obtained	Drive Began	# Play	Yds Gain	Yds Pen	Net Yds	1st Down	Last Scrm	How Given Up
1	15:00	13:21	1:39	Kickoff	GB 23	3	6	0	6	0	GB 29	Punt
2	10:36	9:29	1:07	Kickoff	GB 20	3	2	0	2	0	GB 22	Punt
3	2:59	13:00	4:59	Kickoff	GB 19	10	53	15	68	5	* NO 13	Interception
4	10:17	4:56	5:21	Punt	GB 37	9	22	5	27	2	NO 36	Field Goal
5	3:31	0:58	2:33	Punt	GB 44	7	66	-10	56	3	* NO 14	Touchdown
6	0:04	0:00	0:04	Punt	NO 48	1	0	0	0	0	NO 48	Missed FG
7	12:25	10:54	1:31	Punt	GB 15	3	85	0	85	1	GB 23	Touchdown
8	10:03	8:28	1:35	Punt	GB 28	3	3	0	3	0	GB 31	Punt
9	3:10	0:59	2:11	Missed FG	GB 43	4	15	0	15	1	NO 42	Punt
10	0:12	11:30	3:42	Interception	NO 21	7	25	-4	21	2	* NO 2	Touchdown
11	10:26	7:11	3:15	Punt	GB 31	8	64	5	69	4	* NO 3	Touchdown
12	6:26	2:03	4:23	Interception	GB 49	7	51	0	51	3	* NO 15	Touchdown
13	1:01	0:00	1:01	Downs	NO 28	2	-2	0	-2	0	NO 29	End of Game

(512) Average GB 39

\* inside opponent's 20

### Time of Possession by Quarter

		1st	2nd	3rd	4th	OT	Total
Visitor	New Orleans Saints	9:15	5:02	9:31	2:51		26:39
Home	Green Bay Packers	5:45	9:58	5:29	12:09		33:21

### Kickoff Drive No.-Start Average

Saints: 7 - NO 21      Packers: 3 - GB 21

**New Orleans Saints vs Green Bay Packers**  
**9/3/2015 at Lambeau Field**

# Final Defensive Statistics

New Orleans Saints	Regular Defensive Plays												Special Teams					Misc			
	TKL	AST	COMB	SK	/ YDS	TFL	Q	IN	PD	FF	FR		TKL	AST	FF	FR	BL	TKL	AST	FF	FR
K.Phillips	6	4	10	0	0	0	0	0	0	0	0		0	0	0	0	0	0	0	0	0
J.Franklin	5	2	7	0	0	0	0	0	0	0	0		1	0	0	0	0	0	0	0	0
B.Richardson	4	2	6	1	2	3	1	0	0	0	0		0	0	0	0	0	0	0	0	0
K.Edeballi	4	2	6	0	0	0	0	0	0	0	0		1	0	0	0	0	0	0	0	0
K.Wilson	5	0	5	0	0	0	0	1	1	0	0		0	0	0	0	0	0	0	0	0
A.Mabry	4	1	5	0	0	0	0	0	0	0	0		0	0	0	0	0	0	0	0	0
J.Anderson	3	2	5	0	0	0	0	0	0	1	0		0	0	0	0	0	0	0	0	0
J.Sanford	3	1	4	0	0	0	0	0	0	0	0		0	0	0	0	0	0	0	0	0
T.Barnes	2	1	3	0	0	0	0	0	0	0	0		0	0	0	0	0	0	0	0	0
B.Dixon	2	0	2	0	0	0	0	0	1	0	0		0	0	0	0	0	0	0	0	0
S.Jean-Baptiste	1	1	2	0	0	0	0	0	0	0	0		0	0	0	0	0	0	0	0	0
P.Warren	1	0	1	0	0	0	0	0	0	0	0		1	0	0	0	0	0	0	0	0
T.Davison	1	0	1	0	0	0	0	0	0	0	0		0	0	0	0	0	0	0	0	0
H.Coley	1	0	1	0	0	0	0	0	0	0	0		0	0	0	0	0	0	0	0	0
D.Tull	0	0	0	0	0	0	1	0	0	0	0		0	0	0	0	0	0	0	0	0
O.Charles	0	0	0	0	0	0	0	0	0	0	0		1	0	0	0	0	0	0	0	0
S.Jones	0	0	0	0	0	0	0	0	0	0	0		1	0	0	0	0	0	0	0	0
E.Baker	0	0	0	0	0	0	0	0	0	0	0		0	0	0	0	0	1	0	0	0
J. Morgan	0	0	0	0	0	0	0	0	0	0	0		0	0	0	0	0	1	0	0	0
J.Morgan	0	0	0	0	0	0	0	0	0	0	0		0	0	0	0	0	0	0	0	1
<b>Total</b>	<b>42</b>	<b>16</b>	<b>58</b>	<b>1</b>	<b>2</b>	<b>3</b>	<b>2</b>	<b>1</b>	<b>2</b>	<b>1</b>	<b>0</b>		<b>5</b>	<b>0</b>	<b>0</b>	<b>0</b>	<b>0</b>	<b>2</b>	<b>0</b>	<b>0</b>	<b>1</b>

TKL = Tackle AST = Assist COMB = Combined QH=QB Hit IN = Interception PD = Pass Defense FF = Forced Fumble FR = Fumble Recovery

Green Bay Packers	Regular Defensive Plays												Special Teams					Misc			
	TKL	AST	COMB	SK	/ YDS	TFL	QH	IN	PD	FF	FR		TKL	AST	FF	FR	BL	TKL	AST	FF	FR
J.Fanor	6	0	6	0	0	1	0	0	0	1	0		0	1	0	0	0	0	0	0	0
Q.Rollins	4	1	5	0	0	0	0	0	1	0	0		0	0	0	0	0	0	0	0	0
C.Banjo	4	0	4	0	0	0	0	1	2	1	0		1	0	0	0	0	0	0	0	0
D.Randall	4	0	4	0	0	0	0	0	0	0	0		0	0	0	0	0	0	0	0	0
J.Thomas	3	1	4	1	9	1	1	0	0	0	0		0	0	0	0	0	0	0	0	0
J.Elliott	3	1	4	0	0	0	1	0	1	0	0		1	0	0	0	0	0	0	0	0
S.Richardson	3	1	4	0	0	0	0	0	1	0	0		0	0	0	0	0	0	0	0	0
N.Palmer	3	0	3	0	0	0	0	0	0	0	0		1	0	0	0	0	0	0	0	0
J.Ryan	1	2	3	0	0	0	0	0	0	0	0		0	0	0	0	0	0	0	0	0
C.Bradford	2	0	2	0	0	0	0	0	0	0	0		0	0	0	0	0	0	0	0	0
L.Gunter	1	1	2	0	0	0	0	0	1	0	0		1	0	0	0	0	0	0	0	0
K.Thornton	1	1	2	0	0	0	0	0	0	0	0		0	0	0	0	0	0	0	0	0
N.Perry	1	0	1	0	0	0	0	0	0	0	0		0	0	0	0	0	0	0	0	0
J.Rasco	1	0	1	0	0	0	0	0	0	0	0		0	0	0	0	0	0	0	0	0
J.Vaughters	1	0	1	0	0	0	0	0	0	0	0		0	0	0	0	0	0	0	0	0
B.Gaston	0	0	0	0	0	0	2	0	0	0	0		0	0	0	0	0	0	0	0	0
T.Glover-Wright	0	0	0	0	0	0	0	1	1	0	0		0	0	0	0	0	0	0	0	0
T.Masthay	0	0	0	0	0	0	0	0	0	0	0		1	0	0	0	0	0	0	0	0
M.White	0	0	0	0	0	0	0	0	0	0	0		0	0	0	0	0	1	0	0	0
J.Tretter	0	0	0	0	0	0	0	0	0	0	0		0	0	0	0	0	0	0	0	1
<b>Total</b>	<b>38</b>	<b>8</b>	<b>46</b>	<b>1</b>	<b>9</b>	<b>2</b>	<b>4</b>	<b>2</b>	<b>7</b>	<b>2</b>	<b>0</b>		<b>5</b>	<b>1</b>	<b>0</b>	<b>0</b>	<b>0</b>	<b>1</b>	<b>0</b>	<b>0</b>	<b>1</b>

New Orleans Saints vs Green Bay Packers  
9/3/2015 at Lambeau Field

First Half Summary

PERIOD SCORES		TIME OF POSSESSION	
Saints	10 0 = 10	Saints	14:17
Packers	0 10 = 10	Packers	15:43

Scoring Plays					
Team	Qtr	Time	Play Description (Extra Point) (Drive Info)	Visitor	Home
Saints	1	10:36	W.Snead 7 yd. pass from L.McCown (D.Hopkins kick) (6-85, 2:45)	7	0
Saints	1	2:59	D.Hopkins 21 yd. Field Goal (13-58, 6:30)	10	0
Packers	2	4:56	M.Crosby 54 yd. Field Goal (9-27, 5:21)	10	3
Packers	2	0:58	J.Janis 14 yd. pass from B.Hundley (M.Crosby kick) (7-56, 2:33)	10	10

	New Orleans Saints	Green Bay Packers
TOTAL FIRST DOWNS	9	10
First Downs Rushing-Passing-by Penalty	3 - 5 - 1	3 - 5 - 2
THIRD DOWN EFFICIENCY	2-6-33%	4-7-57%
TOTAL NET YARDS	179	149
Total Offensive Plays	29	31
NET YARDS RUSHING	41	53
NET YARDS PASSING	138	96
Gross Yards Passing	138	96
Times thrown-yards lost attempting to pass	0-0	0-0
Pass Attempts-Completions-Had Intercepted	18 - 12 - 0	20 - 13 - 1
Punts-Number and Average	3 - 41	2 - 43
Penalties-Number and Yards	5 - 45	2 - 15
Fumbles-Number and Lost	0 - 0	1 - 0
Red Zone Efficiency	1-2-50%	1-2-50%
Average Drive Start	NO 20	GB 32

New Orleans Saints										Green Bay Packers									
RUSHING		ATT	YDS	AVG	LG	TD	RUSHING		ATT	YDS	AVG	LG	TD						
T.Hightower		8	34	4.3	7	0	R.Neal		5	20	4.0	12	0						
M.Murphy		2	5	2.5	4	0	B.Hundley		1	13	13.0	13	0						
T.Opurum		1	2	2.0	2	0	A.Harris		4	10	2.5	6	0						
							J.Crockett		1	10	10.0	10	0						
Total		11	41	3.7	7	0	Total		11	53	4.8	13	0						
PASSING		ATT	CMP	YDS	SK/YD	TD	LG	IN	RT	PASSING		ATT	CMP	YDS	SK/YD	TD	LG	IN	RT
R.Griffin		13	7	56	0/0	0	16	0	64.9	S.Tolzien		11	7	41	0/0	0	11	1	32.8
L.McCown		5	5	82	0/0	1	45	0	158.3	B.Hundley		9	6	55	0/0	1	22	0	120.1
Total		18	12	138	0/0	1	45	0	108.1	Total		20	13	96	0/0	1	22	1	72.1
PASS RECEIVING		TAR	REC	YDS	AVG	LG	TD	PASS RECEIVING		TAR	REC	YDS	AVG	LG	TD				
B.Coleman		3	3	61	20.3	45	0	R.Neal		4	4	20	5.0	11	0				
W.Snead		5	3	31	10.3	16	1	A.Quarless		3	3	18	6.0	8	0				
J. Morgan		2	2	22	11.0	14	0	J.Janis		4	2	21	10.5	14	1				
T.Opurum		3	2	15	7.5	12	0	J.Crockett		1	1	22	22.0	22	0				
T.Hightower		4	2	9	4.5	5	0	J.Abbrederis		2	1	6	6.0	6	0				
O.Charles		1	0	0	0.0	0	0	J.Kuhn		1	1	6	6.0	6	0				
								A.Ripkowski		1	1	3	3.0	3	0				
								M.White		2	0	0	0.0	0	0				
								L.Pinkard		1	0	0	0.0	0	0				
								J.Perillo		1	0	0	0.0	0	0				
Total		18	12	138	11.5	45	1	Total		20	13	96	7.4	22	1				

New Orleans Saints	Regular Defensive Plays	Special Teams	Misc
--------------------	-------------------------	---------------	------



**9/3/2015 at Lambeau Field**

## First Half Summary

	TKL	AST	COMB	SK	/ YDS	TFL	Q	IN	PD	FF	FR	TKL	AST	FF	FR	BL	TKL	AST	FF	FR
K.Phillips	3	1	4	0	0	0	0	0	0	0	0	0	0	0	0	0	0	0	0	0
J.Anderson	2	2	4	0	0	0	0	0	0	1	0	0	0	0	0	0	0	0	0	0
K.Edebali	3	0	3	0	0	0	0	0	0	0	0	1	0	0	0	0	0	0	0	0
K.Wilson	3	0	3	0	0	0	0	1	1	0	0	0	0	0	0	0	0	0	0	0
Total	11	3	14	0	0	0	0	1	1	1	0	1	0	0	0	0	0	0	0	0

Green Bay Packers	Regular Defensive Plays												Special Teams					Misc			
	TKL	AST	COMB	SK	/ YDS	TFL	QH	IN	PD	FF	FR	TKL	AST	FF	FR	BL	TKL	AST	FF	FR	
Q.Rollins	4	1	5	0	0	0	0	0	1	0	0	0	0	0	0	0	0	0	0	0	
D.Randall	4	0	4	0	0	0	0	0	0	0	0	0	0	0	0	0	0	0	0	0	
S.Richardson	3	1	4	0	0	0	0	0	0	0	0	0	0	0	0	0	0	0	0	0	
N.Palmer	3	0	3	0	0	0	0	0	0	0	0	0	1	0	0	0	0	0	0	0	
Total	14	2	16	0	0	0	0	0	1	0	0	1	0	0	0	0	0	0	0	0	

Play By Play

First Quarter

9/3/2015

GB wins toss, elects to Receive, and NO elects to defend the South goal.

D.Hopkins kicks 59 yards from NO 35 to GB 6. R.Neal to GB 23 for 17 yards (O.Charles).

Green Bay Packers at 15:00, (1st play from scrimmage 14:54)

- 1-10-GB 23 (14:54) S.Tolzien pass short right to J.Kuhn to GB 29 for 6 yards (K.Edebali).
- 2-4-GB 29 (14:20) R.Neal left tackle to GB 29 for no gain (J.Anderson).
- 3-4-GB 29 (13:43) (Shotgun) S.Tolzien pass incomplete short middle to M.White.
- 4-4-GB 29 (13:40) T.Masthay punts 47 yards to NO 24, Center-B.Goode. M.Murphy to NO 40 for 16 yards (C.Banjo).  
*PENALTY on NO-H.Coley, Offensive Holding, 10 yards, enforced at NO 25.*

New Orleans Saints at 13:21

- 1-10-NO 15 (13:21) (Shotgun) L.McCown pass deep right to B.Coleman to GB 40 for 45 yards (D.Randall, S.Richardson). P1
- 1-10-GB 40 (13:00) L.McCown pass short right to T.Opulum pushed ob at GB 28 for 12 yards (D.Randall). P2
- 1-10-GB 28 (12:28) T.Hightower right end to GB 25 for 3 yards (N.Palmer).
- 2-7-GB 25 (11:49) (Shotgun) L.McCown pass short middle to J. Morgan to GB 11 for 14 yards (L.Gunter; Q.Rollins). P3
- 1-10-GB 11 (10:40) (Shotgun) L.McCown pass short left to T.Hightower to GB 7 for 4 yards (N.Palmer).
- 2-6-GB 7 (10:40) **L.McCown pass short left to W.Snead for 7 yards, TOUCHDOWN.** P4  
D.Hopkins extra point is GOOD, Center-J.Drescher, Holder-L.McCown.

NO 7 GB 0, 6 plays, 85 yards, 2:45 drive, 4:24 elapsed

D.Hopkins kicks 65 yards from NO 35 to end zone, Touchback.

Green Bay Packers at 10:36

- 1-10-GB 20 (10:36) (Shotgun) S.Tolzien pass incomplete deep right to J.Perillo.
- 2-10-GB 20 (10:30) S.Tolzien pass short left to R.Neal to GB 22 for 2 yards (J.Franklin).
- 3-8-GB 22 (9:46) (Shotgun) S.Tolzien pass incomplete short right to J.Janis.
- 4-8-GB 22 (9:40) T.Masthay punts 39 yards to NO 39, Center-B.Goode, downed by GB-C.Banjo.

New Orleans Saints at 9:29

- 1-10-NO 39 (9:29) T.Hightower left guard to NO 45 for 6 yards (N.Palmer).
- 2-4-NO 45 (8:56) T.Hightower right end pushed ob at GB 46 for 9 yards (D.Randall).  
*PENALTY on NO-W.Snead, Offensive Holding, 10 yards, enforced at 50.*
- 2-9-NO 40 (8:29) R.Griffin pass short left to J. Morgan to NO 48 for 8 yards (Q.Rollins).
- 3-1-NO 48 (7:53) T.Opulum up the middle to 50 for 2 yards (N.Perry). R5
- 1-10-50 (7:22) R.Griffin pass short left to M.Murphy to GB 41 for 9 yards (C.Bradford).  
*PENALTY on GB-L.Gunter, Illegal Contact, 5 yards, enforced at 50 - No Play.* X6
- 1-10-GB 45 (6:53) (Shotgun) R.Griffin pass short right to B.Coleman to GB 38 for 7 yards (D.Randall).
- 2-3-GB 38 (6:16) T.Hightower left tackle to GB 33 for 5 yards (C.Bradford). R7
- 1-10-GB 33 (5:42) T.Hightower right tackle to GB 26 for 7 yards (S.Richardson).
- 2-3-GB 26 (5:08) R.Griffin pass incomplete deep left to W.Snead.
- 3-3-GB 26 (5:02) (Shotgun) R.Griffin pass short left to W.Snead to GB 10 for 16 yards (C.Banjo). P8
- 1-10-GB 10 (4:24) R.Griffin pass short right to T.Opulum to GB 7 for 3 yards (L.Gunter).
- 2-7-GB 7 (3:50) M.Murphy left tackle to GB 3 for 4 yards (S.Richardson).
- 3-3-GB 3 (3:08) (Shotgun) R.Griffin pass incomplete short left to O.Charles.
- 4-3-GB 3 (3:03) **D.Hopkins 21 yard field goal is GOOD, Center-J.Drescher, Holder-L.McCown.**

NO 10 GB 0, 13 plays, 58 yards, 1 penalty, 6:30 drive, 12:01 elapsed

D.Hopkins kicks 73 yards from NO 35 to GB -8. R.Neal ran ob at GB 19 for 27 yards (P.Warren).

Green Bay Packers at 2:59, (1st play from scrimmage 2:51)

- 1-10-GB 19 (2:51) (Shotgun) S.Tolzien pass short left to R.Neal pushed ob at GB 21 for 2 yards (J.Sanford). NO-J.Sanford was injured during the play.
- 2-8-GB 21 (2:30) (Shotgun) S.Tolzien pass short middle to A.Quarless to GB 29 for 8 yards (J.Franklin; J.Anderson). P1
- 1-10-GB 29 (1:52) (Shotgun) R.Neal left tackle to GB 32 for 3 yards (T.Davison).
- 2-7-GB 32 (1:13) S.Tolzien pass short middle to R.Neal to GB 43 for 11 yards (B.Dixon). P2  
*PENALTY on NO-P.Haralson, Roughing the Passer, 15 yards, enforced at GB 43.* X3  
*Penalty on NO-T.Davison, Illegal Use of Hands, declined.*
- 1-10-NO 42 (:51) R.Neal left end to NO 41 for 1 yard (J.Franklin, A.Mabry).
- 2-9-NO 41 (:11) S.Tolzien pass short middle to R.Neal to NO 36 for 5 yards (J.Anderson). FUMBLES (J.Anderson), recovered by GB-J.Tretter at NO 36. J.Tretter to NO 36 for no gain (A.Mabry).

New Orleans Saints vs Green Bay Packers at Lambeau Field								
END OF QUARTER	Score	Time	First Downs				Efficiencies	
		Poss	R	P	X	T	3 Down	4 Down
New Orleans Saints	10	9:15	2	5	1	8	2/3	0/0
Green Bay Packers	0	5:45	0	2	1	3	0/2	0/0

Second Quarter

9/3/2015

Play By Play

Green Bay Packers continued.

3-4-NO 36	(15:00) (Shotgun) R.Neal left tackle to NO 24 for 12 yards (P.Warren).	R4
<u>1-10-NO 24</u>	(14:24) R.Neal left end to NO 20 for 4 yards (K.Edebali).	
2-6-NO 20	(13:47) S.Tolzien pass short middle to A.Quarless to NO 13 for 7 yards (J.Sanford).	P5
<u>1-10-NO 13</u>	(13:07) (Shotgun) S.Tolzien pass short middle intended for M.White INTERCEPTED by K.Wilson at NO 9. K.Wilson to NO 13 for 4 yards (M.White).	

New Orleans Saints at 13:00

1-10-NO 13	(13:00) (Shotgun) R.Griffin pass short middle to B.Coleman to NO 22 for 9 yards (Q.Rollins).	
2-1-NO 22	(12:22) T.Hightower right end ran ob at NO 27 for 5 yards (C.Bradford).	R9
<u>1-10-NO 27</u>	(11:54) T.Hightower left end to NO 29 for 2 yards (J.Elliott).	
2-8-NO 29	(11:14) M.Murphy right end to NO 30 for 1 yard (Q.Rollins).	
3-7-NO 30	(10:35) (Shotgun) R.Griffin pass incomplete short left to W.Snead (Q.Rollins) [B.Gaston].	
4-7-NO 30	(10:30) T.Morstead punts 50 yards to GB 20, Center-J.Drescher. J.Abbrederis to GB 37 for 17 yards (K.Edebali).	

Green Bay Packers at 10:17

1-10-GB 37	(10:17) A.Harris left tackle to GB 43 for 6 yards (K.Phillips).	
2-4-GB 43	(9:41) B.Hundley pass short left to A.Quarless to GB 46 for 3 yards (K.Edebali).	
3-1-GB 46	(9:04) A.Harris left tackle to 50 for 4 yards (J.Anderson; K.Phillips).	R6
<u>1-10-50</u>	(8:24) A.Harris left guard to GB 49 for -1 yards (B.Richardson).	
2-11-GB 49	(7:44) B.Hundley pass short right to A.Ripkowski to NO 48 for 3 yards (A.Mabry).	
3-8-NO 48	(7:00) (Shotgun) B.Hundley sacked at GB 47 for -5 yards (D.Tull).	
	<i>PENALTY on NO-K.Wilson, Illegal Contact, 5 yards, enforced at NO 48 - No Play.</i>	X7
<u>1-10-NO 43</u>	(6:28) (Shotgun) B.Hundley pass incomplete deep left to J.Janis.	
2-10-NO 43	(6:22) A.Harris left guard to NO 42 for 1 yard (K.Phillips).	
3-9-NO 42	(5:43) (Shotgun) B.Hundley pass short middle to J.Abbrederis to NO 36 for 6 yards (K.Wilson).	
4-3-NO 36	<b>(5:02) M.Crosby 54 yard field goal is GOOD, Center-B.Goode, Holder-T.Masthay.</b>	

NO 10 GB 3, 9 plays, 27 yards, 1 penalty, 5:21 drive, 10:04 elapsed

M.Crosby kicks 73 yards from GB 35 to NO -8. J. Morgan to NO 12 for 20 yards (N.Palmer).

New Orleans Saints at 4:56, (1st play from scrimmage 4:50)

1-10-NO 12	(4:50) R.Griffin pass short middle to W.Snead to NO 20 for 8 yards (Q.Rollins).	
2-2-NO 20	(4:27) T.Hightower right guard to NO 21 for 1 yard (J.Elliott).	
3-1-NO 21	(3:45) R.Griffin pass incomplete short right to T.Opulum [J.Elliott].	
4-1-NO 21	(3:42) T.Morstead punts 45 yards to GB 34, Center-J.Drescher. J.Abbrederis to GB 44 for 10 yards (J.Franklin).	

Green Bay Packers at 3:31

1-10-GB 44	(3:31) J.Crockett left end to GB 47 for 3 yards (K.Edebali).	
	<i>PENALTY on GB-J.Perillo, Offensive Holding, 10 yards, enforced at GB 44 - No Play.</i>	
1-20-GB 34	(3:09) J.Crockett up the middle to GB 44 for 10 yards (K.Wilson).	
2-10-GB 44	(2:34) (Shotgun) B.Hundley pass incomplete short left to L.Pinkard (B.Dixon).	
3-10-GB 44	(2:28) (Shotgun) B.Hundley scrambles up the middle to NO 43 for 13 yards (S.Jean-Baptiste).	R8

Two-Minute Warning

<u>1-10-NO 43</u>	(2:00) B.Hundley pass short middle to J.Crockett to NO 21 for 22 yards (K.Phillips).	P9
<u>1-10-NO 21</u>	(1:20) (No Huddle, Shotgun) B.Hundley pass incomplete deep right to J.Abbrederis.	
2-10-NO 21	(1:13) (Shotgun) B.Hundley pass short middle to J.Janis to NO 14 for 7 yards (K.Wilson).	
	Timeout #1 by GB at 01:03.	
3-3-NO 14	<b>(1:03) (Shotgun) B.Hundley pass short middle to J.Janis for 14 yards, TOUCHDOWN.</b>	P10
	M.Crosby extra point is GOOD, Center-B.Goode, Holder-T.Masthay.	

NO 10 GB 10, 7 plays, 56 yards, 2:33 drive, 14:02 elapsed

M.Crosby kicks 65 yards from GB 35 to end zone, Touchback.

New Orleans Saints at 0:58

1-10-NO 20	(:58) (Shotgun) R.Griffin pass short middle to T.Hightower to NO 25 for 5 yards (S.Richardson).	
2-5-NO 25	(:36) (No Huddle, Shotgun) R.Griffin pass incomplete short left to T.Hightower.	
3-5-NO 25	(:30) (Shotgun) R.Griffin pass incomplete short middle to T.Hightower.	



New Orleans Saints vs Green Bay Packers at Lambeau Field

4-5-NO 25 (:26) T.Morstead punts 57 yards to GB 18, Center-J.Drescher. J.Abbrederis to GB 33 for 15 yards (J.Anderson). FUMBLES (J.Anderson), RECOVERED by NO-P. Warren at GB 24. P. Warren to GB 24 for no gain (C.Banjo).  
*PENALTY on NO-S.Jean-Baptiste, Illegal Touch Kick, 5 yards, enforced at NO 25 - No Play.*

4-10-NO 20 (:11) T.Morstead punts 28 yards to NO 48, Center-J.Drescher, out of bounds.

Timeout #2 by GB at 00:04.

Timeout #1 by NO at 00:04.

Green Bay Packers at 0:04

1-10-NO 48 (:04) M.Crosby 66 yard field goal is No Good, Center-B.Goode, Holder-T.Masthay. M.Murphy at NO -8 to NO 38 for 46 yards (T.Masthay).

END OF QUARTER

	Score	Time Poss	First Downs				Efficiencies	
			R	P	X	T	3 Down	4 Down
New Orleans Saints	10	5:02	1	0	0	1	0/3	0/0
Green Bay Packers	10	9:58	3	3	1	7	4/5	0/0

Third Quarter

9/3/2015

Play By Play

NO elects to Receive, and GB elects to defend the South goal.

M.Crosby kicks 72 yards from GB 35 to NO -7. W.Snead to NO 10 for 17 yards (J.Elliott, J.Fanor).

New Orleans Saints at 15:00, (1st play from scrimmage 14:55)

1-10-NO 10	(14:55) G.Grayson pass short left to O.Charles to NO 23 for 13 yards (J.Fanor).	P10
<u>1-10-NO 23</u>	(14:23) G.Grayson pass short middle to J.Morgan to NO 37 for 14 yards (C.Banjo). FUMBLES (C.Banjo), and recovers at NO 37. J.Morgan to NO 37 for no gain (J.Fanor).	P11
<u>1-10-NO 37</u>	(13:47) M.Murphy left tackle to NO 35 for -2 yards (J.Ryan; J.Thomas).	
2-12-NO 35	(13:14) M.Murphy up the middle to NO 38 for 3 yards (K.Thornton).	
3-9-NO 38	(12:40) (Shotgun) G.Grayson pass incomplete deep middle to O.Charles (S.Richardson) [B.Gaston].	
4-9-NO 38	(12:35) T.Morstead punts 55 yards to GB 7, Center-J.Drescher. J.Abbrederis to GB 15 for 8 yards (S.Jones).	

Green Bay Packers at 12:25

1-10-GB 15	(12:25) A.Harris right tackle to GB 16 for 1 yard (J.Sanford, T.Barnes). Timeout #1 by GB at 11:42.	
2-9-GB 16	(11:42) A.Harris right tackle to GB 23 for 7 yards (K.Edebali).	
3-2-GB 23	<b>(11:07) (Shotgun) B.Hundley pass short middle to L.Pinkard for 77 yards, TOUCHDOWN.</b> M.Crosby extra point is GOOD, Center-B.Goode, Holder-T.Masthay.	P11

NO 10 GB 17, 3 plays, 85 yards, 1:31 drive, 4:06 elapsed

M.Crosby kicks 65 yards from GB 35 to end zone, Touchback.

New Orleans Saints at 10:54

1-10-NO 20	(10:54) E.Baker right end to NO 22 for 2 yards (J.Ryan).	
2-8-NO 22	(10:19) (Shotgun) G.Grayson pass incomplete short left to A.Smith.	
3-8-NO 22	(10:15) (Shotgun) G.Grayson pass incomplete short middle to M.Murphy (J.Elliott).	
4-8-NO 22	(10:11) T.Morstead punts 50 yards to GB 28, Center-J.Drescher, fair catch by J.Abbrederis.	

Green Bay Packers at 10:03

1-10-GB 28	(10:03) B.Hundley sacked at GB 26 for -2 yards (B.Richardson).	
2-12-GB 26	(9:24) J.Crockett left tackle to GB 31 for 5 yards (A.Mabry).	
3-7-GB 31	(8:41) (Shotgun) B.Hundley pass incomplete deep middle to J.Abbrederis.	
4-7-GB 31	(8:36) T.Masthay punts 52 yards to NO 17, Center-B.Goode, fair catch by W.Snead. Timeout #1 by NO at 08:28.	

New Orleans Saints at 8:28

1-10-NO 17	(8:28) G.Grayson pass short right to J.Morgan to NO 30 for 13 yards (J.Thomas).	P12
<u>1-10-NO 30</u>	(7:54) G.Grayson pass short left to T.Opulum to NO 32 for 2 yards (J.Rasco).	
2-8-NO 32	(7:19) G.Grayson pass deep left to B.Coleman ran ob at GB 47 for 21 yards (C.Banjo).	P13
<u>1-10-GB 47</u>	(6:56) G.Grayson pass incomplete deep middle to J.Morgan (L.Gunter).	
2-10-GB 47	(6:48) M.Murphy left tackle to GB 44 for 3 yards (J.Thomas).	
3-7-GB 44	(6:11) (Shotgun) G.Grayson pass short right to J. Morgan pushed ob at GB 25 for 19 yards (R.White). <i>PENALTY on NO-J. Morgan, Offensive Pass Interference, 10 yards, enforced at GB 44 - No Play.</i>	
3-17-NO 46	(5:46) (Shotgun) G.Grayson pass incomplete deep middle to J. Morgan (C.Banjo). <i>PENALTY on GB-C.Banjo, Defensive Pass Interference, 21 yards, enforced at NO 46 - No Play.</i>	X14
<u>1-10-GB 33</u>	(5:40) E.Baker left end ran ob at GB 31 for 2 yards (C.Banjo).	
2-8-GB 31	(5:07) (Shotgun) E.Baker left end to GB 21 for 10 yards (J.Fanor).	R15
<u>1-10-GB 21</u>	(4:30) G.Grayson pass incomplete short right to J. Morgan.	
2-10-GB 21	(4:26) (Shotgun) G.Grayson sacked at GB 30 for -9 yards (J.Thomas).	
3-19-GB 30	<i>(4:26) (Shotgun) PENALTY on NO-G.Grayson, Delay of Game, 5 yards, enforced at GB 30 - No Play.</i>	
3-24-GB 35	(3:20) (Shotgun) G.Grayson pass incomplete short middle to M.Murphy.	
4-24-GB 35	(3:15) D.Hopkins 53 yard field goal is No Good, Wide Right, Center-J.Drescher, Holder-L.McCown.	

Green Bay Packers at 3:10

1-10-GB 43	(3:10) B.Hundley pass short left to M.Henry to NO 46 for 11 yards (K.Phillips).	P12
<u>1-10-NO 46</u>	(2:34) A.Harris left end to NO 40 for 6 yards (J.Anderson).	
2-4-NO 40	(1:54) A.Harris left tackle to NO 42 for -2 yards (K.Phillips; B.Richardson).	
3-6-NO 42	(1:14) (Shotgun) B.Hundley pass incomplete short middle to L.Pinkard. GB-L.Pinkard was injured during the play.	

New Orleans Saints vs Green Bay Packers at Lambeau Field

4-6-NO 42 (1:05) T.Masthay punts 34 yards to NO 8, Center-B.Goode, out of bounds.

New Orleans Saints at 0:59

1-10-NO 8 (:59) E.Baker up the middle to NO 7 for -1 yards (J.Ryan; K.Thornton).

2-11-NO 7 (:20) (Shotgun) G.Grayson pass short middle intended for J.Morgan INTERCEPTED by T.Glover-Wright (C.Banjo) at NO 22. T.Glover-Wright to NO 21 for 1 yard (E.Baker).

Green Bay Packers at 0:12

1-10-NO 21 (:12) J.Crockett left end to NO 18 for 3 yards (T.Barnes).

END OF QUARTER

	Score	Time	First Downs				Efficiencies	
		Poss	R	P	X	T	3 Down	4 Down
New Orleans Saints	10	9:31	1	4	1	6	0/3	0/0
Green Bay Packers	17	5:29	0	2	0	2	1/3	0/0

Fourth Quarter

9/3/2015

Play By Play

Green Bay Packers continued.

2-7-NO 18	(15:00) (Shotgun) B.Hundley scrambles left end ran ob at NO 17 for 1 yard (B.Dixon).	
3-6-NO 17	(14:19) (Shotgun) B.Hundley pass short middle to M.White to NO 12 for 5 yards (K.Wilson) [D.Tull].	
	<i>PENALTY on NO-D.Tull, Roughing the Passer, 6 yards, enforced at NO 12.</i>	X13
<u>1-6-NO 6</u>	(13:50) J.Crockett right tackle to NO 4 for 2 yards (B.Richardson).	
2-4-NO 4	(13:12) B.Hundley pass short left to A.Ripkowski for 4 yards, TOUCHDOWN NULLIFIED by Penalty.	
	<i>PENALTY on GB-K.Backman, Offensive Pass Interference, 10 yards, enforced at NO 4 - No Play.</i>	
2-14-NO 14	(13:06) (Shotgun) B.Hundley pass short middle to J.Crockett to NO 10 for 4 yards (J.Franklin).	
3-10-NO 10	(12:22) (Shotgun) B.Hundley pass short middle to J.Crockett to NO 2 for 8 yards (K.Wilson).	
4-2-NO 2	<b>(11:34) (Shotgun) B.Hundley pass short left to M.White for 2 yards, TOUCHDOWN.</b>	P14
	M.Crosby extra point is GOOD, Center-B.Goode, Holder-T.Masthay.	

NO 10 GB 24, 7 plays, 21 yards, 1 penalty, 3:42 drive, 3:30 elapsed

M.Crosby kicks 65 yards from GB 35 to end zone, Touchback.

New Orleans Saints at 11:30

1-10-NO 20	(11:30) M.Murphy right end pushed ob at NO 23 for 3 yards (J.Fanor).
2-7-NO 23	(10:45) (Shotgun) G.Grayson pass incomplete short right to M.Murphy.
3-7-NO 23	(10:37) (Shotgun) G.Grayson pass incomplete deep right to J. Morgan.
4-7-NO 23	(10:33) T.Morstead punts 46 yards to GB 31, Center-J.Drescher, out of bounds.

Green Bay Packers at 10:26

1-10-GB 31	(10:26) B.Hundley pass short right to M.White to NO 33 for 36 yards (K.Phillips).	P15
<u>1-10-NO 33</u>	(9:57) (No Huddle) A.Harris right tackle to NO 29 for 4 yards (K.Edebali; J.Franklin).	
	<i>PENALTY on NO-T.Davison, Illegal Use of Hands, 5 yards, enforced at NO 29.</i>	X16
<u>1-10-NO 24</u>	(9:26) (No Huddle, Shotgun) B.Hundley pass incomplete short left to J.Abbrederis.	
2-10-NO 24	(9:23) (Shotgun) B.Hundley pass short middle to J.Crockett pushed ob at NO 9 for 15 yards (J.Sanford; K.Phillips).	P17
	Timeout #2 by GB at 08:31.	
<u>1-9-NO 9</u>	(8:31) J.Crockett up the middle to NO 4 for 5 yards (J.Franklin).	
2-4-NO 4	(7:59) J.Crockett left end to NO 3 for 1 yard (H.Coley, B.Richardson).	
3-3-NO 3	(7:21) (Shotgun) B.Hundley pass incomplete short right to E.Williams.	
	<i>Penalty on GB-M.White, Offensive Pass Interference, declined.</i>	
4-3-NO 3	<b>(7:17) (Shotgun) B.Hundley pass short right to M.White for 3 yards, TOUCHDOWN.</b>	P18
	M.Crosby extra point is GOOD, Center-B.Goode, Holder-T.Masthay.	

NO 10 GB 31, 8 plays, 69 yards, 1 penalty, 3:15 drive, 7:49 elapsed

M.Crosby kicks 69 yards from GB 35 to NO -4. W.Snead to NO 44 for 48 yards (L.Gunter).

New Orleans Saints at 7:11, (1st play from scrimmage 7:04)

1-10-NO 44	(7:04) E.Baker left end to NO 44 for no gain (J.Vaughters).
2-10-NO 44	(6:34) G.Grayson pass short middle intended for J. Morgan INTERCEPTED by C.Banjo at GB 43. C.Banjo to GB 49 for 6 yards (J. Morgan).

Green Bay Packers at 6:26

1-10-GB 49	(6:26) A.Harris right tackle to GB 48 for -1 yards (B.Richardson).	
2-11-GB 48	(5:43) A.Harris left end to NO 43 for 9 yards (K.Phillips; K.Edebali).	
3-2-NO 43	(5:00) A.Harris left tackle to NO 36 for 7 yards (J.Franklin, S.Jean-Baptiste).	R19
<u>1-10-NO 36</u>	(4:17) A.Harris left end to NO 36 for no gain (T.Barnes).	
2-10-NO 36	(3:38) B.Hundley pass deep right to K.Backman to NO 16 for 20 yards (K.Phillips).	P20
<u>1-10-NO 16</u>	(2:52) J.Crockett right tackle to NO 15 for 1 yard (A.Mabry).	
2-9-NO 15	<b>(2:08) J.Crockett right end for 15 yards, TOUCHDOWN.</b>	R21
	M.Crosby extra point is GOOD, Center-B.Goode, Holder-T.Masthay.	

NO 10 GB 38, 7 plays, 51 yards, 4:23 drive, 12:57 elapsed

M.Crosby kicks 65 yards from GB 35 to end zone, Touchback.

New Orleans Saints at 2:03, (1st play from scrimmage 2:02)

1-10-NO 20	(2:02) (Shotgun) G.Grayson pass incomplete short middle to J. Morgan.
------------	---

Two-Minute Warning



New Orleans Saints vs Green Bay Packers at Lambeau Field

- 2-10-NO 20(1:57) (Shotgun) G.Grayson pass short right to M.Murphy to NO 18 for -2 yards (J.Fanor, J.Elliott).
- 3-12-NO 18(1:30) (No Huddle, Shotgun) G.Grayson pass short middle to M.Murphy to NO 22 for 4 yards (J.Elliott).
- 4-8-NO 22(1:09) (No Huddle, Shotgun) G.Grayson pass short middle to M.Murphy to NO 30 for 8 yards (J.Fanor). FUMBLES (J.Fanor), ball out of bounds at NO 28.

Green Bay Packers at 1:01

- 1-10-NO 28(1:01) B.Hundley kneels to NO 29 for -1 yards.
- 2-11-NO 29(:26) B.Hundley kneels to NO 30 for -1 yards.

END OF QUARTER

	Score	Time	First Downs				Efficiencies	
		Poss	R	P	X	T	3 Down	4 Down
New Orleans Saints	10	2:51	0	0	0	0	0/2	0/1
Green Bay Packers	38	12:09	2	5	2	9	1/4	2/2

# Miscellaneous Statistics Report

## New Orleans Saints vs Green Bay Packers

9/3/2015 at Lambeau Field

### Ten Longest Plays for New Orleans Saints

Yards	Qtr	Play Start	Play Description
45	1	1-10-NO 15	(13:21) (Shotgun) L.McCown pass deep right to B.Coleman to GB 40 for 45 yards (D.Randall, S.Richardson).
21	3	2-8-NO 32	(7:19) G.Grayson pass deep left to B.Coleman ran ob at GB 47 for 21 yards (C.Banjo).
16	1	3-3-GB 26	(5:02) (Shotgun) R.Griffin pass short left to W.Snead to GB 10 for 16 yards (C.Banjo).
14	1	2-7-GB 25	(11:49) (Shotgun) L.McCown pass short middle to J. Morgan to GB 11 for 14 yards (L.Gunter; Q.Rollins).
14	3	1-10-NO 23	(14:23) G.Grayson pass short middle to J.Morgan to NO 37 for 14 yards (C.Banjo). FUMBLES (C.Banjo), and recovers at NO 37. J.Morgan to NO 37 for no gain (J.Fanor).
13	3	1-10-NO 10	(14:55) G.Grayson pass short left to O.Charles to NO 23 for 13 yards (J.Fanor).
13	3	1-10-NO 17	(8:28) G.Grayson pass short right to J.Morgan to NO 30 for 13 yards (J.Thomas).
12	1	1-10-GB 40	(13:00) L.McCown pass short right to T.Opurum pushed ob at GB 28 for 12 yards (D.Randall).
10	3	2-8-GB 31	(5:07) (Shotgun) E.Baker left end to GB 21 for 10 yards (J.Fanor).
9	2	1-10-NO 13	(13:00) (Shotgun) R.Griffin pass short middle to B.Coleman to NO 22 for 9 yards (Q.Rollins).

### Ten Longest Plays for Green Bay Packers

Yards	Qtr	Play Start	Play Description
77	3	3-2-GB 23	(11:07) (Shotgun) B.Hundley pass short middle to L.Pinkard for 77 yards, TOUCHDOWN.
36	4	1-10-GB 31	(10:26) B.Hundley pass short right to M.White to NO 33 for 36 yards (K.Phillips).
26	1	2-7-GB 32	(1:13) S.Tolzien pass short middle to R.Neal to GB 43 for 11 yards (B.Dixon).
22	2	1-10-NO 43	(2:00) B.Hundley pass short middle to J.Crockett to NO 21 for 22 yards (K.Phillips).
20	4	2-10-NO 36	(3:38) B.Hundley pass deep right to K.Backman to NO 16 for 20 yards (K.Phillips).
15	4	2-10-NO 24	(9:23) (Shotgun) B.Hundley pass short middle to J.Crockett pushed ob at NO 9 for 15 yards (J.Sanford; K.Phillips).
15	4	2-9-NO 15	(2:08) J.Crockett right end for 15 yards, TOUCHDOWN.
14	2	3-3-NO 14	(1:03) (Shotgun) B.Hundley pass short middle to J.Janis for 14 yards, TOUCHDOWN.
13	2	3-10-GB 44	(2:28) (Shotgun) B.Hundley scrambles up the middle to NO 43 for 13 yards (S.Jean-Baptiste).
12	2	3-4-NO 36	(15:00) (Shotgun) R.Neal left tackle to NO 24 for 12 yards (P.Warren).

### Touchdown Scoring Information

		Offense	Defense	Special Teams
<b>VISITOR</b>	New Orleans Saints	1	0	0
<b>HOME</b>	Green Bay Packers	5	0	0

### Player Scoring Information

Club	Player	TD	Rush TD	Rec TD	KO TD	Punt TD	Int TD	Fum TD	Misc TD	FG	XP	2Pt Rush	2Pt Rec	Sfty	Points
NO	W.Snead	0	0	1	0	0	0	0	0	0	0	0	0	0	6
NO	D.Hopkins	0	0	0	0	0	0	0	0	1	1	0	0	0	4
GB	M.White	0	0	2	0	0	0	0	0	0	0	0	0	0	12
GB	M.Crosby	0	0	0	0	0	0	0	0	1	5	0	0	0	8
GB	J.Crockett	0	1	0	0	0	0	0	0	0	0	0	0	0	6
GB	L.Pinkard	0	0	1	0	0	0	0	0	0	0	0	0	0	6
GB	J.Janis	0	0	1	0	0	0	0	0	0	0	0	0	0	6

### Possession Detail

	First Half		Second Half		Game	
	Visitor	Home	Visitor	Home	Visitor	Home
Largest Lead	10	0	0	28	10	28
Drives Leading	3	0	0	6	3	6
Time of Possession Leading	10:38	0:00	0:00	16:07	10:38	16:07
Largest Deficit	0	-10	-28	0	-28	-10
Drives Trailing	0	4	6	0	6	4
Time of Possession Trailing	0:00	14:00	9:47	0:00	9:47	14:00
Times Score Tied Up		1		0		1
Lead Changes		1		1		2

# Playtime Percentage

Percent of playtime per player on offense, defense and special teams

New Orleans Saints										Green Bay Packers									
		Offense		Defense		Special Teams				Offense		Defense		Special Teams					
A Peat	T	62	100%			3	10%	J Vujnovich		T	68	100%							
N Becton	T	62	100%			3	10%	J Abbrederis		WR	62	91%			7	23%			
C Lemon	G	57	92%					G Gerhart		C	52	76%			4	13%			
S Kelemete	G	46	74%			3	10%	B Hundley		QB	52	76%							
O Charles	TE	45	73%			20	65%	J Walker		G	51	75%			7	23%			
M McGlynn	G	40	65%			3	10%	D Barclay		T	50	74%			7	23%			
J Morgan	WR	35	56%			7	23%	M Rotheram		G	35	51%							
B Coleman	WR	34	55%			5	16%	A Phillips		C	35	51%							
M Murphy	RB	33	53%			3	10%	L Taylor		G	34	50%			7	23%			
J Morgan	WR	33	53%					M White		WR	33	49%			9	29%			
G Grayson	QB	32	52%					J Janis		WR	32	47%			11	35%			
W Snead	WR	30	48%			9	29%	J Crockett		RB	30	44%			2	6%			
A Smith	TE	28	45%			6	19%	K Backman		TE	25	37%			8	26%			
R Griffin	QB	24	39%			1	3%	M Henry		TE	25	37%			5	16%			
T Oporum	RB	23	37%			16	52%	A Harris		RB	22	32%							
M Golic	G	22	35%			3	10%	L Pinkard		WR	21	31%			2	6%			
S Hickey	T	22	35%			3	10%	J Perillo		TE	20	29%			1	3%			
T Hightower	RB	20	32%			6	19%	A Quarless		TE	19	28%			6	19%			
S Jones	WR	19	31%			15	48%	A Ripkowski		RB	18	26%			15	48%			
E Baker	RB	9	15%			4	13%	J Tretter		C	16	24%			7	23%			
L McCown	QB	6	10%			2	6%	R Neal		RB	16	24%			3	10%			
J Franklin	LB			68	100%	15	48%	S Tolzien		QB	16	24%							
S Jean-Baptiste	CB			68	100%	14	45%	E Williams		WR	12	18%			3	10%			
B Dixon	CB			68	100%	9	29%	J Kuhn		FB	4	6%							
K Edebali	LB			66	97%	15	48%	C Banjo		FS			53	85%	21	68%			
A Mabry	NT			56	82%	7	23%	L Gunter		CB			46	74%	15	48%			
K Phillips	SS			55	81%	14	45%	Q Rollins		DB			43	69%	12	39%			
J Anderson	LB			51	75%	23	74%	J Fanor		DB			42	68%	9	29%			
T Barnes	DE			47	69%	1	3%	J Elliott		LB			41	66%	10	32%			
B Richardson	DE			42	62%			S Richardson		SS			39	63%	12	39%			
J Sanford	SS			40	59%	14	45%	L Guion		DT			38	61%	9	29%			
P Warren	S			39	57%	12	39%	B Gaston		DT			33	53%	3	10%			
K Wilson	CB			35	51%	14	45%	J Vaughters		LB			32	52%	15	48%			
K Eulls	DT			33	49%			J Ryan		LB			32	52%	10	32%			
T Davison	DT			30	44%	14	45%	C Ringo		DT			32	52%	3	10%			
H Coley	LB			17	25%	23	74%	N Palmer		LB			30	48%	17	55%			
D Tull	LB			12	18%	24	77%	K Thornton		DT			30	48%	2	6%			
P Haralson	LB			10	15%	3	10%	D Randall		DB			29	47%	9	29%			
A Brown	NT			7	10%			J Thomas		LB			25	40%	9	29%			
S Seamster	CB			4	6%	4	13%	C Bradford		LB			25	40%	3	10%			
J Drescher	LS					10	32%	A Mulumba		LB			24	39%	10	32%			
T Morstead	P					7	23%	R White		DB			23	37%	5	16%			
D Hopkins	K					6	19%	N Perry		LB			19	31%					
								T Glover-Wright		DB			18	29%	7	23%			

J Boyd	DE	9	15%	3	10%
M Daniels	DE	6	10%		
M Neal	LB	6	10%		
M Pennel	NT	5	8%		
J Rasco	LB	2	3%	1	3%
M Crosby	K			14	45%
B Goode	LS			11	35%
T Masthay	P			11	35%
R Rodgers	TE			10	32%
J Starks	RB			4	13%
H Clinton-Dix	FS			2	6%