



SEATTLE  
**SEAHAWKS**



**PACKERS**

*Packers Weekly Media Information Packet*

SEATTLE SEAHAWKS **VS** GREEN BAY PACKERS

Sunday, September 20, 2015 @ 7:30 pm CDT • Lambeau Field



# THE DOPE SHEET

OFFICIAL PROGRAM AND PUBLICATION, ACME-PACKERS FOOTBALL TEAM.

Packers Public Relations • Lambeau Field Atrium • 1265 Lombardi Avenue • Green Bay, WI 54304 • 920/569-7500 • 920/569-7201 fax  
Jason Wahlers, Aaron Popkey, Sarah Quick, Tom Fanning, Nathan LoCascio

**VOL. XVII; NO. 8**

**GREEN BAY, SEPT. 15, 2015**

**WEEK 2**

## GREEN BAY (1-0) VS. SEATTLE (0-1)

Sunday, Sept. 20 • Lambeau Field • 7:30 p.m. CDT

### PACKERS HOST THE SEAHAWKS IN PRIMETIME MATCHUP

The Green Bay Packers and Seattle Seahawks will face each other for the 16th time during the regular season and for the second consecutive year in a nationally televised night game.



- ▶ From the first meeting in 1976 until 2005, Green Bay and Seattle played just 10 times in the regular season. The teams have squared off five times from 2006-14.
- ▶ Including playoffs, the Packers have played the Seahawks seven times since 2006. That is tied with the New York Giants and San Francisco 49ers for the most games Green Bay has played against a non-division opponent over that time span.
- ▶ Sunday will be the Seahawks' first trip to Lambeau Field since 2009. Including postseason, the Packers are 8-3 against Seattle at home, with wins in the last five. Green Bay has won three of the last five home games against the Seahawks by 20-plus points (22, 22, 38).
- ▶ The Packers and Seahawks were the top two seeds in the NFC playoffs last year and met in the NFC Championship.
- ▶ This will be the first time the Packers have hosted Seattle for the home opener.
- ▶ Green Bay has won each of its last five Week 2 games and is 7-2 in Week 2 contests since 2006.
- ▶ Sunday's game starts a stretch of four home games over the next five weeks for the Packers.

### HOME OPENERS

Under Head Coach **Mike McCarthy**, the Packers are 7-2 in home openers, including winning seven of the last eight.

- ▶ It will be the fourth time the Packers play the home opener in Week 2 under McCarthy. Last season, Green Bay beat the New York Jets, 31-24, in 2013 the Packers beat the Washington Redskins, 38-20, and in 2010, the Green Bay defeated the Buffalo Bills, 34-7.
- ▶ Green Bay is 6-1 in home openers with **Aaron Rodgers** starting at quarterback. Rodgers has thrown for 300-plus yards in each of the last four home openers (312, 303, 480, 346). He has registered a passer rating over 100.0 in five home openers (115.5, 116.3, 132.1, 146.0, 109.8) and was above 90.0 in the other two (92.0, 93.3).
- ▶ It is only the 18th time in franchise history that Green Bay will play its home opener outside of Week 1. The Packers are 9-8 in the previous 17 contests.
- ▶ Of the 17 times Green Bay has opened at home outside of Week 1, only once did it come after the second week of the season. That occurred in 1924, when the Packers beat the Kansas City Blues 16-0 in Week 3.
- ▶ The Packers have 51 victories all-time in home openers, joining the Bears (65) and Lions (52) as the only NFL teams to win 50-plus home openers. Green Bay is the only NFL team to win 50-plus home openers and 50-plus road openers (54 victories).

### WITH THE CALL

NBC will broadcast the game to a national audience. Play-by-play man **Al Michaels** joins color commentator **Cris Collinsworth** in the booth with **Michele Tafoya** reporting from the sidelines.



- ▶ Milwaukee's WTMJ (620 AM), airing Green Bay games since November 1929, heads up the Packers Radio Network that is made up of 50 stations in five states. **Wayne Larrivee** (play-by-play) and two-time Packers Pro Bowler **Larry McCarren** (color) call the action. McCarren first joined the team's broadcasts in 1995 and enters his 21st season calling Packers' games. McCarren has four times been voted Wisconsin Sportscaster of the Year by the National Sportscasters and Sportswriters Association. After originally being paired together in 1999, McCarren and Larrivee enter their 17th season of broadcasts together.
- ▶ Westwood One Sports will air the game across the country. **Kevin Kugler** (play-by-play) and **James Lofton** (analyst) will call the action and **Scott Graham** hosts the pregame and halftime shows.
- ▶ The broadcast is also available on Sirius Satellite Radio (WTMJ feed) as part of the network's NFL Sunday Drive.

### REGULAR SEASON

Date	Opponent	Time (CT)	TV
Sun., Sept. 13	at Chicago Bears	.....W, 31-23	62,442
Sun., Sept. 20	SEATTLE SEAHAWKS	7:30 p.m.	NBC
Mon., Sept. 28	KANSAS CITY CHIEFS (Gold Pkg.)	7:30 p.m.	ESPN
Sun., Oct. 4	at San Francisco 49ers	3:25 p.m.	FOX
Sun., Oct. 11	ST. LOUIS RAMS	*12 p.m.	CBS
Sun., Oct. 18	SAN DIEGO CHARGERS	*3:25 p.m.	CBS
Sun., Oct. 25	BYE		
Sun., Nov. 1	at Denver Broncos	*7:30 p.m.	NBC
Sun., Nov. 8	at Carolina Panthers	*12 p.m.	FOX
Sun., Nov. 15	DETROIT LIONS (Gold Pkg.)	*12 p.m.	FOX
Sun., Nov. 22	at Minnesota Vikings	*12 p.m.	FOX
Thu., Nov. 26	CHICAGO BEARS	7:30 p.m.	NBC
Thu., Dec. 3	at Detroit Lions	7:25 p.m.	CBS/NFLN
Sun., Dec. 13	DALLAS COWBOYS	*3:25 p.m.	FOX
Sun., Dec. 20	at Oakland Raiders	*3:05 p.m.	FOX
Sun., Dec. 27	at Arizona Cardinals	*3:25 p.m.	FOX
Sun., Jan. 3	MINNESOTA VIKINGS	*12 p.m.	FOX

\*—Start time and broadcast may shift due to NFL flexible scheduling

### NFL POSTSEASON DATES

Jan. 9-10	.....AFC and NFC Wild Card Playoffs
Jan. 16-17	.....AFC and NFC Divisional Playoffs
Jan. 24	.....AFC and NFC Championship Games
Jan. 31	.....Pro Bowl, Aloha Stadium, Honolulu, Hawaii
Feb. 7	.....Super Bowl 50, Levi's Stadium, Santa Clara, California





**PACKERS VS. SEAHAWKS - WEEK 2**

**HOME SWEET HOME**

Green Bay excelled at Lambeau Field last season, finishing 8-0 at home for the second time in the last 12 regular seasons (2011) and the fifth time since the 1970 AFL-NFL merger (1996-97, 2002).

- ▶ Green Bay won nine games at home (including the postseason) for the fourth time in franchise history (nine in 1920 and 1997 / 10 in 1996).
- ▶ The Packers were one of two teams to go undefeated at home during the 2014 regular season (Denver).
- ▶ Under Head Coach **Mike McCarthy**, Green Bay is 54-17-1 at home during the regular season. The Packers' .757 winning percentage ranks **No. 3 in the NFL** over that span:

Team	Record At Home (Since 2006)	Pct.
1. New England	63-10	.863
2. Baltimore	56-16	.778
<b>3. Green Bay</b>	<b>54-17-1</b>	<b>.757</b>
4. Indianapolis	54-18	.750

- ▶ In the final seven home games of the 2014 regular season, the Packers outscored opponents 93-7 in the first quarter and 189-30 in the first half.
- ▶ Green Bay led the NFL with 318 points scored at home during the 2014 regular season. It was the third-most points scored at home during the regular season in NFL history:

Team, Season	Points Scored At Home
1. New Orleans, 2011	329
2. Green Bay, 2011	321
<b>3. Green Bay, 2014</b>	<b>318</b>
4. Denver, 2013	316

- ▶ The Packers were one of three teams in the NFL with a home point differential above 100 at home during the 2014 regular season:

Team	Point Differential At Home
<b>1. Green Bay</b>	<b>+155</b>
2. New England	+130
3. Denver	+117
4. Baltimore	+94
5. Seattle	+86

- ▶ Green Bay's plus-155 point differential at home was the highest in franchise history (dating back to 1940), eclipsing the plus-151 in 1996.
- ▶ The Packers scored more than 40 points in four home games last season, which tied New England for the NFL lead in 2014. They were one behind the most by a Green Bay team since 1940 (five in 2011).
- ▶ Green Bay scored more than 30 points in each of the first five home games in 2014 (31, 42, 38, 55, 53). Dating back to 1921, it was the first time the Packers registered at least 30 points in each of their first five home games.
- ▶ The Packers finished the regular season with seven 30-plus point games at home to lead the NFL and tie 2011 for the most by a Packers team (dating back to 1940).
- ▶ Under McCarthy, Green Bay has scored 30-plus points at home during the regular season 35 times, winning 33 of those contests. The Packers' 35 home games with at least 30 points are tied for the second most in the league since 2006 (NE, 38 / NO, 35).

- ▶ The Packers had a plus-nine turnover ratio at home during the 2014 regular season to tie for the NFL lead:

Team	Turnover Margin At Home
<b>1t. Green Bay</b>	<b>+9</b>
1t. New England	+9
3t. Arizona	+6
3t. Cleveland	+6
3t. Baltimore	+6
3t. Houston	+6

- ▶ QB **Aaron Rodgers** threw 24 touchdowns with zero interceptions on 240 attempts, joining Patriots QB Tom Brady (241 attempts in 2003) as the only QBs in NFL history to throw 200-plus passes at home in a single regular season with no interceptions.
- ▶ Rodgers recorded a passer rating of 133.2 at home during the 2014 regular season, the highest in NFL history:

Player	Passer Rating At Home
<b>1. Aaron Rodgers, GB, 2014</b>	<b>133.2</b>
2. Aaron Rodgers, GB, 2011	128.5
3. Aaron Rodgers, GB, 2013	126.4
4. Drew Brees, NO, 2013	126.3
5. Russell Wilson, SEA, 2012	123.6

- ▶ Rodgers led the league in a few other passing categories at home during the 2014 regular season (min. 150 att.):

Player	Yards/Attempt At Home
<b>1. Aaron Rodgers, GB</b>	<b>9.73</b>
2. Ben Roethlisberger, PIT	8.85
3. Ryan Fitzpatrick, HOU	8.78

Player	TD Pct. At Home
<b>1. Aaron Rodgers, GB</b>	<b>10.4</b>
2. Peyton Manning, DEN	8.0
3. Ben Roethlisberger, PIT	7.3

Player	INT Pct. At Home
<b>1. Aaron Rodgers, GB</b>	<b>0.0</b>
2. Carson Palmer, ARI	0.6
3. Tom Brady, NE	1.0

- ▶ RB **Eddie Lacy's** eight touchdowns at home in 2014 (five rushing, three receiving) **ranked No. 3 in the NFL among running backs** last season:

Running Back	TDs At Home
1. Marshawn Lynch, SEA	12
2. Jamaal Charles, KC	9
<b>3. Eddie Lacy, GB</b>	<b>8</b>



**PACKERS VS. SEAHAWKS - WEEK 2**

**SUNDAY NIGHT SUCCESS**

Green Bay will play Seattle on Sunday night, the first of two scheduled appearances scheduled for the Packers to play in primetime on Sunday this season.

- ▶ The Packers have won nine of their last 12 games played on Sunday night.
- ▶ Under Head Coach **Mike McCarthy**, the Packers are 10-5 overall (.667) on Sunday night.
- ▶ Green Bay is 22-7 all-time in Sunday night contests, a .759 winning percentage that ranks **No. 1 in NFL history** (since 1978):

Team	W-L Record	Pct.
<b>1. Green Bay</b>	<b>22-7</b>	<b>.759</b>
2. Miami	19-8	.704
3. Seattle	19-11	.633

- ▶ The Packers have scored 25-plus points in nine of their last 11 Sunday night games, including a 55-14 win at home over Chicago last season.
- ▶ In 12 career regular-season starts on Sunday night, QB **Aaron Rodgers** has completed 265 of 398 passes (66.6 percent) for 3,485 yards and 29 TDs with just five INTs for a 113.1 passer rating.

**SEPTEMBER STARTS**

Under Head Coach **Mike McCarthy**, Green Bay has been one of the most successful teams in the league early in the season.

- ▶ Since McCarthy took over in 2006, the Packers have a 20-12 (.625) mark in the month of September. Green Bay's 20 wins are tied for No. 2 in the NFC and No. 5 in the NFL.

Team	September Wins (2006-14)
1t. Baltimore	22
1t. New England	22
3t. Dallas	21
3t. Denver	21
<b>5. Green Bay</b>	<b>20</b>
6t. Arizona	19
6t. Chicago	19
6t. Indianapolis	19
6t. San Diego	19
6t. Seattle	19

- ▶ In the month of September under McCarthy (2006-15), the Packers rank in the top five in the following offensive categories: points per game (3rd, 26.1), touchdowns (1st, 99), passing touchdowns (1st, 65), completions (3rd, 756), completion percentage (4th, 65.6), gross passing yards (6th, 8,764), passer rating (1st, 100.4) and touchdown/interception ratio (1st, 3.42, 65/19).
- ▶ Dating back to 2008, QB **Aaron Rodgers** is one of four quarterbacks in the NFL with a passer rating of 100-plus in the month of September (min. 100 att.).

Quarterback	Passer Rating in Sept.
1. Peyton Manning, IND/DEN	106.7
<b>2. Aaron Rodgers, GB</b>	<b>102.7</b>
3. Drew Brees, NO	101.9
4. Philip Rivers, SD	100.6

- ▶ Since becoming a full-time starter in 2008, Rodgers ranks in the top 10 in the month of September in numerous passing categories:

Passing Category	Total	Rank
Touchdown/Interception	3.57	2
Passing Touchdowns	50	4
Touchdown Percentage	5.8	4
Passing Yards	6,660	5
25-plus-yard pass plays	51	6
Completion Percentage	66.5	7

**BREAKING DOWN THE 53**

The Packers' 53-man roster is composed of 25 offensive players, 25 defensive players and three specialists.

- ▶ Of the 53 players on Green Bay's roster, 36 of them (67.9 percent) were draft picks of the Packers. Dating back to 2009, Green Bay has selected eight players in the first round, six of which are still on the team.
- ▶ Green Bay has 16 players on the roster that began their careers as non-drafted free agents, with nine of those originally signed by Green Bay.
- ▶ Almost 50 percent of the players (23 of 53, 43.4 percent) on Green Bay's roster entered the league as a sixth-round or seventh-round pick or as a non-drafted player.
- ▶ The Packers have six players on the roster that played in the NFL prior to the 2009 season. Four of those players were draft picks of the Packers (QB **Aaron Rodgers**, WR **James Jones**, K **Mason Crosby** and G **Josh Sitton**) and four have made at least one Pro Bowl (FB **John Kuhn**, Rodgers, LB **Julius Peppers** and Sitton).
- ▶ Of the 53 players on the roster, 45 began their pro careers with the Packers (84.9 percent).
- ▶ Only 18 of the 53 players on the roster (34.0 percent) were selected in the first three rounds of the draft, with 17 being drafted by the Packers.
- ▶ Of the 53 players on the roster, 43 of them (81.1 percent) are 28 years old or younger (as of Sept. 20) and 23 players (43.4 percent) are 24 years old or younger.

**GREEN BAY'S ROSTER ...**

**BY AGE (as of Sept. 20)**

21-24	23 players
25-28	20 players
29-32	8 players
33-plus	2 players

**BY EXPERIENCE**

R-1	11 players
2-3	18 players
4-5	7 players
6-9	14 players
10-plus	3 players

**BY DRAFT ROUND**

1st	8 players
2nd/3rd	10 players
4th/5th	11 players
6th/7th	8 players
Undrafted	16 players



**PACKERS VS. SEAHAWKS - WEEK 2**

**STAT OF THE WEEK**

- ▶ In Week 1 QB **Aaron Rodgers** completed 18 of 23 passes (78.3 percent) for 189 yards, three touchdowns and zero interceptions for a passer rating of 140.5.
- ▶ It marked Rodgers' third consecutive game against Chicago with at least three touchdown passes, no interceptions and a 140-plus passer rating, making him the only quarterback in NFL history to throw at least three touchdowns with no interceptions and post a 140-plus passer rating in three consecutive games against a single opponent.
- ▶ It was the second time Rodgers had recorded a 140-plus passer rating, three touchdowns and zero interceptions in three consecutive games against one team (Minnesota, 2010-11).
- ▶ Rodgers is the only QB in NFL history to throw 13 touchdowns and zero interceptions over a 3-game span against one opponent (Chi).
- ▶ Rodgers also recorded 35 yards on eight carries against the Bears, including two runs of 10-plus yards, which was tied for the most by a quarterback in Week 1 this season.
- ▶ It was the fourth time he recorded a passer rating of 100.0-plus in Week 1, which is tied for No. 3 in the NFL since Rodgers became a starter in 2008.
- ▶ Rodgers has now thrown for three-plus touchdowns three times in Week 1, tied for No. 2 in the league since 2008.
- ▶ His 78.3 completion percentage against Chicago was the second highest in a season opener since he completed 81.8 percent of his passes against Minnesota in his first career start in 2008.

▶ WR **James Jones** registered two touchdown receptions in Week 1 vs. Chicago, his first game back with the Packers. It was his sixth career game with multiple touchdowns (all with Green Bay), including his third against the Bears.

**DEFENSE**

- ▶ LB **Clay Matthews** registered an interception he returned 42 yards. In 2014, he returned an interception 40 yards at Chicago. They were the second- and third-longest interception returns of his career behind the 62-yard INT he ran back for a touchdown against Dallas in 2010.
- ▶ If Matthews records an interception this week, it will be the second time in his career with INTs in back-to-back games (2011).
- ▶ LB **Julius Peppers** led the team with 1.5 sacks in Week 1 at Chicago. Dating back to last regular and postseason, he has six sacks in the last five games.
- ▶ In two games against the Seahawks last season, S **Ha Ha Clinton-Dix** recorded 13 tackles (10 solo), a sack and two interceptions.

**SPECIAL TEAMS**

- ▶ K **Mason Crosby** (1,044) needs 11 points to surpass Ryan Longwell (1,054) for the franchise record.
- ▶ Crosby (269) is nine field-goal attempts short of surpassing Longwell (277) for the most in team history.
- ▶ In his first career game, WR **Ty Montgomery** averaged 35.3 yards on three kick returns, including a long of 46 yards. It marked the longest kick return by a Packer since a 70-yarder by S **Micah Hyde** vs. Pittsburgh on 12/22/13.

**WHAT TO LOOK FOR**

- ▶ With a win, Green Bay will start the season 2-0 for the first time since 2011. It would be the fifth 2-0 start under Head Coach **Mike McCarthy**.
- ▶ Including the postseason, the Packers have won nine consecutive home games, it is the third-longest streak of the McCarthy era. (13, 2010-11 / 11, 2012-13).

**OFFENSE**

- ▶ Dating back to 2012, QB **Aaron Rodgers** has thrown 418 passes at home in the regular season without an interception and 36 consecutive touchdown passes at home without an interception, both NFL records.
- ▶ If Rodgers throws for 300-plus yards, it will be the 41st 300-yard passing game of his career during the regular season.
- ▶ Rodgers has recorded a passer rating of 100-plus in each of the first two games of the season three times in his career (2008, 2011, 2013).
- ▶ If Rodgers throws three-plus touchdowns, it will mark just the second time he has registered three or more touchdowns in back-to-back games to start the season (2013).
- ▶ In regular season games with five-plus attempts, Rodgers has registered a 100-plus quarterback rating in 12 straight home contests.
- ▶ WR **Randall Cobb** needs one reception to extend his consecutive regular season games with a reception to 42.
- ▶ RB **Eddie Lacy** finished the 2014 regular season by surpassing 100 yards from scrimmage in each of the final nine contests, the longest streak in team history. Last week against Chicago, Lacy recorded 99 yards from scrimmage, 1 yard short of extending the streak.
- ▶ Including the postseason, Lacy has rushed for more than 90 yards in six of the last nine games.

**A HISTORY OF SUCCESS**

In Week 4 of the 2014 season, the Packers became the second NFL franchise to win 700 regular-season games.

▶ A look at the top regular-season win totals in league history:

Team	Regular-Season Wins
1. Chicago	735
<b>2. Green Bay</b>	<b>711</b>
3. N.Y. Giants	667
4. Pittsburgh	579
5. Washington	569

▶ The Packers secured their 30th postseason berth in the history of the franchise last season, third most in league annals:

Team	Postseason Appearances
1t. Dallas	31
1t. N.Y. Giants	31
<b>3. Green Bay</b>	<b>30</b>

▶ Green Bay has made the postseason each of the last six seasons, joining New England as the only team in the league to accomplish that feat each year from 2009-14. The streak of six consecutive postseason appearances is **tied for No. 1 in team history**:

Seasons	Consecutive Playoff Berths
<b>1t. 2009-14</b>	<b>6</b>
1t. 1993-98	6
3. 2001-04	4



**THE DOPE ON THIS WEEK'S OPPONENT:**

**Packers vs. Seahawks:**

**Regular season, all-time:**

8-7

**All-time, postseason:**

2-1

**All-time, in Green Bay:**

6-1

**Streaks:** The Seahawks have won the past two regular-season meetings.

**Last meeting, regular season:**

Sept. 4, 2014; Seahawks won, 36-16, CenturyLink Field



**COACHES CAPSULES**

**Mike McCarthy:** 102-55-1, .649 (incl. 7-6 postseason); 10th NFL season

**Pete Carroll:** 91-67-0, .576 (incl. 8-5 postseason); 10th NFL season (6th with Seahawks)

**Head to Head:** Carroll 3-0

**vs. Opponent:** McCarthy 3-4 vs. Seahawks; Carroll 3-2 vs. Packers

**MIKE MCCARTHY**...Is in his 10th year as the Packers' 14th head coach.

- ▶ Joined Vince Lombardi and Mike Holmgren as the only coaches to guide the Packers to a Super Bowl title with a win over Pittsburgh in Super Bowl XLV.
- ▶ Led the Packers to their sixth consecutive playoff appearance last season, joining New England as the only two NFL teams to do so over that span. Has also led the team to seven playoff appearances in the last eight years (2007, 2009-14).
- ▶ Has guided the Packers to top-10 finishes in scoring each of the past eight seasons (2007-14), joining the Patriots as the only other team to accomplish the feat; Packers finished first overall in scoring in 2014.
- ▶ His .659 winning percentage during the regular season (95-49-1) ranks No. 3 among active NFL coaches (min. 50 games).
- ▶ Was named Packers head coach on Jan. 12, 2006, his first head-coaching job after 13 years as an NFL assistant.

**PETE CARROLL**...Is in his sixth year as the Seahawks' eighth head coach.

- ▶ Helped the Seahawks reach back-to-back Super Bowls (2013-14) for the first time in franchise history and the first time since New England did it in 2004-05.
- ▶ Led Seattle to its first Super Bowl win in franchise history in 2013.
- ▶ Coached the youngest Super Bowl-winning roster in NFL history (26 years, 162 days).
- ▶ Has one of the best defenses in the league the past two years (2013-14), as his team has led the league in yards per game, yards per pass, pass yards per game and points per game.
- ▶ Has captured four division championships, two conference championships and one Super Bowl in his six seasons as head coach.

**THE PACKERS-SEAHAWKS SERIES**

- ▶ The two clubs have met 18 times, including playoffs.
- ▶ For a span of eight head-to-head meetings from 1996-2008, Mike Holmgren was the head coach for one of the teams.
- ▶ Since Seattle's shift to the NFC in 2002, the two teams have met 10 times (including playoffs). They met in six of seven seasons from 2003-09, with 2004 being the lone exception.
- ▶ Neither team has ever won more than three regular-season contests in a row.
- ▶ The Packers have won the past five regular-season contests at Lambeau Field.

**NOTABLE CONNECTIONS**

Packers EVP/GM/Dir. of football operations Ted Thompson spent five seasons (2000-04) as the Seahawks' VP of football operations...Packers assoc. HC/LBs Winston Moss played his final three seasons in Seattle (1995-97) and began his coaching career with the Seahawks as defensive quality control coach in 1998...Packers asst. director of pro personnel Tim Terry played for the Seahawks for three seasons (2000-02)...Packers asst. OL coach Mike Solari served as Seattle's OL coach from 2008-09... Packers LBs Clay Matthews and Nick Perry played for Seahawks HC Pete Carroll at Southern California...Carroll served as the DC (1995-96) with the 49ers while Solari held the same position...Packers RBs coach Sam Gash played for New England when Carroll was the HC and while Seahawks QBs coach Carl Smith was on staff (1997)...Seahawks P Jon Ryan played for Green Bay in 2006-07...Seahawks QB Russell Wilson played at the University of Wisconsin...Seahawks C Drew Nowak is from Green Bay, Wis...Seahawks EVP/GM John Schneider is a native of De Pere, Wis. and went to Abbot Pennings High School...Schneider served two different stints in the Packers' personnel dept. (1993-96, 2002-09), concluding as director of football operations...Schneider and Packers VP of football administration/player finance Russ Ball worked together in Washington in 2001...Schneider worked alongside Ball and Packers HC Mike McCarthy, special teams coordinator Ron Zook, Solari and Dir. of college scouting Brian Gutekunst in Kansas City (1997-99)...Seahawks DC Kris Richard played CB for the 49ers (2005) while McCarthy was on staff...Seahawks OC Darrell Bevell played QB at the University of Wisconsin and coached on Green Bay's staff from 2000-05...Seahawks asst. OL coach Pat Ruel held the same position with the Packers from 2001-02...Seahawks asst. special teams coach Chad Morton worked for the Packers from 2009-13...Morton and Packers secondary-safeties coach Darren Perry were teammates in New Orleans (2000) while Moss and Zook were on staff...Perry and Seahawks asst. HC/OL Tom Cable and special teams coordinator Brian Schneider were on the same Oakland Raiders staff from 2007-08...Packers DC Dom Capers and Smith coached together with the Philadelphia/Baltimore Stars (USFL)...Capers and Smith worked on the same staff as Packers OL coach James Campen and Gutekunst in New Orleans...Seahawks WRs coach Kippy Brown previously coached the Green Bay RBs (2000); Brown coached alongside Capers (2002-05) with the Texans while Packers asst. special teams coach Jason Simmons played CB...Brown also coached WRs in Detroit (2006-07) while Gash worked with RBs...Seahawks LBs coach Michael Barrow played for Carolina (1997-99) while Capers was the HC... Barrow served as the LBs coach for the University of Miami (2007-2013) while Packers CB Sam Shields, pro scout Glenn Cook and Seahawks TE Jimmy Graham were a part of the team...Seahawks asst. strength and conditioning coach Mondray Gee held the same position in Green Bay in 2008-09...Packers QBs/WRs coach Alex Van Pelt worked in the same position for Tampa Bay while Seahawks DE Michael Bennett played for the Bucs (2010-11)...Gash was on the staff in Detroit while Seahawks DE Cliff Avril played for the Lions from 2008-12...Former college teammates include Packers QB Aaron Rodgers and Seahawks RB Marshawn Lynch and DT Brandon Mebane (California), Packers RB Eddie Lacy and S Ha Ha Clinton-Dix and Seahawks DT Jesse Williams (Alabama), Matthews and Perry and Seahawks LB Mike Morgan (Southern California).

**LAST MEETING, REGULAR SEASON**

Sept. 4, 2014, at CenturyLink Field, Seahawks won, 36-16

- ▶ QB Aaron Rodgers passed for 189 yards and one touchdown on 23-of-33 passing (81.5 passer rating).
- ▶ WR Jordy Nelson hauled in nine passes for 83 yards and WR Randall Cobb caught six passes for 58 yards and one touchdown.
- ▶ QB Russell Wilson hit 19 of 28 targets for 191 yards and two touchdowns (110.9 passer rating), including seven rushes for 29 yards.
- ▶ RB Marshawn Lynch rushed for 110 yards and two touchdowns on 20 attempts.



## PACKERS VS. SEAHAWKS - WEEK 2

### QUICK OUT OF THE GATE

Green Bay didn't take long to get on the board in Week 1 vs. the Bears, scoring a touchdown on its second drive and a field goal on its third. It continued a trend of fast starts that began last season.

- ▶ In 2014, Green Bay scored 89 unanswered points at home in the first quarter from the Week 2 game vs. the N.Y. Jets through Week 14 vs. Atlanta. It was the most consecutive points scored at home in the first quarter since the Miami Dolphins scored 93 straight in the 1978-79 seasons.
- ▶ Green Bay has produced an NFL-leading 158 points in the first quarter since the start of the 2014 season:

Team	First-Quarter Points
1. Green Bay	158
2. Philadelphia	130
3. Dallas	98
4. Denver	97

- ▶ The Packers' 151 first-quarter points during the 2014 regular season were the most in the NFL in a single season, dating back to 1991.
- ▶ Green Bay averages 18.8 points per game in the first half of games since the start of 2014 to **rank No. 1 in the NFL**:

Team	Points Per Game/First Half
1. Green Bay	18.8
2. New England	16.2
3. Philadelphia	15.4
4. Denver	14.8

- ▶ The Packers lead the league with 39 first-half touchdowns since the beginning of the 2014 season:

Team	First-Half Touchdowns
1. Green Bay	39
2. New England	32
3. Denver	29
4t. Dallas, Philadelphia	28

- ▶ Dating back to 1991, Green Bay's average of 19.4 points in the first half of games in 2014 was the second-best recorded in a single season:

Season	First-Half Points Per Game
1. New England, 2007	20.8
2. Green Bay, 2014	19.4
3. St. Louis, 2001	19.1
4. Denver, 1998	18.8

- ▶ Green Bay led the league with a first-half point differential of plus-164 in the 2014 regular season:

Team	First-Half Point Differential
1. Green Bay	+164
2. New England	+95
3. Dallas	+67
4. Denver	+60
5. St. Louis	+58

- ▶ Packers QB **Aaron Rodgers** ranks among the best in the league in several passing categories in the first half of games dating back to the start of the 2014 regular season (min. 120 att.):

Player	Passer Rating
1. Aaron Rodgers, GB	120.8
2. Tony Romo, DAL	108.4
3. Peyton Manning, DEN	105.0
4. Alex Smith, KC	102.7

Player	Passing Touchdowns
1. Aaron Rodgers, GB	26
2. Peyton Manning, DEN	23
3. Tom Brady, NE	20
4. Tony Romo, DAL	19

Player	Yards Per Attempt
1. Aaron Rodgers, GB	8.85
2. Colin Kaepernick, SF	8.22
3. Russell Wilson, SEA	8.14
4. Kirk Cousins, WAS	8.08

Player	Interception Percentage
1. Aaron Rodgers, GB	0.0
2. Alex Smith, KC	0.4
3. Eli Manning, NYG	0.9
4. Ben Roethlisberger, PIT	1.2

Player	Touchdown Percentage
1. Aaron Rodgers, GB	8.0
2. Peyton Manning, DEN	6.7
3. Tony Romo, DAL	6.7
4. Tom Brady, NE	6.1

- ▶ Rodgers has thrown 26 touchdowns and zero interceptions in the first half since the start of the 2014 regular season.
- ▶ Rodgers threw for 275-plus yards in the first half four times in the 2014 regular season, the most by an NFL quarterback over the past 25 seasons (1990-2014), with no other QB posting more than two in a season.
- ▶ Green Bay scored on all five first-half drives in both Weeks 13 and 14 of last season (six TDs, four FGs).
- ▶ With 30 points in the first half of the Week 11 victory over Philadelphia in 2014, Green Bay became the first team in NFL history to score 28-plus points in the first half of four consecutive home games.
- ▶ In a 55-14, Week 10 victory over the Chicago Bears last season, the Packers put up a memorable performance in the first half:
  - Green Bay's 42 points scored were the third most in a first half in franchise history and the most since a 49-point performance vs. Tampa Bay on Oct. 2, 1983.
  - The Packers' 42-point lead tied for the second-biggest halftime lead in league history (also Green Bay vs. Tampa Bay on Oct. 2, 1983, 49-7). The NFL record is 45 points by New England vs. Tennessee (45-0) on Oct. 18, 2009.
  - Rodgers' six touchdown passes tied for the most in any half in NFL history (Raiders QB Daryle Lamonica vs. Buffalo on Oct. 19, 1969).



**PACKERS VS. SEAHAWKS - WEEK 2**

**MAKING GAINS**

Green Bay recorded four plays of 20 or more yards in the 2015 season-opening victory over the Bears. During the 2014 regular season, the Packers registered 17 offensive plays of 40-plus yards and 70 plays of at least 20 yards, both ranking in the top 10 in the NFL last season.

- ▶ Green Bay's big-play ability allows them to score quickly. After **leading the league** in points per play (0.486) last season, the Packers rank **No. 4** in points per play (.585) in 2015.
- ▶ Dating back to 2014, Green Bay has recorded 15 pass plays of 40 or more yards on offense, **tied for the No. 3 in the NFL**:

Team	Pass Plays of 40-Plus Yards
1. Washington	20
2. Pittsburgh	16
<b>3t. Green Bay</b>	<b>15</b>
3t. Indianapolis	15
5t. Arizona	13
5t. Philadelphia	13

- ▶ QB **Aaron Rodgers** is tied with IND Andrew Luck for No. 2 in the NFL with 15 completions of 40-plus yards since 2014 (PIT Ben Roethlisberger, 16).
- ▶ The Packers' nine passing touchdowns of 40 or more yards are **No. 1 in the league** since the start of the 2014 season (IND/ARI, seven).
- ▶ Since the start of the 2013 regular season, the Packers are **tied for No. 2 in the league** in pass plays of 25-plus yards:

Team	Pass Plays of 25-Plus Yards
1. Denver	89
<b>2t. Green Bay</b>	<b>80</b>
2t. Philadelphia	80
4. Pittsburgh	79

- ▶ Green Bay currently ranks **No. 11 in the NFL** in yards per play this season. The Packers finished the 2014 regular season **ranked No. 1 in the NFL** in yards per play (6.17). The Packers have finished in the top 10 in yards per play in six of the nine seasons under Head Coach **Mike McCarthy**:

Season	Yards Per Play/Ranking
2006	5.03 (19th)
2007	6.02 (2nd)
2008	5.55 (11th)
2009	5.82 (9th)
2010	5.73 (6th)
2011	6.56 (2nd)
2012	5.58 (14th)
2013	5.96 (4th)
2014	6.17 (1st)
<b>2015</b>	<b>6.09 (11th)</b>

**IN THE ZONE**

The Packers visited the red zone five times last Sunday, converting four to touchdowns and one to a field goal. Green Bay's 64 red-zone drives during the 2014 regular season ranked **No. 4 in the NFL**. Green Bay converted 55 of those into points, **No. 3 in the league**:

Team	Red-Zone Scores (2014)
1. New England	61
2. Denver	57
<b>3. Green Bay</b>	<b>55</b>

- ▶ Green Bay scored all 31 points against the Bears in the red zone, the third most in the NFL through Week 1 this season:

Team	Red-Zone Points (2015)
1t. Cincinnati	33
1t. San Diego	33
<b>3t. Green Bay</b>	<b>31</b>
3t. New York Jets	31

- ▶ The Packers' 312 points scored in the red-zone **ranked No. 4 in the NFL** last season:

Team	Red-Zone Points (2014)
1. New England	338
2. Denver	328
3. New Orleans	317
<b>4. Green Bay</b>	<b>312</b>
5. Miami	303

- ▶ After ranking **No. 4 in the league** with 37 touchdowns in the red zone during the 2014 regular season, Green Bay is tied for **No. 1 in the league** so far in 2015 with four red-zone touchdowns:

Team	Red-Zone TDs
<b>1t. Green Bay</b>	<b>4</b>
1t. Cincinnati	4
1t. New England	4
1t. New York Jets	4
1t. San Diego	4
1t. Tennessee	4

- ▶ The Packers recorded three touchdown passes in the red zone in Week 1 to tie for **No. 2 in the NFL** in 2015:

Team	Red-Zone Passing TDs
1. New England	4
<b>2t. Green Bay</b>	<b>3</b>
2t. Dallas	3
2t. Tennessee	3

- ▶ Packers WR **James Jones** is tied for **No. 2 in the NFL** with two red-zone touchdown receptions this season. He is one of two wide receivers (HOU DeAndre Hopkins) among the six players who recorded multiple touchdown receptions in the red zone in Week 1.





## PACKERS VS. SEAHAWKS - WEEK 2

### PROLIFIC PACKERS

Dating back to 2010, Green Bay has been one of the most productive offenses in the NFL.

► A glance at where the Packers rank in several offensive categories since 2010:

Team	Points Per Game
1. New England	31.2
<b>2. Green Bay</b>	<b>28.6</b>
3. Denver	27.7

Team	30-Point Games
1. New England	48
<b>2t. Green Bay</b>	<b>37</b>
2t. Denver	37
4. New Orleans	35

Team	40-Point Games
1. New England	17
<b>2. Green Bay</b>	<b>15</b>
3. Denver	11
4. New Orleans	10

Team	Total Touchdowns
1. New England	296
<b>2. Green Bay</b>	<b>277</b>
3. Denver	268

Team	Passing Touchdowns
1. New Orleans	195
<b>2. Green Bay</b>	<b>188</b>
3. Denver	177

Team	Net Yards Per Game
1. New Orleans	412.2
2. New England	393.5
3. Philadelphia	391.4
4. Denver	382.7
<b>5. Green Bay</b>	<b>381.1</b>

Team	Net Passing Yards/Game
1. New Orleans	306.4
2. Detroit	275.3
3. New England	272.6
<b>4. Green Bay</b>	<b>269.3</b>
5. Atlanta	263.6

► A look at Green Bay's regular-season record since 2006 by point total:

Points Scored	GB Record Since 2006
30-plus	57-5 (.919)
21-29	28-17-1 (.620)
11-20	7-17 (.292)
10 or less	3-10 (.300)

### NOT IN A GIVING MOOD

The Packers did not turn the ball over in Week 1 against the Bears. A look at Green Bay's giveaway totals each season since 2006 and where that ranked in the NFL:

Season	Giveaways/Ranking
2006	33 (26th)
2007	24 (t-7th)
2008	21 (t-8th)
2009	16 (1st)
2010	22 (10th)
2011	14 (2nd)
2012	16 (t-2nd)
2013	25 (t-15th)
2014	13 (t-1st)
<b>2015</b>	<b>0 (t-1st)</b>

► Green Bay's 106 turnovers since 2009 are **No. 2 in the NFL**:

Team	Total Giveaways Since 2009
1. New England	98
<b>2. Green Bay</b>	<b>106</b>
3. San Francisco	113
4. Atlanta	132

► In 2014, the Packers recorded the fewest total giveaways in a single regular season in team history. The four best giveaway seasons in franchise history have come under Head Coach **Mike McCarthy's** direction:

Season	Total Giveaways
<b>1. 2014</b>	<b>13</b>
<b>2. 2011</b>	<b>14</b>
<b>3t. 2009, 2012</b>	<b>16</b>

► Green Bay did not turn the ball over in seven games last season, **tied for No. 2 in the NFL** (New England-eight, Seattle-seven). For the first time in team history (since 1933), the Packers did not turn the ball over in four straight games in a single season (Weeks 11-14). Green Bay has registered 34 zero-turnover games since 2009, which is tied for **No. 2 in the NFL** over that span:

Team	Zero-Turnover Games Since 2009
1. New England	39
<b>2t. Green Bay</b>	<b>34</b>
2t. San Francisco	34
4. Kansas City	30
5. Baltimore	28

► Green Bay is 69-19-1 (.781) in the regular season under McCarthy when it doesn't have a giveaway or turns it over just once. A look at the Packers' record by the number of giveaways they have in a game since 2006:

Giveaways In Game	GB Record Since 2006
None	38-5-1 (.875)
One	31-14 (.689)
Two	21-16 (.568)
Three-plus	5-14 (.263)



## PACKERS VS. SEAHAWKS - WEEK 2

### AT THE HELM

Having led Green Bay to the playoffs in seven of his first nine seasons as head coach, **Mike McCarthy** is joined by Vince Lombardi and Mike Holmgren as the only coaches to guide the Packers to a Super Bowl win with a victory over Pittsburgh in Super Bowl XLV.

- ▶ McCarthy guided the Packers to a franchise-record fourth consecutive division title in 2014.
- ▶ With a win at Tampa Bay in Week 16 of the 2014 season, McCarthy passed Lombardi for the No. 2 spot in team history as far as overall victories:

Coach	Overall Wins
1. Curly Lambeau, 1921-49	212
<b>2. Mike McCarthy, 2006-14</b>	<b>102</b>
3. Vince Lombardi, 1959-67	98
4. Mike Holmgren, 1992-98	84

- ▶ The 102 overall wins are the most in the NFC and the third most in the NFL since 2006 (Indianapolis and New England). McCarthy reached 100 career wins (including playoffs) in just his 155th game. He was the fastest to reach 100 wins in the NFL since George Seifert in 1996 (132 games).
- ▶ McCarthy reached 100 overall wins faster than any active NFL coach:

Coach	Games Needed For 100 Wins
<b>1. Mike McCarthy, GB</b>	<b>155</b>
2. Andy Reid, PHI/KC	165
3. Bill Belichick, CLE/NE	172

- ▶ McCarthy recorded his third regular season with 12-plus wins in 2014 (2007, 2011), passing Curly Lambeau (1929, 1931), Lombardi (1962, 1966), Holmgren (1996-97) and Mike Sherman (2001-02) for the most by a coach in franchise history.
- ▶ McCarthy has led the Packers to five seasons with 11-plus wins, passing Lombardi and Holmgren (four each) for the most in team history.
- ▶ In Week 12 of the 2014 season, McCarthy registered his 90th career regular-season win, passing Lombardi (89) for the second most in franchise history (Lambeau, 209).
- ▶ McCarthy joined Pittsburgh's Bill Cowher (2005) as the only Super Bowl-winning coaches to lead their respective teams to three road wins as the No. 6 seed in the postseason en route to a world title.
- ▶ Including playoffs, McCarthy has a 102-54-1 record since taking over as head coach in 2006, a .653 winning percentage that ranks **No. 2 among current NFL head coaches** (minimum 60 games):

Coach	Winning Pct.
1. Bill Belichick, CLE/NE	.663 (232-118)
<b>2. Mike McCarthy, GB</b>	<b>.653 (102-54-1)</b>
3. John Harbaugh, BAL	.641 (82-46)
4. Mike Tomlin, PIT	.630 (87-51)

- ▶ McCarthy coached in his 134th game in Week 13 at Detroit in 2013 (including playoffs), moving him past Bart Starr for No. 2 in team history:

Coach	Overall Games
1. Curly Lambeau, 1921-49	339
<b>2. Mike McCarthy, 2006-14</b>	<b>157</b>
3. Bart Starr, 1975-83	133

- ▶ McCarthy won his 75th career game (including playoffs) at Detroit in Week 11 of 2012, tying Kansas City's Andy Reid and New Orleans' Sean Payton for the fastest to 75 wins among active NFL head coaches. It is the third fastest in team history:

Coach	Games Needed For 75 Wins
<b>1t. Mike McCarthy, GB</b>	<b>114</b>
1t. Sean Payton, NO	114
1t. Andy Reid, PHI/KC	114

Coach	Games Needed For 75 Wins
1. Vince Lombardi	102
2. Mike Holmgren	111
<b>3. Mike McCarthy</b>	<b>114</b>

- ▶ McCarthy has guided the Packers to five seasons with 11-plus wins (2007, 2009, 2011-12, 2014), passing Lombardi (1961-63, 1966) and Holmgren (1995-98) for the **most by a coach in franchise history**.
- ▶ McCarthy's six regular seasons with 10-plus wins are tied with Lambeau for the team record.
- ▶ Since McCarthy took over in 2006, the Packers rank **No. 3 in the NFL** in regular-season winning percentage:

Team	Winning Pct.
1. New England	.779 (113-32)
2. Indianapolis	.662 (96-49)
<b>3. Green Bay</b>	<b>.659 (95-49-1)</b>

### WINNING WAYS

With a win in Week 15 at Chicago in 2012, Green Bay posted its fourth straight 10-win season, tying a franchise record that was done three other times in club annals (1929-32, 1995-98, 2001-04).

- ▶ A victory vs. Tennessee in Week 16 brought the Packers' win total to 47 from 2009-12, which ranks second in franchise history:

Seasons	Regular-Season Wins
1. 1995-98	48
<b>2. 2009-12</b>	<b>47</b>
3. 1994-97	46

- ▶ Green Bay's five 10-win regular seasons since 2009 are tied for No. 2 (Indianapolis) in the NFL behind New England's six.
- ▶ A look at the top regular-season win totals in the league since 2009:

Team	Regular-Season Wins (Since 2009)
1. New England	74
<b>2. Green Bay</b>	<b>68</b>
3. New Orleans	62
4. Baltimore	61

- ▶ The Packers are the only NFC team and one of two teams in the league (New England) to make the playoffs each of the past six seasons (2009-14).
- ▶ Including playoffs, the Packers have won 74 games since 2009, which ranks **No. 2 in the league** over that span:

Team	Total Wins (Since 2009)
1. New England	81
<b>2. Green Bay</b>	<b>74</b>
3. Baltimore	69



**PACKERS VS. SEAHAWKS - WEEK 2**

**DIFFERENTIAL MAKES A DIFFERENCE**

Green Bay finished in the top 10 in the league in turnover differential in six consecutive seasons (2007-12), the only team in the NFL to accomplish that feat over that span. Since the start of the 2014 regular season, the Packers have a plus-15 turnover differential, the **best in the NFL**:

Team	Turnover Margin
1. Green Bay	plus-15
2. New England	plus-13
3. Seattle	plus-12
4t. Houston	plus-10
4t. Arizona	plus-10

► A look at where Green Bay ranks in the category since 2009:

Team	Turnover Margin (Since 2009)
1. New England	plus-98
2. Green Bay	plus-77
3. San Francisco	plus-64

- Green Bay has won or come out even in the turnover battle in 54 of its last 67 regular-season games.
- Green Bay ranked **No. 2 in the league** in 2011 with a plus-24 turnover differential, trailing only San Francisco (plus-28). That mark was tied for No. 2 in franchise history. Two of the top five ratios have come under Head Coach **Mike McCarthy**:

Season	Turnover Margin
1. 1943	plus-26
2t. 1941	plus-24
2t. 1965	plus-24
2t. 2009	plus-24
2t. 2011	plus-24

► During McCarthy's tenure, the Packers have a 67-8-1 (.888) regular-season record when they come out ahead in the game in turnover ratio:

Turnover Margin	GB Record Since 2006
minus-3 or worse	0-2 (.000)
minus-2	2-11 (.154)
minus-1	8-16 (.333)
even	18-12 (.600)
plus-1	31-4-1 (.875)
plus-2	17-2 (.895)
plus-3 or better	19-2 (.905)

**KEEPING THE CHAINS MOVING**

The Packers converted 60.0 percent of third downs in Week 1 and **rank No. 1 in the NFL** in third-down conversion rate since the start of 2014:

Team	Third-Down Conversion Rate (Since 2014)
1. Green Bay	47.8
2. Dallas	47.6
3. New Orleans	47.5
4. San Diego	45.6
5. New England	45.3

- In 2014, Green Bay converted 51.4 percent (55-107) of third downs from Week 10-17, No. 1 in the NFL over that span.
- From 2007-14, Green Bay's offense finished in the top 10 on third down every season, one of only two teams in the league to do so over that span (New Orleans).
- Three of the top five seasons in team history since the 1970 AFL-NFL merger have come under Head Coach **Mike McCarthy**:

Season	Third-Down Conversion Rate
1. 1995	49.1
2. 2011	48.1
3. 2004	47.3
4. 2014	47.2
5. 2009	47.0

**POINTS, POINTS, POINTS**

The Packers started the 2015 season continuing to put up points. In Week 1, Green Bay recorded 31 points in a victory over Chicago.

► Since the start of last season, Green Bay is tied for No. 2 for the most 30-plus point games in the NFL:

Team	30-Plus Point Games
1. Dallas	10
2t. Green Bay	9
2t. Philadelphia	9
4t. Denver	8
4t. New England	8
6t. Pittsburgh	7
6t. San Diego	7

- Green Bay **led the league** in points per play in the regular season in 2014 (0.486).
- The Packers **ranked No. 1 in the league** in points per game (30.4) and **tied for the lead the NFL** in touchdowns scored per game (3.63).
- At home, Green Bay was even better during the 2014 regular season, averaging 39.8 points per game to lead the league.
- The Packers became the first team in NFL history to score 23-plus points in the first half in six consecutive home games in a single season.
- Green Bay scored a total of 108 points in Weeks 10-11, scoring 55 against Chicago and 53 versus Philadelphia.
- The Packers were only the second team in NFL history to score 53-plus points in back-to-back games, joining the Los Angeles Rams (1950).
- It marked the first time in franchise history that the Packers registered back-to-back 50-point games. It was the fifth time in NFL history that a team accomplished the feat.
- Green Bay was the only team to score at least 50 points twice during the 2014 regular season.
- Dating back to the AFL-NFL merger of 1970, it was the eighth time a team scored 50 or more points multiple times in one regular season (Denver-three in 2013 / New England-two in 2012 / Seattle-two in 2012 / New England-two in 2007 / Cincinnati-two in 1989 / Dallas-two in 1980 / New England-two in 1979).



## PACKERS VS. SEAHAWKS - WEEK 2

### SACKING PACK

With **Dom Capers** as defensive coordinator (2009-15), the Packers have recorded 247 sacks, which is **No. 5 in the NFL** over that span.

►Green Bay's 43 sacks since the start of the 2014 regular season, **tied for No. 11 in the NFL** over that span, are only a partial representation to how much pressure they put on opposing quarterbacks. Dating back to 2014, the Packers have registered at least six quarterback hits in 10 of 17 regular-season games (at Detroit-six / vs. Carolina-six / vs. New England-six / at Buffalo-six / vs. Detroit-seven / at Minnesota-eight / vs. Miami-nine / vs. N.Y. Jets-12 / at Tampa Bay-12 / vs. Minnesota-15).

►Dating back to 1963, the Packers' nine sacks during the 2014 playoffs tied (1967) for the third most Green Bay has recorded in a single post-season (11 in 2010 and 10 in 2003).

### SPREADING AROUND THE SACKS

To open the 2015 season, LB **Julius Peppers** recorded 1.5 sacks and DT **B.J. Raji** contributed a half-sack in the victory at Chicago. During the 2014 regular season, six different Packers players registered at least three sacks (LB **Clay Matthews**, DT **Mike Daniels**, Peppers, LB/DE **Mike Neal**, LB **Nick Perry** and DT **Letroy Guion**). Green Bay was **tied for No. 4 in the league** for the most players to register at least three sacks in 2014:

Team	Players With Three Sacks (2014)
1t. Carolina	7
1t. Indianapolis	7
1t. Minnesota	6
<b>4t. Green Bay</b>	<b>6</b>
4t. Jacksonville	6
4t. New England	6
4t. N.Y. Jets	6
4t. Philadelphia	6
4t. San Francisco	6
4t. St. Louis	6

►Green Bay had multiple players from all three levels of the defense (defensive line, linebackers, defensive backs) with one or more sacks during the 2014 regular season.

### TAKE IT AWAY NOW

A key component to a good defense is forcing turnovers. It has been a focal point of the Packers defense for years and it continued in Week 1 this season.

►With Green Bay up by a touchdown midway through the fourth quarter, the Chicago Bears drove to the Packers' 29-yard line. On first and 10, LB **Clay Matthews** stepped in front of a Jay Cutler pass, picking it off and returning it 42 yards to end the scoring threat. Green Bay went 48 yards in four plays to score a touchdown that put the Packers up, 31-16, with under two minutes to play.

►Including playoffs, the Packers have recorded one or more takeaways in 25 of the last 26 games.

►Dating back to 2014, the Packers are **tied for No. 2 in the NFL** in turnovers during the regular and postseason:

Team	Turnovers
1. Dallas	35
<b>2t. Green Bay</b>	<b>34</b>
2t. Houston	34
2t. Seattle	34
5. Buffalo	33
6t. Carolina	32
6t. New England	32

►Under the guidance of defensive coordinator Dom Capers, the Packers have forced 183 turnovers, **No. 4 in the NFL since 2009**:

Team	Turnovers
1. New England	196
2. Chicago	190
3. New York Giants	187
<b>4. Green Bay</b>	<b>183</b>

►The Packers converted 15 turnovers into touchdowns. Green Bay **ranked No. 3** in the league for points off of takeaways in 2014:

Team	Points Off Of Takeaways
1. Houston	123
2. New England	112
<b>3. Green Bay</b>	<b>110</b>
4. Denver	103

►The Packers **tied for No. 7** in the NFL with 18 interceptions during the 2014 regular season:

Team	Interceptions
1. San Francisco	23
2. Cleveland	21
3t. Cincinnati	20
3t. Detroit	20
3t. Houston	20
6. Buffalo	19
<b>7t. Green Bay</b>	<b>18</b>
7t. Arizona	18
7t. Dallas	18
7t. Denver	18

►Green Bay finished the 2014 regular season **No. 2 in the NFL** with 396 interception return yards. The Packers **tied for No. 3 in the league** with three interceptions returned for touchdowns.

►The Packers have a **63-16 record** (.797) when they record **at least two takeaways** in a game under Head Coach **Mike McCarthy**. A look at the Packers' record by the number of takeaways since 2006:

Takeaways In Game	GB Record Since 2006
None	4-15 (.211)
One	28-18-1 (.596)
Two	28-9 (.757)
Three-plus	35-7 (.833)



**PACKERS VS. SEAHAWKS - WEEK 2**

**AMONG THE LEADERS**

QB **Aaron Rodgers** began the 2015 season with an MVP-level performance against the Chicago Bears, completing 18 of 23 passes for 189 yards, three touchdowns and a passer rating of 140.5. It followed a 2014 season that earned him his second career NFL MVP award from *The Associated Press*.

- ▶ He had eight three-touchdown/zero-interception games in 2014, which was tied for first in NFL history with NE QB Tom Brady (2007).
- ▶ In Week 10 of the 2014 season, he joined Raiders QB Daryle Lamonica (vs. BUF, Oct. 19, 1969) as the only players in NFL history to throw for six touchdowns in a first half.
- ▶ In 2014, he became the first quarterback in NFL history to throw for 18-plus touchdowns with one or fewer INTs in the first seven games of a season.
- ▶ His 13 games (min. 15 attempts) without an interception in 2014 were the third most in a regular season in NFL history.
- ▶ Rodgers extended his NFL record by finishing the 2014 regular season with a passer rating above 100.0 for the sixth season in a row. Rodgers' 112.2 passer rating was the second-best mark in a season in team history, trailing only his own rating of 122.5 in 2011.
- ▶ Dating back to 2012, he has thrown 418 passes at home in the regular season without an interception and 36 consecutive touchdown passes at home without an interception, both NFL records.
- ▶ Rodgers finished the 2014 regular season among the league leaders in several categories:

<u>Quarterback</u>	<u>Passer Rating</u>
1. Tony Romo, DAL	113.2
<b>2. Aaron Rodgers, GB</b>	<b>112.2</b>
3. Ben Roethlisberger, PIT	103.3

<u>Quarterback</u>	<u>Passing Touchdowns</u>
1. Andrew Luck, IND	40
2. Peyton Manning, DEN	39
<b>3. Aaron Rodgers, GB</b>	<b>38</b>

<u>Quarterback</u>	<u>TD/INT Ratio (min. 250 att.)</u>
<b>1. Aaron Rodgers, GB</b>	<b>7.6</b>
2. Tony Romo, DAL	3.8
3. Tom Brady, NE	3.7

- ▶ Rodgers was responsible for two of the six highest single-game passer ratings in the 2014 regular season. He was also the only player in the NFL with two of the top 10 passer ratings (min. 20 att.):

<u>Quarterback</u>	<u>Single-Game Passer Rating</u>
1. Geno Smith, 12/28 at MIA	158.3
2. Peyton Manning, 10/19 vs. SF	157.2
3. Matt Ryan, ATL, 9/18 vs. TB	155.9
<b>4. Aaron Rodgers, GB, 10/19 vs. CAR 154.5</b>	
5. Tony Romo, DAL, 12/21 vs. IND	151.7
<b>6. Aaron Rodgers, GB, 9/28 at CHI 151.2</b>	

- ▶ His 154.5 rating in a Week 7 win over Carolina in 2014 was the second best of his career and **ranks No. 3 in team history** (min. 20 att.).

<u>Quarterback</u>	<u>Single-Game Passer Rating</u>
<b>1. Aaron Rodgers, 10/25/09 at CLE 155.4</b>	
2. Brett Favre, 12/22/03 at OAK	154.9
<b>3. Aaron Rodgers, 10/19 vs. CAR 154.5</b>	

- ▶ Rodgers recorded seven games (min. 15 attempts) with a passer rating of 120.0 or more in 2014, tied for the most in the NFL last regular season:

<u>Player</u>	<u>120-Plus Passer Rating Games (2014)</u>
<b>1t. Aaron Rodgers, GB</b>	<b>7</b>
1t. Tony Romo, DAL	7
3t. Peyton Manning, DEN	5
3t. Philip Rivers, SD	5

- ▶ Rodgers' 38 touchdowns in 2014 tied for the fourth most in a single season in franchise history:

<u>Player</u>	<u>TD Passes</u>
1. Aaron Rodgers, 2011	45
2t. Aaron Rodgers, 2012	39
2t. Brett Favre, 1996	39
<b>4t. Aaron Rodgers, 2014</b>	<b>38</b>
4t. Brett Favre, 1995	38

- ▶ A look at where Rodgers ranks in several categories **since 2011** (min. 500 attempts):

<u>Quarterback</u>	<u>Passer Rating</u>
<b>1. Aaron Rodgers, GB</b>	<b>113.0</b>
2. Peyton Manning, IND/DEN	106.7
3. Drew Brees, NO	101.8

<u>Quarterback</u>	<u>Touchdowns</u>
1. Drew Brees, NO	162
<b>2. Aaron Rodgers, GB</b>	<b>142</b>
3. Tom Brady, NE	135
4. Peyton Manning, IND/DEN	131

<u>Quarterback</u>	<u>Yards/Attempt</u>
<b>1. Aaron Rodgers, GB</b>	<b>8.50</b>
2. Peyton Manning, IND/DEN	8.00
3. Russell Wilson, SEA	7.89

<u>Quarterback</u>	<u>Completion Pct.</u>
1. Drew Brees, NO	67.9
2. Peyton Manning, IND/DEN	67.5
<b>3. Aaron Rodgers, GB</b>	<b>67.1</b>

<u>Quarterback</u>	<u>TD/INT Ratio</u>
<b>1. Aaron Rodgers, GB</b>	<b>5.68 (142/25)</b>
2. Peyton Manning, DEN	3.54 (131/37)
3. Tom Brady, NE	3.38 (135/40)

<u>Quarterback</u>	<u>Yards/Completion</u>
1. Brian Hoyer, NE/ARI/CLE	13.01
<b>2. Aaron Rodgers, GB</b>	<b>12.67</b>
3. Cam Newton, CAR	12.57



## PACKERS VS. SEAHAWKS - WEEK 2

### A RATINGS SUCCESS

Since taking over as the starter in 2008, **QB Aaron Rodgers** is **No. 1 in the NFL** in 100-plus passer rating games (min. 15 attempts) over that span:

Quarterback	100-Rating Games (Since '08)
<b>1. Aaron Rodgers, GB</b>	<b>63</b>
2. Drew Brees, NO	59
3. Philip Rivers, SD	54

► A look at where Rodgers ranks in the NFL **since 2011** (min. 15 att.):

Quarterback	100-Rating Games
<b>1. Aaron Rodgers, GB</b>	<b>38</b>
2. Drew Brees, NO	35
3t. Tom Brady, NE / Tony Romo, DAL	32

► Rodgers is **tied for No. 1 in the NFL** since the start of the 2014 regular season (min. 15 att.) with six games with a passer rating over 130.0:

Quarterback	130-Rating Games
<b>1t. Aaron Rodgers, GB</b>	<b>6</b>
1t. Tony Romo, DAL	6

► Since 2011, Rodgers **leads the NFL** in games with a passer rating of at least 130.0 (min. 15 att.):

Quarterback	130-Rating Games
<b>1. Aaron Rodgers, GB</b>	<b>17</b>
2t. Drew Brees, NO	12
2t. Tony Romo, DAL	12
4. Peyton Manning, DEN	11

► Rodgers was the only quarterback in the NFL to have two 150-plus rating games during the 2014 regular season.

### PUTTING UP THE POINTS

Dating back to 2014, **QB Aaron Rodgers** ranks **No. 2 in the league** in the regular season in both touchdown passes (41) and touchdown percentage of 7.6.

► Rodgers has recorded at least three touchdown passes in nine games since the start of last season, **No. 1 in the NFL**:

Player	Games With 3+ Passing TDs (Since 2014)
<b>1. Aaron Rodgers, GB</b>	<b>9</b>
2t. Tony Romo, DAL	8
2t. Peyton Manning, DEN	8
4t. Andrew Luck, IND	7
4t. Philip Rivers, SD	7

► Since becoming the starter in 2008, he has 44 games with at least three touchdown passes during the regular season, **tied for No. 2 in the league** over that time span:

Player	Games With 3+ Passing TDs
1. Drew Brees, NO	48
<b>2t. Aaron Rodgers, GB</b>	<b>44</b>
2t. Peyton Manning, IND/DEN	44
4. Philip Rivers, SD	35

### COOL UNDER FIRE

According to STATS LLC, **QB Aaron Rodgers** recorded a passer rating of 155.4 against the blitz at Chicago, ranking **No. 3 in the NFL in Week 1**. Last season he tallied a league-high passer rating of 130.4 against the blitz.

► A look at where Rodgers ranked against the blitz during the 2014 regular season (min. 60 att.):

Quarterback	Passer Rating
<b>1. Aaron Rodgers, GB</b>	<b>130.4</b>
2. Philip Rivers, SD	123.2
3. Tony Romo, DAL	117.5
4. Ben Roethlisberger, PIT	113.0

Quarterback	Passing TDs
<b>1t. Aaron Rodgers, GB</b>	<b>15</b>
1t. Tony Romo, DAL	15
3t. Four players	13

Quarterback	TD Percentage
<b>1. Aaron Rodgers, GB</b>	<b>12.2</b>
2. Tony Romo, DAL	11.3
3. Philip Rivers, SD	8.5
4. Mark Sanchez, PHI	7.9

► In 104 career starts, Rodgers has posted a 100-plus passer rating against the blitz 53 times (41-12 record in those games). That includes 30 games with a 125-plus rating.

► A glance at where some of Rodgers' numbers against the blitz rank among active quarterbacks **since 2008** (according to STATS LLC, min. 400 attempts):

Quarterback	Passer Rating
<b>1. Aaron Rodgers, GB</b>	<b>111.2</b>
2. Tom Brady, NE	105.4
3. Drew Brees, NO	102.1

Quarterback	TD Percentage
<b>1. Aaron Rodgers, GB</b>	<b>8.0</b>
2. Tom Brady, NE	6.5
3. Peyton Manning, IND/DEN	6.4

Quarterback	Yards/Attempt
<b>1. Aaron Rodgers, GB</b>	<b>8.95</b>
2. Philip Rivers, SD	8.88
3. Drew Brees, NO	8.38

Quarterback	25-Yard Passes
1. Philip Rivers, SD	91
2. Eli Manning, NYG	89
<b>3. Aaron Rodgers, GB</b>	<b>87</b>

Quarterback	TD/INT Ratio
1. Tom Brady, NE	7.67
<b>2. Aaron Rodgers, GB</b>	<b>3.95</b>
3. Drew Brees, NO	3.26



**PACKERS VS. SEAHAWKS - WEEK 2**

**CLIMBING FAST**

QB **Aaron Rodgers** has continued to reach marks in record time.

▶ Rodgers made his 100th career start last season in a Week 14 victory over the Atlanta Falcons. He ranks **No. 1 in NFL history** in a quarterback's first 100 starts in:

- Passing yards (27,520)
- Zero-INT games (58)
- 100-plus passer rating games (60)
- Passer rating (107.3)
- TD/INT ratio (4.11, 222-54)

▶ In Week 5 against Minnesota last season, Rodgers threw the 200th touchdown of his career during the regular season. According to the Elias Sports Bureau, Rodgers set an NFL record for the fewest interceptions at the time of his 200th career touchdown pass with 53. It topped New England QB Tom Brady's (88) record by 35 interceptions.

▶ Rodgers reached 200 career touchdown passes in his 99th career game, the second fastest in NFL history behind only Dolphins QB Dan Marino (89 games).

Player	# Games To 200 TD Passes
1. Dan Marino, MIA	89
<b>2. Aaron Rodgers, GB</b>	<b>99</b>
3. Peyton Manning, IND	106
4. Brett Favre, GB	107
5. Tom Brady, NE	116

▶ He posted his 3,000th career passing attempt in the Week 2 win over the Jets in 2014, becoming just the third player in franchise history to register 3,000 career passing attempts (Brett Favre, 8,754; Bart Starr, 3,149).

▶ At the time of his 3,000th career passing attempt, Rodgers had 53 career interceptions, an NFL record by a quarterback for the fewest INTs at the time of his 3,000th career attempt (Neil O'Donnell, 59 INTs).

▶ Also in Week 2, Rodgers (25,871) moved past Bart Starr (24,718) for No. 2 on the all-time franchise list for passing yards.

▶ According to the Elias Sports Bureau, Rodgers reached the 25,000-yard mark in the fewest attempts in NFL history:

Player	Pass Attempts To 25,000 Yards
<b>1. Aaron Rodgers, GB</b>	<b>3,065</b>
2. Kurt Warner, STL/NYG/AZ	3,076
3. Ben Roethlisberger, PIT	3,109

▶ Rodgers reached 25,000 yards in his 98th regular-season game, making him the fourth fastest to get to the mark in league history in terms of games.

Player	# Games To 25,000 Yards
1. Dan Marino, MIA	92
2t. Peyton Manning, IND/DEN	97
2t. Kurt Warner, STL/NYG/ARI	97
<b>4. Aaron Rodgers, GB</b>	<b>98</b>

**TAKING HIS PLACE AMONG THE GAME'S BEST**

Rodgers surpassed the 1,500-attempt plateau for his career in 2010, the benchmark to qualify for passer rating in the NFL record book.

▶ Rodgers ranks **No. 1 in NFL history** in career passer rating:

Quarterback	Career Passer Rating
<b>1. Aaron Rodgers, GB</b>	<b>106.3</b>
2. Tony Romo, DAL	97.7
3. Peyton Manning, IND/DEN	97.3
4. Steve Young, TB/SF	96.8
5. Tom Brady, NE	96.1

▶ With his 112.2 passer rating last season (second highest of his career), Rodgers became the **first quarterback in NFL history** to register six straight 100-plus passer rating seasons. 49ers QB Steve Young (1991-94) accomplished the feat in four consecutive seasons.

▶ With 4,295 passing yards in 2012, Rodgers brought his total in five seasons as a starter to 21,332. That ranked **No. 1 in NFL history** for the most passing yards by a QB in his first five seasons as a starter, topping the previous mark held by Peyton Manning (20,618, 1998-2002).

▶ In 104 career regular-season starts, Rodgers has eclipsed the century mark in passer rating 63 times and recorded 40 games of 300-plus yards.

▶ Where Rodgers ranks among active NFL quarterbacks **since he took over as the starter in 2008** (min. 1,000 attempts):

Quarterback	Passing Yards
1. Drew Brees, NO	35,199
2. Philip Rivers, SD	30,371
3. Eli Manning, NYG	28,563
<b>4. Aaron Rodgers, GB</b>	<b>28,438</b>
Quarterback	Passing TDs
1. Drew Brees, NO	263
<b>2. Aaron Rodgers, GB</b>	<b>228</b>
3. Peyton Manning, IND/DEN	224
Quarterback	Passer Rating
<b>1. Aaron Rodgers, GB</b>	<b>106.8</b>
2. Peyton Manning, IND/DEN	101.2
3. Drew Brees, NO	100.3
Quarterback	Yards/Attempt
<b>1. Aaron Rodgers, GB</b>	<b>8.27</b>
2. Philip Rivers, SD	8.06
3. Russell Wilson, SEA	7.89
Quarterback	INT Percentage
1. Tom Brady, NE	1.60
<b>2. Aaron Rodgers, GB</b>	<b>1.63</b>
3. Alex Smith, SF/KC	1.90
Quarterback	25-Yard Passes
1. Drew Brees, NO	266
<b>2. Aaron Rodgers, GB</b>	<b>247</b>
3. Philip Rivers, SD	231
Quarterback	Rushing Yards
1. Cam Newton, CAR	2,606
2. Michael Vick, PHI/NYJ	2,151
3. Russell Wilson, SEA	1,908
<b>4. Aaron Rodgers, GB</b>	<b>1,819</b>



## PACKERS VS. SEAHAWKS - WEEK 2

### TAKING CARE OF THE BALL

Since taking over as the starter in 2008, QB **Aaron Rodgers** has been one of the best in the league when it comes to limiting interceptions. He did not throw one to open the 2015 season and **ranked No. 1 in the NFL** during the 2014 regular season with five interceptions, the third fewest in a single regular season (min. 250 att.) in Packers' history.

▶ Rodgers finished the 2014 regular season with the fewest interceptions of his career since taking over as the starter in 2008:

Year	Interceptions	GP
1. 2014	5	16
2t. 2011	6	15
2t. 2013	6	9

▶ Rodgers finished the 2014 regular season on streaks of throwing 418 passes at home without an interception and 36 consecutive touchdown passes at home without an interception, both NFL records.

▶ Rodgers posted seven consecutive zero-interception games during the 2014 regular season (Weeks 2-7), passing Bart Starr's franchise record of six (min. 15 attempts a game) set in 1964.

▶ Rodgers joined Patriots QB Tom Brady (2007) as the only players in NFL history to register four straight three-touchdown/zero-interception games in a single season (Weeks 4-7, 2014). His eight overall last season also tied Brady (2007) for the most during a single regular season.

▶ Rodgers has thrown just 57 interceptions as a starter. His career INT percentage of 1.6 (57 INTs on 3,498 attempts) ranks **No. 1 in NFL history** (min. 1,500 attempts):

Quarterback	Career INT Pct.
1. Aaron Rodgers, GB	1.6
2. Tom Brady, NE	2.0

▶ Rodgers also ranks **No. 1 in league annals** in career TD/INT ratio:

Quarterback	TD/INT Ratio
1. Aaron Rodgers, GB	4.02 (229/57)
2. Tom Brady, NE	2.77 (396/143)
3. Peyton Manning, IND/DEN	2.26 (530/235)

▶ Rodgers had an interception percentage of 0.96 in the 2014 regular season. He holds three of the four lowest interception-percentage marks (min. 200 attempts) in a season in team history:

Quarterback	Season INT Pct.
1. Aaron Rodgers, 2014	0.96 (5 INTs, 520 att.)
2t. Aaron Rodgers, 2011	1.20 (6 INTs, 502 att.)
2t. Bart Starr, 1966	1.20 (3 INTs, 251 att.)
4. Aaron Rodgers, 2009	1.29 (7 INTs, 541 att.)

▶ Rodgers leads the NFL with 61 zero-INT games (min. 15 att.) since 2008:

Quarterback	Zero-INT Games
1. Aaron Rodgers, GB	61
2. Tom Brady, NE	55

▶ Rodgers recorded 212 pass attempts without an interception in the first half of the 2014 season (Weeks 1-8). It was the **longest streak of his career** and the **second-longest streak** in franchise history:

Quarterback	Cons. Att. W/O An INT
1. Bart Starr, 1964-65	294
2. Aaron Rodgers, 2014	212
3. Aaron Rodgers, 2014	202

### HITTING HIS MARK

QB **Aaron Rodgers** completed 78.3 percent of his passes in Week 1 this season after completing at least 70 percent of his passes six times last season, including connecting on a career-best (min. 20 att.) 86.36 percent (19-22) of his throws in Week 7 vs. Carolina, which was also the third-highest single-game mark in franchise history.

▶ Rodgers ranks **No. 3 in NFL history** in career completion percentage (min. 1,500 attempts):

Quarterback	Career Completion Pct.
1. Drew Brees, SD/NO	66.17
2. Chad Pennington, NYJ/MIA	66.05
3. Aaron Rodgers, GB	65.87

▶ Rodgers holds the top three and four of the top five single-season marks in team annals:

Quarterback	Completion Pct.
1. Aaron Rodgers, 2011	68.33
2. Aaron Rodgers, 2012	67.21
3. Aaron Rodgers, 2013	66.55
4. Brett Favre, 2007	66.54
5. Aaron Rodgers, 2010	65.68

### THIRD DOWN IS THE CHARM

QB **Aaron Rodgers** completed 5 of 7 passes for 45 yards, one touchdown and a passer rating of 128.0 on third down in Week 1. Last season he recorded a passer rating of 100-plus on third downs in 11 regular-season games:

- Week 2: passer rating of 134.0 - 6 of 9 - 85 yards - one TD
- Week 3: passer rating of 100.6 - 3 of 7 - 39 yards and one TD
- Week 4: passer rating of 153.3 - 7 of 7 - 79 yards - two TDs
- Week 5: passer rating of 120.8 - 3 of 5 - 35 yards - one TD
- Week 6: passer rating of 104.0 - 6 of 11 - 69 yards - one TD
- Week 10: passer rating of 153.3 - 5 of 7 - 108 yards - three TDs
- Week 11: passer rating of 133.5 - 7 of 11 - 127 yards - one TD
- Week 13: passer rating of 143.9 - 10 of 13 - 184 yards - one TD
- Week 14: passer rating of 122.5 - 5 of 9 - 80 yards - one TD
- Week 16: passer rating of 131.7 - 6 of 9 - 80 yards - one TD
- Week 17: passer rating of 142.7 - 7 of 8 - 70 yards - one TD

▶ During the 2014 regular season, Rodgers recorded a passer rating of 121.7 on third down, the highest in the NFL (min. 50 att.):

Quarterback	Passer Rating
1. Aaron Rodgers, GB	121.7
2. Carson Palmer, ARI	119.4
3. Tony Romo, DAL	117.1

▶ A glance at where Rodgers ranks on third down during the regular season in several categories since 2009 (min. 250 attempts):

Quarterback	Passer Rating
1. Aaron Rodgers, GB	112.9
2. Tom Brady, NE	101.5
3. Drew Brees, NO	99.5

Quarterback	TD/INT Ratio
1. Tom Brady, NE	5.33 (64/12)
2. Aaron Rodgers, GB	4.85 (63/13)
3. Ben Roethlisberger, PIT	3.27 (49/15)

Quarterback	Yards/Attempt
1. Aaron Rodgers, GB	9.13
2. Philip Rivers, SD	8.48
3. Colin Kaepernick, SF	8.37





**PACKERS VS. SEAHAWKS - WEEK 2**

**LONG-DISTANCE DEDICATION**

QB **Aaron Rodgers** has thrown 16 touchdown passes of 70-plus yards in his career to rank **No. 1 in NFL history** (Brett Favre and Peyton Manning-15).

- ▶ With the 16 TD passes of 70-plus yards since 2008, Rodgers has five more than any NFL quarterback in the category over that span (Eli Manning, 11).
- ▶ Rodgers is the **only quarterback in the league** to have at least one 70-yard TD pass each of the last seven seasons (2008-14).
- ▶ Since 2008, Rodgers leads the league with 24 touchdown passes of 60-plus yards (NYG-Eli Manning, 18).
- ▶ Dating back to 2008, Rodgers **ranks No. 1** among NFL quarterbacks with 49 completions of at least 50 yards (Drew Brees, 43).

**COBB CONTINUES TO CLIMB**

WR **Randall Cobb** put together his finest season as a receiver in 2014, setting career marks in receptions (91), receiving yards (1,287) and receiving touchdowns (12).

- ▶ It was the first 1,000-yard receiving season of his career. He became the 12th different player in franchise history to reach the 1,000-yard receiving mark in a single season.
- ▶ Cobb set a career high with six consecutive games with a receiving touchdown (Games 4-9, 2014). It was tied for the third-longest streak by a Packers' player, and was the longest since Sharpe (six) in 1994.

<u>Packers Player</u>	<u>Cons. Games, TD Rec.</u>
1t. Don Hutson (1943-44)	7
1t. Don Hutson (1941-42)	7
<b>3t. Randall Cobb (2014)</b>	<b>6</b>
3t. Sterling Sharpe (1993)	6
3t. Billy Howton (1956)	6
6t. Greg Jennings (2007)	5
6t. Antonio Freeman (1998-99)	5
6t. Billy Howton (1952)	5
6t. Don Hutson (1942)	5

- ▶ Cobb had a career-high five 100-yard receiving games last season, which tied for the ninth-most 100-yard games by a Packers player in a single season.
- ▶ Cobb was the fifth player in franchise history to record 90 or more receptions in a season. His 91 receptions in 2014 rank No. 7 in team history for a single season:

<u>Packers Player</u>	<u>Receptions</u>
1. Sterling Sharpe (1993)	112
2. Sterling Sherpe (1992)	108
3. Robert Brooks (1995)	102
<b>4. Jordy Nelson (2014)</b>	<b>98</b>
5. Sterling Shrpe (1994)	94
6. Donald Drive (2006)	92
<b>7. Randall Cobb (2014)</b>	<b>91</b>
8. Sterling Sharpe (1989)	90
9. Javon Walker (2004)	89
10. Donald Driver (2005)	86

**COBB MAKES CATCHES COUNT**

WR **Randall Cobb** hauled in 91 passes for the Packers in 2014, including many for first downs and touchdowns.

- ▶ Cobb started the 2015 season with a touchdown reception. His 13 receiving touchdowns since the start of the 2014 season are tied for **No. 4 in the NFL**:

<u>Player</u>	<u>Touchdown Receptions</u>
1. Dez Bryant, DAL	16
2. Rob Gronkowski, NE	15
3. Antonio Brown, PIT	14
<b>4t. Randall Cobb, GB</b>	<b>13</b>
<b>4t. Jordy Nelson, GB</b>	<b>13</b>
5t. Odell Beckham Jr., NYG	12
5t. Mike Evans, TB	12
5t. Antonio Gates, SD	12
5t. Julius Thomas, DEN	12

- ▶ Two of Cobb's five recpetions to open the 2015 season went for first downs. In 2014, Cobb led the team and ranked **No. 4 in the NFL** with 71 of his 91 receptions going for first downs (78.0 percent):

<u>Player</u>	<u>First Down Percentage (2014)</u>
1. Calvin Johnson, DET	83.1
2. Terrance Williams, DAL	81.1
3. Coby Fleener, IND	78.4
<b>4. Randall Cobb, GB</b>	<b>78.0</b>
5. Andre Roberts, WAS	77.8

- ▶ Cobb's 73 receptions for first downs since 2014 rank **No. 4 in the NFL**:

<u>Player</u>	<u>Receiving First Downs (Since 2014)</u>
1. Antonio Brown, PIT	91
2. Julio Jones, ATL	76
3. Emmanuel Sanders, DEN	74
<b>4. Randall Cobb, GB</b>	<b>73</b>
5. Demaryius Thomas, DEN	72
<b>6. Jordy Nelson, GB</b>	<b>71</b>

- ▶ Cobb tied Nelson and hauled in a team-high 12 receptions that went for 25 or more yards in 2014, which **tied for No. 7 in the NFL** last season:

<u>Player</u>	<u>Receptions, 25+ Yards (2014)</u>
1. T.Y. Hilton, IND	17
2. Emmanuel Sanders, DEN	16
3t. DeSean Jackson, WAS	15
3t. Demaryius Thomas, DEN	15
5. Antonio Brown, PIT	14
6. Mike Evans, TB	13
<b>7t. Randall Cobb, GB</b>	<b>12</b>
<b>7t. Jordy Nelson, GB</b>	<b>12</b>
7t. DeAndre Hopkins, HOU	12
7t. Alshon Jeffery, CHI	12
7t. Jeremy Maclin, PHI	12
7t. Golden Tate, DET	12



## PACKERS VS. SEAHAWKS - WEEK 2

### THE GROUND GAME

The Packers' rushing attack adds balance to an offense most known for its passing prowess.

- ▶ The Packers have recorded 25-plus carries and 100 yards 12 times in the last 13 regular-season games (Weeks 5-8, 10-17 of 2014 and Week 1 of 2015), averaging at least 4 yards a carry 10 times during that span.
- ▶ Dating back to the 2013 regular season, Green Bay is 14-2 in the last 16 games it ran the ball at least 25 times, including 11-1 since the start of the 2014 regular season. The Packers are 74-15-1 under Head Coach **Mike McCarthy** when running the ball 25-plus times.
- ▶ RB **Eddie Lacy**, who ran for 85 yards on 19 carries (4.5 avg.) and one touchdown in the Week 1 victory over the Bears, ranks **No. 4 among running backs** with 14 touchdowns since the beginning of the 2014 regular season (nine rushing / four receiving):

Running Back	Overall Touchdowns (Since 2014)
1. Marshawn Lynch, SEA	17
2t. Jamaal Charles, KC	15
2t. DeMarco Murray, DAL/PHI	15
<b>4. Eddie Lacy, GB</b>	<b>14</b>
5. Arian Foster, HOU	13

- ▶ His 10 rushing touchdowns since 2014 also rank **No. 4 in the NFL**.

Player	Rushing Touchdowns (Since 2014)
1. DeMarco Murray, DAL/PHI	14
2. Marshawn Lynch, SEA	13
3. Jeremy Hill, CIN	11
<b>4. Eddie Lacy, GB</b>	<b>10</b>
5t. Matt Asiata, MIN	9
5t. Jamaal Charles, KC	9
5t. Mark Ingram, NO	9

- ▶ Lacy **set a franchise record** in 2014 by surpassing 100-plus scrimmage yards in nine consecutive games (Games 8-16). He was 1 yard shy of extending the streak, recording 99 yards on 22 touches (4.5 avg.) at Chicago in Week 1.
- ▶ Since the start of the 2014 season, Lacy has tallied 10 games with 100-plus scrimmage yards, which is **tied for No. 4 in the NFL**.

Player	100+ Yards From Scrimmage Games
1t. Le'Veon Bell, PIT	13
1t. DeMarco Murray, DAL/PHI	13
3. Arian Foster, HOU	11
<b>4t. Eddie Lacy, GB</b>	<b>10</b>
4t. Antonio Brown, PIT	10
4t. Matt Forte, CHI	10
4t. Marshawn Lynch, SEA	10
4t. Demaryius Thomas, DEN	10

- ▶ Lacy (2,217) passed John Brockington (2,132) for the most rushing yards by a Packers running back in his first two NFL seasons.
- ▶ Lacy became the **first player in team history** to post 1,000 rushing yards and 10-plus total TDs in both of his first two seasons.
- ▶ With 1,139 rushing yards during the 2014 season, Lacy became the **fifth player in franchise history** to record consecutive 1,000-yard rushing seasons (Ryan Grant, 2008-09 / Ahman Green, 2000-04 / John Brockington, 1971-73 / Jim Taylor, 1960-64).

- ▶ Lacy's 11 games with 95-plus rushing yards since he entered the NFL in 2013 are tied for **No. 4 in the league** over that time span:

Player	Games With 100+ Rushing Yards
1. DeMarco Murray, DAL/PHI	16
2t. Arian Foster, HOU	12
2t. LeSean McCoy, PHI/BUF	12
<b>4t. Eddie Lacy, GB</b>	<b>11</b>
4t. Marshawn Lynch, SEA	11
6. Matt Forte, CHI	10

- ▶ According to STATS LLC, the Packers registered five runs of 10-plus yards in the Week 1 victory against the Bears, tied for **No. 3 in the league this season**. Green Bay has recorded 72 runs of 10-plus yards since the start of the 2014 regular season, the **second most in the NFL**. Lacy has accounted for 40 of those, **No. 3 in the league**:

Player	Rushes Of 10-Plus Yards
1. DeMarco Murray, DAL	45
2. Justin Forsett, BAL	41
<b>3. Eddie Lacy, GB</b>	<b>40</b>
4. Marshawn Lynch, SEA	38

### RACKING UP POINTS

K **Mason Crosby** is moving his way up the record books.

- ▶ Crosby is only the second player in franchise history to reach 1,000 career points:

Player	Career Points
1. Ryan Longwell, 1997-2004	1,054
<b>2. Mason Crosby, 2007-15</b>	<b>1,044</b>
3. Don Hutson, 1935-45	823

- ▶ With 1,037 points from 2007-14, **Mason Crosby** passed NE K Stephen Gostkowski (1,023) for the most points by an NFL player in his first eight regular seasons.
- ▶ Crosby (1,145) passed Longwell (1,119) for the most points scored in the regular and postseason combined in franchise history.
- ▶ Crosby had 134 points during the 2014 regular season, giving him the eighth 100-point season of his career and tying with Ryan Longwell (1997-2004) for the franchise record.
- ▶ Including 2013, Crosby made 19 consecutive field goals in the regular season, until his final kick against the Bears was blocked in Week 4 of 2014. He now owns the two longest consecutive field-goal streaks in franchise history (23 straight from 2010-11).
- ▶ Dating back to the 2013 regular season, Crosby made at least one FG in 17 consecutive regular-season games before not getting an attempt in Week 3 at Detroit last year. It is the longest streak in team history.

Player	Consec. Games/FG
<b>1. Mason Crosby, 2013-14</b>	<b>17</b>
2. Ryan Longwell, 2004-05	15

- ▶ Crosby connected on a 53-yard field goal in Week 14 last season, extending his career franchise record for the most 50-yard FGs. It was the longest field goal by a Packer kicker at Lambeau Field on Dec. 1 or later.



**PACKERS VS. SEAHAWKS - WEEK 2**

**CLAY FINDS HIS WAY TO THE BALL**

LB **Clay Matthews'** impact on opposing offenses continues to be felt beyond sacks due to the multiple positions he plays.

- ▶ In Week 1 against Chicago, he led the Packers with 10 tackles (eight solo) and also recorded a QB hit, pressure and an interception he returned 42 yards in the fourth quarter.
- ▶ Matthews and teammate LB **Julius Peppers** are the only players in the NFL with five-plus interceptions and 40-plus sacks since 2009. Matthews has six interceptions and 61 sacks while Peppers has seven interceptions and 57 sacks.
- ▶ He finished the 2014 regular season second among Packers' linebackers with 69 tackles, which tied for the second most (2011) he recorded in his career (83 in 2010). His six passes defended also tied for the second most (2009) he recorded in a single season (nine in 2011). His two forced fumbles in 2014 tied for the third most he has registered in a season.
- ▶ Matthews was one of three players in the league with at least one interception, one forced fumble and 10 sacks last season:

<u>Player</u>	<u>Sacks</u>
1. J.J. Watt, HOU	20.5
<b>2. Clay Matthews, GB</b>	<b>11.0</b>
3. DeMarcus Ware, DEN	10.0

- ▶ He led the team with 11.0 sacks during the 2014 regular season. It gave him 61.0 sacks since entering the NFL in 2009, which is **tied for No. 5 in the league** over that span:

<u>Player</u>	<u>Sacks (Since 2009)</u>
1. Jared Allen, MIN/CHI	76.5
2. DeMarcus Ware, DAL/DEN	74.5
3. Elvis Dumervil, DEN/BAL	64.0
4. Cameron Wake, MIA	63.0
<b>5t. Clay Matthews, GB</b>	<b>61.0</b>
5t. Tamba Hali, KC	61.0

- ▶ Matthews finished the 2014 regular season with at least one sack in seven of the last nine games, totaling 9.5 sacks over that span.
- ▶ His 8.5 sacks in the final eight games of 2014 were a career best and tied Ezra Johnson (1983) for the third most in the second half of the regular season in franchise history (since 1982). They were also the most since DE Kabeer Gbaja-Biamila had 11.0 in 2004. Matthews tied for the fifth-most in the NFL last season in Games 9-16.
- ▶ Matthews is **tied for No. 1 in team history** in 10-sack seasons and is **No. 4** in two-sack games:

<u>Player</u>	<u>10-Sack Seasons</u>
<b>1t. Clay Matthews, 2009-10, 2012, 2014</b>	<b>4</b>
1t. Reggie White, 1993, 1995, 1997-98	4
1t. Kabeer Gbaja-Biamila, 2001-04	4

<u>Player</u>	<u>Two-Sack Games</u>
1. Reggie White, 1993-98	16
2. Kabeer Gbaja-Biamila, 2000-08	15
3. Tim Harris, 1986-90	14
<b>4. Clay Matthews, 2009-14</b>	<b>12</b>

- ▶ Matthews ranks **No. 3 in team history** with 61.0 career sacks (games played in parentheses):

<u>Player</u>	<u>Career Sacks</u>
1. Kabeer Gbaja-Biamila, 2000-08	74.5 (124)
2. Reggie White, 1993-98	68.5 (95)
<b>3. Clay Matthews, 2009-15</b>	<b>61.0 (86)</b>

**STILL GOING STRONG**

Packers LB **Julius Peppers** continues to show the ability to do a little bit of everything on defense.

- ▶ Peppers and Houston Texans DE J.J. Watt were the only players in the NFL last season to have at least one sack (seven), a forced fumble (four), a fumble recovery (three), an interception (two) and a defensive touchdown (two).
- ▶ For the fifth time in his career, Peppers recorded a sack, an interception, a forced fumble and a fumble recovery in a season (2004 / 2007 / 2009 / 2013 / 2014). Dating back to 2002 when he entered the league, that is **tied for the second-most seasons in the NFL** to record a stat in all four categories:

<u>Player</u>	<u>Seasons with Sack/INT/FF/FR</u>
1. Charles Woodson, OAK/GB	7
<b>2t. Julius Peppers (CAR/CHI/GB)</b>	<b>5</b>
2t. Keith Bulluck (TEN)	5
2t. Michael Lewis (PHI/SF)	5
2t. Ray Lewis (BAL)	5

- ▶ He was **tied for No. 7 in the NFL** with five takeaways last season.
- ▶ Peppers had 2.5 sacks in division games last season and added 1.5 sacks against Chicago in Week 1 this season. Since joining the NFC North in 2010, Peppers has the **seventh-most sacks** against division opponents (20.5).
- ▶ Peppers is **No. 3 among active players** with 127.0 career sacks during the regular season:

<u>Player</u>	<u>Career Sacks</u>
1. Jared Allen (KC/MIN/CHI)	134.0
2. DeMarcus Ware (DAL/DEN)	128.0
<b>3. Julius Peppers (CAR/CHI/GB)</b>	<b>127.0</b>
4. Robert Mathis (IND)	111.0

- ▶ Peppers ranks **No. 15 in NFL history** (since 1982) in sacks.
- ▶ Peppers returned an interception 49 yards for a touchdown in the Week 5 win over Minnesota last season.
- ▶ In Week 11 against the Eagles, Peppers recorded his 11th career interception, returning it 52 yards for touchdown to become the first player in NFL history with 100 career sacks and four interception returns for touchdowns. He also became the first linebacker in Packers' history to post two interception returns for touchdowns in the same season.
- ▶ He is the **only player in NFL history** to register at least 10 interceptions and 100.0 sacks (since 1982):

<u>Player</u>	<u>Career INTs</u>	<u>Career Sacks</u>
<b>1. Julius Peppers</b>	<b>11</b>	<b>127.0</b>
2. Lawrence Taylor	9	132.5
3t. Richard Dent	8	137.5
3t. Chris Doleman	8	150.5
3t. Rickey Jackson	8	128.0
3t. Jason Taylor	8	139.5



## PACKERS VS. SEAHAWKS - WEEK 2

### CONTINUAL IMPACT

In his young career, DT **Mike Daniels** has seen his playing time steadily increase as well as his production. After playing in 14 games as a rookie in 2012, he has played in every game since the start of the 2013 season. He led Green Bay's defensive line with 5.5 sacks and was the team leader in quarterback hits (19) and pressures (22) during the 2014 regular season.

- ▶ Daniels recorded a QB hit and pressure in the Week 1 victory over the Bears.
- ▶ Daniels is second on the Packers with 12.0 sacks since the start of the 2013 season (Matthews-18.5). His 12.0 sacks are **No. 7 among NFL defensive tackles** over that span, according to STATS LLC:

Player	Sacks 2013-15
1. Gerald McCoy, TB	19.0
2. Marcell Dareus, BUF	17.5
3. Jurrell Casey, TEN	16.5
4. Kyle Williams, BUF	16.0
5. Ndamukong Suh, DET	14.0
6. Sen'Derrick Marks, JAX	12.5
<b>7. Mike Daniels, GB</b>	<b>12.0</b>

### STIFLING SIGNAL-CALLERS

Since 2009, opposing quarterbacks have completed 1,976 of 3,411 passes (57.9 percent) for 23,982 overall yards and 155 touchdowns with 133 interceptions against the Packers. The 78.6 passer rating registered by opposing signal-callers over that span ranks **No. 2 in the NFL**:

Team	Opp. Passer Rating (Since 2009)
1. Baltimore	78.5
<b>2. Green Bay</b>	<b>78.6</b>
3. San Francisco	78.9
4. Cincinnati	78.9

- ▶ Green Bay has held opposing starting quarterbacks to a passer rating of less than 80 in 48 of 97 games since 2009, including nine of 17 last games. The Packers have a **44-4 mark (.917)** in those contests.
- ▶ Since the start of the 2014 regular season, the Packers are **No. 2 in the NFC** and **No. 6 in the NFL** in opponent passer rating:

Team	Opp. Passer Rating
1. Buffalo	73.6
2. Cleveland	74.9
3. Cincinnati	76.4
4. San Francisco	79.4
5. Denver	80.3
<b>6. Green Bay</b>	<b>81.2</b>
7. Seattle	82.1

- ▶ A look at the Packers' record by opponent passer rating since 2009:

Passer Rating	GB Record Since 2009
Less than 70	32-3 (.914)
70-79	11-1 (.917)
80-89	15-5 (.750)
90-99	1-5 (.167)
100-plus	9-14-1 (.396)

### DEFENSE SHIELD

The Packers' secondary is led by veteran cornerback **Sam Shields**, who earned his first trip to the Pro Bowl after a 2014 season that saw him record multiple interceptions for the fifth consecutive season.

- ▶ Shields is one of seven players in the NFL to register multiple interceptions in each season from 2010-14.
- ▶ Including playoffs, Shields is **No. 3 in the NFL** among active players in interceptions since 2010:

Player	Interceptions
1. Richard Sherman, SEA	26
2. Tramon Williams, GB/CLE	22
<b>3. Sam Shields, GB</b>	<b>20</b>

- ▶ Shields registered an interception during the NFC Championship Game at Seattle last season, giving him a franchise-record five career interceptions in the postseason.

### GOOD START

Fourth-year CB **Casey Hayward** has found a way to get his hands on the football in his young career. He tied for the team lead with three interceptions during the 2014 regular season, including one returned 82 yards for a touchdown in Week 10.

- ▶ In Week 11 of 2014, Hayward returned a fumble 49 yards for a touchdown against the Eagles. He became the first Green Bay defensive player to score a touchdown in back-to-back games since LB Keith McKenzie in 1999 (Weeks 13-14).
- ▶ Hayward, who also had two fumble recoveries, **tied for No. 6 in the NFL** last season in total takeaways with five.
- ▶ Hayward's nine interceptions tied for the sixth most by a Packers' player in their first three NFL regular seasons, dating back to 1970:

Player	INTs In First Three NFL Seasons
1. Tim Lewis (1983-85)	16
2. Ken Ellis (1970-72)	13
3. Tom Flynn (1984-86)	11
4t. Terrell Buckley (1992-94)	10
4t. Tramon Williams (2007-09)	10
<b>6t. Casey Hayward (2012-14)</b>	<b>9</b>
6t. Mike McKenzie (1999-2001)	9
<b>6t. Sam Shields (2010-12)</b>	<b>9</b>

- ▶ Hayward's six interceptions in 2012 led all NFL rookies and were tied for the second most by a Packers' rookie since 1970:

Player	INTs In Rookie Season
1. Tom Flynn (1984)	9
<b>2t. Casey Hayward (2012)</b>	<b>6</b>
2t. Mike McKenzie (1999)	6
4t. John Anderson (1978)	5
4t. Tim Lewis (1983)	5



## PACKERS VS. SEAHAWKS - WEEK 2

### ON THE ROAD AGAIN

Green Bay went 7-1 away from Lambeau Field in 2011, with the seven road wins setting a single-season franchise record.

- ▶ The Packers have been able to stay above the .500 mark on the road during Head Coach **Mike McCarthy's** tenure, a notable achievement in the National Football League.
- ▶ Since 2006, McCarthy's first season as the head coach in Green Bay, only 10 of 32 NFL teams have regular-season road records above .500.

Team	W-L Record	Pct.
1. New England	50-22-0	.690
2. Dallas	42-30-0	.583
3. Indianapolis	42-31-0	.575
4. Philadelphia	41-31-1	.568
<b>5. Green Bay</b>	<b>41-32-0</b>	<b>.562</b>
6t. New Orleans	40-33-0	.548
6t. N.Y. Giants	40-33-0	.548
8. San Diego	38-34-0	.528
9. Pittsburgh	38-35-0	.521
10. Denver	37-35-0	.514

### 309 AND COUNTING

Another packed house at Lambeau Field against the Lions in Week 17 last season brought the stadium's consecutive-sellouts streak to 309 regular-season games (not including replacement games).

- ▶ The league's longest-tenured stadium, Lambeau Field hosted its 58th season of football in 2014. Including the playoffs, a total of 704,818 fans made their way through the turnstiles for the nine games this season. For the victory over Dallas in the Divisional round, Packers fans set a new Lambeau Field paid attendance record (79,704).
- ▶ Across American professional sports, only Boston's Fenway Park (1912) and Chicago's Wrigley Field (1914) have longer tenures.

### THE LAMBEAU ADVANTAGE

The crown jewel of the National Football League, Lambeau Field has long been known as one of the tougher venues to play in, particularly during the harsh Wisconsin winter.

- ▶ Re-establishing home-field advantage after a 4-4 mark in 2008 was one of the goals of 2009, and with the Packers finishing 6-2 at home, they accomplished that goal. Green Bay followed that up with a 7-1 mark at Lambeau Field in 2010, a perfect 8-0 record in 2011, the first undefeated home mark since 2002, and a 7-1 mark in 2012. Last season the Packers were one of two teams to finish undefeated at home during the regular season (Denver).
- ▶ Head Coach **Mike McCarthy** stated consistently upon his arrival in Green Bay that one of the team's goals would be to reclaim the mystique of playing at Lambeau Field. Mission accomplished. The team is 54-17-1 (.757) at home in the regular-season since 2006.
- ▶ Since **Ron Wolf** and **Mike Holmgren** began the revitalization of the franchise in 1992, Green Bay owns the best home record in the NFL. A look at the top regular-season home W-L records since the '92 season:

Team	W-L Record	Pct.
<b>1. Green Bay</b>	<b>141-42-1</b>	<b>.769</b>
2. Pittsburgh	132-51-1	.720
3. New England	133-52-0	.719

### HOT AT HOME

Since the start of 2009, the Packers have been one of the best teams in the league at home during the regular season:

Team	W-L Record	Pct.
1. New England	45-4-0	.918
<b>2. Green Bay</b>	<b>40-7-1</b>	<b>.844</b>
3. Baltimore	39-9-0	.813
4. Seattle	35-13-0	.729
5. San Francisco	35-13-1	.724

### IN THE FREE-AGENCY ERA

Talk of unrestricted free agency in the early '90s led many to forecast tough times for the small-town Green Bay Packers.

- ▶ However, Green Bay has remained among the most successful teams since the advent of free agency in 1993. The Packers have won 10 or more games 14 times since '93 and captured 10 division crowns.
- ▶ A look at the most successful teams in the free-agency era:

Team	W-L Since '93	Pct.	Playoff Berths
1. New England	235-118-0	.666	16
<b>2. Green Bay</b>	<b>226-126-1</b>	<b>.642</b>	<b>17</b>
3. Pittsburgh	220-132-1	.625	14
4. Denver	213-140-0	.603	12
5. Indianapolis	209-144-0	.592	16

### IN THE LEAGUE RANKINGS 2015 REGULAR SEASON
















GREEN BAY (Team)		SEATTLE (Team)	
Category	NFC NFL	Category	NFC NFL
Turnover Margin (+1)	.4t 8t	Turnover Margin (+2)	.2t 4t
Points Scored (31.0)	.2t 5t	Points Scored (31.0)	.2t 5t
Points Allowed (23.0)	.6 16	Points Allowed (34.0)	.15 31
Total Offense (322.0)	.11 19	Total Offense (343.0)	.10 15
Rushing (133.0)	.4 7	Rushing (124.0)	.5 9t
Passing (189.0)	.11 20	Passing (219.0)	.8 15
Total Defense (402.0)	.12 27	Total Defense (352.0)	.8 20
vs. Rush (189.0)	.15 31	vs. Rush (76.0)	.5 10
vs. Pass (213.0)	.8 16	vs. Pass (276.0)	.10 23
Third-Down Offense (60.0%)	.2 3	Third-Down Offense (42.1%)	.9 17
Third-Down Defense (64.7%)	.16 32	Third-Down Defense (54.6%)	.12t 27t
Red-Zone Offense (80.0%)	.4 9	Red-Zone Offense (25.0%)	.13t 26t
Red-Zone Defense (33.3%)	.5t 8t	Red-Zone Defense (50.0%)	.10 14t
GREEN BAY (Individual)		SEATTLE (Individual)	
Category	NFC NFL	Category	NFC NFL
Passing: Rodgers (140.5)	.1 3	Passing: Wilson (90.1)	.5t 15t
Rushing: Lacy (85)	.4 6	Rushing: Lynch (73)	.6 9
Receptions: Cobb (5)	.14t 32t	Receptions: Kearse (8)	.3t 8t
Rec. Yds.: Adams (59)	.19t 40t	Rec. Yds.: Kearse (76)	.11t 25t
Interceptions: Matthews (1)	.1t 1t	Interceptions: N/A	
Sacks: Peppers (1.5)	.5 9	Sacks: Bennett/Williams (1.0)	.6t 10t



## 2015 SCHEDULE NOTES

### 2015 OPPONENTS

		NFL Rank (2015)	
	Record	Offense	Defense
 Chicago Bears .....(0-1)		6	14
 Seattle Seahawks.....(0-1)		15	20
 Kansas City Chiefs.....(1-0)		18	24t
 at San Francisco.....(1-0)		10t	4
 St. Louis Rams.....(1-0)		13	18
 San Diego Chargers....(1-0)		1	10
 at Denver Broncos.....(1-0)		31	1
 at Carolina Panthers...(1-0)		27	7
 Detroit Lions.....(0-1)		23	32
 at Minnesota Vikings...(0-1)		29	22t
 Dallas Cowboys.....(1-0)		3	9
 at Oakland Raiders.....(0-1)		30	24t
 at Arizona Cardinals....(1-0)		4	28

### A LOOK AT THE SCHEDULE

The Green Bay Packers' 95th NFL regular-season schedule is headlined by five prime-time games (subject to flexible scheduling), including a Thanksgiving night game at Lambeau Field against the Chicago Bears, the first home Thanksgiving game since 1923.

- ▶ The Packers will honor two of its all-time greats – Brett Favre and Ron Wolf – in halftime ceremonies during the 2015 season, with Favre's name and retired No. 4 to be unveiled on Lambeau Field's north façade Nov. 26 and Wolf's name to be unveiled next to fellow Pro Football Hall of Famers on the stadium's east side Nov. 15.
- ▶ Green Bay's schedule includes seven games against 2014 playoff teams. Three of those games (Dallas, Detroit, Seattle) will be at Lambeau Field, while four (Arizona, Carolina, Denver, Detroit) will come on the road.
- ▶ The Packers opened the season on the road, traveling to Chicago to play the Bears in Week 1 for the first time since 1981.
- ▶ Green Bay will spend the following two weeks at home, playing a Sunday night game against the Seattle Seahawks in Week 2 and facing the Kansas City Chiefs on *Monday Night Football* in Week 3. It is the first time since 2008 that the Packers will play their first two home games in primetime. It is the 23rd consecutive season (1993-2015) that the Packers are appearing on *MNF*. Green Bay is 14-8-1 at home on *MNF*, including 4-1 under McCarthy.
- ▶ After a trip to take on San Francisco in Week 4, the fifth time the Packers and 49ers will meet in the regular or postseason since 2012, Green Bay returns home for two games before its Week 7 bye.
- ▶ The St. Louis Rams visit Lambeau for the first time since 2011 in Week 5, and in Week 6 the Packers host the San Diego Chargers for the first time since 2007 and only the fifth time overall. Green Bay is 7-2 against the Rams at Lambeau Field (dating back to 1990) and has won nine of the 10 all-time meetings versus the Chargers.
- ▶ Following Green Bay's first Week 7 bye since 2007, the Packers travel to play the Broncos in Denver for the first time on a Sunday night. It will be Green Bay's seventh visit to the Mile High City during the regular season and first since a 19-13 overtime victory in 2007. It is a matchup of two of three NFL teams (New England) that have won their division each of the last four years. Under McCarthy, Green Bay is 8-1 (.889) in the game after the bye. It will be the first of a three-game stretch the Packers will play against 2014 playoff teams.
- ▶ The Packers stay on the road for a Week 9 game at Carolina, facing the Panthers in back-to-back seasons for the first time since 2007-08. Green Bay is 8-4 against the Panthers during the regular season, including 5-2 at Carolina. The Packers have scored 30-plus points in all four games against the Panthers under Head Coach **Mike McCarthy**.
- ▶ The second half of the regular season will see Green Bay face division opponents in four consecutive weeks. The Packers will face the Lions at home in Week 10, travel to play Minnesota in Week 11, come home to play the Bears on Thanksgiving in Week 12 and play at Detroit in another Thursday night game in Week 13. It will be the first time Green Bay has played division opponents in four consecutive weeks since 2000 (Weeks 14-17) and the first time the Packers have played on consecutive Thursdays since 2007 (Weeks 12-13).
- ▶ The Packers' final four regular-season games will be bookended by two home contests, starting with Dallas returning to Green Bay in Week 14. Including the postseason, the Packers have won four consecutive games against the Cowboys. Green Bay is 10-4 against Dallas at home during the regular and postseason.
- ▶ In Weeks 15-16, Green Bay travels west to play the Oakland Raiders and Arizona Cardinals. The Packers have won six consecutive games against the Raiders, including two on the road. In those six games, Green Bay has outscored the Raiders, 210-70. The Packers have won seven of the last eight regular-season matchups against the Cardinals, including each of the past three.
- ▶ Green Bay will host the Vikings at Lambeau to close out the regular season, marking the sixth time the two have met in the regular-season finale and first at Lambeau since 1996. Including playoffs, Green Bay has a 8-1-1 mark (.833) against the Vikings at Lambeau Field under McCarthy.



## STREAKS & MILESTONES – REGULAR SEASON

### 18 RANDALL COBB

- ▶ Joined by WR **Jordy Nelson** as the first duo in franchise history to both catch 10-plus touchdown passes in the same season in 2014.
- ▶ Reached the 1,000-yard receiving mark for the first time in his career last season (1,287). He joined Nelson (1,433) as the the second duo in Packers' history to each reach 1,200 receiving yards in the same season, joining the 2004 duo of Javon Walker (1,382) and Donald Driver (1,208).
- ▶ With a career-best 91 receptions in 2014, seventh most in franchise history, joined Nelson (92) to become the only pair of Packers' players to reach 90 receptions each in the same season.
- ▶ Joined Nelson to become the first duo in NFL history to record 90-plus receptions, 1,200-plus yards and 12-plus touchdown receptions in the same regular season (2014).
- ▶ Cobb and Nelson became just the third set of teammates in NFL history with at least 1,200 receiving yards and 10 touchdowns each in the same season (2014), joining Minnesota's Cris Carter and Randy Moss in 1999 and Denver's Demaryius Thomas and Eric Decker in 2013.
- ▶ Registered a touchdown reception in a career-best six consecutive games (Games 4-9, 2014). It was the longest streak by a Packer since WR Sterling Sharpe (six) in 1994.
- ▶ Set a single-season franchise record with a league-high 2,342 combined net yards in 2012, topping the previous team mark of 2,250 yards by RB Ahman Green in 2003.
- ▶ With 954 receiving yards and 964 kickoff return yards in 2012, became the first person in NFL history to post 900-plus yards in each category in the same season.
- ▶ Has three kick return scores (two punts, one kickoff) in his career, which ties him for No. 2 in franchise history behind only RB Travis Williams' six return TDs (one punt, five kickoffs).

### 2 MASON CROSBY

- ▶ Became the second player in franchise history with 1,000 career points (Ryan Longwell, 1,061).
- ▶ With 1,037 points from 2007-14, passed NE K Stephen Gostkowski (1,023) for the most points by an NFL player in his first eight seasons.
- ▶ Made six consecutive field goals from 50-plus yards during the 2014 season, a franchise record.
- ▶ Tied for No. 1 in team history for the most 100-point seasons with eight (Longwell).
- ▶ Made 23 straight field goals from Week 13 of 2010 through Week 10 of 2011, the longest regular-season streak in franchise history.
- ▶ In 2011, set a franchise record with a 58-yard field goal in Week 7 at Minnesota, eclipsing the mark of 56 yards he held (Week 1 at Philadelphia, 2010; Week 5 at Atlanta, 2011).

### 27 EDDIE LACY

- ▶ Became the first player in franchise history to rush for at least 1,000 yards and score 10-plus scrimmage touchdowns in each of his first two seasons (2013-14).
- ▶ With 2,317 rushing yards in 2013-14, passed John Brockington (2,132) for the most by a Packers' running back in his first two NFL seasons.
- ▶ With 13 touchdowns during the 2014 season, joined WRs **Randall Cobb** and **Jordy Nelson** as the first Green Bay trio to each score 10-plus touchdowns in the same season.
- ▶ Was the first Packers back to ever to record 100 yards from scrimmage and a touchdown reception in three consecutive games (Weeks 10-12, 2014).

- ▶ Set a franchise record with nine straight games with more than 100 yards from scrimmage (2014).
- ▶ Became first Green Bay running back to register receptions of 55 yards or more in consecutive games (2014: at NO and vs. CHI).
- ▶ His 123 receiving yards at New Orleans in Week 8 (2014) were the second most by a Green Bay running back since the 1970 AFL-NFL merger, trailing only Eddie Lee Ivery's 128 yards at Tampa Bay on Oct. 12, 1980.
- ▶ Set franchise rookie records in 2013 for rushing yards (1,178), rushing TDs (11) and rushing attempts (284).
- ▶ Tied the team rookie mark for 100-yard rushing games with four (2013).
- ▶ Named NFL Offensive Rookie of the Year by *The Associated Press* and was selected to the Pro Bowl as an injury replacement for Vikings RB Adrian Peterson.

### 8 TIM MASTHAY

- ▶ Ranks No. 1 in franchise history (min. 150 punts) with a 44.3-yard gross punting average.
- ▶ Ranks No. 1 in team annals (since 1976) with 114 punts placed inside the 20-yard line in his career, passing Craig Hentrich (104) in the franchise record book.
- ▶ Set a single-season franchise record with his 45.6-yard gross average in 2011, surpassing Hentrich's 45.0-yard mark in 1997.
- ▶ Tied Sean Landeta's single-season franchise record (1998) by placing 30 punts inside the 20-yard line in 2012.
- ▶ Holds the top four single-season marks for net punting average in franchise history (since 1976) with a 38.95 average in 2013, a 38.93 average in 2012, a 38.56 average in 2011 and a 37.65 average in 2010.

### 52 CLAY MATTHEWS

- ▶ Led the team with 11.0 sacks in 2014 and earned his fifth trip to the Pro Bowl. Ranks No. 3 in team history with 61.0 career sacks.
- ▶ Tied for No. 1 in team history with four 10-plus sack seasons.
- ▶ Tied for No. 5 in the NFL with 61.0 sacks since entering the league in 2009.
- ▶ Only player in franchise history to be named to the Pro Bowl each of his first four seasons in the league (2009-12).
- ▶ Only player in team history to score a defensive TD in each of his first three seasons in the league (2009-11).
- ▶ His 17 sacks in his first 20 games were the most by an NFL player to start his career at the time, eclipsing the mark of 16.5 set by Leslie O'Neal (1986, 1988) and John Abraham (2000-01).
- ▶ Is the first NFL player since sacks became an official stat in 1982 to post a double-digit sack total and a defensive TD in each of his first two seasons in the league.
- ▶ First player in franchise annals to post 10-plus sacks in each of his first two years in the NFL.
- ▶ His 29.5 sacks from 2009-11 were tied for No. 1 in team history with Tony Bennett for the most sacks by a Packer in his first three seasons in the league.
- ▶ Set a franchise rookie record with 10 sacks in 2009.

Two years after he co-founded the Packers with Curly Lambeau, George Calhoun began writing a piece called *The Dope Sheet*, which served as the official press release from 1921-24.





**STREAKS & MILESTONES – REGULAR SEASON**

**56 JULIUS PEPPERS**

- ▶ Is the only player in NFL history with 100 career sacks and four interception returns for touchdowns.
- ▶ Became the first linebacker in Packers' history to post two interception returns for touchdowns in the same season (2014).
- ▶ Only player in NFL history with at least 10 interceptions and 100 sacks.
- ▶ Has been selected to eight Pro Bowls since entering the league in 2002, which ties him with Charles Woodson and DeMarcus Ware for the most among active defensive players.
- ▶ With eight double-digit sack seasons as a pro, is tied with Jared Allen and Demarcus Ware for the most in the NFL since 2002.
- ▶ Named first-team All-Pro by *The Associated Press* three times and was selected to the NFL's All-Decade team for the 2000s.

**12 AARON RODGERS**

- ▶ Ranks No. 1 in NFL history with a 106.3 career passer rating.
- ▶ In 104 regular-season starts, has 40 career 300-yard games, 44 three-TD games and 61 zero-INT games (min. 15 attempts).
- ▶ Is the only QB in team history with four 400-yard passing games, including a 480-yard effort vs. Washington in 2013 that tied a franchise record. No one else has more than one 400-yard game.
- ▶ Tied with Brett Favre for the franchise record for 4,000-yard passing seasons (five).
- ▶ Threw for a career-best five interceptions last season, the third fewest in a single regular season in Packers' history.
- ▶ Threw six touchdown passes in the first half against the Bears in Week 10 (2014), tying Raiders QB Daryle Lamonica (vs. Buffalo, Oct. 19, 1969) for the NFL record for most touchdown passes in a half. It was the second time Rodgers threw for a franchise-best six touchdowns in a game.
- ▶ Posted six consecutive zero-interception games during the 2014 season (Weeks 2-7), tying Bart Starr's franchise record (min. 15 attempts a game) set in 1964.
- ▶ Joined Patriots QB Tom Brady (2007) as the only players in NFL history to register four straight three-touchdown/zero-interception games in a single season (Weeks 4-7, 2014). Also joined Brady (eight in 2007) for the most three-touchdown/zero-interception games in NFL history in a single season (2014).
- ▶ When he hit the 200-TD mark for his career, he had thrown just 53 INTs to that point, the fewest in NFL history as he bested Tom Brady's mark of 88 INTs at the time of his 200th TD pass.
- ▶ In 2014, he became the first NFL quarterback to throw for 18-plus touchdowns with one or fewer interceptions in the first seven games of a season.
- ▶ Ranks No. 2 in NFL history for the most touchdown passes in a player's first 100 games with 203 (MIA QB Dan Marino, 217).
- ▶ Set an NFL single-season record in 2011 with a 122.5 passer rating and set team marks for TD passes (45), passing yards (4,643), completion percentage (68.3), yards per attempt (9.25), TD/INT ratio (7.50) and 300-yard games (eight).
- ▶ Posted 21,332 passing yards from 2008-12, the most in NFL history by a quarterback in his first five seasons as a starter.
- ▶ Threw a TD pass in 35 straight regular-season games at Lambeau Field from 2008-12, a team record (previous mark was 25 by Brett Favre, 1992-96). It was the second-longest home streak in NFL history behind Dan Marino's 39-game streak from 1983-88.

- ▶ Tied a single-game franchise record with six TD passes at Houston in Week 6 of 2012, matching Matt Flynn's mark (Jan. 1, 2012, vs. Detroit).
- ▶ Posted a 100-plus passer rating in six straight seasons (2009-14), the only quarterback in league history to accomplish that feat.
- ▶ In 2009, became first QB in NFL history to throw 30 or more TDs, seven or fewer INTs, and rush for five TDs in the same season.
- ▶ Has registered a passer rating over 110.0 in four or more consecutive games three times in his career (Weeks 3-7, 2009; Week 9, Weeks 11-13, 2010; Weeks 1-7, 9-12, 2011), one of only two quarterbacks in franchise history (Bart Starr, 1966) to accomplish the feat in a single season.
- ▶ Posted four or more rushing TDs in three straight seasons (2008-10), becoming only the second Packers QB to accomplish that feat (Tobin Rote, 1954-56), and eclipsed 300 rushing yards in back-to-back seasons (2009-10), the first since Rote in 1954-56.

		NFL Offense			NFL Defense		
After Week ...	Opp.	Total	Rush	Pass	Total	Rush	Pass
1	at CHI	19	7	20	27	31	16
2	SEA						
3	KC						
4	at SF						
5	STL						
6	SD						
7	(bye)						
8	at DEN						
9	at CAR						
10	DET						
11	at MIN						
12	CHI						
13	at DET						
14	DAL						
15	at OAK						
16	at ARI						
17	MIN						
<b>Packers in 2014</b>		<b>6</b>	<b>11</b>	<b>8</b>	<b>15</b>	<b>23</b>	<b>10</b>
<b>Packers in 2013</b>		<b>3</b>	<b>7</b>	<b>6</b>	<b>25</b>	<b>25</b>	<b>24</b>
<b>Packers in 2012</b>		<b>13</b>	<b>20</b>	<b>9</b>	<b>11</b>	<b>17</b>	<b>11</b>
<b>Packers in 2011</b>		<b>3</b>	<b>27</b>	<b>3</b>	<b>32</b>	<b>14</b>	<b>32</b>
<b>Packers in 2010</b>		<b>9</b>	<b>24</b>	<b>5</b>	<b>5</b>	<b>18</b>	<b>5</b>
<b>Packers in 2009</b>		<b>6</b>	<b>14</b>	<b>7</b>	<b>2</b>	<b>1</b>	<b>5</b>
<b>Packers in 2008</b>		<b>8</b>	<b>17</b>	<b>8</b>	<b>20</b>	<b>26</b>	<b>12</b>
<b>Packers in 2007</b>		<b>2</b>	<b>21</b>	<b>2</b>	<b>11</b>	<b>14</b>	<b>12</b>
<b>Packers in 2006</b>		<b>9</b>	<b>23</b>	<b>8</b>	<b>12</b>	<b>13</b>	<b>17</b>
<b>Packers in 2005</b>		<b>18</b>	<b>30</b>	<b>7</b>	<b>7</b>	<b>23</b>	<b>1</b>
<b>Packers in 2004</b>		<b>3</b>	<b>10</b>	<b>3</b>	<b>25</b>	<b>14</b>	<b>25</b>
<b>Packers in 2003</b>		<b>4</b>	<b>3</b>	<b>16</b>	<b>17</b>	<b>10</b>	<b>23</b>
<b>Packers in 2002</b>		<b>12</b>	<b>12</b>	<b>10</b>	<b>12</b>	<b>21</b>	<b>3</b>
<b>Packers in 2001</b>		<b>6</b>	<b>21</b>	<b>3</b>	<b>12</b>	<b>16</b>	<b>15</b>
<b>Packers in 2000</b>		<b>15</b>	<b>23</b>	<b>8</b>	<b>15</b>	<b>8</b>	<b>19</b>
<b>Packers in 1999</b>		<b>9</b>	<b>21</b>	<b>7</b>	<b>19</b>	<b>22</b>	<b>18</b>
<b>Packers in 1998</b>		<b>5</b>	<b>25</b>	<b>3</b>	<b>4</b>	<b>4</b>	<b>10</b>
<b>Packers in 1997</b>		<b>4</b>	<b>12</b>	<b>3</b>	<b>7</b>	<b>20</b>	<b>8</b>
<b>Packers in 1996</b>		<b>5</b>	<b>11</b>	<b>5</b>	<b>1</b>	<b>4</b>	<b>1</b>
<b>Packers in 1995</b>		<b>7</b>	<b>26</b>	<b>3</b>	<b>14</b>	<b>7</b>	<b>21</b>
<b>Packers in 1994</b>		<b>9</b>	<b>19</b>	<b>9</b>	<b>6</b>	<b>3</b>	<b>15</b>
<b>Packers in 1993</b>		<b>19</b>	<b>22</b>	<b>18</b>	<b>2</b>	<b>8</b>	<b>7</b>
<b>Packers in 1992</b>		<b>15</b>	<b>21</b>	<b>9</b>	<b>23</b>	<b>16</b>	<b>23</b>





## PACKERS STARTERS – OFFENSE

### **WR Davante Adams, 2nd Year, Fresno State, D2-14**

- ▶ After starting the 2015 season opener at Chicago, has now started 14 of the last 15 games, including the postseason.
- ▶ Started 11 of 16 regular-season games played as a rookie in 2014 and started both playoff contests.
- ▶ Recorded 121 receiving yards against New England in Week 13 last season, the most by a Green Bay rookie since WR Sterling Sharpe's 124-yard effort vs. Detroit on Nov. 20, 1988.
- ▶ Set franchise postseason single-game records for the most receptions and receiving yards by a rookie when he posted seven catches for 117 yards (16.7 avg.) and a touchdown in the NFC Divisional playoff victory vs. Dallas.

### **LT David Bakhtiari, 3rd Year, Colorado, D4a-13**

- ▶ Has started every game at LT since the start of the 2013 regular season.
- ▶ Started all 16 games at left tackle in 2013, the only rookie in the NFL to do so in 2013 and the first Packer rookie to do so since the league went to a 16-game schedule in 1978.
- ▶ Became just the fourth Green Bay rookie to start at LT in the season opener since the 1970 AFL-NFL merger and the first since 1985.
- ▶ Earned second-team All-Pacific-12 honors from the conference's coaches each of his last two seasons (sophomore and junior) at Colorado.

### **LG Josh Sitton, 8th Year, Central Florida, D4b-08**

- ▶ Has started 95 games since 2009, the most by an offensive player in a Green Bay uniform over that span.
- ▶ Was named to his second career Pro Bowl after the 2014 season.
- ▶ Was named 2010 Offensive Lineman of the Year by the NFL Alumni Association.
- ▶ According to STATS LLC, did not allow a sack in 2014 and has allowed just 10.5 in his seven-year career.
- ▶ Was the only Packer on either side of the ball to not miss a snap from 2009-10.

### **C Corey Linsley, 2nd Year, Ohio State, D5a-14**

- ▶ Has started every game of his young career.
- ▶ First rookie center to start for Green Bay in Week 1 since the merger.
- ▶ Was the first rookie center to start every game for the Packers since the league went to a 16-game schedule in 1978.
- ▶ Named to PFWA's All-Rookie team, the first Green Bay center to be honored since its inception in 1974.
- ▶ The Ohio native was part of a Buckeye team that won 24 consecutive games from 2012-13.

### **RG T.J. Lang, 7th Year, Eastern Michigan, D4-09**

- ▶ Has started games at four different positions on the line as a pro (33 at RG, 27 at LG, five at RT, two at LT). Played C in Week 10 in 2013.
- ▶ Has started 64 contests since 2011.
- ▶ Started games at both tackle spots in his first season (2009) and became the first Packers rookie to start consecutive games at left tackle since Chad Clifton in 2000.
- ▶ Began his college career as a defensive lineman, but converted to the offensive line as a sophomore and started 36 straight games (10 at RT, 26 at LT) over his final three years.

### **RT Bryan Bulaga, 6th Year, Iowa, D1-10**

- ▶ Missed the second part of the 2012 season after suffering a hip injury vs. Arizona on Nov. 4 and missed all of the 2013 season after injuring his knee on Aug. 3. Has started 16 of 17 games since the start of the 2014 season.
- ▶ Started 37 games at RT in his first three seasons in the league.
- ▶ Started the final 12 games of 2010 and the entire postseason at right tackle after taking over for veteran Mark Tauscher (shoulder), the most regular-season starts by a Packers rookie tackle since Tauscher's 14 in 2000.
- ▶ Named to the *Pro Football Weekly*/PFWA All-Rookie team in 2010.
- ▶ Capped his rookie season by becoming the youngest player, according to STATS LLC, to ever start in the Super Bowl (21 years, 322 days).

### **TE Richard Rodgers, 2nd Year, California, D3a-14**

- ▶ Including the postseason, has registered one or more receptions in 11 of the last 13 games.
- ▶ Played in all 16 games with five starts as a rookie in 2014, recording 20 receptions for 225 yards (11.3 avg.) and two touchdowns.

- ▶ Became the first rookie TE to start for the Packers in a season opener since Jackie Harris opened in a two-tight-end set in 1990.
- ▶ Was the first rookie TE to appear in all 16 games for Green Bay since Bubba Franks in 2000.
- ▶ Played TE for his first two seasons at Cal before moving to inside receiver as a junior in 2013, where he caught a career-high 39 passes for a career-best 608 yards (15.6 avg.) and a touchdown.

### **WR Randall Cobb, 5th Year, Kentucky, D2-11**

- ▶ Set a new single-season career high with five 100-yard receiving games during the 2014 season (three-2012). Earned first trip to the Pro Bowl.
- ▶ His career-best 91 receptions in 2014 were the seventh most in team history.
- ▶ Finished the regular season tied for fourth in the NFL with 12 touchdown receptions in 2014.
- ▶ Before suffering a knee injury in Week 6 in 2013, led the team in receptions with 29 and was No. 2 in receiving yards with 378.
- ▶ Set a franchise single-season record with a league-high 2,342 combined net yards in 2012, topping the previous team mark of 2,250 yards by RB Ahman Green in 2003.
- ▶ With 954 receiving yards and 964 kickoff return yards in 2012, he became the first player in NFL history to post 900-plus yards in each category in the same season.

### **QB Aaron Rodgers, 11th Year, California, D1-05**

- ▶ His career passer rating of 106.3 ranks No. 1 in NFL history.
- ▶ Finished the 2014 regular season ranked No. 2 in the NFL in passer rating (112.2), touchdown percentage (7.3), No. 1 in interception percentage (1.0) and No. 3 in touchdown passes (38).
- ▶ Recorded a passer rating of at least 120.0 in seven regular-season games in 2014, setting a single-season career high and tying for the third most in a single season in the NFL, dating back to 1960.
- ▶ Posted 21,332 passing yards from 2008-12, which ranks No. 1 in league history for the most passing yards by a QB in his first five seasons as a starter (previous record was Peyton Manning, 20,618, 1998-2002).
- ▶ In 104 regular-season starts (71-33 record), has posted 40 games with 300-plus passing yards, 61 without an interception and 65 with a 100-plus passer rating (min. 15 attempts).
- ▶ In 2011, set an NFL record with a 122.5 passer rating and set franchise marks for TD passes (45), passing yards (4,643), completion percentage (68.3), yards per attempt (9.25) and 300-yard games (eight) on his way to earning NFL Most Valuable Player honors from *The Associated Press*.

### **RB Eddie Lacy, 3rd Year, Alabama, D2-13**

- ▶ With 2,317 rushing yards in 2013-14, passed John Brockington (2,132) for the most rushing yards by a Packers' running back in his first two NFL seasons.
- ▶ Became the first player in team history to post 1,000 rushing yards and 10-plus total TDs in both of his first two seasons.
- ▶ With 1,139 rushing yards last season, became the fifth player in franchise history to record consecutive 1,000-yard rushing seasons (Ryan Grant, 2008-09 / Ahman Green, 2000-04 / John Brockington, 1971-73 / Jim Taylor, 1960-64).
- ▶ Ranked No. 1 in the league among rookies and No. 8 among all players with 1,178 rushing yards in 2013, despite missing one full game and nearly all of another due to a concussion.
- ▶ Ranks No. 1 in franchise history for the most rushing yards by a rookie in a single season, No. 1 in attempts (284), and tied for No. 1 for most 100-yard rushing games with four (John Brockington, four in 1971).
- ▶ Became the first Green Bay rookie RB to be selected to the Pro Bowl since Brockington in 1971 and was named Rookie of the Year by PFWA.

### **FB John Kuhn, 10th Year, Shippensburg, W-07 (Pit)**

- ▶ Selected to the Pro Bowl for the second time in 2014. His first selection came in 2011, when he was the first Green Bay fullback to be honored since William Henderson in 2004.
- ▶ Has played in 124 of 129 games (135 of 140 including playoffs) during his nine seasons in Green Bay, appearing in all 16 regular-season contests in five of those seasons, including 2014.
- ▶ Only player on the team to have a rushing and receiving touchdown each season from 2008-11, and was the first Packer to achieve that feat since RB Ahman Green (2001-04).



## PACKERS STARTERS – DEFENSE

### **DE Mike Pennel, 2nd Year, Colorado State-Pueblo, FA-14**

- ▶ Made the team as a rookie free agent and played in 13 regular-season games and both postseason contests last season.
- ▶ One of two non-drafted free agents to be on the Packers' 53-man roster for Week 1 in 2014 (LB Jayrone Elliott).
- ▶ Finished No. 2 among Packers rookies in 2014 with 18 tackles (Ha Ha Clinton-Dix, 95).

### **NT B.J. Raji, 7th Year, Boston College, D1a-09**

- ▶ Missed the entire 2014 season with a biceps injury suffered during a preseason game vs. Oakland.
- ▶ Played in 70 games from 2010-13 (including playoffs), tied for second most in NFL by a defensive lineman over that span.
- ▶ Named to the Pro Bowl in 2011, becoming the first Packers defensive tackle since Bob Brown in 1972 to receive the honor.
- ▶ Earned All-Rookie team honors from *Pro Football Weekly*/PFWA in 2009, the first Packers defensive lineman to be selected since DE Vonnie Holiday in 1998.

### **DT Mike Daniels, 4th Year, Iowa, D4a-12**

- ▶ Ranks second on the team with 12.0 sacks since the start of the 2013 regular season (LB Clay Matthews-18.5).
- ▶ Started all 16 games for the first time in his career in 2014 and finished first on the Packers defensive line with 5.5 sacks while setting a career high with 69 tackles.
- ▶ Returned a fumble 43 yards for a TD vs. Detroit in Week 14 of 2012, the longest fumble return for a TD by a rookie in franchise history.
- ▶ Starred as an interior pass rusher at Iowa, posting a team-high 24.5 tackles for a loss and 13 sacks from 2010-11.

### **LOLB Clay Matthews, 7th Year, Southern California, D1b-09**

- ▶ Tied for No. 5 in the NFL since entering the league in 2009 with 61.0 sacks. His sack total ranks No. 3 in team history (since 1982).
- ▶ With a team-high 11.0 sacks last season, is now tied for the most 10-plus sack seasons in franchise history (four).
- ▶ Was named to the Pro Bowl for the fifth time in 2014. Is the only Packer in team history to earn Pro Bowl recognition in each of his first four seasons in the NFL (2009-12).
- ▶ Is the only player in franchise history to score a defensive TD (interception or fumble return) in each of his first three seasons in the NFL (2009-11).
- ▶ Named first-team All-Pro by *The Associated Press* in 2010, the first Green Bay LB to earn that honor since Tim Harris in 1989. Finished second to Pittsburgh safety Troy Polamalu in the AP's Defensive Player of the Year voting.

### **BLB Sam Barrington, 3rd Year, South Florida, D7c-13**

- ▶ Provided depth at inside linebacker during the 2014 season, starting six games and registering a career-best 68 tackles and one sack.
- ▶ Appeared in seven games as a rookie in 2013, seeing time exclusively on special teams.
- ▶ Sustained a season-ending hamstring injury vs. Chicago in Week 9 in 2013.
- ▶ Earned second-team All-Big East recognition as a senior in 2012 after posting a career-high 80 tackles (49 solo), including 6.5 tackles for loss, 3.5 sacks, two forced fumbles and three passes defensed.

### **MLB Nate Palmer, 3rd Year, Illinois State, D6-13**

- ▶ Spent the entire 2014 season on injured reserve due to a knee injury sustained in the final preseason game.
- ▶ Appeared in eight games as a rookie in 2013, making two starts at outside linebacker.
- ▶ Former college defensive end began his pro career as an outside linebacker before moving to inside linebacker in 2015.

### **ROLB Julius Peppers, 14th Year, North Carolina, FA-14**

- ▶ Signed with Green Bay last offseason after playing the previous four seasons for Chicago and the first eight of his career for Carolina after being selected as the No. 2 overall pick in 2002.
- ▶ Only player in NFL history with 10 interceptions and at least 100 sacks.
- ▶ Has been selected to the Pro Bowl eight times (2004-06, 2008-12) and has been named first-team All-Pro by *The Associated Press* three times (2004, 2006, 2010). Was named to the NFL's All-Decade Team for the 2000s.
- ▶ Has played in 113 consecutive regular-season games.
- ▶ Ranks No. 3 in the league in sacks (127.0) and No. 3 in forced fumbles (43) since entering the NFL in 2002. His sack total ranks No. 15 in NFL history (since 1982).
- ▶ Has blocked 13 kicks (12 field goals, one extra point) during his career.

### **LCB Casey Hayward, 4th Year, Vanderbilt, D2b-12**

- ▶ Played in all 16 games in 2014 and tied for No. 1 on the team (LB Julius Peppers) and No. 7 in the NFL for total takeaways with five (three INTs, two fumble recoveries).
- ▶ Missed most of the 2013 season with a nagging hamstring injury.
- ▶ Became the first Green Bay CB ever to be named to the *Pro Football Weekly*/PFWA All-Rookie team (est. 1974) and was chosen as the league's Defensive Rookie of the Year by ProFootballFocus.com in 2012. Led all NFL rookies with a team-high six INTs.

### **RCB Sam Shields, 6th Year, Miami, FA-10**

- ▶ Finished second on the team with 13 passes defensed in 2014 to go along with two interceptions. Earned first career trip to the Pro Bowl.
- ▶ Started all 14 games he appeared in during the 2013 season and led the team with four INTs (tied career high) and a career-best 25 passes defensed.
- ▶ Was limited to 10 games with eight starts in 2012 due to injury, but registered 38 tackles (28 solo), three interceptions, 15 passes defensed (No. 3 on the team) and a sack.
- ▶ Made an impact in 2010 after making the team as a non-drafted rookie, earning the nickel CB job despite playing the position only one season in college.
- ▶ In Green Bay's NFC Championship Game win over Chicago in the 2010 season, became the first rookie in NFL history to record two INTs and a sack in a postseason contest.

### **SS Morgan Burnett, 6th Year, Georgia Tech, D3-10**

- ▶ Finished with a team-high 125 tackles in 2014, the second most of his career (137 in 2012). Ranked No. 2 on the team with 106 tackles (77 solo) in 2013, despite missing the first three games due to injury. Recovered three fumbles, including one for a TD, and added nine passes defensed.
- ▶ Participated in all 1,088 plays for Green Bay's defense in 2012, one of only four non-offensive linemen in the NFL to appear in 100 percent of his team's snaps.
- ▶ Enjoyed his first full season as a pro in 2011, joining DT B.J. Raji as the only two Green Bay defensive players to start all 16 regular-season games.
- ▶ Started the first four games of the 2010 season at SS before sustaining a season-ending knee injury vs. Detroit in Week 4.

### **FS Ha Ha Clinton-Dix, 2nd Year, Alabama, D1-14**

- ▶ Started 10 of 16 games last season, finishing second on the team in tackles (95).
- ▶ Was the second safety ever drafted by Green Bay in the first round (Alabama S George Teague, No. 29 overall in 1993).
- ▶ Was a consensus All-America selection in 2013 as a junior, earning first-team recognition from *The Associated Press*, the Football Writers Association of America and *Sporting News*.

No	ALPHABETICAL ROSTER	Pos	Ht	Wt	Birthdate	NFL Exp	College	High School Hometown
17	Adams, Davante	WR	6-1	215	12/24/92	2	Fresno State	Palo Alto, Calif.
86	Backman, Kennard	TE	6-3	245	2/26/93	R	Alabama-Birmingham	Mableton, Ga.
69	Bakhtiari, David	T	6-4	310	9/30/91	3	Colorado	San Mateo, Calif.
32	Banjo, Chris	S	5-10	207	2/26/90	2	SMU	Sugar Land, Texas
67	Barclay, Don	T/G	6-4	305	4/18/89	4	West Virginia	Harmony, Pa.
58	Barrington, Sam	LB	6-1	240	10/5/90	3	South Florida	Jacksonville, Fla.
93	Boyd, Josh	DT	6-3	310	8/3/89	3	Mississippi State	Philadelphia, Miss.
75	Bulaga, Bryan	T	6-5	314	3/21/89	6	Iowa	Woodstock, Ill.
42	Burnett, Morgan	S	6-1	209	1/13/89	6	Georgia Tech	College Park, Ga.
21	Clinton-Dix, Ha Ha	S	6-1	208	12/21/92	2	Alabama	Orlando, Fla.
18	Cobb, Randall	WR	5-10	192	8/22/90	5	Kentucky	Alcoa, Tenn.
2	Crosby, Mason	K	6-1	207	9/3/84	9	Colorado	Georgetown, Texas
76	Daniels, Mike	DT	6-0	310	5/5/89	4	Iowa	Blackwood, N.J.
91	Elliott, Jayrone	LB	6-3	255	11/11/91	2	Toledo	Cleveland, Ohio
99	Gaston, Bruce	DT	6-2	310	11/29/91	2	Purdue	Chicago, IL
61	Goode, Brett	LS	6-1	255	11/2/84	8	Arkansas	Fort Smith, Ark.
39	Goodson, Demetri	CB	5-11	197	6/11/89	2	Baylor	Spring, Texas
36	Gunter, LaDarius	CB	6-2	201	5/13/92	R	Miami	Montgomery, Ala.
46	Harris, Alonzo	RB	6-1	237	11/9/92	R	Louisiana-Lafayette	Gadsen, Ala.
29	Hayward, Casey	CB	5-11	192	9/9/89	4	Vanderbilt	Perry, Ga.
7	Hundley, Brett	QB	6-3	226	6/15/93	R	UCLA	Chandler, Ariz.
33	Hyde, Micah	DB	6-0	197	12/31/90	3	Iowa	Fostoria, Ohio
83	Janis, Jeff	WR	6-3	219	6/24/91	2	Saginaw Valley State	Tawas City, Mich.
95	Jones, Datone	DE	6-4	285	7/24/90	3	UCLA	Compton, Calif.
89	Jones, James	WR	6-1	208	3/31/84	9	San Jose State	San Jose, Calif.
30	Kuhn, John	FB	6-0	250	9/9/82	10	Shippensburg	York, Pa.
27	Lacy, Eddie	RB	5-11	234	6/2/90	3	Alabama	Geismar, La.
70	Lang, T.J.	G	6-4	318	9/20/87	7	Eastern Michigan	Birmingham, Mich.
63	Linsley, Corey	C	6-3	301	7/27/91	2	Ohio State	Boardman, Ohio
8	Masthay, Tim	P	6-1	200	3/16/87	6	Kentucky	Murray, Ky.
52	Matthews, Clay	LB	6-3	255	5/14/86	7	Southern California	Agoura Hills, Calif.
88	Montgomery, Ty	WR	6-0	216	1/22/93	R	Stanford	Dallas, Texas
55	Mulumba, Andy	LB	6-3	260	1/31/90	3	Eastern Michigan	Montreal, Quebec
96	Neal, Mike	LB	6-3	262	6/26/87	6	Purdue	Merrillville, Ind.
51	Palmer, Nate	LB	6-2	248	9/23/89	3	Illinois State	Chicago, Ill.
64	Pennel, Mike	DT	6-4	332	5/9/91	2	Colorado State-Pueblo	Aurora, Colo.
56	Peppers, Julius	LB	6-7	287	1/18/80	14	North Carolina	Bailey, N.C.
53	Perry, Nick	LB	6-3	265	4/12/90	4	Southern California	Detroit, Mich.
81	Quarless, Andrew	TE	6-4	252	10/6/88	6	Penn State	Uniondale, N.Y.
90	Raji, B.J.	DT	6-2	337	7/11/86	7	Boston College	Washington Township, N.J.
23	Randall, Damarious	CB	5-11	196	8/29/92	R	Arizona State	Pensacola, Fla.
28	Richardson, Sean	S	6-2	216	1/21/90	4	Vanderbilt	Linden, Ala.
22	Ripkowski, Aaron	FB	6-1	246	12/20/92	R	Oklahoma	Dayton, Texas
12	Rodgers, Aaron	QB	6-2	225	12/2/83	11	California	Chico, Calif.
82	Rodgers, Richard	TE	6-4	257	1/22/92	2	California	Shrewsbury, Mass.
24	Rollins, Quinten	CB	5-11	195	7/15/92	R	Miami (Ohio)	Wilmington, Ohio
47	Ryan, Jake	LB	6-2	240	2/27/92	R	Michigan	Cleveland, Ohio
37	Shields, Sam	CB	5-11	184	12/8/87	6	Miami	Sarasota, Fla.
71	Sitton, Josh	G	6-3	318	6/16/86	8	Central Florida	Pensacola, Fla.
44	Starks, James	RB	6-2	218	2/25/86	6	Buffalo	Niagara Falls, N.Y.
65	Taylor, Lane	G	6-3	324	11/22/89	3	Oklahoma State	Arlington, Texas
16	Tolzien, Scott	QB	6-2	213	9/4/87	5	Wisconsin	Palatine, Ill.
73	Tretter, JC	C/G	6-4	307	2/12/91	3	Cornell	Akron, N.Y.
79	Walker, Josh	G	6-5	328	6/2/91	1	Middle Tennessee State	Evansville, Tenn.
<b>Practice Squad</b>								
84	Abbrederis, Jared	WR	6-1	195	12/17/90	2	Wisconsin	Wautoma, Wis.
54	Bradford, Carl	LB	6-1	248	8/15/92	2	Arizona State	Norco, Calif.
38	Crockett, John	RB	6-0	217	2/16/92	R	North Dakota State	Minneapolis, Minn.
31	Daniel, Robertson	CB	6-1	205	10/1/91	R	Brigham Young	San Jose, Calif.
80	Perillo, Justin	TE	6-3	250	1/5/91	2	Maine	Wilmington, Del.
97	Ringo, Christian	DT	6-1	298	3/10/92	R	Louisiana-Lafayette	Jackson, Miss.
74	Rotheram, Matt	G	6-5	325	7/5/92	R	Pittsburgh	Olmsted, Ohio
50	Vaughters, James	LB	6-2	254	6/27/93	R	Stanford	Tucker, Ga.
60	Vujnovich, Jeremy	T	6-5	300	10/12/90	1	Louisiana College	Belle Chasse, La.
19	Williams, Ed	WR	6-0	196	3/14/91	R	Fort Hays State	Tampa, Fla.
<b>Reserve/Suspended</b>								
98	Guion, Letroy	DT	6-4	322	6/21/87	8	Florida State	Starke, Fla.
<b>Injured Reserve</b>								
10	Blue, Javess	WR	6-0	188	12/30/92	R	Kentucky	Lake Wales, Fla.
87	Nelson, Jordy	WR	6-3	217	5/31/85	8	Kansas State	Riley, Kan.
59	Rasco, Jermauria	LB	6-3	252	10/5/92	R	Louisiana State	Shreveport, La.


**NFL**

No	NUMERICAL ROSTER	Pos	Ht	Wt	Age	NFL Exp	College	How Acquired	Reg. season GP/GS/DNP/IA
2	Mason Crosby	K	6-1	207	31	9	Colorado	D6c-07	1/0/0/0
7	Brett Hundley	QB	6-3	226	22	R	UCLA	D5-15	0/0/0/1
8	Tim Masthay	P	6-1	200	28	6	Kentucky	FA-10	1/0/0/0
12	Aaron Rodgers	QB	6-2	225	31	11	California	D1-05	1/1/0/0
16	Scott Tolzien	QB	6-2	213	28	5	Wisconsin	FA-13	0/0/1/0
17	Davante Adams	WR	6-1	215	22	2	Fresno State	D2-14	1/1/0/0
18	Randall Cobb	WR	5-10	192	25	5	Kentucky	D2-11	1/1/0/0
21	Ha Ha Clinton-Dix	S	6-1	208	22	2	Alabama	D1-14	1/1/0/0
22	Aaron Ripkowski	FB	6-1	246	22	R	Oklahoma	D6a-15	1/0/0/0
23	Damarious Randall	CB	5-11	196	23	R	Arizona State	D1-15	1/0/0/0
24	Quinten Rollins	CB	5-11	195	23	R	Miami (Ohio)	D2-15	1/0/0/0
27	Eddie Lacy	RB	5-11	234	25	3	Alabama	D2-13	1/1/0/0
28	Sean Richardson	S	6-2	216	25	4	Vanderbilt	FA-12	1/1/0/0
29	Casey Hayward	CB	5-11	192	26	4	Vanderbilt	D2b-12	1/0/0/0
30	John Kuhn	FB	6-0	250	33	10	Shippensburg	W-07 (Pit)	1/0/0/0
32	Chris Banjo	S	5-10	207	24	2	SMU	FA-13	1/0/0/0
33	Micah Hyde	DB	6-0	197	24	3	Iowa	D5a-13	1/1/0/0
36	LaDarius Gunter	CB	6-2	201	23	R	Miami	FA-15	0/0/0/1
37	Sam Shields	CB	5-11	184	27	6	Miami	FA-10	1/1/0/0
39	Demetri Goodson	CB	5-11	197	26	2	Baylor	D6-14	1/0/0/0
42	Morgan Burnett	S	6-1	209	26	6	Georgia Tech	D3-10	0/0/0/1
44	James Starks	RB	6-2	218	29	6	Buffalo	D6-10	1/0/0/0
46	Alonzo Harris	RB	6-1	237	22	R	Louisiana-Lafayette	FA-15	0/0/0/1
47	Jake Ryan	LB	6-2	240	23	R	Michigan	D4-15	1/0/0/0
51	Nate Palmer	LB	6-2	248	25	3	Illinois State	D6-13	1/0/0/0
52	Clay Matthews	LB	6-3	255	29	7	Southern California	D1b-09	1/1/0/0
53	Nick Perry	LB	6-3	265	25	4	Southern California	D1-12	1/0/0/0
55	Andy Mulumba	LB	6-3	260	25	3	Eastern Michigan	FA-13	0/0/0/1
56	Julius Peppers	LB	6-7	287	35	14	North Carolina	FA-14	1/1/0/0
58	Sam Barrington	LB	6-1	240	24	3	South Florida	D7c-13	1/1/0/0
61	Brett Goode	LS	6-1	255	30	8	Arkansas	FA-08	1/0/0/0
63	Corey Linsley	C	6-3	301	24	2	Ohio State	D5a-14	1/1/0/0
64	Mike Pennel	DT	6-4	332	24	2	Colorado State-Pueblo	FA-14	1/1/0/0
65	Lane Taylor	G	6-3	324	25	3	Oklahoma State	FA-13	0/0/0/1
67	Don Barclay	T/G	6-4	305	26	4	West Virginia	FA-12	1/0/0/0
69	David Bakhtiari	T	6-4	310	23	3	Colorado	D4a-13	1/1/0/0
70	T.J. Lang	G	6-4	318	28	7	Eastern Michigan	D4-09	1/1/0/0
71	Josh Sitton	G	6-3	318	29	8	Central Florida	D4b-08	1/1/0/0
73	JC Tretter	C/G	6-4	307	24	3	Cornell	D4b-13	1/0/0/0
75	Bryan Bulaga	T	6-5	314	26	6	Iowa	D1-10	1/1/0/0
76	Mike Daniels	DT	6-0	310	26	4	Iowa	D4a-12	1/1/0/0
79	Josh Walker	G	6-5	328	24	1	Middle Tennessee State	FA-14	1/0/0/0
81	Andrew Quarless	TE	6-4	252	26	6	Penn State	D5a-10	1/0/0/0
82	Richard Rodgers	TE	6-4	257	23	2	California	D3b-14	1/1/0/0
83	Jeff Janis	WR	6-3	219	24	2	Saginaw Valley State	D7-14	1/0/0/0
86	Kennard Backman	TE	6-3	245	22	R	Alabama-Birmingham	D6c-15	0/0/0/1
88	Ty Montgomery	WR	6-0	216	22	R	Stanford	D3-15	1/0/0/0
89	James Jones	WR	6-1	208	31	9	San Jose State	FA-15	1/1/0/0
90	B.J. Raji	DT	6-2	337	29	7	Boston College	D1a-09	1/1/0/0
91	Jayrone Elliott	LB	6-3	255	23	2	Toledo	FA-14	1/0/0/0
93	Josh Boyd	DT	6-3	310	26	3	Mississippi State	D5b-13	1/0/0/0
95	Datone Jones	DE	6-4	285	25	3	UCLA	D1-13	0/0/0/0
96	Mike Neal	LB	6-3	262	28	6	Purdue	D2-10	1/1/0/0
99	Bruce Gaston	DT	6-2	310	23	2	Purdue	FA-14	1/0/0/0

**Practice Squad**

19	Ed Williams	WR	6-0	196	24	R	Fort Hays State	FA-15	0/0/0/0
31	Robertson Daniel	CB	6-1	205	23	R	Brigham Young	FA-15	0/0/0/0
38	John Crockett	RB	6-0	217	23	R	North Dakota State	FA-15	0/0/0/0
50	James Vaughters	LB	6-2	254	22	R	Stanford	FA-15	0/0/0/0
54	Carl Bradford	LB	6-1	248	23	2	Arizona State	D4-14	0/0/0/0
60	Jeremy Vujinovich	T	6-5	300	24	1	Louisiana College	FA-14	0/0/0/0
74	Matt Rotheram	G	6-5	325	23	R	Pittsburgh	FA-15	0/0/0/0
80	Justin Perillo	TE	6-3	250	24	2	Maine	FA-14	0/0/0/0
84	Jared Abbrederis	WR	6-1	195	24	2	Wisconsin	D5b-14	0/0/0/0
97	Christian Ringo	DT	6-1	298	23	R	Louisiana-Lafayette	D6b-15	0/0/0/0

**Reserve/Suspended**

98	Letroy Guion	DT	6-4	322	28	8	Florida State	FA-14	0/0/0/0
----	--------------	----	-----	-----	----	---	---------------	-------	---------

**Injured Reserve**

10	Javess Blue	WR	6-0	188	22	R	Kentucky	FA-15	0/0/0/0
59	Jermauria Rasco	LB	6-3	252	22	R	Louisiana State	FA-15	0/0/0/0
87	Jordy Nelson	WR	6-3	217	30	8	Kansas State	D2a-08	0/0/0/0



## 2015 REGULAR-SEASON STATISTICS

	Packers	Opponents
<b>TOTAL FIRST DOWNS</b> .....	<b>21</b>	<b>25</b>
Rushing .....	10	10
Passing .....	10	12
Penalty .....	1	3
3rd Down: Made/Att. ....	6/10	11/17
3rd Down Pct. ....	60.0	64.7
4th Down: Made/Att. ....	1/1	2/3
4th Down Pct. ....	100.0	66.7
<b>POSSESSION AVG.</b> .....	<b>28:08</b>	<b>31:52</b>
<b>TOTAL NET YARDS</b> .....	<b>322</b>	<b>402</b>
Avg. Per Game .....	322.0	402.0
Total Plays .....	53	71
Avg. Per Play .....	6.1	5.7
<b>NET YARDS RUSHING</b> .....	<b>133</b>	<b>189</b>
Avg. Per Game .....	133.0	189.0
Total Rushes .....	30	33
<b>NET YARDS PASSING</b> .....	<b>189</b>	<b>213</b>
Avg. Per Game .....	189.0	213.0
Sacked/Yards Lost .....	0/0	2/12
Gross Yards .....	189	225
Att./Completions .....	23/18	36/18
Completion Pct. ....	78.3	50.0
<b>HAD INTERCEPTED</b> .....	<b>0</b>	<b>1</b>
<b>PUNTS/AVERAGE</b> .....	<b>2/48.5</b>	<b>1/56.0</b>
Net Punting Avg. ....	2/33.0	1/56.0
<b>PENALTIES/YARDS</b> .....	<b>10/74</b>	<b>6/64</b>
<b>FUMBLES/BALL LOST</b> .....	<b>0/0</b>	<b>0/0</b>
<b>TOUCHDOWNS</b> .....	<b>4</b>	<b>2</b>
Rushing .....	1	1
Passing .....	3	1
Returns .....	0	0

### SCORE BY PERIODS

	Q1	Q2	Q3	Q4	OT	PTS
PACKERS	7	3	7	14	0	31
OPPONENTS	3	10	3	7	0	23

### SCORING

	TD	-Ru	-Pa	-Rt	K-PAT	FG	S	PTS
James Jones .....	2	0	2	0			0	12
Mason Crosby .....	0	0	0	0	4/4	1/1	0	7
Randall Cobb .....	1	0	1	0			0	6
Eddie Lacy .....	1	1	0	0			0	6
<b>PACKERS</b> .....	<b>4</b>	<b>1</b>	<b>3</b>	<b>0</b>	<b>4/4</b>	<b>1/1</b>	<b>0</b>	<b>31</b>
<b>OPPONENTS</b> .....	<b>2</b>	<b>1</b>	<b>1</b>	<b>0</b>	<b>2/2</b>	<b>3/3</b>	<b>0</b>	<b>23</b>

2-Pt Conversions: Packers 0-0, Opponents 0-0

**SACKS:** Julius Peppers 1.5, B.J. Raji 0.5, PACKERS 2, OPPONENTS 0

### RUSHING

	No	Yds	Avg	Long	TD
Eddie Lacy .....	19	85	4.5	16	1
Aaron Rodgers .....	8	35	4.4	15	0
Richard Rodgers .....	1	11	11.0	11	0
James Starks .....	2	2	1.0	3	0
<b>PACKERS</b> .....	<b>30</b>	<b>133</b>	<b>4.4</b>	<b>16</b>	<b>1</b>
<b>OPPONENTS</b> .....	<b>33</b>	<b>189</b>	<b>5.7</b>	<b>23</b>	<b>1</b>

### PASSING

	Att	Cmp	Yds	Cmp%	Yds/Att	TD	TD%	Int	Int%	Long	Sack/Lost	Rating
Aaron Rodgers .....	23	18	189	78.3	8.22	3	13.0	0	0.0	34	0/0	140.5
<b>PACKERS</b> .....	<b>23</b>	<b>18</b>	<b>189</b>	<b>78.3</b>	<b>8.22</b>	<b>3</b>	<b>13.0</b>	<b>0</b>	<b>0.0</b>	<b>34</b>	<b>0/0</b>	<b>140.5</b>
<b>OPPONENTS</b> .....	<b>36</b>	<b>18</b>	<b>225</b>	<b>50.0</b>	<b>6.25</b>	<b>1</b>	<b>2.8</b>	<b>1</b>	<b>2.8</b>	<b>50</b>	<b>2/12</b>	<b>67.5</b>

### RECEIVING

	No	Yds	Avg	Long	TD
Randall Cobb .....	5	38	7.6	10	1
Davante Adams .....	4	59	14.8	25	0
James Jones .....	4	51	12.8	34	2
Richard Rodgers .....	3	27	9.0	20	0
Eddie Lacy .....	2	14	7.0	9	0
<b>PACKERS</b> .....	<b>18</b>	<b>189</b>	<b>10.5</b>	<b>34</b>	<b>3</b>
<b>OPPONENTS</b> .....	<b>18</b>	<b>225</b>	<b>12.5</b>	<b>50</b>	<b>1</b>

### INTERCEPTIONS

	No	Yds	Avg	Long	TD
Clay Matthews .....	1	42	42.0	42	0
<b>PACKERS</b> .....	<b>1</b>	<b>42</b>	<b>42.0</b>	<b>42</b>	<b>0</b>
<b>OPPONENTS</b> .....	<b>0</b>	<b>0</b>	<b>--</b>	<b>--</b>	<b>0</b>

### PUNTING

	No	Yds	Avg	Net	TB	In 20	LG	Blk
Tim Masthay .....	2	97	48.5	33.0	1	0	54	0
<b>PACKERS</b> .....	<b>2</b>	<b>97</b>	<b>48.5</b>	<b>33.0</b>	<b>1</b>	<b>0</b>	<b>54</b>	<b>0</b>
<b>OPPONENTS</b> .....	<b>1</b>	<b>56</b>	<b>56.0</b>	<b>56.0</b>	<b>0</b>	<b>0</b>	<b>56</b>	<b>0</b>

### PUNT RETURNS

	Ret	FC	Yds	Avg	Long	TD
<b>PACKERS</b> .....	<b>0</b>	<b>0</b>	<b>0</b>	<b>--</b>	<b>--</b>	<b>0</b>
<b>OPPONENTS</b> .....	<b>1</b>	<b>0</b>	<b>11</b>	<b>11.0</b>	<b>11</b>	<b>0</b>

### KICKOFF RETURNS

	No	Yds	Avg	Long	TD
Ty Montgomery .....	3	106	35.3	46	0
Aaron Ripkowski .....	1	0	0.0	0	0
<b>PACKERS</b> .....	<b>4</b>	<b>106</b>	<b>26.5</b>	<b>46</b>	<b>0</b>
<b>OPPONENTS</b> .....	<b>3</b>	<b>63</b>	<b>21.0</b>	<b>25</b>	<b>0</b>

### FIELD GOALS

	1-19	20-29	30-39	40-49	50+
Mason Crosby .....	0/0	0/0	1/1	0/0	0/0
<b>PACKERS</b> .....	<b>0/0</b>	<b>0/0</b>	<b>1/1</b>	<b>0/0</b>	<b>0/0</b>
<b>OPPONENTS</b> .....	<b>0/0</b>	<b>1/1</b>	<b>0/0</b>	<b>1/1</b>	<b>1/1</b>

Crosby: (37G)  
Opponents: (28G, 50G, 44G)



## 2015 REGULAR-SEASON DEFENSIVE STATISTICS

Official totals – based on coaches' film review, through Sept. 13 (at Chicago)

### SPECIAL TEAMS

Player	Total			Sacks/ Yards	Int/ Yards	Fum Rec	For Fum	Pass Def
	Tackles	Solo	Asst					
Clay Matthews	10	8	2	0.0/0.0	1/42	0	0	1
Nate Palmer	9	6	3	0.0/0.0	0/0	0	0	1
Sam Shields	8	6	2	0.0/0.0	0/0	0	0	1
Ha Ha Clinton-Dix	6	5	1	0.0/0.0	0/0	0	0	0
B.J. Raji	6	3	3	0.5/1.0	0/0	0	0	0
Julius Peppers	5	5	0	1.5/11.0	0/0	0	0	0
Micah Hyde	4	4	0	0.0/0.0	0/0	0	0	0
Mike Daniels	4	1	3	0.0/0.0	0/0	0	0	0
Jayrone Elliott	2	2	0	0.0/0.0	0/0	0	0	0
Mike Neal	2	2	0	0.0/0.0	0/0	0	0	0
Sean Richardson	2	2	0	0.0/0.0	0/0	0	0	0
Casey Hayward	2	1	1	0.0/0.0	0/0	0	0	1
Mike Pennel	2	1	1	0.0/0.0	0/0	0	0	0
Damarius Randall	2	1	1	0.0/0.0	0/0	0	0	2
Sam Barrington	1	1	0	0.0/0.0	0/0	0	0	0
Josh Boyd	1	1	0	0.0/0.0	0/0	0	0	0
Nick Perry	1	0	1	0.0/0.0	0/0	0	0	0
<b>Totals</b>	<b>67</b>	<b>49</b>	<b>18</b>	<b>2.0/12.0</b>	<b>1/42</b>	<b>0</b>	<b>0</b>	<b>6</b>

Player	TT	FR	FF
Jake Ryan	3	0	0
Ha Ha Clinton-Dix	2	0	0
Jayrone Elliott	1	0	0
Aaron Ripkowski	1	0	0
Quinten Rollins	1	0	0
<b>Totals</b>	<b>8</b>	<b>0</b>	<b>0</b>



## ROSTER BY POSITION

### **QUARTERBACK (3)**

Brett Hundley  
Aaron Rodgers  
Scott Tolzien

### **FULLBACK (2)**

John Kuhn  
Aaron Ripkowski

### **RUNNING BACK (3)**

Alonzo Harris  
Eddie Lacy  
James Starks

### **WIDE RECEIVER (5)**

Davante Adams  
Randall Cobb  
Jeff Janis  
James Jones  
Ty Montgomery

### **TIGHT END (3)**

Kennard Backman  
Andrew Quarless  
Richard Rodgers

### **OFFENSIVE LINE (9)**

David Bakhtiari  
Don Barclay  
Bryan Bulaga  
T.J. Lang  
Corey Linsley  
Josh Sitton  
Lane Taylor  
JC Tretter  
Josh Walker

### **DEFENSIVE LINE (5)**

Josh Boyd  
Mike Daniels  
Bruce Gaston  
Mike Pennel  
B.J. Raji

### **LINEBACKER (9)**

Sam Barrington  
Jayrone Elliott  
Clay Matthews  
Andy Mulumba  
Mike Neal  
Nate Palmer  
Julius Peppers  
Nick Perry  
Jake Ryan

### **CORNERBACK (6)**

Demetri Goodson  
LaDarius Gunter  
Casey Hayward  
Damarius Randall  
Quinten Rollins  
Sam Shields

### **SAFETY (5)**

Chris Banjo  
Morgan Burnett  
Ha Ha Clinton-Dix  
Micah Hyde  
Sean Richardson

### **SPECIALIST (3)**

Mason Crosby  
Brett Goode  
Tim Masthay

*Rookies and first-year players are underlined*

## PRONUNCIATION GUIDE

### PLAYERS

Kennard Backman . . . . . kuh-NARD  
David Bakhtiari . . . . . bock-tee-R-ee  
Don Barclay . . . . . BAR-clay  
Bryan Bulaga . . . . . buh-LAH-guh  
Jayrone Elliott . . . . . jay-RONE  
Brett Goode . . . . . GEWD  
Letroy Guion . . . . . GUY-on  
LaDarius Gunter . . . . . luh-DAIR-ee-us  
Datone Jones . . . . . DAY-tone  
John Kuhn . . . . . KOON  
Tim Masthay . . . . . MASS-tay  
Andy Mulumba . . . . . moo-LOOM-bah

Mike Pennel . . . . . puh-NELL  
Andrew Quarless . . . . . QUAR-liss  
B.J. Raji . . . . . RAH-jee  
Damarius Randall . . . . . duh-MAIR-ee-us  
Josh Sitton . . . . . SITT-en  
Scott Tolzien . . . . . toll-ZEEN  
COACHES  
James Campen . . . . . KAMP-en  
Tom Clements . . . . . KLEMM-ints  
Jerry Fontenot . . . . . FON-tin-oh  
Mark Lovat . . . . . luh-VOTT  
Mike Solari . . . . . so-LARR-ee  
Mike Trgovac . . . . . TER-guh-vac



## OFFENSE

<b>WR:</b> 17	Davante Adams	89	James Jones	83	Jeff Janis
<b>LT:</b> 69	David Bakhtiari	67	Don Barclay		
<b>LG:</b> 71	Josh Sitton	65	Lane Taylor		
<b>C:</b> 63	Corey Linsley	73	JC Tretter		
<b>RG:</b> 70	T.J. Lang	<u>79</u>	<u>Josh Walker</u>		
<b>RT:</b> 75	Bryan Bulaga	67	Don Barclay		
<b>TE:</b> 82	Richard Rodgers	81	Andrew Quarless	<u>86</u>	<u>Kennard Backman</u>
<b>WR:</b> 18	Randall Cobb	<u>88</u>	<u>Ty Montgomery</u>		
<b>QB:</b> 12	Aaron Rodgers	16	Scott Tolzien	<u>7</u>	<u>Brett Hundley</u>
<b>RB:</b> 27	Eddie Lacy	44	James Starks	<u>46</u>	<u>Alonzo Harris</u>
<b>FB:</b> 30	John Kuhn	<u>22</u>	<u>Aaron Ripkowski</u>		

## DEFENSE

<b>DE:</b> 64	Mike Pennel	95	Datone Jones		
<b>NOSE:</b> 90	B.J. Raji	93	Josh Boyd		
<b>DT:</b> 76	Mike Daniels	99	Bruce Gaston		
<b>LOLB:</b> 52	Clay Matthews	53	Nick Perry	55	Andy Mulumba
<b>BLB:</b> 58	Sam Barrington	<u>47</u>	<u>Jake Ryan</u>		
<b>MLB:</b> 51	Nate Palmer	<u>47</u>	<u>Jake Ryan</u>		
<b>ROLB:</b> 56	Julius Peppers	96	Mike Neal	91	Jayrone Elliott
<b>LCB:</b> 29	Casey Hayward	<u>23</u>	<u>Damarius Randall</u>	39	Demetri Goodson
<b>RCB:</b> 37	Sam Shields	<u>24</u>	<u>Quinten Rollins</u>	<u>36</u>	<u>LaDarius Gunter</u>
<b>SS:</b> 42	Morgan Burnett	28	Sean Richardson	32	Chris Banjo
<b>FS:</b> 21	Ha Ha Clinton-Dix	33	Micah Hyde		

## SPECIAL TEAMS

<b>K:</b> 2	Mason Crosby	8	Tim Masthay		
<b>P:</b> 8	Tim Masthay	2	Mason Crosby		
<b>H:</b> 8	Tim Masthay	18	Randall Cobb		
<b>PR:</b> 33	Micah Hyde	<u>88</u>	<u>Ty Montgomery</u>	18	Randall Cobb
<b>KR:</b> <u>88</u>	<u>Ty Montgomery</u>	33	Micah Hyde	18	Randall Cobb
				83	Jeff Janis
<b>LS:</b> 61	Brett Goode	67	Don Barclay		

*## Rookies and first-year players are underlined ##*

### COACH LOCATIONS

- **Coaches' Box:** Dom Capers (defensive coordinator), Mike Eayrs (research and development), Luke Getsy (offensive quality control), Scott McCurley (assistant linebackers), David Raih (coaching administrator), John Rushing (defensive quality control), Alex Van Pelt (quarterbacks/ wide receivers), Joe Whitt Jr. (secondary - cornerbacks).
- **Sideline:** Edgar Bennett (offensive coordinator), James Campen (offensive line), Tom Clements (associate head coach/offense), Jerry Fontenot (tight ends), Sam Gash (running backs), Jerry Montgomery (defensive front assistant), Winston Moss (associate head coach/linebackers), Darren Perry (secondary - safeties), Jason Simmons (assistant special teams), Mike Solari (assistant offensive line), Mike Trgovac (defensive line), Ron Zook (special teams coordinator).





## MEDIA INFORMATION & POLICIES

### PHOTO CREDENTIALS

Photo credentials will not be issued to free-lance photographers unless on a specific assignment from an accredited organization. Credentials are not provided to "grips" due to on-field space limitations.

### OTHER POLICIES & INFORMATION

#### 2015 NFL NON-GAME ONLINE CONTENT POLICY

- ▶ Accredited organizations may distribute online non-game audio and video content, including interviews, press conferences and team practices at NFL venues, acquired as a result of credentialed access ("Game Information") to games or club/league facilities provided that such distribution:
  - ▶ is 90 seconds maximum per day (180 seconds maximum in two-team markets -- 90 seconds per team);
  - ▶ may not be "archived" (i.e., made available for on-demand public access) for more than 24 hours;
  - ▶ appears in an editorial context only (no sponsorship, merchandising or advertising integrated with or around the content);
  - ▶ is not posted live, and is accompanied by links back to NFL.com and to the club website, www.packers.com in this instance.
- ▶ The 90-second limit does not include video/audio material that is comprised entirely of a credentialed media employee providing commentary or analysis ("Talking Head" reporting), including pre- or post-game stand-up material shot on the field or other facility location.
- ▶ While a game is in progress, any forms of accounts of the game must be sufficiently time-delayed and limited in amount (e.g., score updates with detail given only in quarterly game updates, fewer than 10 photographs during the game) so that the Accredited Organization's game coverage cannot be used as a substitute for, or otherwise approximate, authorized play-by-play accounts.
- ▶ The Packers do not permit raw video of any regular-season practices to be posted on the Internet (including Vine, other video applications).

### LIVE BLOGGING/TWITTER POLICY

The Packers ask that members of the media utilizing such technology adhere to the following guidelines, similar to policies already in place:

- ▶ NO live reports can be filed from the practice field.
- ▶ NO detailed speculation as to the potential nature or severity of an injury or level of practice participation until the injury report is issued. Once again, acknowledging that an injury occurred and providing general details (i.e. 'right leg...' or 'left wrist...') is permitted, but anything beyond that would be purely speculative and possibly inaccurate, likewise with levels of practice participation.
- ▶ NO entries that violate the team's policy in regards to practice information (schemes, formations, etc.) or private team communication.

### MISCELLANEOUS

For their safety and the safety of Packers players, media are requested to adhere to the following:

- ▶ Any member of the media who does not have a credential will be asked to obtain one and sign the necessary waiver at the P.R. office or practice field before gaining admittance.
- ▶ All items brought to practice (cameras, bags, equipment, etc.) should be stored against the wall, away from the field, for safety reasons.
- ▶ **Food** is not allowed during practice. **Bottled drinks** are allowed, as long as they are stored in a personal bag against the wall, and consumed near the wall.
- ▶ Any equipment not stored should be held at all times; when avoiding oncoming action, it is important that anything in your possession moves as you move.
- ▶ When asked to move, media should move immediately.
- ▶ No players or coaches may be actively engaged in conversation or interviewed while practice is in progress.

### CELL PHONES

The team does not tolerate cell-phone distractions at practice. Please set all phones to off or vibrate. Any phone conversations should be conducted well away from the field, while lengthy conversations must be conducted outside of the practice gate.

### GAME CREDENTIALS DEADLINES

- ▶ Following are credential application deadlines for the Packers' regular-season games. All written requests should be directed to Sarah Quick, via email at quicks@packers.com.
  - ▶ vs. Seattle - Wednesday, Sept. 16, by 5 p.m.
  - ▶ vs. Kansas City - Wednesday, Sept. 23, by 5 p.m.
  - ▶ at San Francisco- Monday, Sept. 28, by 10 a.m.
  - ▶ vs. St. Louis - Wednesday, Oct. 7, by 5 p.m.
  - ▶ vs. San Diego - Wednesday, Oct. 14, by 5 p.m.
  - ▶ at Denver - Monday, Oct. 26, by 10 a.m.
  - ▶ at Carolina - Monday, Nov. 2, by 10 a.m.
  - ▶ vs. Detroit - Wednesday, Nov. 11, by 5 p.m.
  - ▶ at Minnesota - Monday, Nov. 16, by 10 a.m.
  - ▶ vs. Chicago - Monday, Nov. 23, by 5 p.m.
  - ▶ at Detroit - Friday, Nov. 27, by 10 a.m.
  - ▶ vs. Dallas - Wednesday, Dec. 9, by 5 p.m.
  - ▶ at Oakland - Monday, Dec. 14, by 10 a.m.
  - ▶ at Arizona- Monday, Dec. 21, by 10 a.m.
  - ▶ vs. Minnesota- Wednesday, Dec. 30, by 5 p.m.

### THIS WEEK'S MEDIA SCHEDULE

#### Wednesday, Sept. 16

- 10:30 a.m. Head Coach Mike McCarthy available in Media Auditorium
- 12:15 p.m. Practice open to media until team periods begin, Clarke Hinkle Field (limited videotaping)
- 1:55-2:40 p.m. Packers locker room open for 45 minutes
- 2:20 p.m. Seahawks player TBD available via conference call in media workroom
- 5:35 p.m. Seahawks head coach Pete Carroll available via conference call in media workroom

#### Thursday, Sept. 17

- 10:30 a.m. Head Coach Mike McCarthy available in Media Auditorium
- 11:45 a.m. Practice open to media until team periods begin, Clarke Hinkle Field (limited videotaping)
- 2:25-3:10 p.m. Packers locker room open for 45 minutes
- 4:30 p.m. Special teams coordinator Ron Zook available in-person, in Media Auditorium (upon request by email to quicks@packers.com, by 2 p.m.; no phone calls)
- 4:45 p.m. Offensive and defensive assistant coaches available in-person, in Media Auditorium (upon request by email to quicks@packers.com, by 2 p.m.; no phone calls)

#### Friday, Sept. 18

- 9 a.m. Head Coach Mike McCarthy available in Media Auditorium
- 1-1:45 p.m. Packers locker room open for 45 minutes

#### Saturday, Sept. 19

No media availability

#### Sunday, Sept. 20

- 7:30 p.m. Packers vs. Seahawks; Lambeau Field, Green Bay

#### Monday, Sept. 21

- 3:30-4:15 p.m. Packers locker room open for 45 minutes
- 4 p.m. Head Coach Mike McCarthy available in Media Auditorium
- 4:15 p.m. Coordinators available in-person for up to 10 minutes each, in Media Auditorium (at the podium)

### REMINDERS

- Times and locations of practices are provided for media use only; they are not intended for publication or broadcast
- Post-practice press conference and locker room times are approximate and subject to change based upon practice length and meeting schedules; practice location also subject to change





# INDIVIDUAL STATISTICS, OFFENSE

	<b>RECEIVING D.Adams</b>					<b>R.Cobb</b>					<b>J.Janis</b>					<b>J.Jones</b>					<b>T.Montgomery</b>					<b>R.Rodgers</b>						
	No	Yds	Avg	Lg	TD	No	Yds	Avg	Lg	TD	No	Yds	Avg	Lg	TD	No	Yds	Avg	Lg	TD	No	Yds	Avg	Lg	TD	No	Yds	Avg	Lg	TD		
9/13	at	Chi	4	59	14.8	25	0	5	38	7.6	10	1	0	0	--	--	0	4	51	12.8	34	2	0	0	--	--	0	3	27	9.0	20	0
9/20		Sea																														
9/28		KC																														
10/4	at	SF																														
10/11		StL																														
10/18		SD																														
11/1	at	Den																														
11/8	at	Car																														
11/15		Det																														
11/22	at	Min																														
11/26		Chi																														
12/3	at	Det																														
12/13		Dal																														
12/20	at	Oak																														
12/27	at	Ari																														
1/3		Min																														
<b>SEASON</b>			<b>4</b>	<b>59</b>	<b>14.8</b>	<b>25</b>	<b>0</b>	<b>5</b>	<b>38</b>	<b>7.6</b>	<b>10</b>	<b>1</b>	<b>0</b>	<b>0</b>	<b>--</b>	<b>--</b>	<b>0</b>	<b>4</b>	<b>51</b>	<b>12.8</b>	<b>34</b>	<b>2</b>	<b>0</b>	<b>0</b>	<b>--</b>	<b>--</b>	<b>0</b>	<b>3</b>	<b>27</b>	<b>9.0</b>	<b>20</b>	<b>0</b>
<b>CAREER</b>			<b>42</b>	<b>505</b>	<b>12.0</b>	<b>45</b>	<b>3</b>	<b>232</b>	<b>3087</b>	<b>13.3</b>	<b>70</b>	<b>1</b>	<b>2</b>	<b>16</b>	<b>8.0</b>	<b>9</b>	<b>0</b>	<b>387</b>	<b>5022</b>	<b>13.0</b>	<b>83</b>	<b>45</b>	<b>0</b>	<b>0</b>	<b>0.0</b>	<b>0</b>	<b>0</b>	<b>23</b>	<b>252</b>	<b>11.0</b>	<b>43</b>	<b>2</b>

	<b>RECEIVING A.Quarless</b>					<b>K.Backman</b>					<b>E.Lacy</b>					<b>J.Starks</b>					<b>A.Harris</b>										
	No	Yds	Avg	Lg	TD	No	Yds	Avg	Lg	TD	No	Yds	Avg	Lg	TD	No	Yds	Avg	Lg	TD	No	Yds	Avg	Lg	TD						
9/13	at	Chi	0	0	--	--	0						2	14	7.0	9	0	0	0	--	--	0									
9/20		Sea																													
9/28		KC																													
10/4	at	SF																													
10/11		StL																													
10/18		SD																													
11/1	at	Den																													
11/8	at	Car																													
11/15		Det																													
11/22	at	Min																													
11/26		Chi																													
12/3	at	Det																													
12/13		Dal																													
12/20	at	Oak																													
12/27	at	Ari																													
1/3		Min																													
<b>SEASON</b>			<b>0</b>	<b>0</b>	<b>--</b>	<b>--</b>	<b>0</b>	<b>0</b>	<b>0</b>	<b>0.0</b>	<b>0</b>	<b>0</b>	<b>2</b>	<b>14</b>	<b>7.0</b>	<b>9</b>	<b>0</b>	<b>0</b>	<b>0</b>	<b>--</b>	<b>--</b>	<b>0</b>	<b>0</b>	<b>0</b>	<b>--</b>	<b>--</b>	<b>0</b>	<b>0</b>	<b>0</b>	<b>--</b>	<b>0</b>
<b>CAREER</b>			<b>85</b>	<b>909</b>	<b>10.7</b>	<b>34</b>	<b>6</b>	<b>0</b>	<b>0</b>	<b>0.0</b>	<b>0</b>	<b>0</b>	<b>79</b>	<b>698</b>	<b>8.8</b>	<b>67</b>	<b>4</b>	<b>63</b>	<b>491</b>	<b>7.8</b>	<b>28</b>	<b>1</b>	<b>0</b>	<b>0</b>	<b>--</b>	<b>--</b>	<b>0</b>	<b>0</b>	<b>0</b>	<b>--</b>	<b>0</b>

	<b>RECEIVING J.Kuhn</b>					<b>A.Ripkowski</b>						
	No	Yds	Avg	Lg	TD	No	Yds	Avg	Lg	TD		
9/13	at	Chi	0	0	--	--	0	0	0	--	--	0
9/20		Sea										
9/28		KC										
10/4	at	SF										
10/11		StL										
10/18		SD										
11/1	at	Den										
11/8	at	Car										
11/15		Det										
11/22	at	Min										
11/26		Chi										
12/3	at	Det										
12/13		Dal										
12/20	at	Oak										
12/27	at	Ari										
1/3		Min										
<b>SEASON</b>			<b>0</b>	<b>0</b>	<b>--</b>	<b>--</b>	<b>0</b>	<b>0</b>	<b>--</b>	<b>--</b>	<b>0</b>	<b>0</b>
<b>CAREER</b>			<b>76</b>	<b>516</b>	<b>6.8</b>	<b>32</b>	<b>8</b>	<b>0</b>	<b>0</b>	<b>--</b>	<b>--</b>	<b>0</b>

# INDIVIDUAL STATISTICS, OFFENSE

## RUSHING

			E.Lacy										J.Starks										A.Rodgers									
			First Half					Second Half					First Half					Second Half					First Half					Second Half				
			No	Yds	Avg	Lg	TD	No	Yds	Avg	Lg	TD	No	Yds	Avg	Lg	TD	No	Yds	Avg	Lg	TD	No	Yds	Avg	Lg	TD	No	Yds	Avg	Lg	TD
9/13	at	Chi	7	35	5.0	16	0	12	50	4.2	15	1	0	0	--	--	0	2	2	1.0	3	0	3	3	1.0	2	0	5	32	6.4	15	0
9/20		Sea																														
9/28		KC																														
10/4	at	SF																														
10/11		StL																														
10/18		SD																														
11/1	at	Den																														
11/8	at	Car																														
11/15		Det																														
11/22	at	Min																														
11/26		Chi																														
12/3	at	Det																														
12/13		Dal																														
12/20	at	Oak																														
12/27	at	Ari																														
1/3		Min																														
<b>SEASON</b>			<b>7</b>	<b>35</b>	<b>5.0</b>	<b>16</b>	<b>0</b>	<b>12</b>	<b>50</b>	<b>4.2</b>	<b>15</b>	<b>1</b>	<b>0</b>	<b>0</b>	<b>--</b>	<b>--</b>	<b>0</b>	<b>2</b>	<b>2</b>	<b>1.0</b>	<b>3</b>	<b>0</b>	<b>3</b>	<b>3</b>	<b>1.0</b>	<b>2</b>	<b>0</b>	<b>5</b>	<b>32</b>	<b>6.4</b>	<b>15</b>	<b>0</b>

## PASSING

			A.Rodgers																													
			First Half					Second Half																								
			Att	Com	Pct	Yds	Sk/Yd	TD	Lg	Int	Rtng	Att	Com	Pct	Yds	Sk/Yd	TD	Lg	Int	Rtng												
9/13	at	Chi	13	10	76.9	126	0/0	1	34	0	132.2	10	8	80.0	63	0/0	2	25	0	132.5												
9/20		Sea																														
9/28		KC																														
10/4	at	SF																														
10/11		StL																														
10/18		SD																														
11/1	at	Den																														
11/8	at	Car																														
11/15		Det																														
11/22	at	Min																														
11/26		Chi																														
12/3	at	Det																														
12/13		Dal																														
12/20	at	Oak																														
12/27	at	Ari																														
1/3		Min																														
<b>SEASON</b>			<b>13</b>	<b>10</b>	<b>76.9</b>	<b>126</b>	<b>0/0</b>	<b>1</b>	<b>34</b>	<b>0</b>	<b>132.2</b>	<b>10</b>	<b>8</b>	<b>80.0</b>	<b>63</b>	<b>0/0</b>	<b>2</b>	<b>25</b>	<b>0</b>	<b>132.5</b>												

## PASSING

			S.Tolzien																													
			First Half					Second Half																								
			Att	Com	Pct	Yds	Sk/Yd	TD	Lg	Int	Rtng	Att	Com	Pct	Yds	Sk/Yd	TD	Lg	Int	Rtng												
9/13	at	Chi																														
9/20		Sea																														
9/28		KC																														
10/4	at	SF																														
10/11		StL																														
10/18		SD																														
11/1	at	Den																														
11/8	at	Car																														
11/15		Det																														
11/22	at	Min																														
11/26		Chi																														
12/3	at	Det																														
12/13		Dal																														
12/20	at	Oak																														
12/27	at	Ari																														
1/3		Min																														
<b>SEASON</b>			<b>0</b>	<b>0</b>	<b>--</b>	<b>0</b>	<b>0/0</b>	<b>0</b>	<b>--</b>	<b>0</b>	<b>--</b>	<b>0</b>	<b>0</b>	<b>0</b>	<b>--</b>	<b>0</b>	<b>0/0</b>	<b>0</b>	<b>--</b>	<b>0</b>	<b>--</b>	<b>0</b>	<b>--</b>									





## INDIVIDUAL STATISTICS, DEFENSE

	M.Pennel					J.Peppers					N.Perry					B.Raji					D.Randall					S.Richardson						
	UT	A	Sk	Int	PD	UT	A	Sk	Int	PD	UT	A	Sk	Int	PD	UT	A	Sk	Int	PD	UT	A	Sk	Int	PD	UT	A	Sk	Int	PD		
9/13	at	Chi	1	1	0-0	0-0	0	5	0	1.5-11	0-0	0	0	1	0-0	0-0	0	3	3	.5-2	0-0	0	1	1	0-0	0-0	2	2	0	0-0	0-0	0
9/20		Sea																														
9/28		KC																														
10/4	at	SF																														
10/11		StL																														
10/18		SD																														
11/1	at	Den																														
11/8	at	Car																														
11/15		Det																														
11/22	at	Min																														
11/26		Chi																														
12/3	at	Det																														
12/13		Dal																														
12/20	at	Oak																														
12/27	at	Ari																														
1/3		Min																														
<b>SEASON</b>			<b>1</b>	<b>1</b>	<b>0-0</b>	<b>0-0</b>	<b>0</b>	<b>5</b>	<b>0</b>	<b>1.5-11</b>	<b>0-0</b>	<b>0</b>	<b>0</b>	<b>1</b>	<b>0-0</b>	<b>0-0</b>	<b>0</b>	<b>3</b>	<b>3</b>	<b>.5-2</b>	<b>0-0</b>	<b>0</b>	<b>1</b>	<b>1</b>	<b>0-0</b>	<b>0-0</b>	<b>2</b>	<b>2</b>	<b>0</b>	<b>0-0</b>	<b>0-0</b>	<b>0</b>
<b>CAREER</b>			<b>7</b>	<b>1</b>	<b>0-0</b>	<b>0-0</b>	<b>0</b>	<b>486</b>	<b>123</b>	<b>127-780</b>	<b>11-293</b>	<b>73</b>	<b>50</b>	<b>19</b>	<b>9-78</b>	<b>0-0</b>	<b>3</b>	<b>92</b>	<b>41</b>	<b>11-66.5</b>	<b>0-0</b>	<b>8</b>	<b>1</b>	<b>1</b>	<b>0-0</b>	<b>0-0</b>	<b>2</b>	<b>22</b>	<b>4</b>	<b>0-0</b>	<b>0-0</b>	<b>0</b>

	Q.Rollins					J.Ryan					S.Shields						
	UT	A	Sk	Int	PD	UT	A	Sk	Int	PD	UT	A	Sk	Int	PD		
9/13	at	Chi	0	0	0-0	0-0	0	0	0	0-0	0-0	0	6	2	0-0	0-0	1
9/20		Sea															
9/28		KC															
10/4	at	SF															
10/11		StL															
10/18		SD															
11/1	at	Den															
11/8	at	Car															
11/15		Det															
11/22	at	Min															
11/26		Chi															
12/3	at	Det															
12/13		Dal															
12/20	at	Oak															
12/27	at	Ari															
1/3		Min															
<b>SEASON</b>			<b>0</b>	<b>0</b>	<b>0-0</b>	<b>0-0</b>	<b>0</b>	<b>0</b>	<b>0</b>	<b>0-0</b>	<b>0-0</b>	<b>0</b>	<b>6</b>	<b>2</b>	<b>0-0</b>	<b>0-0</b>	<b>1</b>
<b>CAREER</b>			<b>0</b>	<b>0</b>	<b>0-0</b>	<b>0-0</b>	<b>0</b>	<b>0</b>	<b>0</b>	<b>0-0</b>	<b>0-0</b>	<b>0</b>	<b>174</b>	<b>28</b>	<b>1-8</b>	<b>15-165</b>	<b>54</b>

### DEFENSIVE FUMBLE STATISTICS

**FORCED FUMBLES (0)**

**FUMBLE RECOVERIES (0)**



## INDIVIDUAL STATISTICS, DEFENSE

### QUARTERBACK SACKS (2-13)

9/13 at Chicago: (2-13) J.Peppers 1.5-11, B.Raji .5-2  
9/20 Seattle:  
9/28 Kansas City:  
10/4 at San Francisco:  
10/11 St. Louis:  
10/18 San Diego:  
11/1 at Denver:  
11/8 at Carolina:  
11/15 Detroit:  
11/22 at Minnesota:  
11/26 Chicago:  
12/3 at Detroit:  
12/13 Dallas:  
12/20 at Oakland:  
12/27 at Arizona:  
1/3 Minnesota:

**SEASON TOTALS: (2-13) J.Peppers 1.5-11, B.Raji .5-2**

### QUARTERBACK HITS (3)

9/13 at Chicago: (3) M.Daniels 1, C.Matthews 1, B.Raji 1  
9/20 Seattle:  
9/28 Kansas City:  
10/4 at San Francisco:  
10/11 St. Louis:  
10/18 San Diego:  
11/1 at Denver:  
11/8 at Carolina:  
11/15 Detroit:  
11/22 at Minnesota:  
11/26 Chicago:  
12/3 at Detroit:  
12/13 Dallas:  
12/20 at Oakland:  
12/27 at Arizona:  
1/3 Minnesota:

**SEASON TOTALS: (3) M.Daniels 1, C.Matthews 1, B.Raji 1**

### PASSES DEFENSED (6)

9/13 at Chicago: (6) D.Randall 2, C.Hayward 1, C.Matthews 1, N.Palmer 1, S.Shields 1  
9/20 Seattle:  
9/28 Kansas City:  
10/4 at San Francisco:  
10/11 St. Louis:  
10/18 San Diego:  
11/1 at Denver:  
11/8 at Carolina:  
11/15 Detroit:  
11/22 at Minnesota:  
11/26 Chicago:  
12/3 at Detroit:  
12/13 Dallas:  
12/20 at Oakland:  
12/27 at Arizona:  
1/3 Minnesota:

**SEASON TOTALS: (6) D.Randall 2, C.Hayward 1, C.Matthews 1, N.Palmer 1, S.Shields 1**

# INDIVIDUAL STATISTICS, SPECIAL TEAMS

## PUNTING

T.Masthay

	No	Yds	Avg	TB	In20	Lg	Bk	Net
9/13 at Chi	2	97	48.5	1	0	54	0	33.0
9/20 Sea								
9/28 KC								
10/4 at SF								
10/11 StL								
10/18 SD								
11/1 at Den								
11/8 at Car								
11/15 Det								
11/22 at Min								
11/26 Chi								
12/3 at Det								
12/13 Dal								
12/20 at Oak								
12/27 at Ari								
1/3 Min								
<b>SEASON</b>	<b>2</b>	<b>97</b>	<b>48.5</b>	<b>1</b>	<b>0</b>	<b>54</b>	<b>0</b>	<b>33.0</b>
<b>CAREER</b>	<b>311</b>	<b>13773</b>	<b>44.3</b>	<b>24</b>	<b>114</b>	<b>71</b>	<b>3</b>	<b>38.2</b>

## KICKING

M.Crosby

	FG	PAT	Pts	Kickoffs			OB
				No. Ret	TB	Pct	
9/13 at Chi	1/1	4/4	7	3	3	50.0	0
9/20 Sea							
9/28 KC							
10/4 at SF							
10/11 StL							
10/18 SD							
11/1 at Den							
11/8 at Car							
11/15 Det							
11/22 at Min							
11/26 Chi							
12/3 at Det							
12/13 Dal							
12/20 at Oak							
12/27 at Ari							
1/3 Min							
<b>SEASON</b>	<b>1/1</b>	<b>4/4</b>	<b>7</b>	<b>3</b>	<b>3</b>	<b>50.0</b>	<b>0</b>
<b>CAREER</b>	<b>213/269</b>	<b>405/409</b>	<b>1044</b>	<b>508</b>	<b>188</b>	<b>26.6</b>	<b>14</b>

ADDITIONAL KICKOFFS:

## ONSIDE KICK RECOVERIES

OWN KICKS (0/0)

OPPONENT KICKS (0/1)

Failed - D.Adams at Chi (Sept. 13)

## KICKOFF RETURNS

T.Montgomery

M.Hyde

	No	Yds	Avg	Lg	TD	No	Yds	Avg	Lg	TD
9/13 at Chi	3	106	35.3	46	0	0	0	--	--	0
9/20 Sea										
9/28 KC										
10/4 at SF										
10/11 StL										
10/18 SD										
11/1 at Den										
11/8 at Car										
11/15 Det										
11/22 at Min										
11/26 Chi										
12/3 at Det										
12/13 Dal										
12/20 at Oak										
12/27 at Ari										
1/3 Min										
<b>SEASON</b>	<b>3</b>	<b>106</b>	<b>35.3</b>	<b>46</b>	<b>0</b>	<b>0</b>	<b>0</b>	<b>--</b>	<b>--</b>	<b>0</b>
<b>CAREER</b>	<b>3</b>	<b>106</b>	<b>35.3</b>	<b>46</b>	<b>0</b>	<b>26</b>	<b>627</b>	<b>24.1</b>	<b>70</b>	<b>0</b>

ADDITIONAL KICKOFF RETURNS: A.Ripkowski 1-0 at Chi (Sept. 13)

## PUNT RETURNS

T.Montgomery

M.Hyde

	No	Yds	Avg	FC	Lg	TD	No	Yds	Avg	FC	Lg	TD
9/13 at Chi	0	0	--	0	--	0	0	0	--	0	--	0
9/20 Sea												
9/28 KC												
10/4 at SF												
10/11 StL												
10/18 SD												
11/1 at Den												
11/8 at Car												
11/15 Det												
11/22 at Min												
11/26 Chi												
12/3 at Det												
12/13 Dal												
12/20 at Oak												
12/27 at Ari												
1/3 Min												
<b>SEASON</b>	<b>0</b>	<b>0</b>	<b>--</b>	<b>0</b>	<b>--</b>	<b>0</b>	<b>0</b>	<b>0</b>	<b>--</b>	<b>0</b>	<b>--</b>	<b>0</b>
<b>CAREER</b>	<b>0</b>	<b>0</b>	<b>--</b>	<b>0</b>	<b>--</b>	<b>0</b>	<b>38</b>	<b>517</b>	<b>13.6</b>	<b>17</b>	<b>93t</b>	<b>3</b>

ADDITIONAL PUNT RETURNS:

## SPECIAL TEAMS FUMBLE STATISTICS

FORCED FUMBLES (0)

FUMBLE RECOVERIES (0)

## BLOCKED KICKS

PACKERS (0)

BLOCKED PUNTS

BLOCKED FIELD GOALS

BLOCKED PATs

OPPONENTS (0)

# DRIVE STATISTICS

## PACKERS SCORING DRIVES (game-by-game)

Date	Opponent	Plays	Yards	Time	Result	Qtr	Scoring Play	Quarterback
9/13	at Chicago	10	77	4:42	TD	1	A.Rodgers 13 pass to J.Jones	A.Rodgers
9/13	at Chicago	10	61	5:17	FG	2	M.Crosby 37 field goal	A.Rodgers
9/13	at Chicago	6	59	3:04	TD	3	A.Rodgers 1 pass to J.Jones	A.Rodgers
9/13	at Chicago	16	78	9:31	TD	4	A.Rodgers 5 pass to R.Cobb	A.Rodgers
9/13	at Chicago	4	48	1:46	TD	4	E.Lacy 2 run	A.Rodgers

## Scoring-Drive Length

Length	Packers		Opponent	
	TD	FG	TD	FG
(minus)	0	0	0	0
0—9	0	0	0	0
10—19	0	0	0	0
20—29	0	0	0	0
30—39	0	0	0	0
40—49	1	0	0	1
50—59	1	0	0	1
60—69	0	1	0	0
70—79	2	0	1	1
80—89	0	0	1	0
90—99	0	0	0	0
<b>SEASON</b>	<b>4</b>	<b>1</b>	<b>2</b>	<b>3</b>

## Possessions at a glance

Reg. Season	No.	Avg. Snaps	*3-Plays & Out	Snaps/TD
Packers	9	5.9	2	13.3
Opponent	8	8.9	0	35.5

\*—less if turnover, no first downs or score

## Game-Opening Drives

Game	Packers			Opponent		
	Pts	FD	Yds	Pts	FD	Yds
9/13 at Chi	0	0	7	3	3	70
9/20 Sea						
9/28 KC						
10/4 at SF						
10/11 StL						
10/18 SD						
11/1 at Den						
11/8 at Car						
11/15 Det						
11/22 at Min						
11/26 Chi						
12/3 at Det						
12/13 Dal						
12/20 at Oak						
12/27 at Ari						
1/3 Min						
<b>SEASON</b>	<b>0</b>	<b>0</b>	<b>7</b>	<b>3</b>	<b>3</b>	<b>70</b>

## Second-Half Opening Drives

Game	Packers			Opponent		
	Pts	FD	Yds	Pts	FD	Yds
9/13 at Chi	7	4	59	3	4	56
9/20 Sea						
9/28 KC						
10/4 at SF						
10/11 StL						
10/18 SD						
11/1 at Den						
11/8 at Car						
11/15 Det						
11/22 at Min						
11/26 Chi						
12/3 at Det						
12/13 Dal						
12/20 at Oak						
12/27 at Ari						
1/3 Min						
<b>SEASON</b>	<b>7</b>	<b>4</b>	<b>59</b>	<b>3</b>	<b>4</b>	<b>56</b>

# DRIVE STATISTICS

## YARDS-GAINED ANALYSIS

	1st Down			2nd Down			3rd Down			4th Down			Season			By Quarter				By Half		
	Att	Yds	Avg	Att	Yds	Avg	Att	Yds	Avg	Att	Yds	Avg	Att	Yds	Avg	1st	2nd	3rd	4th	1st	2nd	OT
Packers	26	157	6.0	16	98	6.1	10	64	6.4	1	3	3.0	53	322	6.1	84	80	97	61	164	158	0
Opponents	30	169	5.6	21	63	3.0	17	145	8.5	3	25	8.3	71	402	5.7	78	111	61	152	189	213	0

## DRIVE ENGINEERING

QB	Drives Started		Drives ended by				BLK	DOWN	TO	SAF	CLK	Points Yielded
	Total	TD	FG	MFG	PUNT							
A.Rodgers	9	4	1	0	2	0	0	0	0	0	2	31
<b>Packers</b>	<b>9</b>	<b>4</b>	<b>1</b>	<b>0</b>	<b>2</b>	<b>0</b>	<b>0</b>	<b>0</b>	<b>0</b>	<b>0</b>	<b>2</b>	<b>31</b>
Opponents	8	2	3	0	1	0	1	1	0	0	0	23

## RED-ZONE EFFICIENCY

	Regular Season	
	Packers	Opponent
Times Penetrated Opponent 20	5	3
Total Scores	5	2
Touchdowns	4	1
Field Goals-Attempts	1-1	1-1
Touchdown Percentage	.800	.333
Scoring Percentage	1.000	.667
Turnovers	0	0
Downs	0	1
Missed Field Goals	0	0
Time Ran Out	0	0
Ended Not Trying To Score	0	0
Scores From Outside/At 20	0	3
Touchdowns	0	1
Field Goals	0	2

## AVERAGE FIELD POSITION

	Regular Season	
	Packers	Opponent
Drives Started	9	8
Average Field Position	GB30	OPP26
Drives Started in Plus Territory	2	1
Scores	1	0
Touchdowns	1	0
Field Goals	0	0
Missed Field Goals	0	0
Punts	0	0
Turnovers	0	1
Turnover on Downs	0	0
Ran Out Clock	0	0
Did Not Attempt to Score	1	0
Drives Started Inside Own 20	1	1

## GOAL-TO-GO SITUATIONS

	Summary						GTG Plays				
	Total	TD	Pct	FG	MFG	TO	CLK	DOWN	Plays	TD	Pct
Packers	2	2	1.000	6	0	0	0	0	3	2	.667
Opponents	2	1	.500	0	0	0	0	1	7	1	.143

# 2015 SUPERLATIVES

## LONGEST RETURNS

### Packers

Type	Yards	Opp. Date	Player
Kickoff	46	at Chi, Sept. 13	T.Montgomery
Interception	42	at Chi, Sept. 13	C.Matthews
Kickoff	41	at Chi, Sept. 13	T.Montgomery
Kickoff	19	at Chi, Sept. 13	T.Montgomery

No. of returns 20-plus yards in length: 3  
 No. of returns 40-plus yards in length: 3

### Opponent

Type	Yards	Opp. Date	Player
Kickoff	25	at Chi, Sept. 13	M.Mariani
Kickoff	15	at Chi, Sept. 13	J.Rodgers
Punt	11	at Chi, Sept. 13	M.Mariani

No. of returns 20-plus yards in length: 1  
 No. of returns 40-plus yards in length: 0

## LONGEST PLAYS FROM SCRIMMAGE

### Packers

Yards	Opp.	Play
34	at Chi	A.Rodgers to J.Jones
25	at Chi	A.Rodgers to D.Adams
21	at Chi	A.Rodgers to D.Adams
20	at Chi	A.Rodgers to R.Rodgers
13t	at Chi	A.Rodgers to J.Jones

### Long run:

16	at Chi	E.Lacy
15	at Chi	E.Lacy
15	at Chi	A.Rodgers
11	at Chi	R.Rodgers

No. plays 20-plus yards: 4  
 No. plays 40-plus yards: 0

### Opponent

Yards	Opp.	Play
50	at Chi	J.Cutler to M.Wilson
29	at Chi	J.Cutler to A.Jeffery
25	at Chi	J.Cutler to A.Jeffery
24	at Chi	J.Cutler to M.Bennett
17	at Chi	J.Cutler to A.Jeffery

### Long run:

23	at Chi	M.Forte
22	at Chi	M.Forte
20	at Chi	M.Forte
12	at Chi	J.Cutler

No. plays 20-plus yards: 7  
 No. plays 40-plus yards: 1

# MISCELLANEOUS

## WEEKLY INACTIVES

9/13	at Chicago:	K.Backman, M.Burnett, L.Gunter, A.Harris, B.Hundley, A.Mulumba, L.Taylor
9/20	Seattle:	
9/28	Kansas City:	
10/4	at San Francisco:	
10/11	St. Louis:	
10/18	San Diego:	
11/1	at Denver:	
11/8	at Carolina:	
11/15	Detroit:	
11/22	at Minnesota:	
11/26	Chicago:	
12/3	at Detroit:	
12/13	Dallas:	
12/20	at Oakland:	
12/27	at Arizona:	
1/3	Minnesota:	

**SEASON TOTALS:** K.Backman (1), M.Burnett (1), L.Gunter (1), A.Harris (1), B.Hundley (1), A.Mulumba (1), L.Taylor (1)

## TIME SPENT IN THE LEAD

Opponent	Packers In Lead	Packers Trailing
9/13 at Chi	34:50	16:44
9/20 Sea		
9/28 KC		
10/4 at SF		
10/11 StL		
10/18 SD		
11/1 at Den		
11/8 at Car		
11/15 Det		
11/22 at Min		
11/26 Chi		
12/3 at Det		
12/13 Dal		
12/20 at Oak		
12/27 at Ari		
1/3 Min		
<b>SEASON</b>	<b>34:50</b>	<b>16:44</b>
<b>SEASON AVG</b>	<b>34:50</b>	<b>16:44</b>

## TWO-POINT CONVERSIONS

Packers (0-0):

Opponent (0-0):

## NON-OFFENSIVE SCORES

REGULAR SEASON

Packers (0):

Opponent (0):

# PENALTIES AND REPLAY CHALLENGES

## **PENALTY STATISTICS**

	<b>Packers</b>	<b>Opponent</b>
Times Penalized after Offensive Gain . . . . .	5	1
Gains Wiped Out, Offensive Penalties . . . . .	31	4
Touchdowns Cost . . . . .	1	1
Field Goals Cost . . . . .	0	0
First Downs Lost . . . . .	1	0
Intentional-Grounding Penalties . . . . .	0	0
Defensive Pass Interference, Times Flagged . . . . .	0	1
Yards Given Up . . . . .	0	34
Defensive 3rd/4th Down Flags (kept drive alive) . . . . .	1	0
Kick/Punt Return Penalties . . . . .	0	0
Return Yards Wiped Out . . . . .	0	0

**Regular-season touchdowns nullified — GREEN BAY (1):** A.Rodgers 8-yard pass to J.Jones at Chi (Sept. 13)

**OPPONENTS (1):** J.Cutler 4-yard pass to A.Jeffery at Chi (Sept. 13)

## **2015 REPLAY CHALLENGES**

### **PACKERS (0/0)**

<u>Date, Opp.</u>	<u>Initial Ruling</u>	<u>Ruling</u>

### **OPPONENTS (0/1)**

<u>Date, Opp.</u>	<u>Initial Ruling</u>	<u>Ruling</u>
9/13 at Chi	A.Rodgers 25 pass to D.Adams, first down . . . . .	Upheld

### **REPLAY ASSISTANT (0/1)**

*Last two minutes of the half, overtime, turnovers and scoring plays*

<u>Date, Opp.</u>	<u>Initial Ruling</u>	<u>Ruling</u>
9/13 at Chi	J.Cutler fumble recovered by J.Peppers . . . . .	Reversed, knee was down

## **2015 PENALTIES ACCEPTED (10)**

### **OFFENSE (4)**

**False Start (1)** — D.Bakhtiari at Chi (Sept. 13)

**Holding (2)** — D.Bakhtiari at Chi (Sept.13), B.Bulaga at Chi (Sept. 13)

**Illegal Formation (1)** — R.Cobb at Chi (Sept. 13)

### **DEFENSE (6)**

**Holding (1)** — B.Raji at Chi (Sept. 13)

**Illegal Block Above The Waist (1)** — N.Perry at Chi (Sept. 13)

**Neutral-Zone Infraction (2)** — N.Perry at Chi (Sept. 13), M.Daniels at Chi (Sept. 13)

**Offside (1)** — S.Shields at Chi (Sept. 13)

**Unnecessary Roughness (1)** — S.Richardson at Chi (Sept. 13)

### **SPECIAL TEAMS (0)**

### **MISCELLANEOUS (0)**



# TURNOVER STATISTICS AND NOTES

## TAKEAWAY ANALYSIS

	Packers Take			Packers Give			Diff	Cum	NFC Rank	NFL Rank
	Aways			Aways						
	Int	Fum	Tot	Int	Fum	Tot				
Chi	1	0	1	0	0	0	1	0	4t	8t
<b>SEA</b>										
<b>KC</b>										
<b>Sf</b>										
<b>STL</b>										
<b>SD</b>										
<i>BYE</i>										
Den										
Car										
<b>DET</b>										
Min										
<b>CHI</b>										
Det										
<b>DAL</b>										
Oak										
Ari										
<b>MIN</b>										
<b>Total</b>	<b>1</b>	<b>0</b>	<b>1</b>	<b>0</b>	<b>0</b>	<b>0</b>	<b>1</b>	<b>0</b>		

HOME GAMES UPPERCASED IN BOLD

### Takeaway Breakdown

	Packers	Opponent
<b>Total</b> .....	<b>1</b>	<b>0</b>
Interceptions .....	1	0
Fumble Rec. ....	0	0
Muffed Punt Rec. ....	0	0
<b>Points off Turnovers</b> .....	<b>7</b>	<b>0</b>
Touchdowns .....	1	0
Field Goals .....	0	0
Didn't attempt score .....	0	0

### TOUCHDOWN RETURNS

**Packers (0):**

**Opponent (0):**

## 2015 RECORD WHEN...

When...	Record
+4 turnover margin	0-0
+3 turnover margin	0-0
+2 turnover margin	0-0
+1 turnover margin	1-0
even turnover margin	0-0
-1 turnover margin	0-0
-2 turnover margin	0-0
-3 turnover margin	0-0
-4 turnover margin	0-0
recording 0 takeaways	0-0
recording 1 takeaway	1-0
recording 2 takeaways	0-0
recording 3 takeaways	0-0
recording 4 takeaways	0-0
recording 5 takeaways	0-0
recording 0 giveaways	1-0
recording 1 giveaway	0-0
recording 2 giveaways	0-0
recording 3 giveaways	0-0
recording 4 giveaways	0-0
recording 5 giveaways	0-0
recording 0 interceptions	0-0
recording 1 interception	1-0
recording 2 interceptions	0-0
recording 3 interceptions	0-0
recording 4 interceptions	0-0
surrendering 0 interceptions	1-0
surrendering 1 interception	0-0
surrendering 2 interceptions	0-0
surrendering 3 interceptions	0-0
recovering 0 fumbles	1-0
recovering 1 fumble	0-0
recovering 2 fumbles	0-0
recovering 3 fumbles	0-0
losing 0 fumbles	1-0
losing 1 fumble	0-0
losing 2 fumbles	0-0
losing 3 fumbles	0-0

## TAKEAWAY SUMMARY (1)

9/13	at	Chicago:	C. Matthews (interception)
9/20		Seattle:	
9/28		Kansas City:	
10/4	at	San Francisco:	
10/11		St. Louis:	
10/18		San Diego:	
11/1	at	Denver:	
11/8	at	Carolina:	
11/15		Detroit:	
11/22	at	Minnesota:	
11/26		Chicago:	
12/3	at	Detroit:	
12/13		Dallas:	
12/20	at	Oakland:	
12/27	at	Arizona:	
1/3		Minnesota:	

**SEASON TOTALS:** C. Matthews 1 (interception)

Note: Only fumbles lost are credited. Fumbles in which the team maintained possession are not included.

## GIVEAWAY SUMMARY (0)

9/13	at	Chicago:	None
9/20		Seattle:	
9/28		Kansas City:	
10/4	at	San Francisco:	
10/11		St. Louis:	
10/18		San Diego:	
11/1	at	Denver:	
11/8	at	Carolina:	
11/15		Detroit:	
11/22	at	Minnesota:	
11/26		Chicago:	
12/3	at	Detroit:	
12/13		Dallas:	
12/20	at	Oakland:	
12/27	at	Arizona:	
1/3		Minnesota:	

**SEASON TOTALS:**

Note: Only fumbles lost are credited. Fumbles in which the team maintained possession are not included.

## TAKEAWAY POINTS

**Packers (7)**

Date	Opp.	Turnover	Result	Points
9/13	at Chi	Interception	TD	7

**Opponent (0)**

Date	Opp.	Turnover	Result	Points
------	------	----------	--------	--------



## REGULAR-SEASON PLAYER PARTICIPATION

NFL WEEK	1	2	3	4	5	6	8	9	10	11	12	13	14	15	16	17	— Season Totals —			
Player	at CHI	SEA	KC	at SF	STL	SD	at DEN	at CAR	DET	at MIN	CHI	at DET	DAL	at OAK	at ARI	MIN	GP	GS	DNP	INA
Abbrederis, Jared	PS																0	0	0	0
Adams, Davante	<b>WR</b>																1	1	0	0
Backman, Kennard	INA																0	0	0	1
Bakhtiari, David	<b>LT</b>																1	1	0	0
Banjo, Chris	SUB																1	0	0	0
Barclay, Don	SUB																1	0	0	0
Barrington, Sam	<b>BLB</b>																1	1	0	0
Boyd, Josh	SUB																1	0	0	0
Bradford, Carl	PS																0	0	0	0
Bulaga, Bryan	<b>RT</b>																1	1	0	0
Burnett, Morgan	INA																0	0	0	1
Clinton-Dix, Ha Ha	<b>FS</b>																1	1	0	0
Cobb, Randall	<b>WR</b>																1	1	0	0
Crockett, John	PS																0	0	0	0
Crosby, Mason	SUB																1	0	0	0
Daniel, Robertson	PS																0	0	0	0
Daniels, Mike	<b>DT</b>																1	1	0	0
Elliott, Jayrone	SUB																1	0	0	0
Gaston, Bruce	SUB																1	0	0	0
Goode, Brett	SUB																1	0	0	0
Goodson, Demetri	SUB																1	0	0	0
Gunter, LaDarius	INA																0	0	0	1
Guion, Letroy	SUS																0	0	0	0
Harris, Alonzo	INA																0	0	0	1
Hayward, Casey	SUB																1	0	0	0
Hundley, Brett	INA																0	0	0	1
Hyde, Micah	<b>SS</b>																1	1	0	0
Janis, Jeff	SUB																1	0	0	0
Jones, Datone	SUS																0	0	0	0
Jones, James	<b>3WR</b>																1	1	0	0
Kuhn, John	SUB																1	0	0	0
Lacy, Eddie	<b>RB</b>																1	1	0	0
Lang, T.J.	<b>RG</b>																1	1	0	0
Linsley, Corey	<b>C</b>																1	1	0	0
Masthay, Tim	SUB																1	0	0	0
Matthews, Clay	<b>MLB</b>																1	1	0	0
Montgomery, Ty	SUB																1	0	0	0
Mulumba, Andy	INA																0	0	0	1
Neal, Mike	<b>LOLB</b>																1	1	0	0
Nelson, Jordy	IR																0	0	0	0
Palmer, Nate	SUB																1	0	0	0
Pennel, Mike	<b>DE</b>																1	1	0	0
Peppers, Julius	<b>ROLB</b>																1	1	0	0
Perillo, Justin	PS																0	0	0	0
Perry, Nick	SUB																1	0	0	0
Quarless, Andrew	SUB																1	0	0	0
Raji, B.J.	<b>NOSE</b>																1	1	0	0
Randall, Damarious	SUB																1	0	0	0
Richardson, Sean	<b>3S</b>																1	1	0	0
Ringo, Christian	PS																0	0	0	0
Ripkowski, Aaron	SUB																1	0	0	0
Rodgers, Aaron	<b>QB</b>																1	1	0	0
Rodgers, Richard	<b>TE</b>																1	1	0	0
Rollins, Quinten	SUB																1	0	0	0
Rotheram, Matt	PS																0	0	0	0
Ryan, Jake	SUB																1	0	0	0
Shields, Sam	<b>LCB</b>																1	1	0	0
Sitton, Josh	<b>LG</b>																1	1	0	0
Starks, James	SUB																1	0	0	0
Taylor, Lane	INA																0	0	0	1
Tolzien, Scott	DNP																0	0	1	0
Tretter, JC	SUB																1	0	0	0
Vaughters, James	PS																0	0	0	0
Vujnovich, Jeremy	PS																0	0	0	0
Walker, Josh	SUB																1	0	0	0
Williams, Ed	PS																0	0	0	0

**STARTERS IN BOLD AT POSITION;** DNP — Did not play; INA — Inactive; IR — Injured reserve; PS — Practice squad; SUB — Substitute; 3WR — Started as third wide receiver; 3S — started as third safety; SUS — Reserve/Suspended.

# SEASON-HIGHS/W-L BREAKDOWN

## INDIVIDUAL

Longest Scoring Run — 2, E.Lacy, Sept. 13 at Chicago  
 Longest Non-Scoring Run — 16, E.Lacy, Sept. 13 at Chicago  
  
 Longest Scoring Pass — 13, A.Rodgers to J.Jones, Sept. 13 at Chicago  
 Longest Non-Scoring Pass — 34, A.Rodgers to J.Jones, Sept. 13 at Chicago  
  
 Longest Kickoff Return — 46, T.Montgomery, Sept. 13 at Chicago  
 Longest Punt Return —  
 Longest Interception Return — 42, C.Matthews, Sept. 13 at Chicago  
 Longest Fumble Return —  
  
 Longest Punt — 54, T.Masthay, Sept. 13 at Chicago  
  
 Longest Field Goal — 37, M.Crosby, Sept. 13 at Chicago  
 Most Field Goals Attempted — 1, M.Crosby, Sept. 13 at Chicago  
 Most Field Goals Made — 1, M.Crosby, Sept. 13 at Chicago  
  
 Most Touchdowns — 2, J.Jones, Sept. 13 at Chicago  
 Most Rushing Attempts — 19, E.Lacy, Sept. 13 at Chicago  
 Most Rushing Yards — 85, E.Lacy, Sept. 13 at Chicago  
  
 Most Passing Attempts — 23, A.Rodgers, Sept. 13 at Chicago  
 Most Completions — 18, A.Rodgers, Sept. 13 at Chicago  
 Most Passing Yards — 189, A.Rodgers, Sept. 13 at Chicago  
 Most Touchdown Passes — 3, A.Rodgers, Sept. 13 at Chicago  
  
 Most Receptions — 5, R.Cobb, Sept. 13 at Chicago  
 Most Receiving Yards — 59, J.Jones, Sept. 13 at Chicago  
  
 Most Total Yards from Scrimmage — 99, E.Lacy, Sept. 13 at Chicago  
  
 Most Defensive Interceptions — 1, C.Matthews, Sept. 13 at Chicago  
 Most Tackles — 10, C.Matthews, Sept. 13 at Chicago  
 Most Solo Tackles — 8, C.Matthews, Sept. 13 at Chicago  
 Most Sacks — 1.5, J.Peppers, Sept. 13 at Chicago  
 Most Passes Defensed — 2, D.Randall, Sept. 13 at Chicago

## TEAM

Offensive Most...  
 First Downs — 21, Sept. 13 at Chicago  
 Rushing Attempts — 30, Sept. 13 at Chicago  
 Rushing Yards — 133, Sept. 13 at Chicago  
 Pass Attempts — 23, Sept. 13 at Chicago  
 Completions — 18, Sept. 13 at Chicago  
 TDs Thrown — 3, Sept. 13 at Chicago  
 Ints. Thrown —  
 Net Passing Yards — 189, Sept. 13 at Chicago  
 Offensive Plays — 53, Sept. 13 at Chicago  
 Total Offense — 322, Sept. 13 at Chicago  
 Time of Possession — 28:08, Sept. 13 at Chicago  
 Turnovers —  
 Fumbles —  
 Fumbles Lost —  
  
 Longest Scoring Drives  
 Plays — 16, Sept. 13 at Chicago  
 Yards — 78, Sept. 13 at Chicago  
 Time — 9:31, Sept. 13 at Chicago  
 Shortest Scoring Drives  
 Plays — 4, Sept. 13 at Chicago  
 Yards — 9, Sept. 13 at Chicago  
 Time — 1:46, Sept. 13 at Chicago  
  
 Defensive Fewest...  
 First Downs Allowed — 25, Sept. 13 at Chicago  
 Rushing Att. Allowed — 33, Sept. 13 at Chicago  
 Rushing Yards Allowed — 189, Sept. 13 at Chicago  
 Pass Att. Allowed — 36, Sept. 13 at Chicago  
 Pass Comp. Allowed — 18, Sept. 13 at Chicago  
 Net Passing Yards Allowed — 213, Sept. 13 at Chicago  
 Total Plays Allowed — 71, Sept. 13 at Chicago  
 Total Yards Allowed — 402, Sept. 13 at Chicago  
  
 Defensive Most...  
 Takeaways — 1, Sept. 13 at Chicago  
 Interceptions — 1, Sept. 13 at Chicago  
 Fumbles Forced —  
 Fumbles Recovered —  
 Passes Defensed — 6, Sept. 13 at Chicago  
 Sacks — 2, Sept. 13 at Chicago

	2015 regular season...			2014 regular season...			2013 regular season...			1992-present...		
	Home	Road	Overall	Home	Road	Overall	Home	Road	Overall	Home	Road	Overall
Overall	0-0	1-0	1-0	8-0	4-4	12-4	4-3-1	4-4	8-7-1	141-42-1	94-91	235-133-1
On Grass	0-0	1-0	1-0	8-0	3-0	11-0	4-3-1	1-1	5-4-1	141-42-1	53-34	194-76-1
On Artificial Surfaces	0-0	0-0	0-0	0-0	1-4	1-4	0-0	3-3	3-3	0-0	41-59	41-59
In Open-Air Stadiums	0-0	1-0	1-0	8-0	4-2	12-2	4-3-1	2-3	6-6-1	141-42-1	60-57	201-99-1
In Indoor Stadiums	0-0	0-0	0-0	0-0	0-2	0-2	0-0	2-1	2-1	0-0	34-34	34-34
vs. Division Opponents	0-0	1-0	1-0	3-0	2-1	5-1	1-1-1	2-1	3-2-1	66-14-1	45-36	111-50-1
vs. NFC	0-0	1-0	1-0	6-0	3-3	9-3	3-2-1	3-3	6-5-1	109-28-1	72-67	181-95-1
vs. AFC	0-0	0-0	0-0	2-0	1-1	3-1	1-1	1-1	2-2	32-14	22-24	54-38
When scoring first	0-0	0-0	0-0	7-0	3-2	10-2	4-2-1	1-0	5-2-1	99-17-1	56-35	155-52-1
When Opponent scored first	0-0	1-0	1-0	1-0	1-2	2-2	0-1	3-4	3-5	41-25	38-56	79-81
In overtime	0-0	0-0	0-0	0-0	0-0	0-0	0-0-1	0-0	0-0-1	5-3-1	1-5	6-8-1
When leading after first quarter	0-0	1-0	1-0	6-0	3-1	9-1	4-1-1	1-0	5-1-1	84-12-1	51-22	135-34-1
When leading at halftime	0-0	0-0	0-0	7-0	4-0	11-0	3-1	3-1	6-2	110-9	74-26	184-35
When leading after third quarter	0-0	1-0	1-0	8-0	4-0	12-0	3-0	2-1	5-1	117-5	85-22	202-27
When trailing after first quarter	0-0	0-0	0-0	1-0	0-1	1-1	0-1	2-2	2-3	26-22	17-42	43-64
When trailing at halftime	0-0	1-0	1-0	1-0	0-1	1-1	1-2-1	1-2	2-4-1	22-28-1	17-55	39-83-1
When trailing after third quarter	0-0	0-0	0-0	0-0	0-4	0-4	1-3-1	2-2	3-5-1	15-34-1	6-68	21-102-1
When tied at halftime	0-0	0-0	0-0	0-0	0-2	0-2	0-0	0-1	0-1	9-5	3-9	12-14
On Thursday	0-0	0-0	0-0	1-0	0-1	1-1	0-0	0-1	0-1	4-0	4-7	8-7
On Friday	0-0	0-0	0-0	0-0	0-0	0-0	0-0	0-0	0-0	0-0	1-0	1-0
On Saturday	0-0	0-0	0-0	0-0	0-0	0-0	0-0	0-0	0-0	1-0	2-0	3-0
On Sunday/Early Games	0-0	1-0	1-0	1-0	4-2	5-2	3-1-1	1-1	4-2-1	89-24-1	45-45	134-69-1
On Sunday/Late Afternoon Games	0-0	0-0	0-0	4-0	0-0	4-0	1-1	2-2	3-3	25-11	20-20	45-30
On Sunday/Night Games	0-0	0-0	0-0	1-0	0-1	1-1	0-0	1-0	1-0	12-2	10-4	22-6
On Monday	0-0	0-0	0-0	1-0	0-0	1-0	0-1	0-0	0-1	11-6	11-15	22-21
When Packers had 100-yard rusher	0-0	0-0	0-0	2-0	1-0	3-0	1-1-1	2-1	3-2-1	36-9-1	28-9	64-18-1
When Packers had 100-yard receiver	0-0	0-0	0-0	6-0	3-1	9-1	3-1	3-2	6-3	67-15	41-32	108-47
When Packers had 300-yard passer	0-0	0-0	0-0	5-0	2-1	7-1	1-0	2-2	3-2	35-12	31-19	66-31
When Opponent had 100-yard rusher	0-0	1-0	1-0	0-0	1-2	1-2	1-3-1	2-1	3-3-1	123-20-1	20-27	43-47-1
When Opponent had 100-yard receiver	0-0	0-0	0-0	4-0	1-0	5-0	1-3	1-3	2-6	44-16	26-32	70-48
When Opponent had 300-yard passer	0-0	0-0	0-0	2-0	0-1	2-1	1-0	2-2	3-2	22-7	15-18	37-25

## TRANSACTIONS BY DATE

1/20	Signed S Jean Fanor, CB Tay Glover-Wright, LB Adrian Hubbard, C Joe Madsen, RB Rajion Neal, LB Joe Thomas, T Jeremy Vujnovich, G Josh Walker and WR Myles White	5/21	Signed CB Travis Manning and WR Ty Montgomery	9/7	Signed WR James Jones; Released WR Myles White; Signed WR Jared Abbrederis, LB Carl Bradford, RB John Crockett, CB Robertson Daniel, TE Justin Perillo, DT Christian Ringo, G Matt Rotheram, LB James Vaughters and T Jeremy Vujnovich to the Practice Squad
1/26	Signed P Cody Mandell	6/9	Signed T Vince Kowalski		
2/17	Released TE Brandon Bostick and WR Kevin Dorsey	6/15	Released G Marcus Reed	9/8	Signed WR Ed Williams to the Practice Squad
2/20	Released LB Brad Jones	6/16	Signed CB Damarious Randall		
2/25	Released LB A.J. Hawk	6/18	Signed TE Harold Spears; Released CB Travis Manning		
3/5	Signed LB Josh Francis	7/24	Released CB Bernard Blake		
3/9	Re-signed WR Randall Cobb and QB Scott Tolzien	8/3	Signed WR Ed Williams		
3/11	Re-signed T Bryan Bulaga	8/10	Released P Cody Mandell		
3/25	Signed DB Kyle Sebetic	8/11	Released WR Ricky Collins		
3/31	Re-signed DT Letroy Guion and DT B.J. Raji	8/13	Signed CB Ryan White		
4/8	Released T Aaron Adams	8/17	Released WR Adrian Coxson		
4/13	Re-signed FB John Kuhn and signed restricted free agent S Sean Richardson	8/27	Signed WR James Butler		
4/15	Signed QB Matt Blanchard	8/31	Released LB Tavarus Dantzler, T Fabbians Ebbele, LB Josh Francis, DT Lavon Hooks and T Vince Kowalski		
5/4	Released C Joe Madsen	9/1	Placed WR Jordy Nelson on injured reserve, released/injured WR Javess Blue and WR Jimmie Hunt, released QB Matt Blanchard, WR James Butler, LB Adrian Hubbard, DB Kyle Sebetic and TE Harold Spears		
5/8	Signed TE Kennard Backman, CB Bernard Blake, WR Javess Blue, WR Ricky Collins, WR Adrian Coxson, RB John Crockett, LB Tavarus Dantzler, T Fabbians Ebbele, CB LaDarius Gunter, RB Alonzo Harris, TE Mitchell Henry, DT Lavon Hooks, QB Brett Hundley, WR Jimmie Hunt, WR Larry Pinkard, LB Jermauria Rasco, G Marcus Reed, DT Christian Ringo, FB Aaron Ripkowski, G Matt Rotheram, LB Jake Ryan and LB James Vaughters	9/5	Released WR Jared Abbrederis, LB Carl Bradford, RB John Crockett, S Jean Fanor, C Garth Gerhart, CB Tay Glover-Wright, TE Mitchell Henry, RB Rajion Neal, TE Justin Perillo, C/G Andy Phillips, DT Christian Ringo, G Matt Rotheram, LB Joe Thomas, DT Khyri Thornton, LB James Vaughters, T Jeremy Vujnovich, CB Ryan White and WR Ed Williams; Waived/Injured WR Larry Pinkard and LB Jermauria Rasco; Placed DE Letroy Guion and DE Datone Jones on Reserve/Suspended List		
5/11	Signed C/G Andy Phillips and CB Quinten Rollins; Released DT Luther Robinson				

## TRANSACTIONS BY PLAYER

<b>Abbrederis, Jared - WR</b> 9/5/15 Waived 9/7/15 Signed to practice squad	<b>Glover-Wright, Tay - CB</b> 1/20/15 Signed 9/5/15 Waived	<b>Phillips, Andy - C/G</b> 5/11/15 Signed 9/5/15 Waived	<b>White, Myles - WR</b> 1/20/15 Signed 9/7/15 Waived
<b>Adams, Aaron - T</b> 4/8/15 Waived	<b>Guion, Letroy - DT</b> 3/31/15 Re-signed 9/5/15 Placed on reserve/suspended list	<b>Pinkard, Larry - WR</b> 5/8/15 Signed 9/5/15 Waived/Injured	<b>White, Ryan - CB</b> 8/13/15 Signed 9/5/15 Waived
<b>Backman, Kennard - TE</b> 5/8/15 Signed	<b>Gunter, LaDarius - CB</b> 5/8/15 Signed	<b>Raji, B.J. - DT</b> 3/31/15 Re-signed	<b>Williams, Ed - WR</b> 8/3/15 Signed 9/5/15 Waived 9/8/15 Signed to practice squad
<b>Blake, Bernard - CB</b> 5/8/15 Signed 7/24/15 Waived	<b>Harris, Alonzo - RB</b> 5/8/15 Signed	<b>Randall, Damarious - CB</b> 6/16/15 Signed	
<b>Blanchard, Matt - QB</b> 4/15/15 Signed 9/1/15 Waived	<b>Hawk, A.J. - LB</b> 2/25/15 Waived	<b>Rasco, Jermauria - LB</b> 5/8/15 Signed 9/5/15 Waived/Injured	
<b>Blue, Javess - WR</b> 5/8/15 Signed 9/1/15 Waived	<b>Henry, Mitchell - TE</b> 5/8/15 Signed 9/5/15 Waived	<b>Reed, Marcus - G</b> 5/8/15 Signed 6/15/15 Waived	
<b>Bostick, Brandon - TE</b> 2/17/15 Waived	<b>Hooks, Lavon - DT</b> 5/8/15 Signed 8/31/15 Waived	<b>Richardson, Sean - S</b> 4/13/15 Signed	
<b>Bradford, Carl - LB</b> 9/5/15 Waived 9/7/15 Signed to practice squad	<b>Hubbard, Adrian - LB</b> 1/20/15 Signed 9/1/15 Waived	<b>Ringo, Christian - DT</b> 5/8/15 Signed 9/5/15 Waived 9/7/15 Signed to practice squad	
<b>Bulaga, Bryan - T</b> 3/11/15 Re-signed	<b>Hundley, Brett - QB</b> 5/8/15 Signed	<b>Ripkowski, Aaron - FB</b> 5/8/15 Signed	
<b>Butler, James - WR</b> 8/27/15 Signed 9/1/15 Waived	<b>Hunt, Jimmie - WR</b> 5/8/15 Signed 9/1/15 Waived	<b>Robinson, Luther - DT</b> 5/11/15 Waived	
<b>Cobb, Randall - WR</b> 3/9/15 Re-signed	<b>Jones, Brad - LB</b> 2/20/15 Waived	<b>Rollins, Quinten - CB</b> 5/11/15 Signed	
<b>Collins, Ricky - WR</b> 5/8/15 Signed 8/11/15 Waived	<b>Jones, Datone - DE</b> 9/5/15 Placed on reserve/suspended list	<b>Rotheram, Matt - G</b> 5/8/15 Signed 9/5/15 Waived 9/7/15 Signed to practice squad	
<b>Coxson, Adrian - WR</b> 5/8/15 Signed 8/17/15 Waived	<b>Jones, James - WR</b> 9/7/15 Signed	<b>Ryan, Jake - LB</b> 5/8/15 Signed	
<b>Crockett, John - RB</b> 5/8/15 Signed 9/5/15 Waived 9/7/15 Signed to practice squad	<b>Kowalski, Vince - T</b> 6/9/15 Signed 8/31/15 Waived	<b>Sebetic, Kyle - DB</b> 3/25/15 Signed 9/1/15 Waived	
<b>Daniel, Robertson - CB</b> 9/7/15 Signed to practice squad	<b>Kuhn, John - FB</b> 4/13/15 Re-signed	<b>Spears, Harold - TE</b> 6/18/15 Signed 9/1/15 Waived	
<b>Dantzler, Tavarus - LB</b> 5/8/15 Signed 8/31/15 Waived	<b>Madsen, Joe - C</b> 1/20/15 Signed 5/4/15 Waived	<b>Thomas, Joe - LB</b> 1/20/15 Signed 9/5/15 Waived	
<b>Dorsey, Kevin - WR</b> 2/17/15 Waived	<b>Mandell, Cody - P</b> 1/26/15 Signed 8/10/15 Waived	<b>Thornton, Khyri - DT</b> 9/5/15 Waived	
<b>Ebbele, Fabbians - T</b> 5/8/15 Signed 8/31/15 Waived	<b>Manning, Travis - CB</b> 5/21/15 Signed 6/18/15 Waived	<b>Tolzien, Scott - QB</b> 3/9/15 Re-signed	
<b>Fanor, Jean - S</b> 1/20/15 Signed 9/5/15 Waived	<b>Montgomery, Ty - WR</b> 5/21/15 Signed	<b>Vaughters, James - LB</b> 5/8/15 Signed 9/5/15 Waived 9/7/15 Signed to practice squad	
<b>Francis, Josh - LB</b> 3/5/15 Signed 8/31/15 Waived	<b>Neal, Rajion - RB</b> 1/20/15 Signed 9/5/15 Waived	<b>Vujnovich, Jeremy - T</b> 1/20/15 Signed 9/5/15 Waived 9/7/15 Signed to practice squad	
<b>Gerhart, Garth - C</b> 9/5/15 Waived	<b>Nelson, Jordy - WR</b> 9/1/15 Placed on injured reserve (knee)	<b>Walker, Josh - G</b> 1/20/15 Signed	
	<b>Perillo, Justin - TE</b> 9/5/15 Waived 9/7/15 Signed to practice squad		

## THE LAST TIME

### Regular-Season Games Only

#### RUSHING

##### **200 Yards Rushing, Individual**

BY PACKERS — Ahman Green, Dec. 28, 2003, vs. Denver (218 yards)  
BY OPPONENT — Adrian Peterson, Dec. 2, 2012, vs. Minnesota (210 yards)

##### **100 Yards Rushing, Individual**

BY PACKERS — Eddie Lacy, Dec. 28, 2014, vs. Detroit (100 yards)  
BY OPPONENT — Matt Forte, Sept. 13, 2015, at Chicago (141 yards)

##### **100 Yards Rushing, Individual, One Half**

BY PACKERS — Eddie Lacy, Dec. 15, 2013, at Dallas (110 yards in second half)  
BY OPPONENT — Matt Forte, Sept. 13, 2015, at Chicago (105 yards in first half)

##### **100 Yards Rushing and Receiving, Individual**

BY PACKERS — Never  
BY OPPONENT — Darrin Nelson, Nov. 13, 1983, at Minnesota (119 yards rushing, 137 receiving)

##### **Two 100-Yard Rushers**

BY PACKERS — Ryan Grant (106 yards) and DeShawn Wynn (106 yards), Dec. 28, 2008, vs. Detroit  
BY OPPONENT — Tony Dorsett (149 yards) and Robert Newhouse (101 yards), Nov. 12, 1978, vs. Dallas at Milw.

##### **Two 100-Yard Rushers and Two 100-Yard Receivers**

BY PACKERS — Ryan Grant (106 yards) and DeShawn Wynn (106), Dec. 28, 2008, vs. Detroit, Donald Driver (111 yards) and Greg Jennings (101 yards), Dec. 28, 2008, vs. Detroit\*  
BY OPPONENT — Never  
\*First time in NFL history

##### **Four Touchdowns Rushing, Individual**

BY PACKERS — Dorsey Levens, Jan. 2, 2000, vs. Arizona (8, 1, 5, 1 yards)  
BY OPPONENT — DeAngelo Williams, Nov. 30, 2008, vs. Carolina (1, 1, 1, 1 yards)

##### **Three Touchdowns Rushing, Individual**

BY PACKERS — Ahman Green, Oct. 20, 2002, vs. Washington (24, 2, 8 yards)  
BY OPPONENT — DeAngelo Williams, Nov. 30, 2008, vs. Carolina (1, 1, 1, 1 yards)

##### **Two Touchdowns Rushing, Individual**

BY PACKERS — Eddie Lacy, Oct. 2, 2014, vs. Minnesota (11, 10 yards)  
BY OPPONENT — Marshawn Lynch, Sept. 4, 2014, at Seattle (9, 3 yards)

#### PASSING

##### **400 Yards Passing, Individual**

BY PACKERS — Aaron Rodgers, Oct. 26, 2014, at New Orleans (418 yards)  
BY OPPONENT — Colin Kaepernick, Sept. 8, 2013, at San Francisco (412 yards)

##### **300 Yards Passing, Individual**

BY PACKERS — Aaron Rodgers, Dec. 21, 2014, at Tampa Bay (318 yards)  
BY OPPONENT — Matt Ryan, Dec. 8, 2014, vs. Atlanta (375 yards)

##### **Six Touchdown Passes, Individual**

BY PACKERS — Aaron Rodgers, Nov. 9, 2014, vs. Chicago (1, 4, 73, 40, 56, 18 yards)  
BY OPPONENT — Tommy Kramer, Sept. 28, 1986, at Minnesota (23, 13, 36, 2, 17, 7 yards)

##### **Five Touchdown Passes, Individual**

BY PACKERS — Aaron Rodgers, Nov. 9, 2014, vs. Chicago (1, 4, 73, 40, 56, 18 yards)  
BY OPPONENT — Matthew Stafford, Jan. 1, 2012, vs. Detroit (8, 13, 2, 5, 12 yards)

##### **Four Touchdown Passes, Individual**

BY PACKERS — Aaron Rodgers, Nov. 9, 2014, vs. Chicago (1, 4, 73, 40, 56, 18 yards)  
BY OPPONENT — Matt Ryan, Dec. 8, 2014, vs. Atlanta (5, 22, 1, 2 yards)

##### **Three Touchdown Passes, Individual**

BY PACKERS — Aaron Rodgers, Sept. 13, 2015, at Chicago (13, 1, 5 yards)  
BY OPPONENT — Matt Ryan, Dec. 8, 2014, vs. Atlanta (5, 22, 1, 2 yards)

##### **Six Interceptions Thrown, Individual**

BY PACKERS — Tom O'Malley, Sept. 17, 1950, vs. Detroit  
BY OPPONENT — Don Horn, Sept. 26, 1971, vs. Denver at Milw.

##### **Five Interceptions Thrown, Individual**

BY PACKERS — Brett Favre, Oct. 30, 2005, at Cincinnati  
BY OPPONENT — Rich Gannon, Oct. 28, 1990, vs. Minnesota at Milw.

##### **Four Interceptions Thrown, Individual**

BY PACKERS — Brett Favre, Dec. 25, 2005, vs. Chicago  
BY OPPONENT — Jay Cutler, Sept. 13, 2012, vs. Chicago

#### RECEIVING

##### **10 or More Receptions, Individual**

BY PACKERS — Randall Cobb, Dec. 21, 2014, at Tampa Bay (11 receptions)  
BY OPPONENT — Julio Jones, Dec. 8, 2014, vs. Atlanta (11 receptions)

##### **200 Yards Receiving, Individual**

BY PACKERS — Jordy Nelson, Sept. 14, 2014, vs. N.Y. Jets (209 yards)  
BY OPPONENT — Julio Jones, Dec. 8, 2014, vs. Atlanta (259 yards)

##### **100 Yards Receiving, Individual**

BY PACKERS — Randall Cobb (131 yards) and Jordy Nelson (113 yards), Dec. 21, 2014, at Tampa Bay  
BY OPPONENT — Julio Jones, Dec. 8, 2014, vs. Atlanta (259 yards)

##### **100 Yards Receiving, One Half, Individual**

BY PACKERS — Jordy Nelson, Nov. 16, 2014, vs. Philadelphia (109 yards in first half)  
BY OPPONENT — Julio Jones, Dec. 8, 2014, vs. Atlanta (159 yards in second half)

##### **Two 100-Yard Receivers**

BY PACKERS — Randall Cobb (131 yards) and Jordy Nelson (113 yards), Dec. 21, 2014, at Tampa Bay  
BY OPPONENT — Calvin Johnson (244 yards) and Brandon Pettigrew (116 yards), Jan. 1, 2012, vs. Detroit

##### **Four Touchdown Receptions, Individual**

BY PACKERS — Sterling Sharpe, Nov. 24, 1994, at Dallas (1, 36, 30, 5 yards)  
BY OPPONENT — Never

##### **Three Touchdown Receptions, Individual**

BY PACKERS — James Jones, Dec. 16, 2012, at Chicago (29, 8, 6 yards)  
BY OPPONENT — Vincent Jackson, Nov. 6, 2011, at San Diego (23, 5, 29 yards)

##### **Two Touchdown Receptions, Individual**

BY PACKERS — James Jones, Sept. 13, 2015, at Chicago (13, 1 yards)  
BY OPPONENT — Calvin Johnson, Dec. 28, 2014, vs. Detroit (20, 4 yards)

#### INTERCEPTIONS

##### **Four Interceptions, Individual**

BY PACKERS — Willie Buchanon, Sept. 24, 1978, at San Diego  
BY OPPONENT — Never

##### **Three Interceptions, Individual**

BY PACKERS — Tom Flynn, Oct. 28, 1984, vs. Detroit  
BY OPPONENT — Vencie Glenn, Dec. 27, 1992, at Minnesota

##### **Two Interceptions, Individual**

BY PACKERS — Morgan Burnett, Dec. 2, 2012, vs. Minnesota  
BY OPPONENT — Bacarri Rambo, Dec. 14, 2014, at Buffalo

##### **Interception Returned for Touchdown**

BY PACKERS — Julius Peppers, Nov. 16, 2014, vs. Philadelphia (52 yards)  
BY OPPONENT — Cortez Allen, Dec. 22, 2013, vs. Pittsburgh (40 yards)

#### TOUCHDOWNS

##### **Five Touchdowns, Individual**

BY PACKERS — Paul Hornung, Dec. 12, 1965, at Baltimore (2-, 9-, 3-yard runs; 50-, 65-yard receptions)  
BY OPPONENT — Never

##### **Four Touchdowns, Individual**

BY PACKERS — Dorsey Levens, Jan. 2, 2000, vs. Arizona (8-, 1-, 5-, 1-yard runs)  
BY OPPONENT — DeAngelo Williams, Nov. 30, 2008, vs. Carolina (1-, 1-, 1-, 1-yard runs)

##### **Three Touchdowns, Individual**

BY PACKERS — James Jones, Dec. 16, 2012, at Chicago (29-, 8-, 6-yard receptions)  
BY OPPONENT — Matt Forte, Dec. 29, 2013, at Chicago (4-yard reception; 5-, 1-yard runs)

## THE LAST TIME

### **FIELD GOALS/PATS**

#### **Five Field Goals Made, Individual**

BY PACKERS — Mason Crosby, Oct. 6, 2013, vs. Detroit (26, 52, 31, 42, 45 yards)  
BY OPPONENT — Dan Bailey, Dec. 15, 2013, at Dallas (47, 23, 43, 50, 50 yards)

#### **Four Field Goals Made, Individual**

BY PACKERS — Mason Crosby, Nov. 30, 2014, vs. New England (32, 35, 33, 28 yards)  
BY OPPONENT — Dan Carpenter, Dec. 14, 2014, at Buffalo (27, 51, 35, 48 yards)

#### **60-Yard Field Goal**

BY PACKERS — Never  
BY OPPONENT — David Akers, Sept. 9, 2012, vs. San Francisco (63 yards)

#### **50-Yard Field Goal**

BY PACKERS — Mason Crosby, Dec. 8, 2014, vs. Atlanta (53 yards)  
BY OPPONENT — Robbie Gould, Sept. 13, 2015, at Chicago (50 yards)

#### **Blocked Field-Goal Attempt**

BY PACKERS — Brad Jones, Dec. 8, 2014, vs. Atlanta (53-yard Matt Bryant attempt)  
BY OPPONENT — Isa Abdul-Quddus, Dec. 28, 2014, vs. Detroit (52-yard Mason Crosby attempt)

#### **Two-Point Conversion**

BY PACKERS — Randall Cobb, Sept. 14, 2014, vs. N.Y. Jets (pass from Aaron Rodgers)  
BY OPPONENT — Charles Johnson, Nov. 23, 2014, at Minnesota (pass from Teddy Bridgewater)

#### **Point After Touchdown Missed**

BY PACKERS — Mason Crosby, Dec. 8, 2014, vs. Atlanta (blocked, fifth attempt)  
BY OPPONENT — Mike Nugent, Sept. 22, 2013, at Cincinnati (blocked, fourth attempt)

#### **Blocked Point After Touchdown**

BY PACKERS — Datone Jones, Sept. 22, 2013, at Cincinnati (Mike Nugent, fourth attempt)  
BY OPPONENT — Ra'Shede Hageman, Dec. 8, 2014, vs. Atlanta (Mason Crosby, fifth attempt)

### **PUNTING**

#### **70-Yard Punt**

BY PACKERS — Tim Masthay, Dec. 18, 2011, at Kansas City (71 yards)  
BY OPPONENT — Jon Ryan, Sept. 24, 2012, at Seattle (73 yards)

#### **60-Yard Punt**

BY PACKERS — Tim Masthay, Dec. 14, 2014, at Buffalo (63 yards)  
BY OPPONENT — Brad Nortman, Oct. 19, 2014, vs. Carolina (67 yards)

#### **Blocked Punt**

BY PACKERS — Jamari Lattimore, Nov. 4, 2013, vs. Chicago (Adam Podlesh, punter)  
BY OPPONENT — Bryan Braman, Nov. 16, 2014, vs. Philadelphia (Tim Masthay, punter)

#### **10 Punts, Individual**

BY PACKERS — Jon Ryan, Nov. 19, 2006, vs. New England (10 punts; 459 yards)  
BY OPPONENT — Chris Kluwe, Dec. 21, 2006, vs. Minnesota (10 punts; 434 yards)

#### **No Punts**

BY PACKERS — Oct. 26, 2014, at New Orleans  
BY OPPONENT — Oct. 26, 2014, at New Orleans

### **OTHER SPECIAL TEAMS**

#### **Kickoff Returned for Touchdown**

BY PACKERS — Randall Cobb, Sept. 8, 2011, vs. New Orleans (108 yards)  
BY OPPONENT — Chris Williams, Nov. 9, 2014, vs. Chicago (101 yards)

#### **Punt Returned for Touchdown**

BY PACKERS — Micah Hyde, Dec. 28, 2014, vs. Detroit (55 yards)  
BY OPPONENT — Marcus Thigpen, Dec. 14, 2014, at Buffalo (75 yards)

#### **Blocked (Opponent) Field Goal Returned for Touchdown**

BY PACKERS — Willie Buchanon, Dec. 17, 1972, at New Orleans (57 yards)  
BY OPPONENT — Shawn Springs, Nov. 1, 1999, vs. Seattle (61 yards)

#### **Blocked Punt Returned for Touchdown**

BY PACKERS — Dezman Moses, Oct. 28, 2012, vs. Jacksonville (0 yards; Bryan Anger, punter)  
BY OPPONENT — DeVier Posey, Oct. 14, 2012, at Houston (0 yards; Tim Masthay, punter)

#### **Recovered Own Onside Kick Attempt**

BY PACKERS — Jamari Lattimore, Nov. 4, 2013, vs. Chicago (Mason Crosby, kicker)  
BY OPPONENT — Darrell Stuckey, Nov. 6, 2011, at San Diego (Nick Novak, kicker)

### **OTHER DEFENSE**

#### **Shutout Posted**

BY PACKERS — Oct. 31, 2010, at N.Y. Jets (9-0)  
BY OPPONENT — Nov. 19, 2006, vs. New England (35-0)

#### **Fumble Returned for Touchdown**

BY PACKERS — Casey Hayward, Nov. 16, 2014, vs. Philadelphia (49 yards)  
BY OPPONENT — Don Carey, Sept. 21, 2014, at Detroit (40 yards)

#### **Safety Scored**

BY PACKERS — Team, Dec. 28, 2014, vs. Detroit (Matthew Stafford penalized for intentional grounding in end zone)  
BY OPPONENT — Buffalo, Dec. 14, 2014, at Buffalo (Eddie Lacy recovered in end zone, play blown dead)

#### **Five Sacks, Individual**

BY PACKERS — Vonnie Holliday, Dec. 22, 2002, vs. Buffalo  
BY OPPONENT — Antwan Odom, Sept. 20, 2009, vs. Cincinnati

#### **Four Sacks, Individual**

BY PACKERS — Kabeer Gbaja-Biamila, Jan. 2, 2005, at Chicago  
BY OPPONENT — Chris Clemons, Sept. 24, 2012, at Seattle

#### **Three Sacks, Individual**

BY PACKERS — A.J. Hawk, Oct. 13, 2013, at Baltimore  
BY OPPONENT — Shea McClellin, Nov. 4, 2013, vs. Chicago

### **MISCELLANEOUS**

#### **No Penalties**

BY PACKERS — Nov. 4, 2013, vs. Chicago  
BY OPPONENT — Dec. 14, 1997, at Carolina

#### **Game Without Touchdown**

BY PACKERS — Dec. 12, 2010, at Detroit  
BY OPPONENT — Oct. 16, 2011, vs. St. Louis

#### **50 Points, Game**

BY PACKERS — 53, Nov. 16, 2014, vs. Philadelphia  
BY OPPONENT — 51, Nov. 24, 2008, at New Orleans

#### **40 Points, Game**

BY PACKERS — 43, Dec. 8, 2014, vs. Atlanta  
BY OPPONENT — 44, Oct. 26, 2014 at New Orleans

#### **500 Yards Total Offense**

BY PACKERS — 502, Dec. 8, 2014, vs. Atlanta  
BY OPPONENT — 561, Nov. 28, 2013, at Detroit

#### **Tie Game**

Green Bay 26, Minnesota 26, Nov. 24, 2013



GREEN BAY 31, CHICAGO 23

Soldier Field, Sunday, Sept. 14, 2015. Attendance: 62,442. Time: 3:15. Weather: 68° F, Humidity: 39 percent. Wind: WNW 11 mph

GAME 1

CHICAGO - Aaron Rodgers saw James Jones go up for a one-handed touchdown catch and experienced a few flashbacks: Like they had stepped back in time. Rodgers threw for three touchdowns, two to Jones, and the Green Bay Packers beat Chicago 31-23 to spoil John Fox's debut as Bears coach Sunday afternoon. The Packers got all they could handle from the rebuilding Bears but took control down the stretch to beat them for the 10th time in 11 games, including the postseason.

Rodgers improved to 13-3 lifetime against Chicago. The 2014 MVP completed 18 of 23 passes for 189 yards. Jones, who spent seven seasons in Green Bay before signing with Oakland last year, caught four passes for 51 yards. That included a one-handed grab on a 13-yard score late in the first quarter that left Rodgers flashing back to 2012, when Jones led the league with 14 TD catches. He added a 1-yarder in the third - a good start after being released by the Raiders in the spring and by the New York Giants on the final roster cut. With Jordy Nelson (knee) out for the season, the Packers were quick to bring back Jones.

Randi Cobb, hampered late in the preseason by a sprained right shoulder, had 38 yards receiving. He caught a 5-yard touchdown that made it 24-16 early in the fourth quarter, and Clay Matthews sealed the win by intercepting Jay Cutler at the Green Bay 20 and returning it 42 yards. Eddie Lacy ran for 86 yards and a late touchdown. Julius Peppers chipped in with 1 1/2 sacks for the four-time defending NFC North champions. The Bears, assembled starting over under Fox and new general manager Ryan Pace after a five-win season, kept their one close though Cutler had a tough afternoon. He was 18 of 36 for 225 yards, with that late interception by Matthews. He also threw a 24-yard touchdown to Martellus Bennett with 34 seconds left, but Green Bay recovered the onside kick.

Matt Forte ran for 141 yards - 105 in the first half - and a touchdown. Alston Jeffery caught five passes for 78 yards after missing the preseason because of a left calf injury. Green Bay, which outscored the Bears 93-31 over two games last season and beat them at Soldier Field for their 700th win, trailed 13-10 at the half. Rodgers finished a third-quarter drive with a 1-yard slant to Jones and Gould answered with a 44-yard field goal, cutting it to 17-16. Rodgers made it 24-16 early in the fourth when he hit Cobb with a 5-yard pass, capping a 16-play drive. But the Bears stalled at the 2 after Cutler's 50-yard pass to Marquess Wilson. Cutler overthrew Eddie Royal in the end zone on fourth down after Chicago opted not to try a field goal.

OFFICIALS — Referee: Craig Wrosted (4); Umpire: Roy Ellison (81); Head Linesman: Mark Hittner (28); Line Judge: Julian Mepp (10); Side Judge: Jeff Lambern (21); Field Judge: Steve Zimmer (33); Back Judge: Lee Dyer (27); Huddle Official: Al Hyman

STARTING LINEUPS

Table with columns for Green Bay Packers and Chicago Bears, listing players and their positions (WR, RB, QB, TE, OL, DL, LB, DE, FS, CB).

GREEN BAY SUBSTITUTIONS — K 2 M.Crosby, P 8 T.Masthay, FB 22 A.Ripkowski, CB 23 D.Randall, CB 24 Q.Rollins, CB 29 C.Hayward, FB 30 J.Kuhm, S 32 C.Banjo, CB 39 D.Goodson, RB 44 J.Strain, LB 51 N.Palmer, LB 53 N.Perry, LS 61 B.Goder, TG 67 D.Berley, C/G 73 J.Tretter, G 79 J.Walker, TE 81 A.Quarless, WR 88 T.Montgomery, LB 91 J.Elliott, DT 93 J.Boyd, LB 99 B.Gaston. DID NOT PLAY — OB 16 S.Tolden, INACTIVES — OB 7 B.Hundley, CB 96 L.Gunter, S 42 M.Burnett, RB 46 A.Harris, LB 55 A.Mulumba, G 65 L.Taylor, TE 86 K.Backman.

FIELD GOALS (Made (& missed))

Table showing field goal statistics for Green Bay Packers (R.Gould) and Chicago Bears (F.Gould), including attempts, made, missed, and yards.

GREEN BAY DEFENSIVE STATISTICS (official)

Table showing defensive statistics for Green Bay Packers, including TFL, Int, Sack, QBH, FF, FF, Int, PD, and various other metrics.

Summary table for Green Bay Packers and Chicago Bears, listing statistics for Rushing, Passing, Punting, and Interceptions.

Summary table for Fumbles, Kick Returns, Punt Returns, and Punt Blocks for Green Bay Packers and Chicago Bears.

Summary table for Total First Downs, Rushing, Passing, and Net Yards for Green Bay Packers and Chicago Bears.



## **17 Davante Adams, WR, 2nd Year, Fresno State**

- Played in all 16 games with 11 starts as a rookie in 2014, hauling in 38 receptions for 446 yards (11.7 avg.) and three TDs.
- Registered 121 receiving yards in the Week 13 win vs. New England, the most by a Green Bay rookie since WR Sterling Sharpe's 124-yard effort vs. Detroit on Nov. 20, 1988.
- Set franchise postseason single-game records for the most catches and receiving yards by a rookie when he posted seven grabs for 117 yards (16.7 avg.) and a TD in the NFC Divisional playoff victory vs. Dallas.
- ▶**at Chicago Bears (Sept. 13):** Started and led the team with 59 receiving yards on four catches (14.8 avg.), highlighted by his 25-yard sideline grab early in the third quarter down to the Chicago 6 that set up QB Aaron Rodgers' 1-yard TD pass to WR James Jones two plays later... Added a 21-yard grab in the second quarter...With 34 seconds remaining and the Packers leading 31-23, fielded K Robbie Gould's onside kick at the Chicago 46 to seal the victory.

## **86 Kennard Backman, TE, Rookie, Alabama-Birmingham**

- Started 37 of 48 games played in his four-year career at the University of Alabama-Birmingham.
- Finished his career with 96 receptions for 979 yards (10.2 avg.) and seven touchdowns. Registered at least one catch in 25 of his final 26 games.
- Set career highs in starts (12), receptions (team-high 39) and receiving yards (399) as a senior, earning second-team All-Conference USA honors.
- ▶**at Chicago Bears (Sept. 13):** Inactive (healthy scratch).

## **69 David Bakhtiari, T, 3rd Year, Colorado**

- Has started all 33 games at left tackle for the Packers in his first two seasons in the league and was named a Pro Bowl alternate in 2014.
- In 2013, became the first rookie to start every game at LT for Green Bay since the league went to a 16-game schedule in 1978.
- By starting at San Francisco in the 2013 season opener, he became just the fourth Green Bay rookie to start at LT in Week 1 since the 1970 AFL-NFL merger and the first since Ken Ruettgens in 1985.
- ▶**at Chicago Bears (Sept. 13):** Started at LT and played all 60 snaps as the offensive line didn't allow a sack of QB Aaron Rodgers...Protected Rodgers as he threw for 189 yards and three TDs on 18-of-23 passing for a 140.5 passer rating...Helped clear holes for a ground game that produced 133 yards on 30 carries (4.4 avg.), highlighted by RB Eddie Lacy's 85 yards on 19 attempts (4.5 avg.).

## **32 Chris Banjo, S, 2nd Year, Southern Methodist**

- Finished the 2014 season on the active roster, recording three special teams tackles in the final three regular-season games. Tied for second on the team with three special teams tackles in two postseason contests. Spent the first 13 games of the 2014 season on the practice squad.
- Appeared in 16 games with one start as a rookie in 2013, recording 15 tackles (12 solo) and a pass defended. Finished second on the team with 10 tackles on special teams.
- Was one of three rookie free agents to make the 2013 opening-day roster after a strong preseason that saw him rank fifth on the team with 10 tackles (nine solo) and a sack.
- ▶**at Chicago Bears (Sept. 13):** Played 14 snaps on special teams.

## **67 Don Barclay, T/G, 4th Year, West Virginia**

- Missed the entire 2014 campaign after sustaining a season-ending knee injury in practice on Aug. 5, 2014.
- Started a career-high 14 games at right tackle in 2013.
- Appeared in all 16 contests in 2012, the only Green Bay rookie on the offensive side of the ball to do so, and opened the final four regular-season games and both playoff contests at RT.
- ▶**at Chicago Bears (Sept. 13):** Played five snaps on special teams, appearing on the line on extra points and K Mason Crosby's lone FG of the afternoon.

## **58 Sam Barrington, LB, 3rd Year, South Florida**

- Started seven of 14 games played in 2014 (four at MLB, three at BLB) and recorded 68 tackles, one sack, four QB hits, five pressures and two passes defended as well as three tackles on special teams.
- Led Green Bay in both tackles (15) and solo tackles (12) in the 2014 postseason.
- Appeared in seven games as a rookie in 2013, seeing time exclusively on special teams before sustaining a season-ending hamstring injury vs. Chicago in Week 9.
- ▶**at Chicago Bears (Sept. 13):** Started at BLB, but departed the game in the first quarter due to an ankle injury and did not return...Recorded one solo tackle.

## **93 Josh Boyd, DT, 3rd Year, Mississippi State**

- Played in 15 games with four starts in 2014, recording 34 tackles (18 solo), four QB hits and four pressures. Also started one of two postseason contests.
- Appeared in nine games as a rookie in 2013, seeing increased playing time down the stretch as he was active for the final seven contests.
- Posted eight tackles (four solo) on the season, with an additional two tackles (one solo) in the NFC Wild Card game vs. San Francisco.
- ▶**at Chicago Bears (Sept. 13):** Played 23 snaps on defense, registering one solo tackle, and five snaps on special teams.

## **75 Bryan Bulaga, T, 6th Year, Iowa**

- Started all 15 games he appeared in last season, a career high, and helped the offense rank No. 1 in the league in scoring (30.4), No. 6 in yards per game (386.1) and tied for No. 1 in giveaways with a franchise-record 13.
- Played in 37 games with 33 starts at right tackle in his first three seasons as a pro.
- ▶**at Chicago Bears (Sept. 13):** Started at RT and played all 60 snaps as the offensive line didn't allow a sack of QB Aaron Rodgers...Protected Rodgers as he threw for 189 yards and three TDs on 18-of-23 passing for a 140.5 passer rating...Helped clear holes for a ground game that produced 133 yards on 30 carries (4.4 avg.), highlighted by RB Eddie Lacy's 85 yards on 19 attempts (4.5 avg.).

## **42 Morgan Burnett, S, 6th Year, Georgia Tech**

- Has started 66 games (including playoffs) between the two safety positions since the start of 2011.
- Recorded his fourth straight 100-tackle season in 2014 with a team-high 125 tackles (99 solo).
- Is the only Packer to surpass 100 tackles each of the last four seasons (2011-14).
- ▶**at Chicago Bears (Sept. 13):** Inactive (calf).

## **21 Ha Ha Clinton-Dix, S, 2nd Year, Alabama**

- Played in all 16 games in 2014, starting the final 10 (nine at FS, one at SS). It was the most starts by a Green Bay rookie safety since Nick Collins opened all 16 in 2005.
- Ranked No. 2 on the team in tackles with 95 (73 solo) and was named to the PFWA's All-Rookie team.
- Started both postseason contests and was tied for No. 2 on the team with 13 tackles while leading the Packers with two interceptions.
- ▶**at Chicago Bears (Sept. 13):** Started at FS and was one of three defensive players to play all 77 snaps on the afternoon...Led the safeties with six tackles (five solo), and added two tackles on special teams.

## **18 Randall Cobb, WR, 5th Year, Kentucky**

- Started all 16 games in 2014 and posted career highs in catches (91), receiving yards (1,287) and receiving TDs (12) on his way to earning his first career Pro Bowl selection (injury replacement for WR Dez Bryant).
- Became just the fifth player in franchise history to register 90-plus receptions in a season, joining WRs Sterling Sharpe, Robert Brooks, Donald Driver and Jordy Nelson.
- Was tied for No. 4 in the NFL in TD catches in '14 and led the league with

10 receiving TDs in the red zone.

► **at Chicago Bears (Sept. 13):** Started and appeared on 54 of 60 snaps as he played through an injured shoulder...Led the team with five catches for 38 yards (7.6 avg.), highlighted by a 5-yard TD catch early in the fourth quarter that gave the Packers a 24-16 lead...Was lined up in the slot on the play and beat CB Sherrick McManis on an out-and-up move, getting both feet in bounds on the side of the end zone despite being interfered with by McManis.

### **2 Mason Crosby, K, 9th Year, Colorado**

- With 1,044 career points, ranks No. 2 on the all-time franchise scoring list, just 11 points shy of surpassing K Ryan Longwell (1,054).

- Set an NFL record with 1,037 points in his first eight seasons (2007-14), topping the previous league record held by New England K Stephen Gostkowski (1,023, 2006-2013).

- Holds the all-time franchise mark for combined points (regular season/postseason) with 1,145.

- Is one of only three players in league history to register three or more 140-point seasons (Gostkowski, David Akers).

► **at Chicago Bears (Sept. 13):** Connected on his lone FG attempt of the afternoon, a 37-yarder in the second quarter, and all four of his extra-point attempts...Posted three touchbacks on six kickoffs.

### **76 Mike Daniels, DT, 4th Year, Iowa**

- Started all 16 games for the first time in his career in 2014 and registered a career-high 69 tackles. His 5½ sacks led the Packers defensive line and were No. 3 on the team.

- Paced Green Bay in both QB hits (19) and pressures (22) in 2014.

- Became a prominent part of the rotation on the defensive line in his second season in 2013, playing in all 16 games with one start and serving as one of the featured interior rushers in the team's nickel defense.

► **at Chicago Bears (Sept. 13):** Started at DT and posted four tackles (one solo), a QB hit and a pressure.

### **91 Jayrone Elliott, LB, 2nd Year, Toledo**

- After making the 53-man roster, played in 13 regular-season games and both postseason contests as a rookie in 2014, contributing primarily on special teams.

- Finished the season with 15 special teams tackles, No. 1 among Packers rookies and No. 2 on the team behind S Sean Richardson (17).

- Posted a team-high six tackles on special teams during the postseason.

► **at Chicago Bears (Sept. 13):** Played a team-high 21 snaps on special teams and 19 on defense...Recorded a career-high two tackles (both solo) on defense and added a pressure as he chased QB Jay Cutler out of the pocket to force an incompletion on Chicago's opening drive...Added a tackle on special teams.

### **99 Bruce Gaston, DT, 2nd Year, Purdue**

- Was a gameday inactive for the Packers' final four games of the regular season and both playoff contests in 2014.

- Was signed by Green Bay to the active roster from the Arizona's practice squad in December 2014. Also spent time on the active rosters of the Cardinals and Dolphins last season.

- Entered the league as a non-drafted free agent with Arizona in May 2014 after lettering all four years at Purdue, where he played in 50 games with 44 starts.

► **at Chicago Bears (Sept. 13):** Played five snaps on defense.

### **61 Brett Goode, LS, 8th Year, Arkansas**

- One of only two Packers (K Mason Crosby) to appear in all 112 regular-season games from 2008-14.

- Has appeared in all 112 regular-season games and 11 playoff contests since joining the club, having recorded 12 coverage tackles and a fumble recovery in his seven seasons, including a career-best five tackles in 2010.

- Has snapped for all six of the longest field goals in franchise history (all by Crosby).

► **at Chicago Bears (Sept. 13):** Handled snapping duties for P Tim Masthay's two punts and K Mason Crosby's four extra points and FG.

### **39 Demetri Goodson, CB, 2nd Year, Baylor**

- Saw action in six games and was inactive for 10 contests and both post-season games as a rookie last season.

- Registered six special teams tackles, No. 2 on the team among rookies behind only LB Jayrone Elliott.

- Earned honorable mention All-Big 12 recognition as a senior in 2013, appearing in 11 games with 10 starts and posting career highs in tackles (26), interceptions (three) and passes defended (16).

► **at Chicago Bears (Sept. 13):** Played nine snaps on special teams.

### **36 LaDarius Gunter, CB, Rookie, Miami**

- One of two rookie free agents to make Green Bay's opening-day roster, joining RB Alonzo Harris.

- Registered a team-high five passes defended and an interception for Green Bay during the preseason.

- Lettered all three years at Miami, starting 30 of 37 games played and recording 111 tackles (76 solo), three tackles for a loss, a forced fumble, two fumble recoveries, six interceptions and 18 pass breakups.

► **at Chicago Bears (Sept. 13):** Inactive (healthy scratch).

### **46 Alonzo Harris, RB, Rookie, Louisiana-Lafayette**

- One of two rookie free agents to make Green Bay's opening-day roster, joining CB LaDarius Gunter.

- Rushed for 85 yards on 21 carries (4.0 avg.) during the preseason, highlighted by a 25-yard TD run.

- Posted 3,330 rushing yards on 704 carries (4.7 avg.) at Louisiana-Lafayette, the third-highest yardage total in school history, and added 44 rushing TDs.

► **at Chicago Bears (Sept. 13):** Inactive (healthy scratch).

### **29 Casey Hayward, CB, 4th Year, Vanderbilt**

- Tied for No. 1 on the Packers in INTs (three, CB Tramon Williams) and was No. 2 in fumble recoveries (two) in 2014.

- Tied for No. 1 on the team (LB Julius Peppers) and No. 7 in the NFL in 2014 for total takeaways with five (three INTs, two fumble recoveries).

- In 2014, was one of only two players in the NFL to register an INT return for a TD and a fumble recovery for a TD (DE J.J. Watt).

► **at Chicago Bears (Sept. 13):** Played 66 snaps on defense and registered two tackles (one solo) and a pass defended, breaking up a QB Jay Cutler pass intended for WR Eddie Royal late in the first half.

### **7 Brett Hundley, QB, Rookie, UCLA**

- Finished second in the NFL with a 129.6 passer rating during the pre-season, connecting on 45 of 65 passes (69.2 percent) for a league-high seven TDs with one INT.

- Finished his career at UCLA ranked No. 1 in school history in passing TDs (75), total offense (11,713 yards) and completions (837) despite playing just three seasons for the Bruins.

- Ranks No. 2 in school annals in passing yards (9,966), 300-yard passing games (10), rushing yards by a QB (1,747) and rushing TDs by a QB (30).

► **at Chicago Bears (Sept. 13):** Inactive (healthy scratch).

### **33 Micah Hyde, DB, 3rd Year, Iowa**

- Is tied for No. 1 in franchise history (Desmond Howard, Will Blackmon) with three career punt returns for TDs.

- Averaged 15.8 yards on 14 punt returns in 2014, No. 1 in the NFL among players with 14-plus returns and No. 3 in franchise history (min. 14 returns) for a single season, trailing only Billy Grimes (19.1 in 1950) and Willie Wood (16.1 in 1961).

- In 2014, set career highs in starts (12), total tackles (55), solo tackles (46) and passes defended (12). Also registered the first two interceptions of his career last season.

► **at Chicago Bears (Sept. 13):** Started at SS in place of an injured Morgan Burnett and was one of three defensive players to appear on all 77 snaps...Posted four tackles (all solo) and also served as the team's punt returner, but did not have any returns.



### **83 Jeff Janis, WR, 2nd Year, Saginaw Valley State**

- Led the team with three TD catches during the 2015 preseason, finishing with 10 receptions for 149 yards (14.9 avg.).
  - Appeared in three contests as a rookie in 2014, posting two receptions for 16 yards (8.0 avg.).
  - Was inactive (healthy scratch) for the other 13 regular-season games and both playoff contests.
- ▶**at Chicago Bears (Sept. 13):** Played nine snaps on special teams and one on offense.

### **95 Datone Jones, DE, 3rd Year, UCLA**

- Played in 13 games with three starts and appeared in both playoff contests in 2014. Ranked No. 4 on the team in pressures (15) and tied for No. 5 in QB hits (eight) during the regular season.
  - In the 2014 postseason contest against Dallas, became the first Packer to register a blocked FG and a fumble recovery in a playoff game.
  - Was one of four Packers to appear in all 16 games as a rookie in 2013, joining T David Bakhtiari, S Chris Banjo and CB Micah Hyde.
- ▶**at Chicago Bears (Sept. 13):** Did not play (reserve/suspended).

### **89 James Jones, WR, 9th Year, San Jose State**

- Re-signed with the Packers in September 2015, returning to the team that he spent his first seven seasons in the league (2007-13) with before joining Oakland in 2014.
  - Ranks 12th in franchise history in receiving yards (4,356), 13th in receptions (314) and tied for 11th in receiving TDs (39).
  - Led the NFL with 14 TD catches in 2012, the first Packer to lead the league in the category since WR Sterling Sharpe did so with his franchise-record 18 in 1994.
- ▶**at Chicago Bears (Sept. 13):** In his first game back in a Green Bay uniform, started as the third WR and led the team with two TD receptions as part of a four-catch, 51-yard (12.8 avg.) afternoon...Became the first Packer to have two TD catches in a season opener since WR Antonio Freeman in 1998...Late in the first quarter, was split out wide to the left and made a leaping grab with his left hand over CB Alan Ball for the 13-yard score on the side of the end zone to put Green Bay up, 7-3...On his second TD, which came early in the third quarter, was split out left again and beat Ball on a slant for the 1-yard score...Caught a team-long 34-yard pass from Rodgers in the second quarter with Ball covering him.

### **30 John Kuhn, FB, 10th Year, Shippensburg**

- Has played in 124 games with the Packers (2007-14), the most by an offensive player on the team over that span.
  - Selected to the Pro Bowl in 2014, his second career selection (2011), and was named first-team All-Pro by *The Associated Press* for the first time in his career. Became the first Green Bay fullback since William Henderson in 2004 to be named to the Pro Bowl and earn first-team All-Pro honors in the same season.
  - Has blocked for a 1,000-yard rusher in four of his last seven seasons (Ryan Grant, 2008-09; Eddie Lacy, 2013-14).
- ▶**at Chicago Bears (Sept. 13):** Played seven snaps on offense and six on special teams.

### **27 Eddie Lacy, RB, 3rd Year, Alabama**

- Holds the franchise record for the most total TDs (24) and the most rushing yards (2,317) by a player in his first two seasons in the NFL (2013-14).
  - With 1,139 rushing yards in 2014, became just the fifth player in franchise history to register back-to-back 1,000-yard rushing seasons.
  - Registered 100-plus yards from scrimmage in each of the last nine games last season, the longest streak in team history.
  - Was named the NFL Offensive Rookie of the Year by *The Associated Press* in 2013, joining RB John Brockington (1971) as the only Packers to win the award since its inception in 1957.
- ▶**at Chicago Bears (Sept. 13):** Paced the offense with 85 yards on 19 attempts (4.5 avg.), including a 2-yard TD plunge with just under two minutes remaining that gave Green Bay a 31-16 lead...Rushed for five first downs and added two catches for 14 yards (7.0 avg.), highlighted by a

one-handed grab late in the first quarter...Extended to make the catch with his left hand on a shovel pass from QB Aaron Rodgers to pick up 9 yards and the first down.

### **70 T.J. Lang, G, 7th Year, Eastern Michigan**

- Has started 64 games over the past four-plus seasons (2011-15), the most by any Green Bay player on the offensive side of the ball over that span.
  - Opened all 16 contests at RG in 2014 and was named a Pro Bowl alternate for the first time in his career.
  - Has started 67 games during his career, opening contests at four different positions (33 at RG, 27 at LG, five at RT, two at LT).
- ▶**at Chicago Bears (Sept. 13):** Started at RG and played all 60 snaps as the offensive line didn't allow a sack of QB Aaron Rodgers...Protected Rodgers as he threw for 189 yards and three TDs on 18-of-23 passing for a 140.5 passer rating...Helped clear holes for a ground game that produced 133 yards on 30 carries (4.4 avg.), highlighted by RB Eddie Lacy's 85 yards on 19 attempts (4.5 avg.).

### **63 Corey Linsley, C, 2nd Year, Ohio State**

- Started every game in 2014, becoming the first rookie center to do so for the Packers since the league went to a 16-game schedule in 1978.
  - Was named to the PFWA's All-Rookie team, the first Green Bay center to be honored since its inception in 1974.
  - Became the first Green Bay rookie to start at center in the season opener since the 1970 AFL-NFL merger.
  - Was the only player on offense to play every snap for the Packers in 2014.
- ▶**at Chicago Bears (Sept. 13):** Started at C and played all 60 snaps as the offensive line didn't allow a sack of QB Aaron Rodgers...Protected Rodgers as he threw for 189 yards and three TDs on 18-of-23 passing for a 140.5 passer rating...Helped clear holes for a ground game that produced 133 yards on 30 carries (4.4 avg.), highlighted by RB Eddie Lacy's 85 yards on 19 attempts (4.5 avg.).

### **8 Tim Masthay, P, 6th Year, Kentucky**

- Ranks No. 1 in team history (min. 150 attempts) in both career gross punting average (44.3) and career net punting average (38.2).
  - Ranks No. 1 in team annals (since 1976) for the most career punts placed inside the 20 with 114, having surpassed Craig Hentrich's mark of 104 last season.
  - Set a franchise record (since 1976) with a 38.95-yard net punting average in 2013, and holds the top four single-season marks (2010-13) in team annals.
  - His 45.6-yard gross average in 2011 set a franchise record, eclipsing the 45.0-yard mark set by Hentrich in 1997. Holds two of the top four single-season gross punting averages in team history (44.6 in 2013).
- ▶**at Chicago Bears (Sept. 13):** Punted twice for a 48.5-yard gross average and a 33.0-yard net...Had a long punt of 54 yards.

### **52 Clay Matthews, LB, 7th Year, Southern California**

- Ranks third in franchise history with 61.0 career sacks, trailing only DEs Kabeer Gbaja-Biamila (74.5) and Reggie White (68.5).
  - Started all 16 games for the first time in his career in 2014, opening four at LOLB, six at ROLB and six at MLB. Played on the inside for the first time in his career beginning in Week 10.
  - Named to his fifth career Pro Bowl in 2014 (the most by a Green Bay LB) after recording 69 tackles, a team-best 11.0 sacks (No. 12 in the NFL), an interception, two forced fumbles, six passes defensed, 17 QB hits (tied for No. 2 on the team) and 21 pressures (No. 2 on the team).
  - Joined Houston DE J.J. Watt and Denver OLB DeMarcus Ware as the only players in the league with at least one interception, one forced fumble and 10 sacks in 2014.
- ▶**at Chicago Bears (Sept. 13):** Started at MLB and made one of the critical plays in the game with just under four minutes remaining when he picked off QB Jay Cutler in Green Bay territory with the Packers protecting a 24-16 lead...On the play, was lined up on the inside and dropped to his left into coverage, stepping in front of TE Martellus Bennett at the Green

Bay 20 and returning the interception 42 yards as he took it down the left sideline before turning it up the field...It was the second-longest return of his career and the second straight year that he posted an INT return of 40-plus yards at Chicago (40-yard return, Sept. 28, 2014).

### **88 Ty Montgomery, WR, Rookie, Stanford**

- Finished his career at Stanford as the school's all-time leader in kickoff return yards with 2,493, besting Chris Owusu's mark of 2,132 yards from 2008-11.

- Posted 5,190 all-purpose yards with the Cardinal (334 rushing, 2,125 receiving, 238 PR, 2,493 KOR), the fourth most in school history behind Darrin Nelson, Glyn Milburn and Troy Walters.

- Earned second-team All-Pacific-12 honors as a return specialist and honorable mention All-Pac-12 recognition as a wide receiver as a senior in 2014.

►**at Chicago Bears (Sept. 13):** Served as the primary kickoff returner, posting a 35.3-yard average on his three returns...Registered a 41-yard return to the Chicago 39 on his first career return and later added a 46-yarder on the opening kick of the second half to help set up a Green Bay TD drive.

### **55 Andy Mulumba, LB, 3rd Year, Eastern Michigan**

- Saw action in two games on special teams in 2014 before being placed on season-ending injured reserve on Sept. 19 due to a knee injury.

- Appeared in 14 games with three starts as a rookie in 2013, recording 34 tackles (17 solo), a sack and a fumble recovery.

- One of three rookie free agents to make the opening-day roster in 2013, he was tied with CB Micah Hyde for the most starts by a Green Bay rookie on the defensive side of the ball with three. Was tied for No. 6 on the team with five tackles on special teams in '13.

►**at Chicago Bears (Sept. 13):** Inactive (healthy scratch).

### **96 Mike Neal, LB, 6th Year, Purdue**

- Has registered 14 sacks since 2012, tied for No. 3 on the team over that span with DT Mike Daniels.

- Was limited to just nine games as a pro due to injuries over the course of his first two seasons (2010-11), but has rebounded to play in 43 games with 14 starts over the last three seasons (2012-14), including all 16 contests in both 2013 and 2014.

- Enjoyed the finest season of his career in 2013 after transitioning to a hybrid OLB/DE role and going on to set new career highs in every major statistical category.

►**at Chicago Bears (Sept. 13):** Started at LOLB and played 55 snaps on the afternoon...Registered two tackles (both solo), including a stop of RB Matt Forte for a 1-yard loss on a third-quarter run.

### **51 Nate Palmer, LB, 3rd Year, Illinois State**

- Spent the entire 2014 season on injured reserve due to a knee injury sustained in the final preseason game.

- Appeared in eight games as a rookie in 2013, making two starts at OLB and registering 18 tackles (12 solo). Added a tackle on special teams.

- Made his first career start in Week 7 vs. Cleveland with Clay Matthews and Nick Perry both sidelined with injuries, and posted six tackles (three solo).

►**at Chicago Bears (Sept. 13):** Saw significant action in his hometown in relief of starting LB Sam Barrington, who left the game in the first quarter due to an ankle injury and did not return...Played 61 snaps and finished second on the team with a career-high nine tackles (six solo) and a pass defensed.

### **64 Mike Pennel, DT, 2nd Year, Colorado State-Pueblo**

- Made the team as a rookie free agent and played in 13 games in 2014. One of two non-drafted rookie free agents to be on the Packers' 53-man roster for Week 1 (LB Jayrone Elliott).

- Recorded 18 tackles, the second most among Packers rookies last season, trailing only Ha Ha Clinton-Dix (95).

►**at Chicago Bears (Sept. 13):** Opened at DE, the first start of his NFL

career, and played 13 snaps...Recorded two tackles (one solo).

### **56 Julius Peppers, LB, 14th Year, North Carolina**

- In his first season in Green Bay (2014), joined Houston DE J.J. Watt as the only players in the NFL to record a sack, a forced fumble, a fumble recovery, an interception and a defensive TD.

- In 2014, became the first LB in franchise history to post two TD returns on interceptions in the same season. Is the only player in NFL history with 100 sacks and four INT returns for TDs.

- Has been selected to the Pro Bowl eight times during his career (2004-06, 2008-12) and has been named first-team All-Pro by *The Associated Press* three times (2004, 2006, 2010). Was named to the NFL's All-Decade Team for the 2000s.

- Since entering the NFL in 2002, ranks No. 3 in the league in both sacks (127.0) and forced fumbles (43). His career sack total ranks No. 15 in NFL history (since 1982).

►**at Chicago Bears (Sept. 13):** Started at ROLB and registered 1.5 sacks, moving past LB Derrick Thomas (126.5) for No. 15 in NFL history... On the first sack, a 2-yarder on third down on Chicago's opening drive that was shared with DT B.J. Raji, fought off T Kyle Long to bring Cutler down as the Bears were forced to settle for a field goal...On Chicago's next possession, beat Long again on third down, this time bringing Cutler down on his own for a 10-yard loss to force a Chicago punt...Finished with five tackles (all solo) and a QB pressure.

### **53 Nick Perry, LB, 4th Year, Southern California**

- Set a career high with 15 games played in 2014. Appeared in both playoff contests, including his first postseason start, and finished No. 3 on the team with 1½ sacks.

- Battled injuries in each of his first two seasons, but was productive when healthy, tallying six sacks and three forced fumbles in his first 17 professional contests.

- Posted career highs in every statistical category in 2013, including starts (six), tackles (42), solo tackles (22), sacks (four) and forced fumbles (three).

►**at Chicago Bears (Sept. 13):** Played 31 snaps and registered an assisted tackle and a QB pressure.

### **81 Andrew Quarless, TE, 6th Year, Penn State**

- Appeared in all 16 games for the second straight season in 2014, opening a career-high 11 contests and posting career bests for receiving yards (323) and TD catches (three).

- Moved into a starting role in 2013 in Week 8 following TE Jermichael Finley's season-ending neck injury and responded with a career-best 32 catches for 312 yards (9.8 avg.) and two TDs.

- Sidelined for the entire 2012 campaign as he continued his rehabilitation from a significant knee injury sustained at the N.Y. Giants in Week 13 of the 2011 season.

►**at Chicago Bears (Sept. 13):** Played 24 snaps, helping to protect QB Aaron Rodgers as he was not sacked and threw for 189 yards and three TDs on 18-of-23 passing...Also helped clear the way for Green Bay's 133 rushing yards on 30 attempts (4.4 avg.).

### **90 B.J. Raji, DT, 7th Year, Boston College**

- Earned his first bid to the Pro Bowl in 2011, becoming the first Green Bay defensive tackle since Bob Brown in 1972 to be voted to the all-star team.

- Missed the entire 2014 season with a biceps injury suffered during a preseason game vs. Oakland (Aug. 22).

- Played in 70 games from 2010-13 (including playoffs), tied for the second most in the NFL by a defensive lineman over that span.

- Led all NFL nose tackles with 6½ sacks in 2010, the most recorded by a nose tackle since Minnesota's Ken Clarke posted seven in 1990 (according to STATS LLC).

►**at Chicago Bears (Sept. 13):** Started at NOSE and played 48 snaps.. Fought off a block by G Vladimir Ducasse to split a 2-yard sack of QB Jay Cutler with LB Julius Peppers on Chicago's opening drive, forcing the Bears to settle for a 28-yard Robbie Gould field goal.

### **23 Damarious Randall, CB, Rookie, Arizona State**

• Earned first-team All-Pacific-12 honors at safety as a senior in 2014 after he led the Sun Devils in tackles (106) and passes defended (12) and tied for the team lead with three interceptions.

• Appeared in 12 games with nine starts as a junior in '13, his first season at Arizona State, and posted 71 tackles (48 solo), three interceptions, six passes defended and two forced fumbles.

• Was named an NJCAA first-team All-American in 2012 at Mesa (Ariz.) Community College after recording 69 tackles (50 solo), nine interceptions, 17 passes defended, a forced fumble and a fumble recovery.

► **at Chicago Bears (Sept. 13):** Played 61 snaps on defense and posted two tackles (one solo) and a team-high two passes defended...Broke up a QB Jay Cutler pass intended for WR Eddie Royal late in the first half and also broke up Cutler's deep pass intended for RB Matt Forte on the sideline in the third quarter inside the Green Bay 10-yard line.

### **28 Sean Richardson, S, 4th Year, Vanderbilt**

• Played in all 16 games in 2014 for the first time in his career and led the team with a career-high 17 tackles on special teams.

• Returned to the field late in the 2013 season after suffering a neck injury that ended his rookie campaign prematurely in 2012.

• Was one of four non-drafted free agents to make the club's opening-day roster in 2012, joining T Don Barclay, WR Jarrett Boykin and LB Dezman Moses.

► **at Chicago Bears (Sept. 13):** Started his first career game as the Packers opened with three safeties on the field...Played 28 snaps on defense and 15 on special teams...Posted two solo tackles and a QB pressure on defense.

### **22 Aaron Ripkowski, FB, Rookie, Oklahoma**

• Former walk-on played in 47 games, starting 17 contests in four seasons.  
• Winner of the Don Key Award, presented annually to an Oklahoma Sooner senior who exemplifies all-around excellence in the classroom and on the field.

• Named first-team All-Big 12 by 247Sports.com and second-team All-Big 12 by the league's coaches after the 2014 season.

• Saw the most extensive offensive action as a senior, starting a career-best nine games and recording four touchdowns (three rushing and one receiving).

► **at Chicago Bears (Sept. 13):** Played 12 snaps on special teams in his pro debut and recorded a tackle...Also fielded a squib kick by K Robbie Gould late in the first half but did not attempt a return.

### **12 Aaron Rodgers, QB, 11th Year, California**

• Was named the NFL's Most Valuable Player by *The Associated Press* in 2014 for the second time in his career (also 2011), becoming the eighth player in league history to win the award multiple times.

• Ranks No. 1 in NFL history (min. 1,500 attempts) with a career passer rating of 106.3, more than eight points ahead of No. 2 Tony Romo (97.7). Also ranks No. 1 in league annals in career INT percentage (1.63) and TD/INT ratio (4.02, 229/57) and ranks No. 3 in completion percentage (65.9) and yards/attempt (8.22).

• Is the only quarterback in league history to record a 100-plus passer rating in six consecutive seasons (2009-14), with no other QB doing so in more than four straight seasons.

• In 104 career regular-season starts, has posted 39 games with 300-plus passing yards, 61 without an interception (min. 15 attempts) and 63 with a 100-plus passer rating.

► **at Chicago Bears (Sept. 13):** Posted a 140.5 passer rating, the top mark of his career in a season opener, as he connected on 18 of 23 passes (78.3 percent) for 189 yards and three TDs with zero INTs...Posted three TD passes/zero INTs/140-plus passer rating for the third straight game against Chicago (both contests in 2014), the lone NFL quarterback to do so against a single opponent (has also done it vs. Minnesota, 2010-11)... Also became the first QB in NFL history to have 13 TD passes and zero INTs over a three-game span vs. one opponent (Chicago)...Found WR James Jones twice for TDs (13 yards, 1 yard) and WR Randall Cobb on a

perfectly placed throw over Cobb's shoulder for a 5-yard TD early in the fourth quarter that gave Green Bay a 24-16 lead...Added 35 rushing yards and picked up three first downs on eight carries (4.4 avg.), his best rushing-yardage total since posting 57 yards on five attempts at Indianapolis on Oct. 7, 2012.

### **82 Richard Rodgers, TE, 2nd Year, California**

• Played in all 16 games with five starts as a rookie in 2014 and made 20 catches for 225 yards (11.3 avg.) and two TDs.

• Became the first rookie TE to start for the Packers in a season opener since Jackie Harris opened in a two-tight-end set in 1990. Also became the first rookie TE to appear in all 16 games since Bubba Franks in 2000.

• His 43-yard grab at Chicago in Week 4 was the longest reception by a rookie TE in team history.

► **at Chicago Bears (Sept. 13):** Started and played 37 snaps, catching three passes for 27 yards (9.0 avg.)...Caught a 20-yard pass over the middle in the first quarter on Green Bay's first TD drive of the game...Also had the first rushing attempt of his career, picking up 11 yards in the third quarter after QB Aaron Rodgers lateraled him the ball.

### **24 Quinten Rollins, CB, Rookie, Miami (Ohio)**

• Played one season of college football and was named Mid-American Conference Defensive Player of the Year and first-team All-MAC.

• Started all 12 games in 2014 and tied the school single-season record for interceptions with seven, while also registering 72 tackles (53 solo), four tackles for a loss, a forced fumble, 16 passes defended and a defensive touchdown.

• Played basketball for four seasons at Miami (Ohio) and ranked second in school history and 12th in conference history in steals (214). Finished his career ranked fourth at Miami in career assists (391), seventh in games started (106) and ninth in minutes played (3,448).

► **at Chicago Bears (Sept. 13):** Played five snaps on special teams in his NFL debut and made one tackle.

### **47 Jake Ryan, LB, Rookie, Michigan**

• Started 41 of 46 games played at Michigan, appearing at inside linebacker as a senior after spending his first three seasons at outside linebacker and defensive end.

• Served as a team captain for his final two seasons and was a three-time winner (2012-14) of the Roger Zatkoff Award, given to Michigan's top LB.

• Earned the Bo Schembechler Award, given to the team's most valuable player, in 2014.

• Named first-team All-Big Ten by the coaches and media in 2014 and second-team All-Big Ten (media and *Phil Steele's College Football*) and honorable mention (coaches) in 2012.

► **at Chicago Bears (Sept. 13):** Appeared on 14 plays on special teams in his NFL debut, pacing the team with three tackles.

### **37 Sam Shields, CB, 6th Year, Miami**

• Earned his first career Pro Bowl selection in 2014, replacing Patriots CB Darrelle Revis, who played in the Super Bowl.

• Recorded a franchise-leading fifth career postseason interception in the 2014 NFC Championship Game at Seattle.

• Had his finest statistical season in 2013, setting new career highs for starts (14), tackles (64), solo tackles (57) and passes defended (a team-high 25), and tied his previous career best with four INTs.

► **at Chicago Bears (Sept. 13):** Started as the lone CB as the defense opened with three safeties, and played 76 of 77 snaps...Led the secondary with eight tackles (six solo) and added a pass defended...Batted away a short pass by QB Jay Cutler intended for WR Alshon Jeffery in the end zone early in the second quarter.

### **71 Josh Sitton, G, 8th Year, Central Florida**

• Was named to his second career Pro Bowl in 2014, his second selection in the last three seasons and his first to the original team (replaced Mike Lupati in 2012).

• Was named first-team All-Pro by *Sporting News*, second-team All-Pro

by *The Associated Press* and first-team All-NFL and All-NFC by the PFWA in '14.

- Has started 94 of a possible 96 games over the past six seasons (2009-14), the most by a Packers offensive lineman over that span.
- Made the transition to left guard in 2013, starting every game there the past two seasons after spending his first five seasons with the club at right guard.

►**at Chicago Bears (Sept. 13):** Started at LG and played all 60 snaps as the offensive line didn't allow a sack of QB Aaron Rodgers...Protected Rodgers as he threw for 189 yards and three TDs on 18-of-23 passing for a 140.5 passer rating...Helped clear holes for a ground game that produced 133 yards on 30 carries (4.4 avg.), highlighted by RB Eddie Lacy's 85 yards on 19 attempts (4.5 avg.).

#### **44 James Starks, RB, 6th Year, Buffalo**

- Played in all 16 games in 2014 for the first time in his career and rushed for 333 yards and two TDs on 85 attempts (3.9 avg.).
- Rushed for 493 yards and a career-high three TDs on 89 carries in 2013, an average of 5.54 yards per carry that ranked No. 1 in the NFL among players with 80-plus attempts.
- Was tied for No. 2 in the NFL in 2013 with three TD runs of 20-plus yards, trailing only Eagles RB LeSean McCoy (four).

►**at Chicago Bears (Sept. 13):** Posted 2 rushing yards on two attempts (1.0 avg.), appearing on 13 plays on offense.

#### **65 Lane Taylor, G, 3rd Year, Oklahoma State**

- Played in all 16 games in 2014, seeing limited action on offense at both guard spots and as an extra lineman, and on special teams.
- Appeared on a career-high 63 snaps at New Orleans last season in Week 8, filling in at right guard following the first series for an injured T.J. Lang.
- Was one of three non-drafted rookie free agents to make Green Bay's opening-day roster in 2013.

►**at Chicago Bears (Sept. 13):** Inactive (healthy scratch).

#### **16 Scott Tolzien, QB, 5th Year, Wisconsin**

- Spent the entire 2014 season on Green Bay's 53-man roster, but was a gameday inactive for the first 15 games and dressed but did not play in the season finale.
- Was on Green Bay's practice squad for the first eight games in 2013 before being signed to the active roster, appearing in three games with two starts on the season.
- Threw for 339 yards in his first career start (at N.Y. Giants, Week 11 of 2013), the most by a Green Bay QB in his first start with the team in franchise history.

►**at Chicago Bears (Sept. 13):** Dressed as the No. 2 QB, but did not see any action.

#### **73 JC Tretter, C/G, 3rd Year, Cornell**

- Opened the first three preseason contests at center for Green Bay in 2014, but a knee injury sustained vs. Oakland (Aug. 22) would sideline him for the first half of the season. Went on to see limited action in the final eight regular-season games and both playoff contests.
- Saw time at both tackle spots and at LG in reserve duty in 2014.
- Spent the majority of his rookie campaign in 2013 on reserve/physically unable to perform after sustaining a significant ankle injury during the first practice of Organized Team Activities in the spring.

►**at Chicago Bears (Sept. 13):** Played 11 snaps on special teams and one on offense, lining up as an extra lineman on the left side on RB Eddie Lacy's 2-yard TD run late in the game.

#### **79 Josh Walker, G, 1st Year, Middle Tennessee State**

- Was on Green Bay's practice squad for the final 13 games of the regular season and both playoff contests in 2014.
- Entered the league as a non-drafted free agent with Indianapolis in May 2014 and spent time on the Colts' practice squad early last season.
- A four-year letterman at Middle Tennessee State, he played in 49 games with 34 starts and earned second-team All-Conference USA honors as a

senior.

►**at Chicago Bears (Sept. 13):** Made his NFL debut, appearing on five snaps on special teams and three on offense, lining up as an extra lineman on the left side on three plays late in the fourth quarter.

# National Football League Game Summary

NFL Copyright © 2015 by The National Football League. All rights reserved. This summary and play-by-play is for the express purpose of assisting media in their coverage of the game; any other use of this material is prohibited without the written permission of the National Football League. Updated: 9/13/2015

Date: Sunday, 9/13/2015

**Green Bay Packers at Chicago Bears**  
at Soldier Field, Chicago, IL

Start Time: 12:00 PM CDT

## Game Day Weather

Game Weather: Mostly sunny, temps to low 70's  
Played Outdoor on Turf: Grass

Temp: 68° F (20.0° C) Humidity: 39%, Wind: WNW 11 mph

## Officials

Referee: Wrolstad, Craig (4)  
Line Judge: Mapp, Julian (10)  
Back Judge: Dyer, Lee (27)

Umpire: Ellison, Roy (81)  
Side Judge: Lamberth, Jeff (21)  
Replay Official: Hynes, Al ( )

Head Linesman: Hittner, Mark (28)  
Field Judge: Zimmer, Steve (33)

## Lineups

### Green Bay Packers

### Chicago Bears

Offense		Defense	
WR 17	D.Adams	DE 64	M.Pennel
LT 69	D.Bakhtiari	NOSE 90	B.Raji
LG 71	J.Sitton	DT 76	M.Daniels
C 63	C.Linsley	LOLB 96	M.Neal
RG 70	T.Lang	BLB 58	S.Barrington
RT 75	B.Bulaga	MLB 52	C.Matthews
TE 82	R.Rodgers	ROLB 56	J.Peppers
WR 18	R.Cobb	LCB 37	S.Shields
WR 89	J.Jones	SS 33	M.Hyde
QB 12	A.Rodgers	FS 21	H.Clinton-Dix
RB 27	E.Lacy	S 28	S.Richardson

Offense		Defense	
WR 19	E.Royal	NT 93	W.Sutton
TE 83	M.Bennett	DE 96	J.Jenkins
RT 75	K.Long	OLB 69	J.Allen
RG 62	V.Ducasse	ILB 50	S.McClellin
C 64	W.Montgomery	ILB 59	C.Jones
LG 68	M.Slauson	OLB 92	P.McPhee
LT 74	J.Bushrod	CB 24	A.Ball
QB 6	J.Cutler	NB 27	S.McManis
RB 22	M.Forte	S 38	A.Amos
TE 82	K.Lee	S 26	A.Rolle
TE 86	Z.Miller	CB 23	K.Fuller

## Substitutions

## Substitutions

K 2 M.Crosby, P 8 T.Masthay, FB 22 A.Ripkowski, CB 23 D.Randall, CB 24 Q.Rollins, CB 29 C.Hayward, FB 30 J.Kuhn, S 32 C.Banjo, CB 39 D.Goodson, RB 44 J.Starks, LB 47 J.Ryan, LB 51 N.Palmer, LB 53 N.Perry, LS 61 B.Goode, T/G 67 D.Barclay, C/G 73 J.Tretter, G 79 J.Walker, TE 81 A.Quarless, WR 83 J.Janis, WR 88 T.Montgomery, LB 91 J.Elliott, DT 93 J.Boyd, DT 99 B.Gaston

K 9 R.Gould, WR 10 M.Wilson, WR 11 J.Bellamy, P 16 P.O'Donnell, WR 17 A.Jeffery, CB 20 T.Mitchell, S 29 H.Jones-Quartey, CB 30 D.Hurst, RB 33 J.Langford, RB 35 J.Rodgers, CB 37 B.Callahan, LS 43 T.Gafford, S 45 B.Vereen, LB 53 J.Timu, LB 57 L.Barrow, G 65 P.Omameh, T 72 C.Leno Jr., WR/KR 80 M.Mariani, DL 91 E.Goldman, DL 94 C.Washington, DL 95 E.Ferguson, LB 97 W.Young, LB 99 L.Houston

## Did Not Play

## Did Not Play

QB 16 S.Tolzien

QB 8 J.Clausen

## Not Active

## Not Active

QB 7 B.Hundley, CB 36 L.Gunter, S 42 M.Burnett, RB 46 A.Harris, LB 55 A.Mulumba, G 65 L.Taylor, TE 86 K.Backman

QB 12 D.Fales, CB 21 T.Porter, RB 25 K.Carey, LB 52 J.Bostic, C 55 H.Grasu, T 73 T.Fabulujje, WR 81 C.Meredith

## Field Goals (made ( ) & missed)

	M.Crosby	(37)	R.Gould	(28)	(50)	(44)		
			1	2	3	4	OT	Total
VISITOR:	Green Bay Packers		7	3	7	14	0	31
HOME:	Chicago Bears		3	10	3	7	0	23

## Scoring Plays

Team	Qtr	Time	Play Description (Extra Point) (Drive Info)	Visitor	Home
Bears	1	9:28	R.Gould 28 yd. Field Goal (11-70, 5:32)	0	3
Packers	1	0:43	J.Jones 13 yd. pass from A.Rodgers (M.Crosby kick) (10-77, 4:42)	7	3
Bears	2	7:49	M.Forte 1 yd. run (R.Gould kick) (15-80, 7:54)	7	10
Packers	2	2:32	M.Crosby 37 yd. Field Goal (10-61, 5:17)	10	10
Bears	2	0:08	R.Gould 50 yd. Field Goal (12-47, 2:24)	10	13
Packers	3	11:56	J.Jones 1 yd. pass from A.Rodgers (M.Crosby kick) (6-59, 3:04)	17	13
Bears	3	4:57	R.Gould 44 yd. Field Goal (12-56, 6:59)	17	16
Packers	4	10:26	R.Cobb 5 yd. pass from A.Rodgers (M.Crosby kick) (16-78, 9:31)	24	16
Packers	4	1:55	E.Lacy 2 yd. run (M.Crosby kick) (4-48, 1:46)	31	16

# National Football League Game Summary

NFL Copyright © 2015 by The National Football League. All rights reserved. This summary and play-by-play is for the express purpose of assisting media in their coverage of the game; any other use of this material is prohibited without the written permission of the National Football League. Updated: 9/13/2015

---

Bears 4 0:34 M.Bennett 24 yd. pass from J.Cutler (R.Gould kick) (6-72, 1:21)

31 23

Paid Attendance: 62,442

Time: 3:15



**Green Bay Packers vs Chicago Bears**  
**9/13/2015 at Soldier Field**

# Final Team Statistics

	<b>Visitor Packers</b>	<b>Home Bears</b>
<b>TOTAL FIRST DOWNS</b>	21	25
By Rushing	10	10
By Passing	10	12
By Penalty	1	3
<b>THIRD DOWN EFFICIENCY</b>	6-10-60%	11-17-65%
<b>FOURTH DOWN EFFICIENCY</b>	1-1-100%	2-3-67%
<b>TOTAL NET YARDS</b>	322	402
Total Offensive Plays (inc. times thrown passing)	53	71
Average gain per offensive play	6.1	5.7
<b>NET YARDS RUSHING</b>	133	189
Total Rushing Plays	30	33
Average gain per rushing play	4.4	5.7
Tackles for a loss-number and yards	2-2	1-1
<b>NET YARDS PASSING</b>	189	213
Times thrown - yards lost attempting to pass	0-0	2-12
Gross yards passing	189	225
<b>PASS ATTEMPTS-COMPLETIONS-HAD INTERCEPTED</b>	23-18-0	36-18-1
Avg gain per pass play (inc.# thrown passing)	8.2	5.6
<b>KICKOFFS Number-In End Zone-Touchbacks</b>	6-5-3	6-3-1
<b>PUNTS Number and Average</b>	2-48.5	1-56.0
Had Blocked	0	0
<b>FGs - PATs Had Blocked</b>	0-0	0-0
<b>Net Punting Average</b>	33.0	56.0
<b>TOTAL RETURN YARDAGE (Not Including Kickoffs)</b>	42	11
No. and Yards Punt Returns	0-0	1-11
No. and Yards Kickoff Returns	4-106	3-63
No. and Yards Interception Returns	1-42	0-0
<b>PENALTIES Number and Yards</b>	10-74	6-64
<b>FUMBLES Number and Lost</b>	0-0	0-0
<b>TOUCHDOWNS</b>	4	2
Rushing	1	1
Passing	3	1
<b>EXTRA POINTS Made-Attempts</b>	4-4	2-2
Kicking Made-Attempts	4-4	2-2
<b>FIELD GOALS Made-Attempts</b>	1-1	3-3
<b>RED ZONE EFFICIENCY</b>	4-5-80%	1-3-33%
<b>GOAL TO GO EFFICIENCY</b>	2-2-100%	1-2-50%
<b>SAFETIES</b>	0	0
<b>FINAL SCORE</b>	31	23
<b>TIME OF POSSESSION</b>	28:08	31:52



## Ball Possession And Drive Chart

### Green Bay Packers

#	Time Recd	Time Lost	Time Poss	How Ball Obtained	Drive Began	# Play	Yds Gain	Yds Pen	Net Yds	1st Down	Last Scrm	How Given Up
1	9:28	7:55	1:33	Kickoff	GB 39	3	7	0	7	0	GB 46	Punt
2	5:25	0:43	4:42	Punt	GB 23	10	77	0	77	5	* CHI 13	Touchdown
3	7:49	2:32	5:17	Kickoff	GB 20	10	81	-20	61	3	* CHI 19	Field Goal
4	0:08	0:00	0:08	Kickoff	GB 21	1	-1	0	-1	0	GB 21	End of Half
5	15:00	11:56	3:04	Kickoff	GB 41	6	59	0	59	4	* CHI 1	Touchdown
6	4:57	10:26	9:31	Kickoff	GB 22	16	83	-5	78	6	* CHI 5	Touchdown
7	7:38	6:05	1:33	Downs	GB 2	3	7	0	7	0	GB 9	Punt
8	3:41	1:55	1:46	Interception	CHI 48	4	9	39	48	3	* CHI 2	Touchdown
9	0:34	0:00	0:34	Kickoff	CHI 46	1	0	0	0	0	CHI 46	End of Game

(274) Average GB 30

### Chicago Bears

#	Time Recd	Time Lost	Time Poss	How Ball Obtained	Drive Began	# Play	Yds Gain	Yds Pen	Net Yds	1st Down	Last Scrm	How Given Up
1	15:00	9:28	5:32	Kickoff	CHI 20	11	75	-5	70	3	* GB 10	Field Goal
2	7:55	5:25	2:30	Punt	CHI 20	5	1	0	1	1	CHI 21	Punt
3	0:43	7:49	7:54	Kickoff	CHI 20	15	66	14	80	6	* GB 1	Touchdown
4	2:32	0:08	2:24	Kickoff	CHI 21	12	47	0	47	3	GB 32	Field Goal
5	11:56	4:57	6:59	Kickoff	CHI 18	12	61	-5	56	4	GB 26	Field Goal
6	10:26	7:38	2:48	Kickoff	CHI 20	9	78	0	78	3	* GB 2	Downs
7	6:05	3:41	2:24	Punt	GB 41	4	17	-5	12	1	GB 29	Interception
8	1:55	0:34	1:21	Kickoff	CHI 28	6	57	15	72	4	GB 24	Touchdown

(206) Average CHI 26

\* inside opponent's 20

### Time of Possession by Quarter

	1st	2nd	3rd	4th	OT	Total
<b>Visitor</b> Green Bay Packers	6:15	5:25	8:01	8:27		28:08
<b>Home</b> Chicago Bears	8:45	9:35	6:59	6:33		31:52

### Kickoff Drive No.-Start Average

Packers: 5 - GB 29

Bears: 6 - CHI 21

**Green Bay Packers vs Chicago Bears**  
**9/13/2015 at Soldier Field**

# Final Defensive Statistics

Green Bay Packers	Regular Defensive Plays											Special Teams					Misc			
	TKL	AST	COMB	SK	/ YDS	TFL	Q	IN	PD	FF	FR	TKL	AST	FF	FR	BL	TKL	AST	FF	FR
S.Shields	6	1	7	0	0	0	0	0	1	0	0	0	0	0	0	0	0	0	0	0
N.Palmer	6	1	7	0	0	0	0	0	0	0	0	0	0	0	0	0	0	0	0	0
C.Matthews	6	0	6	0	0	0	1	1	1	0	0	0	0	0	0	0	0	0	0	0
H.Clinton-Dix	5	1	6	0	0	0	0	0	0	0	0	1	0	0	0	0	0	0	0	0
J.Peppers	4	1	5	1.5	11	1	2	0	0	0	0	0	0	0	0	0	0	0	0	0
M.Hyde	4	0	4	0	0	0	0	0	0	0	0	0	0	0	0	0	0	0	0	0
B.Raji	2	2	4	0.5	1	0	1	0	0	0	0	0	0	0	0	0	0	0	0	0
C.Hayward	3	0	3	0	0	0	0	0	1	0	0	0	0	0	0	0	0	0	0	0
S.Richardson	3	0	3	0	0	0	0	0	0	0	0	0	0	0	0	0	0	0	0	0
J.Elliott	2	0	2	0	0	0	1	0	0	0	0	1	0	0	0	0	0	0	0	0
M.Neal	1	1	2	0	0	1	0	0	0	0	0	0	0	0	0	0	0	0	0	0
D.Randall	1	0	1	0	0	0	0	0	2	0	0	0	0	0	0	0	0	0	0	0
S.Barrington	1	0	1	0	0	0	0	0	0	0	0	0	0	0	0	0	0	0	0	0
J.Boyd	1	0	1	0	0	0	0	0	0	0	0	0	0	0	0	0	0	0	0	0
M.Daniels	0	1	1	0	0	0	0	0	0	0	0	0	0	0	0	0	0	0	0	0
Q.Rollins	0	0	0	0	0	0	0	0	0	0	0	1	0	0	0	0	0	0	0	0
J.Ryan	0	0	0	0	0	0	0	0	0	0	0	1	0	0	0	0	0	0	0	0
<b>Total</b>	<b>45</b>	<b>8</b>	<b>53</b>	<b>2</b>	<b>12</b>	<b>2</b>	<b>5</b>	<b>1</b>	<b>5</b>	<b>0</b>	<b>0</b>	<b>4</b>	<b>0</b>	<b>0</b>	<b>0</b>	<b>0</b>	<b>0</b>	<b>0</b>	<b>0</b>	<b>0</b>

**TKL = Tackle AST = Assist COMB = Combined QH=QB Hit IN = Interception PD = Pass Defense FF = Forced Fumble FR = Fumble Recovery**

Chicago Bears	Regular Defensive Plays											Special Teams					Misc			
	TKL	AST	COMB	SK	/ YDS	TFL	QH	IN	PD	FF	FR	TKL	AST	FF	FR	BL	TKL	AST	FF	FR
S.McClellin	4	4	8	0	0	0	0	0	0	0	0	0	0	0	0	0	0	0	0	0
C.Jones	4	3	7	0	0	0	0	0	0	0	0	0	0	0	0	0	0	0	0	0
P.McPhee	5	1	6	0	0	0	0	0	0	0	0	0	0	0	0	0	0	0	0	0
A.Rolle	4	2	6	0	0	0	0	0	0	0	0	0	0	0	0	0	0	0	0	0
A.Amos	5	0	5	0	0	1	0	0	0	0	0	0	0	0	0	0	0	0	0	0
J.Allen	3	0	3	0	0	0	0	0	0	0	0	0	0	0	0	0	0	0	0	0
A.Ball	3	0	3	0	0	0	0	0	0	0	0	0	0	0	0	0	0	0	0	0
E.Goldman	2	0	2	0	0	1	0	0	0	0	0	0	0	0	0	0	0	0	0	0
K.Fuller	1	1	2	0	0	0	0	0	0	0	0	0	0	0	0	0	0	0	0	0
S.McManis	0	2	2	0	0	0	0	0	0	0	0	1	0	0	0	0	0	0	0	0
J.Jenkins	1	0	1	0	0	0	0	0	1	0	0	0	0	0	0	0	0	0	0	0
W.Young	0	1	1	0	0	0	0	0	0	0	0	0	0	0	0	0	0	0	0	0
D.Hurst	0	0	0	0	0	0	0	0	0	0	0	1	0	0	0	0	0	0	0	0
R.Gould	0	0	0	0	0	0	0	0	0	0	0	1	0	0	0	0	0	0	0	0
L.Barrow	0	0	0	0	0	0	0	0	0	0	0	1	0	0	0	0	0	0	0	0
H.Jones-Quartey	0	0	0	0	0	0	0	0	0	0	0	1	0	0	0	0	0	0	0	0
J.Bushrod	0	0	0	0	0	0	0	0	0	0	0	0	0	0	0	0	1	0	0	0
<b>Total</b>	<b>32</b>	<b>14</b>	<b>46</b>	<b>0</b>	<b>0</b>	<b>2</b>	<b>0</b>	<b>0</b>	<b>1</b>	<b>0</b>	<b>0</b>	<b>5</b>	<b>0</b>	<b>0</b>	<b>0</b>	<b>0</b>	<b>1</b>	<b>0</b>	<b>0</b>	<b>0</b>





## Play By Play

## First Quarter

9/13/2015

GB wins the coin toss and elects to defer. CHI elects to Receive, and GB elects to defend the south goal.

M.Crosby kicks 65 yards from GB 35 to end zone, Touchback.

**Chicago Bears at 15:00, (1st play from scrimmage 14:59)**

1-10-CHI 20	(14:59) M.Forte right guard to CHI 23 for 3 yards (B.Raji).	
2-7-CHI 23	(14:26) M.Forte left guard pushed ob at CHI 45 for 22 yards (S.Shields; H.Clinton-Dix).	R1
<u>1-10-CHI 45</u>	(14:01) (No Huddle, Shotgun) J.Cutler pass short right to E.Royal pushed ob at GB 47 for 8 yards (S.Shields).	
2-2-GB 47	(13:37) J.Rodgers left guard to GB 43 for 4 yards.	R2
<u>1-10-GB 43</u>	(12:59) J.Cutler pass short left to M.Bennett to GB 37 for 6 yards (C.Matthews).	
2-4-GB 37	(12:17) J.Cutler pass incomplete short right to Z.Miller [J.Elliott].	
3-4-GB 37	(12:11) (Shotgun) J.Cutler pass short middle to A.Jeffery to GB 12 for 25 yards (C.Hayward).	P3
<u>1-10-GB 12</u>	(11:33) (Shotgun) J.Cutler right end to GB 8 for 4 yards (S.Barrington).	
2-6-GB 8	(11:02) (No Huddle, Shotgun) <i>PENALTY on CHI-V.Ducasse, False Start, 5 yards, enforced at GB 8 - No Play.</i>	
2-11-GB 13	(10:44) (Shotgun) J.Cutler pass short right to M.Forte pushed ob at GB 8 for 5 yards (C.Matthews).	
3-6-GB 8	(10:16) (No Huddle, Shotgun) J.Cutler sacked at GB 10 for -2 yards (sack split by B.Raji and J.Peppers).	
4-8-GB 10	<b>(9:32) (Field Goal formation) R.Gould 28 yard field goal is GOOD, Center-T.Gafford, Holder-P.O'Donnell.</b>	

Timeout at 09:28.

<b>GB 0 CHI 3, 11 plays, 70 yards, 5:32 drive, 5:32 elapsed</b>
---

R.Gould kicks 67 yards from CHI 35 to GB -2. T.Montgomery to GB 39 for 41 yards (D.Hurst).

Timeout at 09:21.

**Green Bay Packers at 9:28, (1st play from scrimmage 9:21)**

1-10-GB 39	(9:21) A.Rodgers scrambles left guard to GB 41 for 2 yards (J.Jenkins).
2-8-GB 41	(8:49) (No Huddle) E.Lacy left end to GB 46 for 5 yards (A.Amos).
3-3-GB 46	(8:08) (Shotgun) A.Rodgers pass incomplete short right to D.Adams.
4-3-GB 46	(8:04) (Punt formation) T.Masthay punts 54 yards to end zone, Center-B.Goode, Touchback.

Timeout at 07:55.

**Chicago Bears at 7:55**

1-10-CHI 20	(7:55) (Shotgun) J.Langford right tackle to CHI 21 for 1 yard (M.Neal; B.Raji).	
2-9-CHI 21	(7:12) (No Huddle, Shotgun) J.Cutler pass short right to M.Forte pushed ob at CHI 30 for 9 yards (C.Matthews).	P4
<u>1-10-CHI 30</u>	(6:48) (Shotgun) M.Forte right guard to CHI 31 for 1 yard (J.Peppers).	
2-9-CHI 31	(6:00) (Shotgun) J.Cutler pass incomplete short right to E.Royal.	
3-9-CHI 31	(5:55) (Shotgun) J.Cutler sacked at CHI 20 for -11 yards (J.Peppers). FUMBLES (J.Peppers), RECOVERED by GB-J.Peppers at CHI 20. J.Peppers to CHI 20 for no gain (K.Long). The Replay Official reviewed the fumble ruling, and the play was REVERSED. (Shotgun) J.Cutler sacked at CHI 21 for -10 yards (J.Peppers).	

Timeout at 05:49.

4-19-CHI 21	(5:32) (Punt formation) P.O'Donnell punts 56 yards to GB 23, Center-T.Gafford, out of bounds.
-------------	---

Timeout at 05:25.

**Green Bay Packers at 5:25**

1-10-GB 23	(5:25) (Shotgun) A.Rodgers pass short middle to R.Rodgers to GB 43 for 20 yards (S.McManis; S.McClellin).	P1
<u>1-10-GB 43</u>	(4:53) (No Huddle, Shotgun) E.Lacy left end to GB 44 for 1 yard (C.Jones).	
2-9-GB 44	(4:19) (No Huddle, Shotgun) A.Rodgers pass short left to E.Lacy to CHI 47 for 9 yards (J.Allen).	P2
<u>1-10-CHI 47</u>	(3:36) (No Huddle) E.Lacy left tackle to CHI 31 for 16 yards (C.Jones; S.McClellin).	R3
<u>1-10-CHI 31</u>	(3:05) (No Huddle) E.Lacy left tackle to CHI 27 for 4 yards (C.Jones).	
2-6-CHI 27	(2:30) (Shotgun) A.Rodgers pass short left to R.Rodgers to CHI 22 for 5 yards (C.Jones).	
3-1-CHI 22	(2:06) (No Huddle) A.Rodgers right guard to CHI 20 for 2 yards (J.Allen).	R4
<u>1-10-CHI 20</u>	(1:37) A.Rodgers pass incomplete deep right to D.Adams.	
2-10-CHI 20	(1:30) (Shotgun) A.Rodgers pass short right to D.Adams to CHI 13 for 7 yards (A.Rolle).	
3-3-CHI 13	<b>(:50) (Shotgun) A.Rodgers pass short left to J.Jones for 13 yards, TOUCHDOWN.</b>	P5
	M.Crosby extra point is GOOD, Center-B.Goode, Holder-T.Masthay.	

Timeout at 00:43.

<b>GB 7 CHI 3, 10 plays, 77 yards, 4:42 drive, 14:17 elapsed</b>
--

M.Crosby kicks 65 yards from GB 35 to end zone, Touchback.

Green Bay Packers vs Chicago Bears at Soldier Field

Chicago Bears at 0:43

1-10-CHI 20 (:43) M.Forte left end to CHI 22 for 2 yards (N.Palmer).

END OF QUARTER

	Score	Time Poss	First Downs				Efficiencies	
			R	P	X	T	3 Down	4 Down
Green Bay Packers	7	6:15	2	3	0	5	2/3	0/0
Chicago Bears	3	8:45	2	2	0	4	1/3	0/0

## Second Quarter

9/13/2015

## Play By Play

Chicago Bears continued.

2-8-CHI 22	(15:00) M.Forte right guard to CHI 27 for 5 yards (J.Boyd).	
3-3-CHI 27	(14:16) (No Huddle, Shotgun) M.Forte right end to CHI 35 for 8 yards (D.Randall).	R5
<u>1-10-CHI 35</u>	(13:44) (No Huddle, Shotgun) M.Forte left guard to CHI 41 for 6 yards (N.Palmer).	
2-4-CHI 41	(13:44) (No Huddle) PENALTY on GB-N.Perry, Neutral Zone Infraction, 5 yards, enforced at CHI 41 - No Play.	X6
<u>1-10-CHI 46</u>	(12:58) (No Huddle) M.Forte left end to GB 46 for 8 yards (S.Shields).	
2-2-GB 46	(12:12) (No Huddle, Shotgun) J.Cutler pass incomplete short left to J.Rodgers.	
3-2-GB 46	(12:08) (No Huddle, Shotgun) J.Cutler pass short left to M.Bennett to GB 42 for 4 yards (M.Hyde).	P7
<u>1-10-GB 42</u>	(11:34) (No Huddle) PENALTY on GB-M.Daniels, Neutral Zone Infraction, 5 yards, enforced at GB 42 - No Play.	
1-5-GB 37	(11:14) (No Huddle) M.Forte left tackle to GB 14 for 23 yards (H.Clinton-Dix).	R8
	Timeout #1 by CHI at 10:27.	
<u>1-10-GB 14</u>	(10:27) (No Huddle, Shotgun) J.Cutler pass incomplete short left to A.Jeffery (S.Shields).	
2-10-GB 14	(10:22) (No Huddle) M.Forte left end to GB 9 for 5 yards (C.Matthews).	
3-5-GB 9	(9:39) (Shotgun) J.Cutler pass incomplete short left to M.Forte.	
4-5-GB 9	(9:34) (Field Goal formation) R.Gould 27 yard field goal is GOOD, NULLIFIED by Penalty, Center-T.Gafford, Holder-P.O'Donnell. PENALTY on GB-S.Shields, Defensive Offside, 4 yards, enforced at GB 9 - No Play.	
4-1-GB 5	(9:29) M.Forte right tackle to GB 4 for 1 yard (H.Clinton-Dix). Measurement.	R9
<u>1-4-GB 4</u>	(8:45) (Shotgun) C.Leno Jr. reported in as eligible. J.Cutler pass incomplete short left to M.Forte. Timeout #1 by GB at 08:41.	
2-4-GB 4	(8:41) (Shotgun) J.Cutler pass short left to A.Jeffery for 4 yards, TOUCHDOWN NULLIFIED by Penalty. Penalty on CHI-J.Bushrod, Offensive Holding, offsetting, enforced at GB 4 - No Play. Penalty on GB-S.Shields, Defensive Holding, offsetting.	
2-4-GB 4	(8:33) M.Forte right tackle to GB 1 for 3 yards (J.Elliott).	
3-1-GB 1	<b>(7:54) C.Leno Jr. reported in as eligible. M.Forte left end for 1 yard, TOUCHDOWN.</b>	R10
	R.Gould extra point is GOOD, Center-T.Gafford, Holder-P.O'Donnell.	

Timeout at 07:49.

<b>GB 7 CHI 10, 15 plays, 80 yards, 3 penalties, 7:54 drive, 7:11 elapsed</b>
---

R.Gould kicks 65 yards from CHI 35 to end zone, Touchback.

Timeout at 07:49.

## Green Bay Packers at 7:49

1-10-GB 20	(7:49) E.Lacy left guard to GB 27 for 7 yards (S.McClellin).	
2-3-GB 27	(7:13) A.Rodgers pass incomplete to D.Adams (J.Jenkins).	
3-3-GB 27	(7:07) (Shotgun) A.Rodgers pass short left to J.Jones ran ob at GB 30 for 3 yards.	P6
<u>1-10-GB 30</u>	(6:49) (No Huddle) A.Rodgers pass short right to R.Cobb to GB 34 for 4 yards (S.McManis; K.Fuller).	
2-6-GB 34	(6:15) (No Huddle) A.Rodgers pass deep left to J.Jones to CHI 32 for 34 yards (A.Ball). Penalty on CHI-W.Young, Defensive Offside, declined.	P7
<u>1-10-CHI 32</u>	(5:51) A.Rodgers pass short right to D.Adams to CHI 11 for 21 yards (A.Rolle; S.McClellin).	P8
<u>1-10-CHI 11</u>	(5:12) (No Huddle, Shotgun) E.Lacy left guard to CHI 8 for 3 yards (E.Goldman).	
2-7-CHI 8	(4:28) (Shotgun) A.Rodgers pass short left to J.Jones for 8 yards, TOUCHDOWN NULLIFIED by Penalty. PENALTY on GB-D.Bakhtiari, Offensive Holding, 10 yards, enforced at CHI 8 - No Play.	
2-17-CHI 18	(4:20) (Shotgun) E.Lacy left guard to CHI 19 for -1 yards (A.Amos). Timeout #2 by CHI at 03:54.	
3-18-CHI 19	(3:54) (Shotgun) A.Rodgers scrambles right end pushed ob at CHI 2 for 17 yards (A.Rolle). PENALTY on GB-B.Bulaga, Offensive Holding, 10 yards, enforced at CHI 19 - No Play.	
3-28-CHI 29	(3:17) (Shotgun) A.Rodgers pass short left to R.Cobb to CHI 19 for 10 yards (A.Amos).	
4-18-CHI 19	<b>(2:36) (Field Goal formation) M.Crosby 37 yard field goal is GOOD, Center-B.Goode, Holder-T.Masthay.</b>	

Timeout at 02:32.

<b>GB 10 CHI 10, 10 plays, 61 yards, 5:17 drive, 12:28 elapsed</b>
--

M.Crosby kicks 67 yards from GB 35 to CHI -2. M.Mariani to CHI 21 for 23 yards (Q.Rollins).

Timeout at 02:25.

Chicago Bears at 2:32, (1st play from scrimmage 2:25)

**Green Bay Packers vs Chicago Bears at Soldier Field**

1-10-CHI 21 (2:25) (Shotgun) J.Cutler scrambles right end pushed ob at CHI 25 for 4 yards (C.Matthews).

Two-Minute Warning

2-6-CHI 25 (2:00) (Shotgun) M.Forte left end to CHI 28 for 3 yards (C.Hayward). GB-N.Palmer was injured during the play.  
Timeout #2 by GB at 01:55.

3-3-CHI 28 (1:55) (Shotgun) M.Forte left end to CHI 36 for 8 yards (M.Daniels; N.Palmer).

R11

1-10-CHI 36 (1:29) (No Huddle, Shotgun) J.Cutler pass short right to M.Forte pushed ob at CHI 41 for 5 yards (C.Hayward).

2-5-CHI 41 (1:24) (No Huddle, Shotgun) J.Cutler pass incomplete short right to E.Royal (D.Randall, C.Hayward). CHI-E.Royal was injured during the play.  
Timeout #3 by CHI at 01:16.

3-5-CHI 41 (1:16) (Shotgun) J.Cutler scrambles right end pushed ob at GB 47 for 12 yards (M.Hyde).

R12

1-10-GB 47 (1:08) (No Huddle, Shotgun) J.Cutler pass incomplete deep right to A.Jeffery.

2-10-GB 47 (1:04) M.Forte left tackle to GB 41 for 6 yards (J.Elliott).

3-4-GB 41 (:34) (No Huddle, Shotgun) J.Cutler pass short left to M.Wilson to GB 32 for 9 yards (S.Shields).

P13

1-10-GB 32 (:18) (No Huddle) J.Cutler spiked the ball to stop the clock.

2-10-GB 32 (:18) (Shotgun) J.Cutler pass incomplete deep left to A.Jeffery.

3-10-GB 32 (:13) **(Field Goal formation) R.Gould 50 yard field goal is GOOD, Center-T.Gafford, Holder-P.O'Donnell.**

<b>GB 10 CHI 13, 12 plays, 47 yards, 2:24 drive, 14:52 elapsed</b>
--

R.Gould kicks 44 yards from CHI 35 to GB 21. A.Ripkowski (didn't try to advance) to GB 21 for no gain (S.McManis).

**Green Bay Packers at 0:08, (1st play from scrimmage 0:05)**

1-10-GB 21 (:05) A.Rodgers kneels to GB 20 for -1 yards.

**END OF QUARTER**

	Score	Time Poss	First Downs				Efficiencies	
			R	P	X	T	3 Down	4 Down
<b>Green Bay Packers</b>	<b>10</b>	<b>5:25</b>	<b>0</b>	<b>3</b>	<b>0</b>	<b>3</b>	<b>1/2</b>	<b>0/0</b>
<b>Chicago Bears</b>	<b>13</b>	<b>9:35</b>	<b>6</b>	<b>2</b>	<b>1</b>	<b>9</b>	<b>6/7</b>	<b>1/1</b>



## Third Quarter

9/13/2015

## Play By Play

GB elects to Receive, and CHI elects to defend the North goal.

R.Gould kicks 70 yards from CHI 35 to GB -5. T.Montgomery pushed ob at GB 41 for 46 yards (R.Gould).

## Green Bay Packers at 15:00, (1st play from scrimmage 14:54)

1-10-GB 41	(14:54) R.Rodgers right end to CHI 48 for 11 yards (K.Fuller).	R9
<u>1-10-CHI 48</u>	(14:12) (Shotgun) A.Rodgers pass short right to R.Rodgers pushed ob at CHI 46 for 2 yards (A.Rolle).	
2-8-CHI 46	(13:48) (No Huddle, Shotgun) E.Lacy left tackle to CHI 31 for 15 yards (A.Rolle).	R10
<u>1-10-CHI 31</u>	(13:07) A.Rodgers pass deep right to D.Adams ran ob at CHI 6 for 25 yards. Chicago challenged the pass completion ruling, and the play was Upheld. The ruling on the field was confirmed. (Timeout #1.)	P11
<u>1-6-CHI 6</u>	(12:44) (Shotgun) A.Rodgers pass short middle to E.Lacy to CHI 1 for 5 yards (C.Jones).	
2-1-CHI 1	<b>(11:59) (No Huddle, Shotgun) A.Rodgers pass short left to J.Jones for 1 yard, TOUCHDOWN.</b>	P12
	M.Crosby extra point is GOOD, Center-B.Goode, Holder-T.Masthay.	

Timeout at 11:56.

## GB 17 CHI 13, 6 plays, 59 yards, 3:04 drive, 3:04 elapsed

M.Crosby kicks 72 yards from GB 35 to CHI -7. M.Mariani to CHI 18 for 25 yards (H.Clinton-Dix).

## Chicago Bears at 11:56, (1st play from scrimmage 11:51)

1-10-CHI 18	(11:51) C.Leno Jr. reported in as eligible. M.Forte left end to CHI 20 for 2 yards (J.Peppers). <i>PENALTY on GB-B.Raji, Defensive Holding, 5 yards, enforced at CHI 20.</i>	X14
<u>1-10-CHI 25</u>	(11:35) C.Leno Jr. reported in as eligible. M.Forte right guard to CHI 27 for 2 yards (B.Raji).	
2-8-CHI 27	(10:57) M.Forte right end to CHI 26 for -1 yards (M.Neal).	
3-9-CHI 26	(10:16) (No Huddle, Shotgun) J.Cutler pass short right to M.Bennett to CHI 38 for 12 yards (S.Richardson).	P15
<u>1-10-CHI 38</u>	(9:30) (No Huddle) M.Forte right tackle to GB 42 for 20 yards (M.Hyde).	R16
<u>1-10-GB 42</u>	(8:49) (No Huddle, Shotgun) J.Rodgers right tackle to GB 37 for 5 yards (H.Clinton-Dix).	
2-5-GB 37	(8:07) (No Huddle) J.Rodgers left tackle to GB 35 for 2 yards (N.Palmer).	
3-3-GB 35	(7:28) (No Huddle, Shotgun) J.Cutler pass short left to A.Jeffery to GB 23 for 12 yards (S.Shields).	P17
<u>1-10-GB 23</u>	(6:41) (No Huddle, Shotgun) J.Cutler pass incomplete short right to M.Bennett (M.Hyde). <i>PENALTY on CHI-M.Slauson, Offensive Holding, 10 yards, enforced at GB 23 - No Play.</i>	
1-20-GB 33	(6:34) (No Huddle) M.Forte right end to GB 31 for 2 yards (J.Peppers).	
2-18-GB 31	(5:48) (Shotgun) J.Cutler pass incomplete deep right to M.Forte (D.Randall) [C.Matthews].	
3-18-GB 31	(5:42) (No Huddle, Shotgun) J.Rodgers left guard to GB 26 for 5 yards (C.Matthews).	
4-13-GB 26	<b>(5:02) (Field Goal formation) R.Gould 44 yard field goal is GOOD, Center-T.Gafford, Holder-P.O'Donnell.</b>	

## GB 17 CHI 16, 12 plays, 56 yards, 1 penalty, 6:59 drive, 10:03 elapsed

R.Gould kicks 62 yards from CHI 35 to GB 3. T.Montgomery to GB 22 for 19 yards (L.Barrow).

Timeout at 04:50.

## Green Bay Packers at 4:57, (1st play from scrimmage 4:50)

1-10-GB 22	(4:50) (Shotgun) E.Lacy left tackle to GB 30 for 8 yards (W.Young; C.Jones).	
2-2-GB 30	(4:21) (No Huddle, Shotgun) E.Lacy left guard to GB 32 for 2 yards (W.Sutton). <i>PENALTY on GB-R.Cobb, Illegal Formation, 5 yards, enforced at GB 30 - No Play.</i>	
2-7-GB 25	(3:50) (Shotgun) E.Lacy left guard to GB 29 for 4 yards (P.McPhee).	
3-3-GB 29	(3:07) (Shotgun) <i>PENALTY on GB-D.Bakhtiari, False Start, 5 yards, enforced at GB 29 - No Play.</i>	
3-8-GB 24	(2:43) (Shotgun) A.Rodgers pass short right to R.Cobb pushed ob at GB 33 for 9 yards (A.Amos).	P13
<u>1-10-GB 33</u>	(2:21) (No Huddle) E.Lacy right tackle to GB 35 for 2 yards (A.Rolle).	
2-8-GB 35	(1:36) (Shotgun) A.Rodgers scrambles right end pushed ob at GB 39 for 4 yards (S.McClellin).	
3-4-GB 39	(1:01) (Shotgun) A.Rodgers scrambles left end to CHI 49 for 12 yards.	R14
<u>1-10-CHI 49</u>	(:25) (No Huddle, Shotgun) A.Rodgers pass incomplete short left to D.Adams.	
2-10-CHI 49	(:20) J.Starks right guard to 50 for -1 yards (E.Goldman).	

## END OF QUARTER

	Score	Time Poss	First Downs				Efficiencies	
			R	P	X	T	3 Down	4 Down
Green Bay Packers	17	8:01	3	3	0	6	2/2	0/0
Chicago Bears	16	6:59	1	2	1	4	2/3	0/0

## Fourth Quarter

9/13/2015

## Play By Play

Green Bay Packers continued.

3-11-50	(15:00) (Shotgun) A.Rodgers pass short left to R.Cobb pushed ob at CHI 40 for 10 yards (A.Amos).	
4-1-CHI 40	(14:31) J.Starks left guard to CHI 37 for 3 yards (P.McPhee).	R15
<u>1-10-CHI 37</u>	(13:49) (Shotgun) A.Rodgers scrambles left end pushed ob at CHI 22 for 15 yards (A.Ball).	R16
<u>1-10-CHI 22</u>	(13:11) (Shotgun) E.Lacy right guard to CHI 21 for 1 yard (P.McPhee).	
2-9-CHI 21	(12:30) (No Huddle) E.Lacy right tackle to CHI 16 for 5 yards (C.Jones; P.McPhee).	
3-4-CHI 16	(11:47) (No Huddle, Shotgun) E.Lacy right guard to CHI 11 for 5 yards (S.McClellin).	R17
<u>1-10-CHI 11</u>	(11:15) A.Rodgers scrambles right end pushed ob at CHI 10 for 1 yard (P.McPhee).	
2-9-CHI 10	(10:38) (Shotgun) A.Rodgers pass incomplete short left to J.Jones. <i>PENALTY on CHI-J.Allen, Defensive Offside, 5 yards, enforced at CHI 10 - No Play.</i> Timeout #1 by GB at 10:32.	
2-4-CHI 5	<b>(10:32) (Shotgun) A.Rodgers pass short left to R.Cobb for 5 yards, TOUCHDOWN.</b> <i>Penalty on CHI-S.McManis, Defensive Pass Interference, declined.</i> M.Crosby extra point is GOOD, Center-B.Goode, Holder-T.Masthay.	P18

Timeout at 10:26.

<b>GB 24 CHI 16, 16 plays, 78 yards, 1 penalty, 9:31 drive, 4:34 elapsed</b>
--

M.Crosby kicks 65 yards from GB 35 to end zone, Touchback.

## Chicago Bears at 10:26

1-10-CHI 20	(10:26) J.Cutler scrambles left end to CHI 31 for 11 yards.	R18
<u>1-10-CHI 31</u>	(9:45) M.Forte right guard to CHI 34 for 3 yards (N.Palmer).	
2-7-CHI 34	(9:04) (Shotgun) J.Cutler pass incomplete short right to A.Jeffery.	
3-7-CHI 34	(9:00) (Shotgun) J.Cutler pass short left to M.Wilson to GB 16 for 50 yards (H.Clinton-Dix).	P19
<u>1-10-GB 16</u>	(8:37) (No Huddle, Shotgun) J.Cutler pass short left to A.Jeffery pushed ob at GB 6 for 10 yards (S.Shields).	P20
<u>1-6-GB 6</u>	(8:14) (No Huddle, Shotgun) J.Cutler pass short left to M.Forte pushed ob at GB 2 for 4 yards (N.Palmer).	
2-2-GB 2	(7:51) (Shotgun) J.Cutler pass incomplete short right to E.Royal.	
3-2-GB 2	(7:48) (Shotgun) J.Cutler pass incomplete short right to A.Jeffery.	
4-2-GB 2	(7:42) (No Huddle, Shotgun) J.Cutler pass incomplete short right to E.Royal.	

Timeout at 07:38.

## Green Bay Packers at 7:38

1-10-GB 2	(7:38) (Shotgun) A.Rodgers pass short right to D.Adams to GB 8 for 6 yards (P.McPhee).	
2-4-GB 8	(7:02) (No Huddle, Shotgun) E.Lacy left end pushed ob at GB 9 for 1 yard (A.Ball).	
3-3-GB 9	(6:23) (Shotgun) A.Rodgers pass incomplete short right to E.Lacy.	
4-3-GB 9	(6:15) (Punt formation) T.Masthay punts 43 yards to CHI 48, Center-B.Goode. M.Mariani to GB 41 for 11 yards (J.Elliott).	

Timeout at 06:05.

## Chicago Bears at 6:05

1-10-GB 41	(6:05) M.Forte left end to GB 33 for 8 yards (N.Palmer).	
2-2-GB 33	(5:31) (No Huddle, Shotgun) <i>PENALTY on CHI-V.Ducasse, False Start, 5 yards, enforced at GB 33 - No Play.</i>	
2-7-GB 38	(5:08) (Shotgun) M.Forte left end to GB 38 for no gain (H.Clinton-Dix).	
3-7-GB 38	(4:30) (No Huddle, Shotgun) J.Cutler pass short right to M.Bennett to GB 29 for 9 yards (S.Richardson).	P21
<u>1-10-GB 29</u>	(3:55) (No Huddle, Shotgun) J.Cutler pass short right intended for M.Bennett INTERCEPTED by C.Matthews at GB 20. C.Matthews to CHI 32 for 48 yards (J.Bushrod). <i>PENALTY on GB-N.Perry, Illegal Block Above the Waist, 10 yards, enforced at CHI 38.</i>	

## Green Bay Packers at 3:41

1-10-CHI 48	(3:41) (Shotgun) E.Lacy right guard to CHI 47 for 1 yard (S.McClellin; A.Rolle).	
2-9-CHI 47	(3:02) A.Rodgers pass incomplete deep right to R.Cobb. <i>PENALTY on CHI-W.Young, Defensive Offside, 5 yards, enforced at CHI 47 - No Play.</i>	
2-4-CHI 42	(2:56) J.Walker reported in as eligible. E.Lacy left tackle to CHI 37 for 5 yards (S.McClellin).	R19
<u>1-10-CHI 37</u>	(2:12) E.Lacy left tackle to CHI 36 for 1 yard (J.Allen). Timeout #2 by CHI at 02:07.	
2-9-CHI 36	(2:07) J.Walker reported in as eligible. A.Rodgers pass incomplete deep right to J.Jones. <i>PENALTY on CHI-K.Fuller, Defensive Pass Interference, 34 yards, enforced at CHI 36 - No Play.</i>	X20

**Green Bay Packers vs Chicago Bears at Soldier Field**

Two-Minute Warning

1-2-CHI 2 (1:59) **J.Tretter reported in as eligible. E.Lacy left guard for 2 yards, TOUCHDOWN.**

R21

M.Crosby extra point is GOOD, Center-B.Goode, Holder-T.Masthay.

**GB 31 CHI 16, 4 plays, 48 yards, 2 penalties, 1:46 drive, 13:05 elapsed**

M.Crosby kicks 52 yards from GB 35 to CHI 13. J.Rodgers to CHI 28 for 15 yards (J.Ryan).

**Chicago Bears at 1:55, (1st play from scrimmage 1:50)**

1-10-CHI 28 (1:50) (Shotgun) J.Cutler pass short middle to A.Jeffery to CHI 45 for 17 yards (M.Hyde).

P22

1-10-CHI 45 (1:31) (No Huddle, Shotgun) J.Cutler pass short left to A.Jeffery to GB 41 for 14 yards (S.Richardson).

P23

*PENALTY on GB-S.Richardson, Unnecessary Roughness, 15 yards, enforced at GB 41.*

X24

1-10-GB 26 (1:21) (Shotgun) J.Cutler pass incomplete deep right to A.Jeffery.

2-10-GB 26 (1:16) (Shotgun) J.Cutler pass incomplete short left to M.Bennett.

3-10-GB 26 (1:11) (Shotgun) J.Cutler pass short left to M.Forte to GB 24 for 2 yards (S.Shields).

4-8-GB 24 (:42) **(No Huddle, Shotgun) J.Cutler pass short right to M.Bennett for 24 yards, TOUCHDOWN.**

P25

R.Gould extra point is GOOD, Center-T.Gafford, Holder-P.O'Donnell.

**GB 31 CHI 23, 6 plays, 72 yards, 1 penalty, 1:21 drive, 14:26 elapsed**

R.Gould kicks onside 11 yards from CHI 35 to CHI 46. D.Adams (didn't try to advance) to CHI 46 for no gain (H.Jones-Quartey). CHI-S.McManis was injured during the play.

Timeout at 00:33.

**Green Bay Packers at 0:34, (1st play from scrimmage 0:33)**

1-10-CHI 46 (:33) A.Rodgers kneels to CHI 46 for no gain.

**END OF QUARTER**

	Score	Time Poss	First Downs				Efficiencies	
			R	P	X	T	3 Down	4 Down
<b>Green Bay Packers</b>	<b>31</b>	<b>8:27</b>	<b>5</b>	<b>1</b>	<b>1</b>	<b>7</b>	<b>1/3</b>	<b>1/1</b>
<b>Chicago Bears</b>	<b>23</b>	<b>6:33</b>	<b>1</b>	<b>6</b>	<b>1</b>	<b>8</b>	<b>2/4</b>	<b>1/2</b>

# Miscellaneous Statistics Report

Green Bay Packers vs Chicago Bears  
9/13/2015 at Soldier Field

## Ten Longest Plays for Green Bay Packers

Yards	Qtr	Play Start	Play Description
34	2	2-6-GB 34	(6:15) (No Huddle) A.Rodgers pass deep left to J.Jones to CHI 32 for 34 yards (A.Ball). Penalty on CHI-W.Young, Defensive Offside, declined.
25	3	1-10-CHI 31	(13:07) A.Rodgers pass deep right to D.Adams ran ob at CHI 6 for 25 yards. Chicago challenged the pass completion ruling, and the play was Upheld. The ruling on the field was confirmed. (Timeout #1.)
21	2	1-10-CHI 32	(5:51) A.Rodgers pass short right to D.Adams to CHI 11 for 21 yards (A.Rolle; S.McClellin).
20	1	1-10-GB 23	(5:25) (Shotgun) A.Rodgers pass short middle to R.Rodgers to GB 43 for 20 yards (S.McManis; S.McClellin).
16	1	1-10-CHI 47	(3:36) (No Huddle) E.Lacy left tackle to CHI 31 for 16 yards (C.Jones; S.McClellin).
15	3	2-8-CHI 46	(13:48) (No Huddle, Shotgun) E.Lacy left tackle to CHI 31 for 15 yards (A.Rolle).
15	4	1-10-CHI 37	(13:49) (Shotgun) A.Rodgers scrambles left end pushed ob at CHI 22 for 15 yards (A.Ball).
13	1	3-3-CHI 13	(:50) (Shotgun) A.Rodgers pass short left to J.Jones for 13 yards, TOUCHDOWN.
12	3	3-4-GB 39	(1:01) (Shotgun) A.Rodgers scrambles left end to CHI 49 for 12 yards.
11	3	1-10-GB 41	(14:54) R.Rodgers right end to CHI 48 for 11 yards (K.Fuller).

## Ten Longest Plays for Chicago Bears

Yards	Qtr	Play Start	Play Description
50	4	3-7-CHI 34	(9:00) (Shotgun) J.Cutler pass short left to M.Wilson to GB 16 for 50 yards (H.Clinton-Dix).
29	4	1-10-CHI 45	(1:31) (No Huddle, Shotgun) J.Cutler pass short left to A.Jeffery to GB 41 for 14 yards (S.Richardson).
25	1	3-4-GB 37	(12:11) (Shotgun) J.Cutler pass short middle to A.Jeffery to GB 12 for 25 yards (C.Hayward).
24	4	4-8-GB 24	(:42) (No Huddle, Shotgun) J.Cutler pass short right to M.Bennett for 24 yards, TOUCHDOWN.
23	2	1-5-GB 37	(11:14) (No Huddle) M.Forte left tackle to GB 14 for 23 yards (H.Clinton-Dix).
22	1	2-7-CHI 23	(14:26) M.Forte left guard pushed ob at CHI 45 for 22 yards (S.Shields; H.Clinton-Dix).
20	3	1-10-CHI 38	(9:30) (No Huddle) M.Forte right tackle to GB 42 for 20 yards (M.Hyde).
17	4	1-10-CHI 28	(1:50) (Shotgun) J.Cutler pass short middle to A.Jeffery to CHI 45 for 17 yards (M.Hyde).
12	2	3-5-CHI 41	(1:16) (Shotgun) J.Cutler scrambles right end pushed ob at GB 47 for 12 yards (M.Hyde).
12	3	3-9-CHI 26	(10:16) (No Huddle, Shotgun) J.Cutler pass short right to M.Bennett to CHI 38 for 12 yards (S.Richardson).

## Touchdown Scoring Information

		Offense	Defense	Special Teams
<b>VISITOR</b>	Green Bay Packers	4	0	0
<b>HOME</b>	Chicago Bears	2	0	0

## Player Scoring Information

Club	Player	TD	Rush TD	Rec TD	KO TD	Punt TD	Int TD	Fum TD	Misc TD	FG	XP	2Pt Rush	2Pt Rec	Sfty	Points
GB	J.Jones	0	0	2	0	0	0	0	0	0	0	0	0	0	12
GB	M.Crosby	0	0	0	0	0	0	0	0	1	4	0	0	0	7
GB	E.Lacy	0	1	0	0	0	0	0	0	0	0	0	0	0	6
GB	R.Cobb	0	0	1	0	0	0	0	0	0	0	0	0	0	6
CHI	R.Gould	0	0	0	0	0	0	0	0	3	2	0	0	0	11
CHI	M.Forte	0	1	0	0	0	0	0	0	0	0	0	0	0	6
CHI	M.Bennett	0	0	1	0	0	0	0	0	0	0	0	0	0	6

## Possession Detail

	First Half		Second Half		Game	
	Visitor	Home	Visitor	Home	Visitor	Home
Largest Lead	4	3	15	0	15	3
Drives Leading	0	1	4	0	4	1
Time of Possession Leading	0:00	2:30	13:24	0:00	13:24	2:30
Largest Deficit	-3	-4	0	-15	-3	-15
Drives Trailing	4	1	1	4	5	5
Time of Possession Trailing	11:40	7:54	3:04	13:32	14:44	21:26
Times Score Tied Up		1		0		1
Lead Changes		4		1		5

# Playtime Percentage

*Percent of playtime per player on offense, defense and special teams*

## Green Bay Packers

Offense    Defense    Special Teams

## Chicago Bears

Offense    Defense    Special Teams