



PACKERS



49ERS

Packers Weekly Media Information Packet

GREEN BAY PACKERS **VS** SAN FRANCISCO 49ERS

Sunday, October 4, 2015 @ 3:25 pm CDT • Levi's Stadium



THE DOPE SHEET

OFFICIAL PROGRAM AND PUBLICATION, ACME-PACKERS FOOTBALL TEAM.

Packers Public Relations • Lambeau Field Atrium • 1265 Lombardi Avenue • Green Bay, WI 54304 • 920/569-7500 • 920/569-7201 fax
Jason Wahlers, Aaron Popkey, Sarah Quick, Tom Fanning, Nathan LoCascio

VOL. XVII; NO. 10

GREEN BAY, SEPT. 29, 2015

WEEK 4

GREEN BAY (3-0) AT SAN FRANCISCO (1-2)

Sunday, Oct. 4 • Levi's Stadium • 3:25 p.m. CDT

PACKERS TRAVEL TO SAN FRANCISCO TO PLAY THE 49ERS

The Green Bay Packers take their second road trip of the season to face the San Francisco 49ers this Sunday.

- ▶ The Packers are 3-0 for the first time since 2011 when they started 13-0. It is the third 3-0 start under Head Coach **Mike McCarthy** (4-0, 2007). The Packers are one of seven teams still undefeated this season.
- ▶ For the third time in the last five seasons, Green Bay has scored over 95 points in its first three games (96 in 2013 and 2015, 99 in 2011). From 1970 to 2010, the Packers only surpassed 95 points in their first three games once (115 in 1996).
- ▶ Dating back to 2014, the Packers have won five or their last seven road games during the regular season.
- ▶ Green Bay's 41 road wins during the regular season under McCarthy are the second most in the NFC (Philadelphia-42) and the fifth most in the league since 2006 (New England-51 / Dallas-43 / Indianapolis-43).
- ▶ Dating back to 1970, the Packers have played the 49ers (30) the second most (St. Louis, 31) among teams it has not been in a division with (including playoffs).
- ▶ This will be the first time the Packers will play at Levi's Stadium.
- ▶ Four of the last six contests between Green Bay and San Francisco have been decided by eight points or less (including playoffs).
- ▶ Since 1990, the Packers are 9-2 during the regular season in California (49ers / Raiders / Chargers / Rams), including 2-1 under McCarthy.
- ▶ Under McCarthy, the Packers are 7-5 in games played the week after appearing on *Monday Night Football*, including wins in five of the last seven.
- ▶ This will be just the fifth time Green Bay has played a road game the week following a game on *MNF* since 2006. The Packers are 3-1 in the previous contests.
- ▶ QB **Aaron Rodgers** has started against San Francisco six times (including playoffs), completing 147 of 221 passes for 1,712 yards, 13 touchdowns, three interceptions and a passer rating of 103.7.
- ▶ Rodgers' six starts against San Francisco are tied for the most he has made against a non-division team (Seattle).
- ▶ The 49ers have won each of the last four matchups (including playoffs), but the Packers had won the previous eight against San Francisco.
- ▶ The series against San Francisco started in 1950 and is the ninth oldest for Green Bay (Arizona, 1921 / Chicago, 1921 / Detroit, 1930 / New York Giants, 1928 / Philadelphia, 1933 / Pittsburgh, 1933 / St. Louis, 1937 / Washington, 1932).
- ▶ Including playoffs, this will be the fifth meeting between the teams since 2012.
- ▶ Next week, Green Bay returns home to Lambeau Field to play the St. Louis Rams.



WITH THE CALL

FOX Sports, now in its 22nd season as an NFL network television partner, will broadcast the game to a regional audience.

▶ Play-by-play man **Joe Buck** joins color commentator **Troy Aikman** and sideline reporter **Erin Andrews**.



▶ Milwaukee's WTMJ (620 AM), airing Green Bay games since November 1929, heads up the Packers Radio Network that is made up of 50 stations in five states. **Wayne Larrivee** (play-by-play) and two-time Packers Pro Bowler **Larry McCarren** (color) call the action. McCarren first joined the team's broadcasts in 1995 and enters his 21st season calling Packers' games. McCarren has four times been voted Wisconsin Sportscaster of the Year by the National Sportscasters and Sportswriters Association. After originally being paired together in 1999, McCarren and Larrivee enter their 17th season of broadcasts together.

▶ Compass Media Networks will air the game across the country. **Matt Smith** (play-by-play) and **Brian Baldinger** (analyst) will call the action and **Jon Rothstein** will host the pre, half, and post game shows.

▶ The broadcast is also available on Sirius Satellite Radio (WTMJ feed) as part of the network's NFL Sunday Drive.

▶ DIRECTV subscribers can watch the game on channel 715.

REGULAR SEASON

Date	Opponent	Time (CT)	TV
Sun., Sept. 13	at Chicago BearsW, 31-23	62,442
Sun., Sept. 20	SEATTLE SEAHAWKSW, 27-17	78,433
Mon., Sept. 28	KANSAS CITY CHIEFS (Gold Pkg.)W, 38-28	78,214
Sun., Oct. 4	at San Francisco 49ers	3:25 p.m.	FOX
Sun., Oct. 11	ST. LOUIS RAMS	*12 p.m.	CBS
Sun., Oct. 18	SAN DIEGO CHARGERS	*3:25 p.m.	CBS
Sun., Oct. 25	BYE		
Sun., Nov. 1	at Denver Broncos	*7:30 p.m.	NBC
Sun., Nov. 8	at Carolina Panthers	*12 p.m.	FOX
Sun., Nov. 15	DETROIT LIONS (Gold Pkg.)	*12 p.m.	FOX
Sun., Nov. 22	at Minnesota Vikings	*12 p.m.	FOX
Thu., Nov. 26	CHICAGO BEARS	7:30 p.m.	NBC
Thu., Dec. 3	at Detroit Lions	7:25 p.m.	CBS/NFLN
Sun., Dec. 13	DALLAS COWBOYS	*3:25 p.m.	FOX
Sun., Dec. 20	at Oakland Raiders	*3:05 p.m.	FOX
Sun., Dec. 27	at Arizona Cardinals	*3:25 p.m.	FOX
Sun., Jan. 3	MINNESOTA VIKINGS	*12 p.m.	FOX

*—Start time and broadcast may shift due to NFL flexible scheduling

NFL POSTSEASON DATES

Jan. 9-10 AFC and NFC Wild Card Playoffs
Jan. 16-17 AFC and NFC Divisional Playoffs
Jan. 24 AFC and NFC Championship Games
Jan. 31 Pro Bowl, Aloha Stadium, Honolulu, Hawaii
Feb. 7 Super Bowl 50, Levi's Stadium, Santa Clara, California





PACKERS AT 49ERS - WEEK 4

GREEN BAY IN OCTOBER

Dating back to 2008, the Packers are 21-6 in the month of October, including a 10-4 mark on the road. Green Bay's 21 wins and .778 winning percentage both rank No. 2 in the NFL over that span:

Team	October Record	Pct.
1. New England	22-6	.786
2. Green Bay	21-6	.778
3. Pittsburgh	20-7	.741
4. N.Y. Giants	19-8	.704
5. New Orleans	18-9	.667

- ▶ The Packers have won 16 of their last 18 games played in October.
- ▶ Under Head Coach **Mike McCarthy**, Green Bay ranks in the top five in both points scored and points allowed per game in October:

Points Scored		Points Allowed	
Team	Per Game	Team	Per Game
1. New England	31.5	1. New England	17.7
2. New Orleans	27.7	2. Pittsburgh	18.5
3. Green Bay	26.9	3. Green Bay	19.0
4. N.Y. Giants	26.0	4. Baltimore	19.1
5. Chicago	25.9	5. Philadelphia	19.2

MR. OCTOBER

Since taking over as the starter in 2008, QB **Aaron Rodgers** has had some success in the month of October.

- ▶ In 12 of his last 16 starts in October, Rodgers has registered a passer rating of at least 100. He has posted seven 130-plus rating games over that span, including twice last season: a 138.7 rating in a 42-10 win vs. Minnesota in Week 5 and a 154.5 rating in a victory vs. Carolina in Week 7.
- ▶ Over his last 16 October starts (2011-present), Rodgers has completed 362 of 524 passes (69.1 percent) for 4,783 yards (298.9 ypg) and 43 TDs with just six INTs for a 120.3 passer rating. He has eclipsed the 300-yard mark in eight of those 16 games and thrown three or more TDs in 10 of them as well, including in three of four games last season: Minnesota (three), Miami (three) and Carolina (three).
- ▶ Rodgers has a 14-2 record in his last 16 October starts.
- ▶ A look at where Rodgers ranks in several categories in the month of October since taking over as the starter in 2008 (min. 300 attempts):

Quarterback	Passer Rating
1. Aaron Rodgers, GB	111.9
2. Peyton Manning, IND/DEN	106.1
3. Ben Roethlisberger, PIT	100.8

Quarterback	Completions
1. Drew Brees, NO	734
2. Aaron Rodgers, GB	592
3. Ben Roethlisberger, PIT	584

Quarterback	Yards/Attempt
1. Aaron Rodgers, GB	8.81
2. Philip Rivers, SD	8.03
3. Ben Roethlisberger, PIT	8.01

Quarterback	Touchdowns
1. Aaron Rodgers, GB	63
2. Drew Brees, NO	59
3. Peyton Manning, IND/DEN	55

Quarterback	TD/INT Ratio
1. Aaron Rodgers, GB	4.20 (63/15)
2. Tom Brady, NE	3.69 (48/13)
3. Peyton Manning, IND/DEN	3.06 (55/18)

BREAKING DOWN THE 53

The Packers' 53-man roster is composed of 25 offensive players, 25 defensive players and three specialists.

- ▶ According to the Elias Sports Bureau, Green Bay was joined by Tampa Bay and Jacksonville as the only teams in the NFL to have at least two rookie free agents make the opening-day roster each of the last six seasons (2010-15).
- ▶ Green Bay's average age on the opening-day roster was 25.23, making it the second-youngest team in the NFL (St. Louis, 24.96).
- ▶ Of the 53 players on Green Bay's roster, 35 of them (66.0 percent) were draft picks of the Packers. Dating back to 2009, Green Bay has selected eight players in the first round, seven of which are still on the team.
- ▶ Green Bay has 17 players on the roster that began their careers as non-drafted free agents, with 10 of those originally signed by Green Bay.
- ▶ Over 40 percent of the players (23 of 53, 43.4 percent) on Green Bay's roster entered the league as a sixth-round or seventh-round pick or as a non-drafted player.
- ▶ The Packers have six players on the roster that played in the NFL prior to the 2009 season. Four of those players were draft picks of the Packers (QB **Aaron Rodgers**, WR **James Jones**, K **Mason Crosby** and G **Josh Sitton**) and four have made at least one Pro Bowl (FB **John Kuhn**, Rodgers, LB **Julius Peppers** and Sitton).
- ▶ Of the 53 players on the roster, 45 began their pro careers with the Packers (84.9 percent).
- ▶ Only 20 of the 53 players on the roster (37.7 percent) were selected in the first three rounds of the draft, with 19 being drafted by the Packers.
- ▶ Of the 53 players on the roster, 43 of them (81.1 percent) are 28 years old or younger (as of Oct. 4) and 23 players (43.4 percent) are 24 years old or younger.

GREEN BAY'S ROSTER ...

BY AGE (as of Oct. 4)

21-24	23 players
25-28	20 players
29-32	8 players
33-plus	2 players

BY EXPERIENCE

R-1	12 players
2-3	17 players
4-5	7 players
6-9	14 players
10-plus	3 players

BY DRAFT ROUND

1st	9 players
2nd/3rd	10 players
4th/5th	10 players
6th/7th	7 players
Undrafted	17 players

WHAT TO LOOK FOR

- ▶ Green Bay is looking to start 4-0 for the first time since 2011 (13-0) and for the third time under Head Coach **Mike McCarthy** (2007, 4-0).
- ▶ The Packers' offensive line has only given up three sacks in the first three games of the season (tied for sixth fewest in the NFL). It is the fewest a Green Bay offensive line has allowed in the first three games since 2010 (three).
- ▶ Dating back to 1982, the Packers have allowed four or fewer sacks through the team's first four games twice (three in 2004 / one in 2003).
- ▶ Since Week 10 last season, Green Bay has allowed just 12 sacks, the second fewest in the NFL over that span (Baltimore, eight).
- ▶ Green Bay has registered a sack in 39 consecutive regular-season games, a franchise record and the longest current streak in the league.
- ▶ In the last two weeks, the Packers defense has held running backs Marshawn Lynch (41 yards on 15 carries) and Jamaal Charles (49 yards on 11 carries) to under 50 yards rushing each.
- ▶ If the Packers score 25 or more points, it will be just the second time (dating back to 1921) that Green Bay has recorded 25-plus points in each of its first four games of the season (2011).

OFFENSE

- ▶ If QB **Aaron Rodgers** throws for 300-plus yards, it will be the 42nd 300-yard passing game of his career during the regular season.
- ▶ According to the Elias Sports Bureau, Rodgers (10) joined Peyton Manning (12 in 2013) as the only QBs in NFL history to throw 10-plus touchdown passes and no interceptions in the first three games of the season.
- ▶ Rodgers has recorded a passer rating of 100-plus in each of the first four games of the season once in his career (2011, first 12 games).
- ▶ Dating back to 2014, Rodgers has not thrown an interception in 16 of the last 19 regular-season games, including the last five. The Packers are 15-1 in those games.
- ▶ Rodgers has recorded a passer rating of 100-plus in 14 of the last 19 regular-season games.
- ▶ WR **Randall Cobb** needs one reception to extend his streak of consecutive regular-season games with a reception to 44.
- ▶ After recording a career-best three touchdown receptions against Kansas City, Cobb looks to register multiple TD receptions in consecutive games for the first time in his career.
- ▶ Cobb and WR **James Jones** have each registered four touchdown receptions so far this season. Dating back to 1960, they joined Carroll Dale (1968), Keith Jackson (1996), James Lofton (1983) and Ed West (1989) as the only Packers to record four receiving touchdowns in the team's first three games of a season.
- ▶ Dating back to last season (with Oakland in 2014), Jones has registered a touchdown reception in five of the last six games. He has totaled six touchdown receptions over that span.
- ▶ If Jones records a receiving touchdown, it will be the first time in his career he has registered one or more touchdown receptions in four consecutive games. He has recorded a touchdown reception in three consecutive games four times in his career (2011, twice in 2012, 2015).
- ▶ Cobb and Jones are the first duo in team history to both have four TD catches in the first three games of the season.

DEFENSE

- ▶ LB **Clay Matthews** recorded two sacks in the win over Kansas City. It was his 13th career game with two or more sacks. He is one shy of tying Tim Harris (14, 1986-90) for No. 3 in team history (Reggie White, 16; Kabeer Gbaja-Biamila, 15).
- ▶ Matthews aims to register multiple sacks in back-to-back games for the fourth time in his career (2010, 2012, 2014).
- ▶ Including playoffs, Matthews has 4.5 sacks in the last three games against the 49ers.
- ▶ LB **Julius Peppers** is tied with DT **Mike Daniels** for the team lead with 2.5 sacks this season. Dating back to last season (including playoffs), Peppers has seven sacks in the last seven games.
- ▶ Over the last two games, LB **Jayrone Elliott** has recorded a sack, a forced fumble and an interception.
- ▶ CB **Sam Shields** looks to record an interception in back-to-back weeks for the first time in his career.

SPECIAL TEAMS

- ▶ K **Mason Crosby** (274) is four field-goal attempts short of surpassing Ryan Longwell (277) for the most in team history. In Week 2, Crosby (1,065) passed Longwell (1,054) for the franchise career scoring record.
- ▶ WR **Ty Montgomery** is tied for No. 3 in the NFL in kickoff return average this season (31.5). In Week 1, he recorded a kick return of 46 yards, the longest kick return by a Packer since a 70-yarder by S **Micah Hyde** vs. Pittsburgh on 12/22/13.

STAT OF THE WEEK

- ▶ According to the *Elias Sports Bureau*, Green Bay has scored 383 points over its last 10 regular-season home games, the highest total in team history over a span of 10 home games. Only the St. Louis Rams in 1999 and 2000 and the Denver Broncos spanning 2012 and 2013 won 10 consecutive home games while scoring as many points as the Packers.
- ▶ QB **Aaron Rodgers** has registered a 100-plus quarterback rating and 15-plus attempts in 10 straight regular-season home contests, tying Kurt Warner (1999-2000) for the NFL record.
- ▶ Dating back to 2012, Rodgers has thrown 486 passes at home in the regular season without an interception and 43 consecutive touchdown passes at home without an interception, both NFL records.
- ▶ Rodgers' streak of 43 consecutive touchdown passes at home without an interception is twice as long as any other streak of touchdown passes without an interception in home games in NFL history.
- ▶ According to ESPN Stats & Info, Rodgers joined Drew Brees (2009) and Ben Roethlisberger (2007) as the only players to throw five touchdown passes and zero interceptions on *Monday Night Football*.
- ▶ Rodgers recorded his fourth career game with five or more touchdown passes, which passed Brett Favre (three) for the most by a Packers quarterback.
- ▶ Since the start of the 2014 season, Rodgers has thrown 48 touchdowns and five interceptions.
- ▶ The Packers have won 11 straight home games (including playoffs), the longest active home winning streak in the NFL.
- ▶ It is tied for the second-longest home winning streak of the McCarthy era. (13, 2010-11 / 11, 2012-13).



THE DOPE ON THIS WEEK'S OPPONENT:

Packers vs. 49ers:

Regular season, all-time:
30-27-1

All-time postseason:
4-3

All-time, at San Francisco:
11-18-1 (includes 2-2 in postseason)

Streaks: The 49ers have won four straight, but the Packers have won 13 of the last 18 (including playoffs).

Last meeting, regular season:
Sept. 8, 2013; 49ers won, 34-28, Candlestick Park



COACHES CAPSULES

Mike McCarthy: 104-55-1, .653 (incl. 7-6 postseason); 10th NFL season

Jim Tomsula: 2-2-0, .500, 1st NFL season
(served as interim head coach for one game in 2010)

Head to Head: 0-0

vs. Opponent: McCarthy 3-4 vs. 49ers; Tomsula 0-0 vs. Packers

MIKE MCCARTHY...Is in his 10th year as the Packers' 14th head coach.

- ▶ Joined Vince Lombardi and Mike Holmgren as the only coaches to guide the Packers to a Super Bowl title with a win over Pittsburgh in Super Bowl XLV.
- ▶ Led the Packers to their sixth consecutive playoff appearance last season, joining New England as the only two NFL teams to do so over that span. Has also led the team to seven playoff appearances in the last eight years (2007, 2009-14).
- ▶ Has guided the Packers to top-10 finishes in scoring each of the past eight seasons (2007-14), joining the Patriots as the only other team to accomplish the feat; Packers finished first overall in scoring in 2014.
- ▶ His .661 winning percentage during the regular season (96-49-1) ranks No. 3 among active NFL coaches (min. 60 games).
- ▶ Was named Packers head coach on Jan. 12, 2006, his first head-coaching job after 13 years as an NFL assistant.

JIM TOMSULA...Is in his first year as the 49ers' 19th head coach.

- ▶ Spent the previous eight seasons (2007-14) coaching the defensive line with the 49ers. Also served as the team's interim head coach for the final game of the 2010 season.
- ▶ Since 2007, the 49ers rank fourth in the league in rushing yards allowed per game (98.4) and rushing average (3.72). San Francisco's defense also ranks third in the NFL in points per game allowed (19.4) and fourth in yards per game allowed (320.9).
- ▶ In 2011, San Francisco set the NFL record by not allowing a rushing touchdown in its first 14 games of the season. The team surrendered just three rushing touchdowns all year, the fewest allowed in the NFL since the league went to a 16-game schedule in 1978.
- ▶ Joined the 49ers after serving as the head coach for Rhein Fire of NFL Europa in 2006, where he was the youngest head coach in NFL history at age 38. Tomsula served as the Berlin Thunder's defensive coordinator for two seasons, winning World Bowl XII in his first season with a defense that ranked first in the NFL against the run.

THE PACKERS-49ERS SERIES

Originally dating back to 1950, the series featured two games per season from 1953-66 with the teams trading dominant stretches.

- ▶ San Francisco won 13 times in a span of 15 games between 1950-58, while the Packers won 10 of 11 games between 1959-64.
- ▶ In more recent times, the series has been noted for its postseason clashes, including several defining moments in Packers history. Green Bay's 27-17 triumph in the 1995 NFC Divisional playoff was considered the breakthrough victory that established the Packers as an elite team for the next several years. The Packers also won the next two postseason meetings, a 35-14 home victory in the 1996 NFC Divisional playoff en route to the Super Bowl XXXI title, and a 23-10 win at San Francisco in the 1997 NFC Championship game.
- ▶ The two teams met in the playoffs for a fourth straight season in 1998, with the 49ers winning 30-27 on QB Steve Young's last-second TD pass to WR Terrell Owens.
- ▶ Both squads faced off in the playoffs in back-to-back seasons (2012-13), with San Francisco coming away with wins in both.

NOTABLE CONNECTIONS

Packers HC Mike McCarthy was San Francisco's OC in 2005...Packers asst. OL coach Mike Solari served as the TEs/asst. OL coach for the 49ers from 1992-06 and the OL coach from 2010-14...Packers QB Scott Tolzien was on San Francisco's 53-man roster in 2011-12...Packers off. quality control coach Luke Getsy was a UDFA and spent the preseason with the 49ers in 2007...Packers VP/general counsel Ed Policy's father, Carmen, worked in San Francisco's front office in the 1980s and 1990s, including time as president and chief executive officer...Packers QB Aaron Rodgers is from Chico, Calif., and played collegiately at Butte College in Oroville, Calif., and the University of California...Other Packers with connections to northern California include WR Davante Adams (Palo Alto), T David Bakhtiari (San Mateo), OL coach James Campen (Sacramento), WR James Jones (San Jose; San Jose State), WR Ty Montgomery (Stanford), TE Richard Rodgers (Martinez; University of California), and def. quality control coach John Rushing (Merced)...Packers LB Clay Matthews' grandfather, Clay Sr., played DL for the 49ers for four seasons (1950, 1953-55)...49ers QB Colin Kaepernick was born in Milwaukee, Wis. ...49ers LB Nick Bellore is from Whitefish Bay, Wis. ...San Francisco's special asst. to the HC Bill Naves was the asst. athletic dir./dir. football operations at the University of Wisconsin...49ers strength, conditioning and nutrition asst. Kurt Schmidt earned his degree from the University of Wisconsin-LaCrosse, and also played LB there...49ers OC Geep Chryst coached for Wisconsin-Platteville (1987) and Wisconsin (1988) and is a native of Madison, Wis. ...Chryst was on the Bears coaching staff from 1991-95 while Packers TEs coach Jerry Fontenot was a player...Chryst served as the OC/QBs coach for the Chargers while Packers secondary-safeties coach Darren Perry was a player in 1999...Chryst was the TEs/off. quality control coach for the Panthers from 2006-10 while Packers LB Julius Peppers and Packers DL coach Mike Trgovac were with the team...49ers secondary coach Ed Donatell served as Green Bay's def. coord. from 2000-03...49ers DC Eric Mangini served as the HC for the Jets in 2006 while Packers RBs coach Sam Gash was the asst. special teams/asst. RBs coach...49ers off. asst. D.J. Boldin was a UDFA in 2009 with the Lions while Gash was the RBs coach...49ers WRs coach Ronald Curry worked alongside Perry while the two were with the Raiders in 2008...Curry played football and basketball with Peppers at UNC...49ers WRs coach Adam Henry and RBs coach Tom Rathman worked alongside Perry while the two were in Oakland from 2007-08...Rathman was also a FB for San Francisco from 1986-93 while Solari was the TEs/asst. OL coach from 1992-93...Rathman played for the L.A. Raiders in 1994 while Packers assoc. HC/LBs Winston Moss played LB...49ers special teams coord. Thomas McGaughey Jr. was a part of the Chiefs coaching staff from 2001-02 while Solari was the OL coach...49ers secondary coach Tim Lewis was selected as the 11th overall draft pick by the Packers in 1983 and played for Green Bay from 1983-86...Lewis coached the secondary for the Panthers while Trgovac and Peppers were with the team...Lewis served as the DBs coach for the Steelers while Packers special teams coord. Ron Zook and Packers college scout John Wojciechowski were with the squad...San Francisco's asst. OL coach Eric Wolford coached the OL while Zook was the HC for the University of Illinois from 2007-08...San Francisco's QBs coach Steven Logan served as the RBs coach for the Buccaneers while Packers QBs/WRs coach Alex Van Pelt was the QBs coach from 2010-11...Packers RB Eddie Lacy and 49ers S Eric Reid were teammates at Dutchtown (La.) High School...Packers C Corey Linsley blocked for 49ers RB Carlos Hyde while the two played at Ohio State...Other college teammates include Packers S Ha Ha Clinton-Dix and RB Eddie Lacy and 49ers WR DeAndrew White and DT Quinton Dial (Alabama), Packers LBs Clay Matthews and Nick Perry and 49ers CB Shareece Wright and C Marcus Martin (Southern California), Packers G Josh Sitton and 49ers FB Bruce Miller (Central Florida), and Packers TE Andrew Quarless and 49ers LB NaVorro Bowman (Penn State).

LAST MEETING, REGULAR SEASON

Sept. 8, 2013, at Candlestick Park, 49ers won, 34-28

- ▶ QB Aaron Rodgers completed 21 of 37 attempts for 333 yards and three TDs (102.6 passer rating).
- ▶ WRs Jordy Nelson and Randall Cobb both hit the 100-yard mark as they hauled in seven receptions and a TD each.
- ▶ QB Colin Kaepernick hit 27 of 39 pass attempts for 412 yards and three TDs (129.4 passer rating).
- ▶ WR Anquan Boldin notched 13 catches for 208 yards and one TD.

QUICK OUT OF THE GATE

Green Bay has continued to start games fast this season, scoring touchdowns in the first quarter in all three games, including two touchdowns on Monday night. It continued a trend of fast starts that began last season.

- Dating back to 2014, Green Bay has outscored its opponents 120-24 in the first quarter at Lambeau Field, and has held double-digit leads in seven of 10 games.
- In 2014, Green Bay scored 89 unanswered points at home in the first quarter from the Week 2 game vs. the N.Y. Jets through Week 14 vs. Atlanta. It was the most consecutive points scored at home in the first quarter since the Miami Dolphins scored 93 straight in the 1978-79 seasons.
- Green Bay has produced an NFL-leading 182 points in the first quarter since the start of the 2014 season:

Team	First-Quarter Points (2014-15)
1. Green Bay	182
2. Philadelphia	133
3. Dallas	115
4. Atlanta	113

- The Packers' 151 first-quarter points during the 2014 regular season were the most in the NFL in a single season, dating back to 1991.
- Green Bay has averaged 18.8 points per game in the first half of games since the start of 2014 to **rank No. 1 in the NFL**:

Team	Points Per Game/First Half (2014-15)
1. Green Bay	18.8
2. New England	16.8
3. Denver	14.7
4. Dallas	14.5

- The Packers **lead the league** with 43 first-half touchdowns since the beginning of the 2014 season:

Team	First-Half Touchdowns (2014-15)
1. Green Bay	43
2. New England	37
3. Denver	33
4. Dallas	32

- Green Bay **leads the league** with a first-half point differential of plus-188 since the start of the 2014 regular season:

Team	First-Half Point Differential (2014-15)
1. Green Bay	+188
2. New England	+134
3. Cincinnati	+103
4. Dallas	+77
5. Denver	+74

- Dating back to 1991, Green Bay's average of 19.4 points in the first half of games in 2014 was the second-best recorded in a single season:

Season	First-Half Points Per Game (2014)
1. New England, 2007	20.8
2. Green Bay, 2014	19.4
3. St. Louis, 2001	19.1

- Packers QB **Aaron Rodgers** ranks among the best in the league in several passing categories in the first half of games dating back to the start of the 2014 regular season (min. 120 att.):

Player	Passer Rating
1. Aaron Rodgers, GB	121.7
2. Tony Romo, DAL	106.5
3. Peyton Manning, DEN	103.8
4. Tom Brady, NE	103.0

Player	Passing Touchdowns
1. Aaron Rodgers, GB	30
2. Peyton Manning, DEN	26
3. Tom Brady, NE	23
4. Tony Romo, DAL	19

Player	Yards Per Attempt
1. Aaron Rodgers, GB	8.82
2. Ben Roethlisberger, PIT	8.21
3. Mark Sanchez, PHI	8.04
4. Russell Wilson, SEA	8.00

Player	Interception Percentage
1. Aaron Rodgers, GB	0.0
2. Alex Smith, KC	0.8
3. Eli Manning, NYG	0.8
4. Ben Roethlisberger, PIT	1.1

Player	Touchdown Percentage
1. Aaron Rodgers, GB	8.2
2. Peyton Manning, DEN	6.7
3. Tony Romo, DAL	6.1
4. Tom Brady, NE	6.1

- Rodgers has thrown 30 touchdowns and zero interceptions in the first half since the start of the 2014 regular season.
- Rodgers threw for 275-plus yards in the first half four times in the 2014 regular season, the most by an NFL quarterback over the past 25 seasons (1990-2014), with no other QB posting more than two in a season.
- Green Bay scored on all five first-half drives in both Weeks 13 and 14 of last season (six TDs, four FGs).
- With 30 points in the first half of the Week 11 victory over Philadelphia in 2014, Green Bay became the first team in NFL history to score 28-plus points in the first half of four consecutive home games.
- In a 55-14, Week 10 victory over the Chicago Bears last season, the Packers put up a memorable performance in the first half:
 - Green Bay's 42 points scored were the third most in a first half in franchise history and the most since a 49-point performance vs. Tampa Bay on Oct. 2, 1983.
 - The Packers' 42-point lead tied for the second-biggest halftime lead in league history (also Green Bay vs. Tampa Bay on Oct. 2, 1983, 49-7). The NFL record is 45 points by New England vs. Tennessee (45-0) on Oct. 18, 2009.
 - Rodgers' six touchdown passes tied for the most in any half in NFL history (Raiders QB Daryle Lamonica vs. Buffalo on Oct. 19, 1969).



PACKERS AT 49ERS - WEEK 4

MAKING GAINS

Green Bay has recorded 14 plays of 20 or more yards so far this season. During the 2014 regular season, the Packers registered 17 offensive plays of 40-plus yards and 70 plays of at least 20 yards, both ranking in the top 10 in the NFL.

- ▶ Green Bay's big-play ability allows them to score quickly. After **leading the league** in points per play (0.486) last season, the Packers rank **No. 4** in points per play (0.519) in 2015.
- ▶ Dating back to 2014, Green Bay has recorded 16 pass plays of 40 or more yards on offense, **tied for No. 3 in the NFL**:

Team	Pass Plays of 40-Plus Yards (Since 2014)
1t. Pittsburgh	20
1t. Washington	20
3t. Green Bay	16
3t. Cleveland	16
3t. Indianapolis	16

- ▶ QB **Aaron Rodgers** is tied for No. 2 in the NFL with 16 completions of 40-plus yards since 2014 (PIT Ben Roethlisberger, 20 / IND Andrew Luck, 16).
- ▶ The Packers' nine passing touchdowns of 40 or more yards are **No. 1 in the league** since the start of the 2014 season (IND/ARI/DAL, seven).
- ▶ Since the start of the 2013 regular season, the Packers are **No. 2 in the league** in pass plays of 25-plus yards:

Team	Pass Plays of 25-Plus Yards
1. Denver	92
2. Green Bay	87
3. Pittsburgh	85
4. Philadelphia	82
5. Indianapolis	77

- ▶ Green Bay currently ranks **No. 7 in the NFL** in yards per play this season. The Packers finished the 2014 regular season **ranked No. 1 in the NFL** in yards per play (6.17). The Packers have finished in the top 10 in yards per play in six of the nine seasons under Head Coach **Mike McCarthy**:

Season	Yards Per Play/Ranking
2006	5.03 (19th)
2007	6.02 (2nd)
2008	5.55 (11th)
2009	5.82 (9th)
2010	5.73 (6th)
2011	6.56 (2nd)
2012	5.58 (14th)
2013	5.96 (4th)
2014	6.17 (1st)
2015	6.11 (7th)

IN THE ZONE

The Packers have visited the red zone 13 times this season, **tied for No. 3 in the NFL**. Green Bay's has scored on all 13 trips, giving the Packers the second-most red-zone scores this season:

Team	Red-Zone Scores (2015)
1. New England	17
2. Green Bay	13
3t. Arizona	12
3t. Cincinnati	12
3t. Tennessee	12

- ▶ Green Bay has scored 76 points in the red zone in 2015, **No. 3 in the NFL**:

Team	Red-Zone Points (2015)
1. New England	103
2. Arizona	79
3. Green Bay	76
4. Tennessee	75
5. Cincinnati	71
6. Pittsburgh	64

- ▶ The Packers' 312 points scored in the red-zone **ranked No. 4 in the NFL** last season:

Team	Red-Zone Points (2014)
1. New England	338
2. Denver	328
3. New Orleans	317
4. Green Bay	312
5. Miami	303

- ▶ After ranking **No. 4 in the league** with 37 touchdowns in the red zone during the 2014 regular season, Green Bay is tied for **No. 4 in the league** so far in 2015 with nine red-zone touchdowns:

Team	Red-Zone TDs (2015)
1. New England	13
2. Arizona	11
3. Tennessee	10
4t. Green Bay	9
4t. Cincinnati	9
5t. Atlanta	8
5t. N.Y. Jets	8
5t. Pittsburgh	8

- ▶ The Packers have recorded eight touchdown passes in the red zone to tie for **No. 1 in the NFL** in 2015:

Team	Red-Zone Passing TDs (2015)
1t. Green Bay	8
1t. New England	8
3t. Arizona	7
3t. Tennessee	7
5t. Cincinnati	6
5t. N.Y. Jets	6



PACKERS AT 49ERS - WEEK 4

PROLIFIC PACKERS

Dating back to 2010, Green Bay has been one of the most productive offenses in the NFL.

► A glance at where the Packers rank in several offensive categories since 2010:

Team	Points Per Game
1. New England	31.6
2. Green Bay	28.7
3. Denver	27.7

Team	30-Point Games
1. New England	50
2t. Green Bay	38
2t. Denver	38
4. New Orleans	35

Team	40-Point Games
1. New England	19
2. Green Bay	15
3. Denver	11
4. New Orleans	10

Team	Total Touchdowns
1. New England	306
2. Green Bay	284
3. Denver	275

Team	Passing Touchdowns
1. New Orleans	196
2. Green Bay	195
3. Denver	182

Team	Net Yards Per Game
1. New Orleans	410.7
2. New England	395.8
3. Philadelphia	387.5
4. Green Bay	381.6
4. Denver	381.3

Team	Net Passing Yards/Game
1. New Orleans	305.4
2. New England	275.7
3. Detroit	275.2
4. Green Bay	269.6
5. Atlanta	264.8

► A look at Green Bay's regular-season record since 2006 by point total:

Points Scored	GB Record Since 2006
30-plus	58-5 (.921)
21-29	29-17-1 (.628)
11-20	7-17 (.292)
10 or less	3-10 (.231)

NOT IN A GIVING MOOD

The Packers are **tied for No. 1 in the NFL** with only one turnover this season. A look at Green Bay's giveaway totals each season since 2006 and where that ranked in the NFL:

Season	Giveaways/Ranking
2006	33 (26th)
2007	24 (t-7th)
2008	21 (t-8th)
2009	16 (1st)
2010	22 (10th)
2011	14 (2nd)
2012	16 (t-2nd)
2013	25 (t-15th)
2014	13 (t-1st)
2015	1 (t-1st)

► Green Bay's 107 turnovers since 2009 are **No. 2 in the NFL**:

Team	Total Giveaways Since 2009
1. New England	100
2. Green Bay	107
3. San Francisco	119
4. Atlanta	134

► In 2014, the Packers recorded the fewest total giveaways in a single regular season in team history. The four best giveaway seasons in franchise history have come under Head Coach **Mike McCarthy's** direction:

Season	Total Giveaways
1. 2014	13
2. 2011	14
3t. 2009, 2012	16

► Green Bay did not turn the ball over in seven games last season, **tied for No. 2 in the NFL** (New England-eight, Seattle-seven). For the first time in team history (since 1933), the Packers did not turn the ball over in four straight games in a single season (Weeks 11-14). Green Bay has registered 35 zero-turnover games since 2009, which is **No. 2 in the NFL** over that span:

Team	Zero-Turnover Games Since 2009
1. New England	40
2. Green Bay	35
3. San Francisco	34
4. Kansas City	30
5. Baltimore	28

► Green Bay is 71-19-1 (.786) in the regular season under McCarthy when it doesn't have a giveaway or turns it over just once. A look at the Packers' record by the number of giveaways they have in a game since 2006:

Giveaways In Game	GB Record Since 2006
None	39-5-1 (.878)
One	32-14 (.696)
Two	21-16 (.568)
Three-plus	5-14 (.263)



PACKERS AT 49ERS - WEEK 4

AT THE HELM

Having led Green Bay to the playoffs in seven of his first nine seasons as head coach, **Mike McCarthy** is joined by Vince Lombardi and Mike Holmgren as the only coaches to guide the Packers to a Super Bowl win with a victory over Pittsburgh in Super Bowl XLV.

▶ McCarthy guided the Packers to a franchise-record fourth consecutive division title in 2014.

▶ With a win at Tampa Bay in Week 16 of the 2014 season, McCarthy passed Lombardi for the No. 2 spot in team history as far as overall victories:

Coach	Overall Wins
1. Curly Lambeau, 1921-49	212
2. Mike McCarthy, 2006-14	104
3. Vince Lombardi, 1959-67	98
4. Mike Holmgren, 1992-98	84

▶ The 104 overall wins are the most in the NFC and the third most in the NFL since 2006 (Indianapolis and New England). McCarthy reached 100 career wins (including playoffs) in just his 155th game. He was the fastest to reach 100 wins in the NFL since George Seifert in 1996 (132 games).

▶ McCarthy reached 100 overall wins faster than any active NFL coach:

Coach	Games Needed For 100 Wins
1. Mike McCarthy, GB	155
2. Andy Reid, PHI/KC	165
3. Bill Belichick, CLE/NE	172

▶ McCarthy recorded his third regular season with 12-plus wins in 2014 (2007, 2011), passing Curly Lambeau (1929, 1931), Lombardi (1962, 1966), Holmgren (1996-97) and Mike Sherman (2001-02) for the most by a coach in franchise history.

▶ McCarthy has led the Packers to five seasons with 11-plus wins, passing Lombardi and Holmgren (four each) for the most in team history.

▶ In Week 12 of the 2014 season, McCarthy registered his 90th career regular-season win, passing Lombardi (89) for the second most in franchise history (Lambeau, 209).

▶ McCarthy joined Pittsburgh's Bill Cowher (2005) as the only Super Bowl-winning coaches to lead their respective teams to three road wins as the No. 6 seed in the postseason en route to a world title.

▶ Including playoffs, McCarthy has a 104-54-1 record since taking over as head coach in 2006, a .657 winning percentage that ranks **No. 2 among current NFL head coaches** (minimum 60 games):

Coach	Winning Pct.
1. Bill Belichick, CLE/NE	.665 (234-118)
2. Mike McCarthy, GB	.657 (104-54-1)
3. Mike Tomlin, PIT	.636 (89-51)
4. John Harbaugh, BAL	.631 (82-48)

▶ McCarthy coached in his 134th game in Week 13 at Detroit in 2013 (including playoffs), moving him past Bart Starr for No. 2 in team history:

Coach	Overall Games
1. Curly Lambeau, 1921-49	339
2. Mike McCarthy, 2006-14	160
3. Bart Starr, 1975-83	133

▶ McCarthy won his 75th career game (including playoffs) at Detroit in Week 11 of 2012, tying Kansas City's Andy Reid and New Orleans' Sean Payton for the fastest to 75 wins among active NFL head coaches. It is the third fastest in team history:

Coach	Games Needed For 75 Wins
1t. Mike McCarthy, GB	114
1t. Sean Payton, NO	114
1t. Andy Reid, PHI/KC	114

Coach	Games Needed For 75 Wins
1. Vince Lombardi	102
2. Mike Holmgren	111
3. Mike McCarthy	114

▶ McCarthy has guided the Packers to five seasons with 11-plus wins (2007, 2009, 2011-12, 2014), passing Lombardi (1961-63, 1966) and Holmgren (1995-98) for the **most by a coach in franchise history**.

▶ McCarthy's six regular seasons with 10-plus wins are tied with Lambeau for the team record.

▶ Since McCarthy took over in 2006, the Packers rank **No. 2 in the NFL** in regular-season winning percentage:

Team	Winning Pct.
1. New England	.782 (115-32)
2. Green Bay	.663 (97-49-1)
3. Indianapolis	.660 (97-50)

WINNING WAYS

With a win in Week 15 at Chicago in 2012, Green Bay posted its fourth straight 10-win season, tying a franchise record that was done three other times in club annals (1929-32, 1995-98, 2001-04).

▶ A victory vs. Tennessee in Week 16 brought the Packers' win total to 47 from 2009-12, which ranks second in franchise history:

Seasons	Regular-Season Wins
1. 1995-98	48
2. 2009-12	47
3. 1994-97	46

▶ Green Bay's five 10-win regular seasons since 2009 are tied for No. 2 (Indianapolis) in the NFL behind New England's six.

▶ A look at the top regular-season win totals in the league since 2009:

Team	Regular-Season Wins (Since 2009)
1. New England	76
2. Green Bay	70
3. New Orleans	62
4. Baltimore	61

▶ The Packers are the only NFC team and one of two teams in the league (New England) to make the playoffs each of the past six seasons (2009-14).

▶ Including playoffs, the Packers have won 76 games since 2009, which ranks **No. 2 in the league** over that span:

Team	Total Wins (Since 2009)
1. New England	83
2. Green Bay	76
3. Baltimore	69

DIFFERENTIAL MAKES A DIFFERENCE

Green Bay finished in the top 10 in the league in turnover differential in six consecutive seasons (2007-12), the only team in the NFL to accomplish that feat over that span. Since the start of the 2014 regular season, the Packers have a plus-17 turnover differential, the **best in the NFL**:

Team	Turnover Margin
1. Green Bay	plus-17
2. New England	plus-15
3. Buffalo	plus-12
4t. Arizona	plus-11
4t. Denver	plus-11
4t. Seattle	plus-11

► A look at where Green Bay ranks in the category since 2009:

Team	Turnover Margin (Since 2009)
1. New England	plus-100
2. Green Bay	plus-79
3. San Francisco	plus-60

- Green Bay has won or come out even in the turnover battle in 56 of its last 69 regular-season games.
- Green Bay ranked **No. 2 in the league** in 2011 with a plus-24 turnover differential, trailing only San Francisco (plus-28). That mark was tied for No. 2 in franchise history. Two of the top five ratios have come under Head Coach **Mike McCarthy**:

Season	Turnover Margin
1. 1943	plus-26
2t. 1941	plus-24
2t. 1965	plus-24
2t. 2009	plus-24
2t. 2011	plus-24

► During McCarthy's tenure, the Packers have a 69-8-1 (.891) regular-season record when they come out ahead in the game in turnover ratio:

Turnover Margin	GB Record Since 2006
minus-3 or worse	0-2 (.000)
minus-2	2-11 (.154)
minus-1	8-16 (.333)
even	18-12 (.600)
plus-1	33-4-1 (.882)
plus-2	17-2 (.895)
plus-3 or better	19-2 (.905)

KEEPING THE CHAINS MOVING

The Packers **rank No. 2 in the NFL** in third-down conversion rate since the start of 2014:

Team	Third-Down Conversion Rate (Since 2014)
1. New Orleans	48.2
2. Green Bay	46.7
3. New England	46.5
4. Dallas	46.1
5. Atlanta	45.9

- In 2014, Green Bay converted 51.4 percent (55-107) of third downs from Weeks 10-17, No. 1 in the NFL over that span.
- From 2007-14, Green Bay's offense finished in the top 10 on third down every season, one of only two teams in the league to do so over that span (New Orleans).
- Three of the top five seasons in team history since the 1970 AFL-NFL merger have come under Head Coach **Mike McCarthy**:

Season	Third-Down Conversion Rate
1. 1995	49.1
2. 2011	48.1
3. 2004	47.3
4. 2014	47.2
5. 2009	47.0

POINTS, POINTS, POINTS

The Packers started the 2015 season continuing to put up points. Through three weeks, Green Bay ranks **No. 4 in the NFL** with 32.0 points per game.

► Since the start of last season, Green Bay is **tied for No. 1** for the most 30-plus point games in the NFL:

Team	30-Plus Point Games (Since 2014)
1t. Green Bay	10
1t. Dallas	10
1t. New England	10
4t. Denver	9
4t. Philadelphia	9
6. Pittsburgh	8
7t. Indianapolis	7
7t. San Diego	7

- The Packers **ranked No. 1 in the league** in points per game (30.4) and **tied for the lead the NFL** in touchdowns scored per game (3.63) last season.
- At home, Green Bay is even better, **leading the league** in points per game since 2014 (38.3).
- In 2014, the Packers became the first team in NFL history to score 23-plus points in the first half in six consecutive home games in a single season.
- Green Bay scored a total of 108 points in Weeks 10-11 last season, scoring 55 against Chicago and 53 versus Philadelphia.
- The Packers were only the second team in NFL history to score 53-plus points in back-to-back games, joining the Los Angeles Rams (1950).
- It marked the first time in franchise history that the Packers registered back-to-back 50-point games. It was the fifth time in NFL history that a team accomplished the feat.
- Green Bay was the only team to score at least 50 points twice during the 2014 regular season.
- Dating back to the AFL-NFL merger of 1970, it was the eighth time a team scored 50 or more points multiple times in one regular season (Denver-three in 2013 / New England-two in 2012 / Seattle-two in 2012 / New England-two in 2007 / Cincinnati-two in 1989 / Dallas-two in 1980 / New England-two in 1979).



PACKERS AT 49ERS - WEEK 4

SACKING PACK

With **Dom Capers** as defensive coordinator (2009-15), the Packers have recorded 256 sacks, which is **No. 3 in the NFL** over that span.

- ▶ The Packers recorded seven sacks against Kansas City in Week 3, which tied for the highest single-game total for Green Bay during the Capers era (vs. CHI, 9/13/12 / vs. TEN, 12/23/12 / at TB, 12/21/14).
- ▶ Green Bay's 52 sacks since the start of the 2014 regular season, **tied for No. 7 in the NFL** over that span, are only a partial representation to how much pressure they put on opposing quarterbacks. Dating back to 2014, the Packers have registered at least six quarterback hits in 11 of 19 regular-season games.
- ▶ Green Bay has recorded a sack in 39 consecutive regular-season games, a franchise record and the longest current streak in the NFL.
- ▶ Dating back to 1963, the Packers' nine sacks during the 2014 playoffs tied (1967) for the third most Green Bay has recorded in a single post-season (11 in 2010 and 10 in 2003).

SPREADING AROUND THE SACKS

Through three games this season, DT **Mike Daniels** (2.5), LBs **Julius Peppers** (2.5), **Clay Matthews** (2.0), **Nick Perry** (1.0), **Jayrone Elliott** (1.0), **Joe Thomas** (1.0), **Mike Neal** (0.5) and DT **B.J. Raji** (0.5) have contributed to the Packers' sack total.

- ▶ Green Bay is **tied for No. 1 in the league** for the most players to register at least half a sack this season:

Team	Players With 0.5 Sacks (2015)
1t. Green Bay	8
1t. Denver	8
1t. St. Louis	8
4t. Jacksonville	7
4t. New England	7

- ▶ Green Bay had multiple players from all three levels of the defense (defensive line, linebackers, defensive backs) with one or more sacks during the 2014 regular season.

TAKE IT AWAY NOW

A key component to a good defense is forcing turnovers. It has been a focal point of the Packers defense for years and it has continued this season.

- ▶ With Green Bay up by a touchdown midway through the fourth quarter, the Chicago Bears drove to the Packers' 29-yard line. On first and 10, LB **Clay Matthews** stepped in front of a Jay Cutler pass, picking it off and returning it 42 yards to end the scoring threat. Green Bay went 48 yards in four plays to score a touchdown that put the Packers up, 31-16, with under two minutes to play in Week 1.
- ▶ In Week 2 vs. Seattle, LB **Jayrone Elliott** played a hand in turnovers on consecutive possessions in the fourth quarter. He first intercepted a Russell Wilson pass in Seattle territory, setting up a K **Mason Crosby** field goal to take a 10-point lead, and then he forced a fumble that was recovered by DB **Micah Hyde** to seal the victory.
- ▶ Against Kansas City, Packers CB **Sam Shields** intercepted a QB Alex Smith pass at the Chiefs' 19-yard line and returned it to the four-yard line, setting a Green Bay touchdown to take a 31-7 lead.
- ▶ Including playoffs, the Packers have recorded one or more takeaways in 27 of the last 28 games.

- ▶ Dating back to 2014, the Packers are tied for **No. 3 in the NFL** in takeaways during the regular and postseason:

Team	Takeaways (Since 2014)
1t. Dallas	38
1t. Buffalo	38
3t. Green Bay	37
3t. Denver	37
5t. Houston	36
5t. New England	36
5t. Philadelphia	36

- ▶ Under the guidance of defensive coordinator Dom Capers, the Packers have forced 186 turnovers, **No. 4 in the NFL since 2009**:

Team	Takeaways (Since 2009)
1. New England	200
2. Chicago	192
3. New York Giants	190
4. Green Bay	186
5. San Francisco	179

- ▶ The Packers have converted three turnovers into scores this season (17 points). In 2014, Green Bay **ranked No. 3** in the league for points off of takeaways:

Team	Points Off Of Takeaways (2014)
1. Houston	123
2. New England	112
3. Green Bay	110
4. Denver	103

- ▶ The Packers have three interceptions through three games this season. Since 2014, Green Bay is **tied for No. 4** in the NFL with 25 interceptions (including playoffs):

Team	Interceptions (2014)
1t. Arizona	26
1t. Denver	26
1t. New England	26
4t. Green Bay	25
4t. San Francisco	25
6. Buffalo	24
7t. Cincinnati	23
7t. Detroit	23

- ▶ Green Bay finished the 2014 regular season **No. 2 in the NFL** with 396 interception return yards. The Packers **tied for No. 3 in the league** with three interceptions returned for touchdowns last season.

- ▶ The Packers have a **64-16 record** (.800) when they record **at least two takeaways** in a game under Head Coach **Mike McCarthy**. A look at the Packers' record by the number of takeaways since 2006:

Takeaways In Game	GB Record Since 2006
None	4-15 (.211)
One	29-18-1 (.615)
Two	29-9 (.763)
Three-plus	35-7 (.833)

AMONG THE LEADERS

QB **Aaron Rodgers** continues to put up big numbers, recording multiple touchdowns and passer ratings of 100-plus in each of the first three games this season, while not throwing an interception. It follows a 2014 season that earned him his second career NFL MVP award from *The Associated Press*.

- ▶ He had eight three-touchdown/zero-interception games in 2014, which was tied for first in NFL history with NE QB Tom Brady (2007). Rodgers has already recorded two this season.
- ▶ In Week 10 of the 2014 season, he joined Raiders QB Daryle Lamonica (vs. BUF, Oct. 19, 1969) as the only players in NFL history to throw for six touchdowns in a first half.
- ▶ In 2014, he became the first quarterback in NFL history to throw for 18-plus touchdowns with one or fewer INTs in the first seven games of a season. He has 10 touchdowns and zero interceptions through three games this season.
- ▶ His 13 games (min. 15 attempts) without an interception in 2014 were the third most in a regular season in NFL history.
- ▶ Rodgers extended his NFL record by finishing the 2014 regular season with a passer rating above 100.0 for the sixth season in a row. Rodgers' 112.2 passer rating was the second-best mark in a season in team history, trailing only his own rating of 122.5 in 2011.
- ▶ Dating back to 2012, he has thrown 486 passes at home in the regular season without an interception and 43 consecutive touchdown passes at home without an interception, both NFL records.
- ▶ Since the start of the 2014 season, Rodgers ranks among the league leaders in several categories:

Quarterback	Passer Rating (Since 2014)
1. Aaron Rodgers, GB	115.6
2. Tony Romo, DAL	111.2
3. Ben Roethlisberger, PIT	104.6
4. Carson Palmer, ARI	101.8
5. Tom Brady, NE	101.5

Quarterback	Passing TDs (Since 2014)
1. Aaron Rodgers, GB	48
2. Andrew Luck, IND	45
3. Peyton Manning, DEN	44
4. Tom Brady, NE	42
5. Tony Romo, DAL	37

Quarterback	TD/INT Ratio (Since 2014)
1. Aaron Rodgers, GB	9.6
2. Tom Brady, NE	4.7
3. Carson Palmer, ARI	4.0
4. Tony Romo, DAL	3.4
5. Ben Roethlisberger, PIT	3.3

Quarterback	TD Percentage (Since 2014)
1. Aaron Rodgers, GB	7.9
2. Tony Romo, DAL	7.3
3. Carson Palmer, ARI	6.4
4. Andrew Luck, IND	6.1
5. Peyton Manning, DEN	6.1

- ▶ Dating back to 2014, Rodgers has recorded nine games (min. 15 attempts) with a passer rating of 120.0 or more (seven in 2014 / two in 2015), the most in the NFL:

Player	120-Plus Passer Rating Games (2014-15)
1. Aaron Rodgers, GB	9
2. Tony Romo, DAL	7
3t. Peyton Manning, DEN	5
3t. Philip Rivers, SD	5

- ▶ Rodgers' 38 touchdowns in 2014 tied for the fourth most in a single season in franchise history:

Player	TD Passes
1. Aaron Rodgers, 2011	45
2t. Aaron Rodgers, 2012	39
2t. Brett Favre, 1996	39
4t. Aaron Rodgers, 2014	38
4t. Brett Favre, 1995	38

- ▶ A look at where Rodgers ranks in several categories **since 2011** (min. 500 attempts):

Quarterback	Passer Rating (Since 2011)
1. Aaron Rodgers, GB	113.6
2. Peyton Manning, IND/DEN	106.2
3. Drew Brees, NO	101.5

Quarterback	Touchdowns (Since 2011)
1. Drew Brees, NO	163
2. Aaron Rodgers, GB	149
3. Tom Brady, NE	140
4. Peyton Manning, IND/DEN	136

Quarterback	Yards/Attempt (Since 2011)
1. Aaron Rodgers, GB	8.50
2. Peyton Manning, IND/DEN	7.94
3. Russell Wilson, SEA	7.87

Quarterback	Completion Pct. (Since 2011)
1. Drew Brees, NO	67.8
2. Peyton Manning, IND/DEN	67.4
3. Aaron Rodgers, GB	67.3

Quarterback	TD/INT Ratio (Since 2011)
1. Aaron Rodgers, GB	5.96 (149/25)
2. Tom Brady, NE	3.50 (140/40)
3. Peyton Manning, DEN	3.49 (136/39)

Quarterback	Yards/Completion (Since 2011)
1. Brian Hoyer, NE/ARI/CLE	13.01
2. Aaron Rodgers, GB	12.64
3. Cam Newton, CAR	12.59



PACKERS AT 49ERS - WEEK 4

A RATINGS SUCCESS

Since taking over as the starter in 2008, **QB Aaron Rodgers** is **No. 1 in the NFL** in 100-plus passer rating games (min. 15 attempts) over that span:

Quarterback	100-Rating Games (Since '08)
1. Aaron Rodgers, GB	65
2. Drew Brees, NO	59
3. Philip Rivers, SD	55

► A look at where Rodgers ranks in the NFL **since 2011** (min. 15 att.):

Quarterback	100-Rating Games
1. Aaron Rodgers, GB	40
2. Drew Brees, NO	35
3. Tom Brady, NE	34

► Rodgers is **No. 1 in the NFL** since the start of the 2014 regular season (min. 15 att.) with six games with a passer rating over 130.0:

Quarterback	130-Rating Games (Since 2014)
1. Aaron Rodgers, GB	7
2. Tony Romo, DAL	6

► Since 2011, Rodgers **leads the NFL** in games with a passer rating of at least 130.0 (min. 15 att.):

Quarterback	130-Rating Games (Since 2011)
1. Aaron Rodgers, GB	18
2t. Drew Brees, NO	12
2t. Tony Romo, DAL	12
4. Peyton Manning, DEN	11

► Rodgers and Pittsburgh QB Ben Roethlisberger are the only quarterbacks in the NFL to have two 150-plus rating games since the start of the 2014 regular season.

PUTTING UP THE POINTS

Dating back to 2014, QB **Aaron Rodgers** ranks **No. 1 in the league** in the regular season in both touchdown passes (48) and touchdown percentage of 7.9.

► Rodgers has recorded at least three touchdown passes in 10 games since the start of last season, **No. 1 in the NFL**:

Player	Games With 3+ Passing TDs (Since 2014)
1. Aaron Rodgers, GB	10
2. Peyton Manning, DEN	9
3. Tony Romo, DAL	8
4t. Andrew Luck, IND	7
4t. Philip Rivers, SD	7

► Since becoming the starter in 2008, he has 45 games with at least three touchdown passes during the regular season, **tied for No. 2 in the league** over that time span:

Player	Games With 3+ Passing TDs (Since 2008)
1. Drew Brees, NO	48
2t. Aaron Rodgers, GB	45
2t. Peyton Manning, IND/DEN	45

COOL UNDER FIRE

According to STATS LLC, QB **Aaron Rodgers** has a passer rating of 129.3 against the blitz this season, **No. 4 in the NFL**. Last season, he tallied a league-high passer rating of 130.4 against the blitz.

► A look at where Rodgers ranks against the blitz since the start of the 2014 regular season (min. 60 att.):

Quarterback	Passer Rating (Since 2014)
1. Aaron Rodgers, GB	130.3
2. Philip Rivers, SD	124.0
3. Tony Romo, DAL	114.1
4. Tom Brady, NE	111.6

Quarterback	Passing TDs (Since 2014)
1t. Aaron Rodgers, GB	17
1t. Andrew Luck, IND	17
3. Tony Romo, DAL	16
4t. Peyton Manning, DEN	15
4t. Philip Rivers, SD	15
4t. Matt Ryan, ATL	15

Quarterback	TD Percentage (Since 2014)
1. Aaron Rodgers, GB	12.1
2. Tony Romo, DAL	10.5
3. Philip Rivers, SD	8.2
4. Mark Sanchez, PHI	7.9

► In 106 career starts, Rodgers has posted a 100-plus passer rating against the blitz 54 times (42-12 record in those games). That includes 30 games with a 125-plus rating.

► A glance at where some of Rodgers' numbers against the blitz rank among active quarterbacks **since 2008** (according to STATS LLC, min. 400 attempts):

Quarterback	Passer Rating (Since 2008)
1. Aaron Rodgers, GB	111.1
2. Tom Brady, NE	105.6
3. Drew Brees, NO	102.1

Quarterback	TD Percentage (Since 2008)
1. Aaron Rodgers, GB	8.0
2. Peyton Manning, IND/DEN	6.5
3. Tom Brady, NE	6.5

Quarterback	Yards/Attempt (Since 2008)
1. Aaron Rodgers, GB	8.90
2. Philip Rivers, SD	8.85
3. Drew Brees, NO	8.39

Quarterback	25-Yard Passes (Since 2008)
1. Philip Rivers, SD	93
2. Eli Manning, NYG	89
3. Aaron Rodgers, GB	88

Quarterback	TD/INT Ratio (Since 2008)
1. Tom Brady, NE	7.78
2. Aaron Rodgers, GB	4.00
3. Drew Brees, NO	3.26

CLIMBING FAST

QB **Aaron Rodgers** has continued to reach marks in record time.

► Rodgers made his 100th career start last season in a Week 14 victory over the Atlanta Falcons. He ranks **No. 1 in NFL history** in a quarterback's first 100 starts in:

- Passing yards (27,520)
- Zero-INT games (58)
- 100-plus passer rating games (60)
- Passer rating (107.3)
- TD/INT ratio (4.11, 222-54)

► In Week 5 against Minnesota last season, Rodgers threw the 200th touchdown of his career during the regular season. According to the Elias Sports Bureau, Rodgers set an NFL record for the fewest interceptions at the time of his 200th career touchdown pass with 53. It topped New England QB Tom Brady's (88) record by 35 interceptions.

► Rodgers reached 200 career touchdown passes in his 99th career game, the second fastest in NFL history behind only Dolphins QB Dan Marino (89 games).

Player	# Games To 200 TD Passes
1. Dan Marino, MIA	89
2. Aaron Rodgers, GB	99
3. Peyton Manning, IND	106
4. Brett Favre, GB	107
5. Tom Brady, NE	116

► He posted his 3,000th career passing attempt in the Week 2 win over the Jets in 2014, becoming just the third player in franchise history to register 3,000 career passing attempts (Brett Favre, 8,754; Bart Starr, 3,149).

► At the time of his 3,000th career passing attempt, Rodgers had 53 career interceptions, an NFL record by a quarterback for the fewest INTs at the time of his 3,000th career attempt (Neil O'Donnell, 59 INTs).

► Also in Week 2 last season, Rodgers (25,871) moved past Bart Starr (24,718) for No. 2 on the all-time franchise list for passing yards.

► According to the Elias Sports Bureau, Rodgers reached the 25,000-yard mark in the fewest attempts in NFL history:

Player	Pass Attempts To 25,000 Yards
1. Aaron Rodgers, GB	3,065
2. Kurt Warner, STL/NYG/AZ	3,076
3. Ben Roethlisberger, PIT	3,109

► Rodgers reached 25,000 yards in his 98th regular-season game, making him the fourth fastest to get to the mark in league history in terms of games.

Player	# Games To 25,000 Yards
1. Dan Marino, MIA	92
2t. Peyton Manning, IND/DEN	97
2t. Kurt Warner, STL/NYG/ARI	97
4. Aaron Rodgers, GB	98

TAKING HIS PLACE AMONG THE GAME'S BEST

Rodgers surpassed the 1,500-attempt plateau for his career in 2010, the benchmark to qualify for passer rating in the NFL record book.

► Rodgers ranks **No. 1 in NFL history** in career passer rating:

Quarterback	Career Passer Rating
1. Aaron Rodgers, GB	106.8
2. Tony Romo, DAL	97.6
3. Peyton Manning, IND/DEN	97.3
4. Steve Young, TB/SF	96.8
5. Tom Brady, NE	96.3

► With his 112.2 passer rating last season (second highest of his career), Rodgers became the **first quarterback in NFL history** to register six straight 100-plus passer rating seasons. 49ers QB Steve Young (1991-94) accomplished the feat in four consecutive seasons.

► With 4,295 passing yards in 2012, Rodgers brought his total in five seasons as a starter to 21,332. That ranked **No. 1 in NFL history** for the most passing yards by a QB in his first five seasons as a starter, topping the previous mark held by Peyton Manning (20,618, 1998-2002).

► In 106 career regular-season starts, Rodgers has eclipsed the century mark in passer rating 65 times and recorded 41 games of 300-plus yards.

► Where Rodgers ranks among active NFL quarterbacks **since he took over as the starter in 2008** (min. 1,000 attempts):

Quarterback	Passing Yards (Since 2008)
1. Drew Brees, NO	35,454
2. Philip Rivers, SD	30,857
3. Eli Manning, NYG	29,134
4. Matt Ryan, ATL	29,112
5. Aaron Rodgers, GB	29,020
Quarterback	Passing TDs (Since 2008)
1. Drew Brees, NO	264
2. Aaron Rodgers, GB	235
3. Peyton Manning, IND/DEN	229
Quarterback	Passer Rating (Since 2008)
1. Aaron Rodgers, GB	107.3
2. Peyton Manning, IND/DEN	101.0
3. Drew Brees, NO	100.1
Quarterback	Yards/Attempt (Since 2008)
1. Aaron Rodgers, GB	8.27
2. Philip Rivers, SD	8.06
3. Russell Wilson, SEA	7.87
Quarterback	INT Percentage (Since 2008)
1. Tom Brady, NE	1.56
2. Aaron Rodgers, GB	1.60
3. Alex Smith, SF/KC	1.96
Quarterback	25-Yard Passes (Since 2008)
1. Drew Brees, NO	266
2. Aaron Rodgers, GB	254
3. Philip Rivers, SD	235
Quarterback	Rushing Yards (Since 2008)
1. Cam Newton, CAR	2,715
2. Michael Vick, PHI/NYJ	2,146
3. Russell Wilson, SEA	2,014
4. Aaron Rodgers, GB	1,858



PACKERS AT 49ERS - WEEK 4

TAKING CARE OF THE BALL

Since taking over as the starter in 2008, QB **Aaron Rodgers** has been one of the best in the league when it comes to limiting interceptions. He has not thrown one so far in the 2015 season and **ranked No. 1 in the NFL** during the 2014 regular season with five interceptions, the third fewest in a single regular season (min. 250 att.) in Packers' history.

▶ Rodgers finished the 2014 regular season with the fewest interceptions of his career since taking over as the starter in 2008:

<u>Year</u>	<u>Interceptions</u>	<u>GP</u>
1. 2014	5	16
2t. 2011	6	15
2t. 2013	6	9

▶ Rodgers is currently on a streak of throwing 486 passes at home in the regular season without an interception and 43 consecutive touchdown passes at home without an interception, both NFL records.

▶ Rodgers posted seven consecutive zero-interception games during the 2014 regular season (Weeks 2-7), passing Bart Starr's franchise record of six (min. 15 attempts a game) set in 1964.

▶ Rodgers joined Patriots QB Tom Brady (2007) as the only players in NFL history to register four straight three-touchdown/zero-interception games in a single season (Weeks 4-7, 2014). His eight overall last season also tied Brady (2007) for the most during a single regular season.

▶ Rodgers has thrown just 57 interceptions as a starter. His career INT percentage of 1.6 (57 INTs on 3,566 attempts) ranks **No. 1 in NFL history** (min. 1,500 attempts):

<u>Quarterback</u>	<u>Career INT Pct.</u>
1. Aaron Rodgers, GB	1.6
2. Tom Brady, NE	2.0

▶ Rodgers also ranks **No. 1 in league annals** in career TD/INT ratio:

<u>Quarterback</u>	<u>TD/INT Ratio</u>
1. Aaron Rodgers, GB	4.14 (236/57)
2. Tom Brady, NE	2.80 (401/143)
3. Peyton Manning, IND/DEN	2.26 (535/237)

▶ Rodgers had an interception percentage of 0.96 in the 2014 regular season. He holds three of the four lowest interception-percentage marks (min. 200 attempts) in a season in team history:

<u>Quarterback</u>	<u>Season INT Pct.</u>
1. Aaron Rodgers, 2014	0.96 (5 INTs, 520 att.)
2t. Aaron Rodgers, 2011	1.20 (6 INTs, 502 att.)
2t. Bart Starr, 1966	1.20 (3 INTs, 251 att.)
4. Aaron Rodgers, 2009	1.29 (7 INTs, 541 att.)

▶ Rodgers leads the NFL with 63 zero-INT games (min. 15 att.) since 2008:

<u>Quarterback</u>	<u>Zero-INT Games</u>
1. Aaron Rodgers, GB	63
2. Tom Brady, NE	56

▶ Rodgers recorded 212 pass attempts without an interception in the first half of the 2014 season (Weeks 1-8). It was the **longest streak of his career** and the **second-longest streak** in franchise history:

<u>Quarterback</u>	<u>Cons. Att. W/O An INT</u>
1. Bart Starr, 1964-65	294
2. Aaron Rodgers, 2014	212
3. Aaron Rodgers, 2014	202

HITTING HIS MARK

Packers QB **Aaron Rodgers** has shown to be an accurate quarterback over his career.

▶ Rodgers ranks **No. 3 in NFL history** in career completion percentage (min. 1,500 attempts):

<u>Quarterback</u>	<u>Career Completion Pct.</u>
1. Drew Brees, SD/NO	66.16
2. Chad Pennington, NYJ/MIA	66.05
3. Aaron Rodgers, GB	65.98

▶ Dating back to 2014, Rodgers completed 75 percent or more of his passes in four straight games (Weeks 16-17 of 2014 and Weeks 1-2 of 2015), a franchise record. He was the first NFL quarterback to complete 75 percent of his passes (min. 20 attempts) in four straight games since Tom Brady in 2007 (Weeks 1-4).

▶ Rodgers holds the top three and four of the top five single-season marks in team annals:

<u>Quarterback</u>	<u>Completion Pct.</u>
1. Aaron Rodgers, 2011	68.33
2. Aaron Rodgers, 2012	67.21
3. Aaron Rodgers, 2013	66.55
4. Brett Favre, 2007	66.54
5. Aaron Rodgers, 2010	65.68

THIRD DOWN IS THE CHARM

QB **Aaron Rodgers** has completed 15 of 22 passes for 172 yards, two touchdowns and a passer rating of 121.8 on third down this season, ranking **No. 5 in the NFL** in passer rating on third down in 2015.

▶ Since the start of the 2014 regular season, Rodgers' passer rating of 121.7 on third down ranks **No. 2 in the NFL** (min. 50 att.):

<u>Quarterback</u>	<u>Passer Rating Since 2014)</u>
1. Carson Palmer, ARI	122.7
2. Aaron Rodgers, GB	121.7
3. Tony Romo, DAL	113.9

▶ A glance at where Rodgers ranks on third down during the regular season in several categories since 2008 (min. 250 attempts):

<u>Quarterback</u>	<u>Passer Rating (Since 2008)</u>
1. Aaron Rodgers, GB	111.8
2. Drew Brees, NO	101.9
3. Tom Brady, NE	101.7

<u>Quarterback</u>	<u>TD/INT Ratio (Since 2008)</u>
1. Tom Brady, NE	5.42 (65/12)
2. Aaron Rodgers, GB	4.33 (78/18)
3. Ben Roethlisberger, PIT	2.57 (54/21)

<u>Quarterback</u>	<u>Yards/Attempt (Since 2008)</u>
1. Aaron Rodgers, GB	8.97
2. Drew Brees, NO	8.51
3. Philip Rivers, SD	8.46

<u>Quarterback</u>	<u>Passing TDs (Since 2008)</u>
1. Drew Brees, NO	82
2t. Aaron Rodgers, GB	78
2t. Philip Rivers, SD	78

LONG-DISTANCE DEDICATION

QB **Aaron Rodgers** has thrown 16 touchdown passes of 70-plus yards in his career to rank **No. 1 in NFL history** (Brett Favre and Peyton Manning-15).

- ▶ With the 16 TD passes of 70-plus yards since 2008, Rodgers has five more than any NFL quarterback in the category over that span (Eli Manning, 11).
- ▶ Rodgers is the **only quarterback in the league** to have at least one 70-yard TD pass each of the last seven seasons (2008-14).
- ▶ Since 2008, Rodgers leads the league with 24 touchdown passes of 60-plus yards (NYG-Eli Manning, 19).
- ▶ Dating back to 2008, Rodgers **ranks No. 1** among NFL quarterbacks with 49 completions of at least 50 yards (Drew Brees, 45).

COBB CONTINUES TO CLIMB

WR **Randall Cobb** put together his finest season as a receiver in 2014, setting career marks in receptions (91), receiving yards (1,287) and receiving touchdowns (12). So far in 2015, he has continued to put up numbers, leading the Packers with 20 receptions for 245 yards and four touchdowns.

- ▶ Last season was the first 1,000-yard receiving season of his career. He became the 12th different player in franchise history to reach the 1,000-yard receiving mark in a single season.
- ▶ Cobb set a career high with six consecutive games with a receiving touchdown (Games 4-9, 2014). It is tied for the third-longest streak by a Packers' player, and was the longest since Sharpe (six) in 1994.

Packers Player	Cons. Games, TD Rec.
1t. Don Hutson (1943-44)	7
1t. Don Hutson (1941-42)	7
3t. Randall Cobb (2014)	6
3t. Sterling Sharpe (1993)	6
3t. Billy Howton (1956)	6
6t. Greg Jennings (2007)	5
6t. Antonio Freeman (1998-99)	5
6t. Billy Howton (1952)	5
6t. Don Hutson (1942)	5

- ▶ Cobb had a career-high five 100-yard receiving games last season, which tied for the ninth-most 100-yard games by a Packers player in a single season. He recorded his first of the 2015 season in Week 2, registering eight receptions for 116 yards in a win vs. Seattle.
- ▶ Cobb was the fifth player in franchise history to record 90 or more receptions in a season. His 91 receptions in 2014 rank No. 7 in team history for a single season:

Packers Player	Receptions
1. Sterling Sharpe (1993)	112
2. Sterling Sherpe (1992)	108
3. Robert Brooks (1995)	102
4. Jordy Nelson (2014)	98
5. Sterling Shrpe (1994)	94
6. Donald Drive (2006)	92
7. Randall Cobb (2014)	91
8. Sterling Sharpe (1989)	90
9. Javon Walker (2004)	89
10. Donald Driver (2005)	86

COBB MAKES CATCHES COUNT

WR **Randall Cobb** hauled in 91 passes for the Packers in 2014, including many for first downs and touchdowns.

- ▶ Cobb set a career high with three touchdown receptions in Week 3. It was the most by a Packers receiver since WR **James Jones** caught three at Chicago on Dec. 16, 2012.
- ▶ Cobb's 16 receiving touchdowns since the start of the 2014 season are tied for **No. 1 in the NFL**:

Player	Touchdown Receptions
1t. Randall Cobb, GB	16
1t. Dez Bryant, DAL	16
1t. Rob Gronkowski, NE	16
4. Antonio Brown, PIT	15
5. Odell Beckham Jr., NYG	14
6. Jordy Nelson, GB	13

- ▶ Since the start of 2014, Cobb ranks in the top five in the league in both receptions for first downs and first-down percentage:

Player	Receiving First Downs (Since 2014)
1. Antonio Brown, PIT	104
2. Julio Jones, ATL	99
3t. Randall Cobb, GB	85
3t. Emmanuel Sanders, DEN	85

Player	First Down Percentage (Since 2014)
1. Calvin Johnson, DET	79.1
2. Terrance Williams, DAL	78.3
3. Dwayne Allen, IND	78.1
4. Randall Cobb, GB	76.6

- ▶ Cobb has hauled in 15 receptions of 25 or more yards dating back to 2014, which is **tied for No. 5 in the NFL**:

Player	Receptions, 25+ Yards (Since 2014)
1. T.Y. Hilton, IND	20
2. Antonio Brown, PIT	19
3. Emmanuel Sanders, DEN	17
4. Demaryius Thomas, DEN	16
5t. Randall Cobb, GB	15
5t. Rob Gronkowski, NE	15
5t. DeSean Jackson, WAS	15
5t. Jeremy Maclin, PHI/KC	15

- ▶ Cobb is tied for No. 1 in the league in red-zone receptions and red-zone receiving touchdowns this season:

Player	Red-Zone Receptions (2015)
1t. Randall Cobb, GB	5
1t. DeAndre Hopkins, HOU	5
1t. Heath Miller, PIT	5

Player	Red-Zone Rec. TDs (2015)
1t. Randall Cobb, GB	4
1t. Larry Fitzgerald, ARI	4
1t. Rob Gronkowski, NE	4



PACKERS AT 49ERS - WEEK 4

THE GROUND GAME

The Packers' rushing attack adds balance to an offense most known for its passing prowess.

- ▶ For the first time since 1996, Green Bay has rushed for 120-plus yards in each of the first three games this season.
- ▶ The Packers have recorded 25-plus carries and 100-plus yards 14 times in the last 15 regular-season games (Weeks 5-8, 10-17 of 2014 and Weeks 1-3 of 2015), averaging at least 4 yards a carry 11 times during that span.
- ▶ Dating back to the 2013 regular season, Green Bay is 16-2 in the last 18 games it ran the ball at least 25 times, including 13-1 since the start of the 2014 regular season. The Packers are 76-15-1 under Head Coach **Mike McCarthy** when running the ball 25-plus times.
- ▶ With RB **Eddie Lacy** missing most of the Week 2 win over Seattle due to injury, RB **James Starks** carried the ball 20 times for 95 yards (4.8 avg.). It was the third highest rushing total of his career (including the playoffs).
- ▶ RB **Eddie Lacy** ranks **No. 4 among running backs** with 14 touchdowns since the beginning of the 2014 regular season (10 rushing / four receiving):

Running Back	Overall Touchdowns (Since 2014)
1. Jamaal Charles, KC	19
2. Marshawn Lynch, SEA	17
3. DeMarco Murray, DAL/PHI	15
4. Eddie Lacy, GB	14
5. Arian Foster, HOU	13

- ▶ Lacy's 10 rushing touchdowns since 2014 rank **No. 6 in the NFL**:

Player	Rushing Touchdowns (Since 2014)
1. DeMarco Murray, DAL/PHI	14
2t. Jamaal Charles, KC	13
2t. Marshawn Lynch, SEA	13
4t. Jeremy Hill, CIN	11
4t. Mark Ingram, NO	11
6. Eddie Lacy, GB	10

- ▶ Lacy **set a franchise record** in 2014 by surpassing 100-plus scrimmage yards in nine consecutive games (Games 8-16). He was 1 yard shy of extending the streak, recording 99 yards on 22 touches (4.5 avg.) at Chicago in Week 1.
- ▶ Since the start of the 2014 season, Lacy has tallied 10 games with 100-plus scrimmage yards, which is **tied for No. 5 in the NFL** among running backs:

Player	100+ Yards From Scrimmage Games
1t. Le'Veon Bell, PIT	14
1t. DeMarco Murray, DAL/PHI	13
3t. Arian Foster, HOU	11
3t. Matt Forte, CHI	11
5t. Eddie Lacy, GB	10
5t. Marshawn Lynch, SEA	10
5t. LeSean McCoy, PHI/BUF	10

- ▶ Lacy (2,217) passed John Brockington (2,132) for the most rushing yards by a Packers running back in his first two NFL seasons.
- ▶ Lacy became the **first player in team history** to post 1,000 rushing yards and 10-plus total TDs in both of his first two seasons.

- ▶ With 1,139 rushing yards during the 2014 season, Lacy became the **fifth player in franchise history** to record consecutive 1,000-yard rushing seasons (Ryan Grant, 2008-09 / Ahman Green, 2000-04 / John Brockington, 1971-73 / Jim Taylor, 1960-64).
- ▶ Lacy's 11 games with 95-plus rushing yards since he entered the NFL in 2013 are tied for **No. 4 in the league** over that time span:

Player	Games With 95+ Rushing Yards
1. DeMarco Murray, DAL/PHI	16
2t. Arian Foster, HOU	12
2t. LeSean McCoy, PHI/BUF	12
4t. Eddie Lacy, GB	11
4t. Marshawn Lynch, SEA	11
6. Matt Forte, CHI	10

- ▶ According to STATS LLC, Green Bay has recorded 79 runs of 10-plus yards since the start of the 2014 regular season, the **second most in the NFL**. Lacy has accounted for 41 of those, **No. 3 in the league**:

Player	Rushes Of 10-Plus Yards
1. DeMarco Murray, DAL/PHI	45
2. Justin Forsett, BAL	44
3. Eddie Lacy, GB	41

RACKING UP POINTS

K **Mason Crosby** is moving his way up the record books.

- ▶ Crosby passed Ryan Longwell in Week 2 to become the franchise career points leader:

Player	Career Points
1. Mason Crosby, 2007-15	1,065
2. Ryan Longwell, 1997-2004	1,054
3. Don Hutson, 1935-45	823

- ▶ Crosby (1,166) passed Longwell (1,119) for the most points scored in the regular and postseason combined in franchise history.
- ▶ With 1,037 points from 2007-14, **Mason Crosby** passed NE K Stephen Gostkowski (1,023) for the most points by an NFL player in his first eight regular seasons.
- ▶ Crosby had 134 points during the 2014 regular season, giving him the eighth 100-point season of his career and tying with Ryan Longwell (1997-2004) for the franchise record.
- ▶ Including 2013, Crosby made 19 consecutive field goals in the regular season, until his final kick against the Bears was blocked in Week 4 of 2014. He now owns the two longest consecutive field-goal streaks in franchise history (23 straight from 2010-11).
- ▶ Dating back to the 2013 regular season, Crosby made at least one FG in 17 consecutive regular-season games before not getting an attempt in Week 3 at Detroit last year. It is the longest streak in team history.

Player	Consec. Games/FG
1. Mason Crosby, 2013-14	17
2. Ryan Longwell, 2004-05	15

- ▶ Crosby connected on a 54-yard field goal in Week 2 this season, extending his career franchise record for the most 50-yard FGs to 24.

CLAY FINDS HIS WAY TO THE BALL

LB **Clay Matthews'** impact on opposing offenses continues to be felt beyond sacks due to the multiple positions he plays.

- ▶ In Week 1 against Chicago, he led the Packers with 10 tackles (eight solo) and also recorded a QB hit, pressure and an interception he returned 42 yards in the fourth quarter.
- ▶ Matthews and teammate LB **Julius Peppers** are the only players in the NFL with five-plus interceptions and 40-plus sacks since 2009. Matthews has six interceptions and 63 sacks while Peppers has seven interceptions and 57 sacks.
- ▶ He finished the 2014 regular season second among Packers' linebackers with 69 tackles, which tied for the second most (2011) he recorded in his career (83 in 2010). His six passes defended also tied for the second most (2009) he recorded in a single season (nine in 2011). His two forced fumbles in 2014 tied for the third most he has registered in a season.
- ▶ Matthews was one of three players in the league with at least one interception, one forced fumble and 10 sacks last season:

Player	Sacks (2014)
1. J.J. Watt, HOU	20.5
2. Clay Matthews, GB	11.0
3. DeMarcus Ware, DEN	10.0

- ▶ He recorded two sacks in Week 3 against Kansas City, giving him 63.0 sacks since entering the NFL in 2009, which is **tied for No. 4 in the league** over that span:

Player	Sacks (Since 2009)
1. Jared Allen, MIN/CHI	76.5
2. DeMarcus Ware, DAL/DEN	77.0
3. Elvis Dumervil, DEN/BAL	65.0
4t. Clay Matthews, GB	63.0
4t. Cameron Wake, MIA	63.0
6. Tamba Hali, KC	62.0
7. Mario Williams, HOU/BUF	61.5

- ▶ Matthews finished the 2014 regular season with at least one sack in seven of the last nine games, totaling 9.5 sacks over that span.
- ▶ His 8.5 sacks in the final eight games of 2014 were a career best and tied Ezra Johnson (1983) for the third most in the second half of the regular season in franchise history (since 1982). They were also the most since DE Kabeer Gbaja-Biamila had 11.0 in 2004. Matthews tied for the fifth-most in the NFL last season in Games 9-16.
- ▶ Matthews is **tied for No. 1 in team history** in 10-sack seasons and is **No. 4** in two-sack games:

Player	10-Sack Seasons
1t. Clay Matthews, 2009-10, 2012, 2014	4
1t. Reggie White, 1993, 1995, 1997-98	4
1t. Kabeer Gbaja-Biamila, 2001-04	4

Player	Two-Sack Games
1. Reggie White, 1993-98	16
2. Kabeer Gbaja-Biamila, 2000-08	15
3. Tim Harris, 1986-90	14
4. Clay Matthews, 2009-15	13

- ▶ Matthews ranks **No. 3 in team history** with 63.0 career sacks (games played in parentheses):

Player	Career Sacks
1. Kabeer Gbaja-Biamila, 2000-08	74.5 (124)
2. Reggie White, 1993-98	68.5 (95)
3. Clay Matthews, 2009-15	63.0 (88)

STILL GOING STRONG

Packers LB **Julius Peppers** continues to show the ability to do a little bit of everything on defense. He has registered 2.5 sacks in the first three games this season, which is **tied for No. 5 in the NFC**.

- ▶ Peppers and Houston Texans DE J.J. Watt were the only players in the NFL last season to have at least one sack (seven), a forced fumble (four), a fumble recovery (three), an interception (two) and a defensive touchdown (two).
- ▶ For the fifth time in his career, Peppers recorded a sack, an interception, a forced fumble and a fumble recovery in a season (2004 / 2007 / 2009 / 2013 / 2014). Dating back to 2002 when he entered the league, that is **tied for the second-most seasons in the NFL** to record a stat in all four categories:

Player	Seasons with Sack/INT/FF/FR
1. Charles Woodson, OAK/GB	7
2t. Julius Peppers (CAR/CHI/GB)	5
2t. Keith Bulluck (TEN)	5
2t. Michael Lewis (PHI/SF)	5
2t. Ray Lewis (BAL)	5

- ▶ He was **tied for No. 7 in the NFL** with five takeaways last season.
- ▶ Peppers had 2.5 sacks in division games last season and added 1.5 sacks against Chicago in Week 1 this season. Since joining the NFC North in 2010, Peppers has the **seventh-most sacks** against division opponents (20.5).
- ▶ Peppers is **No. 3 among active players** with 128.0 career sacks during the regular season:

Player	Career Sacks
1. Jared Allen (KC/MIN/CHI)	134.0
2. DeMarcus Ware (DAL/DEN)	130.5
3. Julius Peppers (CAR/CHI/GB)	128.0
4. Robert Mathis (IND)	112.0

- ▶ Peppers is tied with Rickey Jackson (NO/SF) for **No. 15 in NFL history** (since 1982) in sacks.
- ▶ In Week 11 against the Eagles (2014), Peppers recorded his 11th career interception, returning it 52 yards for touchdown to become the first player in NFL history with 100 career sacks and four interception returns for touchdowns. He also became the first linebacker in Packers' history to post two interception returns for touchdowns in the same season.
- ▶ He is the **only player in NFL history** to register at least 10 interceptions and 100.0 sacks (since 1982):

Player	Career INTs	Career Sacks
1. Julius Peppers	11	128.0
2. Lawrence Taylor	9	132.5
3t. Richard Dent	8	137.5
3t. Chris Doleman	8	150.5
3t. Rickey Jackson	8	128.0
3t. Jason Taylor	8	139.5



PACKERS AT 49ERS - WEEK 4

CONTINUAL IMPACT

In his young career, DT **Mike Daniels** has seen his playing time steadily increase as well as his production. After playing in 14 games as a rookie in 2012, he has played in every game since the start of the 2013 season. He led Green Bay's defensive line with 5.5 sacks and was the team leader in quarterback hits (19) and pressures (22) during the 2014 regular season.

- ▶ Daniels recorded a QB hit and pressure in the Week 1 victory over the Bears, a sack in the Week 2 win over Seattle and 1.5 sacks versus Kansas City in Week 3.
- ▶ Daniels is second on the Packers with 14.5 sacks since the start of the 2013 season (Matthews-20.5). His 14.5 sacks are **No. 5 among NFL defensive tackles** over that span, according to STATS LLC:

<u>Player</u>	<u>Sacks 2013-15</u>
1. Gerald McCoy, TB	20.0
2. Marcell Dareus, BUF	18.5
3. Jurrell Casey, TEN	17.5
4. Kyle Williams, BUF	16.0
6. Mike Daniels, GB	14.5
7. Ndamukong Suh, DET/MIA	14.0

STIFLING SIGNAL-CALLERS

Since 2009, opposing quarterbacks have completed 2,019 of 3,481 passes (58.0 percent) for 24,478 overall yards and 158 touchdowns with 135 interceptions against the Packers. The 78.7 passer rating registered by opposing signal-callers over that span ranks **No. 2 in the NFL**:

<u>Team</u>	<u>Opp. Passer Rating (Since 2009)</u>
1. New York Jets	78.7
2. Green Bay	78.7
3. Baltimore	79.2
4. Buffalo	79.3

- ▶ Green Bay has held opposing starting quarterbacks to a passer rating of less than 80 in 48 of 99 games since 2009, including nine of its last 19 games. The Packers have a **44-4 mark (.917)** in those contests.
- ▶ Since the start of the 2014 regular season, the Packers are **No. 1 in the NFC** and **No. 6 in the NFL** in opponent passer rating:

<u>Team</u>	<u>Opp. Passer Rating (Since 2014)</u>
1. Buffalo	75.3
2. Cleveland	78.0
3. Cincinnati	78.9
4. Denver	79.1
5. Houston	81.2
6. Green Bay	81.6
7. Arizona	82.0

- ▶ A look at the Packers' record by opponent passer rating since 2009:

<u>Passer Rating</u>	<u>GB Record Since 2009</u>
Less than 70	32-3 (.914)
70-79	11-1 (.917)
80-89	16-5 (.762)
90-99	2-5 (.286)
100-plus	9-14-1 (.396)

DEFENSE SHIELD

The Packers' secondary is led by veteran cornerback **Sam Shields**, who earned his first trip to the Pro Bowl after a 2014 season that saw him record multiple interceptions for the fifth consecutive season.

- ▶ Shields is one of seven players in the NFL to register multiple interceptions in each season from 2010-14. He picked off his first pass of this season in Week 3.
- ▶ Including playoffs, Shields is **No. 3 in the NFL** among active players in interceptions since 2010:

<u>Player</u>	<u>Interceptions (Since 2010)</u>
1. Richard Sherman, SEA	26
2. Tramon Williams, GB/CLE	22
3. Sam Shields, GB	21
4. Aqib Talib, TB/NE/DEN	20

- ▶ Shields registered an interception during the NFC Championship Game at Seattle last season, giving him a franchise-record five career interceptions in the postseason.

GOOD START

Fourth-year CB **Casey Hayward** has found a way to get his hands on the football in his young career. He tied for the team lead with three interceptions during the 2014 regular season, including one returned 82 yards for a touchdown in Week 10.

- ▶ In Week 11 of 2014, Hayward returned a fumble 49 yards for a touchdown against the Eagles. He became the first Green Bay defensive player to score a touchdown in back-to-back games since LB Keith McKenzie in 1999 (Weeks 13-14).
- ▶ Hayward, who also had two fumble recoveries, **tied for No. 6 in the NFL** last season in total takeaways with five.
- ▶ Hayward's nine interceptions tied for the sixth most by a Packers' player in their first three NFL regular seasons, dating back to 1970:

<u>Player</u>	<u>INTs In First Three NFL Seasons</u>
1. Tim Lewis (1983-85)	16
2. Ken Ellis (1970-72)	13
3. Tom Flynn (1984-86)	11
4t. Terrell Buckley (1992-94)	10
4t. Tramon Williams (2007-09)	10
6t. Casey Hayward (2012-14)	9
6t. Mike McKenzie (1999-2001)	9
6t. Sam Shields (2010-12)	9

- ▶ Hayward's six interceptions in 2012 led all NFL rookies and were tied for the second most by a Packers' rookie since 1970:

<u>Player</u>	<u>INTs In Rookie Season</u>
1. Tom Flynn (1984)	9
2t. Casey Hayward (2012)	6
2t. Mike McKenzie (1999)	6
4t. John Anderson (1978)	5
4t. Tim Lewis (1983)	5

ON THE ROAD AGAIN

Green Bay went 7-1 away from Lambeau Field in 2011, with the seven road wins setting a single-season franchise record.

- The Packers have been able to stay above the .500 mark on the road during Head Coach **Mike McCarthy's** tenure, a notable achievement in the National Football League.
- Since 2006, McCarthy's first season as the head coach in Green Bay, only 10 of 32 NFL teams have regular-season road records above .500.

Team	W-L Record	Pct.
1. New England	51-22-0	.699
2. Dallas	43-30-0	.589
3. Indianapolis	43-31-0	.581
4. Philadelphia	42-31-1	.574
5. Green Bay	41-32-0	.562
6. N.Y. Giants	40-33-0	.548
7. New Orleans	40-34-0	.541
8t. Denver	39-35-0	.527
8t. Pittsburgh	39-35-0	.527
10. San Diego	38-36-0	.514

311 AND COUNTING

Another packed house at Lambeau Field against the Seahawks in Week 3 brought the stadium's consecutive-sellouts streak to 311 regular-season games (not including replacement games).

- The league's longest-tenured stadium, Lambeau Field is hosting its 59th season of football in 2015. Including the playoffs, a total of 704,818 fans made their way through the turnstiles for the nine games last season. For the victory over Dallas in the Divisional round, Packers fans set a new Lambeau Field paid attendance record (79,704).
- Across American professional sports, only Boston's Fenway Park (1912) and Chicago's Wrigley Field (1914) have longer tenures.

THE LAMBEAU ADVANTAGE

The crown jewel of the National Football League, Lambeau Field has long been known as one of the tougher venues to play in, particularly during the harsh Wisconsin winter.

- Re-establishing home-field advantage after a 4-4 mark in 2008 was one of the goals of 2009, and with the Packers finishing 6-2 at home, they accomplished that goal. Green Bay followed that up with a 7-1 mark at Lambeau Field in 2010, a perfect 8-0 record in 2011, the first undefeated home mark since 2002, and a 7-1 mark in 2012. Last season the Packers were one of two teams to finish undefeated at home during the regular season (Denver).
- Head Coach **Mike McCarthy** stated consistently upon his arrival in Green Bay that one of the team's goals would be to reclaim the mystique of playing at Lambeau Field. Mission accomplished. The team is 56-17-1 (.764) at home in the regular-season since 2006.
- Since **Ron Wolf** and **Mike Holmgren** began the revitalization of the franchise in 1992, Green Bay owns the best home record in the NFL. A look at the top regular-season home W-L records since the '92 season:

Team	W-L Record	Pct.
1. Green Bay	143-42-1	.772
2. Pittsburgh	134-51-1	.722
3. New England	134-52-0	.720

HOT AT HOME

Since the start of 2009, the Packers have been one of the best teams in the league at home during the regular season:

Team	W-L Record	Pct.
1. New England	46-4-0	.920
2. Green Bay	42-7-1	.850
3. Baltimore	39-10-0	.796
4. Seattle	36-13-0	.735
5. San Francisco	35-13-1	.724

IN THE FREE-AGENCY ERA

Talk of unrestricted free agency in the early '90s led many to forecast tough times for the small-town Green Bay Packers.

- However, Green Bay has remained among the most successful teams since the advent of free agency in 1993. The Packers have won 10 or more games 14 times since '93 and captured 10 division crowns.
- A look at the most successful teams in the free-agency era:

Team	W-L Since '93	Pct.	Playoff Berths
1. New England	237-118-0	.668	16
2. Green Bay	228-126-1	.644	17
3. Pittsburgh	222-132-1	.627	14
4. Denver	215-140-0	.606	12
5. Indianapolis	210-145-0	.592	16

IN THE LEAGUE RANKINGS 2015 REGULAR SEASON
















GREEN BAY (Team)		SAN FRANCISCO (Team)	
Category	NFC NFL	Category	NFC NFL
Turnover Margin (+2)	5t 9t	Turnover Margin (-4)	15 30
Points Scored (29.0)	3 6	Points Scored (15.0)	16 32
Points Allowed (20.0)	5 9t	Points Allowed (31.0)	15 31
Total Offense (341.5)	9 20	Total Offense (320.0)	10 23
Rushing (130.0)	7 8	Rushing (148.0)	1 2
Passing (211.5)	12 27	Passing (172.0)	14 30
Total Defense (363.0)	11 19	Total Defense (382.3)	13 25
vs. Rush (154.0)	16 31	vs. Rush (98.0)	8 16
vs. Pass (209.0)	5 9	vs. Pass (284.3)	15 28
Third-Down Offense (47.6%)	4 6	Third-Down Offense (39.0%)	8 19
Third-Down Defense (53.9%)	16 32	Third-Down Defense (40.6%)	7 17
Red-Zone Offense (62.5%)	5t 13t	Red-Zone Offense (40.0%)	11t 24t
Red-Zone Defense (60.0%)	10 18	Red-Zone Defense (81.8%)	15 31
GREEN BAY (Individual)		SAN FRANCISCO (Individual)	
Category	NFC NFL	Category	NFC NFL
Passing: Rodgers (135.4)	1 1	Passing: Kaepernick (71.1)	16 30
Rushing: Lacy (140)	12 24	Rushing: Hyde (262)	3 3
Receptions: Cobb (20)	6t 15t	Receptions: Boldin (12)	22t 49t
Rec. Yds.: Cobb (245)	4 18	Rec. Yds.: T. Smith (131)	34 71
Interceptions: Three players (1)	7t 14t	Interceptions: Acker/Brock (1)	7t 14t
Sacks: Daniels/Peppers (2.5)	5t 11t	Sacks: Six players (1)	20t 41t



2015 SCHEDULE NOTES

2015 OPPONENTS

		NFL Rank (2015)	
	Record	Offense	Defense
 Chicago Bears(0-3)		28	11
 Seattle Seahawks.....(1-2)		17	3
 Kansas City Chiefs.....(1-2)		22	15
 at San Francisco.....(1-2)		23	25
 St. Louis Rams.....(1-2)		32	9t
 San Diego Chargers....(1-2)		4	9t
 at Denver Broncos.....(3-0)		30	1
 at Carolina Panthers...(3-0)		15	7
 Detroit Lions.....(0-3)		27	27t
 at Minnesota Vikings...(2-1)		29	18
 Dallas Cowboys.....(2-1)		8	8
 at Oakland Raiders.....(2-1)		7	32
 at Arizona Cardinals....(3-0)		6	5

A LOOK AT THE SCHEDULE

The Green Bay Packers' 95th NFL regular-season schedule is headlined by five prime-time games (subject to flexible scheduling), including a Thanksgiving night game at Lambeau Field against the Chicago Bears, the first home Thanksgiving game since 1923.

- ▶ The Packers will honor two of its all-time greats – Brett Favre and Ron Wolf – in halftime ceremonies during the 2015 season, with Favre's name and retired No. 4 to be unveiled on Lambeau Field's north façade Nov. 26 and Wolf's name to be unveiled next to fellow Pro Football Hall of Famers on the stadium's east side Nov. 15.
- ▶ Green Bay's schedule includes seven games against 2014 playoff teams. Three of those games (Dallas, Detroit, Seattle) will be at Lambeau Field, while four (Arizona, Carolina, Denver, Detroit) will come on the road.
- ▶ The Packers opened the season on the road, traveling to Chicago to play the Bears in Week 1 for the first time since 1981.
- ▶ Green Bay spent Week 2 playing a Sunday night game against the Seattle Seahawks. In Week 3, they faced the Kansas City Chiefs on *Monday Night Football*. It was the first time since 2008 that the Packers played their first two home games in primetime. It is the 23rd consecutive season (1993-2015) that the Packers are appearing on *MNF*. Green Bay is 15-8-1 at home on *MNF*, including 5-1 under McCarthy.
- ▶ After a trip to take on San Francisco in Week 4, the fifth time the Packers and 49ers will meet in the regular or postseason since 2012, Green Bay returns home for two games before its Week 7 bye.
- ▶ The St. Louis Rams visit Lambeau for the first time since 2011 in Week 5, and in Week 6 the Packers host the San Diego Chargers for the first time since 2007 and only the fifth time overall. Green Bay is 7-2 against the Rams at Lambeau Field (dating back to 1990) and has won nine of the 10 all-time meetings versus the Chargers.
- ▶ Following Green Bay's first Week 7 bye since 2007, the Packers travel to play the Broncos in Denver for the first time on a Sunday night. It will be Green Bay's seventh visit to the Mile High City during the regular season and first since a 19-13 overtime victory in 2007. It is a matchup of two of three NFL teams (New England) that have won their division each of the last four years. Under McCarthy, Green Bay is 8-1 (.889) in the game after the bye. It will be the first of a three-game stretch the Packers will play against 2014 playoff teams.
- ▶ The Packers stay on the road for a Week 9 game at Carolina, facing the Panthers in back-to-back seasons for the first time since 2007-08. Green Bay is 8-4 against the Panthers during the regular season, including 5-2 at Carolina. The Packers have scored 30-plus points in all four games against the Panthers under Head Coach **Mike McCarthy**.
- ▶ The second half of the regular season will see Green Bay face division opponents in four consecutive weeks. The Packers will face the Lions at home in Week 10, travel to play Minnesota in Week 11, come home to play the Bears on Thanksgiving in Week 12 and play at Detroit in another Thursday night game in Week 13. It will be the first time Green Bay has played division opponents in four consecutive weeks since 2000 (Weeks 14-17) and the first time the Packers have played on consecutive Thursdays since 2007 (Weeks 12-13).
- ▶ The Packers' final four regular-season games will be bookended by two home contests, starting with Dallas returning to Green Bay in Week 14. Including the postseason, the Packers have won four consecutive games against the Cowboys. Green Bay is 10-4 against Dallas at home during the regular and postseason.
- ▶ In Weeks 15-16, Green Bay travels west to play the Oakland Raiders and Arizona Cardinals. The Packers have won six consecutive games against the Raiders, including two on the road. In those six games, Green Bay has outscored the Raiders, 210-70. The Packers have won seven of the last eight regular-season matchups against the Cardinals, including each of the past three.
- ▶ Green Bay will host the Vikings at Lambeau to close out the regular season, marking the sixth time the two have met in the regular-season finale and first at Lambeau since 1996. Including playoffs, Green Bay has a 8-1-1 mark (.833) against the Vikings at Lambeau Field under McCarthy.



STREAKS & MILESTONES – REGULAR SEASON

18 RANDALL COBB

- ▶ Joined by WR **Jordy Nelson** as the first duo in franchise history to both catch 10-plus touchdown passes in the same season in 2014.
- ▶ Reached the 1,000-yard receiving mark for the first time in his career last season (1,287). He joined Nelson (1,433) as the the second duo in Packers' history to each reach 1,200 receiving yards in the same season, joining the 2004 duo of Javon Walker (1,382) and Donald Driver (1,208).
- ▶ With a career-best 91 receptions in 2014, seventh most in franchise history, joined Nelson (92) to become the only pair of Packers' players to reach 90 receptions each in the same season.
- ▶ Joined Nelson to become the first duo in NFL history to record 90-plus receptions, 1,200-plus yards and 12-plus touchdown receptions in the same regular season (2014).
- ▶ Cobb and Nelson became just the third set of teammates in NFL history with at least 1,200 receiving yards and 10 touchdowns each in the same season (2014), joining Minnesota's Cris Carter and Randy Moss in 1999 and Denver's Demaryius Thomas and Eric Decker in 2013.
- ▶ Registered a touchdown reception in a career-best six consecutive games (Games 4-9, 2014). It was the longest streak by a Packer since WR Sterling Sharpe (six) in 1994.
- ▶ Set a single-season franchise record with a league-high 2,342 combined net yards in 2012, topping the previous team mark of 2,250 yards by RB Ahman Green in 2003.
- ▶ With 954 receiving yards and 964 kickoff return yards in 2012, became the first person in NFL history to post 900-plus yards in each category in the same season.
- ▶ Has three kick return scores (two punts, one kickoff) in his career, which ties him for No. 2 in franchise history behind only RB Travis Williams' six return TDs (one punt, five kickoffs).

2 MASON CROSBY

- ▶ Is the franchise all-time leader in career points during the regular season (1,065).
- ▶ With 1,037 points from 2007-14, passed NE K Stephen Gostkowski (1,023) for the most points by an NFL player in his first eight seasons.
- ▶ Made six consecutive field goals from 50-plus yards during the 2014 season, a franchise record.
- ▶ Tied for No. 1 in team history for the most 100-point seasons with eight (Longwell).
- ▶ Made 23 straight field goals from Week 13 of 2010 through Week 10 of 2011, the longest regular-season streak in franchise history.
- ▶ In 2011, set a franchise record with a 58-yard field goal in Week 7 at Minnesota, eclipsing the mark of 56 yards he held (Week 1 at Philadelphia, 2010; Week 5 at Atlanta, 2011).

27 EDDIE LACY

- ▶ Became the first player in franchise history to rush for at least 1,000 yards and score 10-plus scrimmage touchdowns in each of his first two seasons (2013-14).
- ▶ With 2,317 rushing yards in 2013-14, passed John Brockington (2,132) for the most by a Packers' running back in his first two NFL seasons.
- ▶ With 13 touchdowns during the 2014 season, joined WRs **Randall Cobb** and **Jordy Nelson** as the first Green Bay trio to each score 10-plus touchdowns in the same season.
- ▶ Was the first Packers back to ever to record 100 yards from scrimmage and a touchdown reception in three consecutive games (Weeks 10-12, 2014).

- ▶ Set a franchise record with nine straight games with more than 100 yards from scrimmage (2014).
- ▶ Became first Green Bay running back to register receptions of 55 yards or more in consecutive games (2014: at NO and vs. CHI).
- ▶ His 123 receiving yards at New Orleans in Week 8 (2014) were the second most by a Green Bay running back since the 1970 AFL-NFL merger, trailing only Eddie Lee Ivery's 128 yards at Tampa Bay on Oct. 12, 1980.
- ▶ Set franchise rookie records in 2013 for rushing yards (1,178), rushing TDs (11) and rushing attempts (284).
- ▶ Tied the team rookie mark for 100-yard rushing games with four (2013).
- ▶ Named NFL Offensive Rookie of the Year by *The Associated Press* and was selected to the Pro Bowl as an injury replacement for Vikings RB Adrian Peterson.

8 TIM MASTHAY

- ▶ Ranks No. 1 in franchise history (min. 150 punts) with a 44.3-yard gross punting average.
- ▶ Ranks No. 1 in team annals (since 1976) with 116 punts placed inside the 20-yard line in his career, passing Craig Hentrich (104) in the franchise record book.
- ▶ Set a single-season franchise record with his 45.6-yard gross average in 2011, surpassing Hentrich's 45.0-yard mark in 1997.
- ▶ Tied Sean Landeta's single-season franchise record (1998) by placing 30 punts inside the 20-yard line in 2012.
- ▶ Holds the top four single-season marks for net punting average in franchise history (since 1976) with a 38.95 average in 2013, a 38.93 average in 2012, a 38.56 average in 2011 and a 37.65 average in 2010.

52 CLAY MATTHEWS

- ▶ Led the team with 11.0 sacks in 2014 and earned his fifth trip to the Pro Bowl. Ranks No. 3 in team history with 63.0 career sacks.
- ▶ Tied for No. 1 in team history with four 10-plus sack seasons.
- ▶ Tied for No. 5 in the NFL with 63.0 sacks since entering the league in 2009.
- ▶ Only player in franchise history to be named to the Pro Bowl each of his first four seasons in the league (2009-12).
- ▶ Only player in team history to score a defensive TD in each of his first three seasons in the league (2009-11).
- ▶ His 17 sacks in his first 20 games were the most by an NFL player to start his career at the time, eclipsing the mark of 16.5 set by Leslie O'Neal (1986, 1988) and John Abraham (2000-01).
- ▶ Is the first NFL player since sacks became an official stat in 1982 to post a double-digit sack total and a defensive TD in each of his first two seasons in the league.
- ▶ First player in franchise annals to post 10-plus sacks in each of his first two years in the NFL.
- ▶ His 29.5 sacks from 2009-11 were tied for No. 1 in team history with Tony Bennett for the most sacks by a Packer in his first three seasons in the league.
- ▶ Set a franchise rookie record with 10 sacks in 2009.

Two years after he co-founded the Packers with Curly Lambeau, George Calhoun began writing a piece called *The Dope Sheet*, which served as the official press release from 1921-24.





STREAKS & MILESTONES – REGULAR SEASON

56 JULIUS PEPPERS

- ▶ Is the only player in NFL history with 100 career sacks and four interception returns for touchdowns.
- ▶ Became the first linebacker in Packers' history to post two interception returns for touchdowns in the same season (2014).
- ▶ Only player in NFL history with at least 10 interceptions and 100 sacks.
- ▶ Has been selected to eight Pro Bowls since entering the league in 2002, which ties him with Charles Woodson and DeMarcus Ware for the most among active defensive players.
- ▶ With eight double-digit sack seasons as a pro, is tied with Jared Allen and Demarcus Ware for the most in the NFL since 2002.
- ▶ Named first-team All-Pro by *The Associated Press* three times and was selected to the NFL's All-Decade team for the 2000s.

12 AARON RODGERS

- ▶ Ranks No. 1 in NFL history with a 106.8 career passer rating.
- ▶ In 106 regular-season starts, has 41 career 300-yard games, 45 three-TD games and 63 zero-INT games (min. 15 attempts).
- ▶ Is the only QB in team history with four 400-yard passing games, including a 480-yard effort vs. Washington in 2013 that tied a franchise record. No one else has more than one 400-yard game.
- ▶ Tied with Brett Favre for the franchise record for 4,000-yard passing seasons (five).
- ▶ Threw for a career-best five interceptions last season, the third fewest in a single regular season in Packers' history.
- ▶ Threw six touchdown passes in the first half against the Bears in Week 10 (2014), tying Raiders QB Daryle Lamonica (vs. Buffalo, Oct. 19, 1969) for the NFL record for most touchdown passes in a half. It was the second time Rodgers threw for a franchise-best six touchdowns in a game.
- ▶ Posted six consecutive zero-interception games during the 2014 season (Weeks 2-7), tying Bart Starr's franchise record (min. 15 attempts a game) set in 1964.
- ▶ Joined Patriots QB Tom Brady (2007) as the only players in NFL history to register four straight three-touchdown/zero-interception games in a single season (Weeks 4-7, 2014). Also joined Brady (eight in 2007) for the most three-touchdown/zero-interception games in NFL history in a single season (2014).
- ▶ When he hit the 200-TD mark for his career, he had thrown just 53 INTs to that point, the fewest in NFL history as he bested Tom Brady's mark of 88 INTs at the time of his 200th TD pass.
- ▶ In 2014, he became the first NFL quarterback to throw for 18-plus touchdowns with one or fewer interceptions in the first seven games of a season.
- ▶ Ranks No. 2 in NFL history for the most touchdown passes in a player's first 100 games with 203 (MIA QB Dan Marino, 217).
- ▶ Set an NFL single-season record in 2011 with a 122.5 passer rating and set team marks for TD passes (45), passing yards (4,643), completion percentage (68.3), yards per attempt (9.25), TD/INT ratio (7.50) and 300-yard games (eight).
- ▶ Posted 21,332 passing yards from 2008-12, the most in NFL history by a quarterback in his first five seasons as a starter.
- ▶ Threw a TD pass in 35 straight regular-season games at Lambeau Field from 2008-12, a team record (previous mark was 25 by Brett Favre, 1992-96). It was the second-longest home streak in NFL history behind Dan Marino's 39-game streak from 1983-88.

- ▶ Tied a single-game franchise record with six TD passes at Houston in Week 6 of 2012, matching Matt Flynn's mark (Jan. 1, 2012, vs. Detroit).
- ▶ Posted a 100-plus passer rating in six straight seasons (2009-14), the only quarterback in league history to accomplish that feat.
- ▶ In 2009, became first QB in NFL history to throw 30 or more TDs, seven or fewer INTs, and rush for five TDs in the same season.
- ▶ Has registered a passer rating over 110.0 in four or more consecutive games three times in his career (Weeks 3-7, 2009; Week 9, Weeks 11-13, 2010; Weeks 1-7, 9-12, 2011), one of only two quarterbacks in franchise history (Bart Starr, 1966) to accomplish the feat in a single season.
- ▶ Posted four or more rushing TDs in three straight seasons (2008-10), becoming only the second Packers QB to accomplish that feat (Tobin Rote, 1954-56), and eclipsed 300 rushing yards in back-to-back seasons (2009-10), the first since Rote in 1954-56.

		NFL Offense			NFL Defense		
After Week ...	Opp.	Total	Rush	Pass	Total	Rush	Pass
1	at CHI	19	7	20	27	31	16
2	SEA	16	9	21	21	31	12
3	KC	20	8	27	19	31	9
4	at SF						
5	STL						
6	SD						
7	(bye)						
8	at DEN						
9	at CAR						
10	DET						
11	at MIN						
12	CHI						
13	at DET						
14	DAL						
15	at OAK						
16	at ARI						
17	MIN						
Packers in 2014		6	11	8	15	23	10
Packers in 2013		3	7	6	25	25	24
Packers in 2012		13	20	9	11	17	11
Packers in 2011		3	27	3	32	14	32
Packers in 2010		9	24	5	5	18	5
Packers in 2009		6	14	7	2	1	5
Packers in 2008		8	17	8	20	26	12
Packers in 2007		2	21	2	11	14	12
Packers in 2006		9	23	8	12	13	17
Packers in 2005		18	30	7	7	23	1
Packers in 2004		3	10	3	25	14	25
Packers in 2003		4	3	16	17	10	23
Packers in 2002		12	12	10	12	21	3
Packers in 2001		6	21	3	12	16	15
Packers in 2000		15	23	8	15	8	19
Packers in 1999		9	21	7	19	22	18
Packers in 1998		5	25	3	4	4	10
Packers in 1997		4	12	3	7	20	8
Packers in 1996		5	11	5	1	4	1
Packers in 1995		7	26	3	14	7	21
Packers in 1994		9	19	9	6	3	15
Packers in 1993		19	22	18	2	8	7
Packers in 1992		15	21	9	23	16	23



PACKERS STARTERS – OFFENSE

WR Davante Adams, 2nd Year, Fresno State, D2-14

- ▶ After starting all three contests this season, has now started 16 of the last 17 games, including the postseason.
- ▶ Started 11 of 16 regular-season games played as a rookie in 2014 and started both playoff contests.
- ▶ Recorded 121 receiving yards against New England in Week 13 last season, the most by a Green Bay rookie since WR Sterling Sharpe's 124-yard effort vs. Detroit on Nov. 20, 1988.
- ▶ Set franchise postseason single-game records for the most receptions and receiving yards by a rookie when he posted seven catches for 117 yards (16.7 avg.) and a touchdown in the NFC Divisional playoff victory vs. Dallas.

LT David Bakhtiari, 3rd Year, Colorado, D4a-13

- ▶ Has started every game at LT since the start of the 2013 regular season.
- ▶ Started all 16 games at left tackle in 2013, the only rookie in the NFL to do so in 2013 and the first Packer rookie to do so since the league went to a 16-game schedule in 1978.
- ▶ Became just the fourth Green Bay rookie to start at LT in the season opener since the 1970 AFL-NFL merger and the first since 1985.
- ▶ Earned second-team All-Pacific-12 honors from the conference's coaches each of his last two seasons (sophomore and junior) at Colorado.

LG Josh Sitton, 8th Year, Central Florida, D4b-08

- ▶ Has started 97 games since 2009, the most by an offensive player in a Green Bay uniform over that span.
- ▶ Was named to his second career Pro Bowl after the 2014 season.
- ▶ Was named 2010 Offensive Lineman of the Year by the NFL Alumni Association.
- ▶ According to STATS LLC, did not allow a sack in 2014 and has allowed just 10.5 in his seven-year career.
- ▶ Was the only Packer on either side of the ball to not miss a snap from 2009-10.

C Corey Linsley, 2nd Year, Ohio State, D5a-14

- ▶ Has started every game of his young career.
- ▶ First rookie center to start for Green Bay in Week 1 since the merger.
- ▶ Was the first rookie center to start every game for the Packers since the league went to a 16-game schedule in 1978.
- ▶ Named to PFWA's All-Rookie team, the first Green Bay center to be honored since its inception in 1974.
- ▶ The Ohio native was part of a Buckeye team that won 24 consecutive games from 2012-13.

RG T.J. Lang, 7th Year, Eastern Michigan, D4-09

- ▶ Has started games at four different positions on the line as a pro (35 at RG, 27 at LG, five at RT, two at LT). Played C in Week 10 in 2013.
- ▶ Has started 66 contests since 2011.
- ▶ Started games at both tackle spots in his first season (2009) and became the first Packers rookie to start consecutive games at left tackle since Chad Clifton in 2000.
- ▶ Began his college career as a defensive lineman, but converted to the offensive line as a sophomore and started 36 straight games (10 at RT, 26 at LT) over his final three years.

RT Bryan Bulaga, 6th Year, Iowa, D1-10

- ▶ Missed the second part of the 2012 season after suffering a hip injury vs. Arizona on Nov. 4 and missed all of the 2013 season after injuring his knee on Aug. 3. Has started 16 of 19 games since the start of the 2014 season.
- ▶ Started 37 games at RT in his first three seasons in the league.
- ▶ Started the final 12 games of 2010 and the entire postseason at right tackle after taking over for veteran Mark Tauscher (shoulder), the most regular-season starts by a Packers rookie tackle since Tauscher's 14 in 2000.
- ▶ Named to the *Pro Football Weekly*/PFWA All-Rookie team in 2010.
- ▶ Capped his rookie season by becoming the youngest player, according to STATS LLC, to ever start in the Super Bowl (21 years, 322 days).

TE Richard Rodgers, 2nd Year, California, D3a-14

- ▶ Including the postseason, has registered one or more receptions in 13 of the last 15 games.
- ▶ Played in all 16 games with five starts as a rookie in 2014, recording 20 receptions for 225 yards (11.3 avg.) and two touchdowns.

- ▶ Became the first rookie TE to start for the Packers in a season opener since Jackie Harris opened in a two-tight-end set in 1990.
- ▶ Was the first rookie TE to appear in all 16 games for Green Bay since Bubba Franks in 2000.
- ▶ Played TE for his first two seasons at Cal before moving to inside receiver as a junior in 2013, where he caught a career-high 39 passes for a career-best 608 yards (15.6 avg.) and a touchdown.

WR Randall Cobb, 5th Year, Kentucky, D2-11

- ▶ Set a new single-season career high with five 100-yard receiving games during the 2014 season (three-2012). Earned first trip to the Pro Bowl.
- ▶ His career-best 91 receptions in 2014 were the seventh most in team history.
- ▶ Finished the regular season tied for fourth in the NFL with 12 touchdown receptions in 2014.
- ▶ Before suffering a knee injury in Week 6 in 2013, led the team in receptions with 29 and was No. 2 in receiving yards with 378.
- ▶ Set a franchise single-season record with a league-high 2,342 combined net yards in 2012, topping the previous team mark of 2,250 yards by RB Ahman Green in 2003.
- ▶ With 954 receiving yards and 964 kickoff return yards in 2012, he became the first player in NFL history to post 900-plus yards in each category in the same season.

QB Aaron Rodgers, 11th Year, California, D1-05

- ▶ His career passer rating of 106.8 ranks No. 1 in NFL history.
- ▶ Finished the 2014 regular season ranked No. 2 in the NFL in passer rating (112.2), touchdown percentage (7.3), No. 1 in interception percentage (1.0) and No. 3 in touchdown passes (38).
- ▶ Recorded a passer rating of at least 120.0 in seven regular-season games in 2014, setting a single-season career high and tying for the third most in a single season in the NFL, dating back to 1960.
- ▶ Posted 21,332 passing yards from 2008-12, which ranks No. 1 in league history for the most passing yards by a QB in his first five seasons as a starter (previous record was Peyton Manning, 20,618, 1998-2002).
- ▶ In 106 regular-season starts (73-33 record), has posted 41 games with 300-plus passing yards, 63 without an interception and 67 with a 100-plus passer rating (min. 15 attempts).
- ▶ In 2011, set an NFL record with a 122.5 passer rating and set franchise marks for TD passes (45), passing yards (4,643), completion percentage (68.3), yards per attempt (9.25) and 300-yard games (eight) on his way to earning NFL Most Valuable Player honors from *The Associated Press*.

RB Eddie Lacy, 3rd Year, Alabama, D2-13

- ▶ With 2,317 rushing yards in 2013-14, passed John Brockington (2,132) for the most rushing yards by a Packers' running back in his first two NFL seasons.
- ▶ Became the first player in team history to post 1,000 rushing yards and 10-plus total TDs in both of his first two seasons.
- ▶ With 1,139 rushing yards last season, became the fifth player in franchise history to record consecutive 1,000-yard rushing seasons (Ryan Grant, 2008-09 / Ahman Green, 2000-04 / John Brockington, 1971-73 / Jim Taylor, 1960-64).
- ▶ Ranked No. 1 in the league among rookies and No. 8 among all players with 1,178 rushing yards in 2013, despite missing one full game and nearly all of another due to a concussion.
- ▶ Ranks No. 1 in franchise history for the most rushing yards by a rookie in a single season, No. 1 in attempts (284), and tied for No. 1 for most 100-yard rushing games with four (John Brockington, four in 1971).
- ▶ Became the first Green Bay rookie RB to be selected to the Pro Bowl since Brockington in 1971 and was named Rookie of the Year by PFWA.

FB John Kuhn, 10th Year, Shippensburg, W-07 (Pit)

- ▶ Selected to the Pro Bowl for the second time in 2014. His first selection came in 2011, when he was the first Green Bay fullback to be honored since William Henderson in 2004.
- ▶ Has played in 125 of 130 games (136 of 141 including playoffs) during his nine seasons in Green Bay, appearing in all 16 regular-season contests in five of those seasons, including 2014.
- ▶ Only player on the team to have a rushing and receiving touchdown each season from 2008-11, and was the first Packer to achieve that feat since RB Ahman Green (2001-04).



PACKERS STARTERS – DEFENSE

DE Mike Pennel, 2nd Year, Colorado State-Pueblo, FA-14

- ▶ Made the team as a rookie free agent and played in 13 regular-season games and both postseason contests last season.
- ▶ One of two non-drafted free agents to be on the Packers' 53-man roster for Week 1 in 2014 (LB Jayrone Elliott).
- ▶ Finished No. 2 among Packers rookies in 2014 with 18 tackles (Ha Ha Clinton-Dix, 95).

NT B.J. Raji, 7th Year, Boston College, D1a-09

- ▶ Missed the entire 2014 season with a biceps injury suffered during a preseason game vs. Oakland.
- ▶ Played in 70 games from 2010-13 (including playoffs), tied for second most in NFL by a defensive lineman over that span.
- ▶ Named to the Pro Bowl in 2011, becoming the first Packers defensive tackle since Bob Brown in 1972 to receive the honor.
- ▶ Earned All-Rookie team honors from *Pro Football Weekly*/PFWA in 2009, the first Packers defensive lineman to be selected since DE Vonnie Holiday in 1998.

DT Mike Daniels, 4th Year, Iowa, D4a-12

- ▶ Ranks second on the team with 14.5 sacks since the start of the 2013 regular season (LB Clay Matthews-20.5).
- ▶ Started all 16 games for the first time in his career in 2014 and finished first on the Packers defensive line with 5.5 sacks while setting a career high with 69 tackles.
- ▶ Returned a fumble 43 yards for a TD vs. Detroit in Week 14 of 2012, the longest fumble return for a TD by a rookie in franchise history.
- ▶ Starred as an interior pass rusher at Iowa, posting a team-high 24.5 tackles for a loss and 13 sacks from 2010-11.

LOLB Clay Matthews, 7th Year, Southern California, D1b-09

- ▶ Tied for No. 5 in the NFL since entering the league in 2009 with 63.0 sacks. His sack total ranks No. 3 in team history (since 1982).
- ▶ With a team-high 11.0 sacks last season, is now tied for the most 10-plus sack seasons in franchise history (four).
- ▶ Was named to the Pro Bowl for the fifth time in 2014. Is the only Packer in team history to earn Pro Bowl recognition in each of his first four seasons in the NFL (2009-12).
- ▶ Is the only player in franchise history to score a defensive TD (interception or fumble return) in each of his first three seasons in the NFL (2009-11).
- ▶ Named first-team All-Pro by *The Associated Press* in 2010, the first Green Bay LB to earn that honor since Tim Harris in 1989. Finished second to Pittsburgh safety Troy Polamalu in the AP's Defensive Player of the Year voting.

BLB Nate Palmer, 3rd Year, Illinois State, D6-13

- ▶ Spent the entire 2014 season on injured reserve due to a knee injury sustained in the final preseason game.
- ▶ Appeared in eight games as a rookie in 2013, making two starts at outside linebacker.
- ▶ Former college defensive end began his pro career as a outside linebackers before moving to inside linebacker in 2015.

MLB Jake Ryan, Rookie, Michigan, D4-15

- ▶ Served as a team captain for his final two seasons at Michigan and was a three-time winner (2012-14) of the Roger Zatkoff Award, given to the Wolverines top linebacker. He was the only player to win the award (est. 1991) three times.
- ▶ Joined LB John Anderson (first round, 26th overall) as the only Michigan linebackers ever drafted by Green Bay.
- ▶ Started 41 of 46 games played in college, appearing at inside linebacker as a senior after spending his first three seasons at outside linebacker and defensive end.

ROLB Julius Peppers, 14th Year, North Carolina, FA-14

- ▶ Signed with Green Bay last offseason after playing the previous four seasons for Chicago and the first eight of his career for Carolina after being selected as the No. 2 overall pick in 2002.
- ▶ Only player in NFL history with 10 interceptions and at least 100 sacks.
- ▶ Has been selected to the Pro Bowl eight times (2004-06, 2008-12) and has been named first-team All-Pro by *The Associated Press* three times (2004, 2006, 2010). Was named to the NFL's All-Decade Team for the 2000s.
- ▶ Has played in 115 consecutive regular-season games.
- ▶ Ranks No. 3 in the league in sacks (128.0) and No. 3 in forced fumbles (43) since entering the NFL in 2002. His sack total ranks No. 15 in NFL history (since 1982).
- ▶ Has blocked 13 kicks (12 field goals, one extra point) during his career.

LCB Casey Hayward, 4th Year, Vanderbilt, D2b-12

- ▶ Played in all 16 games in 2014 and tied for No. 1 on the team (LB Julius Peppers) and No. 7 in the NFL for total takeaways with five (three INTs, two fumble recoveries).
- ▶ Missed most of the 2013 season with a nagging hamstring injury.
- ▶ Became the first Green Bay CB ever to be named to the *Pro Football Weekly*/PFWA All-Rookie team (est. 1974) and was chosen as the league's Defensive Rookie of the Year by ProFootballFocus.com in 2012. Led all NFL rookies with a team-high six INTs.

RCB Sam Shields, 6th Year, Miami, FA-10

- ▶ Finished second on the team with 13 passes defended in 2014 to go along with two interceptions. Earned first career trip to the Pro Bowl.
- ▶ Started all 14 games he appeared in during the 2013 season and led the team with four INTs (tied career high) and a career-best 25 passes defended.
- ▶ Was limited to 10 games with eight starts in 2012 due to injury, but registered 38 tackles (28 solo), three interceptions, 15 passes defended (No. 3 on the team) and a sack.
- ▶ Made an impact in 2010 after making the team as a non-drafted rookie, earning the nickel CB job despite playing the position only one season in college.
- ▶ In Green Bay's NFC Championship Game win over Chicago in the 2010 season, became the first rookie in NFL history to record two INTs and a sack in a postseason contest.

SS Morgan Burnett, 6th Year, Georgia Tech, D3-10

- ▶ Finished with a team-high 125 tackles in 2014, the second most of his career (137 in 2012). Ranked No. 2 on the team with 106 tackles (77 solo) in 2013, despite missing the first three games due to injury. Recovered three fumbles, including one for a TD, and added nine passes defended.
- ▶ Participated in all 1,088 plays for Green Bay's defense in 2012, one of only four non-offensive linemen in the NFL to appear in 100 percent of his team's snaps.
- ▶ Enjoyed his first full season as a pro in 2011, joining DT B.J. Raji as the only two Green Bay defensive players to start all 16 regular-season games.
- ▶ Started the first four games of the 2010 season at SS before sustaining a season-ending knee injury vs. Detroit in Week 4.

FS Ha Ha Clinton-Dix, 2nd Year, Alabama, D1-14

- ▶ Has started all three games in 2015 after starting 10 of 16 games last season, finishing second on the team in tackles (95).
- ▶ Was the second safety ever drafted by Green Bay in the first round (Alabama S George Teague, No. 29 overall in 1993).
- ▶ Was a consensus All-America selection in 2013 as a junior, earning first-team recognition from *The Associated Press*, the Football Writers Association of America and *Sporting News*.

No	ALPHABETICAL ROSTER	Pos	Ht	Wt	Birthdate	NFL Exp	College	High School	Hometown
17	Adams, Davante	WR	6-1	215	12/24/92	2	Fresno State		Palo Alto, Calif.
86	Backman, Kennard	TE	6-3	245	2/26/93	R	Alabama-Birmingham		Mableton, Ga.
69	Bakhtiari, David	T	6-4	310	9/30/91	3	Colorado		San Mateo, Calif.
32	Banjo, Chris	S	5-10	207	2/26/90	2	SMU		Sugar Land, Texas
67	Barclay, Don	T/G	6-4	305	4/18/89	4	West Virginia		Harmony, Pa.
75	Bulaga, Bryan	T	6-5	314	3/21/89	6	Iowa		Woodstock, Ill.
42	Burnett, Morgan	S	6-1	209	1/13/89	6	Georgia Tech		College Park, Ga.
21	Clinton-Dix, Ha Ha	S	6-1	208	12/21/92	2	Alabama		Orlando, Fla.
18	Cobb, Randall	WR	5-10	192	8/22/90	5	Kentucky		Alcoa, Tenn.
2	Crosby, Mason	K	6-1	207	9/3/84	9	Colorado		Georgetown, Texas
76	Daniels, Mike	DT	6-0	310	5/5/89	4	Iowa		Blackwood, N.J.
91	Elliott, Jayrone	LB	6-3	255	11/11/91	2	Toledo		Cleveland, Ohio
99	Gaston, Bruce	DT	6-2	310	11/29/91	2	Purdue		Chicago, IL
61	Goode, Brett	LS	6-1	255	11/2/84	8	Arkansas		Fort Smith, Ark.
39	Goodson, Demetri	CB	5-11	197	6/11/89	2	Baylor		Spring, Texas
98	Guion, Letroy	DT	6-4	322	6/21/87	8	Florida State		Starke, Fla.
36	Gunter, LaDarius	CB	6-2	201	5/13/92	R	Miami		Montgomery, Ala.
46	Harris, Alonzo	RB	6-1	237	11/9/92	R	Louisiana-Lafayette		Gadsden, Ala.
29	Hayward, Casey	CB	5-11	192	9/9/89	4	Vanderbilt		Perry, Ga.
7	Hundley, Brett	QB	6-3	226	6/15/93	R	UCLA		Chandler, Ariz.
33	Hyde, Micah	DB	6-0	197	12/31/90	3	Iowa		Fostoria, Ohio
83	Janis, Jeff	WR	6-3	219	6/24/91	2	Saginaw Valley State		Tawas City, Mich.
95	Jones, Datone	DE	6-4	285	7/24/90	3	UCLA		Compton, Calif.
89	Jones, James	WR	6-1	208	3/31/84	9	San Jose State		San Jose, Calif.
30	Kuhn, John	FB	6-0	250	9/9/82	10	Shippensburg		York, Pa.
27	Lacy, Eddie	RB	5-11	234	6/2/90	3	Alabama		Geismar, La.
70	Lang, T.J.	G	6-4	318	9/20/87	7	Eastern Michigan		Birmingham, Mich.
63	Linsley, Corey	C	6-3	301	7/27/91	2	Ohio State		Boardman, Ohio
8	Masthay, Tim	P	6-1	200	3/16/87	6	Kentucky		Murray, Ky.
52	Matthews, Clay	LB	6-3	255	5/14/86	7	Southern California		Agoura Hills, Calif.
88	Montgomery, Ty	WR	6-0	216	1/22/93	R	Stanford		Dallas, Texas
55	Mulumba, Andy	LB	6-3	260	1/31/90	3	Eastern Michigan		Montreal, Quebec
96	Neal, Mike	LB	6-3	262	6/26/87	6	Purdue		Merrillville, Ind.
51	Palmer, Nate	LB	6-2	248	9/23/89	3	Illinois State		Chicago, Ill.
64	Pennel, Mike	DT	6-4	332	5/9/91	2	Colorado State-Pueblo		Aurora, Colo.
56	Peppers, Julius	LB	6-7	287	1/18/80	14	North Carolina		Bailey, N.C.
53	Perry, Nick	LB	6-3	265	4/12/90	4	Southern California		Detroit, Mich.
81	Quarless, Andrew	TE	6-4	252	10/6/88	6	Penn State		Uniondale, N.Y.
90	Raji, B.J.	DT	6-2	337	7/11/86	7	Boston College		Washington Township, N.J.
23	Randall, Damarius	CB	5-11	196	8/29/92	R	Arizona State		Pensacola, Fla.
28	Richardson, Sean	S	6-2	216	1/21/90	4	Vanderbilt		Linden, Ala.
22	Ripkowski, Aaron	FB	6-1	246	12/20/92	R	Oklahoma		Dayton, Texas
12	Rodgers, Aaron	QB	6-2	225	12/2/83	11	California		Chico, Calif.
82	Rodgers, Richard	TE	6-4	257	1/22/92	2	California		Shrewsbury, Mass.
24	Rollins, Quinten	CB	5-11	195	7/15/92	R	Miami (Ohio)		Wilmington, Ohio
47	Ryan, Jake	LB	6-2	240	2/27/92	R	Michigan		Cleveland, Ohio
37	Shields, Sam	CB	5-11	184	12/8/87	6	Miami		Sarasota, Fla.
71	Sitton, Josh	G	6-3	318	6/16/86	8	Central Florida		Pensacola, Fla.
44	Starks, James	RB	6-2	218	2/25/86	6	Buffalo		Niagara Falls, N.Y.
65	Taylor, Lane	G	6-3	324	11/22/89	3	Oklahoma State		Arlington, Texas
48	Thomas, Joe	LB	6-1	227	5/6/91	1	South Carolina State		Blackville, S.C.
16	Tolzien, Scott	QB	6-2	213	9/4/87	5	Wisconsin		Palatine, Ill.
73	Tretter, JC	C/G	6-4	307	2/12/91	3	Cornell		Akron, N.Y.
79	Walker, Josh	G	6-5	328	6/2/91	1	Middle Tennessee State		Evansville, Tenn.

Practice Squad

84	Abbrederis, Jared	WR	6-1	195	12/17/90	2	Wisconsin		Wautoma, Wis.
54	Bradford, Carl	LB	6-1	248	8/15/92	2	Arizona State		Norco, Calif.
38	Crockett, John	RB	6-0	217	2/16/92	R	North Dakota State		Minneapolis, Minn.
31	Daniel, Robertson	CB	6-1	205	10/1/91	R	Brigham Young		San Jose, Calif.
80	Perillo, Justin	TE	6-3	250	1/5/91	2	Maine		Wilmington, Del.
97	Ringo, Christian	DT	6-1	298	3/10/92	R	Louisiana-Lafayette		Jackson, Miss.
74	Rotheram, Matt	G	6-5	325	7/5/92	R	Pittsburgh		Olmsted, Ohio
50	Vaughters, James	LB	6-2	254	6/27/93	R	Stanford		Tucker, Ga.
60	Vujnovich, Jeremy	T	6-5	300	10/12/90	1	Louisiana College		Belle Chasse, La.
19	Williams, Ed	WR	6-0	196	3/14/91	R	Fort Hays State		Tampa, Fla.

Injured Reserve

58	Barrington, Sam	LB	6-1	240	10/5/90	3	South Florida		Jacksonville, Fla.
93	Boyd, Josh	DT	6-3	310	8/3/89	3	Mississippi State		Philadelphia, Miss.
87	Nelson, Jordy	WR	6-3	217	5/31/85	8	Kansas State		Riley, Kan.
59	Rasco, Jermauria	LB	6-3	252	10/5/92	R	Louisiana State		Shreveport, La.



No	NUMERICAL ROSTER	Pos	Ht	Wt	Age	NFL Exp	College	How Acquired	Reg. season GP/GS/DNP/IA
2	Mason Crosby	K	6-1	207	31	9	Colorado	D6c-07	3/0/0/0
7	Brett Hundley	QB	6-3	226	22	R	UCLA	D5-15	0/0/0/3
8	Tim Masthay	P	6-1	200	28	6	Kentucky	FA-10	3/0/0/0
12	Aaron Rodgers	QB	6-2	225	31	11	California	D1-05	3/3/0/0
16	Scott Tolzien	QB	6-2	213	28	5	Wisconsin	FA-13	0/0/3/0
17	Davante Adams	WR	6-1	215	22	2	Fresno State	D2-14	3/3/0/0
18	Randall Cobb	WR	5-10	192	25	5	Kentucky	D2-11	3/3/0/0
21	Ha Ha Clinton-Dix	S	6-1	208	22	2	Alabama	D1-14	3/3/0/0
22	Aaron Ripkowski	FB	6-1	246	22	R	Oklahoma	D6a-15	3/0/0/0
23	Damarious Randall	CB	5-11	196	23	R	Arizona State	D1-15	3/0/0/0
24	Quinten Rollins	CB	5-11	195	23	R	Miami (Ohio)	D2-15	2/0/0/1
27	Eddie Lacy	RB	5-11	234	25	3	Alabama	D2-13	3/3/0/0
28	Sean Richardson	S	6-2	216	25	4	Vanderbilt	FA-12	2/1/0/1
29	Casey Hayward	CB	5-11	192	26	4	Vanderbilt	D2b-12	3/1/0/0
30	John Kuhn	FB	6-0	250	33	10	Shippensburg	W-07 (Pit)	3/0/0/0
32	Chris Banjo	S	5-10	207	24	2	SMU	FA-13	3/1/0/0
33	Micah Hyde	DB	6-0	197	24	3	Iowa	D5a-13	3/3/0/0
36	LaDarius Gunter	CB	6-2	201	23	R	Miami	FA-15	1/0/0/2
37	Sam Shields	CB	5-11	184	27	6	Miami	FA-10	3/3/0/0
39	Demetri Goodson	CB	5-11	197	26	2	Baylor	D6-14	2/0/0/1
42	Morgan Burnett	S	6-1	209	26	6	Georgia Tech	D3-10	1/1/0/2
44	James Starks	RB	6-2	218	29	6	Buffalo	D6-10	3/0/0/0
46	Alonzo Harris	RB	6-1	237	22	R	Louisiana-Lafayette	FA-15	1/0/0/2
47	Jake Ryan	LB	6-2	240	23	R	Michigan	D4-15	3/0/0/0
48	Joe Thomas	LB	6-1	227	24	1	South Carolina State	FA-15	1/0/0/0
51	Nate Palmer	LB	6-2	248	26	3	Illinois State	D6-13	3/2/0/0
52	Clay Matthews	LB	6-3	255	29	7	Southern California	D1b-09	3/3/0/0
53	Nick Perry	LB	6-3	265	25	4	Southern California	D1-12	3/1/0/0
55	Andy Mulumba	LB	6-3	260	25	3	Eastern Michigan	FA-13	2/0/0/1
56	Julius Peppers	LB	6-7	287	35	14	North Carolina	FA-14	3/3/0/0
61	Brett Goode	LS	6-1	255	30	8	Arkansas	FA-08	3/0/0/0
63	Corey Linsley	C	6-3	301	24	2	Ohio State	D5a-14	3/3/0/0
64	Mike Pennel	DT	6-4	332	24	2	Colorado State-Pueblo	FA-14	3/2/0/0
65	Lane Taylor	G	6-3	324	25	3	Oklahoma State	FA-13	0/0/1/2
67	Don Barclay	T/G	6-4	305	26	4	West Virginia	FA-12	3/2/0/0
69	David Bakhtiari	T	6-4	310	24	3	Colorado	D4a-13	3/3/0/0
70	T.J. Lang	G	6-4	318	28	7	Eastern Michigan	D4-09	3/3/0/0
71	Josh Sitton	G	6-3	318	29	8	Central Florida	D4b-08	3/3/0/0
73	JC Tretter	C/G	6-4	307	24	3	Cornell	D4b-13	3/0/0/0
75	Bryan Bulaga	T	6-5	314	26	6	Iowa	D1-10	1/1/0/2
76	Mike Daniels	DT	6-0	310	26	4	Iowa	D4a-12	3/3/0/0
79	Josh Walker	G	6-5	328	24	1	Middle Tennessee State	FA-14	3/0/0/0
81	Andrew Quarless	TE	6-4	252	26	6	Penn State	D5a-10	3/0/0/0
82	Richard Rodgers	TE	6-4	257	23	2	California	D3b-14	3/3/0/0
83	Jeff Janis	WR	6-3	219	24	2	Saginaw Valley State	D7-14	3/0/0/0
86	Kennard Backman	TE	6-3	245	22	R	Alabama-Birmingham	D6c-15	0/0/0/3
88	Ty Montgomery	WR	6-0	216	22	R	Stanford	D3-15	3/0/0/0
89	James Jones	WR	6-1	208	31	9	San Jose State	FA-15	3/3/0/0
90	B.J. Raji	DT	6-2	337	29	7	Boston College	D1a-09	3/3/0/0
91	Jayrone Elliott	LB	6-3	255	23	2	Toledo	FA-14	3/0/0/0
95	Datone Jones	DE	6-4	285	25	3	UCLA	D1-13	2/0/0/0
96	Mike Neal	LB	6-3	262	28	6	Purdue	D2-10	3/2/0/0
98	Letroy Guion	DT	6-4	322	28	8	Florida State	FA-14	0/0/0/0
99	Bruce Gaston	DT	6-2	310	23	2	Purdue	FA-14	2/0/0/1

Practice Squad

19	Ed Williams	WR	6-0	196	24	R	Fort Hays State	FA-15	0/0/0/0
31	Robertson Daniel	CB	6-1	205	24	R	Brigham Young	FA-15	0/0/0/0
38	John Crockett	RB	6-0	217	23	R	North Dakota State	FA-15	0/0/0/0
50	James Vaughters	LB	6-2	254	22	R	Stanford	FA-15	0/0/0/0
54	Carl Bradford	LB	6-1	248	23	2	Arizona State	D4-14	0/0/0/0
60	Jeremy Vujnovich	T	6-5	300	24	1	Louisiana College	FA-14	0/0/0/0
74	Matt Rotheram	G	6-5	325	23	R	Pittsburgh	FA-15	0/0/0/0
80	Justin Perillo	TE	6-3	250	24	2	Maine	FA-14	0/0/0/0
84	Jared Abbrederis	WR	6-1	195	24	2	Wisconsin	D5b-14	0/0/0/0
97	Christian Ringo	DT	6-1	298	23	R	Louisiana-Lafayette	D6b-15	0/0/0/0

Injured Reserve

58	Sam Barrington	LB	6-1	240	24	3	South Florida	D7c-13	1/1/0/0
59	Jermauria Rasco	LB	6-3	252	22	R	Louisiana State	FA-15	0/0/0/0
87	Jordy Nelson	WR	6-3	217	30	8	Kansas State	D2a-08	0/0/0/0
93	Josh Boyd	DT	6-3	310	26	3	Mississippi State	D5b-13	2/0/0/0



2015 REGULAR-SEASON STATISTICS

	Packers	Opponents
TOTAL FIRST DOWNS	68	69
Rushing	23	24
Passing	36	37
Penalty	9	8
3rd Down: Made/Att.	14/32	16/36
3rd Down Pct.	43.8	44.4
4th Down: Made/Att.	1/2	4/5
4th Down Pct.	50.0	80.0
POSSESSION AVG.	31:39	28:21
TOTAL NET YARDS	1131	1052
Avg. Per Game	377.0	350.7
Total Plays	185	193
Avg. Per Play	6.1	5.5
NET YARDS RUSHING	383	383
Avg. Per Game	127.7	127.7
Total Rushes	91	76
NET YARDS PASSING	748	669
Avg. Per Game	249.3	223.0
Sacked/Yards Lost	3/23	11/52
Gross Yards	771	721
Att./Completions	91/67	106/61
Completion Pct.	73.6	57.5
HAD INTERCEPTED	0	3
PUNTS/AVERAGE	10/45.1	12/46.5
Net Punting Avg.	10/38.0	12/42.3
PENALTIES/YARDS	28/198	19/194
FUMBLES/BALL LOST	2/1	3/1
TOUCHDOWNS	11	8
Rushing	1	4
Passing	10	4
Returns	0	0

SCORE BY PERIODS

	Q1	Q2	Q3	Q4	OT	PTS
PACKERS	31	16	17	32	0	96
OPPONENTS	6	17	24	21	0	68

SCORING

	TD	-Ru	-Pa	-Rt	K-PAT	FG	S	PTS
Mason Crosby	0	0	0	0	10/10	6/6	0	28
Randall Cobb	4	0	4	0			0	24
James Jones	4	0	4	0			0	24
Richard Rodgers	1	0	1	0			0	8
Eddie Lacy	1	1	0	0			0	6
Ty Montgomery	1	0	1	0			0	6
PACKERS	11	1	10	0	10/10	6/6	0	96
OPPONENTS	8	4	4	0	6/6	4/4	0	68

2-Pt Conversions: R. Rodgers, Packers 1-1, Opponents 1-2

SACKS: Mike Daniels 2.5, Julius Peppers 2.5, Clay Matthews 2, Jayrone Elliott 1, Nick Perry 1, Joe Thomas 1, Mike Neal 0.5, B.J. Raji 0.5, PACKERS 11, OPPONENTS 3

RUSHING

	No	Yds	Avg	Long	TD
Eddie Lacy	32	140	4.4	16	1
James Starks	39	129	3.3	35	0
Aaron Rodgers	16	74	4.6	15	0
Alonzo Harris	2	17	8.5	16	0
Randall Cobb	1	12	12.0	12	0
Richard Rodgers	1	11	11.0	11	0
PACKERS	91	383	4.2	35	1
OPPONENTS	76	383	5.0	23	4

PASSING

	Att	Cmp	Yds	Cmp%	Yds/Att	TD	TD%	Int	Int%	Long	Sack/Lost	Rating
Aaron Rodgers	91	67	771	73.6	8.47	10	11.0	0	0.0	52	3/23	135.4
PACKERS	91	67	771	73.6	8.47	10	11.0	0	0.0	52	3/23	135.4
OPPONENTS	106	61	721	57.5	6.80	4	3.8	3	2.8	61	11/52	79.2

	No	Yds	Avg	Long	TD
RECEIVING					
Randall Cobb	20	245	12.3	29	4
James Jones	12	219	18.3	52	4
Davante Adams	9	92	10.2	25	0
Richard Rodgers	8	65	8.1	20	1
Ty Montgomery	6	51	8.5	17	1
Eddie Lacy	5	55	11.0	26	0
James Starks	5	30	6.0	19	0
Andrew Quarless	2	14	7.0	7	0
PACKERS	67	771	11.5	52	10
OPPONENTS	61	721	11.8	61	4

INTERCEPTIONS

	No	Yds	Avg	Long	TD
Clay Matthews	1	42	42.0	42	0
Sam Shields	1	15	15.0	15	0
Jayrone Elliott	1	2	2.0	2	0
PACKERS	3	59	19.7	42	0
OPPONENTS	0	0	--	--	0

PUNTING

	No	Yds	Avg	Net	TB	In 20	LG	Blk
Tim Masthay	10	451	45.1	38.0	1	2	54	0
PACKERS	10	451	45.1	38.0	1	2	54	0
OPPONENTS	12	558	46.5	42.3	1	4	61	0

PUNT RETURNS

	Ret	FC	Yds	Avg	Long	TD
Micah Hyde	4	5	30	7.5	13	0
PACKERS	4	5	30	7.5	13	0
OPPONENTS	8	0	51	6.4	22	0

KICKOFF RETURNS

	No	Yds	Avg	Long	TD
Ty Montgomery	6	189	31.5	46	0
Aaron Ripkowski	1	0	0.0	0	0
PACKERS	7	189	27.0	46	0
OPPONENTS	11	256	23.3	54	0

FIELD GOALS

	1-19	20-29	30-39	40-49	50+
Mason Crosby	1/1	1/1	1/1	2/2	1/1
PACKERS	1/1	1/1	1/1	2/2	1/1
OPPONENTS	0/0	1/1	0/0	1/1	2/2

Crosby: (37G) (54G, 18G, 44G, 21G) (44G)
Opponents: (28G, 50G, 44G) (54G) ()



2015 REGULAR-SEASON DEFENSIVE STATISTICS

Official totals – based on coaches' film review, through Sept. 28 vs. Kansas City (press-box stats from Chiefs game)

SPECIAL TEAMS

Player	Total			Sacks/ Yards	Int/ Yards	Fum Rec	For Fum	Pass Def
	Tackles	Solo	Asst					
Ha Ha Clinton-Dix	21	17	4	0.0/0.0	0/0	0	0	0
Nate Palmer	18	12	6	0.0/0.0	0/0	0	0	2
Sam Shields	16	14	2	0.0/0.0	1/15	0	0	2
Clay Matthews	15	12	3	2.0/8.0	1/42	0	0	1
Mike Daniels	13	6	7	2.5/9.5	0/0	0	1	0
Micah Hyde	11	11	0	0.0/0.0	0/0	1	0	1
B.J. Raji	11	6	5	0.5/1.0	0/0	0	0	0
Casey Hayward	10	8	2	0.0/0.0	0/0	0	0	2
Julius Peppers	9	6	3	2.5/12.0	0/0	0	0	0
Nick Perry	9	6	3	1.0/6.0	0/0	0	1	0
Mike Neal	8	4	4	0.5/3.5	0/0	0	0	0
Mike Pennel	7	3	4	0.0/0.0	0/0	0	0	0
Jayrone Elliott	5	5	0	1.0/10.0	1/2	0	1	1
Damarius Randall	5	3	2	0.0/0.0	0/0	0	0	4
Datone Jones	3	3	0	0.0/0.0	0/0	0	0	0
Joe Thomas	3	3	0	1.0/2.0	0/0	0	0	0
Morgan Burnett	2	2	0	0.0/0.0	0/0	0	0	0
Sean Richardson	2	2	0	0.0/0.0	0/0	0	0	1
Quinten Rollins	2	2	0	0.0/0.0	0/0	0	0	0
Chris Banjo	1	1	0	0.0/0.0	0/0	0	0	1
Sam Barrington	1	1	0	0.0/0.0	0/0	0	0	0
Josh Boyd	1	1	0	0.0/0.0	0/0	0	0	0
Bruce Gaston	1	1	0	0.0/0.0	0/0	0	0	0
Andy Mulumba	1	0	1	0.0/0.0	0/0	0	0	0
Totals	175	129	46	11.0/52.0	3/59	1	3	15

Player	TT	FR	FF
Jayrone Elliott	5	0	0
Jake Ryan	5	0	0
Jeff Janis	4	0	0
Chris Banjo	3	0	0
Ha Ha Clinton-Dix	2	0	0
Demetri Goodson	1	0	0
Micah Hyde	1	0	0
John Kuhn	1	0	0
Andy Mulumba	1	0	0
Sean Richardson	1	0	0
Aaron Ripkowski	1	0	0
Quinten Rollins	1	0	0
Joe Thomas	1	0	0
Totals	27	0	0

MISCELLANEOUS TACKLES

Player	Tackles
James Starks	1
Totals	1



ROSTER BY POSITION

QUARTERBACK (3)

Brett Hundley
Aaron Rodgers
Scott Tolzien

FULLBACK (2)

John Kuhn
Aaron Ripkowski

RUNNING BACK (3)

Alonzo Harris
Eddie Lacy
James Starks

WIDE RECEIVER (5)

Davante Adams
Randall Cobb
Jeff Janis
James Jones
Ty Montgomery

TIGHT END (3)

Kennard Backman
Andrew Quarless
Richard Rodgers

OFFENSIVE LINE (9)

David Bakhtiari
Don Barclay
Bryan Bulaga
T.J. Lang
Corey Linsley
Josh Sitton
Lane Taylor
JC Tretter
Josh Walker

DEFENSIVE LINE (5)

Mike Daniels
Bruce Gaston
Datone Jones
Mike Pennel
B.J. Raji

LINEBACKER (9)

Jayrone Elliott
Clay Matthews
Andy Mulumba
Mike Neal
Nate Palmer
Julius Peppers
Nick Perry
Jake Ryan
Joe Thomas

CORNERBACK (6)

Demetri Goodson
LaDarius Gunter
Casey Hayward
Damarius Randall
Quinten Rollins
Sam Shields

SAFETY (5)

Chris Banjo
Morgan Burnett
Ha Ha Clinton-Dix
Micah Hyde
Sean Richardson

SPECIALIST (3)

Mason Crosby
Brett Goode
Tim Masthay

Rookies and first-year players are underlined

PRONUNCIATION GUIDE

PLAYERS

Kennard Backman kuh-NARD
David Bakhtiari bock-tee-R-ee
Don Barclay BAR-clay
Bryan Bulaga buh-LAH-guh
Jayrone Elliott jay-RONE
Brett Goode GEWD
Letroy Guion GUY-on
LaDarius Gunter luh-DAIR-ee-us
Datone Jones DAY-tone
John Kuhn KOON
Tim Masthay MASS-tay
Andy Mulumba moo-LOOM-bah

Mike Pennel puh-NELL
Andrew Quarless QUAR-liss
B.J. Raji RAH-jee
Damarius Randall duh-MAIR-ee-us
Josh Sitton SITT-en
Scott Tolzien toll-ZEEN
COACHES
James Campen KAMP-en
Tom Clements KLEMM-ints
Jerry Fontenot FON-tin-oh
Mark Lovat luh-VOTT
Mike Solari so-LARR-ee
Mike Trgovac TER-guh-vac



OFFENSE

WR: 17	Davante Adams	89	James Jones	83	Jeff Janis
LT: 69	David Bakhtiari	67	Don Barclay		
LG: 71	Josh Sitton	65	Lane Taylor		
C: 63	Corey Linsley	73	JC Tretter		
RG: 70	T.J. Lang	<u>79</u>	<u>Josh Walker</u>		
RT: 75	Bryan Bulaga	67	Don Barclay		
TE: 82	Richard Rodgers	81	Andrew Quarless	<u>86</u>	<u>Kennard Backman</u>
WR: 18	Randall Cobb	<u>88</u>	<u>Ty Montgomery</u>		
QB: 12	Aaron Rodgers	16	Scott Tolzien	<u>7</u>	<u>Brett Hundley</u>
RB: 27	Eddie Lacy	44	James Starks	<u>46</u>	<u>Alonzo Harris</u>
FB: 30	John Kuhn	<u>22</u>	<u>Aaron Ripkowski</u>		

DEFENSE

DE: 64	Mike Pennel	95	Datone Jones		
NOSE: 90	B.J. Raji	99	Bruce Gaston		
DT: 76	Mike Daniels	99	Bruce Gaston		
LOLB: 52	Clay Matthews	53	Nick Perry	55	Andy Mulumba
BLB: 51	Nate Palmer	<u>47</u>	<u>Jake Ryan</u>	<u>48</u>	<u>Joe Thomas</u>
MLB: <u>47</u>	<u>Jake Ryan</u>	52	Clay Matthews		
ROLB: 56	Julius Peppers	96	Mike Neal	91	Jayrone Elliott
LCB: 29	Casey Hayward	<u>23</u>	<u>Damarius Randall</u>	39	Demetri Goodson
RCB: 37	Sam Shields	<u>24</u>	<u>Quinten Rollins</u>	<u>36</u>	<u>LaDarius Gunter</u>
SS: 42	Morgan Burnett	28	Sean Richardson	32	Chris Banjo
FS: 21	Ha Ha Clinton-Dix	33	Micah Hyde		

SPECIAL TEAMS

K: 2	Mason Crosby	8	Tim Masthay		
P: 8	Tim Masthay	2	Mason Crosby		
H: 8	Tim Masthay	18	Randall Cobb		
PR: 33	Micah Hyde	<u>88</u>	<u>Ty Montgomery</u>	18	Randall Cobb
KR: <u>88</u>	<u>Ty Montgomery</u>	33	Micah Hyde	18	Randall Cobb
				83	Jeff Janis
LS: 61	Brett Goode	67	Don Barclay		

Rookies and first-year players are underlined

COACH LOCATIONS

- **Coaches' Box:** Dom Capers (defensive coordinator), Mike Eayrs (research and development), Luke Getsy (offensive quality control), Scott McCurley (assistant linebackers), David Raih (coaching administrator), John Rushing (defensive quality control), Alex Van Pelt (quarterbacks/ wide receivers), Joe Whitt Jr. (secondary - cornerbacks).
- **Sideline:** Edgar Bennett (offensive coordinator), James Campen (offensive line), Tom Clements (associate head coach/offense), Jerry Fontenot (tight ends), Sam Gash (running backs), Jerry Montgomery (defensive front assistant), Winston Moss (associate head coach/linebackers), Darren Perry (secondary - safeties), Jason Simmons (assistant special teams), Mike Solari (assistant offensive line), Mike Trgovac (defensive line), Ron Zook (special teams coordinator).



HOW THE PACKERS WERE BUILT

Year	Record	Draft (34)	Waivers (1)	Free Agents (18)
2005	4-12	QB Aaron Rodgers D1		
2007	13-3	K Mason Crosby D6c	FB John Kuhn (Pit)	
2008	6-10	G Josh Sitton D4b		LS Brett Goode
2009	11-5	DT B.J. Raji D1a LB Clay Matthews D1b G T.J. Lang D4		
2010	10-6	T Bryan Bulaga D1 LB Mike Neal D2 S Morgan Burnett D3 TE Andrew Quarless D5a RB James Starks D6		P Tim Masthay CB Sam Shields
2011	15-1	WR Randall Cobb D2		
2012	11-5	LB Nick Perry D1 CB Casey Hayward D2b DT Mike Daniels D4a		T/G Don Barclay S Sean Richardson
2013	8-7-1	DE Datone Jones D1 RB Eddie Lacy D2 T David Bakhtiari D4a C/G JC Tretter D4b DB Micah Hyde D5a LB Nate Palmer D6		S Chris Banjo LB Andy Mulumba G Lane Taylor QB Scott Tolzien
2014	12-4	S Ha Ha Clinton-Dix D1 WR Davante Adams D2 TE Richard Rodgers D3b C Corey Linsley D5a CB Demetri Goodson D6 WR Jeff Janis D7		LB Jayrone Elliott DT Bruce Gaston DT Mike Pennel LB Julius Peppers G Josh Walker
2015	3-0	CB Damarious Randall D1 CB Quinten Rollins D2 WR Ty Montgomery D3 LB Jake Ryan D4 QB Brett Hundley D5 FB Aaron Ripkowski D6a TE Kennard Backman D6c		CB LaDarius Gunter RB Alonzo Harris WR James Jones (D3-07) LB Joe Thomas (PS-Dal.)

INDIVIDUAL STATISTICS, OFFENSE

		RECEIVING D.Adams					R.Cobb					J.Janis					J.Jones					T.Montgomery					R.Rodgers				
		No	Yds	Avg	Lg	TD	No	Yds	Avg	Lg	TD	No	Yds	Avg	Lg	TD	No	Yds	Avg	Lg	TD	No	Yds	Avg	Lg	TD	No	Yds	Avg	Lg	TD
9/13	at Chi	4	59	14.8	25	0	5	38	7.6	10	1	0	0	--	--	0	4	51	12.8	34	2	0	0	--	--	0	3	27	9.0	20	0
9/20	Sea	5	33	6.6	13	0	8	116	14.5	25	0	0	0	--	--	0	1	29	29.0	29	1	4	37	9.3	17	0	3	23	7.7	9	1
9/28	KC	0	0	--	--	0	7	91	13.0	29	3	0	0	--	--	0	7	139	19.9	52	1	2	14	7.0	8	1	2	15	7.5	8	0
10/4	at SF																														
10/11	StL																														
10/18	SD																														
11/1	at Den																														
11/8	at Car																														
11/15	Det																														
11/22	at Min																														
11/26	Chi																														
12/3	at Det																														
12/13	Dal																														
12/20	at Oak																														
12/27	at Ari																														
1/3	Min																														
SEASON		9	92	10.2	25	0	20	245	12.3	29	4	0	0	--	--	0	12	219	18.3	52	4	6	51	8.5	17	1	8	65	8.1	20	1
CAREER		47	538	11.4	45	3	247	3294	13.3	70	29	2	16	8.0	9	0	395	5190	13.1	83	47	6	51	8.5	17	1	28	290	10.4	43	3

		RECEIVING A.Quarless					K.Backman					E.Lacy					J.Starks					A.Harris									
		No	Yds	Avg	Lg	TD	No	Yds	Avg	Lg	TD	No	Yds	Avg	Lg	TD	No	Yds	Avg	Lg	TD	No	Yds	Avg	Lg	TD					
9/13	at Chi	0	0	--	--	0						2	14	7.0	9	0	0	0	--	--	0										
9/20	Sea	0	0	--	--	0						0	0	--	--	0	4	11	2.8	6	0										
9/28	KC	2	14	7.0	7	0						3	41	13.7	26	0	1	19	19.0	19	0	0	0	--	--	0					
10/4	at SF																														
10/11	StL																														
10/18	SD																														
11/1	at Den																														
11/8	at Car																														
11/15	Det																														
11/22	at Min																														
11/26	Chi																														
12/3	at Det																														
12/13	Dal																														
12/20	at Oak																														
12/27	at Ari																														
1/3	Min																														
SEASON		2	14	7.0	7	0	0	0	0.0	0	0	5	55	11.0	26	0	5	30	6.0	19	0	0	0	--	--	0	0	0	--	--	0
CAREER		87	923	10.6	34	6	0	0	0.0	0	0	82	739	9.0	67	4	68	521	7.7	28	1	0	0	--	--	0	0	0	--	--	0

		RECEIVING J.Kuhn					A.Ripkowski				
		No	Yds	Avg	Lg	TD	No	Yds	Avg	Lg	TD
9/13	at Chi	0	0	--	--	0	0	0	--	--	0
9/20	Sea	0	0	--	--	0	0	0	--	--	0
9/28	KC	0	0	--	--	0	0	0	--	--	0
10/4	at SF										
10/11	StL										
10/18	SD										
11/1	at Den										
11/8	at Car										
11/15	Det										
11/22	at Min										
11/26	Chi										
12/3	at Det										
12/13	Dal										
12/20	at Oak										
12/27	at Ari										
1/3	Min										
SEASON		0	0	--	--	0	0	0	--	--	0
CAREER		76	516	6.8	32	8	0	0	--	--	0

INDIVIDUAL STATISTICS, OFFENSE

RUSHING

		E.Lacy										J.Starks										A.Rodgers									
		First Half					Second Half					First Half					Second Half					First Half					Second Half				
		No	Yds	Avg	Lg	TD	No	Yds	Avg	Lg	TD	No	Yds	Avg	Lg	TD	No	Yds	Avg	Lg	TD	No	Yds	Avg	Lg	TD	No	Yds	Avg	Lg	TD
9/13	at Chi	7	35	5.0	16	0	12	50	4.2	15	1	0	0	--	--	0	2	2	1.0	3	0	3	3	1.0	2	0	5	32	6.4	15	0
9/20	Sea	3	9	3.0	8	0	0	0	--	--	0	9	35	3.9	10	0	11	60	5.5	35	0	2	12	6.0	9	0	4	11	2.8	9	0
9/28	KC	6	34	5.7	13	0	4	12	3.0	9	0	9	26	2.9	11	0	8	6	0.8	3	0	2	16	8.0	11	0	0	0	--	--	0
10/4	at SF																														
10/11	StL																														
10/18	SD																														
11/1	at Den																														
11/8	at Car																														
11/15	Det																														
11/22	at Min																														
11/26	Chi																														
12/3	at Det																														
12/13	Dal																														
12/20	at Oak																														
12/27	at Ari																														
1/3	Min																														
SEASON		16	78	4.9	16	0	16	62	3.9	15	1	18	61	3.4	11	0	21	68	3.2	35	0	7	31	4.4	11	0	9	43	4.8	15	0

PASSING

		A.Rodgers																	
		First Half					Second Half												
		Att	Com	Pct	Yds	Sk/Yd	TD	Lg	Int	Rtng	Att	Com	Pct	Yds	Sk/Yd	TD	Lg	Int	Rtng
9/13	at Chi	13	10	76.9	126	0/0	1	34	0	132.2	10	8	80.0	63	0/0	2	25	0	132.5
9/20	Sea	20	14	70.0	151	1/7	1	29t	0	108.5	13	11	84.6	98	1/8	1	19	0	123.7
9/28	KC	22	16	72.7	208	1/8	3	27t	0	141.7	13	8	61.5	125	0/0	2	52	0	133.0
10/4	at SF																		
10/11	StL																		
10/18	SD																		
11/1	at Den																		
11/8	at Car																		
11/15	Det																		
11/22	at Min																		
11/26	Chi																		
12/3	at Det																		
12/13	Dal																		
12/20	at Oak																		
12/27	at Ari																		
1/3	Min																		
SEASON		55	40	72.7	485	2/15	5	34	0	129.7	36	27	75.0	286	1/8	5	52	0	137.3

PASSING

		S.Tolzien																	
		First Half					Second Half												
		Att	Com	Pct	Yds	Sk/Yd	TD	Lg	Int	Rtng	Att	Com	Pct	Yds	Sk/Yd	TD	Lg	Int	Rtng
9/13	at Chi																		
9/20	Sea																		
9/28	KC																		
10/4	at SF																		
10/11	StL																		
10/18	SD																		
11/1	at Den																		
11/8	at Car																		
11/15	Det																		
11/22	at Min																		
11/26	Chi																		
12/3	at Det																		
12/13	Dal																		
12/20	at Oak																		
12/27	at Ari																		
1/3	Min																		
SEASON		0	0	--	0	0/0	0	--	0	--	0	0	--	0	0/0	0	--	0	--

INDIVIDUAL STATISTICS, DEFENSE

		C.Banjo					S.Barrington					J.Boyd					M.Burnett					H.Clinton-Dix					M.Daniels					
		UT	A	Sk	Int	PD	UT	A	Sk	Int	PD	UT	A	Sk	Int	PD	UT	A	Sk	Int	PD	UT	A	Sk	Int	PD	UT	A	Sk	Int	PD	
9/13	at Chi	0	0	0-0	0-0	0	1	0	0-0	0-0	0	1	0	0-0	0-0	0																
9/20	Sea	0	0	0-0	0-0	0	(Injured Reserve)					0	0	0-0	0-0	0	2	0	0-0	0-0	0	5	1	0-0	0-0	0	1	3	0-0	0-0	0	
9/28	KC	1	0	0-0	0-0	1	(Injured Reserve)					0	0	0-0	0-0	0							5	1	0-0	0-0	0	3	2	1-0	0-0	0
10/4	at SF																															
10/11	StL																															
10/18	SD																															
11/1	at Den																															
11/8	at Car																															
11/15	Det																															
11/22	at Min																															
11/26	Chi																															
12/3	at Det																															
12/13	Dal																															
12/20	at Oak																															
12/27	at Ari																															
1/3	Min																															
SEASON		1	0	0-0	0-0	1	1	0	0-0	0-0	0	1	0	0-0	0-0	0	2	0	0-0	0-0	0	17	4	0-0	0-0	0	6	7	2.5-9.5	0-0	0	
CAREER		11	2	0-0	0-0	3	41	13	1-9	0-0	1	17	11	0-0	0-0	1	324	134	4.5-41	7-33	27	79	31	1-0	1-9	6	63	23	16.5-109.5	1-9	1	

		J.Elliott					B.Gaston					D.Goodson					L.Guion					L.Gunter					C.Hayward				
		UT	A	Sk	Int	PD	UT	A	Sk	Int	PD	UT	A	Sk	Int	PD	UT	A	Sk	Int	PD	UT	A	Sk	Int	PD	UT	A	Sk	Int	PD
9/13	at Chi	2	0	0-0	0-0	0	0	0	0-0	0-0	0	0	0	0-0	0-0	0															
9/20	Sea	1	0	0-0	1-0	1	(Inactive)					0	0	0-0	0-0	0															
9/28	KC	2	0	1-10	0-0	0	1	0	0-0	0-0	0	0	0	0-0	0-0	0															
10/4	at SF																														
10/11	StL																														
10/18	SD																														
11/1	at Den																														
11/8	at Car																														
11/15	Det																														
11/22	at Min																														
11/26	Chi																														
12/3	at Det																														
12/13	Dal																														
12/20	at Oak																														
12/27	at Ari																														
1/3	Min																														
SEASON		5	0	1-10	1-0	1	1	0	0-0	0-0	0	0	0	0-0	0-0	0	0	0	0-0	0-0	0	0	0	0-0	0-0	0	8	2	0-0	0-0	2
CAREER		7	1	1-10	1-0	1	1	0	0-0	0-0	0	0	0	0-0	0-0	0	74	48	8.5-47	0-0	4	0	0	0-0	0-0	0	78	25	0-0	9-194	29

		M.Hyde					D.Jones					C.Matthews					A.Mulumba					M.Neal					N.Palmer				
		UT	A	Sk	Int	PD	UT	A	Sk	Int	PD	UT	A	Sk	Int	PD	UT	A	Sk	Int	PD	UT	A	Sk	Int	PD	UT	A	Sk	Int	PD
9/13	at Chi	4	0	0-0	0-0	0	(Reserve/Suspended)					8	2	0-0	1-42	1															
9/20	Sea	5	0	0-0	0-0	1	2	0	0-0	0-0	0	1	1	0-0	0-0	0															
9/28	KC	2	0	0-0	0-0	0	1	0	0-0	0-0	0	3	0	2-8	0-0	0															
10/4	at SF																														
10/11	StL																														
10/18	SD																														
11/1	at Den																														
11/8	at Car																														
11/15	Det																														
11/22	at Min																														
11/26	Chi																														
12/3	at Det																														
12/13	Dal																														
12/20	at Oak																														
12/27	at Ari																														
1/3	Min																														
SEASON		11	0	0-0	0-0	1	3	0	0-0	0-0	0	12	3	2-8	1-42	1	0	1	0-0	0-0	0	4	4	.5-3.5	0-0	0	12	6	0-0	0-0	2
CAREER		88	27	2-17	2-9	10	25	8	5-23	1-18	2	240	75	63-385.5	6-191	34	11	13	1-2	0-0	0	71	34	15.5-96.5	1-5	1	20	12	0-0	0-0	2

INDIVIDUAL STATISTICS, DEFENSE

	M.Pennel					J.Peppers					N.Perry					B.Raji					D.Randall					S.Richardson										
	UT	A	Sk	Int	PD	UT	A	Sk	Int	PD	UT	A	Sk	Int	PD	UT	A	Sk	Int	PD	UT	A	Sk	Int	PD	UT	A	Sk	Int	PD						
9/13	at	Chi	1	1	0-0	0-0	0	5	0	1.5-11	0-0	0	0	0	1	0-0	0-0	0	3	3	.5-2	0-0	0	1	1	0-0	0-0	2	2	0	0-0	0-0	0			
9/20		Sea	1	2	0-0	0-0	0	0	1	1-1	0-0	0	0	3	2	0-0	0-0	0	3	1	0-0	0-0	0	0	0	0-0	0-0	1	0	0	0-0	0-0	1			
9/28		KC	1	1	0-0	0-0	0	1	2	0-0	0-0	0	0	3	0	1-6	0-0	0	0	1	0-0	0-0	0	2	1	0-0	0-0	1					(Inactive)			
10/4	at	SF																																		
10/11		StL																																		
10/18		SD																																		
11/1	at	Den																																		
11/8	at	Car																																		
11/15		Det																																		
11/22	at	Min																																		
11/26		Chi																																		
12/3	at	Det																																		
12/13		Dal																																		
12/20	at	Oak																																		
12/27	at	Ari																																		
1/3		Min																																		
SEASON			3	4	0-0	0-0	0	6	3	2.5-12	0-0	0	0	6	3	1-6	0-0	0	0	6	5	.5-2	0-0	0	0	3	2	0-0	0-0	4	4	2	0	0-0	0-0	1
CAREER			9	4	0-0	0-0	0	487	126	128-781	11-293	73	0	56	21	10-84	0-0	3	0	95	43	11-66.5	0-0	8	0	3	2	0-0	0-0	4	4	22	4	0-0	0-0	1

	Q.Rollins					J.Ryan					S.Shields					J.Thomas																		
	UT	A	Sk	Int	PD	UT	A	Sk	Int	PD	UT	A	Sk	Int	PD	UT	A	Sk	Int	PD														
9/13	at	Chi	0	0	0-0	0-0	0	0	0	0-0	0-0	0	6	2	0-0	0-0	1																	
9/20		Sea			(Inactive)								2	0	0-0	0-0	0																	
9/28		KC	2	0	0-0	0-0	0	0	0	0-0	0-0	0	6	0	0-0	1-15	1	3	0	1-2	0-0	0												
10/4	at	SF																																
10/11		StL																																
10/18		SD																																
11/1	at	Den																																
11/8	at	Car																																
11/15		Det																																
11/22	at	Min																																
11/26		Chi																																
12/3	at	Det																																
12/13		Dal																																
12/20	at	Oak																																
12/27	at	Ari																																
1/3		Min																																
SEASON			2	0	0-0	0-0	0	0	0	0-0	0-0	0	14	2	0-0	1-15	2	3	0	1-2	0-0	0												
CAREER			2	0	0-0	0-0	0	0	0	0-0	0-0	0	182	28	1-8	16-180	55	0	0	0-0	0-0	0												

DEFENSIVE FUMBLE STATISTICS

FORCED FUMBLES (3)

J.Elliott - (1) vs. Seattle, Sept. 20 (F.Jackson)
M.Daniels - (1) vs. Kansas City, Sept. 28 (A. Smith)
N.Perry - (1) vs. Kansas City, Sept. 28 (A. Smith)

FUMBLE RECOVERIES (1)

M.Hyde - (1) vs. Seattle, Sept. 20 (F.Jackson)

INDIVIDUAL STATISTICS, DEFENSE

QUARTERBACK SACKS (11-52)

9/13	at	Chicago:	(2-12)	J.Peppers 1.5-11, B.Raji .5-1
9/20		Seattle:	(2-1)	M.Daniels 1-0, J.Peppers 1-1
9/28		Kansas City:	(7-39)	C.Matthews 2-8, M.Daniels 1.5-9.5, J.Elliott 1-10, N.Perry 1-6, J.Thomas 1-2, M.Neal .5-3.5
10/4	at	San Francisco:		
10/11		St. Louis:		
10/18		San Diego:		
11/1	at	Denver:		
11/8	at	Carolina:		
11/15		Detroit:		
11/22	at	Minnesota:		
11/26		Chicago:		
12/3	at	Detroit:		
12/13		Dallas:		
12/20	at	Oakland:		
12/27	at	Arizona:		
1/3		Minnesota:		

SEASON TOTALS: (11-52) M.Daniels 2.5-9.5, J.Peppers 2.5-12, C.Matthews 2-8, J.Elliott 1-10, N.Perry 1-6, J.Thomas 1-2, M.Neal .5-3.5, B.Raji .5-1

QUARTERBACK HITS (13)

9/13	at	Chicago:	(3)	M.Daniels 1, C.Matthews 1, B.Raji 1
9/20		Seattle:	(2)	M.Daniels 1, D.Jones 1
9/28		Kansas City:	(8)	C.Matthews 3, M.Daniels 1, J.Elliott 1, M.Neal 1, N.Perry 1, J.Thomas 1
10/4	at	San Francisco:		
10/11		St. Louis:		
10/18		San Diego:		
11/1	at	Denver:		
11/8	at	Carolina:		
11/15		Detroit:		
11/22	at	Minnesota:		
11/26		Chicago:		
12/3	at	Detroit:		
12/13		Dallas:		
12/20	at	Oakland:		
12/27	at	Arizona:		
1/3		Minnesota:		

SEASON TOTALS: (13) C.Matthews 4, M.Daniels 3, J.Elliott 1, D.Jones 1, M.Neal 1, N.Perry 1, B.Raji 1, J.Thomas 1

PASSES DEFENSED (15)

9/13	at	Chicago:	(6)	D.Randall 2, C.Hayward 1, C.Matthews 1, N.Palmer 1, S.Shields 1
9/20		Seattle:	(5)	J.Elliott 1, M.Hyde 1, N.Palmer 1, D.Randall 1, S.Richardson 1
9/28		Kansas City:	(4)	C.Banjo 1, C.Hayward 1, D.Randall 1, S.Shields 1
10/4	at	San Francisco:		
10/11		St. Louis:		
10/18		San Diego:		
11/1	at	Denver:		
11/8	at	Carolina:		
11/15		Detroit:		
11/22	at	Minnesota:		
11/26		Chicago:		
12/3	at	Detroit:		
12/13		Dallas:		
12/20	at	Oakland:		
12/27	at	Arizona:		
1/3		Minnesota:		

SEASON TOTALS: (15) D.Randall 4, C.Hayward 2, N.Palmer 2, S.Shields 2, C.Banjo 1, J.Elliott 1, M.Hyde 1, C.Matthews 1, S.Richardson 1

INDIVIDUAL STATISTICS, SPECIAL TEAMS

PUNTING

		T.Masthay							
		No	Yds	Avg	TB	In20	Lg	Bk	Net
9/13	at Chi	2	97	48.5	1	0	54	0	33.0
9/20	Sea	3	139	46.3	0	0	49	0	39.0
9/28	KC	5	215	43.0	0	2	49	0	39.4
10/4	at SF								
10/11	StL								
10/18	SD								
11/1	at Den								
11/8	at Car								
11/15	Det								
11/22	at Min								
11/26	Chi								
12/3	at Det								
12/13	Dal								
12/20	at Oak								
12/27	at Ari								
1/3	Min								
SEASON		10	451	45.1	1	2	54	0	38.0
CAREER		319	14127	44.3	24	116	71	3	38.3

KICKING

		M.Crosby			Kickoffs			
		FG	PAT	Pts	No. Ret	TB	TB Pct	OB
9/13	at Chi	1/1	4/4	7	3	3	50.0	0
9/20	Sea	4/4	1/1	13	4	3	42.9	0
9/28	KC	1/1	5/5	8	4	3	42.9	0
10/4	at SF							
10/11	StL							
10/18	SD							
11/1	at Den							
11/8	at Car							
11/15	Det							
11/22	at Min							
11/26	Chi							
12/3	at Det							
12/13	Dal							
12/20	at Oak							
12/27	at Ari							
1/3	Min							
SEASON		6/6	10/10	28	11	9	45.0	0
CAREER		218/274	411/415	1065	516	193	27.2	14

ADDITIONAL KICKOFFS:

ONSIDE KICK RECOVERIES

OWN KICKS (0/0)

OPPONENT KICKS (0/2)

Failed - D.Adams at Chi (Sept. 13)

Failed - M.Hyde vs. KC (Sept. 28)

KICKOFF RETURNS

		T.Montgomery					M.Hyde				
		No	Yds	Avg	Lg	TD	No	Yds	Avg	Lg	TD
9/13	at Chi	3	106	35.3	46	0	0	0	--	--	0
9/20	Sea	1	19	19.0	19	0	0	0	--	--	0
9/28	KC	2	64	32.0	36	0	0	0	--	--	0
10/4	at SF										
10/11	StL										
10/18	SD										
11/1	at Den										
11/8	at Car										
11/15	Det										
11/22	at Min										
11/26	Chi										
12/3	at Det										
12/13	Dal										
12/20	at Oak										
12/27	at Ari										
1/3	Min										
SEASON		6	189	31.5	46	0	0	0	--	--	0
CAREER		6	189	31.5	46	0	26	627	24.1	70	0

ADDITIONAL KICKOFF RETURNS: A.Ripkowski 1-0 at Chi (Sept. 13)

PUNT RETURNS

		T.Montgomery						M.Hyde					
		No	Yds	Avg	FC	Lg	TD	No	Yds	Avg	FC	Lg	TD
9/13	at Chi	0	0	--	0	--	0	0	0	--	0	--	0
9/20	Sea	0	0	--	0	--	0	0	0	--	4	--	0
9/28	KC	0	0	--	0	--	0	4	30	7.5	1	13	0
10/4	at SF												
10/11	StL												
10/18	SD												
11/1	at Den												
11/8	at Car												
11/15	Det												
11/22	at Min												
11/26	Chi												
12/3	at Det												
12/13	Dal												
12/20	at Oak												
12/27	at Ari												
1/3	Min												
SEASON		0	0	--	0	--	0	4	30	7.5	5	13	0
CAREER		0	0	--	0	--	0	42	547	13.0	21	93t	3

ADDITIONAL PUNT RETURNS:

SPECIAL TEAMS FUMBLE STATISTICS

FORCED FUMBLES (0)

FUMBLE RECOVERIES (0)

BLOCKED KICKS

PACKERS (0)

BLOCKED PUNTS

BLOCKED FIELD GOALS

BLOCKED PATs

OPPONENTS (0)

DRIVE STATISTICS

PACKERS SCORING DRIVES (game-by-game)

Date	Opponent	Plays	Yards	Time	Result	Qtr	Scoring Play	Quarterback
9/13	at Chicago	10	77	4:42	TD	1	A.Rodgers 13 pass to J.Jones	A.Rodgers
9/13	at Chicago	10	61	5:17	FG	2	M.Crosby 37 field goal	A.Rodgers
9/13	at Chicago	6	59	3:04	TD	3	A.Rodgers 1 pass to J.Jones	A.Rodgers
9/13	at Chicago	16	78	9:31	TD	4	A.Rodgers 5 pass to R.Cobb	A.Rodgers
9/13	at Chicago	4	48	1:46	TD	4	E.Lacy 2 run	A.Rodgers
9/20	vs. Seattle	10	80	4:15	TD	1	A.Rodgers 29 pass to J.Jones	A.Rodgers
9/20	vs. Seattle	4	7	1:55	FG	1	M.Crosby 54 field goal	A.Rodgers
9/20	vs. Seattle	6	79	1:14	FG	2	M.Crosby 18 field goal	A.Rodgers
9/20	vs. Seattle	8	54	3:36	FG	3	M.Crosby 44 field goal	A.Rodgers
9/20	vs. Seattle	10	80	6:16	TD	4	A.Rodgers 5 pass to R.Rodgers	A.Rodgers
9/20	vs. Seattle	9	34	4:54	FG	4	M.Crosby 21 field goal	A.Rodgers
9/28	vs. Kansas City	6	69	2:36	TD	1	A.Rodgers 8 pass to T.Montgomery	A.Rodgers
9/28	vs. Kansas City	10	89	5:51	TD	1	A.Rodgers 3 pass to R.Cobb	A.Rodgers
9/28	vs. Kansas City	9	51	5:47	FG	2	M.Crosby 44 field goal	A.Rodgers
9/28	vs. Kansas City	9	68	3:02	TD	2	A.Rodgers 27 pass to J.Jones	A.Rodgers
9/28	vs. Kansas City	1	4	0:04	TD	3	A.Rodgers 4 pass to R.Cobb	A.Rodgers
9/28	vs. Kansas City	8	80	3:46	TD	4	A.Rodgers 4 pass to R.Cobb	A.Rodgers

Scoring-Drive Length

Length (minus)	Packers		Opponent	
	TD	FG	TD	FG
0—9	0	0	0	0
10—19	1	1	0	0
20—29	0	0	0	0
30—39	0	1	0	0
40—49	1	0	0	1
50—59	1	2	1	2
60—69	2	1	1	0
70—79	2	1	1	1
80—89	4	0	5	0
90—99	0	0	0	0
SEASON	11	6	8	4

Possessions at a glance

Reg. Season	No.	Avg. Snaps	*3-Plays & Out	Snaps/TD
Packers	32	5.8	6	16.8
Opponent	31	6.2	7	24.1

*—less if turnover, no first downs or score

Game-Opening Drives

Game		Packers			Opponent		
		Pts	FD	Yds	Pts	FD	Yds
9/13	at Chi	0	0	7	3	3	70
9/20	Sea	7	5	80	0	0	-5
9/28	KC	0	0	5	0	0	7
10/4	at SF						
10/11	StL						
10/18	SD						
11/1	at Den						
11/8	at Car						
11/15	Det						
11/22	at Min						
11/26	Chi						
12/3	at Det						
12/13	Dal						
12/20	at Oak						
12/27	at Ari						
1/3	Min						
SEASON		7	5	92	3	3	72

Second-Half Opening Drives

Game		Packers			Opponent		
		Pts	FD	Yds	Pts	FD	Yds
9/13	at Chi	7	4	59	3	4	56
9/20	Sea	0	0	-6	7	5	80
9/28	KC	0	0	0	0	0	2
10/4	at SF						
10/11	StL						
10/18	SD						
11/1	at Den						
11/8	at Car						
11/15	Det						
11/22	at Min						
11/26	Chi						
12/3	at Det						
12/13	Dal						
12/20	at Oak						
12/27	at Ari						
1/3	Min						
SEASON		7	4	53	10	9	138

DRIVE STATISTICS

YARDS-GAINED ANALYSIS

	1st Down			2nd Down			3rd Down			4th Down			Season			By Quarter				By Half		
	Att	Yds	Avg	Att	Yds	Avg	Att	Yds	Avg	Att	Yds	Avg	Att	Yds	Avg	1st	2nd	3rd	4th	1st	2nd	OT
Packers	88	483	5.5	63	455	7.2	32	190	5.9	2	3	1.5	185	1131	6.1	349	319	206	257	668	463	0
Opponents	88	428	4.9	64	335	5.2	36	244	6.8	5	45	9.0	193	1052	5.5	139	248	283	382	387	665	0

DRIVE ENGINEERING

QB	Drives Started		Drives ended by				BLK	DOWN	TO	SAF	CLK	Points Yielded
	Total	TD	FG	MFG	PUNT							
A.Rodgers	32	11	6	0	10	0	1	1	0	3	96	
Packers	32	11	6	0	10	0	1	1	0	3	96	
Opponents	31	8	4	0	12	0	1	4	0	2	68	

RED-ZONE EFFICIENCY

	Packers	Opponent
Times Penetrated Opponent 20	13	9
Total Scores	13	8
Touchdowns	9	7
Field Goals-Attempts	4-4	1-1
Touchdown Percentage	.692	.778
Scoring Percentage	1.000	.889
Turnovers	0	0
Downs	0	1
Missed Field Goals	0	0
Time Ran Out	0	0
Ended Not Trying To Score	0	0
Scores From Outside The 20	4	4
Touchdowns	2	1
Field Goals	2	3

AVERAGE FIELD POSITION

	Packers	Opponent
Drives Started	32	31
Average Field Position	GB30	OPP26
Drives Started in Plus Territory	6	3
Scores	4	0
Touchdowns	2	0
Field Goals	2	0
Missed Field Goals	0	0
Punts	1	2
Turnovers	0	1
Turnover on Downs	0	0
Ran Out Clock	0	0
Did Not Attempt to Score	1	0
Drives Started Inside Own 20	6	7

GOAL-TO-GO SITUATIONS

	Summary						GTG Plays				
	Total	TD	Pct	FG	MFG	TO	CLK	DOWN	Plays	TD	Pct
Packers	9	7	.778	2	0	0	0	0	20	7	.350
Opponents	7	6	.857	0	0	0	0	1	18	6	.333

2015 SUPERLATIVES

LONGEST RETURNS

Packers

Type	Yards	Opp. Date	Player
Kickoff	46	at Chi, Sept. 13	T.Montgomery
Interception	42	at Chi, Sept. 13	C.Matthews
Kickoff	41	at Chi, Sept. 13	T.Montgomery
Kickoff	36	vs. KC, Sept. 28	T.Montgomery
Kickoff	28	vs. KC, Sept. 28	T.Montgomery

No. of returns 20-plus yards in length: 5
 No. of returns 40-plus yards in length: 3

Opponent

Type	Yards	Opp. Date	Player
Kickoff	54	vs. KC, Sept. 28	K.Davis
Kickoff	26	vs. Sea, Sept. 20	T.Lockett
Kickoff	25	vs. KC, Sept. 28	K.Davis
Kickoff	25	at Chi, Sept. 13	M.Mariani
Punt	22	vs. Sea, Sept. 20	T.Lockett
Kickoff	19	vs. KC, Sept. 28	D.Thomas

No. of returns 20-plus yards in length: 5
 No. of returns 40-plus yards in length: 1

LONGEST PLAYS FROM SCRIMMAGE

Packers

Yards	Opp.	Play
52	vs. KC	A.Rodgers to J.Jones
34	at Chi	A.Rodgers to J.Jones
29	vs. KC	A.Rodgers to R.Cobb
29	vs. Sea	A.Rodgers to J.Jones
27	vs. KC	A.Rodgers to R.Cobb
27	vs. KC	A.Rodgers to J.Jones
26	vs. KC	A.Rodgers to E.Lacy

Long run:

Yards	Opp.	Player
35	vs. Sea	J.Starks
16	vs. KC	A.Harris
16	at Chi	E.Lacy
15	at Chi	E.Lacy
15	at Chi	A.Rodgers
13	vs. KC	E.Lacy
12	vs. KC	R.Cobb

No. plays 20-plus yards: 14
 No. plays 40-plus yards: 1

Opponent

Yards	Opp.	Play
61	vs. KC	A.Smith to J.Maclin
50	at Chi	J.Cutler to M.Wilson
47	vs. KC	A.Smith to T.Kelce
32	vs. Sea	R.Wilson to D.Baldwin
31	vs. KC	A.Smith to J.Maclin

Long run:

Yards	Opp.	Player
23	at Chi	M.Forte
22	at Chi	M.Forte
20	at Chi	M.Forte
19	vs. KC	A.Smith
17	vs. Sea	R.Wilson

No. plays 20-plus yards: 13
 No. plays 40-plus yards: 3

MISCELLANEOUS

WEEKLY INACTIVES

9/13	at Chicago:	K.Backman, M.Burnett, L.Gunter, A.Harris, B.Hundley, A.Mulumba, L.Taylor
9/20	Seattle:	K.Backman, B.Bulaga, B.Gaston, L.Gunter, A.Harris, B.Hundley, Q.Rollins
9/28	Kansas City:	K.Backman, B.Bulaga, M.Burnett, D.Goodson, B.Hundley, S.Richardson, L.Taylor
10/4	at San Francisco:	
10/11	St. Louis:	
10/18	San Diego:	
11/1	at Denver:	
11/8	at Carolina:	
11/15	Detroit:	
11/22	at Minnesota:	
11/26	Chicago:	
12/3	at Detroit:	
12/13	Dallas:	
12/20	at Oakland:	
12/27	at Arizona:	
1/3	Minnesota:	

SEASON TOTALS: K.Backman (3), B.Hundley (3), B.Bulaga (2), M.Burnett (2), L.Gunter (2), A.Harris (2), L.Taylor (2), B.Gaston (1), D.Goodson (1), A.Mulumba (1), S.Richardson (1), Q.Rollins (1)

TIME SPENT IN THE LEAD

Opponent	In Lead	Packers Trailing
9/13 at Chi	34:50	16:44
9/20 Sea	40:16	12:20
9/28 KC	54:44	0:00
10/4 at SF		
10/11 StL		
10/18 SD		
11/1 at Den		
11/8 at Car		
11/15 Det		
11/22 at Min		
11/26 Chi		
12/3 at Det		
12/13 Dal		
12/20 at Oak		
12/27 at Ari		
1/3 Min		
SEASON	2:09:50	29:04
SEASON AVG	.43:16	14:32

TWO-POINT CONVERSIONS

Packers (1-1): A.Rodgers-R.Rodgers pass vs. Sea (Sept. 20)

Opponent (1-2): A.Smith-T.Kelce pass vs. KC (Sept. 28)

NON-OFFENSIVE SCORES

REGULAR SEASON

Packers (0):

Opponent (0):

PENALTIES AND REPLAY CHALLENGES

PENALTY STATISTICS

	Packers	Opponent
Times Penalized after Offensive Gain	8	2
Gains Wiped Out, Offensive Penalties	73	5
Touchdowns Cost	2	1
Field Goals Cost	0	0
First Downs Lost	2	0
Intentional-Grounding Penalties	0	0
Defensive Pass Interference, Times Flagged	0	2
Yards Given Up	0	86
Defensive 3rd/4th Down Flags (kept drive alive)	3	4
Kick/Punt Return Penalties	1	2
Return Yards Wiped Out	5	12

Regular-season touchdowns nullified — GREEN BAY (2): A.Rodgers 8-yard pass to J.Jones at Chi (Sept. 13); A.Rodgers 17-yard pass to R.Cobb vs. KC (Sept. 28)

OPPONENTS (1): J.Cutler 4-yard pass to A.Jeffery at Chi (Sept. 13)

2015 REPLAY CHALLENGES

PACKERS (1/1)

Date, Opp.	Initial Ruling	Ruling
9/20 vs. Sea	Seattle 11 men on field	Penalty on Sea, Defensive 12 On Field, Reversed

OPPONENTS (0/1)

Date, Opp.	Initial Ruling	Ruling
9/13 at Chi	A.Rodgers 25 pass to D.Adams, first down	Upheld

REPLAY ASSISTANT (0/3)

Last two minutes of the half, overtime, turnovers and scoring plays

Date, Opp.	Initial Ruling	Ruling
9/13 at Chi	J.Cutler fumble recovered by J.Peppers	Reversed, knee was down
9/20 vs. Sea	A.Rodgers 9 pass to R.Cobb, to goal line	Upheld
9/20 vs. Sea	A.Rodgers 1 pass to J.Jones, touchdown	Reversed, incomplete pass

2015 PENALTIES ACCEPTED (28)

OFFENSE (12)

Delay of Game (2) — A.Rodgers vs. Sea (Sept. 20), A.Rodgers vs. KC (Sept. 28)

False Start (2) — D.Bakhtiari at Chi (Sept. 13), D.Bakhtiari vs. Sea (Sept. 20)

Holding (3) — D.Bakhtiari at Chi (Sept.13), B.Bulaga at Chi (Sept. 13), D.Bakhtiari vs. KC (Sept. 28)

Illegal Formation (1) — R.Cobb at Chi (Sept. 13)

Illegal Shift (1) — J.Janis vs. KC (Sept. 28)

Illegal Use of Hands (2) — J.Sitton vs. Sea (Sept. 20), T.Montgomery vs. KC (Sept. 28)

Offensive Pass Interference (1) — T.Montgomery vs. KC (Sept. 28)

DEFENSE (14)

Encroachment (1) — B.Raji vs. KC (Sept. 28)

Holding (2) — B.Raji at Chi (Sept. 13), D.Randall vs. KC (Sept. 28)

Illegal Block Above The Waist (1) — N.Perry at Chi (Sept. 13)

Illegal Contact (1) — J.Elliott vs. KC (Sept. 28)

Neutral-Zone Infraction (2) — N.Perry at Chi (Sept. 13), M.Daniels at Chi (Sept. 13)

Offside (4) — S.Shields at Chi (Sept. 13), M.Neal vs. Sea (Sept. 20), M.Pennel vs. Sea (Sept. 20), J.Peppers vs. KC (Sept. 28)

Unnecessary Roughness (2) — S.Richardson at Chi (Sept. 13), H.Clinton-Dix vs. KC (Sept. 28)

Unsportsmanlike Conduct (1) — C.Hayward vs. KC (Sept. 28)

SPECIAL TEAMS (2)

Face Mask (1) — Q.Rollins vs. KC (Sept. 28)

Illegal Use of Hands (1) — J.Janis vs. Sea (Sept. 20)

TURNOVER STATISTICS AND NOTES

TAKEAWAY ANALYSIS

	Packers Take			Packers Give			Diff	Cum	NFC Rank	NFL Rank
	Aways			Aways						
	Int	Fum	Tot	Int	Fum	Tot				
Chi	1	0	1	0	0	0	1	1	4t	8t
SEA	1	1	2	0	1	1	1	2	1t	4t
KC	1	0	1	0	0	0	1	3	3t	6t
Sf										
STL										
SD										
BYE										
Den										
Car										
DET										
Min										
CHI										
Det										
DAL										
Oak										
Ari										
MIN										
Total	3	1	4	0	1	1	3	3		

HOME GAMES UPPERCASED IN BOLD

Takeaway Breakdown

	Packers	Opponent
Total	4	1
Interceptions	3	0
Fumble Rec.	1	1
Muffed Punt Rec.	0	0
Points off Turnovers	17	0
Touchdowns	2	0
Field Goals	1	0
Didn't attempt score	1	0

TOUCHDOWN RETURNS

Packers (0):

Opponent (0):

2015 RECORD WHEN...

When...	Record
+4 turnover margin	0-0
+3 turnover margin	0-0
+2 turnover margin	0-0
+1 turnover margin	3-0
even turnover margin	0-0
-1 turnover margin	0-0
-2 turnover margin	0-0
-3 turnover margin	0-0
-4 turnover margin	0-0
recording 0 takeaways	0-0
recording 1 takeaway	2-0
recording 2 takeaways	1-0
recording 3 takeaways	0-0
recording 4 takeaways	0-0
recording 5 takeaways	0-0
recording 0 giveaways	2-0
recording 1 giveaway	1-0
recording 2 giveaways	0-0
recording 3 giveaways	0-0
recording 4 giveaways	0-0
recording 5 giveaways	0-0
recording 0 interceptions	0-0
recording 1 interception	3-0
recording 2 interceptions	0-0
recording 3 interceptions	0-0
recording 4 interceptions	0-0
surrendering 0 interceptions	3-0
surrendering 1 interception	0-0
surrendering 2 interceptions	0-0
surrendering 3 interceptions	0-0
recovering 0 fumbles	2-0
recovering 1 fumble	1-0
recovering 2 fumbles	0-0
recovering 3 fumbles	0-0
losing 0 fumbles	2-0
losing 1 fumble	1-0
losing 2 fumbles	0-0
losing 3 fumbles	0-0

TAKEAWAY SUMMARY (4)

9/13	at	Chicago:	C.Matthews (interception)
9/20		Seattle:	J.Elliott (interception), M.Hyde (fumble)
9/28		Kansas City:	S.Shields (interception)
10/4	at	San Francisco:	
10/11		St. Louis:	
10/18		San Diego:	
11/1	at	Denver:	
11/8	at	Carolina:	
11/15		Detroit:	
11/22	at	Minnesota:	
11/26		Chicago:	
12/3	at	Detroit:	
12/13		Dallas:	
12/20	at	Oakland:	
12/27	at	Arizona:	
1/3		Minnesota:	

SEASON TOTALS: J.Elliott 1 (interception), M.Hyde 1 (fumble), C.Matthews 1 (interception), S.Shields (interception)

Note: Only fumbles lost are credited. Fumbles in which the team maintained possession are not included.

GIVEAWAY SUMMARY (1)

9/13	at	Chicago:	None
9/20		Seattle:	J.Starks (fumble)
9/28		Kansas City:	None
10/4	at	San Francisco:	
10/11		St. Louis:	
10/18		San Diego:	
11/1	at	Denver:	
11/8	at	Carolina:	
11/15		Detroit:	
11/22	at	Minnesota:	
11/26		Chicago:	
12/3	at	Detroit:	
12/13		Dallas:	
12/20	at	Oakland:	
12/27	at	Arizona:	
1/3		Minnesota:	

SEASON TOTALS: J.Starks (fumble)

Note: Only fumbles lost are credited. Fumbles in which the team maintained possession are not included.

TAKEAWAY POINTS

Packers (17)

Date	Opp.	Turnover	Result	Points
9/13	at Chi	Interception	TD	7
9/20	vs. Sea	Interception	FG	3
9/28	vs. KC	Interception	TD	7

Opponent (0)

Date	Opp.	Turnover	Result	Points
------	------	----------	--------	--------

REGULAR-SEASON PLAYER PARTICIPATION

NFL WEEK Player	1	2	3	4	5	6	8	9	10	11	12	13	14	15	16	17	— Season Totals —			
	at CHI	SEA	KC	at SF	STL	SD	at DEN	at CAR	DET	at MIN	CHI	at DET	DAL	at OAK	at ARI	MIN	GP	GS	DNP	INA
Abbrederis, Jared	PS	PS	PS														0	0	0	0
Adams, Davante	WR	WR	WR														3	3	0	0
Backman, Kennard	INA	INA	INA														0	0	0	3
Bakhtiari, David	LT	LT	LT														3	3	0	0
Banjo, Chris	SUB	SUB	3S														3	1	0	0
Barclay, Don	SUB	RT	RT														3	2	0	0
Barrington, Sam	BLB	IR	IR														1	1	0	0
Boyd, Josh	SUB	SUB	IR														2	0	0	0
Bradford, Carl	PS	PS	PS														0	0	0	0
Bulaga, Bryan	RT	INA	INA														1	1	0	2
Burnett, Morgan	INA	SS	INA														1	1	0	2
Clinton-Dix, Ha Ha	FS	FS	FS														3	3	0	0
Cobb, Randall	WR	WR	WR														3	3	0	0
Crockett, John	PS	PS	PS														0	0	0	0
Crosby, Mason	SUB	SUB	SUB														3	0	0	0
Daniel, Robertson	PS	PS	PS														0	0	0	0
Daniels, Mike	DT	DT	DT														3	3	0	0
Elliott, Jayrone	SUB	SUB	SUB														3	0	0	0
Gaston, Bruce	SUB	INA	SUB														2	0	0	1
Goode, Brett	SUB	SUB	SUB														3	0	0	0
Goodson, Demetri	SUB	SUB	INA														2	0	0	1
Gunter, LaDarius	INA	INA	SUB														1	0	0	2
Guion, Letroy	SUS	SUS	SUS														0	0	0	0
Harris, Alonzo	INA	INA	SUB														1	0	0	2
Hayward, Casey	SUB	LCB	SUB														3	1	0	0
Hundley, Brett	INA	INA	INA														0	0	0	3
Hyde, Micah	SS	3CB	SS														3	3	0	0
Janis, Jeff	SUB	SUB	SUB														3	0	0	0
Jones, Datone	SUS	SUB	SUB														2	0	0	0
Jones, James	3WR	3WR	3WR														3	3	0	0
Kuhn, John	SUB	SUB	SUB														3	0	0	0
Lacy, Eddie	RB	RB	RB														3	3	0	0
Lang, T.J.	RG	RG	RG														3	3	0	0
Linsley, Corey	C	C	C														3	3	0	0
Masthay, Tim	SUB	SUB	SUB														3	0	0	0
Matthews, Clay	MLB	MLB	MLB														3	3	0	0
Montgomery, Ty	SUB	SUB	SUB														3	0	0	0
Mulumba, Andy	INA	SUB	SUB														2	0	0	1
Neal, Mike	LOLB	ROLB	SUB														3	2	0	0
Nelson, Jordy	IR	IR	IR														0	0	0	0
Palmer, Nate	SUB	BLB	BLB														3	2	0	0
Pennel, Mike	DE	SUB	DE														3	2	0	0
Peppers, Julius	ROLB	LOLB	ROLB														3	3	0	0
Perillo, Justin	PS	PS	PS														0	0	0	0
Perry, Nick	SUB	SUB	LOLB														3	1	0	0
Quarless, Andrew	SUB	SUB	SUB														3	0	0	0
Raji, B.J.	NOSE	NOSE	NOSE														3	3	0	0
Randall, Damarious	SUB	SUB	SUB														3	0	0	0
Richardson, Sean	3S	SUB	INA														2	1	0	1
Ringo, Christian	PS	PS	PS														0	0	0	0
Ripkowski, Aaron	SUB	SUB	SUB														3	0	0	0
Rodgers, Aaron	QB	QB	QB														3	3	0	0
Rodgers, Richard	TE	TE	TE														3	3	0	0
Rollins, Quinten	SUB	INA	SUB														2	0	0	1
Rotheram, Matt	PS	PS	PS														0	0	0	0
Ryan, Jake	SUB	SUB	SUB														3	0	0	0
Shields, Sam	LCB	RCB	LCB														3	3	0	0
Sitton, Josh	LG	LG	LG														3	3	0	0
Starks, James	SUB	SUB	SUB														3	0	0	0
Taylor, Lane	INA	DNP	INA														0	0	1	2
Tolzien, Scott	DNP	DNP	DNP														0	0	3	0
Tretter, JC	SUB	SUB	SUB														3	0	0	0
Vaughters, James	PS	PS	PS														0	0	0	0
Vujnovich, Jeremy	PS	PS	PS														0	0	0	0
Walker, Josh	SUB	SUB	SUB														3	0	0	0
Williams, Ed	PS	PS	PS														0	0	0	0

STARTERS IN BOLD AT POSITION; DNP — Did not play; INA — Inactive; IR — Injured reserve; PS — Practice squad; SUB — Substitute; 3WR — Started as third wide receiver; 3S — Started as third safety; 3CB — Started as third cornerback; SUS — Reserve/Suspended.

SEASON-HIGHS/W-L BREAKDOWN

INDIVIDUAL

Longest Scoring Run — 2, E.Lacy, Sept. 13 at Chicago
 Longest Non-Scoring Run — 35, J.Starks, Sept. 20 vs. Seattle

 Longest Scoring Pass — 29, A.Rodgers to J.Jones, Sept. 20 vs. Seattle
 Longest Non-Scoring Pass — 52, A.Rodgers to J.Jones, Sept. 28 vs. Kansas City

 Longest Kickoff Return — 46, T.Montgomery, Sept. 13 at Chicago
 Longest Punt Return — 13, M.Hyde, Sept. 28 vs. Kansas City
 Longest Interception Return — 42, C.Matthews, Sept. 13 at Chicago
 Longest Fumble Return — 0, M.Hyde, Sept. 20 vs. Seattle

 Longest Punt — 54, T.Masthay, Sept. 13 at Chicago

 Longest Field Goal — 54, M.Crosby, Sept. 20 vs. Seattle
 Most Field Goals Attempted — 4, M.Crosby, Sept. 20 vs. Seattle
 Most Field Goals Made — 4, M.Crosby, Sept. 20 vs. Seattle

 Most Touchdowns — 3, R.Cobb, Sept. 28 vs. Kansas City
 Most Rushing Attempts — 20, J.Starks, Sept. 20 vs. Seattle
 Most Rushing Yards — 95, J.Starks, Sept. 20 vs. Seattle

 Most Passing Attempts — 35, A.Rodgers, Sept. 28 vs. Kansas City
 Most Completions — 25, A.Rodgers, Sept. 20 vs. Seattle
 Most Passing Yards — 333, A.Rodgers, Sept. 28 vs. Kansas City
 Most Touchdown Passes — 5, A.Rodgers, Sept. 28 vs. Kansas City

 Most Receptions — 8, R.Cobb, Sept. 20 vs. Seattle
 Most Receiving Yards — 139, J.Jones, Sept. 28 vs. Kansas City

 Most Total Yards from Scrimmage — 139, J.Jones, Sept. 28 vs. Kansas City

 Most Defensive Interceptions — 1, twice, most recently J.Elliott, Sept. 20 vs. Seattle
 Most Tackles — 10, C.Matthews, Sept. 13 at Chicago
 Most Solo Tackles — 8, C.Matthews, Sept. 13 at Chicago
 Most Sacks — 2, C.Matthews, Sept. 28 vs. Kansas City
 Most Passes Defensed — 2, D.Randall, Sept. 13 at Chicago

TEAM

Offensive Most...
 First Downs — 26, Sept. 28 vs. Kansas City
 Rushing Attempts — 32, Sept. 28 vs. Kansas City
 Rushing Yards — 133, Sept. 13 at Chicago
 Pass Attempts — 35, Sept. 28 vs. Kansas City
 Completions — 25, Sept. 20 vs. Seattle
 TDs Thrown — 5, Sept. 28 vs. Kansas City
 Ints. Thrown —
 Net Passing Yards — 325, Sept. 28 vs. Kansas City
 Offensive Plays — 68, Sept. 28 vs. Kansas City
 Total Offense — 448, Sept. 28 vs. Kansas City
 Time of Possession — 33:30, Sept. 28 vs. Kansas City
 Turnovers — 1, Sept. 20 vs. Seattle
 Fumbles — 1, Sept. 20 vs. Seattle
 Fumbles Lost — 1, Sept. 20 vs. Seattle

Longest Scoring Drives
 Plays — 16, Sept. 13 at Chicago
 Yards — 80, three times, most recently Sept. 28 vs. Kansas City
 Time — 9:31, Sept. 13 at Chicago
Shortest Scoring Drives
 Plays — 1, Sept. 28 vs. Kansas City
 Yards — 4, Sept. 28 vs. Kansas City
 Time — 0:04, Sept. 28 vs. Kansas City

Defensive Fewest...
 First Downs Allowed — 21, Sept. 20 vs. Seattle
 Rushing Att. Allowed — 18, Sept. 28 vs. Kansas City
 Rushing Yards Allowed — 75, Sept. 28 vs. Kansas City
 Pass Att. Allowed — 30, Sept. 20 vs. Seattle
 Pass Comp. Allowed — 18, Sept. 13 at Chicago
 Net Passing Yards Allowed — 205, Sept. 20 vs. Seattle
 Total Plays Allowed — 57, Sept. 20 vs. Seattle
 Total Yards Allowed — 324, Sept. 20 vs. Seattle

Defensive Most...
 Takeaways — 2, Sept. 20 vs. Seattle
 Interceptions — 1, three times, most recently Sept. 28 vs. Kansas City
 Fumbles Forced — 2, Sept. 28 vs. Kansas City
 Fumbles Recovered — 2, Sept. 20 vs. Seattle
 Passes Defensed — 6, Sept. 13 at Chicago
 Sacks — 7, Sept. 28 vs. Kansas City

	2015 regular season...			2014 regular season...			2013 regular season...			1992-present...		
	Home	Road	Overall	Home	Road	Overall	Home	Road	Overall	Home	Road	Overall
Overall	2-0	1-0	2-0	8-0	4-4	12-4	4-3-1	4-4	8-7-1	143-42-1	94-91	237-133-1
On Grass	2-0	1-0	2-0	8-0	3-0	11-0	4-3-1	1-1	5-4-1	143-42-1	53-34	196-76-1
On Artificial Surfaces	0-0	0-0	0-0	0-0	1-4	1-4	0-0	3-3	3-3	0-0	41-59	41-59
In Open-Air Stadiums	2-0	1-0	2-0	8-0	4-2	12-2	4-3-1	2-3	6-6-1	143-42-1	60-57	203-99-1
In Indoor Stadiums	0-0	0-0	0-0	0-0	0-2	0-2	0-0	2-1	2-1	0-0	34-34	34-34
vs. Division Opponents	0-0	1-0	1-0	3-0	2-1	5-1	1-1-1	2-1	3-2-1	66-14-1	45-36	111-50-1
vs. NFC	1-0	1-0	2-0	6-0	3-3	9-3	3-2-1	3-3	6-5-1	110-28-1	72-67	182-95-1
vs. AFC	1-0	0-0	0-0	2-0	1-1	3-1	1-1	1-1	2-2	33-14	22-24	55-38
When scoring first	2-0	0-0	1-0	7-0	3-2	10-2	4-2-1	1-0	5-2-1	101-17-1	56-35	157-52-1
When Opponent scored first	0-0	1-0	1-0	1-0	1-2	2-2	0-1	3-4	3-5	41-25	38-56	79-81
In overtime	0-0	0-0	0-0	0-0	0-0	0-0	0-0-1	0-0	0-0-1	5-3-1	1-5	6-8-1
When leading after first quarter	2-0	1-0	2-0	6-0	3-1	9-1	4-1-1	1-0	5-1-1	86-12-1	51-22	137-34-1
When leading at halftime	2-0	0-0	1-0	7-0	4-0	11-0	3-1	3-1	6-2	112-9	74-26	186-35
When leading after third quarter	1-0	1-0	1-0	8-0	4-0	12-0	3-0	2-1	5-1	118-5	85-22	203-27
When trailing after first quarter	0-0	0-0	0-0	1-0	0-1	1-1	0-1	2-2	2-3	26-22	17-42	43-64
When trailing at halftime	0-0	1-0	1-0	1-0	0-1	1-1	1-2-1	1-2	2-4-1	22-28-1	17-55	39-83-1
When trailing after third quarter	1-0	0-0	1-0	0-0	0-4	0-4	1-3-1	2-2	3-5-1	16-34-1	6-68	22-102-1
When tied at halftime	0-0	0-0	0-0	0-0	0-2	0-2	0-0	0-1	0-1	9-5	3-9	12-14
On Thursday	0-0	0-0	0-0	1-0	0-1	1-1	0-0	0-1	0-1	4-0	4-7	8-7
On Friday	0-0	0-0	0-0	0-0	0-0	0-0	0-0	0-0	0-0	0-0	1-0	1-0
On Saturday	0-0	0-0	0-0	0-0	0-0	0-0	0-0	0-0	0-0	1-0	2-0	3-0
On Sunday/Early Games	0-0	1-0	1-0	1-0	4-2	5-2	3-1-1	1-1	4-2-1	89-24-1	45-45	134-69-1
On Sunday/Late Afternoon Games	0-0	0-0	0-0	4-0	0-0	4-0	1-1	2-2	3-3	25-11	20-20	45-30
On Sunday/Night Games	1-0	0-0	1-0	1-0	0-1	1-1	0-0	1-0	1-0	13-2	10-4	23-6
On Monday	1-0	0-0	0-0	1-0	0-0	1-0	0-1	0-0	0-1	12-6	11-15	23-21
When Packers had 100-yard rusher	0-0	0-0	0-0	2-0	1-0	3-0	1-1-1	2-1	3-2-1	36-9-1	28-9	64-18-1
When Packers had 100-yard receiver	2-0	0-0	1-0	6-0	3-1	9-1	3-1	3-2	6-3	69-15	41-32	110-47
When Packers had 300-yard passer	1-0	0-0	0-0	5-0	2-1	7-1	1-0	2-2	3-2	36-12	31-19	67-31
When Opponent had 100-yard rusher	0-0	1-0	1-0	0-0	1-2	1-2	1-3-1	2-1	3-3-1	123-20-1	20-27	43-47-1
When Opponent had 100-yard receiver	1-0	0-0	0-0	4-0	1-0	5-0	1-3	1-3	2-6	45-16	26-32	71-48
When Opponent had 300-yard passer	0-0	0-0	0-0	2-0	0-1	2-1	1-0	2-2	3-2	22-7	15-18	37-25

TRANSACTIONS BY DATE

1/20	Signed S Jean Fanor, CB Tay Glover-Wright, LB Adrian Hubbard, C Joe Madsen, RB Rajion Neal, LB Joe Thomas, T Jeremy Vujnovich, G Josh Walker and WR Myles White	5/21	Signed CB Travis Manning and WR Ty Montgomery	9/7	Signed WR James Jones; Released WR Myles White; Signed WR Jared Abbrederis, LB Carl Bradford, RB John Crockett, CB Robertson Daniel, TE Justin Perillo, DT Christian Ringo, G Matt Rotheram, LB James Vaughters and T Jeremy Vujnovich to the practice squad
1/26	Signed P Cody Mandell	6/9	Signed T Vince Kowalski		
2/17	Released TE Brandon Bostick and WR Kevin Dorsey	6/15	Released G Marcus Reed	9/8	Signed WR Ed Williams to the practice squad
2/20	Released LB Brad Jones	6/16	Signed CB Damarious Randall	9/15	Placed LB Sam Barrington on injured reserve; Activated DE Datone Jones from exempt status
2/25	Released LB A.J. Hawk	6/18	Signed TE Harold Spears; Released CB Travis Manning	9/21	Signed LB Joe Thomas from Dallas' practice squad; Placed DT Josh Boyd on injured reserve
3/5	Signed LB Josh Francis	7/24	Released CB Bernard Blake		
3/9	Re-signed WR Randall Cobb and QB Scott Tolzien	8/3	Signed WR Ed Williams		
3/11	Re-signed T Bryan Bulaga	8/10	Released P Cody Mandell		
3/25	Signed DB Kyle Sebetic	8/11	Released WR Ricky Collins		
3/31	Re-signed DT Letroy Guion and DT B.J. Raji	8/13	Signed CB Ryan White		
4/8	Released T Aaron Adams	8/17	Released WR Adrian Coxson		
4/13	Re-signed FB John Kuhn and signed restricted free agent S Sean Richardson	8/27	Signed WR James Butler		
4/15	Signed QB Matt Blanchard	8/31	Released LB Tavarus Dantzler, T Fabbians Ebbele, LB Josh Francis, DT Lavon Hooks and T Vince Kowalski		
5/4	Released C Joe Madsen	9/1	Placed WR Jordy Nelson on injured reserve, released/injured WR Javess Blue and WR Jimmie Hunt, released QB Matt Blanchard, WR James Butler, LB Adrian Hubbard, DB Kyle Sebetic and TE Harold Spears		
5/8	Signed TE Kennard Backman, CB Bernard Blake, WR Javess Blue, WR Ricky Collins, WR Adrian Coxson, RB John Crockett, LB Tavarus Dantzler, T Fabbians Ebbele, CB LaDarius Gunter, RB Alonzo Harris, TE Mitchell Henry, DT Lavon Hooks, QB Brett Hundley, WR Jimmie Hunt, WR Larry Pinkard, LB Jermauria Rasco, G Marcus Reed, DT Christian Ringo, FB Aaron Ripkowski, G Matt Rotheram, LB Jake Ryan and LB James Vaughters	9/5	Released WR Jared Abbrederis, LB Carl Bradford, RB John Crockett, S Jean Fanor, C Garth Gerhart, CB Tay Glover-Wright, TE Mitchell Henry, RB Rajion Neal, TE Justin Perillo, C/G Andy Phillips, DT Christian Ringo, G Matt Rotheram, LB Joe Thomas, DT Khyri Thornton, LB James Vaughters, T Jeremy Vujnovich, CB Ryan White and WR Ed Williams; Waived/Injured WR Larry Pinkard and LB Jermauria Rasco; Placed DE Letroy Guion and DE Datone Jones on reserve/suspended List		
5/11	Signed C/G Andy Phillips and CB Quinten Rollins; Released DT Luther Robinson				

TRANSACTIONS BY PLAYER

Abbrederis, Jared - WR 9/5/15 Waived 9/7/15 Signed to practice squad	Gerhart, Garth - C 9/5/15 Waived	Perillo, Justin - TE 9/5/15 Waived 9/7/15 Signed to practice squad	Vujnovich, Jeremy - T 1/20/15 Signed 9/5/15 Waived 9/7/15 Signed to practice squad
Adams, Aaron - T 4/8/15 Waived	Glover-Wright, Tay - CB 1/20/15 Signed 9/5/15 Waived	Phillips, Andy - C/G 5/11/15 Signed 9/5/15 Waived	Walker, Josh - G 1/20/15 Signed
Backman, Kennard - TE 5/8/15 Signed	Guion, Letroy - DT 3/31/15 Re-signed 9/5/15 Placed on reserve/suspended list	Pinkard, Larry - WR 5/8/15 Signed 9/5/15 Waived/Injured	White, Myles - WR 1/20/15 Signed 9/7/15 Waived
Barrington, Sam - LB 9/15/15 Placed on injured reserve (foot)	Gunter, LaDarius - CB 5/8/15 Signed	Raji, B.J. - DT 3/31/15 Re-signed	White, Ryan - CB 8/13/15 Signed 9/5/15 Waived
Blake, Bernard - CB 5/8/15 Signed 7/24/15 Waived	Harris, Alonzo - RB 5/8/15 Signed	Randall, Damarious - CB 6/16/15 Signed	Williams, Ed - WR 8/3/15 Signed 9/5/15 Waived 9/8/15 Signed to practice squad
Blanchard, Matt - QB 4/15/15 Signed 9/1/15 Waived	Hawk, A.J. - LB 2/25/15 Waived	Rasco, Jermauria - LB 5/8/15 Signed 9/5/15 Waived/Injured	
Blue, Javess - WR 5/8/15 Signed 9/1/15 Waived	Henry, Mitchell - TE 5/8/15 Signed 9/5/15 Waived	Reed, Marcus - G 5/8/15 Signed 6/15/15 Waived	
Bostick, Brandon - TE 2/17/15 Waived	Hooks, Lavon - DT 5/8/15 Signed 8/31/15 Waived	Richardson, Sean - S 4/13/15 Signed	
Boyd, Josh - DT 9/21/15 Placed on injured reserve (ankle)	Hubbard, Adrian - LB 1/20/15 Signed 9/1/15 Waived	Ringo, Christian - DT 5/8/15 Signed 9/5/15 Waived 9/7/15 Signed to practice squad	
Bradford, Carl - LB 9/5/15 Waived 9/7/15 Signed to practice squad	Hundley, Brett - QB 5/8/15 Signed	Ripkowski, Aaron - FB 5/8/15 Signed	
Bulaga, Bryan - T 3/11/15 Re-signed	Hunt, Jimmie - WR 5/8/15 Signed 9/1/15 Waived	Robinson, Luther - DT 5/11/15 Waived	
Butler, James - WR 8/27/15 Signed 9/1/15 Waived	Jones, Brad - LB 2/20/15 Waived	Rollins, Quinten - CB 5/11/15 Signed	
Cobb, Randall - WR 3/9/15 Re-signed	Jones, Datone - DE 9/5/15 Placed on reserve/suspended list 9/15/15 Activated from exempt status	Rotheram, Matt - G 5/8/15 Signed 9/5/15 Waived 9/7/15 Signed to practice squad	
Collins, Ricky - WR 5/8/15 Signed 8/11/15 Waived	Jones, James - WR 9/7/15 Signed	Ryan, Jake - LB 5/8/15 Signed	
Coxson, Adrian - WR 5/8/15 Signed 8/17/15 Waived	Kowalski, Vince - T 6/9/15 Signed 8/31/15 Waived	Sebetic, Kyle - DB 3/25/15 Signed 9/1/15 Waived	
Crockett, John - RB 5/8/15 Signed 9/5/15 Waived 9/7/15 Signed to practice squad	Kuhn, John - FB 4/13/15 Re-signed	Spears, Harold - TE 6/18/15 Signed 9/1/15 Waived	
Daniel, Robertson - CB 9/7/15 Signed to practice squad	Madsen, Joe - C 1/20/15 Signed 5/4/15 Waived	Thomas, Joe - LB 1/20/15 Signed 9/5/15 Waived 9/21/15 Signed from Dallas' practice squad	
Dantzler, Tavarus - LB 5/8/15 Signed 8/31/15 Waived	Mandell, Cody - P 1/26/15 Signed 8/10/15 Waived	Thornton, Khyri - DT 9/5/15 Waived	
Dorsey, Kevin - WR 2/17/15 Waived	Manning, Travis - CB 5/21/15 Signed 6/18/15 Waived	Tolzien, Scott - QB 3/9/15 Re-signed	
Ebbele, Fabbians - T 5/8/15 Signed 8/31/15 Waived	Montgomery, Ty - WR 5/21/15 Signed	Vaughters, James - LB 5/8/15 Signed 9/5/15 Waived 9/7/15 Signed to practice squad	
Fanor, Jean - S 1/20/15 Signed 9/5/15 Waived	Neal, Rajion - RB 1/20/15 Signed 9/5/15 Waived		
Francis, Josh - LB 3/5/15 Signed 8/31/15 Waived	Nelson, Jordy - WR 9/1/15 Placed on injured reserve (knee)		

THE LAST TIME

Regular-Season Games Only

RUSHING

200 Yards Rushing, Individual

BY PACKERS — Ahman Green, Dec. 28, 2003, vs. Denver (218 yards)
BY OPPONENT — Adrian Peterson, Dec. 2, 2012, vs. Minnesota (210 yards)

100 Yards Rushing, Individual

BY PACKERS — Eddie Lacy, Dec. 28, 2014, vs. Detroit (100 yards)
BY OPPONENT — Matt Forte, Sept. 13, 2015, at Chicago (141 yards)

100 Yards Rushing, Individual, One Half

BY PACKERS — Eddie Lacy, Dec. 15, 2013, at Dallas (110 yards in second half)
BY OPPONENT — Matt Forte, Sept. 13, 2015, at Chicago (105 yards in first half)

100 Yards Rushing and Receiving, Individual

BY PACKERS — Never
BY OPPONENT — Darrin Nelson, Nov. 13, 1983, at Minnesota (119 yards rushing, 137 receiving)

Two 100-Yard Rushers

BY PACKERS — Ryan Grant (106 yards) and DeShawn Wynn (106 yards), Dec. 28, 2008, vs. Detroit
BY OPPONENT — Tony Dorsett (149 yards) and Robert Newhouse (101 yards), Nov. 12, 1978, vs. Dallas at Milw.

Two 100-Yard Rushers and Two 100-Yard Receivers

BY PACKERS — Ryan Grant (106 yards) and DeShawn Wynn (106), Dec. 28, 2008, vs. Detroit, Donald Driver (111 yards) and Greg Jennings (101 yards), Dec. 28, 2008, vs. Detroit*
BY OPPONENT — Never
*First time in NFL history

Four Touchdowns Rushing, Individual

BY PACKERS — Dorsey Levens, Jan. 2, 2000, vs. Arizona (8, 1, 5, 1 yards)
BY OPPONENT — DeAngelo Williams, Nov. 30, 2008, vs. Carolina (1, 1, 1, 1 yards)

Three Touchdowns Rushing, Individual

BY PACKERS — Ahman Green, Oct. 20, 2002, vs. Washington (24, 2, 8 yards)
BY OPPONENT — Jamaal Charles, Sept. 28, 2015, vs. Kansas City (9, 4, 7 yards)

Two Touchdowns Rushing, Individual

BY PACKERS — Eddie Lacy, Oct. 2, 2014, vs. Minnesota (11, 10 yards)
BY OPPONENT — Jamaal Charles, Sept. 28, 2015, vs. Kansas City (9, 4, 7 yards)

PASSING

400 Yards Passing, Individual

BY PACKERS — Aaron Rodgers, Oct. 26, 2014, at New Orleans (418 yards)
BY OPPONENT — Colin Kaepernick, Sept. 8, 2013, at San Francisco (412 yards)

300 Yards Passing, Individual

BY PACKERS — Aaron Rodgers, Sept. 28, 2015, vs. Kansas City (333 yards)
BY OPPONENT — Matt Ryan, Dec. 8, 2014, vs. Atlanta (375 yards)

Six Touchdown Passes, Individual

BY PACKERS — Aaron Rodgers, Nov. 9, 2014, vs. Chicago (1, 4, 73, 40, 56, 18 yards)
BY OPPONENT — Tommy Kramer, Sept. 28, 1986, at Minnesota (23, 13, 36, 2, 17, 7 yards)

Five Touchdown Passes, Individual

BY PACKERS — Aaron Rodgers, Sept. 28, 2015, vs. Kansas City (8, 3, 27, 4, 4, yards)
BY OPPONENT — Matthew Stafford, Jan. 1, 2012, vs. Detroit (8, 13, 2, 5, 12 yards)

Four Touchdown Passes, Individual

BY PACKERS — Aaron Rodgers, Sept. 28, 2015, vs. Kansas City (8, 3, 27, 4, 4, yards)
BY OPPONENT — Matt Ryan, Dec. 8, 2014, vs. Atlanta (5, 22, 1, 2 yards)

Three Touchdown Passes, Individual

BY PACKERS — Aaron Rodgers, Sept. 28, 2015, vs. Kansas City (8, 3, 27, 4, 4 yards)
BY OPPONENT — Matt Ryan, Dec. 8, 2014, vs. Atlanta (5, 22, 1, 2 yards)

Six Interceptions Thrown, Individual

BY PACKERS — Tom O'Malley, Sept. 17, 1950, vs. Detroit
BY OPPONENT — Don Horn, Sept. 26, 1971, vs. Denver at Milw.

Five Interceptions Thrown, Individual

BY PACKERS — Brett Favre, Oct. 30, 2005, at Cincinnati
BY OPPONENT — Rich Gannon, Oct. 28, 1990, vs. Minnesota at Milw.

Four Interceptions Thrown, Individual

BY PACKERS — Brett Favre, Dec. 25, 2005, vs. Chicago
BY OPPONENT — Jay Cutler, Sept. 13, 2012, vs. Chicago

RECEIVING

10 or More Receptions, Individual

BY PACKERS — Randall Cobb, Dec. 21, 2014, at Tampa Bay (11 receptions)
BY OPPONENT — Julio Jones, Dec. 8, 2014, vs. Atlanta (11 receptions)

200 Yards Receiving, Individual

BY PACKERS — Jordy Nelson, Sept. 14, 2014, vs. N.Y. Jets (209 yards)
BY OPPONENT — Julio Jones, Dec. 8, 2014, vs. Atlanta (259 yards)

100 Yards Receiving, Individual

BY PACKERS — James Jones, Sept. 28, 2015, vs. Kansas City (139 yards)
BY OPPONENT — Jeremy Maclin, Sept. 28, 2015, vs. Kansas City (141 yards)

100 Yards Receiving, One Half, Individual

BY PACKERS — Jordy Nelson, Nov. 16, 2014, vs. Philadelphia (109 yards in first half)
BY OPPONENT — Jeremy Maclin, Sept. 28, 2015, vs. Kansas City (141 yards in second half)

Two 100-Yard Receivers

BY PACKERS — Randall Cobb (131 yards) and Jordy Nelson (113 yards), Dec. 21, 2014, at Tampa Bay
BY OPPONENT — Calvin Johnson (244 yards) and Brandon Pettigrew (116 yards), Jan. 1, 2012, vs. Detroit

Four Touchdown Receptions, Individual

BY PACKERS — Sterling Sharpe, Nov. 24, 1994, at Dallas (1, 36, 30, 5 yards)
BY OPPONENT — Never

Three Touchdown Receptions, Individual

BY PACKERS — Randall Cobb, Sept. 28, 2015, vs. Kansas City (3, 4, 4 yards)
BY OPPONENT — Vincent Jackson, Nov. 6, 2011, at San Diego (23, 5, 29 yards)

Two Touchdown Receptions, Individual

BY PACKERS — Randall Cobb, Sept. 28, 2015, vs. Kansas City (3, 4, 4 yards)
BY OPPONENT — Calvin Johnson, Dec. 28, 2014, vs. Detroit (20, 4 yards)

INTERCEPTIONS

Four Interceptions, Individual

BY PACKERS — Willie Buchanon, Sept. 24, 1978, at San Diego
BY OPPONENT — Never

Three Interceptions, Individual

BY PACKERS — Tom Flynn, Oct. 28, 1984, vs. Detroit
BY OPPONENT — Vencie Glenn, Dec. 27, 1992, at Minnesota

Two Interceptions, Individual

BY PACKERS — Morgan Burnett, Dec. 2, 2012, vs. Minnesota
BY OPPONENT — Bacarri Rambo, Dec. 14, 2014, at Buffalo

Interception Returned for Touchdown

BY PACKERS — Julius Peppers, Nov. 16, 2014, vs. Philadelphia (52 yards)
BY OPPONENT — Cortez Allen, Dec. 22, 2013, vs. Pittsburgh (40 yards)

TOUCHDOWNS

Five Touchdowns, Individual

BY PACKERS — Paul Hornung, Dec. 12, 1965, at Baltimore (2-, 9-, 3-yard runs; 50-, 65-yard receptions)
BY OPPONENT — Never

Four Touchdowns, Individual

BY PACKERS — Dorsey Levens, Jan. 2, 2000, vs. Arizona (8-, 1-, 5-, 1-yard runs)
BY OPPONENT — DeAngelo Williams, Nov. 30, 2008, vs. Carolina (1-, 1-, 1-, 1-yard runs)

Three Touchdowns, Individual

BY PACKERS — Randall Cobb, Sept. 28, 2015, vs. Kansas City (3-, 4-, 4-yard receptions)
BY OPPONENT — Jamaal Charles, Sept. 28, 2015, vs. Kansas City (9-, 4-, 7-yard runs)

THE LAST TIME

FIELD GOALS/PATS

Five Field Goals Made, Individual

BY PACKERS — Mason Crosby, Oct. 6, 2013, vs. Detroit (26, 52, 31, 42, 45 yards)

BY OPPONENT — Dan Bailey, Dec. 15, 2013, at Dallas (47, 23, 43, 50, 50 yards)

Four Field Goals Made, Individual

BY PACKERS — Mason Crosby, Sept. 20, 2015, vs. Seattle (54, 18, 44, 21 yards)

BY OPPONENT — Dan Carpenter, Dec. 14, 2014, at Buffalo (27, 51, 35, 48 yards)

60-Yard Field Goal

BY PACKERS — Never

BY OPPONENT — David Akers, Sept. 9, 2012, vs. San Francisco (63 yards)

50-Yard Field Goal

BY PACKERS — Mason Crosby, Sept. 20, 2015, vs. Seattle (54 yards)

BY OPPONENT — Steven Hauschka, Sept. 20, 2015, vs. Seattle (54 yards)

Blocked Field-Goal Attempt

BY PACKERS — Brad Jones, Dec. 8, 2014, vs. Atlanta (53-yard Matt Bryant attempt)

BY OPPONENT — Isa Abdul-Quddus, Dec. 28, 2014, vs. Detroit (52-yard Mason Crosby attempt)

Two-Point Conversion

BY PACKERS — Richard Rodgers, Sept. 20, 2015, vs. Seattle (pass from Aaron Rodgers)

BY OPPONENT — Travis Kelce, Sept. 28, 2015, vs. Kansas City (pass from Alex Smith)

Point After Touchdown Missed

BY PACKERS — Mason Crosby, Dec. 8, 2014, vs. Atlanta (blocked, fifth attempt)

BY OPPONENT — Mike Nugent, Sept. 22, 2013, at Cincinnati (blocked, fourth attempt)

Blocked Point After Touchdown

BY PACKERS — Datone Jones, Sept. 22, 2013, at Cincinnati (Mike Nugent, fourth attempt)

BY OPPONENT — Ra'Shede Hageman, Dec. 8, 2014, vs. Atlanta (Mason Crosby, fifth attempt)

PUNTING

70-Yard Punt

BY PACKERS — Tim Masthay, Dec. 18, 2011, at Kansas City (71 yards)

BY OPPONENT — Jon Ryan, Sept. 24, 2012, at Seattle (73 yards)

60-Yard Punt

BY PACKERS — Tim Masthay, Dec. 14, 2014, at Buffalo (63 yards)

BY OPPONENT — Dustin Colquhitt, Sept. 28, 2015, vs. Kansas City (61 yards)

Blocked Punt

BY PACKERS — Jamari Lattimore, Nov. 4, 2013, vs. Chicago (Adam Podlesh, punter)

BY OPPONENT — Bryan Braman, Nov. 16, 2014, vs. Philadelphia (Tim Masthay, punter)

10 Punts, Individual

BY PACKERS — Jon Ryan, Nov. 19, 2006, vs. New England (10 punts; 459 yards)

BY OPPONENT — Chris Kluwe, Dec. 21, 2006, vs. Minnesota (10 punts; 434 yards)

No Punts

BY PACKERS — Oct. 26, 2014, at New Orleans

BY OPPONENT — Oct. 26, 2014, at New Orleans

OTHER SPECIAL TEAMS

Kickoff Returned for Touchdown

BY PACKERS — Randall Cobb, Sept. 8, 2011, vs. New Orleans (108 yards)

BY OPPONENT — Chris Williams, Nov. 9, 2014, vs. Chicago (101 yards)

Punt Returned for Touchdown

BY PACKERS — Micah Hyde, Dec. 28, 2014, vs. Detroit (55 yards)

BY OPPONENT — Marcus Thigpen, Dec. 14, 2014, at Buffalo (75 yards)

Blocked (Opponent) Field Goal Returned for Touchdown

BY PACKERS — Willie Buchanon, Dec. 17, 1972, at New Orleans (57 yards)

BY OPPONENT — Shawn Springs, Nov. 1, 1999, vs. Seattle (61 yards)

Blocked Punt Returned for Touchdown

BY PACKERS — Dezman Moses, Oct. 28, 2012, vs. Jacksonville (0 yards; Bryan Anger, punter)

BY OPPONENT — DeVier Posey, Oct. 14, 2012, at Houston (0 yards; Tim Masthay, punter)

Recovered Own Onside Kick Attempt

BY PACKERS — Jamari Lattimore, Nov. 4, 2013, vs. Chicago (Mason Crosby, kicker)

BY OPPONENT — Darrell Stuckey, Nov. 6, 2011, at San Diego (Nick Novak, kicker)

OTHER DEFENSE

Shutout Posted

BY PACKERS — Oct. 31, 2010, at N.Y. Jets (9-0)

BY OPPONENT — Nov. 19, 2006, vs. New England (35-0)

Fumble Returned for Touchdown

BY PACKERS — Casey Hayward, Nov. 16, 2014, vs. Philadelphia (49 yards)

BY OPPONENT — Don Carey, Sept. 21, 2014, at Detroit (40 yards)

Safety Scored

BY PACKERS — Team, Dec. 28, 2014, vs. Detroit (Matthew Stafford penalized for intentional grounding in end zone)

BY OPPONENT — Buffalo, Dec. 14, 2014, at Buffalo (Eddie Lacy recovered in end zone, play blown dead)

Five Sacks, Individual

BY PACKERS — Vonnie Holliday, Dec. 22, 2002, vs. Buffalo

BY OPPONENT — Antwan Odom, Sept. 20, 2009, vs. Cincinnati

Four Sacks, Individual

BY PACKERS — Kabeer Gbaja-Biamila, Jan. 2, 2005, at Chicago

BY OPPONENT — Chris Clemons, Sept. 24, 2012, at Seattle

Three Sacks, Individual

BY PACKERS — A.J. Hawk, Oct. 13, 2013, at Baltimore

BY OPPONENT — Shea McClellin, Nov. 4, 2013, vs. Chicago

MISCELLANEOUS

No Penalties

BY PACKERS — Nov. 4, 2013, vs. Chicago

BY OPPONENT — Dec. 14, 1997, at Carolina

Game Without Touchdown

BY PACKERS — Dec. 12, 2010, at Detroit

BY OPPONENT — Oct. 16, 2011, vs. St. Louis

50 Points, Game

BY PACKERS — 53, Nov. 16, 2014, vs. Philadelphia

BY OPPONENT — 51, Nov. 24, 2008, at New Orleans

40 Points, Game

BY PACKERS — 43, Dec. 8, 2014, vs. Atlanta

BY OPPONENT — 44, Oct. 26, 2014 at New Orleans

500 Yards Total Offense

BY PACKERS — 502, Dec. 8, 2014, vs. Atlanta

BY OPPONENT — 561, Nov. 28, 2013, at Detroit

Tie Game

Green Bay 26, Minnesota 26, Nov. 24, 2013

CHICAGO — Aaron Rodgers saw James Jones go up for a one-handed touchdown catch and experienced a few flashbacks: Like they had stepped back in time. Rodgers threw for three touchdowns, two to Jones, and the Green Bay Packers beat Chicago 31-23 to spoil John Fox's debut as Bears coach Sunday afternoon. The Packers got all they could handle from the rebuilding Bears but took control down the stretch to beat them for the 10th time in 11 games, including the postseason.

Rodgers improved to 13-3 lifetime against Chicago. The 2014 MVP completed 18 of 23 passes for 189 yards. Jones, who spent seven seasons in Green Bay before signing with Oakland last year, caught four passes for 51 yards. That included a one-handed grab on a 13-yard score late in the first quarter but left Rodgers' hamstring back to 2012, when Jones led the league with 14 TD catches. He added a 1-yarder in the third - a good start after being released by the Raiders in the spring and by the New York Giants on the final roster cut. With Jordy Nelson (knee) out for the season, the Packers were quick to bring back Jones.

Randall Cobb, hampered late in the preseason by a sprained right shoulder, had 38 yards receiving. He caught a 5-yard touchdown that made it 24-16 early in the fourth quarter, and Clay Matthews sealed the win by intercepting Jay Cutler at the Green Bay 20 and returning it 42 yards. Eddie Lacy ran for 85 yards and a late touchdown. Julius Peppers chipped in with 1 1/2 sacks for the four-time defending NFC North champion. The Bears, assembled starting over under Fox and new general manager Ryan Pace after a five-win season, kept their one close though Cutler had a rough afternoon. He was 18 of 36 for 225 yards, with that late interception by Matthews. He also threw a 24-yard touchdown to Martellus Bennett with 34 seconds left, but Green Bay recovered the onside kick.

Matt Forte ran for 141 yards - 105 in the first half - and a touchdown. Alston Jeffery caught five passes for 78 yards after missing the preseason because of a left calf injury. Green Bay, which outscored the Bears 93-31 over two games last season and beat them at Soldier Field for their 700th win, trailed 13-10 at the half. Rodgers finished a third-quarter drive with a 1-yard start to Jones and Gould answered with a 44-yard field goal, cutting it to 17-16. Rodgers made it 24-16 early in the fourth when he hit Cobb with a 5-yard pass, capping a 16-play drive. But the Bears stalled at the 2 after Cutler's 50-yard pass to Marquess Wilson. Cutler overthrew Eddie Royal in the end zone on fourth down after Chicago opted not to try a field goal.

OFFICIALS — Referee: Craig Wrosted (4); Umpire: Roy Ellison (81); Head Linesman: Mark Hittner (28); Line Judge: Julian Mepp (10); Side Judge: Jeff Lambern (21); Field Judge: Steve Zimme (33); Back Judge: Lee Dyer (27); Huddle Official: Al Hynes

STARTING LINEUPS

Green Bay Packers		Chicago Bears	
Offense	Defense	Offense	Defense
WR 17 D.Adams	DE 64 M.Pennel	WR 19 E.Royal	DE 96 J.Sutton
LT 69 D.Bakhtiari	NOSE 90 B.Raij	TE 83 M.Bennett	DE 93 W.Jenkins
LG 71 J.Sifton	DT 76 M.Daniels	RT 75 K.Long	OLB 69 J.Alien
C 63 C.Linsley	LOLB 96 M.Meali	RG 62 V.Ducasse	ILB 50 S.McCielinn
RG 70 T.Lang	BLB 58 S.Barrington	C 62 W.Montgomery	ILB 59 C.Jones
RT 75 B.Bojaga	MLB 56 C.Matthews	LG 68 M.Steason	OLB 92 P.McPhree
TE 82 R.Rodgers	FOLB 52 J.Peters	LT 74 J.Bushrod	CB 24 A.Bell
WR 18 R.Cobb	LCB 37 S.Shields	CB 6 J.Cutler	NB 27 S.Amons
WR 89 J.Jones	SS 33 M.Hyde	RB 22 M.Forte	RB 28 S.MoMams
QB 27 E.Lacy	FS 21 H.Climon-Dix	SS 33 M.Hyde	S 26 A.Rolle
	S 28 S.Richardson	TE 86 Z.Miller	CB 23 K.Fuller

GREEN BAY SUBSTITUTIONS — K 2 M.Crosby, P 8 T.Masthay, RB 22 A.Ripkowski, CB 23 D.Randall, CB 24 Q.Rollins, CB 29 C.Hayward, RB 30 J.Kuhn, S 32 C.Banjo, CB 39 D.Goodson, RB 44 J.Strauss, RB 47 J.Ryan, LB 51 N.Palmer, LB 53 N.Perry, LS 61 B.Gode, TG 67 D.Berley, C/G 73 J.Treter, G 79 J.Walker, TE 81 A.Quarless, WR 88 T.Montgomery, LB 91 J.Elliott, DT 93 J.Boyd, DT 99 B.Gaston. **DID NOT PLAY** — QB 16 S.Tolman, **INACTIVES** — QB 7 B.Hundley, CB 36 L.Gunter, S 42 M.Burnett, RB 46 A.Harris, LB 55 A.Mulumba, G 65 L.Taylor, TE 86 K.Backman.

FIELD GOALS (made / missed)

M.Crosby	(3/7)	R.Gould	(2/3)
----------	-------	---------	-------

Green Bay Packers 1 7 3 10 4 14 7 23
Chicago Bears 3 3 3 3 3 7 7 23

Team	Qtr	Time	Play Description (Extra Point) (Drive Info)	Yds	Visitor	Home
Bears	1	0:28	R.Gould 28 yd. field goal (11-7-0, 3:22)	28	0	3
Bears	1	7:43	J.Jones 13 yd. pass from A.Rodgers (60-5-0, 3:54)	13	7	0
Bears	2	2:49	M.Forte 1 yd. run (R.Gould kick) (10-7-1, 4:42)	1	10	7
Bears	2	2:32	M.Crosby 57 yd. field goal (10-9-1, 5:17)	57	10	10
Bears	2	10:08	R.Gould 30 yd. field goal (10-9-1, 2:47)	30	10	13
Bears	3	1:56	R.Jones 1 yd. pass from A.Rodgers (Crosby kick) (6-59, 3:04)	1	17	13
Bears	3	4:53	R.Gould 44 yd. field goal (12-30, 6:50)	44	17	16
Bears	4	10:26	R.Gould 3 yd. pass from A.Rodgers (Crosby kick) (6-78, 9:31)	3	24	16
Bears	4	1:35	E.Lacy 2 yd. run (M.Crosby kick) (4-46)	2	31	16
Bears	4	0:34	M.Bennett 24 yd. pass from J.Cutler (R.Gould kick) (6-72, 1:21)	24	31	23

GREEN BAY DEFENSIVE STATISTICS (official)

Team	Att	Yds	Sk	QBH	FF	Int	PD	OT	Total
Green Bay Packers	1	7	3	10	4	14	7	0	23
Chicago Bears	3	3	3	10	7	7	0	0	23

Category	Green Bay Packers					Chicago Bears				
	ATT	YDS	AVG	LG	TD	ATT	YDS	AVG	LG	TD
RUSHING	19	85	4.5	16	1	24	141	5.9	23	1
E.Lacy	8	35	4.4	15	0	4	31	7.8	12	0
A.Rodgers	1	11	11.0	11	1	4	16	4.0	5	0
J.Rodgers	2	2	1.0	3	1	1	1	1.0	0	0
J.Starks	2	2	1.0	3	1	1	1	1.0	0	0
Total	30	133	4.4	16	1	33	189	5.7	23	1
PASSING	23	189	8.2	34	0 140.5	36	225	6.2	50	1 67.5
A.Rodgers	23	189	8.2	34	0 140.5	36	225	6.2	50	1 67.5
Total	23	189	8.2	34	0 140.5	36	225	6.2	50	1 67.5
PASS RECEIVING	5	38	7.6	10	1	5	78	15.6	25	1
R.Cobb	4	59	14.8	25	0	5	55	11.0	24	1
D.Adams	4	51	12.8	34	2	5	25	5.0	9	0
J.Jones	3	27	9.0	20	0	8	29.5	3.7	5	0
R.Rodgers	2	14	7.0	9	0	1	8	8.0	8	0
E.Royal	2	14	7.0	9	0	1	8	8.0	8	0
Total	18	189	10.5	34	3	18	225	12.5	50	1
INTERCEPTIONS	1	42	42.0	42	0	0	0	0.0	0	0
C.Matthews	1	42	42.0	42	0	0	0	0.0	0	0
Total	1	42	42.0	42	0	0	0	0.0	0	0
PUNTING	2	97	48.5	33.0	1	0	54	27.0	0	56
T.Masthay	2	97	48.5	33.0	1	0	54	27.0	0	56
Total	2	97	48.5	33.0	1	0	54	27.0	0	56
PUNT RETURNS	1	0	0.0	0	0	1	56	56.0	0	56
(out of bounds)	1	0	0.0	0	0	1	56	56.0	0	56
Returns	1	0	0.0	0	0	1	56	56.0	0	56
KICK RETURNS	3	106	35.3	0	46	1	15	15.0	0	15
T.Montgomery	3	106	35.3	0	46	1	15	15.0	0	15
A.Ripkowski	1	0	0.0	0	0	0	0	0.0	0	0
(back)	1	0	0.0	0	0	0	0	0.0	0	0
Returns	4	106	26.5	0	46	0	0	0.0	0	25
FUMBLES	0	0	0	0	0	0	0	0	0	0
Own	0	0	0	0	0	0	0	0	0	0
Opp	0	0	0	0	0	0	0	0	0	0
Total	0	0	0	0	0	0	0	0	0	0

Category	Visitor	Home
TOTAL FIRST DOWNS	21	25
By Rushing	10	10
By Passing	10	12
By Penalty	1	3
THIRD-DOWN EFFICIENCY	6-10-60%	11-17-65%
FOURTH-DOWN EFFICIENCY	1-1-100%	2-3-67%
TOTAL NET YARDS	322	402
Total Offensive Plays	53	71
Average gain per offensive play	6.1	5.7
NET YARDS RUSHING	133	189
Total Rushing Plays	30	33
Average gain per rushing play	4.4	5.7
Tackles for a loss-number and yards	-2-2	-1-1
NET YARDS PASSING	189	213
Times thrown - yards lost att. to pass	0-0	2-12
PASS ATT-COMP-PUNT	23-18-0	36-18-1
Average gain per pass play	8.2	5.6
KICK OFFS Number-In EZ-Touchbacks	6-3-1	6-3-1
PUNTS Number and Average	2-48.5	1-56.0
Had Blocked	0	0

Category	Visitor	Home
Fgs - PATs had blocked	0-0	0-0
Net Punting Average	33.0	56.0
TOTAL RETURN YARDS (not inc. Kickoffs)	42	11
No. and Yards Punt Returns	0-0	1-11
No. and Yards Kickoff Returns	0-0	3-63
No. and Yards Interception Returns	1-42	1-11
PENALTIES Number and Yards	10-74	6-64
FUMBLES Number and Lost	0-0	0-0
TOUCHDOWNS	4	2
Rushing	1	1
Passing	3	1
EXTRA POINTS Made-Attempts	4-4	2-2
Kicking Made-Attempts	4-4	2-2
FIELD GOALS Made-Attempts	1-1	3-3
RED-ZONE EFFICIENCY	4-5-80%	1-3-33%
GOAL-TO-GO EFFICIENCY	2-2-100%	1-2-50%
SAFETIES	0	0
FINAL SCORE	31	23
TIME OF POSSESSION	28:08	31:52

GREEN BAY, Wis. - This time, the Green Bay Packers punched back in the second half against the Seattle Seahawks. Aaron Rodgers threw for two touchdowns and the Green Bay Packers outlasted the Seattle Seahawks for a 27-17 win Sunday night in a bruising physical rematch of last season's NFC title game. Rodgers orchestrated a 10-play, 80-yard scoring drive, capped by a 5-yard scoring pass to Richard Rodgers. A 2-point conversion made it 24-17 with 9:28 left.

Layne Elliott made a lunging, one-handed interception of a short pass from Russell Wilson with 6:50 left, one of the rare mistakes in the second half for Seattle's dual-threat quarterback. The Packers (2-0) cashed in with one of Mason Crosby's four field goals on the night for a 10-point lead with two minutes remaining. Rodgers connected with favorite target James Jones for a 29-yard touchdown pass on the game's opening series. But the offense got bogged down or had to settle for field goals until the fourth quarter. Rodgers was quick against a defense missing safety Kam Chancellor, who is holding out for a new contract. Young players such as second-year tight end Richard Rodgers and rookie receiver Ty Montgomery had big plays. So did Elliott, a second-year backup linebacker. The defense held on when it mattered in the fourth quarter after giving up chunks of yardage earlier in the second half to Wilson. The Seahawks' last two series ended in turnovers. Besides Elliott's pick, Michael Hyde recovered a fumble by Fred Jackson with 22 seconds left. Rodgers took a knee on the next play to end the game. He finished 25 of 33 for 249 yards, Wilson was 19 of 30 for 206 yards, while running for 78 yards on 10 carries.

The Packers held Seahawks running back Marshawn Lynch to 41 yards on 15 carries. Green Bay running back Eddie Lacy left the game in the first quarter with a right ankle injury, but backup James Starks kept the Packers' running game going with 95 yards on 20 carries. Crosby also had a memorable night. With four field goals and an extra point, the veteran set the franchise record with 1,057 career points.

OFFICIALS — Referee: Gene Steratore (114); Umpire: Barry Anderson (20); Head Linesman: Ed Walker (123); Line Judge: Dana McKenzie (8); Side Judge: Bob Waggoner (25); Field Judge: Mike Weatherford (116); Back Judge: Dino Paganielli (105); Replay Official: Darryll Lewis

STARTING LINEUPS

Seattle Seahawks		Green Bay Packers	
Offense	Defense	Offense	Defense
WR 89 D.Brudwin	LDE 72 M.Bennett	WR 17 D.Adams	NOSE 90 B.Raji
WR 16 T.Lockett	LDT 77 A.Rubin	WR 69 J.Jones	DT 76 M.Daniels
LT 76 R.Okum	RDT 92 B.Melbane	LT 89 D.Bakhtiani	LOLB 56 J.Pappas
LG 68 J.Britt	RDE 56 C.Avili	LG 71 J.Sifton	BLB 51 N.Palmer
C 62 D.Novak	MLB 54 B.Wagner	C 63 C.Linsley	MLB 52 C.Matthews
RB 64 J.Sweazy	OLB 50 K.Wright	RG 70 T.Lang	ROLB 96 M.Neal
RT 79 G.Gilham	LCB 25 R.Sherman	RT 67 D.Garcely	LCB 29 C.Hayward
TE 88 J.Graham	RCB 28 C.Williams	TE 62 R.Rodgers	ROB 37 S.Shields
WR 15 J.Kease	CB 28 M.Burney	WR 18 R.Cobb	CB 33 M.Hyde
WR 3 R.Wilson	DB 35 D.Shead	WR 12 A.Rodgers	SS 42 M.Burnett
DB 24 M.Lynch	FS 29 E.Thoms	FS 27 E.Lacy	FS 21 H.Clinton-Dix

GREEN BAY SUBSTITUTIONS

— K 2 M.Crosby, P 8 T.Masthay, RB 23 D.Randall, S 28 S.Nicharadson, FB 30 J.Kilim, S 32 C.Banno, CB 39 D.Goodson, RB 44 J.Starks, LB 47 J.Lynch, LB 53 M.Perry, LB 55 A.Mulumba, LS 61 B.Goodie, DT 64 M.Pennell, C/6 73 J.Treter, G 79 J.Walker, TE 81 A.Quaness, WR 83 J.James, WR 88 T.Montgomery, LB 91 J.Boyd, DE 95 D.Jones **DID NOT PLAY** — CB 16 S.Tolien, G 65 L.Taylor, **INACTIVES** — OB 7 B.Hundler, CB 24 Q.Rollins, CB 36 L.Gunter, RB 46 A.Harris, T 75 B.Bulaga, TE 86 K.Backman, DT 99 B.Gaston.

FIELD GOALS (made) (& missed)

Player	Yards	Qtr	Result
M.Crosby	10-80	4:15	1/1
M.Crosby	14-14	11:11	1/1
M.Crosby	33-33	1:11	1/1
M.Crosby	44-44	1:11	1/1

GREEN BAY DEFENSIVE STATISTICS (Official)

Player	Att	Comp	Yds	Sk	Yd	TD	LG	In	RT
M.Burnett	2	0	0	0	0	0	0	0	0
D.Jones	2	0	0	0	0	0	0	0	0
S.Shields	2	0	0	0	0	0	0	0	0
C.Matthews	1	0	0	0	0	0	0	0	0
J.Elliott	1	0	0	0	0	0	0	0	0
A.Mulumba	0	1	0	1	0	0	0	0	0
J.Pappas	0	1	0	1	0	0	0	0	0
D.Randall	0	0	0	0	0	0	0	0	0
S.Richardson	0	0	0	0	0	0	0	0	0
Totals	38	18	8	56	2-1	2	1	1	1-2

Seattle Seahawks		Green Bay Packers	
RUSHING	ATT	YDS	AVG
R.Wilson	10	78	7.8
M.Lynch	15	41	2.7
Total	25	119	4.8

Green Bay Packers		Seattle Seahawks	
RUSHING	ATT	YDS	AVG
J.Starks	20	95	4.8
A.Rodgers	6	23	3.8
E.Lacy	3	9	3.0
Total	29	127	4.4

PASSING		ATT		CMP		YDS		SK/YD		TD	
R.Wilson	30	19	206	21	2	32	1	91.8			
Total	30	19	206	21	2	32	1	91.8			

PASSING		ATT		CMP		YDS		SK/YD		TD	
A.Rodgers	33	25	249	215	2	29	0	116.9			
Total	33	25	249	215	2	29	0	116.9			

PUNT RETURNS		NO		YDS		AVG		FC		LG	
T.Lockett	2	22	11.0	0	0	0	0	0	0	0	
Total	2	22	11.0	0	0	0	0	0	0	0	

PUNT RETURNS		NO		YDS		AVG		FC		LG	
M.Hyde	0	0	0.0	0	0	0	0	0	0	0	
Total	0	0	0.0	0	0	0	0	0	0	0	

KICK RETURNS		NO		YDS		AVG		FC		LG	
T.Lockett	4	79	19.8	0	0	0	0	0	0	0	
Total	4	79	19.8	0	0	0	0	0	0	0	

KICK RETURNS		NO		YDS		AVG		FC		LG	
T.Montgomery	1	19	19.0	0	0	0	0	0	0	0	
Total	1	19	19.0	0	0	0	0	0	0	0	

FUMBLES		Fum		Lost		Rec		Yds		TD	
F.Jackson	1	1	0	0	0	0	0	0	0	0	
K.Wright	0	0	0	0	0	1	1	0	0	0	
G.Gilham	0	0	0	0	0	1	0	0	0	0	
Total	1	1	0	0	0	2	1	0	0	0	

FUMBLES		Fum		Lost		Rec		Yds		TD	
J.Elliott	1	0	1	0	0	0	0	0	0	0	
J.Starks	1	1	0	0	0	0	0	0	0	0	
M.Hyde	0	0	0	0	0	0	0	0	0	0	
Total	2	1	1	0	0	0	0	0	0	0	

TOTAL FIRST DOWNS		By Rushing		By Passing		By Penalty	
Seattle Seahawks	21	8	12	3	1	0	
Green Bay Packers	21	11	11	3	0	0	

TOTAL RETURN YARDS (not inc. kickoffs)		By Rushing		By Passing		By Penalty	
Seattle Seahawks	36.2	2.22	2.22	0.0	0.0	0.0	
Green Bay Packers	39.0	2.22	2.22	0.0	0.0	0.0	

NET YARDS PASSING		ATT		CMP		YDS		SK/YD		TD	
Seattle Seahawks	205	21	2	32	1	91.8					
Green Bay Packers	205	21	2	32	1	91.8					

NET YARDS RUSHING		ATT		CMP		YDS		SK/YD		TD	
Seattle Seahawks	119	25	4.8	17	0						
Green Bay Packers	127	29	4.4	35	0						

TOTAL OFFENSIVE PLAYS		Yds		Per Play	
Seattle Seahawks	57	324	5.7	5.6	5.6
Green Bay Packers	57	324	5.7	5.6	5.6

TOTAL DEFENSIVE PLAYS		Yds		Per Play	
Seattle Seahawks	25	119	4.8	4.4	4.4
Green Bay Packers	25	127	5.1	5.1	5.1

TOTAL NET YARDS		Yds		Per Play	
Seattle Seahawks	361	361	5.6	5.6	5.6
Green Bay Packers	361	361	5.6	5.6	5.6

TOTAL NET YARDS PER PLAY		Yds		Per Play	
Seattle Seahawks	5.6	5.6	5.6	5.6	5.6
Green Bay Packers	5.6	5.6	5.6	5.6	5.6

TOTAL NET YARDS PER PLAY (not inc. kickoffs)		Yds		Per Play	
Seattle Seahawks	5.6	5.6	5.6	5.6	5.6
Green Bay Packers	5.6	5.6	5.6	5.6	5.6

TOTAL NET YARDS PER PLAY (not inc. kickoffs) (not inc. penalties)		Yds		Per Play	
Seattle Seahawks	5.6	5.6	5.6	5.6	5.6
Green Bay Packers	5.6	5.6	5.6	5.6	5.6

TOTAL NET YARDS PER PLAY (not inc. kickoffs) (not inc. penalties) (not inc. fumbles)		Yds		Per Play	
Seattle Seahawks	5.6	5.6	5.6	5.6	5.6
Green Bay Packers	5.6	5.6	5.6	5.6	5.6

TOTAL NET YARDS PER PLAY (not inc. kickoffs) (not inc. penalties) (not inc. fumbles) (not inc. safeties)		Yds		Per Play	
Seattle Seahawks	5.6	5.6	5.6	5.6	5.6
Green Bay Packers	5.6	5.6	5.6	5.6	5.6

TOTAL NET YARDS PER PLAY (not inc. kickoffs) (not inc. penalties) (not inc. fumbles) (not inc. safeties) (not inc. time of possession)		Yds		Per Play	
Seattle Seahawks	5.6	5.6	5.6	5.6	5.6
Green Bay Packers	5.6	5.6	5.6	5.6	5.6



2015 UPDATED BIOGRAPHIES

THROUGH WEEK 3

17 Davante Adams, WR, 2nd Year, Fresno State

- Played in all 16 games with 11 starts as a rookie in 2014, hauling in 38 receptions for 446 yards (11.7 avg.) and three TDs.
- Registered 121 receiving yards in the Week 13 win vs. New England, the most by a Green Bay rookie since WR Sterling Sharpe's 124-yard effort vs. Detroit on Nov. 20, 1988.
- Set franchise postseason single-game records for the most catches and receiving yards by a rookie when he posted seven grabs for 117 yards (16.7 avg.) and a TD in the NFC Divisional playoff victory vs. Dallas.

2015 SEASON: Has started all three games this season and ranks No. 3 on the team with nine receptions for 92 yards (10.2 avg.).

► **at Chicago Bears (Sept. 13):** Started and led the team with 59 receiving yards on four catches (14.8 avg.), highlighted by his 25-yard sideline grab early in the third quarter down to the Chicago 6 that set up QB Aaron Rodgers' 1-yard TD pass to WR James Jones two plays later... Added a 21-yard grab in the second quarter...With 34 seconds remaining and the Packers leading 31-23, fielded K Robbie Gould's onside kick at the Chicago 46 to seal the victory.

► **vs. Seattle Seahawks (Sept. 20):** Started and played 56 snaps, leaving the game in the second quarter due to an ankle injury but later returning to the field...Caught five passes for 33 yards (6.6 avg.).

► **vs. Kansas City Chiefs (Sept. 28):** Was limited to just three snaps after re aggravating the ankle injury on the first possession of the game as he went up for a pass attempt on third down.

86 Kennard Backman, TE, Rookie, Alabama-Birmingham

- Started 37 of 48 games played in his four-year career at the University of Alabama-Birmingham.
- Finished his career with 96 receptions for 979 yards (10.2 avg.) and seven touchdowns. Registered at least one catch in 25 of his final 26 games.
- Set career highs in starts (12), receptions (team-high 39) and receiving yards (399) as a senior, earning second-team All-Conference USA honors.

2015 SEASON: Has been inactive for all three contests.

► **at Chicago Bears (Sept. 13):** Inactive (healthy scratch).

► **vs. Seattle Seahawks (Sept. 20):** Inactive (healthy scratch).

► **vs. Kansas City Chiefs (Sept. 28):** Inactive (healthy scratch).

69 David Bakhtiari, T, 3rd Year, Colorado

- Has started all 35 games at left tackle for the Packers in his first two-plus seasons in the league and was named a Pro Bowl alternate in 2014.
- In 2013, became the first rookie to start every game at LT for Green Bay since the league went to a 16-game schedule in 1978.
- By starting at San Francisco in the 2013 season opener, he became just the fourth Green Bay rookie to start at LT in Week 1 since the 1970 AFL-NFL merger and the first since Ken Ruettgers in 1985.

2015 SEASON: Has started all three games at LT...Part of a line that has allowed just three sacks this season, which is tied for No. 6 in the NFL... Has helped the Packers average 32.0 points per game, which ranks No. 4 in the league.

► **at Chicago Bears (Sept. 13):** Started at LT and played all 60 snaps as the offensive line didn't allow a sack of QB Aaron Rodgers...Protected Rodgers as he threw for 189 yards and three TDs on 18-of-23 passing for a 140.5 passer rating...Helped clear holes for a ground game that produced 133 yards on 30 carries (4.4 avg.), highlighted by RB Eddie Lacy's 85 yards on 19 attempts (4.5 avg.).

► **vs. Seattle Seahawks (Sept. 20):** Started at LT and played all 71 snaps...Helped protect Rodgers as he connected on 25 of 33 passes for 249 yards and two TDs with no INTs for a 116.9 passer rating...With Lacy departing after just eight snaps due to an ankle injury, helped clear holes for RB James Starks as he racked up 95 yards on 20 carries (4.8 avg.)... With 127 yards as a team on 29 attempts (4.4 avg.), it marked the first time since 2004 that the Packers posted 125-plus rushing yards in both of the first two games.

► **vs. Kansas City Chiefs (Sept. 28):** Started at LT and played all 76

snaps...Protected Rodgers as the line allowed just one sack to a Kansas City defense that had registered eight sacks in the first two games... Helped give Rodgers time to complete 24 of 35 passes for 333 yards and five TDs with no INTs, the fourth game of his career with five-plus TD passes, a franchise record...Also helped clear holes for a rushing attack that delivered 123 yards on 32 attempts (3.8 avg.), the third straight game this season that the Packers have registered 120-yards on the ground...It marked the first time since 1996 that Green Bay began a season with three consecutive 120-yard rushing games.

32 Chris Banjo, S, 2nd Year, Southern Methodist

• Finished the 2014 season on the active roster, recording three special teams tackles in the final three regular-season games. Tied for second on the team with three special teams tackles in two postseason contests. Spent the first 13 games of the 2014 season on the practice squad.

• Appeared in 16 games with one start as a rookie in 2013, recording 15 tackles (12 solo) and a pass defended. Finished second on the team with 10 tackles on special teams.

• Was one of three rookie free agents to make the 2013 opening-day roster after a strong preseason that saw him rank fifth on the team with 10 tackles (nine solo) and a sack.

2015 SEASON: Has appeared in all three games with one start...Has posted one solo tackle and a pass defended on defense and has added three tackles on special teams, good for No. 4 on the team.

► **at Chicago Bears (Sept. 13):** Played 14 snaps on special teams.

► **vs. Seattle Seahawks (Sept. 20):** Appeared on 19 plays on special teams and recorded a tackle.

► **vs. Kansas City Chiefs (Sept. 28):** Started the second game of his NFL career as the Packers opened up with three safeties...Appeared on 33 plays on defense and registered a solo tackle and a pass defended...On the Chiefs' second possession of the game, made a two-handed deflection of QB Alex Smith's pass intended for WR Jeremy Maclin on third down near the sideline to force a three-and-out...Added two tackles on special teams, tying for the team lead.

67 Don Barclay, T/G, 4th Year, West Virginia

• Missed the entire 2014 campaign after sustaining a season-ending knee injury in practice on Aug. 5, 2014.

• Started a career-high 14 games at right tackle in 2013.

• Appeared in all 16 contests in 2012, the only Green Bay rookie on the offensive side of the ball to do so, and opened the final four regular-season games and both playoff contests at RT.

2015 SEASON: Has played in three games with two starts at RT...Part of a line that has allowed just three sacks this season, which is tied for No. 6 in the NFL...Has helped the Packers average 32.0 points per game, which ranks No. 4 in the league.

► **at Chicago Bears (Sept. 13):** Played five snaps on special teams, appearing on the line on extra points and K Mason Crosby's lone FG of the afternoon.

► **vs. Seattle Seahawks (Sept. 20):** Started at RT in place of an injured Bryan Bulaga (knee) and played all 71 snaps, his first start since the 2013 season finale at Chicago...Helped protect Rodgers as he connected on 25 of 33 passes for 249 yards and two TDs with no INTs for a 116.9 passer rating...With RB Eddie Lacy exiting the game after just eight snaps due to an ankle injury, helped clear holes for RB James Starks as he racked up 95 yards on 20 carries (4.8 avg.).

► **vs. Kansas City Chiefs (Sept. 28):** Started at RT and played all 76 snaps...Protected Rodgers as the line allowed just one sack to a Kansas City defense that had registered eight sacks in the first two games...Was matched up with three-time Pro Bowl LB Justin Houston for much of the evening and did not allow him to record a sack...Helped give Rodgers time to complete 24 of 35 passes for 333 yards and five TDs with no INTs, the fourth game of his career with five-plus TD passes, a franchise record... Also helped clear holes for a rushing attack that delivered 123 yards on 32 attempts (3.8 avg.), the third straight game this season that the Packers

have registered 120-yards on the ground...It marked the first time since 1996 that Green Bay began a season with three consecutive 120-yard rushing games.

58 Sam Barrington, LB, 3rd Year, South Florida

- Started seven of 14 games played in 2014 (four at MLB, three at BLB) and recorded 68 tackles, one sack, four QB hits, five pressures and two passes defended as well as three tackles on special teams.
- Led Green Bay in both tackles (15) and solo tackles (12) in the 2014 postseason.
- Appeared in seven games as a rookie in 2013, seeing time exclusively on special teams before sustaining a season-ending hamstring injury vs. Chicago in Week 9.

2015 SEASON: Started in Week 1 at Chicago, but saw his season come to an end due to an ankle injury sustained in the game...Was placed on injured reserve on Sept. 15.

►**at Chicago Bears (Sept. 13):** Started at BLB, but departed the game in the first quarter due to an ankle injury that would end his season...Recorded one solo tackle.

93 Josh Boyd, DT, 3rd Year, Mississippi State

- Played in 15 games with four starts in 2014, recording 34 tackles (18 solo), four QB hits and four pressures. Also started one of two postseason contests.
- Appeared in nine games as a rookie in 2013, seeing increased playing time down the stretch as he was active for the final seven contests.
- Posted eight tackles (four solo) on the season, with an additional two tackles (one solo) in the NFC Wild Card game vs. San Francisco.

2015 SEASON: Played in two games, seeing time on defense and special teams...Was placed on injured reserve (ankle) on Sept. 21.

►**at Chicago Bears (Sept. 13):** Played 23 snaps on defense, registering one solo tackle, and five snaps on special teams.

►**vs. Seattle Seahawks (Sept. 20):** Played three snaps on defense and two on special teams, but sustained an ankle injury in the second quarter that sidelined him for the remainder of the game and would end his season.

75 Bryan Bulaga, T, 6th Year, Iowa

- Started all 15 games he appeared in last season, a career high, and helped the offense rank No. 1 in the league in scoring (30.4), No. 6 in yards per game (386.1) and tied for No. 1 in giveaways with a franchise-record 13.
- Played in 37 games with 33 starts at right tackle in his first three seasons as a pro.

2015 SEASON: Has played in and started one game at RT.

►**at Chicago Bears (Sept. 13):** Started at RT and played all 60 snaps as the offensive line didn't allow a sack of QB Aaron Rodgers...Protected Rodgers as he threw for 189 yards and three TDs on 18-of-23 passing for a 140.5 passer rating...Helped clear holes for a ground game that produced 133 yards on 30 carries (4.4 avg.), highlighted by RB Eddie Lacy's 85 yards on 19 attempts (4.5 avg.).

►**vs. Seattle Seahawks (Sept. 20):** Inactive due to a knee injury sustained in practice on Sept. 16.

►**vs. Kansas City Chiefs (Sept. 28):** Inactive (knee).

42 Morgan Burnett, S, 6th Year, Georgia Tech

- Has started 67 games (including playoffs) between the two safety positions since the start of 2011.
- Recorded his fourth straight 100-tackle season in 2014 with a team-high 125 tackles (99 solo).
- Is the only Packer to surpass 100 tackles each of the last four seasons (2011-14).

2015 SEASON: Has played in and started one contest, and has two tackles (both solo).

►**at Chicago Bears (Sept. 13):** Inactive (calf).

►**vs. Seattle Seahawks (Sept. 20):** Returned to action, starting at SS...Was one of four defenders to play all 60 snaps on the evening...Registered two solo tackles and helped limit RB Marshawn Lynch to just 41 yards on 15 carries (2.7 avg.).

►**vs. Kansas City Chiefs (Sept. 28):** Inactive (calf), reaggravating the injury during practice on Sept. 25.

21 Ha Ha Clinton-Dix, S, 2nd Year, Alabama

• Played in all 16 games in 2014, starting the final 10 (nine at FS, one at SS). It was the most starts by a Green Bay rookie safety since Nick Collins opened all 16 in 2005.

• Ranked No. 2 on the team in tackles with 95 (73 solo) and was named to the PFWA's All-Rookie team.

• Started both postseason contests and was tied for No. 2 on the team with 13 tackles while leading the Packers with two interceptions.

2015 SEASON: Has started all three games at FS and leads the team with 21 tackles (17 solo)...Has played every defensive snap this season, the only Packer to do so through three games.

►**at Chicago Bears (Sept. 13):** Started at FS and was one of three defensive players to play all 77 snaps on the afternoon...Led the safeties with six tackles (five solo), and added two tackles on special teams.

►**vs. Seattle Seahawks (Sept. 20):** Started at FS and played all 60 snaps, one of four Green Bay defenders to do so...Led the defense with a season-high nine tackles (seven solo) and helped limit RB Marshawn Lynch to just 41 yards on 15 carries (2.7 avg.).

►**vs. Kansas City Chiefs (Sept. 28):** Started at FS and played all 71 snaps, one of only two defenders to do so...Was tied for the team lead with six tackles (five solo) and helped limit Chiefs RB Jamaal Charles to just 49 yards on 11 carries (4.5 avg.), with a long run of 13 yards.

18 Randall Cobb, WR, 5th Year, Kentucky

• Started all 16 games in 2014 and posted career highs in catches (91), receiving yards (1,287) and receiving TDs (12) on his way to earning his first career Pro Bowl selection (injury replacement for WR Dez Bryant).

• Became just the fifth player in franchise history to register 90-plus receptions in a season, joining WRs Sterling Sharpe, Robert Brooks, Donald Driver and Jordy Nelson.

• Has caught 16 TD passes since 2014, which is tied for No. 1 in the NFL over that span with Cowboys WR Dez Bryant and Patriots TE Rob Gronkowski.

2015 SEASON: Has started all three games and leads the team with 20 catches for a team-high 245 yards (12.3 avg.) and four TDs...Is tied with WR James Jones for the team lead in TD catches and is tied for No. 2 in the league.

►**at Chicago Bears (Sept. 13):** Started and appeared on 54 of 60 snaps as he played through an injured shoulder...Led the team with five catches for 38 yards (7.6 avg.), highlighted by a 5-yard TD catch early in the fourth quarter that gave the Packers a 24-16 lead...Was lined up in the slot on the play and beat CB Sherrick McManis on an out-and-up move, getting both feet in bounds on the side of the end zone despite being interfered with by McManis.

►**vs. Seattle Seahawks (Sept. 20):** Led the team with eight receptions for 116 yards (14.5 avg.), with six of the catches going for first downs...Had a 22-yard grab over the middle on Green Bay's opening drive, making a move to elude LB Bobby Wagner as he freed himself to make the grab...Later made a 25-yard grab down to the Seattle 10 late in the first half, a catch that helped set up K Mason Crosby's 18-yard FG to put Green Bay up, 13-3, at the break...Was lined up in the left slot on the play and a scrambling Rodgers found him as he came across the field and got behind Wagner to make the catch.

►**vs. Kansas City Chiefs (Sept. 28):** Caught a career-high three TD passes, becoming the first Packer to do so since Jones caught three at Chicago on Dec. 16, 2012...Finished with seven catches for 91 yards (13.0 avg.), with six of his catches going for first downs and two for 25-plus yards...Joined Jones to become the first Packers to register four TD catches in the first three games of the season since TE Keith Jackson did so in 1996...On his first TD catch, was lined up in the right slot against S Tyvon Branch and ran an out route with WR Ty Montgomery setting a pick for him...Caught the ball at the 1-yard line and fought off Branch to break the plane for the 3-yard score...Scored on a 4-yard TD pass midway through the third quarter, lining up in the slot against CB Marcus Cooper and then catching a quick out in the flat before taking it in for his second

TD...Posted his career-high third TD catch of the night early in the fourth quarter...Lined up in the slot once again, caught another quick pass in the flat for the 4-yard score.

2 Mason Crosby, K, 9th Year, Colorado

- With 1,065 career points, ranks No. 1 on the all-time franchise scoring list, having surpassed K Ryan Longwell (1,054) in Week 2 vs. Seattle.
- Set an NFL record with 1,037 points in his first eight seasons (2007-14), topping the previous league record held by New England K Stephen Gostkowski (1,023, 2006-2013).
- Holds the all-time franchise mark for combined points (regular season/postseason) with 1,166.
- Is one of only three players in league history to register three or more 140-point seasons (Gostkowski, David Akers).

2015 SEASON: Has connected on all six of his field-goal attempts and all 10 extra points...Is tied for No. 7 in the NFL with 28 points on the season...Has registered eight touchbacks.

►**at Chicago Bears (Sept. 13):** Connected on his lone FG attempt of the afternoon, a 37-yarder in the second quarter, and all four of his extra-point attempts...Posted three touchbacks on six kickoffs.

►**vs. Seattle Seahawks (Sept. 20):** Made all four of his FG attempts, including a 21-yarder with just under two minutes remaining that gave Green Bay a 10-point lead (27-17) and made him the all-time leading scorer in franchise history as he surpassed Longwell (1,054) for the career mark...Drilled a 54-yard FG in the first quarter, the 24th of his career from 50-plus yards.

►**vs. Kansas City Chiefs (Sept. 28):** Posted eight points, connecting on all five of his extra points and his lone FG attempt of the evening, a 44-yarder in the second quarter that extended Green Bay's lead to 17-7...Registered three touchbacks on his seven kickoffs.

76 Mike Daniels, DT, 4th Year, Iowa

- Started all 16 games for the first time in his career in 2014 and registered a career-high 69 tackles. His 5½ sacks led the Packers defensive line and were No. 3 on the team.
- Paced Green Bay in both QB hits (19) and pressures (22) in 2014.
- Became a prominent part of the rotation on the defensive line in his second season in 2013, playing in all 16 games with one start and serving as one of the featured interior rushers in the team's nickel defense.

2015 SEASON: Has started all three games at DT and has recorded 13 tackles (six solo), 2.5 sacks (tied for the team lead), a forced fumble, three QB hits and two pressures.

►**at Chicago Bears (Sept. 13):** Started at DT and posted four tackles (one solo), a QB hit and a pressure.

►**vs. Seattle Seahawks (Sept. 20):** Started at DT and led the defensive line with five tackles (three solo), a sack, a QB hit and a pressure...Walked back C Drew Nowak and brought down QB Russell Wilson as he stepped up in the pocket for a zero-yard sack early in the second quarter...Helped limit RB Marshawn Lynch to just 41 yards on 15 carries (2.7 avg.)...With two minutes remaining in the first half, fought off a block by T Garry Gilliam to drop Lynch for no gain on a third-and-3 as the defense forced a Seattle punt and helped set up a FG before the half.

►**vs. Kansas City Chiefs (Sept. 28):** Started at DT, appearing on 38 plays, and led the line with four tackles (two solo) and 1.5 sacks...Early in the third quarter, fought off a block by G Ben Grubbs to get to QB Alex Smith for a 7-yard sack that was split with LB Mike Neal...Later in the third quarter, walked back G Laurent Duvernay-Tardif for a sack/forced fumble on Smith, one that was recovered by the Chiefs...Also posted a tackle for a loss earlier in the game when he blew past T Eric Fisher to bring RB Jamaal Charles down for a 3-yard loss on a first-quarter run...Helped limit Charles to just 49 yards rushing on 11 carries (4.5 avg.), with a long run of 13 yards.

91 Jayrone Elliott, LB, 2nd Year, Toledo

- After making the 53-man roster, played in 13 regular-season games and both postseason contests as a rookie in 2014, contributing primarily on special teams.
- Finished the season with 15 special teams tackles, No. 1 among Packers

rookies and No. 2 on the team behind S Sean Richardson (17).

• Posted a team-high six tackles on special teams during the postseason.
2015 SEASON: Has played in all three games and has registered five tackles (all solo), a sack, a QB hit, two pressures, a forced fumble, an interception and a pass defended...Also is tied for the team lead with five tackles on special teams.

►**at Chicago Bears (Sept. 13):** Played a team-high 21 snaps on special teams and 19 on defense...Recorded a career-high two tackles (both solo) on defense and added two pressures, chasing QB Jay Cutler out of the pocket to force an incompletion on Chicago's opening drive...Added a tackle on special teams.

►**vs. Seattle Seahawks (Sept. 20):** Had a hand in both of Green Bay's takeaways, with the turnovers coming on back-to-back series in the fourth quarter to help seal the victory...Posted his first career interception midway through the fourth after the Packers had just taken a 24-17 lead...On the play, was lined up at LOLB and dropped back into coverage to make a one-handed INT with his right hand as he stepped in front of RB Marshawn Lynch on a screen pass thrown by QB Russell Wilson...Fumbled on the return, but recovered the ball at the Seattle 37 to help set up a 21-yard Mason Crosby FG that put Green Bay up, 27-17...After Crosby's field goal, chased down RB Fred Jackson after a short completion to punch the ball out, where it was recovered by DB Micah Hyde at the Green Bay 31 to seal the win... Also played a team-high 22 snaps on special teams and tied for the team lead with two tackles, including a stop of WR Tyler Lockett for zero yards on a third-quarter punt return at the Seattle 46.

►**vs. Kansas City Chiefs (Sept. 28):** Played 15 snaps on defense and registered the first sack of his career...Early in the third quarter, came off the left end unblocked and split RB Jamaal Charles and G Ben Grubbs as they attempted to block him in the backfield on his way to QB Alex Smith, who he brought down for a 10-yard loss at the Kansas City 35...Finished with two solo tackles...Played a team-high 25 snaps on special teams and tied for the team lead with two tackles.

99 Bruce Gaston, DT, 2nd Year, Purdue

• Was a gameday inactive for the Packers' final four games of the regular season and both playoff contests in 2014.

• Was signed by Green Bay to the active roster from the Arizona's practice squad in December 2014. Also spent time on the active rosters of the Cardinals and Dolphins last season.

• Entered the league as a non-drafted free agent with Arizona in May 2014 after lettering all four years at Purdue, where he played in 50 games with 44 starts.

2015 SEASON: Has played in two games, seeing limited time on defense.

►**at Chicago Bears (Sept. 13):** Played five snaps on defense.

►**vs. Seattle Seahawks (Sept. 20):** Inactive (healthy scratch).

►**vs. Kansas City Chiefs (Sept. 28):** Played 11 snaps on defense and recorded a solo tackle.

61 Brett Goode, LS, 8th Year, Arkansas

• One of only two Packers (K Mason Crosby) to appear in all 115 regular-season games since 2008.

• Has appeared in all 114 regular-season games and 11 playoff contests since joining the club, having recorded 12 coverage tackles and a fumble recovery in his seven-plus seasons, including a career-best five tackles in 2010.

• Has snapped for all six of the longest field goals in franchise history (all by Crosby).

2015 SEASON: Has played in all three games, handling snapping duties for all punts and placements.

►**at Chicago Bears (Sept. 13):** Handled snapping duties for P Tim Masthay's two punts and K Mason Crosby's four extra points and FG.

►**vs. Seattle Seahawks (Sept. 20):** Snapped for all punts and placements, including Crosby's 21-yard FG with just under two minutes remaining that made Crosby the all-time leading scorer in franchise history as he surpassed K Ryan Longwell (1,054 points) for the career mark.

►**vs. Kansas City Chiefs (Sept. 28):** Snapped for Crosby's five extra points and one FG and Masthay's five punts.

39 Demetri Goodson, CB, 2nd Year, Baylor

- Saw action in six games and was inactive for 10 contests and both post-season games as a rookie last season.
- Registered six special teams tackles, No. 2 on the team among rookies behind only LB Jayrone Elliott.
- Earned honorable mention All-Big 12 recognition as a senior in 2013, appearing in 11 games with 10 starts and posting career highs in tackles (26), interceptions (three) and passes defended (16).

2015 SEASON: Has played in both games on special teams and has one tackle.

▶**at Chicago Bears (Sept. 13):** Played nine snaps on special teams.

▶**vs. Seattle Seahawks (Sept. 20):** Appeared on 18 plays on special teams and registered one tackle.

▶**vs. Kansas City Chiefs (Sept. 28):** Inactive due to a hamstring injury sustained vs. Seattle in Week 2.

36 LaDarius Gunter, CB, Rookie, Miami

- One of two rookie free agents to make Green Bay's opening-day roster, joining RB Alonzo Harris.
- Registered a team-high five passes defended and an interception for Green Bay during the preseason.
- Lettered all three years at Miami, starting 30 of 37 games played and recording 111 tackles (76 solo), three tackles for a loss, a forced fumble, two fumble recoveries, six interceptions and 18 pass breakups.

2015 SEASON: Has played in one game and was inactive for two others (healthy scratch).

▶**at Chicago Bears (Sept. 13):** Inactive (healthy scratch).

▶**vs. Seattle Seahawks (Sept. 20):** Inactive (healthy scratch).

▶**vs. Kansas City Chiefs (Sept. 28):** Made his NFL debut, playing three snaps on defense and five on special teams.

46 Alonzo Harris, RB, Rookie, Louisiana-Lafayette

- One of two rookie free agents to make Green Bay's opening-day roster, joining CB LaDarius Gunter.
- Rushed for 85 yards on 21 carries (4.0 avg.) during the preseason, highlighted by a 25-yard TD run.
- Posted 3,330 rushing yards on 704 carries (4.7 avg.) at Louisiana-Lafayette, the third-highest yardage total in school history, and added 44 rushing TDs.

2015 SEASON: Has played in one game and was inactive (healthy scratch) for two others.

▶**at Chicago Bears (Sept. 13):** Inactive (healthy scratch).

▶**vs. Seattle Seahawks (Sept. 20):** Inactive (healthy scratch).

▶**vs. Kansas City Chiefs (Sept. 28):** Made his NFL debut, appearing on four plays on offense and nine on special teams...On his first pro carry, which came late in the first quarter, picked up 16 yards down to the Kansas City 8 to help set up a 3-yard TD pass from QB Aaron Rodgers to WR Randall Cobb two plays later.

29 Casey Hayward, CB, 4th Year, Vanderbilt

- Was tied for No. 1 on the Packers in INTs (three, CB Tramon Williams) and was No. 2 in fumble recoveries (two) in 2014.
- Was tied for No. 1 on the team (LB Julius Peppers) and No. 7 in the NFL in 2014 for total takeaways with five (three INTs, two fumble recoveries).
- In 2014, was one of only two players in the NFL to register an INT return for a TD and a fumble recovery for a TD (DE J.J. Watt).

2015 SEASON: Has played in all three games with one start at LCB...Has posted 10 tackles (eight solo) and two passes defended.

▶**at Chicago Bears (Sept. 13):** Played 66 snaps on defense and registered two tackles (one solo) and a pass defended, breaking up a QB Jay Cutler pass intended for WR Eddie Royal late in the first half.

▶**vs. Seattle Seahawks (Sept. 20):** Started at LCB and played 56 of 60 snaps...Posted three tackles (two solo).

▶**vs. Kansas City Chiefs (Sept. 28):** Didn't start as the defense opened up with three safeties, but played 70 of 71 snaps and registered five tackles (all solo), including a tackle for a loss, and a pass defended... Was lined up in the slot against WR Jeremy Maclin on the first play of the second half, avoiding a block from Maclin to bring TE Travis Kelce down

for a 3-yard loss at the Kansas City 17 on a short pass in the flat.

7 Brett Hundley, QB, Rookie, UCLA

- Finished second in the NFL with a 129.6 passer rating during the pre-season, connecting on 45 of 65 passes (69.2 percent) for a league-high seven TDs with one INT.

• Finished his career at UCLA ranked No. 1 in school history in passing TDs (75), total offense (11,713 yards) and completions (837) despite playing just three seasons for the Bruins.

• Ranks No. 2 in school annals in passing yards (9,966), 300-yard passing games (10), rushing yards by a QB (1,747) and rushing TDs by a QB (30).

2015 SEASON: Has been inactive (healthy scratch) for all three games.

33 Micah Hyde, DB, 3rd Year, Iowa

• Is tied for No. 1 in franchise history (Desmond Howard, Will Blackmon) with three career punt returns for TDs.

• Averaged 15.8 yards on 14 punt returns in 2014, No. 1 in the NFL among players with 14-plus returns and No. 3 in franchise history (min. 14 returns) for a single season, trailing only Billy Grimes (19.1 in 1950) and Willie Wood (16.1 in 1961).

• In 2014, set career highs in starts (12), total tackles (55), solo tackles (46) and passes defended (12). Also registered the first two interceptions of his career last season.

2015 SEASON: Has started all three games, opening two at SS and the other as the third CB...Has registered 11 (all solo), a fumble recovery and a pass defended...Has also served as the punt returner, posting a 7.5-yard average on four returns.

▶**at Chicago Bears (Sept. 13):** Started at SS in place of an injured Morgan Burnett (calf) and was one of three defensive players to appear on all 77 snaps...Posted four tackles (all solo) and also served as the team's punt returner, but did not have any returns.

▶**vs. Seattle Seahawks (Sept. 20):** Started as the third CB as the Packers opened in nickel...Played 47 of 60 snaps on the evening, posting five tackles (all solo), a fumble recovery and a pass defended...Posted his first career fumble recovery to seal the win, scooping up RB Fred Jackson's fumble that was forced by LB Jayrone Elliott at the Green Bay 31 with 22 seconds remaining...Added a tackle on special teams.

▶**vs. Kansas City Chiefs (Sept. 28):** Started at SS for the second time on the season for an injured Burnett (calf), appearing on all 71 plays, one of only two defenders to do so...Registered two solo tackles and had four punt returns for 30 yards (7.5 avg.).

83 Jeff Janis, WR, 2nd Year, Saginaw Valley State

• Led the team with three TD catches during the 2015 preseason, finishing with 10 receptions for 149 yards (14.9 avg.).

• Appeared in three contests as a rookie in 2014, posting two receptions for 16 yards (8.0 avg.).

• Was inactive (healthy scratch) for the other 13 regular-season games and both playoff contests.

2015 SEASON: Has played in all three games and ranks No. 3 on the team with four tackles on special teams.

▶**at Chicago Bears (Sept. 13):** Played nine snaps on special teams and one on offense.

▶**vs. Seattle Seahawks (Sept. 20):** Appeared on 15 snaps on special teams and registered two tackles, the first of his career on special teams... Made a tackle of WR Tyler Lockett on the final play of the first half at the Seattle 25, limiting him to just an 11-yard kickoff return.

▶**vs. Kansas City Chiefs (Sept. 28):** Tied for the team lead with two tackles on special teams...Also saw action on offense with WR Davante Adams departing in the first quarter (ankle), playing a career-high 16 snaps.

95 Datone Jones, DE, 3rd Year, UCLA

• Played in 13 games with three starts and appeared in both playoff contests in 2014. Ranked No. 4 on the team in pressures (15) and tied for No. 5 in QB hits (eight) during the regular season.

• In the 2014 postseason contest against Dallas, became the first Packer to register a blocked FG and a fumble recovery in a playoff game.

- Was one of four Packers to appear in all 16 games as a rookie in 2013, joining T David Bakhtiari, S Chris Banjo and CB Micah Hyde.

2015 SEASON: Has played in two games and has posted three tackles (all solo), a QB hit and a pressure.

► **at Chicago Bears (Sept. 13):** Did not play (reserve/suspended).

► **vs. Seattle Seahawks (Sept. 20):** Made his season debut, appearing on 15 plays...Posted two solo tackles, a QB hit and a pressure...Got into the backfield to stop RB Marshawn Lynch for a 1-yard loss on a run in the third quarter.

► **vs. Kansas City Chiefs (Sept. 28):** Played 22 snaps on defense and posted a solo tackle.

89 James Jones, WR, 9th Year, San Jose State

- Re-signed with the Packers in September 2015, returning to the team that he spent his first seven seasons in the league (2007-13) with before joining Oakland in 2014.

- Ranks 12th in franchise history in receiving yards (4,524), tied for 11th in receptions (322) and 10th in receiving TDs (41).

- Led the NFL with 14 TD catches in 2012, the first Packer to lead the league in the category since WR Sterling Sharpe did so with his franchise-record 18 in 1994.

2015 SEASON: Has started all three games as the third WR and has 12 receptions for 219 yards (18.3 avg.) and four TDs...Is tied for the team lead in TD catches and is also tied for No. 2 in the league...Among players with 10-plus receptions, ranks No. 3 in the NFL with an 18.3-yard receiving average and No. 2 with a first-down percentage of 83.3 (10 of 12)...Leads the team with four catches of 25-plus yards.

► **at Chicago Bears (Sept. 13):** In his first game back in a Green Bay uniform, started as the third WR and led the team with two TD receptions as part of a four-catch, 51-yard (12.8 avg.) afternoon...Became the first Packer to have two TD catches in a season opener since WR Antonio Freeman in 1998...Late in the first quarter, was split out wide to the left and made a leaping grab with his left hand over CB Alan Ball for the 13-yard score on the side of the end zone to put Green Bay up, 7-3...On his second TD, which came early in the third quarter, was split out left again and beat Ball on a slant for the 1-yard score...Caught a team-long 34-yard pass from Rodgers in the second quarter with Ball covering him.

► **vs. Seattle Seahawks (Sept. 20):** Started as the third WR and played 70 of 71 snaps, catching a TD pass for the second straight game...The score came on the opening drive as Jones was split out wide to the right, matched up against CB Richard Sherman...Rodgers drew DE Michael Bennett offside, creating a free play as Jones beat Sherman to the inside as Rodgers stepped up in the pocket and found him over the middle at the front of the end zone for the 29-yard score.

► **vs. Kansas City Chiefs (Sept. 28):** Led the team with 139 receiving yards and a TD on seven catches (19.9 avg.), the third-highest single-game yardage output of his career...Brought his season total to four TD catches, joining Cobb as the first Packers to post four receiving TDs in the first three games of the season since TE Keith Jackson did so in 1996...Became the first Packer to post a TD catch in each of the first three games of the season since TE Bubba Franks in 2001...On the 27-yard TD catch, which came with just under a minute remaining in the first half, was split out wide to the left against CB Marcus Cooper...Streaked down the field after the Chiefs jumped offside, making the back-shoulder catch in the end zone with Cooper losing his footing...Five of his seven catches went for first downs, including a team-long 52-yarder early in the fourth quarter that came on another free play...After the Chiefs jumped offside, made a back-shoulder grab down the seam at the Chiefs' 42 as S Tyvon Branch fell to the ground, taking it all the way down the right sideline to the Kansas City 8 to set up Rodgers' 4-yard TD pass to Cobb three plays later.

30 John Kuhn, FB, 10th Year, Shippensburg

- Has played in 125 games with the Packers (2007-14), the most by an offensive player on the team over that span.

- Selected to the Pro Bowl in 2014, his second career selection (2011), and was named first-team All-Pro by *The Associated Press* for the first time in his career. Became the first Green Bay fullback since William Henderson

in 2004 to be named to the Pro Bowl and earn first-team All-Pro honors in the same season.

- Has blocked for a 1,000-yard rusher in four of his last seven seasons (Ryan Grant, 2008-09; Eddie Lacy, 2013-14).

2015 SEASON: Has played in all three games, seeing time on offense and special teams...Has registered one tackle on special teams.

► **at Chicago Bears (Sept. 13):** Played seven snaps on offense and six on special teams.

► **vs. Seattle Seahawks (Sept. 20):** Appeared on nine plays on offense and eight on special teams.

► **vs. Kansas City Chiefs (Sept. 28):** Played 13 snaps on offense and 10 on special teams, recording a tackle.

27 Eddie Lacy, RB, 3rd Year, Alabama

- Holds the franchise record for the most total TDs (24) and the most rushing yards (2,317) by a player in his first two seasons in the NFL (2013-14).

- With 1,139 rushing yards in 2014, became just the fifth player in franchise history to register back-to-back 1,000-yard rushing seasons.

- Registered 100-plus yards from scrimmage in each of the last nine games last season, the longest streak in team history.

- Was named the NFL Offensive Rookie of the Year by *The Associated Press* in 2013, joining RB John Brockington (1971) as the only Packers to win the award since its inception in 1957.

2015 SEASON: Has started all three games and leads the team with 140 yards on 32 attempts (4.4 avg.) with one TD...Also has five receptions for 55 yards (11.0 avg.).

► **at Chicago Bears (Sept. 13):** Paced the offense with 85 yards on 19 attempts (4.5 avg.), including a 2-yard TD plunge with just under two minutes remaining that gave Green Bay a 31-16 lead...Rushed for five first downs and added two catches for 14 yards (7.0 avg.), highlighted by a one-handed grab late in the first quarter...Extended to make the catch with his left hand on a shovel pass from QB Aaron Rodgers to pick up 9 yards and the first down.

► **vs. Seattle Seahawks (Sept. 20):** Started and had three carries for 9 yards (3.0 avg.), but left the game in the first quarter due to an ankle injury and did not return.

► **vs. Kansas City Chiefs (Sept. 28):** Despite being limited in practice during the week due to the ankle injury, started and rushed for 46 yards on 10 carries (4.6 avg.)...Added three receptions for 41 yards (13.7 avg.), highlighted by his 26-yard reception on Green Bay's opening TD drive when he caught a flip pass from Rodgers and hurdled LB Josh Mauga before taking it down the left sideline to the Kansas City 8.

70 T.J. Lang, G, 7th Year, Eastern Michigan

- Has started 66 games over the past four-plus seasons (2011-15), the most by any Green Bay player on the offensive side of the ball over that span.

- Opened all 16 contests at RG in 2014 and was named a Pro Bowl alternate for the first time in his career.

- Has started 69 games during his career, opening contests at four different positions (35 at RG, 27 at LG, five at RT, two at LT).

2015 SEASON: Has started all three games at RG...Part of a line that has allowed just three sacks this season, which is tied for No. 6 in the NFL...Has helped the Packers average 32.0 points per game, which ranks No. 4 in the league.

► **at Chicago Bears (Sept. 13):** Started at RG and played all 60 snaps as the offensive line didn't allow a sack of QB Aaron Rodgers...Protected Rodgers as he threw for 189 yards and three TDs on 18-of-23 passing for a 140.5 passer rating...Helped clear holes for a ground game that produced 133 yards on 30 carries (4.4 avg.), highlighted by RB Eddie Lacy's 85 yards on 19 attempts (4.5 avg.).

► **vs. Seattle Seahawks (Sept. 20):** Started at RG and played all 71 snaps...Helped protect Rodgers as he connected on 25 of 33 passes for 249 yards and two TDs with no INTs for a 116.9 passer rating...With Lacy departing after just eight snaps due to an ankle injury, helped clear holes for RB James Starks as he racked up 95 yards on 20 carries (4.8 avg.)... With 127 yards as a team on 29 attempts (4.4 avg.), it marked the first time

since 2004 that the Packers posted 125-plus rushing yards in both of the first two games...Combo-blocked DE Michael Bennett with C Corey Linsley on Starks' game-long 35-yard run midway through the third quarter.

►**vs. Kansas City Chiefs (Sept. 28):** Started at RG and played all 76 snaps...Protected Rodgers as the line allowed just one sack to a Kansas City defense that had registered eight sacks in the first two games... Helped give Rodgers time to complete 24 of 35 passes for 333 yards and five TDs with no INTs, the fourth game of his career with five-plus TD passes, a franchise record...Also helped clear holes for a rushing attack that delivered 123 yards on 32 attempts (3.8 avg.), the third straight game this season that the Packers have registered 120-yards on the ground...It marked the first time since 1996 that Green Bay began a season with three consecutive 120-yard rushing games.

63 Corey Linsley, C, 2nd Year, Ohio State

- Started every game in 2014, becoming the first rookie center to do so for the Packers since the league went to a 16-game schedule in 1978.
- Was named to the PFWA's All-Rookie team, the first Green Bay center to be honored since its inception in 1974.
- Became the first Green Bay rookie to start at center in the season opener since the 1970 AFL-NFL merger.
- Was the only player on offense to play every snap for the Packers in 2014.

2015 SEASON: Has started all three games at C...Part of a line that has allowed just three sacks this season which is tied for No. 6 in the NFL... Has helped the Packers average 32.0 points per game, which ranks No. 4 in the league.

►**at Chicago Bears (Sept. 13):** Started at C and played all 60 snaps as the offensive line didn't allow a sack of QB Aaron Rodgers...Protected Rodgers as he threw for 189 yards and three TDs on 18-of-23 passing for a 140.5 passer rating...Helped clear holes for a ground game that produced 133 yards on 30 carries (4.4 avg.), highlighted by RB Eddie Lacy's 85 yards on 19 attempts (4.5 avg.).

►**vs. Seattle Seahawks (Sept. 20):** Started at C and played all 71 snaps...Helped protect Rodgers as he connected on 25 of 33 passes for 249 yards and two TDs with no INTs for a 116.9 passer rating...With Lacy departing after just eight snaps due to an ankle injury, helped clear holes for RB James Starks as he racked up 95 yards on 20 carries (4.8 avg.)... With 127 yards as a team on 29 attempts (4.4 avg.), it marked the first time since 2004 that the Packers posted 125-plus rushing yards in both of the first two games...Combo-blocked DE Michael Bennett with G T.J. Lang on Starks' game-long 35-yard run midway through the third quarter, knocking Bennett to the ground and then moving on to block LB K.J. Wright.

►**vs. Kansas City Chiefs (Sept. 28):** Started at C and played all 76 snaps...Protected Rodgers as the line allowed just one sack to a Kansas City defense that had registered eight sacks in the first two games... Helped give Rodgers time to complete 24 of 35 passes for 333 yards and five TDs with no INTs, the fourth game of his career with five-plus TD passes, a franchise record...Also helped clear holes for a rushing attack that delivered 123 yards on 32 attempts (3.8 avg.), the third straight game this season that the Packers have registered 120-yards on the ground...It marked the first time since 1996 that Green Bay began a season with three consecutive 120-yard rushing games.

8 Tim Masthay, P, 6th Year, Kentucky

- Ranks No. 1 in team history (min. 150 attempts) in both career gross punting average (44.3) and career net punting average (38.3).
- Ranks No. 1 in team annals (since 1976) for the most career punts placed inside the 20 with 116, having surpassed Craig Hentrich's mark of 104 last season.
- Set a franchise record (since 1976) with a 38.95-yard net punting average in 2013, and holds the top four single-season marks (2010-13) in team annals.
- His 45.6-yard gross average in 2011 set a franchise record, eclipsing the 45.0-yard mark set by Hentrich in 1997. Holds two of the top four single-season gross punting averages in team history (44.6 in 2013).

2015 SEASON: Has posted a 45.1-yard gross average and a net average of 38.0 yards on 10 punts this season...Has also served as the holder for

all field goals and extra points.

►**at Chicago Bears (Sept. 13):** Punted twice for a 48.5-yard gross average and a 33.0-yard net...Had a long punt of 54 yards.

►**vs. Seattle Seahawks (Sept. 20):** Posted a 46.3-yard gross average and a 39.0-yard net average on three punts.

►**vs. Kansas City Chiefs (Sept. 28):** Punted five times on the evening, recording a 43.0-yard gross average and a net average of 39.4 yards...Placed two punts inside the 20.

52 Clay Matthews, LB, 7th Year, Southern California

- Ranks third in franchise history with 63.0 career sacks, trailing only DEs Kabeer Gbaja-Biamila (74.5) and Reggie White (68.5).

- Started all 16 games for the first time in his career in 2014, opening four at LOLB, six at ROLB and six at MLB. Played on the inside for the first time in his career beginning in Week 10.

- Named to his fifth career Pro Bowl in 2014 (the most by a Green Bay LB) after recording 69 tackles, a team-best 11.0 sacks (No. 12 in the NFL), an interception, two forced fumbles, six passes defensed, 17 QB hits (tied for No. 2 on the team) and 21 pressures (No. 2 on the team).

- Joined Houston DE J.J. Watt and Denver OLB DeMarcus Ware as the only players in the league with at least one interception, one forced fumble and 10 sacks in 2014.

2015 SEASON: Has started all three games at MLB and ranks No. 4 on the team with 15 tackles (12 solo)...Has added two sacks, four QB hits, a pressure, an interception and a pass defensed.

►**at Chicago Bears (Sept. 13):** Started at MLB and made one of the critical plays in the game with just under four minutes remaining when he picked off QB Jay Cutler in Green Bay territory with the Packers protecting a 24-16 lead...On the play, was lined up on the inside and dropped to his left into coverage, stepping in front of TE Martellus Bennett at the Green Bay 20 and returning the interception 42 yards as he took it down the left sideline before turning it up the field...It was the second-longest return of his career and the second straight year that he posted an INT return of 40-plus yards at Chicago (40-yard return, Sept. 28, 2014).

►**vs. Seattle Seahawks (Sept. 20):** Started at MLB and played all 60 snaps, one of four Green Bay defenders to do so...Registered two tackles (one solo) and helped limit RB Marshawn Lynch to just 41 yards on 15 carries (2.7 avg.).

►**vs. Kansas City Chiefs (Sept. 28):** Started at MLB and played 67 of 71 snaps...Registered two sacks, the 13th two-sack game of his career (No. 4 in team history)...Late in the third quarter, was lined up inside and then bounced it out to the left sideline to chase QB Alex Smith down and trip him up for a 1-yard sack at the Green Bay 38...Was standing up on the line in the fourth quarter and then blew past G Ben Grubbs to bring Smith down for a 7-yard sack at the Green Bay 49...Finished with three tackles (all solo).

88 Ty Montgomery, WR, Rookie, Stanford

- Finished his career at Stanford as the school's all-time leader in kickoff return yards with 2,493, besting Chris Owusu's mark of 2,132 yards from 2008-11.

- Posted 5,190 all-purpose yards with the Cardinal (334 rushing, 2,125 receiving, 238 PR, 2,493 KOR), the fourth most in school history behind Darrin Nelson, Glyn Milburn and Troy Walters.

- Earned second-team All-Pacific-12 honors as a return specialist and honorable mention All-Pac-12 recognition as a wide receiver as a senior in 2014.

2015 SEASON: Has played in all three games, seeing action on offense and special teams...Has six catches for 51 yards (8.5 avg.) and a TD... and has posted a 31.5-yard average on six kickoff returns...Is tied for No. 3 in the NFL in kickoff return average.

►**at Chicago Bears (Sept. 13):** Served as the primary kickoff returner, posting a 35.3-yard average on his three returns...Registered a 41-yard return to the Chicago 39 on his first career return and later added a 46-yarder on the opening kick of the second half to help set up a Green Bay TD drive.

►**vs. Seattle Seahawks (Sept. 20):** Saw the first action of his career

on offense, playing 25 snaps and catching four passes for 37 yards (9.3 avg.)...Three of the four catches came on Green Bay's go-ahead TD drive early in the fourth quarter, highlighted by a 17-yard grab...On the play, was lined up in the slot and caught a pass from QB Aaron Rodgers in the right flat, bouncing off tackle attempts by LB Bobby Wagner and CB Richard Sherman as he spun away for extra yardage...Also made a key play late in the first half when he drew a 52-yard pass interference penalty on Sherman as he streaked down the right sideline and made a leaping attempt for Rodgers' pass at the Seattle 35.

►**vs. Kansas City Chiefs (Sept. 28):** Saw significant action (66 snaps) with starting WR Davante Adams departing the game after just three plays due to an ankle injury...Caught two passes for 14 yards (7.0 avg.), highlighted by the first TD of his career, an 8-yard catch from Rodgers with just under 10 minutes remaining in the first quarter to give Green Bay a 7-0 lead...Was split out wide to the left against CB Marcus Cooper and made an inside move to gain separation before bouncing it back outside to make the grab from Rodgers and take it in for his first NFL score...Also posted a 32.0-yard average on his two kickoff returns.

55 Andy Mulumba, LB, 3rd Year, Eastern Michigan

• Saw action in two games on special teams in 2014 before being placed on season-ending injured reserve on Sept. 19 due to a knee injury.

• Appeared in 14 games with three starts as a rookie in 2013, recording 34 tackles (17 solo), a sack and a fumble recovery.

• One of three rookie free agents to make the opening-day roster in 2013, he was tied with CB Micah Hyde for the most starts by a Green Bay rookie on the defensive side of the ball with three. Was tied for No. 6 on the team with five tackles on special teams in '13.

2015 SEASON: Has played in two games, seeing time on defense and special teams...Has posted a solo tackle on defense and a tackle on special teams.

►**at Chicago Bears (Sept. 13):** Inactive (healthy scratch).

►**vs. Seattle Seahawks (Sept. 20):** Played 10 snaps on defense and three on special teams.

►**vs. Kansas City Chiefs (Sept. 28):** Posted a tackle on special teams, seeing action on 11 plays.

96 Mike Neal, LB, 6th Year, Purdue

• Has registered 14.5 sacks since 2012, good for No. 3 on the team over that span.

• Was limited to just nine games as a pro due to injuries over the course of his first two seasons (2010-11), but rebounded to play in 43 games with 14 starts over the last three seasons (2012-14), including all 16 contests in both 2013 and 2014.

• Enjoyed the finest season of his career in 2013 after transitioning to a hybrid OLB/DE role and going on to set new career highs in every major statistical category.

2015 SEASON: Has played in all three games with two starts, opening one contest at LOLB and one at ROLB...Has registered eight tackles (four solo) and a half-sack.

►**at Chicago Bears (Sept. 13):** Started at LOLB and played 55 snaps on the afternoon...Registered two tackles (both solo), including a stop of RB Matt Forte for a 1-yard loss on a third-quarter run.

►**vs. Seattle Seahawks (Sept. 20):** Started at ROLB and played 42 snaps, recording a season-high five tackles (two solo)...Stayed home at his ROLB spot to bring down QB Russell Wilson for a 2-yard loss on a zone-read play midway through the fourth quarter.

►**vs. Kansas City Chiefs (Sept. 28):** Played 44 snaps on defense and shared a sack with DT Mike Daniels early in the third quarter...Came off the right side and got past T Donald Stephenson to bring QB Alex Smith down for a 7-yard loss at the Kansas City 28.

51 Nate Palmer, LB, 3rd Year, Illinois State

• Spent the entire 2014 season on injured reserve due to a knee injury sustained in the final preseason game.

• Appeared in eight games as a rookie in 2013, making two starts at OLB and registering 18 tackles (12 solo). Added a tackle on special teams.

• Made his first career start in Week 7 vs. Cleveland with Clay Matthews and Nick Perry both sidelined with injuries, and posted six tackles (three solo).

2015 SEASON: Has played in all three games with two starts at BLB...Ranks No. 2 on the team with 18 tackles (12 solo) and has added two passes defended.

►**at Chicago Bears (Sept. 13):** Saw significant action in his hometown in relief of starting LB Sam Barrington, who left the game in the first quarter due to an ankle injury and did not return...Played 61 snaps and finished second on the team with a career-high nine tackles (six solo) and a pass defended.

►**vs. Seattle Seahawks (Sept. 20):** Started at BLB, the first start of his career on the inside, and led the linebackers with six tackles (four solo) and a pass defended...Helped limit RB Marshawn Lynch to just 41 yards on 15 carries (2.7 avg.).

►**vs. Kansas City Chiefs (Sept. 28):** Started at BLB, appearing on 35 plays, and registered three tackles (two solo)...Late in the first quarter, perfectly read a screen pass from QB Alex Smith to RB Jamaal Charles, fighting off a block by G Ben Grubbs to bring Charles down for just a 1-yard gain at the Kansas City 21...Helped limit Charles to just 49 yards rushing on 11 carries (4.5 avg.), with a long of 13 yards.

64 Mike Pennel, DT, 2nd Year, Colorado State-Pueblo

• Made the team as a rookie free agent and played in 13 games in 2014. One of two non-drafted rookie free agents to be on the Packers' 53-man roster for Week 1 (LB Jayrone Elliott).

• Recorded 18 tackles, the second most among Packers rookies last season, trailing only Ha Ha Clinton-Dix (95).

2015 SEASON: Has played in all three games with two starts and has posted seven tackles (three solo).

►**at Chicago Bears (Sept. 13):** Opened at DE, the first start of his NFL career, and played 13 snaps...Recorded two tackles (one solo).

►**vs. Seattle Seahawks (Sept. 20):** Played 20 snaps and registered three tackles (one solo) and a pressure...Helped limit RB Marshawn Lynch to just 41 rushing yards on 15 attempts (2.7 avg.)...Fought off blocks by T Garry Gilliam and G J.R. Sweezy to trip up Lynch for a 1-yard loss on run early in the second quarter.

►**vs. Kansas City Chiefs (Sept. 28):** Started at DE, playing 10 snaps and recording two tackles (one solo).

56 Julius Peppers, LB, 14th Year, North Carolina

• In his first season in Green Bay (2014), joined Houston DE J.J. Watt as the only players in the NFL to record a sack, a forced fumble, a fumble recovery, an interception and a defensive TD.

• In 2014, became the first LB in franchise history to post two TD returns on interceptions in the same season. Is the only player in NFL history with 100 sacks and four INT returns for TDs.

• Has been selected to the Pro Bowl eight times during his career (2004-06, 2008-12) and has been named first-team All-Pro by *The Associated Press* three times (2004, 2006, 2010). Was named to the NFL's All-Decade Team for the 2000s.

• Since entering the NFL in 2002, ranks No. 3 in the league in both sacks (128.0) and forced fumbles (43). His career sack total ranks No. 15 in NFL history (since 1982).

2015 SEASON: Has started all three games, opening two at ROLB and one at LOLB, and is tied for the team lead with 2.5 sacks...Has registered nine tackles (six solo) and two QB pressures.

►**at Chicago Bears (Sept. 13):** Started at ROLB and registered 1.5 sacks, moving past LB Derrick Thomas (126.5) for No. 15 in NFL history...On the first sack, a 2-yarder on third down on Chicago's opening drive that was shared with DT B.J. Raji, fought off T Kyle Long to bring Cutler down as the Bears were forced to settle for a field goal...On Chicago's next possession, beat Long again on third down, this time bringing Cutler down on his own for a 10-yard loss to force a Chicago punt...Finished with five tackles (all solo) and a QB pressure.

►**vs. Seattle Seahawks (Sept. 20):** Started at LOLB and recorded a sack and a pressure...Was credited with a 1-yard sack as he chased QB

Russell Wilson out of bounds early in the third quarter.

►**vs. Kansas City Chiefs (Sept. 28):** Opened at ROLB and registered three tackles (one solo), seeing action on 50 plays.

53 Nick Perry, LB, 4th Year, Southern California

• Set a career high with 15 games played in 2014. Appeared in both playoff contests, including his first postseason start, and finished No. 3 on the team with 1.5 sacks.

• Battled injuries in each of his first two seasons, but was productive when healthy, tallying six sacks and three forced fumbles in his first 17 professional contests.

• Posted career highs in every statistical category in 2013, including starts (six), tackles (42), solo tackles (22), sacks (four) and forced fumbles (three).

2015 SEASON: Has played in all three games with one start and has recorded nine tackles (six solo), a sack, a QB hit and a pressure.

►**at Chicago Bears (Sept. 13):** Played 31 snaps and registered an assisted tackle and a QB pressure.

►**vs. Seattle Seahawks (Sept. 20):** Appeared on 32 plays and posted a season-high five tackles (three solo)...On Seattle's opening drive, came from his ROLB spot to drop RB Marshawn Lynch in the backfield for a 3-yard loss at the Seattle 5 to force a punt.

►**vs. Kansas City Chiefs (Sept. 28):** Made his first start of the season, opening at LOLB and playing 33 snaps...Posted his first sack of the season when he blew past T Donald Stephenson and punched the ball out of QB Alex Smith's hand on the 6-yard sack, a fumble that was recovered by the Chiefs...Midway through the third quarter, came off the right side and walked Stephenson back to force Smith out of the pocket as he scrambled to his left and was picked off by CB Sam Shields at the Kansas City 19 to set up a Green Bay TD.

81 Andrew Quarless, TE, 6th Year, Penn State

• Appeared in all 16 games for the second straight season in 2014, opening a career-high 11 contests and posting career bests for receiving yards (323) and TD catches (three).

• Moved into a starting role in 2013 in Week 8 following TE Jermichael Finley's season-ending neck injury and responded with a career-best 32 catches for 312 yards (9.8 avg.) and two TDs.

• Sidelined for the entire 2012 campaign as he continued his rehabilitation from a significant knee injury sustained at the N.Y. Giants in Week 13 of the 2011 season.

2015 SEASON: Has played in all three games and has two catches for 14 yards (7.0 avg.).

►**at Chicago Bears (Sept. 13):** Played 24 snaps, helping to protect QB Aaron Rodgers as he was not sacked and threw for 189 yards and three TDs on 18-of-23 passing...Also helped clear the way for Green Bay's 133 rushing yards on 30 attempts (4.4 avg.).

►**vs. Seattle Seahawks (Sept. 20):** Appeared on 20 plays and helped block for RB James Starks, who registered 95 yards on 20 carries (4.8 avg.) in relief of injured RB Eddie Lacy...Came across the backfield to deliver a key block on LB Bruce Irvin to help spring Starks for a game-long 35-yard run midway through the third quarter.

►**vs. Kansas City Chiefs (Sept. 28):** Posted his first catches of the season, hauling in two passes for 14 yards (7.0 avg.), but sustained a knee injury on his 7-yard grab down to the Kansas City 22 after taking a low hit from CB Marcus Peters midway through the second quarter...Left the game and did not return.

90 B.J. Raji, DT, 7th Year, Boston College

• Earned his first bid to the Pro Bowl in 2011, becoming the first Green Bay defensive tackle since Bob Brown in 1972 to be voted to the all-star team.

• Missed the entire 2014 season with a biceps injury suffered during a preseason game vs. Oakland (Aug. 22).

• Played in 70 games from 2010-13 (including playoffs), tied for the second most in the NFL by a defensive lineman over that span.

• Led all NFL nose tackles with 6½ sacks in 2010, the most recorded by a nose tackle since Minnesota's Ken Clarke posted seven in 1990 (according

to STATS LLC).

2015 SEASON: Has started all three games at NOSE and ranks No. 2 on the defensive line with 11 tackles (six solo)...Has added a half-sack, a QB hit and two pressures.

►**at Chicago Bears (Sept. 13):** Started at NOSE and played 48 snaps.. Fought off a block by G Vladimir Ducasse to split a 2-yard sack of QB Jay Cutler with LB Julius Peppers on Chicago's opening drive, forcing the Bears to settle for a 28-yard Robbie Gould field goal.

►**vs. Seattle Seahawks (Sept. 20):** Started at NOSE and played 42 snaps, helping limit RB Marshawn Lynch to just 41 yards on 15 carries (2.7 avg.)...Posted four tackles (three solo) and a pressure...On Seattle's opening drive, fought off a block by C Drew Nowak to drop Lynch in the backfield for a 2-yard loss...Made another stop of Lynch for a 2-yard loss midway through the second quarter.

►**vs. Kansas City Chiefs (Sept. 28):** Started at NOSE and played 25 snaps, posting an assisted tackle...Helped limit RB Jamaal Charles to just 49 yards rushing on 11 carries (4.5 avg.), with a long of 13 yards.

23 Damarious Randall, CB, Rookie, Arizona State

• Earned first-team All-Pacific-12 honors at safety as a senior in 2014 after he led the Sun Devils in tackles (106) and passes defended (12) and tied for the team lead with three interceptions.

• Appeared in 12 games with nine starts as a junior in '13, his first season at Arizona State, and posted 71 tackles (48 solo), three interceptions, six passes defended and two forced fumbles.

• Was named an NJCAA first-team All-American in 2012 at Mesa (Ariz.) Community College after recording 69 tackles (50 solo), nine interceptions, 17 passes defended, a forced fumble and a fumble recovery.

2015 SEASON: Has played in all three games and has posted five tackles (three solo) and a team-high four passes defended.

►**at Chicago Bears (Sept. 13):** Played 61 snaps on defense and posted two tackles (one solo) and a team-high two passes defended...Broke up a QB Jay Cutler pass intended for WR Eddie Royal late in the first half and also broke up Cutler's deep pass intended for RB Matt Forte on the sideline in the third quarter inside the Green Bay 10-yard line.

►**vs. Seattle Seahawks (Sept. 20):** Played 14 snaps on defense and five on special teams...Registered a pass defended.

►**vs. Kansas City Chiefs (Sept. 28):** Played 54 snaps on defense and recorded three tackles (two solo) and a pass defended...Perfectly timed a hit on RB Charcandrick West on a pass in the flat late in the fourth quarter, drilling West near the Green Bay 30 to break up the pass.

28 Sean Richardson, S, 4th Year, Vanderbilt

• Played in all 16 games in 2014 for the first time in his career and led the team with a career-high 17 tackles on special teams.

• Returned to the field late in the 2013 season after suffering a neck injury that ended his rookie campaign prematurely in 2012.

• Was one of four non-drafted free agents to make the club's opening-day roster in 2012, joining T Don Barclay, WR Jarrett Boykin and LB Dezman Moses.

2015 SEASON: Has played in two games with one start...Has recorded two tackles (both solo) and a pass defended on defense and one tackle on special teams.

►**at Chicago Bears (Sept. 13):** Started his first career game as the Packers opened with three safeties on the field...Played 28 snaps on defense and 15 on special teams...Posted two solo tackles and a QB pressure on defense.

►**vs. Seattle Seahawks (Sept. 20):** Played four snaps on defense, recording a pass defended, and 19 on special teams.

►**vs. Kansas City Chiefs (Sept. 28):** Inactive due to an ankle injury sustained in practice on Sept. 25.

22 Aaron Ripkowski, FB, Rookie, Oklahoma

• Former walk-on played in 47 games, starting 17 contests in four seasons.

• Winner of the Don Key Award, presented annually to an Oklahoma Sooner senior who exemplifies all-around excellence in the classroom and on the field.

- Named first-team All-Big 12 by 247Sports.com and second-team All-Big 12 by the league's coaches after the 2014 season.
- Saw the most extensive offensive action as a senior, starting a career-best nine games and recording four touchdowns (three rushing and one receiving).

2015 SEASON: Has played in all three games on special teams and has posted one tackle.

► **at Chicago Bears (Sept. 13):** Played 12 snaps on special teams in his pro debut and recorded a tackle...Also fielded a squib kick by K Robbie Gould late in the first half but did not attempt a return.

► **vs. Seattle Seahawks (Sept. 20):** Appeared on 19 plays on special teams.

► **vs. Kansas City Chiefs (Sept. 28):** Played 22 snaps on special teams and saw the first action of his career on offense, appearing on three plays.

12 Aaron Rodgers, QB, 11th Year, California

• Was named the NFL's Most Valuable Player by *The Associated Press* in 2014 for the second time in his career (also 2011), becoming the eighth player in league history to win the award multiple times.

• Ranks No. 1 in NFL history (min. 1,500 attempts) with a career passer rating of 106.8, more than nine points ahead of No. 2 Tony Romo (97.6). Also ranks No. 1 in league annals in career INT percentage (1.60) and TD/INT ratio (4.14, 236/57) and ranks No. 3 in completion percentage (66.0) and yards/attempt (8.23).

• Is the only quarterback in league history to record a 100-plus passer rating in six consecutive seasons (2009-14), with no other QB doing so in more than four straight seasons.

• In 106 career regular-season starts, has posted 40 games with 300-plus passing yards, 63 without an interception (min. 15 attempts) and 65 with a 100-plus passer rating.

2015 SEASON: Ranks No. 1 in the NFL with a 135.4 passer rating, connecting on 67 of 91 passes (73.6 percent) for 771 yards and 10 TDs with no INTs...Joins Peyton Manning (12/0, 2013) as the only QBs in NFL history to throw 10-plus TDs with zero INTs in the first three games of a season...Leads the league in TD passes and TD percentage (11.0)...Also ranks No. 5 in the league in completion percentage...Has rushed for 74 yards on 16 carries (4.6 avg.), picking up five first downs.

► **at Chicago Bears (Sept. 13):** Posted a 140.5 passer rating, the top mark of his career in a season opener, as he connected on 18 of 23 passes (78.3 percent) for 189 yards and three TDs with zero INTs...Posted three TD passes/zero INTs/140-plus passer rating for the third straight game against Chicago (both contests in 2014), the lone NFL quarterback to do so against a single opponent (has also done it vs. Minnesota, 2010-11)...Also became the first QB in NFL history to have 13 TD passes and zero INTs over a three-game span vs. one opponent (Chicago)...Found WR James Jones twice for TDs (13 yards, 1 yard) and WR Randall Cobb on a perfectly placed throw over Cobb's shoulder for a 5-yard TD early in the fourth quarter that gave Green Bay a 24-16 lead...Added 35 rushing yards and picked up three first downs on eight carries (4.4 avg.), his best rushing-yardage total since posting 57 yards on five attempts at Indianapolis on Oct. 7, 2012.

► **vs. Seattle Seahawks (Sept. 20):** Connected on 25 of 33 passes (75.8 percent) for 249 yards and two TDs with no INTs for a 116.9 passer rating, his 13th straight home game with a 100-plus passer rating (min. five att.)...Threw a 29-yard TD pass down the middle to Jones on the Packers' opening drive after drawing DE Michael Bennett offside, stepping up in the pocket to find Jones...Early in the fourth quarter with Green Bay trailing, 17-16, stepped up in the pocket and moved to his left before finding TE Richard Rodgers for a 5-yard TD pass and then a two-point conversion to put Green Bay up for good, 24-17...On the drive, completed all eight of his passes for 78 yards on the 10-play, 80-yard drive...Dating back to last season, has now completed 75.0 percent or more of his passes in four straight regular-season games (min. 20 att.), the first QB in team history to accomplish that feat.

► **vs. Kansas City Chiefs (Sept. 28):** Threw for a season-high 333 yards and a season-best five TDs on 24-of-35 passing (68.6 percent)

for a 138.5 passer rating...Threw for five-plus TDs for the fourth time in his career, topping QB Brett Favre's franchise record of three...Tied an NFL record (Kurt Warner, 1999-2000) by posting a 100-plus passer rating and 15-plus attempts in his 10th straight home game in the regular season...Did not throw an INT for the 16th time in the last 19 regular-season games...Brought his streak of TD passes without an interception at Lambeau Field to 43 in the regular season, more than twice as long as any other streak of TD passes without an INT in home games in NFL history...Found Cobb three times for TDs (3, 4, 4) and Jones for the second straight week on a free play after drawing the Chiefs offside, connecting with him for a 27-yard TD on a back-shoulder throw late in the first half to give Green Bay a 24-7 lead at the break.

82 Richard Rodgers, TE, 2nd Year, California

• Played in all 16 games with five starts as a rookie in 2014 and made 20 catches for 225 yards (11.3 avg.) and two TDs.

• Became the first rookie TE to start for the Packers in a season opener since Jackie Harris opened in a two-tight-end set in 1990. Also became the first rookie TE to appear in all 16 games since Bubba Franks in 2000.

• His 43-yard grab at Chicago in Week 4 was the longest reception by a rookie TE in team history.

2015 SEASON: Has started all three games and has caught eight passes for 65 yards (8.1 avg.) and a TD.

► **at Chicago Bears (Sept. 13):** Started and played 37 snaps, catching three passes for 27 yards (9.0 avg.)...Caught a 20-yard pass over the middle in the first quarter on Green Bay's first TD drive of the game...Also had the first rushing attempt of his career, picking up 11 yards in the third quarter after QB Aaron Rodgers lateraled him the ball.

► **vs. Seattle Seahawks (Sept. 20):** Started and played 46 snaps, hauling in three passes for 23 yards (7.7 avg.) and a TD...With the Packers trailing 17-16 early in the fourth quarter, caught a 5-yard TD pass from Rodgers and also caught a two-point conversion on the next play to put Green Bay up, 24-17, a lead they would not relinquish...On the TD, was lined up in the left slot and ran toward the corner of the end zone before coming back to make the grab over CB Cary Williams.

► **vs. Kansas City Chiefs (Sept. 28):** Started and appeared on 53 snaps, hauling in two passes for 15 yards (7.5 avg.).

24 Quinten Rollins, CB, Rookie, Miami (Ohio)

• Played one season of college football and was named Mid-American Conference Defensive Player of the Year and first-team All-MAC.

• Started all 12 games in 2014 and tied the school single-season record for interceptions with seven, while also registering 72 tackles (53 solo), four tackles for a loss, a forced fumble, 16 passes defensed and a defensive touchdown.

• Played basketball for four seasons at Miami (Ohio) and ranked second in school history and 12th in conference history in steals (214). Finished his career ranked fourth at Miami in career assists (391), seventh in games started (106) and ninth in minutes played (3,448).

2015 SEASON: Has played in two games, seeing time on defense and special teams...Has posted two solo tackles on defense and one stop on special teams.

► **at Chicago Bears (Sept. 13):** Played five snaps on special teams in his NFL debut and made one tackle.

► **vs. Seattle Seahawks (Sept. 20):** Inactive (healthy scratch).

► **vs. Kansas City Chiefs (Sept. 28):** Played 17 snaps on defense and 20 on special teams...Recorded the first statistics of his career on defense, posting two solo tackles.

47 Jake Ryan, LB, Rookie, Michigan

• Started 41 of 46 games played at Michigan, appearing at inside linebacker as a senior after spending his first three seasons at outside linebacker and defensive end.

• Served as a team captain for his final two seasons and was a three-time winner (2012-14) of the Roger Zatkoff Award, given to Michigan's top LB.

• Earned the Bo Schembechler Award, given to the team's most valuable player, in 2014.

- Named first-team All-Big Ten by the coaches and media in 2014 and second-team All-Big Ten (media and *Phil Steele's College Football*) and honorable mention (coaches) in 2012.

2015 SEASON: Has played in all three games, seeing time on defense and special teams...Is tied for the team lead with five tackles on special teams.

▶**at Chicago Bears (Sept. 13):** Appeared on 14 plays on special teams in his NFL debut, pacing the team with three tackles.

▶**vs. Seattle Seahawks (Sept. 20):** Played 19 snaps on special teams and posted a tackle...Made a tackle of WR Tyler Lockett on a first-quarter kickoff return at the Seattle 20 despite being held on the play.

▶**vs. Kansas City Chiefs (Sept. 28):** Registered a tackle on special teams...Also saw the first action of his career on defense, playing four snaps before departing in the fourth quarter due to a hamstring injury.

37 Sam Shields, CB, 6th Year, Miami

- Earned his first career Pro Bowl selection in 2014, replacing Patriots CB Darrelle Revis, who played in the Super Bowl.

- Including playoffs, has registered 21 interceptions since 2010, No. 3 in the league among active players behind only Seahawks CB Richard Sherman (26) and Browns CB Tramon Williams (22).

- Recorded a franchise-leading fifth career postseason interception in the 2014 NFC Championship Game at Seattle.

- Had his finest statistical season in 2013, setting new career highs for starts (14), tackles (64), solo tackles (57) and passes defended (a team-high 25), and tied his previous career best with four INTs.

2015 SEASON: Has started all three games and ranks No. 3 on the team with 16 tackles (14 solo)...Is also tied for the team lead with an interception and has posted two passes defended.

▶**at Chicago Bears (Sept. 13):** Started as the lone CB as the defense opened with three safeties, and played 76 of 77 snaps...Led the secondary with eight tackles (six solo) and added a pass defended...Batted away a short pass by QB Jay Cutler intended for WR Alshon Jeffery in the end zone early in the second quarter.

▶**vs. Seattle Seahawks (Sept. 20):** Started at RCB and played all 70 snaps, one of four defenders to do so...Posted two solo tackles, including a stop of WR Tyler Lockett for no gain at the Seattle 10 on a bubble screen on the Seahawks' opening play of the game.

▶**vs. Kansas City Chiefs (Sept. 28):** Opened at LCB as the lone CB as the defense opened with three safeties for the second time in three games, appearing on 70 plays...Led the team with six tackles (all solo) and recorded his first INT of the season...Midway through the third quarter, backpedaled and made a leaping INT of QB Alex Smith's pass intended for WR Albert Wilson at the Kansas City 19, returning it 15 yards down the right sideline to set up a 4-yard TD pass from QB Aaron Rodgers to WR Randall Cobb on the next play...Made a key play late in the first half when he came up to bring down WR De'Anthony Thomas for a 7-yard loss on third down on a lateral from QB Alex Smith, forcing a Kansas City punt.

71 Josh Sitton, G, 8th Year, Central Florida

- Was named to his second career Pro Bowl in 2014, his second selection in the last three seasons and his first to the original team (replaced Mike Lupati in 2012).

- Was named first-team All-Pro by *Sporting News*, second-team All-Pro by *The Associated Press* and first-team All-NFL and All-NFC by the PFWA in '14.

- Has started 97 of a possible 99 games over the past six-plus seasons (2009-15), the most by a Packers offensive lineman over that span.

- Made the transition to left guard in 2013, starting every game there the past two seasons after spending his first five seasons with the club at right guard.

2015 SEASON: Has started all three games at LG...Part of a line that has allowed just three sacks this season, which is tied for No. 6 in the NFL...Has helped the Packers average 32.0 points per game, good for No. 4 in the league.

▶**at Chicago Bears (Sept. 13):** Started at LG and played all 60 snaps as the offensive line didn't allow a sack of QB Aaron Rodgers...Protected

Rodgers as he threw for 189 yards and three TDs on 18-of-23 passing for a 140.5 passer rating...Helped clear holes for a ground game that produced 133 yards on 30 carries (4.4 avg.), highlighted by RB Eddie Lacy's 85 yards on 19 attempts (4.5 avg.).

▶**vs. Seattle Seahawks (Sept. 20):** Started at LG and played all 71 snaps...Helped protect Rodgers as he connected on 25 of 33 passes for 249 yards and two TDs with no INTs for a 116.9 passer rating...With Lacy departing after just eight snaps due to an ankle injury, helped clear holes for RB James Starks as he racked up 95 yards on 20 carries (4.8 avg.)...With 127 yards as a team on 29 attempts (4.4 avg.), it marked the first time since 2004 that the Packers posted 125-plus rushing yards in both of the first two games...Sealed DT Brandon Mebane to help clear the way for Starks' game-long 35-yard run midway through the third quarter.

▶**vs. Kansas City Chiefs (Sept. 28):** Started at LG and played all 76 snaps...Protected Rodgers as the line allowed just one sack to a Kansas City defense that had registered eight sacks in the first two games...Helped give Rodgers time to complete 24 of 35 passes for 333 yards and five TDs with no INTs, the fourth game of his career with five-plus TD passes, a franchise record...Also helped clear holes for a rushing attack that delivered 123 yards on 32 attempts (3.8 avg.), the third straight game this season that the Packers have registered 120-yards on the ground...It marked the first time since 1996 that Green Bay began a season with three consecutive 120-yard rushing games.

44 James Starks, RB, 6th Year, Buffalo

- Played in all 16 games in 2014 for the first time in his career and rushed for 333 yards and two TDs on 85 attempts (3.9 avg.).

- Rushed for 493 yards and a career-high three TDs on 89 carries in 2013, an average of 5.54 yards per carry that ranked No. 1 in the NFL among players with 80-plus attempts.

- Was tied for No. 2 in the NFL in 2013 with three TD runs of 20-plus yards, trailing only Eagles RB LeSean McCoy (four).

2015 SEASON: Has played in all three games and ranks No. 2 on the team with 129 rushing yards on 39 attempts (3.3 avg.).

▶**at Chicago Bears (Sept. 13):** Posted 2 rushing yards on two attempts (1.0 avg.), appearing on 13 plays on offense.

▶**vs. Seattle Seahawks (Sept. 20):** With starting RB Eddie Lacy departing the game after just eight snaps because of an ankle injury, saw his most significant action in more than two years...Carried the ball 20 times for 95 yards (4.8 avg.), the most carries and yards he has had in a game since a 20-attempt, 132-yard effort vs. Washington in Week 2 in 2013 (Sept. 15)...Midway through the third quarter, ran through a sizable hole up the middle before bouncing it to the right and then down the sideline for a 35-yard gain, avoiding tackle attempts by S Earl Thomas and CB Richard Sherman to pick up extra yardage...Rushed for five first downs, which was tied for the second most in a game in his career (nine vs. Washington, Sept. 15, 2013).

▶**vs. Kansas City Chiefs (Sept. 28):** Rushed for 32 yards on a team-high 17 carries (1.9 avg.), his first time with 15-plus attempts in back-to-back games since Weeks 9 and 11 in 2012...Added a 19-yard reception in the first quarter on a screen pass down to the Kansas City 30, making LB Derrick Johnson miss on a tackle right after the catch and then eluding a tackle attempt by CB Phillip Gaines toward the end of the gain.

65 Lane Taylor, G, 3rd Year, Oklahoma State

- Played in all 16 games in 2014, seeing limited action on offense at both guard spots and as an extra lineman, and on special teams.

- Appeared on a career-high 63 snaps at New Orleans last season in Week 8, filling in at right guard following the first series for an injured T.J. Lang.

- Was one of three non-drafted rookie free agents to make Green Bay's opening-day roster in 2013.

2015 SEASON: Active for one game, but did not see any action, and was inactive (healthy scratch) for two others.

▶**at Chicago Bears (Sept. 13):** Inactive (healthy scratch).

▶**vs. Seattle Seahawks (Sept. 20):** Dressed, but did not see any action in the game.

▶**vs. Kansas City Chiefs (Sept. 28):** Inactive (healthy scratch).

48 Joe Thomas, LB, 1st Year, South Carolina State

- Was signed to Green Bay's 53-man roster on Sept. 21 from the Dallas Cowboys' practice squad. Was with the Packers during the 2015 pre-season.
- Entered the league with the Packers as a non-drafted free agent in May 2014. Was on Green Bay's practice squad for the final eight games of the regular season and both playoff contests last season..
- As a senior in 2013, was named the Mid-Eastern Athletic Conference Defensive Player of the Year after recording a team-high 115 tackles (82 solo), including 19 for a loss, 7.5 sacks, five passes defended, an interception, a forced fumble and a fumble recovery.

2015 SEASON: Has played in one game and has registered three tackles (all solo) and a sack...Has added one tackle on special teams.

►**vs. Kansas City Chiefs (Sept. 28):** Made his NFL debut, playing 38 snaps on defense and 23 on special teams (second most on the team)... Late in the first quarter, fought off a block from G Laurent Duvernay-Tardif to chase down QB Alex Smith as he avoided pressure in the pocket, bringing him down for a 2-yard sack to force a three-and-out...Finished with three tackles (all solo).

16 Scott Tolzien, QB, 5th Year, Wisconsin

- Spent the entire 2014 season on Green Bay's 53-man roster, but was a gameday inactive for the first 15 games and dressed but did not play in the season finale.
- Was on Green Bay's practice squad for the first eight games in 2013 before being signed to the active roster, appearing in three games with two starts on the season.
- Threw for 339 yards in his first career start (at N.Y. Giants, Week 11 of 2013), the most by a Green Bay QB in his first start with the team in franchise history.

2015 SEASON: Has served as the No. 2 QB for all three games, but has not seen any action.

73 JC Tretter, C/G, 3rd Year, Cornell

- Opened the first three preseason contests at center for Green Bay in 2014, but a knee injury sustained vs. Oakland (Aug. 22) would sideline him for the first half of the season. Went on to see limited action in the final eight regular-season games and both playoff contests.
- Saw time at both tackle spots and at LG in reserve duty in 2014.
- Spent the majority of his rookie campaign in 2013 on reserve/physically unable to perform after sustaining a significant ankle injury during the first practice of Organized Team Activities in the spring.

2015 SEASON: Has played in all three games, seeing limited action on offense and special teams.

►**at Chicago Bears (Sept. 13):** Played 11 snaps on special teams and one on offense, lining up as an extra lineman on the left side on RB Eddie Lacy's 2-yard TD run late in the game.

►**vs. Seattle Seahawks (Sept. 20):** Played nine snaps on special teams and one on offense, lining up as an extra lineman for a RB James Starks 2-yard run.

►**vs. Kansas City Chiefs (Sept. 28):** Appeared on 11 plays on special teams.

79 Josh Walker, G, 1st Year, Middle Tennessee State

- Was on Green Bay's practice squad for the final 13 games of the regular season and both playoff contests in 2014.
- Entered the league as a non-drafted free agent with Indianapolis in May 2014 and spent time on the Colts' practice squad early last season.
- A four-year letterman at Middle Tennessee State, he played in 49 games with 34 starts and earned second-team All-Conference USA honors as a senior.

2015 SEASON: Has played in all three games, seeing limited action on offense and special teams.

►**at Chicago Bears (Sept. 13):** Made his NFL debut, appearing on five snaps on special teams and three on offense, lining up as an extra lineman on the left side on three plays late in the fourth quarter.

►**vs. Seattle Seahawks (Sept. 20):** Played five snaps on special

teams (extra point and four field goals).

►**vs. Kansas City Chiefs (Sept. 28):** Appeared on six plays as an extra lineman on offense and six plays on special teams.

National Football League Game Summary

NFL Copyright © 2015 by The National Football League. All rights reserved. This summary and play-by-play is for the express purpose of assisting media in their coverage of the game; any other use of this material is prohibited without the written permission of the National Football League. Updated: 9/29/2015

Date: Monday, 9/28/2015

Kansas City Chiefs at Green Bay Packers

at Lambeau Field, Green Bay, WI

Start Time: 7:30 PM CDT

Game Day Weather

Game Weather: Light Showers
 Played Outdoor on Turf: DD GrassMaster

Temp: 67° F (19.4° C) Humidity: 93%, Wind: North 5 mph

Officials

Referee: Parry, John (132) Umpire: Pellis, Mark (131) Head Linesman: Bradley, Greg (98)
 Line Judge: Perlman, Mark (9) Side Judge: Gautreaux, Greg (80) Field Judge: Walker, Jabir (26)
 Back Judge: Paganelli, Perry (46) Replay Official: McGrath, Bob ()

Lineups

Kansas City Chiefs			Green Bay Packers				
Offense		Defense	Offense		Defense		
WR 19	J.Maclin	NT 92	D.Poe	WR 17	D.Adams	DE 64	M.Pennel
TE 84	D.Harris	RDE 97	A.Bailey	LT 69	D.Bakhtiari	NOSE 90	B.Raji
LT 79	D.Stephenson	LOLB 50	J.Houston	LG 71	J.Sitton	DT 76	M.Daniels
LG 66	B.Grubbs	LILB 56	D.Johnson	C 63	C.Linsley	LOLB 53	N.Perry
C 61	M.Morse	RILB 90	J.Mauga	RG 70	T.Lang	BLB 51	N.Palmer
RG 76	L.Duvernay-Tardif	ROLB 91	T.Hali	RT 67	D.Barclay	MLB 52	C.Matthews
RT 72	E.Fisher	LCB 22	M.Peters	TE 82	R.Rodgers	ROLB 56	J.Peppers
TE 87	T.Kelce	CB 23	P.Gaines	WR 18	R.Cobb	LCB 37	S.Shields
TE 80	J.O'Shaughnessy	SS 38	R.Parker	WR 89	J.Jones	SS 33	M.Hyde
QB 11	A.Smith	FS 29	E.Berry	QB 12	A.Rodgers	FS 21	H.Clinton-Dix
RB 25	J.Charles	RCB 31	M.Cooper	RB 27	E.Lacy	S 32	C.Banjo

Substitutions

P 2 D.Colquitt, K 5 C.Santos, WR 12 A.Wilson, WR 13 D.Thomas, WR 17 C.Conley, S 27 T.Branch, CB 30 J.Fleming, RB 34 K.Davis, RB 35 C.West, S 39 H.Abdullah, LS 41 J.Winchester, FB 42 A.Sherman, S 49 D.Sorensen, LB 51 F.Zombo, LB 53 R.Wilson, LB 55 D.Ford, LB 57 D.Alexander, DE 70 M.Devito, OL 71 J.Allen, OL 73 Z.Fulton, WR 81 J.Avant, DT 96 J.Howard

Substitutions

K 2 M.Crosby, P 8 T.Masthay, FB 22 A.Ripkowski, CB 23 D.Randall, CB 24 Q.Rollins, CB 29 C.Hayward, FB 30 J.Kuhn, CB 36 L.Gunter, RB 44 J.Starks, RB 46 A.Harris, LB 47 J.Ryan, LB 48 J.Thomas, LB 55 A.Mulumba, LS 61 B.Goode, C/G 73 J.Tretter, G 79 J.Walker, TE 81 A.Quarless, WR 83 J.Janis, WR 88 T.Montgomery, LB 91 J.Elliott, DE 95 D.Jones, LB 96 M.Neal, DT 99 B.Gaston

Did Not Play

QB 10 C.Daniel, DL 98 N.Williams

Did Not Play

QB 16 S.Tolzien

Not Active

QB 7 A.Murray, CB 20 S.Nelson, LB 54 D.Moses, OL 75 J.Reid, TE 82 B.Parker, WR 85 F.Hammond, DL 99 R.Nunez-Roches

Not Active

QB 7 B.Hundley, S 28 S.Richardson, CB 39 D.Goodson, S 42 M.Burnett, G 65 L.Taylor, T 75 B.Bulaga, TE 86 K.Backman

Field Goals (made () & missed)

		M.Crosby	(44)			
		1	2	3	4	OT Total
VISITOR:	Kansas City Chiefs	0	7	7	14	0 28
HOME:	Green Bay Packers	14	10	7	7	0 38

Scoring Plays

Team	Qtr	Time	Play Description (Extra Point) (Drive Info)	Visitor	Home
Packers	1	9:44	T.Montgomery 8 yd. pass from A.Rodgers (M.Crosby kick) (6-69, 2:36)	0	7
Packers	1	2:18	R.Cobb 3 yd. pass from A.Rodgers (M.Crosby kick) (10-89, 5:51)	0	14
Chiefs	2	12:02	J.Charles 9 yd. run (C.Santos kick) (3-61, 1:06)	7	14
Packers	2	6:15	M.Crosby 44 yd. Field Goal (9-51, 5:47)	7	17
Packers	2	0:56	J.Jones 27 yd. pass from A.Rodgers (M.Crosby kick) (9-68, 3:02)	7	24
Packers	3	7:18	R.Cobb 4 yd. pass from A.Rodgers (M.Crosby kick) (1-4, 0:04)	7	31
Chiefs	3	0:56	J.Maclin 5 yd. pass from A.Smith (C.Santos kick) (11-80, 6:22)	14	31
Packers	4	12:10	R.Cobb 4 yd. pass from A.Rodgers (M.Crosby kick) (8-80, 3:46)	14	38
Chiefs	4	9:56	J.Charles 4 yd. run (A.Smith-T.Kelce pass) (7-89, 2:14)	22	38
Chiefs	4	1:25	J.Charles 7 yd. run (pass failed) (17-83, 4:23)	28	38

National Football League Game Summary

NFL Copyright © 2015 by The National Football League. All rights reserved. This summary and play-by-play is for the express purpose of assisting media in their coverage of the game; any other use of this material is prohibited without the written permission of the National Football League.

Updated: 9/29/2015

Paid Attendance: 78,214

Time: 3:27

Kansas City Chiefs vs Green Bay Packers
9/28/2015 at Lambeau Field

Final Individual Statistics

Kansas City Chiefs

Green Bay Packers

RUSHING						RUSHING											
	ATT	YDS	AVG	LG	TD		ATT	YDS	AVG	LG	TD						
J.Charles	11	49	4.5	13	3	E.Lacy	10	46	4.6	13	0						
A.Smith	6	33	5.5	19	0	J.Starks	17	32	1.9	11	0						
D.Thomas	1	-7	-7.0	-7	0	A.Harris	2	17	8.5	16	0						
						A.Rodgers	2	16	8.0	11	0						
						R.Cobb	1	12	12.0	12	0						
Total	18	75	4.2	19	3	Total	32	123	3.8	16	0						
PASSING									PASSING								
ATT	CMP	YDS	SK/YD	TD	LG	IN	RT		ATT	CMP	YDS	SK/YD	TD	LG	IN	RT	
A.Smith	40	24	290	7/39	1	61	1	80.2	A.Rodgers	35	24	333	1/8	5	52	0	138.5
Total	40	24	290	7/39	1	61	1	80.2	Total	35	24	333	1/8	5	52	0	138.5
PASS RECEIVING								PASS RECEIVING									
TAR	REC	YDS	AVG	LG	TD			TAR	REC	YDS	AVG	LG	TD				
J.Maclin	11	8	141	17.6	61	1	J.Jones	8	7	139	19.9	52	1				
T.Kelce	10	6	80	13.3	38	0	R.Cobb	12	7	91	13.0	29	3				
J.Charles	7	5	33	6.6	13	0	E.Lacy	3	3	41	13.7	26	0				
D.Thomas	2	2	12	6.0	9	0	R.Rodgers	4	2	15	7.5	8	0				
J.Avant	4	2	8	4.0	5	0	T.Montgomery	2	2	14	7.0	8	1				
C.Conley	1	1	16	16.0	16	0	A.Quarless	2	2	14	7.0	7	0				
A.Wilson	3	0	0	0.0	0	0	J.Starks	1	1	19	19.0	19	0				
C.West	1	0	0	0.0	0	0	D.Adams	2	0	0	0.0	0	0				
D.Harris	1	0	0	0.0	0	0	J.Janis	1	0	0	0.0	0	0				
Total	40	24	290	12.1	61	1	Total	35	24	333	13.9	52	5				
INTERCEPTIONS						INTERCEPTIONS											
NO	YDS	AVG	LG	TD		NO	YDS	AVG	LG	TD							
Total	0	0	0	0	0	S.Shields	1	15	15.0	15	0						
						Total	1	15	15.0	15	0						
PUNTING								PUNTING									
NO	YDS	AVG	NET	TB	IN20	LG		NO	YDS	AVG	NET	TB	IN20	LG			
D.Colquitt	6	301	50.2	45.2	0	2	61	T.Masthay	5	215	43.0	39.4	0	2	49		
Total	6	301	50.2	45.2	0	2	61	Total	5	215	43.0	39.4	0	2	49		
PUNT RETURNS								PUNT RETURNS									
NO	YDS	AVG	FC	LG	TD			NO	YDS	AVG	FC	LG	TD				
D.Thomas	5	18	3.6	0	16	0	M.Hyde	4	30	7.5	1	13	0				
							[OUT OF BOUNDS]	1	0	0.0	0	0	0				
Total	5	18	3.6	0	16	0	Total	4	30	7.5	1	13	0				
KICKOFF RETURNS								KICKOFF RETURNS									
NO	YDS	AVG	FC	LG	TD			NO	YDS	AVG	FC	LG	TD				
K.Davis	3	95	31.7	0	54	0	T.Montgomery	2	64	32.0	0	36	0				
D.Thomas	1	19	19.0	0	19	0	[TOUCHBACK]	2	0	0.0	0	0	0				
[TOUCHBACK]	3	0	0.0	0	0	0	Total	2	64	32.0	0	36	0				
Total	4	114	28.5	0	54	0											

Kansas City Chiefs

FUMBLES	FUM	LOST	OWN-REC	YDS	TD	FORCED	OPP-REC	YDS	TD	OUT-BDS
A.Smith	2	0	0	0	0	0	0	0	0	0
E.Fisher	0	0	1	0	0	0	0	0	0	0
D.Stephenson	0	0	1	0	0	0	0	0	0	0
Total	2	0	2	0	0	0	0	0	0	0

Green Bay Packers

FUMBLES	FUM	LOST	OWN-REC	YDS	TD	FORCED	OPP-REC	YDS	TD	OUT-BDS
M.Daniels	0	0	0	0	0	1	0	0	0	0
N.Perry	0	0	0	0	0	1	0	0	0	0
Total	0	0	0	0	0	2	0	0	0	0

Kansas City Chiefs vs Green Bay Packers
9/28/2015 at Lambeau Field

Final Team Statistics

	Visitor Chiefs	Home Packers
TOTAL FIRST DOWNS	23	26
By Rushing	6	6
By Passing	13	15
By Penalty	4	5
THIRD DOWN EFFICIENCY	2-10-20%	4-11-36%
FOURTH DOWN EFFICIENCY	2-2-100%	0-1-0%
TOTAL NET YARDS	326	448
Total Offensive Plays (inc. times thrown passing)	65	68
Average gain per offensive play	5.0	6.6
NET YARDS RUSHING	75	123
Total Rushing Plays	18	32
Average gain per rushing play	4.2	3.8
Tackles for a loss-number and yards	2-10	5-8
NET YARDS PASSING	251	325
Times thrown - yards lost attempting to pass	7-39	1-8
Gross yards passing	290	333
PASS ATTEMPTS-COMPLETIONS-HAD INTERCEPTED	40-24-1	35-24-0
Avg gain per pass play (inc.# thrown passing)	5.3	9.0
KICKOFFS Number-In End Zone-Touchbacks	5-4-2	7-6-3
PUNTS Number and Average	6-50.2	5-43.0
Had Blocked	0	0
FGs - PATs Had Blocked	0-0	0-0
Net Punting Average	45.2	39.4
TOTAL RETURN YARDAGE (Not Including Kickoffs)	18	45
No. and Yards Punt Returns	5-18	4-30
No. and Yards Kickoff Returns	4-114	2-64
No. and Yards Interception Returns	0-0	1-15
PENALTIES Number and Yards	7-38	12-89
FUMBLES Number and Lost	2-0	0-0
TOUCHDOWNS	4	5
Rushing	3	0
Passing	1	5
EXTRA POINTS Made-Attempts	3-4	5-5
Kicking Made-Attempts	2-2	5-5
Passing Made-Attempts	1-2	0-0
FIELD GOALS Made-Attempts	0-0	1-1
RED ZONE EFFICIENCY	4-4-100%	4-5-80%
GOAL TO GO EFFICIENCY	4-4-100%	4-4-100%
SAFETIES	0	0
FINAL SCORE	28	38
TIME OF POSSESSION	26:30	33:30

Kansas City Chiefs vs Green Bay Packers
9/28/2015 at Lambeau Field

Ball Possession And Drive Chart

Kansas City Chiefs

#	Time Recd	Time Lost	Time Poss	How Ball Obtained	Drive Began	# Play	Yds Gain	Yds Pen	Net Yds	1st Down	Last Scrm	How Given Up
1	13:53	12:20	1:33	Punt	KC 24	3	7	0	7	0	KC 31	Punt
2	9:44	8:09	1:35	Kickoff	GB 48	3	-3	0	-3	0	KC 49	Punt
3	2:18	0:48	1:30	Kickoff	KC 20	3	-1	0	-1	0	KC 19	Punt
4	13:08	12:02	1:06	Downs	KC 39	3	47	14	61	4	* GB 9	Touchdown
5	6:15	3:58	2:17	Kickoff	KC 22	3	-1	0	-1	0	KC 21	Punt
6	0:56	0:00	0:56	Kickoff	KC 20	5	45	0	45	3	KC 46	End of Half
7	15:00	13:30	1:30	Kickoff	KC 20	3	2	0	2	0	KC 22	Punt
8	12:32	10:23	2:09	Punt	KC 45	3	-8	0	-8	0	KC 37	Punt
9	7:58	7:22	0:36	Punt	KC 8	2	0	-1	-1	0	KC 7	Interception
10	7:18	0:56	6:22	Kickoff	KC 20	11	80	0	80	5	* GB 5	Touchdown
11	12:10	9:56	2:14	Kickoff	KC 11	7	79	10	89	4	* GB 4	Touchdown
12	5:48	1:25	4:23	Punt	KC 17	17	78	5	83	7	* GB 7	Touchdown
13	0:19	0:00	0:19	Punt	KC 27	2	1	0	1	0	KC 27	End of Game

(325) Average KC 25

Green Bay Packers

#	Time Recd	Time Lost	Time Poss	How Ball Obtained	Drive Began	# Play	Yds Gain	Yds Pen	Net Yds	1st Down	Last Scrm	How Given Up
1	15:00	13:53	1:07	Kickoff	GB 31	3	5	0	5	0	GB 36	Punt
2	12:20	9:44	2:36	Punt	GB 31	6	69	0	69	5	* KC 8	Touchdown
3	8:09	2:18	5:51	Punt	GB 11	10	74	15	89	7	* KC 3	Touchdown
4	0:48	13:08	2:40	Punt	GB 44	6	27	-10	17	1	KC 39	Downs
5	12:02	6:15	5:47	Kickoff	GB 23	9	56	-5	51	3	* KC 26	Field Goal
6	3:58	0:56	3:02	Punt	GB 32	9	73	-5	68	4	KC 27	Touchdown
7	13:30	12:32	0:58	Punt	GB 30	3	0	0	0	0	GB 30	Punt
8	10:23	7:58	2:25	Punt	GB 2	5	39	0	39	1	GB 41	Punt
9	7:22	7:18	0:04	Interception	KC 4	1	4	0	4	1	* KC 4	Touchdown
10	0:56	12:10	3:46	Kickoff	GB 20	8	80	0	80	3	* KC 4	Touchdown
11	9:56	5:48	4:08	Kickoff	GB 20	6	19	-5	14	1	GB 34	Punt
12	1:25	0:19	1:06	Kickoff	KC 48	3	2	-5	-3	0	GB 49	Punt

(392) Average GB 33

* inside opponent's 20

Time of Possession by Quarter

		1st	2nd	3rd	4th	OT	Total
Visitor	Kansas City Chiefs	4:38	4:19	10:37	6:56		26:30
Home	Green Bay Packers	10:22	10:41	4:23	8:04		33:30

Kickoff Drive No.-Start Average

Chiefs: 7 - KC 24 Packers: 4 - GB 24

Kansas City Chiefs vs Green Bay Packers
9/28/2015 at Lambeau Field

First Half Summary

	PERIOD SCORES		TIME OF POSSESSION
Chiefs	0 7 = 7	Chiefs	8:57
Packers	14 10 = 24	Packers	21:03

Scoring Plays

Team	Qtr	Time	Play Description (Extra Point) (Drive Info)	Visitor	Home
Packers	1	9:44	T.Montgomery 8 yd. pass from A.Rodgers (M.Crosby kick) (6-69, 2:36)	0	7
Packers	1	2:18	R.Cobb 3 yd. pass from A.Rodgers (M.Crosby kick) (10-89, 5:51)	0	14
Chiefs	2	12:02	J.Charles 9 yd. run (C.Santos kick) (3-61, 1:06)	7	14
Packers	2	6:15	M.Crosby 44 yd. Field Goal (9-51, 5:47)	7	17
Packers	2	0:56	J.Jones 27 yd. pass from A.Rodgers (M.Crosby kick) (9-68, 3:02)	7	24

	Kansas City Chiefs	Green Bay Packers
TOTAL FIRST DOWNS	7	20
First Downs Rushing-Passing-by Penalty	4 - 1 - 2	6 - 9 - 5
THIRD DOWN EFFICIENCY	0-4-0%	1-4-25%
TOTAL NET YARDS	94	304
Total Offensive Plays	20	42
NET YARDS RUSHING	57	104
NET YARDS PASSING	37	200
Gross Yards Passing	39	208
Times thrown-yards lost attempting to pass	1-2	1-8
Pass Attempts-Completions-Had Intercepted	7 - 2 - 0	22 - 16 - 0
Punts-Number and Average	4 - 48	1 - 40
Penalties-Number and Yards	5 - 25	5 - 44
Fumbles-Number and Lost	0 - 0	0 - 0
Red Zone Efficiency	1-1-100%	2-3-67%
Average Drive Start	KC 30	GB 29

Kansas City Chiefs

Green Bay Packers

RUSHING						RUSHING					
	ATT	YDS	AVG	LG	TD		ATT	YDS	AVG	LG	TD
J.Charles	8	36	4.5	13	1	E.Lacy	6	34	5.7	13	0
A.Smith	3	28	9.3	19	0	J.Starks	9	26	2.9	11	0
D.Thomas	1	-7	-7.0	-7	0	A.Rodgers	2	16	8.0	11	0
						A.Harris	1	16	16.0	16	0
						R.Cobb	1	12	12.0	12	0
Total	12	57	4.8	19	1	Total	19	104	5.5	16	0

PASSING										PASSING									
	ATT	CMP	YDS	SK/YD	TD	LG	IN	RT		ATT	CMP	YDS	SK/YD	TD	LG	IN	RT		
A.Smith	7	2	39	1/2	0	38	0	50.3	A.Rodgers	22	16	208	1/8	3	27	0	141.7		
Total	7	2	39	1/2	0	38	0	50.3	Total	22	16	208	1/8	3	27	0	141.7		

PASS RECEIVING							PASS RECEIVING						
	TAR	REC	YDS	AVG	LG	TD		TAR	REC	YDS	AVG	LG	TD
T.Kelce	2	1	38	38.0	38	0	J.Jones	4	4	68	17.0	27	1
J.Charles	1	1	1	1.0	1	0	R.Cobb	6	4	54	13.5	27	1
J.Maclin	2	0	0	0.0	0	0	E.Lacy	2	2	32	16.0	26	0
A.Wilson	1	0	0	0.0	0	0	T.Montgomery	2	2	14	7.0	8	1
D.Harris	1	0	0	0.0	0	0	A.Quarless	2	2	14	7.0	7	0
							J.Starks	1	1	19	19.0	19	0
							R.Rodgers	2	1	7	7.0	7	0
							D.Adams	2	0	0	0.0	0	0
							J.Janis	1	0	0	0.0	0	0
Total	7	2	39	19.5	38	0	Total	22	16	208	13.0	27	3

Kansas City Chiefs

Regular Defensive Plays

Special Teams

Misc

Play By Play

First Quarter

9/28/2015

KC wins the coin toss and elects to defer. GB elects to Receive, and KC elects to defend the south goal.

C.Santos kicks 70 yards from KC 35 to GB -5. T.Montgomery to GB 31 for 36 yards (J.Fleming).

Green Bay Packers at 15:00, (1st play from scrimmage 14:53)

- 1-10-GB 31 (14:53) (Shotgun) A.Rodgers pass incomplete short left to D.Adams.
- 2-10-GB 31 (14:50) (No Huddle) E.Lacy right tackle to GB 36 for 5 yards (P.Gaines).
- 3-5-GB 36 (14:07) (No Huddle, Shotgun) A.Rodgers pass incomplete deep left to D.Adams [J.Houston].
- 4-5-GB 36 (14:01) T.Masthay punts 40 yards to KC 24, Center-B.Goode. D.Thomas to KC 24 for no gain (J.Janis).

Kansas City Chiefs at 13:53

- 1-10-KC 24 (13:53) J.Charles up the middle to KC 26 for 2 yards (B.Raji; H.Clinton-Dix).
- 2-8-KC 26 (13:17) A.Smith scrambles right end to KC 31 for 5 yards (H.Clinton-Dix).
- 3-3-KC 31 (12:34) (Shotgun) A.Smith pass incomplete short middle to J.Maclin (C.Hayward).
- 4-3-KC 31 (12:30) D.Colquitt punts 45 yards to GB 24, Center-J.Winchester. M.Hyde to GB 31 for 7 yards (D.Alexander).

Green Bay Packers at 12:20

- 1-10-GB 31 (12:20) (Shotgun) A.Rodgers pass incomplete deep left to J.Janis.
- 2-10-GB 31 (12:15) (Shotgun) R.Cobb left end ran ob at GB 43 for 12 yards (R.Parker). R1
- 1-10-GB 43 (11:46) (No Huddle, Shotgun) J.Starks left end to KC 46 for 11 yards (E.Berry). R2
- 1-10-KC 46 (11:13) (No Huddle) A.Rodgers pass short right to J.Jones ran ob at KC 34 for 12 yards (P.Gaines). P3
- 1-10-KC 34 (10:40) (No Huddle, Shotgun) A.Rodgers pass short left to E.Lacy to KC 8 for 26 yards (D.Johnson). P4
- 1-8-KC 8 **(9:44) (No Huddle, Shotgun) A.Rodgers pass short left to T.Montgomery for 8 yards, TOUCHDOWN.** P5
M.Crosby extra point is GOOD, Center-B.Goode, Holder-T.Masthay.

KC 0 GB 7, 6 plays, 69 yards, 2:36 drive, 5:16 elapsed

M.Crosby kicks 67 yards from GB 35 to KC -2. K.Davis pushed ob at GB 48 for 54 yards (J.Elliott).

Kansas City Chiefs at 9:44, (1st play from scrimmage 9:36)

- 1-10-GB 48 (9:36) J.Charles right tackle to GB 48 for no gain (N.Palmer; M.Pennel).
- 2-10-GB 48 (9:03) (Shotgun) J.Charles right end to KC 49 for -3 yards (M.Daniels).
- 3-13-KC 49 (8:21) (Shotgun) A.Smith pass incomplete short left to J.Maclin (C.Banjo).
- 4-13-KC 49 (8:16) D.Colquitt punts 40 yards to GB 11, Center-J.Winchester, fair catch by M.Hyde.

Green Bay Packers at 8:09

- 1-10-GB 11 (8:09) (Shotgun) E.Lacy up the middle to GB 15 for 4 yards (D.Poe, J.Mauga).
- 2-6-GB 15 (7:33) (No Huddle, Shotgun) A.Rodgers pass incomplete short middle to T.Montgomery.
PENALTY on KC-M.Cooper, Defensive Holding, 5 yards, enforced at GB 15 - No Play. X6
- 1-10-GB 20 (7:29) (No Huddle) E.Lacy left tackle to GB 29 for 9 yards (D.Johnson, E.Berry).
- 2-1-GB 29 (6:52) (No Huddle, Shotgun) J.Starks right end to GB 29 for no gain (J.Howard).
- 3-1-GB 29 (6:26) (No Huddle) A.Rodgers pass incomplete deep middle to R.Cobb.
PENALTY on KC-J.Howard, Defensive 12 On-field, 5 yards, enforced at GB 29 - No Play. X7
- 1-10-GB 34 (6:21) (Shotgun) A.Rodgers pass short right to J.Jones to GB 41 for 7 yards (M.Peters).
PENALTY on KC-E.Berry, Illegal Contact, 5 yards, enforced at GB 34 - No Play. X8
- 1-10-GB 39 (6:02) (Shotgun) J.Starks left tackle to GB 47 for 8 yards (D.Johnson).
- 2-2-GB 47 (5:27) (No Huddle) J.Starks left tackle to KC 49 for 4 yards (J.Mauga). R9
- 1-10-KC 49 (4:57) (No Huddle) A.Rodgers pass short middle to J.Starks to KC 30 for 19 yards (R.Parker). P10
- 1-10-KC 30 (4:11) (No Huddle, Shotgun) A.Rodgers pass short right to T.Montgomery pushed ob at KC 24 for 6 yards (M.Peters).
- 2-4-KC 24 (3:37) (No Huddle, Shotgun) A.Harris left tackle to KC 8 for 16 yards (E.Berry). R11
- 1-8-KC 8 (2:51) (No Huddle, Shotgun) A.Rodgers scrambles up the middle to KC 3 for 5 yards (T.Hali). KC-P.Gaines was injured during the play.
- 2-3-KC 3 **(2:23) (Shotgun) A.Rodgers pass short right to R.Cobb for 3 yards, TOUCHDOWN.** P12
M.Crosby extra point is GOOD, Center-B.Goode, Holder-T.Masthay.

KC 0 GB 14, 10 plays, 89 yards, 3 penalties, 5:51 drive, 12:42 elapsed

M.Crosby kicks 65 yards from GB 35 to end zone, Touchback.

Kansas City Chiefs at 2:18

- 1-10-KC 20 (2:18) (Shotgun) A.Smith pass short left to J.Charles ran ob at KC 21 for 1 yard (N.Palmer).
- 2-9-KC 21 (1:42) A.Smith pass incomplete short middle to D.Harris.

Kansas City Chiefs vs Green Bay Packers at Lambeau Field

3-9-KC 21 (1:38) (Shotgun) A.Smith sacked at KC 19 for -2 yards (J.Thomas).

4-11-KC 19 (1:00) D.Colquitt punts 50 yards to GB 31, Center-J.Winchester. M.Hyde to GB 44 for 13 yards (C.West).

Green Bay Packers at 0:48

1-10-GB 44 (:48) (Shotgun) E.Lacy left end to GB 46 for 2 yards (M.Devito, J.Howard).

2-8-GB 46 (:12) (No Huddle, Shotgun) A.Rodgers scrambles left end ran ob at KC 48 for 6 yards (D.Johnson).

PENALTY on GB-D.Bakhtiari, Offensive Holding, 10 yards, enforced at GB 46 - No Play.

END OF QUARTER

	Score	Time Poss	First Downs				Efficiencies	
			R	P	X	T	3 Down	4 Down
Kansas City Chiefs	0	4:38	0	0	0	0	0/3	0/0
Green Bay Packers	14	10:22	4	5	3	12	0/1	0/0

Second Quarter

9/28/2015

Play By Play

Green Bay Packers continued.

- 2-18-GB 36 (15:00) (Shotgun) A.Rodgers pass deep right to J.Jones ran ob at KC 44 for 20 yards (T.Branch). P13
- 1-10-KC 44 (14:29) (No Huddle) J.Starks right end to KC 46 for -2 yards (J.Houston).
- 2-12-KC 46 (13:53) (No Huddle, Shotgun) A.Rodgers pass short right to R.Rodgers to KC 39 for 7 yards (R.Parker).
Timeout #1 by KC at 13:16.
- 3-5-KC 39 (13:16) (Shotgun) A.Rodgers pass incomplete short right to R.Rodgers.
- 4-5-KC 39 (13:08) (No Huddle, Shotgun) A.Rodgers pass incomplete short left to R.Cobb [T.Hali].

Kansas City Chiefs at 13:08

- 1-10-KC 39 (13:08) (Shotgun) A.Smith pass short left to J.Charles pushed ob at KC 45 for 6 yards (H.Clinton-Dix).
PENALTY on GB-J.Elliott, Illegal Contact, 5 yards, enforced at KC 39 - No Play. X1
- 1-10-KC 44 (12:52) A.Smith pass deep left to T.Kelce to GB 18 for 38 yards (S.Shields). P2
PENALTY on GB-C.Hayward, Unsportsmanlike Conduct, 9 yards, enforced at GB 18. X3
- 1-9-GB 9 (12:14) A.Smith pass incomplete short middle to T.Kelce.
- 2-9-GB 9 **(12:08) (Shotgun) J.Charles left tackle for 9 yards, TOUCHDOWN.** R4
C.Santos extra point is GOOD, Center-J.Winchester, Holder-D.Colquitt.

KC 7 GB 14, 3 plays, 61 yards, 2 penalties, 1:06 drive, 2:58 elapsed

C.Santos kicks 70 yards from KC 35 to GB -5. T.Montgomery to GB 23 for 28 yards (A.Sherman).

Green Bay Packers at 12:02, (1st play from scrimmage 11:57)

- 1-10-GB 23 (11:57) (Shotgun) A.Rodgers pass short middle to A.Quarless to GB 30 for 7 yards (T.Branch; J.Howard).
- 2-3-GB 30 (11:29) (No Huddle, Shotgun) A.Rodgers pass short middle to R.Cobb pushed ob at KC 43 for 27 yards (E.Berry). P14
- 1-10-KC 43 (10:50) (No Huddle, Shotgun) E.Lacy left guard to KC 30 for 13 yards (J.Houston, T.Branch). R15
- 1-10-KC 30 (10:03) (No Huddle, Shotgun) E.Lacy right guard to KC 29 for 1 yard (J.Houston, A.Bailey).
- 2-9-KC 29 (9:24) (No Huddle, Shotgun) A.Rodgers pass short right to A.Quarless to KC 22 for 7 yards (M.Peters).
- 3-2-KC 22 (8:39) (No Huddle) A.Rodgers sacked at KC 27 for -5 yards (A.Bailey). FUMBLES (A.Bailey), RECOVERED by KC-T.Hali at KC 17.
PENALTY on KC-M.Cooper, Illegal Contact, 5 yards, enforced at KC 22 - No Play. X16
- 1-10-KC 17 (8:29) (Shotgun) J.Starks up the middle to KC 17 for no gain (M.Peters).
- 2-10-KC 17 (7:47) (No Huddle, Shotgun) A.Rodgers pass short left to R.Cobb for 17 yards, TOUCHDOWN NULLIFIED by Penalty.
PENALTY on GB-T.Montgomery, Offensive Pass Interference, 10 yards, enforced at KC 17 - No Play.
- 2-20-KC 27 (7:42) (Shotgun) A.Rodgers pass short middle to J.Jones to KC 18 for 9 yards (T.Branch).
- 3-11-KC 18 (6:59) (No Huddle, Shotgun) A.Rodgers sacked at KC 26 for -8 yards (T.Hali).
- 4-19-KC 26 **(6:20) M.Crosby 44 yard field goal is GOOD, Center-B.Goode, Holder-T.Masthay.**

KC 7 GB 17, 9 plays, 51 yards, 1 penalty, 5:47 drive, 8:45 elapsed

M.Crosby kicks 68 yards from GB 35 to KC -3. K.Davis to KC 22 for 25 yards (J.Thomas).

Kansas City Chiefs at 6:15, (1st play from scrimmage 6:11)

- 1-10-KC 22 (6:11) (Shotgun) J.Charles right end to KC 24 for 2 yards (N.Palmer).
- 2-8-KC 24 (5:33) (Shotgun) A.Smith scrambles right end to KC 28 for 4 yards (C.Hayward).
- 3-4-KC 28 (4:46) D.Thomas to KC 21 for -7 yards (S.Shields).
- 4-11-KC 21 (4:09) D.Colquitt punts 57 yards to GB 22, Center-J.Winchester. M.Hyde ran ob at GB 32 for 10 yards (J.Mauga).

Green Bay Packers at 3:58

- 1-10-GB 32 (3:58) J.Starks right end to GB 33 for 1 yard (D.Ford, J.Howard).
- 2-9-GB 33 (3:23) (No Huddle, Shotgun) A.Rodgers scrambles left end ran ob at GB 44 for 11 yards (J.Mauga). R17
- 1-10-GB 44 (2:44) (No Huddle, Shotgun) A.Rodgers pass incomplete short middle to R.Cobb (D.Johnson).
Timeout #1 by GB at 02:41.
- 2-10-GB 44 (2:40) (Shotgun) A.Rodgers pass short middle to E.Lacy to KC 46 for 10 yards (D.Poe).
PENALTY on GB-T.Montgomery, Illegal Use of Hands, 10 yards, enforced at 50.
- 2-14-GB 40 (2:13) (Shotgun) J.Starks left guard to GB 44 for 4 yards (D.Poe).

Two-Minute Warning

- 3-10-GB 44 (2:00) (Shotgun) A.Rodgers pass short middle to R.Cobb to KC 41 for 15 yards (T.Branch). P18
- 1-10-KC 41 (1:28) (No Huddle, Shotgun) A.Rodgers pass short right to R.Cobb pushed ob at KC 32 for 9 yards (T.Branch).
- 2-1-KC 32 (1:20) (No Huddle, Shotgun) J.Starks right guard to KC 32 for no gain (D.Johnson).

Kansas City Chiefs vs Green Bay Packers at Lambeau Field

3-1-KC 32 (1:06) A.Rodgers pass incomplete deep left to J.Jones. X19
PENALTY on KC-J.Howard, Defensive 12 On-field, 5 yards, enforced at KC 32 - No Play.
Penalty on KC-R.Parker, Defensive Holding, declined.

1-10-KC 27 (:56) (No Huddle, Shotgun) A.Rodgers pass deep left to J.Jones for 27 yards, TOUCHDOWN. P20
Penalty on KC-T.Hali, Defensive Offside, declined.
 M.Crosby extra point is GOOD, Center-B.Goode, Holder-T.Masthay.

KC 7 GB 24, 9 plays, 68 yards, 1 penalty, 3:02 drive, 14:04 elapsed

M.Crosby kicks 65 yards from GB 35 to end zone, Touchback.

Kansas City Chiefs at 0:56

1-10-KC 20 (:56) (Shotgun) J.Charles left guard to KC 23 for 3 yards (J.Thomas).

2-7-KC 23 (:26) (No Huddle, Shotgun) J.Charles up the middle to KC 33 for 10 yards (J.Peppers). R5
 Timeout #2 by KC at 00:18.

1-10-KC 33 (:18) (Shotgun) A.Smith pass incomplete short middle to A.Wilson.

2-10-KC 33 (:14) (Shotgun) J.Charles left tackle to KC 46 for 13 yards (C.Hayward). R6
 Timeout #3 by KC at 00:08.

1-10-KC 46 (:08) (Shotgun) A.Smith scrambles right end to GB 35 for 19 yards (D.Jones). R7

END OF QUARTER

	Score	Time Poss	First Downs				Efficiencies	
			R	P	X	T	3 Down	4 Down
Kansas City Chiefs	7	4:19	4	1	2	7	0/1	0/0
Green Bay Packers	24	10:41	2	4	2	8	1/3	0/1

Third Quarter

9/28/2015

Play By Play

KC elects to Receive, and GB elects to defend the goal.

M.Crosby kicks 61 yards from GB 35 to KC 4. K.Davis to KC 20 for 16 yards (A.Mulumba).

Kansas City Chiefs at 15:00, (1st play from scrimmage 14:53)

- 1-10-KC 20 (14:53) (Shotgun) A.Smith pass short right to T.Kelce to KC 17 for -3 yards (C.Hayward).
 2-13-KC 17 (14:15) (Shotgun) A.Smith pass incomplete deep right to T.Kelce.
 3-13-KC 17 (14:10) (Shotgun) A.Smith pass short left to T.Kelce pushed ob at KC 22 for 5 yards (C.Matthews).
 4-8-KC 22 (13:38) D.Colquitt punts 48 yards to GB 30, Center-J.Winchester. M.Hyde ran ob at GB 30 for no gain.

Green Bay Packers at 13:30

- 1-10-GB 30 (13:30) (Shotgun) E.Lacy right tackle to GB 30 for no gain (T.Hali).
 2-10-GB 30 (12:58) (No Huddle, Shotgun) A.Rodgers pass incomplete short middle to R.Cobb (J.Mauga).
 3-10-GB 30 (12:54) (No Huddle, Shotgun) A.Rodgers pass incomplete short right to R.Cobb [A.Bailey].
 4-10-GB 30 (12:45) T.Masthay punts 40 yards to KC 30, Center-B.Goode. D.Thomas to KC 30 for no gain (J.Ryan).
PENALTY on GB-Q.Rollins, Face Mask (15 Yards), 15 yards, enforced at KC 30.

Kansas City Chiefs at 12:32

- 1-10-KC 45 (12:32) A.Smith sacked at KC 35 for -10 yards (J.Elliott).
 2-20-KC 35 (11:51) (Shotgun) A.Smith sacked at KC 28 for -7 yards (sack split by M.Daniels and M.Neal).
 3-27-KC 28 (11:08) (Shotgun) A.Smith pass short right to J.Charles to KC 37 for 9 yards (M.Hyde).
 4-18-KC 37 (10:23) D.Colquitt punts 61 yards to GB 2, Center-J.Winchester, out of bounds.

Green Bay Packers at 10:23

- 1-10-GB 2 (10:23) (Shotgun) J.Starks right guard to GB 5 for 3 yards (D.Johnson).
 2-7-GB 5 (9:51) (No Huddle, Shotgun) A.Rodgers pass short left to R.Cobb to GB 34 for 29 yards (J.Fleming). P21
 Timeout #1 by GB at 08:58.
1-10-GB 34 (8:58) (Shotgun) J.Starks right end pushed ob at GB 32 for -2 yards (J.Howard).
 2-12-GB 32 (8:30) (No Huddle, Shotgun) A.Rodgers pass incomplete short left to J.Jones.
 3-12-GB 32 (8:25) (No Huddle, Shotgun) A.Rodgers pass short left to J.Jones to GB 41 for 9 yards (M.Cooper).
Penalty on GB-D.Barclay, Face Mask (15 Yards), declined.
 Timeout #2 by GB at 08:10.
 4-3-GB 41 (8:10) T.Masthay punts 46 yards to KC 13, Center-B.Goode. D.Thomas to KC 15 for 2 yards (C.Banjo; J.Kuhn).
PENALTY on KC-T.Branch, Offensive Holding, 7 yards, enforced at KC 15.

Kansas City Chiefs at 7:58

- 1-10-KC 8 (7:58) *PENALTY on GB-B.Raji, Encroachment, 5 yards, enforced at KC 8 - No Play.*
 1-5-KC 13 (7:58) (Shotgun) A.Smith pass incomplete short middle to J.Maclin.
 2-5-KC 13 (7:51) (Shotgun) A.Smith pass short left to A.Sherman to KC 14 for 1 yard (H.Clinton-Dix, C.Matthews).
PENALTY on KC-D.Stephenson, Unnecessary Roughness, 6 yards, enforced at KC 13 - No Play.
 2-11-KC 7 (7:33) (Shotgun) A.Smith pass short left intended for A.Wilson INTERCEPTED by S.Shields [C.Matthews] at KC 19. S.Shields ran ob at KC 4 for 15 yards (A.Smith).
Penalty on KC-B.Grubbs, Offensive Holding, declined.

Green Bay Packers at 7:22

- 1-4-KC 4 (7:22) (Shotgun) A.Rodgers pass short left to R.Cobb for 4 yards, TOUCHDOWN. P22
 M.Crosby extra point is GOOD, Center-B.Goode, Holder-T.Masthay.

KC 7 GB 31, 1 plays, 4 yards, 0:04 drive, 7:42 elapsed

M.Crosby kicks 65 yards from GB 35 to end zone, Touchback.

Kansas City Chiefs at 7:18

- 1-10-KC 20 (7:18) A.Smith pass short left to J.Charles pushed ob at KC 24 for 4 yards (C.Hayward).
 2-6-KC 24 (6:38) (Shotgun) A.Smith pass short right to T.Kelce to KC 30 for 6 yards (D.Randall; J.Peppers). P8
1-10-KC 30 (5:54) (Shotgun) A.Smith pass incomplete deep right to A.Wilson.
 2-10-KC 30 (5:49) (Shotgun) A.Smith pass short middle to J.Charles to KC 43 for 13 yards (H.Clinton-Dix). P9
1-10-KC 43 (5:13) (Shotgun) A.Smith pass short right to J.Charles to KC 49 for 6 yards (J.Elliott).
 2-4-KC 49 (4:35) (Shotgun) A.Smith pass short left to T.Kelce to GB 31 for 20 yards (S.Shields). P10
1-10-GB 31 (3:58) (Shotgun) A.Smith sacked at GB 38 for -7 yards (M.Daniels). FUMBLES (M.Daniels), recovered by KC-E.Fisher at GB 37. E.Fisher to GB 37 for no gain (N.Perry).
 2-16-GB 37 (2:59) (Shotgun) A.Smith sacked at GB 38 for -1 yards (C.Matthews).

Kansas City Chiefs vs Green Bay Packers at Lambeau Field

Penalty on KC-L.Duvernay-Tardif, Offensive Holding, declined.

- 3-17-GB 38 (2:31) (Shotgun) A.Smith pass deep middle to J.Maclin to GB 7 for 31 yards (C.Banjo). P11
 - 1-7-GB 7 (1:44) (Shotgun) J.Charles up the middle to GB 5 for 2 yards (M.Pennel).
 - 2-5-GB 5 (1:00) (Shotgun) A.Smith pass short middle to J.Maclin for 5 yards, TOUCHDOWN. P12
- C.Santos extra point is GOOD, Center-J.Winchester, Holder-D.Colquitt.

KC 14 GB 31, 11 plays, 80 yards, 6:22 drive, 14:04 elapsed

C.Santos kicks 65 yards from KC 35 to end zone, Touchback.

Green Bay Packers at 0:56

- 1-10-GB 20 (:56) E.Lacy left tackle pushed ob at GB 29 for 9 yards (R.Parker).
- 2-1-GB 29 (:13) A.Rodgers pass short middle to E.Lacy to GB 38 for 9 yards (T.Branch). P23

END OF QUARTER

	Score	Time Poss	First Downs				Efficiencies	
			R	P	X	T	3 Down	4 Down
Kansas City Chiefs	14	10:37	0	5	0	5	1/3	0/0
Green Bay Packers	31	4:23	0	3	0	3	0/2	0/0

Fourth Quarter

9/28/2015

Play By Play

Green Bay Packers continued.

- 1-10-GB 38 (15:00) E.Lacy left end to GB 37 for -1 yards (J.Howard).
- 2-11-GB 37 (14:15) J.Walker reported in as eligible. J.Starks left end to GB 40 for 3 yards (J.Mauga).
- 3-8-GB 40 (13:31) (Shotgun) A.Rodgers pass deep right to J.Jones ran ob at KC 8 for 52 yards (E.Berry). P24
Penalty on KC-D.Ford, Defensive Offside, declined.
- 1-8-KC 8 (13:01) (No Huddle, Shotgun) A.Rodgers pass incomplete short left to R.Cobb.
- 2-8-KC 8 (12:57) (No Huddle, Shotgun) E.Lacy right end to KC 4 for 4 yards (D.Johnson).
- 3-4-KC 4 (12:13) (No Huddle, Shotgun) A.Rodgers pass short right to R.Cobb for 4 yards, TOUCHDOWN. P25
M.Crosby extra point is GOOD, Center-B.Goode, Holder-T.Masthay.

KC 14 GB 38, 8 plays, 80 yards, 3:46 drive, 2:50 elapsed

M.Crosby kicks 73 yards from GB 35 to KC -8. D.Thomas to KC 11 for 19 yards (J.Elliott).

Kansas City Chiefs at 12:10, (1st play from scrimmage 12:06)

- 1-10-KC 11 (12:06) (Shotgun) A.Smith pass short right to J.Avant pushed ob at KC 16 for 5 yards (D.Randall).
- 2-5-KC 16 (11:49) (Shotgun) A.Smith scrambles up the middle to KC 17 for 1 yard (J.Peppers; M.Daniels).
- 3-4-KC 17 (11:22) (No Huddle, Shotgun) A.Smith pass incomplete short middle to C.Conley.
PENALTY on GB-D.Randall, Defensive Holding, 5 yards, enforced at KC 17 - No Play. X13
- 1-10-KC 22 (11:18) (Shotgun) A.Smith scrambles up the middle to KC 25 for 3 yards (J.Thomas). GB-D.Jones was injured during the play.
- 2-7-KC 25 (10:57) (Shotgun) A.Smith pass deep middle to J.Maclin to GB 14 for 61 yards (S.Shields). P14
- 1-10-GB 14 (10:19) (No Huddle, Shotgun) A.Smith pass incomplete short middle to T.Kelce.
- 2-10-GB 14 (10:16) (Shotgun) A.Smith pass short middle to J.Maclin to GB 9 for 5 yards (H.Clinton-Dix).
PENALTY on GB-H.Clinton-Dix, Unnecessary Roughness, 5 yards, enforced at GB 9. X15
- 1-4-GB 4 (10:01) (Shotgun) J.Charles up the middle for 4 yards, TOUCHDOWN. R16
TWO-POINT CONVERSION ATTEMPT. A.Smith pass to T.Kelce is complete. ATTEMPT SUCCEEDS.

KC 22 GB 38, 7 plays, 89 yards, 2 penalties, 2:14 drive, 5:04 elapsed

C.Santos kicks 65 yards from KC 35 to end zone, Touchback.

Green Bay Packers at 9:56, (1st play from scrimmage 9:54)

- 1-10-GB 20 (9:54) J.Starks left end to GB 18 for -2 yards (J.Howard).
- 2-12-GB 18 (9:28) (No Huddle, Shotgun) A.Rodgers pass short right to J.Janis to GB 27 for 9 yards (M.Peters).
PENALTY on GB-J.Janis, Illegal Shift, 5 yards, enforced at GB 18 - No Play.
- 2-17-GB 13 (9:04) (Shotgun) A.Rodgers pass short middle to R.Rodgers to GB 21 for 8 yards (R.Parker).
- 3-9-GB 21 (8:20) (No Huddle, Shotgun) A.Rodgers pass short middle to J.Jones to GB 31 for 10 yards (R.Parker). P26
Timeout #3 by GB at 07:34.
- 1-10-GB 31 (7:34) J.Starks right end to GB 33 for 2 yards (J.Houston).
- 2-8-GB 33 (6:49) A.Harris right tackle to GB 34 for 1 yard (D.Johnson).
- 3-7-GB 34 (6:05) (Shotgun) A.Rodgers pass incomplete short right to R.Rodgers.
- 4-7-GB 34 (5:57) T.Masthay punts 49 yards to KC 17, Center-B.Goode. D.Thomas to KC 17 for no gain (J.Janis).

Kansas City Chiefs at 5:48

- 1-10-KC 17 (5:48) (Shotgun) A.Smith pass short middle to T.Kelce to KC 31 for 14 yards (H.Clinton-Dix). P17
- 1-10-KC 31 (5:14) (No Huddle, Shotgun) A.Smith pass incomplete short right to T.Kelce.
- 2-10-KC 31 (5:10) (Shotgun) A.Smith pass deep middle to C.Conley to KC 47 for 16 yards (H.Clinton-Dix). P18
- 1-10-KC 47 (4:42) (No Huddle, Shotgun) A.Smith pass short right to J.Maclin ran ob at GB 42 for 11 yards (D.Randall). P19
- 1-10-GB 42 (4:37) (Shotgun) A.Smith pass incomplete short right to J.Charles.
- 2-10-GB 42 (4:33) (Shotgun) A.Smith sacked at GB 49 for -7 yards (C.Matthews).
- 3-17-GB 49 (4:01) (No Huddle, Shotgun) A.Smith pass incomplete short left to J.Charles.
- 4-17-GB 49 (3:57) (Shotgun) A.Smith pass deep middle to J.Maclin to GB 32 for 17 yards (S.Shields). GB-S.Shields was injured during the play. P20
- 1-10-GB 32 (3:27) (Shotgun) A.Smith pass incomplete short left to C.West (D.Randall).
- 2-10-GB 32 (3:24) (Shotgun) A.Smith pass deep right intended for J.Maclin INTERCEPTED by C.Hayward at GB 10. C.Hayward to GB 10 for no gain (J.Maclin).
PENALTY on GB-J.Peppers, Defensive Offside, 5 yards, enforced at GB 32 - No Play.
- 2-5-GB 27 (3:16) (Shotgun) A.Smith pass short right to J.Maclin pushed ob at GB 24 for 3 yards (Q.Rollins).
- 3-2-GB 24 (3:09) (Shotgun) A.Smith pass incomplete short middle to J.Avant.

Kansas City Chiefs vs Green Bay Packers at Lambeau Field

4-2-GB 24 (3:06) (Shotgun) A.Smith pass short middle to J.Avant to GB 21 for 3 yards (Q.Rollins). P21

1-10-GB 21 (2:44) (No Huddle, Shotgun) A.Smith pass short left to J.Maclin pushed ob at GB 13 for 8 yards (S.Shields).

Timeout #1 by KC at 02:39.

2-2-GB 13 (2:39) (Shotgun) A.Smith sacked at GB 19 for -6 yards (N.Perry). FUMBLES (N.Perry) [N.Perry], recovered by KC-D.Stephenson at GB 19. D.Stephenson to GB 19 for no gain (N.Perry).

3-8-GB 19 (2:05) (No Huddle, Shotgun) A.Smith pass short right to D.Thomas to GB 10 for 9 yards (M.Hyde). P22

Two-Minute Warning

1-10-GB 10 (1:59) (Shotgun) A.Smith pass short right to D.Thomas to GB 7 for 3 yards (C.Hayward).

2-7-GB 7 **(1:30) (No Huddle, Shotgun) J.Charles up the middle for 7 yards, TOUCHDOWN.** R23

TWO-POINT CONVERSION ATTEMPT. A.Smith pass to J.Avant is incomplete. ATTEMPT FAILS.

KC 28 GB 38, 17 plays, 83 yards, 1 penalty, 4:23 drive, 13:35 elapsed
--

C.Santos kicks inside 13 yards from KC 35 to KC 48. M.Hyde (didn't try to advance) to KC 48 for no gain (J.O'Shaughnessy).

Green Bay Packers at 1:25, (1st play from scrimmage 1:24)

1-10-KC 48 (1:24) J.Starks left end to KC 45 for 3 yards (J.Howard).

Timeout #2 by KC at 01:19.

2-7-KC 45 (1:19) J.Starks left end to KC 46 for -1 yards (M.Devito).

Timeout #3 by KC at 01:15.

3-8-KC 46 (1:15) J.Starks left tackle to KC 46 for no gain (D.Johnson).

4-8-KC 46 (1:15) (Run formation) PENALTY on GB-A.Rodgers, Delay of Game, 5 yards, enforced at KC 46 - No Play.

4-13-GB 49 (:29) T.Masthay punts 40 yards to KC 11, Center-B.Goode. D.Thomas to KC 27 for 16 yards (C.Banjo).

Kansas City Chiefs at 0:19

1-10-KC 27 (:19) (Shotgun) A.Smith pass incomplete deep middle to J.Avant.

2-10-KC 27 (:12) (Shotgun) A.Smith scrambles up the middle to KC 28 for 1 yard (B.Gaston).

END OF QUARTER

	Score	Time Poss	First Downs				Efficiencies	
			R	P	X	T	3 Down	4 Down
Kansas City Chiefs	28	6:56	2	7	2	11	1/3	2/2
Green Bay Packers	38	8:04	0	3	0	3	3/5	0/0

Miscellaneous Statistics Report

Kansas City Chiefs vs Green Bay Packers
9/28/2015 at Lambeau Field

Ten Longest Plays for Kansas City Chiefs

Yards	Qtr	Play Start	Play Description
61	4	2-7-KC 25	(10:57) (Shotgun) A.Smith pass deep middle to J.Maclin to GB 14 for 61 yards (S.Shields).
47	2	1-10-KC 44	(12:52) A.Smith pass deep left to T.Kelce to GB 18 for 38 yards (S.Shields). PENALTY on GB-C.Hayward, Unsportsmanlike Conduct, 9 yards, enforced at GB 18.
31	3	3-17-GB 38	(2:31) (Shotgun) A.Smith pass deep middle to J.Maclin to GB 7 for 31 yards (C.Banjo).
20	3	2-4-KC 49	(4:35) (Shotgun) A.Smith pass short left to T.Kelce to GB 31 for 20 yards (S.Shields).
19	2	1-10-KC 46	(:08) (Shotgun) A.Smith scrambles right end to GB 35 for 19 yards (D.Jones).
17	4	4-17-GB 49	(3:57) (Shotgun) A.Smith pass deep middle to J.Maclin to GB 32 for 17 yards (S.Shields). GB-S.Shields was injured during the play.
16	4	2-10-KC 31	(5:10) (Shotgun) A.Smith pass deep middle to C.Conley to KC 47 for 16 yards (H.Clinton-Dix).
14	4	1-10-KC 17	(5:48) (Shotgun) A.Smith pass short middle to T.Kelce to KC 31 for 14 yards (H.Clinton-Dix).
13	2	2-10-KC 33	(:14) (Shotgun) J.Charles left tackle to KC 46 for 13 yards (C.Hayward).
13	3	2-10-KC 30	(5:49) (Shotgun) A.Smith pass short middle to J.Charles to KC 43 for 13 yards (H.Clinton-Dix).

Ten Longest Plays for Green Bay Packers

Yards	Qtr	Play Start	Play Description
52	4	3-8-GB 40	(13:31) (Shotgun) A.Rodgers pass deep right to J.Jones ran ob at KC 8 for 52 yards (E.Berry).
29	3	2-7-GB 5	(9:51) (No Huddle, Shotgun) A.Rodgers pass short left to R.Cobb to GB 34 for 29 yards (J.Fleming).
27	2	2-3-GB 30	(11:29) (No Huddle, Shotgun) A.Rodgers pass short middle to R.Cobb pushed ob at KC 43 for 27 yards (E.Berry).
27	2	1-10-KC 27	(:56) (No Huddle, Shotgun) A.Rodgers pass deep left to J.Jones for 27 yards, TOUCHDOWN.
26	1	1-10-KC 34	(10:40) (No Huddle, Shotgun) A.Rodgers pass short left to E.Lacy to KC 8 for 26 yards (D.Johnson).
20	2	2-18-GB 36	(15:00) (Shotgun) A.Rodgers pass deep right to J.Jones ran ob at KC 44 for 20 yards (T.Branch).
19	1	1-10-KC 49	(4:57) (No Huddle) A.Rodgers pass short middle to J.Starks to KC 30 for 19 yards (R.Parker).
16	1	2-4-KC 24	(3:37) (No Huddle, Shotgun) A.Harris left tackle to KC 8 for 16 yards (E.Berry).
15	2	3-10-GB 44	(2:00) (Shotgun) A.Rodgers pass short middle to R.Cobb to KC 41 for 15 yards (T.Branch).
13	2	1-10-KC 43	(10:50) (No Huddle, Shotgun) E.Lacy left guard to KC 30 for 13 yards (J.Houston, T.Branch).

Touchdown Scoring Information

		Offense	Defense	Special Teams
VISITOR	Kansas City Chiefs	4	0	0
HOME	Green Bay Packers	5	0	0

Player Scoring Information

Club	Player	TD	Rush TD	Rec TD	KO TD	Punt TD	Int TD	Fum TD	Misc TD	FG	XP	2Pt Rush	2Pt Rec	Sfty	Points
KC	J.Charles	0	3	0	0	0	0	0	0	0	0	0	0	0	18
KC	J.Maclin	0	0	1	0	0	0	0	0	0	0	0	0	0	6
KC	C.Santos	0	0	0	0	0	0	0	0	0	2	0	0	0	2
KC	T.Kelce	0	0	0	0	0	0	0	0	0	0	0	1	0	2
GB	R.Cobb	0	0	3	0	0	0	0	0	0	0	0	0	0	18
GB	M.Crosby	0	0	0	0	0	0	0	0	1	5	0	0	0	8
GB	T.Montgomery	0	0	1	0	0	0	0	0	0	0	0	0	0	6
GB	J.Jones	0	0	1	0	0	0	0	0	0	0	0	0	0	6

Possession Detail

	First Half		Second Half		Game	
	Visitor	Home	Visitor	Home	Visitor	Home
Largest Lead	0	17	0	24	0	24
Drives Leading	0	4	0	6	0	10
Time of Possession Leading	0:00	17:20	0:00	12:27	0:00	29:47
Largest Deficit	-17	0	-24	0	-24	0
Drives Trailing	5	0	7	0	12	0
Time of Possession Trailing	7:24	0:00	17:33	0:00	24:57	0:00
Times Score Tied Up		0		0		0
Lead Changes		1		0		1

Playtime Percentage

Percent of playtime per player on offense, defense and special teams

Kansas City Chiefs					Green Bay Packers								
		Offense	Defense	Special Teams			Offense	Defense	Special Teams				
B Grubbs	G	71	100%	2	6%	J Sitton	G	76	100%	6	19%		
D Stephenson	T	71	100%	2	6%	T Lang	G	76	100%	6	19%		
E Fisher	T	71	100%	2	6%	D Barclay	T	76	100%	6	19%		
L Duvernay-Tardif	G	71	100%	2	6%	D Bakhtiari	T	76	100%				
A Smith	QB	71	100%			C Linsley	C	76	100%				
M Morse	C	71	100%			A Rodgers	QB	76	100%				
J Maclin	WR	69	97%			T Montgomery	WR	66	87%	5	16%		
T Kelce	TE	66	93%	2	6%	J Jones	WR	66	87%				
J Charles	RB	62	87%			R Cobb	WR	66	87%				
J Avant	WR	38	54%	2	6%	R Rodgers	TE	53	70%	11	35%		
C Conley	WR	35	49%	17	55%	J Starks	RB	39	51%				
A Wilson	WR	34	48%	1	3%	E Lacy	RB	31	41%				
J O'Shaughnessy	TE	15	21%	10	32%	J Janis	WR	16	21%	17	55%		
D Thomas	WR	15	21%	6	19%	A Quarless	TE	14	18%				
C West	RB	9	13%	22	71%	J Kuhn	FB	13	17%	10	32%		
D Harris	TE	7	10%	12	39%	J Walker	G	6	8%	6	19%		
A Sherman	FB	5	7%	20	65%	A Harris	RB	4	5%	9	29%		
M Cooper	CB		76	100%	14	45%	A Ripkowski	FB	3	4%	22	71%	
D Johnson	LB		76	100%			D Adams	WR	3	4%			
M Peters	CB		76	100%			M Hyde	FS		71	100%	15	48%
J Houston	LB		73	96%			H Clinton-Dix	FS		71	100%	6	19%
R Parker	SS		71	93%	1	3%	C Hayward	CB		70	99%	8	26%
E Berry	FS		68	89%	5	16%	S Shields	CB		70	99%	3	10%
T Hali	LB		64	84%			C Matthews	LB		67	94%	3	10%
J Mauga	LB		51	67%	13	42%	D Randall	CB		54	76%	6	19%
D Poe	NT		51	67%	6	19%	J Peppers	LB		50	70%	3	10%
A Bailey	DE		49	64%	6	19%	M Neal	LB		44	62%	2	6%
J Howard	NT		43	57%	6	19%	J Thomas	LB		38	54%	23	74%
T Branch	SS		41	54%	21	68%	M Daniels	DT		38	54%	2	6%
M Devito	DE		27	36%	6	19%	N Palmer	LB		35	49%	9	29%
H Abdullah	FS		23	30%	14	45%	C Banjo	SS		33	46%	21	68%
P Gaines	CB		21	28%	1	3%	N Perry	LB		33	46%	2	6%
D Ford	LB		15	20%			B Raji	NT		25	35%	6	19%
J Fleming	CB		8	11%	15	48%	D Jones	DE		22	31%	2	6%
F Zombo	LB		3	4%	29	94%	Q Rollins	CB		17	24%	20	65%
D Sorensen	FS		2	3%	29	94%	J Elliott	LB		15	21%	25	81%
D Alexander	LB			28	90%		B Gaston	DT		11	15%		
R Wilson	LB			14	45%		M Pannel	DE		10	14%	6	19%
J Winchester	LS			8	26%		J Ryan	LB		4	6%	19	61%
D Colquitt	P			8	26%		L Gunter	CB		3	4%	5	16%
C Santos	K			7	23%		M Crosby	K				13	42%
K Davis	RB			6	19%		B Goode	LS				11	35%
Z Fulton	C			2	6%		T Masthay	P				11	35%
J Allen	G			2	6%		A Mulumba	LB				11	35%

