



PACKERS



**CAROLINA
PANTHERS**

Packers Weekly Media Information Packet

GREEN BAY PACKERS **VS** **CAROLINA PANTHERS**

Sunday, November 8, 2015 @ 12:00 p.m. CST • Bank of America Stadium



THE DOPE SHEET

OFFICIAL PROGRAM AND PUBLICATION, ACME-PACKERS FOOTBALL TEAM.

Packers Public Relations • Lambeau Field Atrium • 1265 Lombardi Avenue • Green Bay, WI 54304 • 920/569-7500 • 920/569-7201 fax
Jason Wahlers, Aaron Popkey, Sarah Quick, Tom Fanning, Nathan LoCascio

VOL. XVII; NO. 15

GREEN BAY, NOV. 3, 2015

WEEK 9

GREEN BAY (6-1) AT CAROLINA (7-0)

Sunday, Nov. 8 • Bank of America Stadium • 12 p.m. CST

PACKERS GO ON THE ROAD TO TAKE ON THE PANTHERS

The Green Bay Packers and Carolina Panthers will square off in a battle of the teams with the two best records in the NFC.

- ▶ After playing the undefeated Broncos last week, the Packers will be the third team in NFL history to play teams 6-0 or better in consecutive games (1934 Detroit and 2004 Pittsburgh), and the first to play both games on the road.
- ▶ According to the Elias Sports Bureau, this will be the sixth time Green Bay will play an undefeated team with at least seven wins (Nov. 2, 2008, at TEN, 7-0 / Nov. 4, 1990, vs. SF, 7-0 / Nov. 3, 1985, vs. CHI, 8-0 / Nov. 15, 1942, at CHI, 7-0 / Nov. 25, 1934, at DET, 10-0).
- ▶ The Packers and Panthers are facing each other in back-to-back seasons for the first time since 2007-08.
- ▶ Green Bay is 8-4 against the Panthers during the regular season, including 5-2 at Carolina.
- ▶ The Packers have scored 30-plus points in all four games against the Panthers under Head Coach **Mike McCarthy**.
- ▶ Green Bay has won 13 of its last 15 games in the regular season, including eight of the last nine.
- ▶ Dating back to Week 4 of 2014, the Packers are 6-3 on the road during the regular season, including 2-1 in 2015. Green Bay's .667 road winning percentage ranks No. 5 in the NFL over that span.
- ▶ The Packers have won six or more of their first seven games for the 14th time since 1940 and for the third time in the McCarthy era (7-0 in 2011 and 6-1 in 2007).
- ▶ The Packers are one of five NFL teams with one or fewer losses this season.



AGAINST THE NFC

Sunday starts a stretch that sees Green Bay playing NFC opponents in eight of the final nine games, including the next six contests.

- ▶ The Packers and Panthers are the only two teams in the NFL with 4-0 records against the NFC this season.
- ▶ Green Bay is 13-3 during the regular season against NFC teams since the start of last season. The Packers' .813 winning percentage is No. 1 among NFC teams over that span.
- ▶ During the McCarthy era (2006-present), Green Bay is 77-34-1 against NFC opponents during the regular season. The Packers' 77 wins are seven more than any other team over that span.
- ▶ QB **Aaron Rodgers** has recorded a passer rating of 109.2 against NFC opponents during the regular season in his career, which is No. 1 among active quarterbacks (min. 100 pass attempts).
- ▶ In four games against NFC teams this season, Rodgers has completed 84 of 118 passes for 903 yards, eight touchdowns, two interceptions and a 108.8 passer rating.
- ▶ In Week 10, the Packers will return to Lambeau Field to take on the Detroit Lions. It will be the first of four consecutive games against division opponents, including two against the Lions.

WITH THE CALL

FOX Sports, now in its 22nd season as an NFL network television partner, will broadcast the game to a regional audience.



- ▶ Play-by-play man **Joe Buck** joins color commentator **Troy Aikman** and sideline reporter **Erin Andrews**.
- ▶ Milwaukee's WTMJ (620 AM), airing Green Bay games since November 1929, heads up the Packers Radio Network that is made up of 50 stations in five states. **Wayne Larrivee** (play-by-play) and two-time Packers Pro Bowler **Larry McCarren** (color) call the action. McCarren first joined the team's broadcasts in 1995 and enters his 21st season calling Packers' games. McCarren has four times been voted Wisconsin Sportscaster of the Year by the National Sportscasters and Sportswriters Association. After originally being paired together in 1999, McCarren and Larrivee enter their 17th season of broadcasts together.
- ▶ Westwood One Sports will air the game across the country. **John Sadak** (play-by-play) and **Mark Malone** (analyst) will call the action and **Scott Graham** hosts the pregame and halftime shows.
- ▶ The broadcast is also available on Sirius Satellite Radio (WTMJ feed) as part of the network's NFL Sunday Drive.
- ▶ DIRECTV subscribers can watch the game on channel 709.

REGULAR SEASON

Date	Opponent	Time (CT)	TV
Sun., Sept. 13	at Chicago BearsW, 31-23 62,442	
Sun., Sept. 20	SEATTLE SEAHAWKSW, 27-17 78,433	
Mon., Sept. 28	KANSAS CITY CHIEFS (Gold Pkg.)W, 38-28 78,214	
Sun., Oct. 4	at San Francisco 49ersW, 17-3 70,799	
Sun., Oct. 11	ST. LOUIS RAMSW, 24-10 78,432	
Sun., Oct. 18	SAN DIEGO CHARGERSW, 27-20 78,434	
Sun., Oct. 25	BYE		
Sun., Nov. 1	at Denver Broncos	L, 10-29 77,075	
Sun., Nov. 8	at Carolina Panthers	12 p.m.	FOX
Sun., Nov. 15	DETROIT LIONS (Gold Pkg.)	12 p.m.	FOX
Sun., Nov. 22	at Minnesota Vikings	3:25 p.m.	FOX
Thu., Nov. 26	CHICAGO BEARS	7:30 p.m.	NBC
Thu., Dec. 3	at Detroit Lions	7:25 p.m.	CBS/NFLN
Sun., Dec. 13	DALLAS COWBOYS	*3:25 p.m.	FOX
Sun., Dec. 20	at Oakland Raiders	*3:05 p.m.	FOX
Sun., Dec. 27	at Arizona Cardinals	*3:25 p.m.	FOX
Sun., Jan. 3	MINNESOTA VIKINGS	*12 p.m.	FOX

*—Start time and broadcast may shift due to NFL flexible scheduling

NFL POSTSEASON DATES

Jan. 9-10	AFC and NFC Wild Card Playoffs
Jan. 16-17	AFC and NFC Divisional Playoffs
Jan. 24	AFC and NFC Championship Games
Jan. 31	Pro Bowl, Aloha Stadium, Honolulu, Hawaii
Feb. 7	Super Bowl 50, Levi's Stadium, Santa Clara, California





PACKERS AT PANTHERS - WEEK 9

STAT OF THE WEEK

- ▶ Green Bay rookie CB Damarious Randall recorded his first career interception in Week 8 against the Broncos.
- ▶ In Week 5, rookie CB Quinten Rollins registered the first two interceptions of his career against St. Louis, including one he returned for a touchdown.
- ▶ Dating back to 1970, this is just the fifth time Green Bay has had two or more draft picks record one or more interceptions each in the first seven games of their rookie season:

2012	Casey Hayward	4
	Jerron McMillian	1
1999	Antuan Edwards	3
	Mike McKenzie	2
	Fred Vinson	1
1979	Charles Johnson	1
	Rich Wingo	1
1978	John Anderson	4
	Mike Hunt	1

- ▶ Green Bay is one of just three teams to have two rookies each record one or more interceptions this season:

NO	Stephone Anthony	1
	Delvin Breaux	1
PHI	Jordan Hicks	1
	Eric Rowe	1

- ▶ Rollins is tied with Buccaneers LB Kwon Alexander and Bills CB Ronald Darby for No. 2 among NFL rookies in interceptions this season, trailing only Chiefs CB Marcus Peters (three).
- ▶ Rollins and Peters are the only rookies in the league with an interception return for a touchdown this season.

WHAT TO LOOK FOR

- ▶ The Packers have won six of the last eight games against Carolina, including three of the last four.
- ▶ Green Bay's last trip to Carolina came in 2011 in Week 2, a 30-23 victory over the Panthers.
- ▶ The Packers look to win the next game after a loss for the seventh consecutive time during the regular season.
- ▶ Green Bay last lost consecutive games during the 2013 regular season (Games 9-10).
- ▶ The Packers have not lost back-to-back games during the same regular season with Aaron Rodgers as the starting quarterback since 2010 (Games 5-6).
- ▶ Green Bay looks to rush for 120-plus yards for the sixth time this season. The Packers are tied for No. 1 in the NFL this season with five games with 120-plus rushing yards (Atlanta, Carolina and Pittsburgh).
- ▶ Green Bay's four games with three-plus sacks this season are tied for No. 5 in the NFL.
- ▶ The Packers will face Carolina QB Cam Newton for the third time. In the previous two matchups, Green Bay has forced a total of four interceptions and a combined passer rating of 72.3.

OFFENSE

- ▶ If QB **Aaron Rodgers** throws for 300-plus yards, it will be the 42nd 300-yard passing game of his career during the regular season.
- ▶ Dating back to 2014, Rodgers has not thrown an interception in 19 of the last 23 regular-season games, including eight of the last nine. The Packers are 17-2 in those games.
- ▶ Since the start of the 2014 season, Rodgers has thrown 53 touchdowns and seven interceptions.
- ▶ In the previous three games against Carolina, Rodgers has completed 67 of 97 passes for 861 yards, eight touchdowns, one interception and a passer rating of 119.8.
- ▶ In the win over Carolina last season, Rodgers recorded a passer rating of 154.5 and completed 86.4 percent of his passes (19 of 22) for 255 yards and three touchdowns. It was the highest completion percentage of his career (min. 10 att.) and the second-highest passer rating of his career behind the 155.4 rating at Cleveland in 2009.
- ▶ WR **Randall Cobb** needs one catch to extend his streak of consecutive regular-season games with a reception to 48. Cobb is currently tied with Ahman Green (2000-03) for the ninth longest streak in franchise history and trails Max McGee (49, 1959-1963) for eighth place.
- ▶ Last season, Cobb recorded 121 yards and one touchdown on six receptions (20.2 avg.) against the Panthers.
- ▶ Dating back to last season (with Oakland in 2014), WR **James Jones** has registered a touchdown reception in seven of the last 10 games. He has totaled eight touchdown receptions over that span.
- ▶ Jones is tied for No. 4 in the NFL with seven receptions of 25-plus yards this season. His career high for 25-yard receptions in a season is eight in 2013. Jones has also recorded seven in 2010, 2011 and 2012.

DEFENSE

- ▶ LB **Clay Matthews** has 13 career games with two or more sacks. He is one shy of tying Tim Harris (14, 1986-90) for No. 3 in team history (Reggie White, 16; Kabeer Gbaja-Biamila, 15).
- ▶ LB **Julius Peppers** leads the team with 5.5 sacks this season. Dating back to last season (including playoffs), Peppers has 10 sacks in the last 11 games.

- ▶ Peppers has totaled three sacks in his last two games against Carolina.
- ▶ Peppers has recorded a sack in five games this season, which is **tied for No. 2 in the NFL** (DEN DeMarcus Ware, HOU J.J. Watt, CIN Geno Atkins and Carlos Dunlap) behind six by DET Ezekiel Ansah.

SPECIAL TEAMS

- ▶ Green Bay is tied for No. 1 in the NFL (Minnesota) in opponent punt return average at 4.0 yards per return.
- ▶ In Week 6, the Packers' **Mason Crosby** (280) surpassed Ryan Longwell (278) for the most field goal attempts in team history. In Week 2, Crosby (1,089) passed Longwell (1,054) for the franchise career scoring record.

2015 HONOR ROLL

QB Aaron Rodgers

NFC Offensive Player of the Week – Week 3 (vs. Kansas City)

- Ranks first in franchise history with 13 Player of the Week Awards, passing Brett Favre (12).
- Leads the league with the most Player of the Week Awards since 2010 (13).
- Named Player of the Week for the sixth consecutive season.



THE DOPE ON THIS WEEK'S OPPONENT:

Packers vs. Panthers:

Regular season, all-time:

8-4

All-time, in Carolina:

5-2

Streaks: The Packers have won three of the last four meetings.

Last meeting, regular season:

Oct. 19, 2014, at Lambeau Field; Packers won, 38-17



COACHES CAPSULES

Mike McCarthy: 107-56-1, .655, (incl. 7-6 postseason); 10th NFL season

Ron Rivera: 39-33-1, .541, (incl. 1-2 postseason); 5th NFL season

Head to Head: McCarthy 2-0

vs. Opponent: McCarthy 3-1 vs. Panthers; Rivera 0-2 vs. Packers

MIKE MCCARTHY...Is in his 10th year as the Packers' 14th head coach.

- ▶ Joined Vince Lombardi and Mike Holmgren as the only coaches to guide the Packers to a Super Bowl title with a win over Pittsburgh in Super Bowl XLV.
- ▶ Led the Packers to their sixth consecutive playoff appearance last season, joining New England as the only two NFL teams to do so over that span. Has also led the team to seven playoff appearances in the last eight years (2007, 2009-14).
- ▶ Has guided the Packers to top-10 finishes in scoring each of the past eight seasons (2007-14), joining the Patriots as the only other team to accomplish the feat; Packers finished first overall in scoring in 2014.
- ▶ His .666 winning percentage during the regular season (100-50-1) ranks No. 3 among active NFL coaches (min. 50 games).
- ▶ Was named Packers head coach on Jan. 12, 2006, his first head-coaching job after 13 years as an NFL assistant.

RON RIVERA...Is in his fifth year as the Panthers' fourth head coach.

- ▶ Helped his franchise become the first team in NFC South history to win back-to-back division titles (2013-14).
- ▶ Led Carolina to four consecutive wins to finish the 2014 season at 7-8-1, and captured his first-career playoff victory over the Arizona Cardinals.
- ▶ Last season, the Panthers put together a third consecutive top-10 finish in defensive yards allowed, joining Seattle and San Francisco as the only teams to accomplish the feat.
- ▶ Named NFL Coach of the Year by *The Associated Press* following the 2013 season.
- ▶ Before joining the Panthers, he worked for the San Diego Chargers from 2007-10, coaching inside linebackers before becoming the defensive coordinator midway through the 2008 season.

THE PACKERS-PANTHERS SERIES

- ▶ The first-ever meeting between the two teams came in the 1996 NFC Championship, when the Packers beat a Panthers team, coached by current Green Bay defensive coordinator Dom Capers, 30-13 at Lambeau Field.
- ▶ This will be the 13th regular-season contest between the two teams, with the Packers holding an 8-4 advantage in the series, including wins in three of the last four.
- ▶ The Panthers own a 2-1 record vs. Green Bay in the month of November.

NOTABLE CONNECTIONS

Packers LB Julius Peppers was born in Wilson, N.C., went to Nash High School in Bailey, N.C., attended the University of North Carolina and was selected by the Panthers in the first round (second overall) of the 2002 NFL Draft, who he played for from 2002-09...Packers DC Dom Capers served as the first HC in Carolina franchise history from 1995-98, guiding the Panthers to the NFC Championship Game in just his second season...Packers DL coach Mike Trgovac coached on Carolina's staff for seven seasons (2002-08), the final six as DC...Packers TE Richard Rodgers' father, Richard Rodgers Sr., is the Panthers asst. DBs coach...Packers RBs coach Sam Gash was born in Hendersonville, N.C., and ran for 4,739 yards and 72 TDs at Hendersonville High...Packers LB Joe Thomas played at South Carolina State and is from Blackville, S.C. ...Panthers P Brad Nortman played at Central High School in his hometown of Brookfield, Wis., and was teammates with Packers QB Scott Tolzien and WR Jared Abbrederis at the University of Wisconsin...Panthers LB A.J. Klein is from Kimberly, Wis., and attended Kimberly High School...Panthers LS J.J. Jansen entered the NFL with the Packers as an UDFA in 2008 and spent that season on injured reserve with Green Bay...Panthers asst. special teams/nickel backs coach Curtis Fuller played safety for the Packers from 2003-04 and was Green Bay's special teams asst. in 2009 and coaching administrator in 2010...Fuller also coached for the Raiders in 2007 while Packers secondary-safeties coach Darren Perry was on staff...In 2014, Packers QB Aaron Rodgers and Panthers LB Thomas Davis were finalists for the NFL Man of the Year Award, with Davis becoming the eventual recipient of the award...Packers senior personnel executive Alonzo Highsmith and Panthers OC Mike Shula were high school teammates at Christopher Columbus High School in Miami, Fla. ...In 2005, Packers HC Mike McCarthy was the OC for San Francisco while Panthers TEs coach Pete Hoener worked in the same role and QBs coach Ken Dorsey played the position for the 49ers...Packers TEs coach Jerry Fontenot and Panthers HC Ron Rivera were teammates on the Chicago Bears from 1989-92...Fontenot was still playing in Chicago when Shula coached TEs for the Bears from 1993-95...Fontenot was coached on the OL in New Orleans in 1996 by Panthers OL coach John Matsko...In 1998, Rivera coached for Chicago while Packers OC Edgar Bennett played for the Bears...In 2008-09, Packers QBs/WRs coach Alex Van Pelt and Panthers asst. OL coach Ray Brown were on the same staff in Buffalo...Van Pelt and Gash both played for the Bills while Panthers special teams coord. Bruce DeHaven coached for Buffalo...Capers coached on the same staff as Panthers RBs coach Jim Skipper at San Jose State in 1977, for the Philadelphia/Baltimore Stars in the USFL in 1984-85 and for the Saints from 1986-91...Packers asst. OL coach Mike Solari coached with DeHaven in Seattle (2007-09), Brown (1996, 2010) and Hoener (2010) in San Francisco, and Matsko in Kansas City (2006-07)...Peppers and Panthers TE Greg Olsen were playing for the Bears while Panthers DL coach Eric Washington worked in the same position for Chicago in 2010...Packers DT Letroy Guion was teammates in Minnesota with Panthers QB Joe Webb from 2010-13...Gash coached for the Jets in 2005-06 while Panthers WR Jericho Cotchery played...Former college teammates include Packers CB Sam Shields and Olsen (Miami), Packers LB Clay Matthews and Panthers C Ryan Kalil (Southern California), Packers C Corey Linsley and Panthers WR Corey Brown and G Andrew Norwell (Ohio State), Packers S Ha Ha Clinton-Dix and RB Eddie Lacy and Panthers WR Kevin Norwood (Alabama), Packers LB Mike Neal and Panthers DT Kawann Short (Purdue), and Packers DT B.J. Raji and Panthers LB Luke Kuechly (Boston College).

LAST MEETING, REGULAR SEASON

Oct. 19, 2014, at Lambeau Field; Packers won, 38-17.

- ▶ QB Aaron Rodgers connected on 19 of 22 passes for 255 yards and three TDs (154.5 passer rating).
- ▶ WRs Randall Cobb and Jordy Nelson combined for 10 catches, 201 yards and two TDs.
- ▶ QB Cam Newton completed 17 of 31 pass attempts for 205 yards, one TD and one INT (72.6 passer rating).
- ▶ TE Greg Olsen hauled in all eight of his targets for 105 yards.



PACKERS AT PANTHERS - WEEK 9

QUICK OUT OF THE GATE

Green Bay has continued to start games fast this season, scoring touchdowns in the first quarter in six of seven games.

- The Packers just wrapped up a streak of scoring in the first quarter in 22 straight regular-season games, an NFL record (Game 1 of 2014 - Game 6 of 2015). The next longest was 17 by the Chicago Bears (1983-84) and Pittsburgh Steelers (2004-05).
- Green Bay has averaged 9.4 points in the first quarter this season, **No. 1 in the NFL**, and given up 2.3 points per game, **No. 3 in the NFL**.

Team	Points Per Game/First Quarter
1. Green Bay	9.4
2. Cincinnati	7.4
3. Arizona	7.4

Team	Points Allowed Per Game/First Quarter
1. Denver	0.0
2. Carolina	2.1
3. Green Bay	2.3

- Green Bay has scored touchdowns on the opening drive in three of the last four games.
- The Packers have a plus-50 first-quarter point differential this season, **No. 1 in the NFL**:

Team	First-Quarter Point Differential (2015)
1. Green Bay	+50
2. New Orleans	+35
3t. Cincinnati	+25
3t. Arizona	+25

- Dating back to 2014, the Packers have outscored their opponents, 148-27, in the first quarter at Lambeau Field.
- In 2014, Green Bay scored 89 unanswered points at home in the first quarter from the Week 2 game vs. the N.Y. Jets through Week 14 vs. Atlanta. It was the most consecutive points scored at home in the first quarter since the Miami Dolphins scored 93 straight in the 1978-79 seasons.
- The Packers' 151 first-quarter points during the 2014 regular season were the **most in the NFL in a single season**, dating back to 1991.

Team	First-Quarter Points
1. Green Bay, 2014	151
2. Denver, 1998	144
3. St. Louis, 2001	140

- Green Bay is averaging 13.1 points per game in the first half of games this season, **No. 9 in the NFL**.
- Dating back to 2006, the Packers have recorded three of the top six single-season first-half point totals in the NFL:

Team	First-Half Points
1. New England, 2007	333
2. Green Bay, 2014	310
3. New England, 2012	290
4. Denver, 2013	288
5. Green Bay, 2011	286
6. Green Bay, 2009	269

- Dating back to 1991, Green Bay's average of 19.4 points in the first half of games in 2014 was the second-best recorded in a single season:

Season	First-Half Points Per Game (2014)
1. New England, 2007	20.8
2. Green Bay, 2014	19.4
3. St. Louis, 2001	19.1

- Packers QB **Aaron Rodgers** ranks among the best in the league in several passing categories in the first half of games this season (min. 60 att.):

Player	Passer Rating
1. Derek Carr, OAK	123.5
2. Drew Brees, NO	112.0
3. Andy Dalton, CIN	109.2
4. Ben Roethlisberger, PIT	107.1
5. Tom Brady, NE	105.8
6. Aaron Rodgers, GB	104.4

Player	Passing Touchdowns
1. Derek Carr, OAK	11
2t. Aaron Rodgers, GB	8
2t. Blake Bortles, JAX	8
2t. Tom Brady, NE	8
2t. Drew Brees, NO	8
2t. Eli Manning, NYG	8
2t. Carson Palmer, ARI	8
2t. Matthew Stafford, DET	8

Player	25+ Yard Pass Plays
1. Derek Carr, OAK	11
2. Andy Dalton, CIN	10
3t. Aaron Rodgers, GB	9
3t. Carson Palmer, ARI	9

Player	Touchdown Percentage
1. Derek Carr, OAK	8.8
2. Jameis Winston, TB	7.4
3. Aaron Rodgers, GB	6.7
4. Blake Bortles, JAX	6.3

- Rodgers has thrown 33 touchdowns and two interceptions in the first half since the start of the 2014 regular season.
- Rodgers threw for 275-plus yards in the first half four times in the 2014 regular season, the most by an NFL quarterback over the past 25 seasons (1990-2014), with no other QB posting more than two in a season.
- Green Bay scored on all five first-half drives in both Weeks 13 and 14 of last season (six TDs, four FGs).
- With 30 points in the first half of the Week 11 victory over Philadelphia in 2014, Green Bay became the first team in NFL history to score 28-plus points in the first half of four consecutive home games.

PACKERS AT PANTHERS - WEEK 9

MAKING GAINS

Green Bay has five touchdowns of 20-plus yards so far this season, tied for **No. 7 in the NFL**.

- Green Bay's big-play ability allows them to score quickly. After **leading the league** in points per play (0.486) last season, the Packers rank **No. 4** in points per play (0.428) in 2015.
- Green Bay is tied for **No. 8 in the NFL** with 17 pass plays of 25-plus yards this season.
- In Week 5, WR **James Jones** registered a 65-yard touchdown reception, his seventh career touchdown catch of 65-plus yards.
- Jones is **tied for No. 4 in the NFL** with seven receptions of 25-plus yards this season:

Team	Receptions of 25-Plus Yards
1. Rob Gronkowski, NE	10
2t. Antonio Brown, PIT	8
2t. Greg Olsen, CAR	8
3t. James Jones, GB	7
3t. Odell Beckham Jr., NYG	7
3t. Stefon Diggs, MIN	7
3t. T.Y. Hilton, IND	7
3t. DeAndre Hopkins, HOU	7
3t. Calvin Johnson, DET	7
3t. Allen Robinson, JAX	7

- Among players with 20 receptions this season, Jones ranks **No. 2 in the league** with an average of 19.4 yards per catch.
- Since the start of the 2013 regular season, the Packers are **No. 2 in the league** in pass plays of 25-plus yards:

Team	Pass Plays of 25-Plus Yards
1. Denver	101
2. Green Bay	95
3. Pittsburgh	92
4. Philadelphia	90

- RB **James Starks** recorded a career-best 65-yard touchdown run against San Diego in Week 6, the longest TD run by a Packer since RB DeShawn Wynn's 73-yard TD vs. DET on Dec. 28, 2008.
- Green Bay currently ranks **No. 10 in the NFL** in yards per play this season. The Packers finished the 2014 regular season **ranked No. 1 in the NFL** in yards per play (6.17). The Packers have finished in the top 10 in yards per play in six of the nine seasons under Head Coach **Mike McCarthy**:

Season	Yards Per Play/Ranking
2006	5.03 (19th)
2007	6.02 (2nd)
2008	5.55 (11th)
2009	5.82 (9th)
2010	5.73 (6th)
2011	6.56 (2nd)
2012	5.58 (14th)
2013	5.96 (4th)
2014	6.17 (1st)
2015	5.71 (10th)

IN THE ZONE

Green Bay's has scored on 22 trips in the red zone, which is tied for the **10th most** this season:

- Green Bay averages 5.35 points in the red zone per game this season, **No. 5 in the NFL**:

Team	Red-Zone Points
1. New England	5.88
2. New York Jets	5.76
3. Arizona	5.49
4. Pittsburgh	5.45
5. Green Bay	5.35

- Green Bay ranks **No. 4 in the league** in 2015 in red-zone scoring efficiency:

Team	Red-Zone Scoring Efficiency
1. New England	100.0
2. Arizona	97.1
3. New York Jets	96.0
4. Green Bay	95.7
5. Pittsburgh	95.5
6. Dallas	95.2

- The Packers have recorded 11 touchdown passes in the red zone, tied for **No. 6 in the NFL** in 2015.

Team	Red-Zone Passing Touchdowns
1. Arizona	17
2. New England	16
3. San Diego	14
4t. Cincinnati	12
4t. New York Jets	12
6t. Green Bay	11
6t. Detroit	11
6t. Houston	11
6t. Jacksonville	11

- WR **Randall Cobb** is **tied for No. 7 in the NFL** with four touchdown receptions in the red zone this season.
- From 2009-14, the Packers ranked in the top-10 in red-zone points five times, including four times in the top five:

Season	Red-Zone Points/NFL Ranking
2009	297 (4th)
2010	260 (8th)
2011	358 (3rd)
2012	249 (13th)
2013	297 (4th)
2014	312 (4th)



PACKERS AT PANTHERS - WEEK 9

NOT IN A GIVING MOOD

The Packers have turned the ball over just four times this season, tying 2014 with the fewest turnovers in the first seven games of a season for the Packers since 1940.

► Green Bay ranks No. 2 in turnovers in the NFL this season. A look at Green Bay's giveaway totals each season since 2006 and where that ranked in the NFL:

<u>Season</u>	<u>Giveaways/Ranking</u>
2006	33 (26th)
2007	24 (t-7th)
2008	21 (t-8th)
2009	16 (1st)
2010	22 (10th)
2011	14 (2nd)
2012	16 (t-2nd)
2013	25 (t-15th)
2014	13 (t-1st)
2015	4 (2nd)

► Green Bay's 110 turnovers since 2009 are **No. 2 in the NFL**:

<u>Team</u>	<u>Total Giveaways Since 2009</u>
1. New England	101
2. Green Bay	110
3. San Francisco	120
4. Baltimore	142

► In 2014, the Packers recorded the fewest total giveaways in a single regular season in team history. The four best giveaway seasons in franchise history have come under Head Coach **Mike McCarthy's** direction:

<u>Season</u>	<u>Total Giveaways</u>
1. 2014	13
2. 2011	14
3t. 2009, 2012	16

► The Packers have not turned the ball over in five games this season, **tied for No. 1 in the NFL**:

<u>Team</u>	<u>Zero-Turnover Games (2015)</u>
1t. Green Bay	5
1t. New England	5
3t. Kansas City	4
3t. San Francisco	4

► Green Bay did not turn the ball over in seven games last season, **tied for No. 2 in the NFL** (New England-eight, Seattle-seven). For the first time in team history (since 1933), the Packers did not turn the ball over in four straight games in a single season (Weeks 11-14, 2014), a feat they matched in the first four games this season (Weeks 1-4, 2015). Green Bay has registered 38 zero-turnover games since 2009, which is tied for **No. 2 in the NFL** over that span:

<u>Team</u>	<u>Zero-Turnover Games Since 2009</u>
1. New England	43
2t. Green Bay	38
2t. San Francisco	38

► Green Bay is 73-20-1 (.782) in the regular season under McCarthy when it doesn't have a giveaway or turns it over just once. A look at the Packers' record by the number of giveaways they have in a game since 2006:

<u>Giveaways In Game</u>	<u>GB Record Since 2006</u>
None	41-6-1 (.865)
One	32-14 (.696)
Two	21-16 (.568)
Three-plus	6-14 (.300)

PROLIFIC PACKERS

Dating back to 2010, Green Bay has been one of the most productive offenses in the NFL.

► A glance at where the Packers rank in several offensive categories **since 2010**:

<u>Team</u>	<u>Points Per Game</u>
1. New England	31.6
2. Green Bay	28.3
3. New Orleans	27.5

<u>Team</u>	<u>30-Point Games</u>
1. New England	54
2t. Green Bay	38
2t. Denver	38
4. New Orleans	37

<u>Team</u>	<u>40-Point Games</u>
1. New England	19
2. Green Bay	15
3t. Denver	11
3t. New Orleans	11

<u>Team</u>	<u>Total Touchdowns</u>
1. New England	320
2t. Green Bay	293
2t. New Orleans	293
4. Denver	283

<u>Team</u>	<u>Passing Touchdowns</u>
1. New Orleans	209
2. Green Bay	200
3. New England	189

<u>Team</u>	<u>Net Yards Per Game</u>
1. New Orleans	413.3
2. New England	395.6
3. Philadelphia	388.2
4. Denver	382.0
5. Green Bay	377.8

► A look at Green Bay's regular-season record **since 2006** by point total:

<u>Points Scored</u>	<u>GB Record Since 2006</u>
30-plus	58-5 (.921)
21-29	31-17-1 (.643)
11-20	8-17 (.320)
10 or less	3-11 (.214)

PACKERS AT PANTHERS - WEEK 9

AT THE HELM

Having led Green Bay to the playoffs in seven of his first nine seasons as head coach, **Mike McCarthy** is joined by Vince Lombardi and Mike Holmgren as the only coaches to guide the Packers to a Super Bowl win with a victory over Pittsburgh in Super Bowl XLV.

► McCarthy guided the Packers to a franchise-record fourth consecutive division title in 2014.

► With a win at Tampa Bay in Week 16 of the 2014 season, McCarthy passed Lombardi for the No. 2 spot in team history as far as overall victories:

<u>Coach</u>	<u>Overall Wins</u>
1. Curly Lambeau, 1921-49	212
2. Mike McCarthy, 2006-15	107
3. Vince Lombardi, 1959-67	98
4. Mike Holmgren, 1992-98	84

► The 107 overall wins are the most in the NFC and the third most in the NFL since 2006 (NE 130 and IND 108). McCarthy reached 100 career wins (including playoffs) in just his 155th game. He was the fastest to reach 100 wins in the NFL since George Seifert in 1996 (132 games).

► McCarthy reached 100 overall wins faster than any active NFL coach:

<u>Coach</u>	<u>Games Needed For 100 Wins</u>
1. Mike McCarthy, GB	155
2. Andy Reid, PHI/KC	165
3. Bill Belichick, CLE/NE	172

► McCarthy recorded his third regular season with 12-plus wins in 2014 (2007, 2011), passing Curly Lambeau (1929, 1931), Lombardi (1962, 1966), Holmgren (1996-97) and Mike Sherman (2001-02) for the most by a coach in franchise history.

► McCarthy has guided the Packers to five seasons with 11-plus wins (2007, 2009, 2011-12, 2014), passing Lombardi (1961-63, 1966) and Holmgren (1995-98) for the **most by a coach in franchise history**.

► McCarthy's six regular seasons with 10-plus wins are tied with Lambeau for the team record.

► In Week 12 of the 2014 season, McCarthy registered his 90th career regular-season win, passing Lombardi (89) for the second most in franchise history (Lambeau, 209).

► McCarthy joined Pittsburgh's Bill Cowher (2005) as the only Super Bowl-winning coaches to lead their respective teams to three road wins as the No. 6 seed in the postseason en route to a world title.

► Including playoffs, McCarthy has a 107-55-1 record since taking over as head coach in 2006, a .660 winning percentage that ranks **No. 2 among current NFL head coaches** (minimum 60 games):

<u>Coach</u>	<u>Winning Pct.</u>
1. Bill Belichick, CLE/NE	.669 (238-118)
2. Mike McCarthy, GB	.664 (107-54-1)
3. Mike Tomlin, PIT	.628 (91-54)

► McCarthy coached in his 134th game in Week 13 at Detroit in 2013 (including playoffs), moving him past Bart Starr for No. 2 in team history:

<u>Coach</u>	<u>Overall Games</u>
1. Curly Lambeau, 1921-49	339
2. Mike McCarthy, 2006-14	164
3. Bart Starr, 1975-83	133

► In the Week 6 victory over the San Diego Chargers, McCarthy earned the 100th regular-season win of his career in just his 150th game, making him the seventh fastest coach in NFL history and the fastest current NFL coach to reach the 100-win plateau:

<u>Coach (Current)</u>	<u>Games Needed For 100 Wins</u>
1. Mike McCarthy, GB	150
2. Andy Reid, PHI/KC	164
3. Bill Belichick, CLE/NE	177
4. John Fox, CAR/DEN	182
5. Tom Coughlin, JAX/NYG	186

► Since McCarthy took over in 2006, the Packers rank **No. 2 in the NFL** in regular-season winning percentage:

<u>Team</u>	<u>Winning Pct.</u>
1. New England	.788 (119-32)
2. Green Bay	.666 (100-50-1)
3. Indianapolis	.651 (99-53)

WINNING WAYS

With a win in Week 15 at Chicago in 2012, Green Bay posted its fourth straight 10-win season, tying a franchise record that was done three other times in club annals (1929-32, 1995-98, 2001-04).

► A victory vs. Tennessee in Week 16 brought the Packers' win total to 47 from 2009-12, which ranks second in franchise history for a four-year period:

<u>Seasons</u>	<u>Regular-Season Wins</u>
1. 1995-98	48
2. 2009-12	47
3. 1994-97	46

► Green Bay's five 10-win regular seasons since 2009 are tied for No. 2 (Indianapolis) in the NFL behind New England's six.

► A look at the top regular-season win totals in the league since 2009:

<u>Team</u>	<u>Regular-Season Wins (Since 2009)</u>
1. New England	79
2. Green Bay	73
3. New Orleans	65
4. Baltimore	63

► The Packers are the only NFC team and one of two teams in the league (New England) to make the playoffs each of the past six seasons (2009-14).

► Including playoffs, the Packers have won 79 games since 2009, which ranks **No. 2 in the league** over that span:

<u>Team</u>	<u>Total Wins (Since 2009)</u>
1. New England	87
2. Green Bay	79
3. Baltimore	71



PACKERS AT PANTHERS - WEEK 9

DIFFERENTIAL MAKES A DIFFERENCE

Green Bay finished in the top 10 in the league in turnover differential in six consecutive seasons (2007-12), the only team in the NFL to accomplish that feat over that span.

- Green Bay is **tied for No. 2 in the NFL** this season with a plus-7 turnover differential:

<u>Team</u>	<u>Turnover Margin (2015)</u>
1. New York Giants	plus-11
2t. Green Bay	plus-7
2t. New England	plus-7
4t. Carolina	plus-5
4t. Denver	plus-5
6t. Cincinnati	plus-4
6t. Philadelphia	plus-4

- Since the start of the 2014 regular season, the Packers have a plus-21 turnover differential, the **best in the NFL**:

<u>Team</u>	<u>Turnover Margin</u>
1. Green Bay	plus-21
2. New England	plus-19
3. Arizona	plus-11
4t. Denver	plus-10
4t. Houston	plus-10
6t. Seattle	plus-9
6t. New York Giants	plus-9

- A look at where Green Bay ranks in the category since 2009:

<u>Team</u>	<u>Turnover Margin (Since 2009)</u>
1. New England	plus-104
2. Green Bay	plus-83
3. San Francisco	plus-65

- Green Bay has won or come out even in the turnover battle in 59 of its last 72 regular-season games.
- During the **Mike McCarthy** era (2006-present) the Packers are plus-94 in turnover margin, No. 2 in the NFL over that span:

<u>Team</u>	<u>Turnover Margin</u>
1. New England	plus-129
2. Green Bay	plus-94
3. Atlanta	plus-41
4. Chicago	plus-32
5t. Baltimore	plus-31
5t. San Francisco	plus-31

- Green Bay ranked **No. 2 in the league** in 2011 with a plus-24 turnover differential, trailing only San Francisco (plus-28). That mark was tied for No. 2 in franchise history. Two of the top five ratios have come under McCarthy:

<u>Season</u>	<u>Turnover Margin</u>
1. 1943	plus-26
2t. 1941	plus-24
2t. 1965	plus-24
2t. 2009	plus-24
2t. 2011	plus-24

- During McCarthy's tenure, the Packers have a 72-9-1 (.884) regular-season record when they come out ahead in the game in turnover ratio:

<u>Turnover Margin</u>	<u>GB Record Since 2006</u>
minus-3 or worse	0-2 (.000)
minus-2	2-11 (.154)
minus-1	8-16 (.333)
even	18-12 (.600)
plus-1	36-5-1 (.869)
plus-2	17-2 (.895)
plus-3 or better	19-2 (.905)

BREAKING DOWN THE 53

The Packers' 53-man roster is composed of 26 offensive players, 24 defensive players and three specialists.

- According to the Elias Sports Bureau, Green Bay was joined by Tampa Bay and Jacksonville as the only teams in the NFL to have at least two rookie free agents make the opening-day roster each of the last six seasons (2010-15).
- Green Bay's average age on the opening-day roster was 25.23, making it the second-youngest team in the NFL (St. Louis, 24.96).
- Of the 53 players on Green Bay's roster, 35 of them (66.0 percent) were draft picks of the Packers. Dating back to 2009, Green Bay has selected eight players in the first round, seven of which are still on the team.
- Green Bay has 16 players on the roster that began their careers as non-drafted free agents, with 10 of those originally signed by Green Bay.
- Over 40 percent of the players (22 of 53, 41.5 percent) on Green Bay's roster entered the league as a sixth-round or seventh-round pick or as a non-drafted player.
- The Packers have six players on the roster that played in the NFL prior to the 2009 season. Four of those players were draft picks of the Packers (QB **Aaron Rodgers**, WR **James Jones**, K **Mason Crosby** and G **Josh Sitton**) and four have made at least one Pro Bowl (FB **John Kuhn**, Rodgers, LB **Julius Peppers** and Sitton).
- Of the 53 players on the roster, 45 began their pro careers with the Packers (84.9 percent).
- Only 20 of the 53 players on the roster (37.7 percent) were selected in the first three rounds of the draft, with 19 being drafted by the Packers.
- Of the 53 players on the roster, 43 of them (81.1 percent) are 28 years old or younger (as of Nov. 8) and 24 players (45.3 percent) are 24 years old or younger.

GREEN BAY'S ROSTER ...

BY AGE (as of Nov. 8)

21-24	24 players
25-28	19 players
29-32	8 players
33-plus	2 players

BY EXPERIENCE

R-1	12 players
2-3	17 players
4-5	7 players
6-9	14 players
10-plus	3 players

BY DRAFT ROUND

1st	9 players
2nd/3rd	10 players
4th/5th	11 players
6th/7th	7 players
Undrafted	16 players



PACKERS AT PANTHERS - WEEK 9

SACKING PACK

With **Dom Capers** as defensive coordinator (2009-15), the Packers have recorded 268 sacks, which is **No. 3 in the NFL** over that span.

► Green Bay is **No. 4 in the NFL** in sacks this season:

Team	Sacks (2015)
1. Denver	29
2t. New England	26
2t. St. Louis	26
4. Green Bay	23

► Dating back to 1963, Green Bay's 23 sacks are tied for the ninth most by the Packers in the first seven games of a season (2013 and 1970).

► The Packers recorded seven sacks against Kansas City in Week 3, which is tied for the highest single-game total for Green Bay during the Capers era (vs. CHI, 9/13/12 / vs. TEN, 12/23/12 / at TB, 12/21/14).

► Green Bay followed it up with six sacks at San Francisco in Week 4. It was the first time Green Bay posted back-to-back games with six-plus sacks since 1978.

► The Packers defense recorded three or more sacks in four consecutive games (Weeks 3-6) for the first time since 2013 (five consecutive games, Weeks 3, 5-8).

► Green Bay recorded a sack in 42 consecutive regular-season games, a franchise record (Game 13 in 2012 to Game 6 in 2015).

► Dating back to 1963, the Packers' nine sacks during the 2014 playoffs tied (1967) for the third most Green Bay has recorded in a single post-season (11 in 2010 and 10 in 2003).

SPREADING AROUND THE SACKS

So far this season, LBs **Julius Peppers** (5.5), **Clay Matthews** (4.5), **Nick Perry** (3.5), DT **Mike Daniels** (3.0), LB **Jayrone Elliott** (2.0), LBs **Mike Neal** (2.0), **Joe Thomas** (1.0), DE **Datone Jones** (1.0) and DT **B.J. Raji** (0.5) have contributed to the Packers' sack total.

► Green Bay is tied **No. 3 in the league** for the most players to register two or more sacks this season:

Team	Players With Two-Plus Sacks (2015)
1t. Denver	8
1t. St. Louis	8
3t. Green Bay	6
3t. Baltimore	6
5t. Cincinnati	5
5t. Pittsburgh	5
5t. Kansas City	5
5t. New England	5
5t. Tennessee	5

TAKE IT AWAY NOW

A key component to a good defense is forcing turnovers. It has been a focal point of the Packers defense for years and it has continued this season.

► Green Bay has 11 takeaways this season, recording one or more in each game.

► Including playoffs, the Packers have recorded one or more takeaways in 31 of the last 32 games.

► Dating back to 2014, the Packers are tied for **No. 3 in the NFL** in takeaways during the regular and postseason:

Team	Takeaways (Since 2014)
1. Philadelphia	47
2. Arizona	45
3t. Green Bay	44
3t. Denver	44
3t. New York Giants	44

► Under the guidance of defensive coordinator Dom Capers, the Packers have forced 193 turnovers during the regular season, **No. 4 in the NFL since 2009**:

Team	Takeaways (Since 2009)
1. New England	205
2. New York Giants	202
3. Chicago	198
4. Green Bay	193
5. Philadelphia	187
6. San Francisco	185

► Green Bay recorded four interceptions in a Week 5 victory over the St. Louis Rams, its first four-interception game since Sept. 13, 2012, vs. Chicago.

► The Packers have nine interceptions this season, **tied for No. 4 in the NFL**:

Team	Interceptions (2015)
1. Arizona	13
2t. New York Giants	12
2t. Philadelphia	11
4t. Green Bay	9
4t. Carolina	9
4t. Denver	9

► Since 2014, Green Bay ranks **No. 2** in the NFL with 31 interceptions (including playoffs):

Team	Interceptions (2014-15)
1. Arizona	32
2. Green Bay	31
3. San Francisco	30

► In Week 5, CB **Quinten Rollins** became the first Packers rookie to score on an interception since S Marques Anderson in 2002 (vs. Det, Nov. 10). Green Bay **tied for No. 3 in the league** with three interceptions returned for touchdowns last season.

► The Packers have a **65-16 record** (.809) when they record **at least two takeaways** in a game under Head Coach **Mike McCarthy**. A look at the Packers' record by the number of takeaways since 2006:

Takeaways In Game	GB Record Since 2006
None	4-15 (.211)
One	31-19-1 (.618)
Two	29-9 (.763)
Three-plus	36-7 (.837)



PACKERS AT PANTHERS - WEEK 9

AMONG THE LEADERS

After an MVP season in 2014, QB **Aaron Rodgers** has had a good start to the 2015 season.

- He recorded 11 touchdown passes and zero interceptions through the first four contests this season to become just the third QB in NFL history to throw 11-plus touchdown passes with zero interceptions in the first four games of a season (Peyton Manning, 16/0 in 2013; Don Meredith, 14/0 in 1966).
- His 13 games (min. 15 attempts) without an interception in 2014 were the third most in a regular season in NFL history. He has five this season.
- Rodgers extended his NFL record by finishing the 2014 regular season with a 100-plus passer rating for the sixth season in a row. Rodgers' 112.2 passer rating was the second-best mark in a season in team history, trailing only his own rating of 122.5 in 2011.
- Below is where Rodgers ranks among the league leaders in several categories so far in 2015:

<u>Quarterback</u>	<u>Passer Rating (2015)</u>
1. Tom Brady, NE	115.8
2. Aaron Rodgers, GB	110.9
3. Carson Palmer, ARI	110.2
4. Andy Dalton, CIN	107.6
5. Derek Carr, OAK	105.7

<u>Quarterback</u>	<u>Passing TDs (2015)</u>
1t. Tom Brady, NE	20
1t. Carson Palmer, ARI	20
3. Philip Rivers, SD	18
4. Eli Manning, NYG	17
5t. Aaron Rodgers, GB	and four others 15

<u>Quarterback</u>	<u>TD/INT Ratio (2015)</u>
1. Tom Brady, NE	20.0
2. Aaron Rodgers, GB	7.5
3. Derek Carr, OAK	5.0
4. Brian Hoyer, HOU	4.3
5. Eli Manning, NYG	4.2

<u>Quarterback</u>	<u>TD Percentage (2015)</u>
1. Carson Palmer, ARI	7.7
2. Aaron Rodgers, GB	7.4
3. Tom Brady, NE	6.9
4. Tyrod Taylor, BUF	6.6
5. Derek Carr, OAK	6.6

<u>Quarterback</u>	<u>INT Percentage (2015)</u>
1. Tom Brady, NE	0.3
2. Aaron Rodgers, GB	1.0
3. Alex Smith, KC	1.1
4. Derek Carr, OAK	1.3
5. Eli Manning, NYG	1.3

<u>Quarterback</u>	<u>25-Plus-Yard Passes (2015)</u>
1. Andy Dalton, CIN	20
2t. Tom Brady	19
2t. Carson Palmer	19
2t. Philip Rivers, SD	19
5. Alex Smith, KC	18
6t. Aaron Rodgers, GB	and two others 17

- Rodgers has recorded two games (min. 15 attempts) with a passer rating of 120.0 or more, **tied for No. 4 in the NFL this season:**

<u>Player</u>	<u>120-Plus Passer Rating Games (2015)</u>
1t. Tom Brady, NE	3
1t. Andy Dalton, CIN	3
1t. Carson Palmer, ARI	3
4t. Aaron Rodgers, GB	and three others 2

- Rodgers owns three of the top four single-season totals in touchdown passes in franchise history:

<u>Player</u>	<u>TD Passes</u>
1. Aaron Rodgers, 2011	45
2t. Aaron Rodgers, 2012	39
2t. Brett Favre, 1996	39
4t. Aaron Rodgers, 2014	38
4t. Brett Favre, 1995	38

- A look at where Rodgers ranks in several categories **since 2011** (min. 500 attempts):

<u>Quarterback</u>	<u>Passer Rating (Since 2011)</u>
1. Aaron Rodgers, GB	112.4
2. Peyton Manning, IND/DEN	103.6
3. Drew Brees, NO	102.2

<u>Quarterback</u>	<u>Touchdowns (Since 2011)</u>
1. Drew Brees, NO	176
2. Aaron Rodgers, GB	154
3. Tom Brady, NE	151
4. Peyton Manning, IND/DEN	138

<u>Quarterback</u>	<u>Yards/Attempt (Since 2011)</u>
1. Aaron Rodgers, GB	8.43
2. Russell Wilson, SEA	7.96
3. Peyton Manning, IND/DEN	7.95

<u>Quarterback</u>	<u>Completion Pct. (Since 2011)</u>
1. Drew Brees, NO	68.2
2. Peyton Manning, IND/DEN	67.1
3. Aaron Rodgers, GB	67.0

<u>Quarterback</u>	<u>TD/INT Ratio (Since 2011)</u>
1. Aaron Rodgers, GB	5.70 (154/27)
2. Tom Brady, NE	3.68 (151/41)
3. Alex Smith, KC	3.08 (80/26)
4. Peyton Manning, DEN	2.94 (138/47)

<u>Quarterback</u>	<u>Yards/Completion (Since 2011)</u>
1. Brian Hoyer, NE/ARI/CLE	12.80
2. Cam Newton, CAR	12.61
3. Aaron Rodgers, GB	12.57



PACKERS AT PANTHERS - WEEK 9

A RATINGS SUCCESS

Since taking over as the starter in 2008, **QB Aaron Rodgers** is **No. 1 in the NFL** in 100-plus passer rating games (min. 15 attempts) over that span:

Quarterback	100-Rating Games (Since '08)
1. Aaron Rodgers, GB	66
2. Drew Brees, NO	62
3. Philip Rivers, SD	57

► A look at where Rodgers ranks in the NFL **since 2011** (min. 15 att.):

Quarterback	100-Rating Games
1. Aaron Rodgers, GB	41
2. Drew Brees, NO	38
3. Tom Brady, NE	37

► Rodgers is **No. 1 in the NFL** since the start of the 2014 regular season (min. 15 att.) with seven games with a passer rating over 130.0:

Quarterback	130-Rating Games (Since 2014)
1. Aaron Rodgers, GB	7
2. Tony Romo, DAL	6

► Since 2011, Rodgers **leads the NFL** in games with a passer rating of at least 130.0 (min. 15 att.):

Quarterback	130-Rating Games (Since 2011)
1. Aaron Rodgers, GB	18
2. Drew Brees, NO	13
3. Tony Romo, DAL	12
4. Peyton Manning, DEN	11

► Rodgers and Pittsburgh QB Ben Roethlisberger are the only quarterbacks in the NFL to have two 150-plus rating games since the start of the 2014 regular season.

PUTTING UP THE POINTS

Dating back to 2014, QB **Aaron Rodgers** is tied (Tom Brady) for **No. 1 in the league** in the regular season in touchdown passes (53) and ranks **No. 1 in the NFL** in touchdown percentage (7.3).

► Rodgers has recorded at least three touchdown passes in 10 games since the start of last season, tied for **No. 1 in the NFL**:

Player	Games With 3+ Passing TDs (Since 2014)
1t. Aaron Rodgers, GB	10
1t. Philip Rivers, SD	10
3t. Peyton Manning, DEN	9
3t. Andrew Luck, IND	9

► Since becoming the starter in 2008, he has 45 games with at least three touchdown passes during the regular season, **tied for No. 2 in the league** over that time span:

Player	Games With 3+ Passing TDs (Since 2008)
1. Drew Brees, NO	49
2t. Aaron Rodgers, GB	45
2t. Peyton Manning, IND/DEN	45

TAKING HIS PLACE AMONG THE GAME'S BEST

Rodgers surpassed the 1,500-attempt plateau for his career in 2010, the benchmark to qualify for passer rating in the NFL record book.

► Rodgers ranks **No. 1 in NFL history** in career passer rating:

Quarterback	Career Passer Rating
1. Aaron Rodgers, GB	106.3
2. Tony Romo, DAL	97.6
3. Peyton Manning, IND/DEN	96.9
4. Steve Young, TB/SF	96.8
5. Tom Brady, NE	96.6

► In 110 career regular-season starts, Rodgers has eclipsed the century mark in passer rating 66 times and recorded 41 games of 300-plus yards.

► Rodgers went over the 30,000-yard passing mark for his career in Week 6 versus San Diego. He reached the mark on his 3,652nd attempt, the fewest attempts needed in NFL history as he bested the previous record held by QB Johnny Unitas (3,695 attempts).

► Rodgers reached the mark in his 116th career game, the fourth fewest in NFL history.

► Rodgers' 241 touchdown passes at the time he hit the 30,000-yard mark is also an NFL record.

► Where Rodgers ranks among active NFL quarterbacks **since he took over as the starter in 2008** (min. 1,000 attempts):

Quarterback	Passing Yards (Since 2008)
1. Drew Brees, NO	37,226
2. Philip Rivers, SD	32,720
3. Matt Ryan, ATL	30,565
4. Eli Manning, NYG	30,496
5. Peyton Manning, DEN	29,929
6. Aaron Rodgers, GB	29,817
Quarterback	Passing TDs (Since 2008)
1. Drew Brees, NO	277
2. Aaron Rodgers, GB	240
3. Peyton Manning, IND/DEN	231
Quarterback	Passer Rating (Since 2008)
1. Aaron Rodgers, GB	106.8
2. Drew Brees, NO	100.6
3. Tom Brady, NE	100.2
Quarterback	Yards/Attempt (Since 2008)
1. Aaron Rodgers, GB	8.24
2. Philip Rivers, SD	8.03
3. Russell Wilson, SEA	7.96
Quarterback	INT Percentage (Since 2008)
1. Tom Brady, NE	1.5
2. Aaron Rodgers, GB	1.6
3. Alex Smith, SF/KC	1.8
Quarterback	25-Yard Passes (Since 2008)
1. Drew Brees, NO	280
2. Aaron Rodgers, GB	262
3. Philip Rivers, SD	248
Quarterback	Rushing Yards (Since 2008)
1. Cam Newton, CAR	2,816
2. Michael Vick, PHI/NYJ	2,250
3. Russell Wilson, SEA	2,180
4. Aaron Rodgers, GB	1,975



PACKERS AT PANTHERS - WEEK 9

TAKING CARE OF THE BALL

Since taking over as the starter in 2008, QB **Aaron Rodgers** has been one of the best in the league when it comes to limiting interceptions. He has only thrown two so far in the 2015 season (**No. 2 in the NFL**, min. 100 att.) and **ranked No. 1 in the NFL** during the 2014 regular season with five interceptions, the third fewest in a single regular season (min. 250 att.) in Packers history.

- ▶ Rodgers finished the 2014 regular season with the fewest interceptions of his career since taking over as the starter in 2008:

Year	Interceptions	GP
1. 2014	5	16
2t. 2011	6	15
2t. 2013	6	9

- ▶ Rodgers set NFL records with 494 pass attempts and 44 touchdown passes (586 and 49 including playoffs) at home with an interception. The streak lasted from Dec. 2, 2012, to Oct. 11, 2015.
- ▶ Rodgers posted seven consecutive zero-interception games during the 2014 regular season (Weeks 2-7), passing Bart Starr's franchise record of six (min. 15 attempts a game) set in 1964.
- ▶ Rodgers joined Patriots QB Tom Brady (2007) as the only players in NFL history to register four straight three-touchdown/zero-interception games in a single season (Weeks 4-7, 2014). His eight overall last season also tied Brady (2007) for the most during a single regular season.
- ▶ Rodgers has thrown just 59 interceptions as a starter. His career INT percentage of 1.6 (59 INTs on 3,679 attempts) ranks **No. 1 in NFL history** (min. 1,500 attempts):

Quarterback	Career INT Pct.
1. Aaron Rodgers, GB	1.6
2. Tom Brady, NE	1.9

- ▶ Rodgers also ranks **No. 1 in league annals** in career TD/INT ratio:

Quarterback	TD/INT Ratio
1. Aaron Rodgers, GB	4.08 (241/59)
2. Tom Brady, NE	2.86 (412/144)
3. Peyton Manning, IND/DEN	2.19 (537/245)

- ▶ Rodgers holds three of the four lowest interception-percentage marks (min. 200 attempts) in a season in team history:

Quarterback	Season INT Pct.
1. Aaron Rodgers, 2014	0.96 (5 INTs, 520 att.)
2t. Aaron Rodgers, 2011	1.20 (6 INTs, 502 att.)
2t. Bart Starr, 1966	1.20 (3 INTs, 251 att.)
4. Aaron Rodgers, 2009	1.29 (7 INTs, 541 att.)

- ▶ Rodgers leads the NFL with 66 zero-INT games (min. 15 att.) since 2008:

Quarterback	Zero-INT Games
1. Aaron Rodgers, GB	66
2. Tom Brady, NE	60

- ▶ In Week 5, Rodgers finished a streak of 197 consecutive passes without an interception, the **fourth-longest streak** in franchise history:

Quarterback	Cons. Att. W/O An INT
1. Bart Starr, 1964-65	294
2. Aaron Rodgers, 2014	212
3. Aaron Rodgers, 2014	202
4. Aaron Rodgers, 2014-15	197

MAKING CATCHES COUNT

WRs **Randall Cobb** and **James Jones** are leading the way for the Packers receiving corps, combining for 59 receptions for 803 yards (13.6 avg.) and 10 touchdowns this season.

- ▶ Cobb set a single-game career high with three touchdown receptions in Week 3 vs. KC. It was the most by a Packers receiver since Jones caught three at Chicago on Dec. 16, 2012.
- ▶ Jones is tied for **No. 4 in the NFL** this season in receiving touchdowns, while Cobb is **tied for No. 14**:

Player	TD Receptions (2015)
1t. Odell Beckham Jr., NYG	7
1t. Larry Fitzgerald, ARI	7
1t. Rob Gronkowski, NE	7
4t. James Jones, GB and six others	6

- ▶ Jones recorded six or more receiving touchdowns in the first seven games of the season for the second time in his career (seven in 2012). It tied for the fifth most by a Packers' player in the first seven games since 1960:

Player	TD Receptions In First Seven Games (Since 1960)
1. Randall Cobb, 2014	8
2t. James Jones, 2012	7
2t. Jordy Nelson, 2013	7
2t. Sterling Sharpe, 1993	7
5t. James Jones, 2015	6
5t. Carrol Dale, 1968	6
5t. Bubba Franks, 2001	6
5t. Antonio Freeman, 1998	6
5t. Keith Jackson, 1996	6
5t. Jordy Nelson, 2014	6
5t. Javon Walker, 2004	6

- ▶ Dating back to 1960, Cobb and Jones joined Carroll Dale (1968), Keith Jackson (1996), James Lofton (1983) and Ed West (1989) as the only Packers to record four receiving touchdowns in the team's first three games of a season.
- ▶ Cobb and Jones were the first duo in team history to both have four TD catches in the first three games of the season.
- ▶ For the fourth time in his career (2011, twice in 2012) Jones recorded a touchdown reception in three consecutive games (Weeks 1-3).
- ▶ Since Week 15 of the 2014 regular season, Jones has recorded eight touchdown receptions, tied for **No. 3 in the NFL**, and Cobb has recorded six, tied for **No. 5 in the NFL**, over that time span:

Player	Rec. TDs (Since Week 15, 2014)
1. Odell Beckham Jr., NYG	10
2. Rob Gronkowski, NE	8
3t. James Jones, GB	7
3t. Larry Fitzgerald, ARI	7
5t. Randall Cobb, GB and seven others	6



PACKERS AT PANTHERS - WEEK 9

THE GROUND GAME

The combination of RBs **Eddie Lacy** and **James Starks** has led to some early success on the ground this season.

- Green Bay has rushed for 120-plus yards in five of seven games this season. Dating back to 1970, that ties 1970, 1987 and 2013 for the second most games with 120-plus rushing yards in the first seven games of a season (six in 1971).
- The Packers have recorded 854 rushing yards this season, the fifth most they have posted in the first seven games dating back to 1990:

Rushing Yards in First Seven Games (Since 1990)	
Year	
1. 2013	990
2. 2003	973
3. 2002	870
4. 2004	871
5. 2015	854

- Green Bay is averaging 4.52 yards per carry this season, ranking third among Packers' teams through the first seven games of the season since 1990:

Yards Per Carry in First Seven Games (Since 1990)	
Year	
1. 2003	4.91
2. 2013	4.78
3. 2015	4.52
4. 2010	4.43
5. 2004	4.42

- Green Bay ranks **No. 6 in the NFL** in yards per carry this season:

Team	Yards Per Carry (2015)
1. St. Louis	4.97
2. Miami	4.97
3. Pittsburgh	4.86
4. Kansas City	4.63
5. Seattle	4.56
6. Green Bay	4.52

- The Packers have recorded 25-plus carries and 100-plus yards 15 times in the last 19 regular-season games (Weeks 5-8, 10-17 of 2014 and Weeks 1-4 of 2015), averaging at least 4 yards a carry 12 times during that span.
- Dating back to the 2013 regular season, Green Bay is 18-2 in the last 20 games it ran the ball at least 25 times, including 15-1 since the start of the 2014 regular season. The Packers are 78-15-1 under Head Coach **Mike McCarthy** when running the ball 25-plus times.
- RB **James Starks** has put together two of the finest rushing games of his career this season. In Week 2, he carried the ball 20 times for 95 yards (4.8 avg.), and in Week 6, he racked up 112 yards on just 10 carries (11.2 avg.), becoming the first Packers player to rush for 100-plus yards on 10 or fewer carries since RB Brandon Jackson at Washington on Oct. 10, 2010 (115 yards on 10 carries).

- Starks' average of 11.2 yards per carry against San Diego is the second highest in a game by an NFL back this season (min. 10 att.).

Player	Yards Per Carry
1. Lamar Miller, MIA vs. HOU	12.50 (175 on 14 car.)
2. James Starks, GB vs. SD	11.20 (112 on 10 car.)
3. Mark Ingram, NO at IND	10.21 (143 on 14 car.)
4. Dexter McCluster, TEN at CLE	9.80 (98 on 10 car.)
5t. Ronnie Hillman, DEN vs. MIN	9.36 (103 on 11 car.)
5t. Chris Johnson, ARI at DET	9.36 (103 on 11 car.)

- In Week 6, Starks registered the longest run of his career, a 65-yard touchdown that was also the longest by a Green Bay player since RB DeShawn Wynn's 73-yard touchdown vs. Detroit on Dec. 28, 2008. Starks also recorded a 5-yard touchdown reception against San Diego, giving him the first two touchdown game of his career and becoming the first Packer to post a 50-yard touchdown run and a touchdown reception in the first quarter of a game since RB Dorsey Levens did so at Indianapolis on Nov. 16, 1997.

RACKING UP POINTS

K **Mason Crosby** is moving his way up the record books.

- Crosby passed Ryan Longwell in Week 2 to become the franchise career points leader:

Player	Career Points
1. Mason Crosby, 2007-15	1,089
2. Ryan Longwell, 1997-2004	1,054
3. Don Hutson, 1935-45	823

- In Week 6, Crosby (280) eclipsed Longwell (277) for the most field goal attempts in Packers' history.
- Crosby (1,190) passed Longwell (1,119) for the most points scored in the regular and postseason combined in franchise history.
- With 1,037 points from 2007-14, Crosby passed NE K Stephen Gostkowski (1,023) for the most points by an NFL player in his first eight regular seasons.
- Crosby had 134 points during the 2014 regular season, giving him the eighth 100-point season of his career and tying with Ryan Longwell (1997-2004) for the franchise record.
- Including 2013, Crosby made 19 consecutive field goals in the regular season, until his final kick against the Bears was blocked in Week 4 of 2014. He now owns the two longest consecutive field-goal streaks in franchise history (23 straight from 2010-11).
- Dating back to the 2013 regular season, Crosby made at least one FG in 17 consecutive regular-season games before not getting an attempt in Week 3 at Detroit last year. It is the longest streak in team history.

Player	Consec. Games/FG
1. Mason Crosby, 2013-14	17
2. Ryan Longwell, 2004-05	15

- Crosby connected on a 56-yard field goal in Week 8 this season, extending his career franchise record for the most 50-yard FGs to 25.



PACKERS AT PANTHERS - WEEK 9

CLAY FINDS HIS WAY TO THE BALL

LB **Clay Matthews'** impact on opposing offenses continues to be felt beyond sacks due to the multiple positions he plays.

- Through just seven games this season, Matthews has recorded 4.5 sacks (second on the team), 40 tackles (third on the team), one interception (tied for third on the team) and one fumble recovery (tied for first on the team).
- Among players who have registered an interception and a fumble recovery this season in the NFL, Matthews is the only one with more than one sack.
- Matthews was one of three players in the league with at least one interception, one forced fumble and 10 sacks last season:

Player	Sacks (2014)
1. J.J. Watt, HOU	20.5
2. Clay Matthews, GB	11.0
3. DeMarcus Ware, DEN	10.0

- Matthews, teammate LB **Julius Peppers** and Panthers DE Jared Allen are the only players in the NFL with five-plus interceptions and 40-plus sacks since 2009. Matthews has six interceptions and 65.5 sacks, Peppers has seven interceptions and 60.0 sacks and Allen has five interceptions and 78.5 sacks.
- Matthews and Peppers (5.5) make the Packers one of eight teams to have two players with 4.5 sacks or more this season.
- Since Week 8 of last season, Matthews has recorded at least one sack in 10 of the last 16 games. His 14.0 sacks are tied for **No. 4 in the NFL** over that span:

Player	Sacks (Since Week 8 of 2014)
1. J.J. Watt, HOU	24.0
2. Justin Houston, KC	20.5
3. Robert Quinn, STL	14.5
4t. Clay Matthews, GB	14.0
4t. Cameron Wake, MIA	14.0

- He finished the 2014 regular season second among Packers linebackers with 69 tackles, which tied for the second most (2011) he recorded in his career (83 in 2010). His six passes defended also tied for the second most (2009) he recorded in a single season (nine in 2011). His two forced fumbles in 2014 tied for the third most he has registered in a season.
- His 65.5 sacks since entering the NFL in 2009 are tied for **No. 5 in the league** over that span.
- Matthews is **tied for No. 1 in team history** in 10-sack seasons and is **No. 4** in two-sack games:

Player	10-Sack Seasons
1t. Clay Matthews, 2009-10, 2012, 2014	4
1t. Reggie White, 1993, 1995, 1997-98	4
1t. Kabeer Gbaja-Biamila, 2001-04	4

Player	Two-Sack Games
1. Reggie White, 1993-98	16
2. Kabeer Gbaja-Biamila, 2000-08	15
3. Tim Harris, 1986-90	14
4. Clay Matthews, 2009-15	13

- Matthews ranks **No. 3 in team history** with 65.5 career sacks (games played in parentheses):

Player	Career Sacks
1. Kabeer Gbaja-Biamila, 2000-08	74.5 (124)
2. Reggie White, 1993-98	68.5 (95)
3. Clay Matthews, 2009-15	65.5 (92)

STILL GOING STRONG

Packers LB **Julius Peppers** continues to show that age is just a number. He has registered 5.5 sacks this season, tied for **No. 8 in the NFL**:

Player	Sacks
1t. Chandler Jones, NE	8.5
1t. J.J. Watt, HOU	8.5
3t. Ezekiel Ansah, DET	7.0
3t. Cameron Wake, MIA	7.0
5t. Michael Bennett, SEA	6.5
5t. Carlos Dunlap, CIN	6.5
7. Cameron Jordan, NO	6.0
8t. Julius Peppers, GB and three others	5.5

- Peppers has recorded a sack in five games this season, which is **tied for No. 2 in the NFL** behind the six by Lions DE Ezekiel Ansah.
- Dating back to last season, he has 10 sacks in the last 11 games (including playoffs).
- Peppers and Houston Texans DE J.J. Watt were the only players in the NFL last season to have at least one sack (seven), a forced fumble (four), a fumble recovery (three), an interception (two) and a defensive touchdown (two).
- For the fifth time in his career, Peppers recorded a sack, an interception, a forced fumble and a fumble recovery in a season (2004 / 2007 / 2009 / 2013 / 2014). Dating back to 2002 when he entered the league, that is **tied for the second-most seasons in the NFL** to record a stat in all four categories:
- He was **tied for No. 7 in the NFL** with five takeaways last season.
- Peppers is **No. 3 among active players** with 131.0 career sacks during the regular season:

Player	Career Sacks
1. Jared Allen (KC/MIN/CHI/CAR)	136.0
2. DeMarcus Ware (DAL/DEN)	132.5
3. Julius Peppers (CAR/CHI/GB)	131.0
4. Robert Mathis (IND)	115.0

- In Week 4, Peppers passed Rickey Jackson (NO/SF) for **No. 14 in NFL history** (since 1982) in sacks.
- In Week 11 against the Eagles (2014), Peppers recorded his 11th career interception, returning it 52 yards for touchdown to become the first player in NFL history with 100 career sacks and four interception returns for touchdowns. He also became the first linebacker in Packers' history to post two interception returns for touchdowns in the same season.
- He is the **only player in NFL history** to register at least 10 interceptions and 100.0 sacks (since 1982):

Player	Career INTs	Career Sacks
1. Julius Peppers	11	131.0
2. Lawrence Taylor	9	132.5



PACKERS AT PANTHERS - WEEK 9

CONTINUAL IMPACT

In his young career, DT **Mike Daniels** has seen his playing time steadily increase as well as his production. After playing in 14 games as a rookie in 2012, he has played in every game since the start of the 2013 season. He led Green Bay's defensive line with 5.5 sacks and was the team leader in quarterback hits (19) and pressures (22) during the 2014 regular season.

- This season Daniels leads the Packers' defensive line in tackles (30) and sacks (three). He is tied for second on the team with nine QB hits.
- In Week 5 versus St. Louis, he tied for the team lead with a career-best nine tackles (eight solo).
- Daniels is second on the Packers with 15.0 sacks since the start of the 2013 season (Matthews-23.0). His 15.0 sacks are **No. 6 among NFL defensive tackles** over that span, according to STATS LLC:

Player	Sacks 2013-15
1. Gerald McCoy, TB	22.5
2. Jurrell Casey, TEN	19.5
3. Marcell Dareus, BUF	18.5
4. Kyle Williams, BUF	17.0
5. Ndamukong Suh, DET/MIA	16.0
6. Mike Daniels, GB	15.0

STIFLING SIGNAL-CALLERS

Since 2009, opposing quarterbacks have completed 2,108 of 3,631 passes (58.1 percent) for 25,642 overall yards and 161 touchdowns with 141 interceptions against the Packers. The 78.5 passer rating registered by opposing signal-callers over that span ranks **No. 1 in the NFL**:

Team	Opp. Passer Rating (Since 2009)
1. Green Bay	78.5
2. New York Jets	78.9
3. Cincinnati	79.4
4. Seattle	79.6

- Green Bay has held opposing starting quarterbacks to a passer rating of less than 80 in 50 of 103 games since 2009, including 11 of its last 23 games. The Packers have a **46-4 mark (.920)** in those contests.
- So far this season, the Packers are **No. 4 in the NFL** in opponent passer rating:

Team	Opp. Passer Rating (2015)
1. Carolina	64.5
2. Denver	69.6
3. Arizona	74.9
4. Green Bay	76.1
5. New York Jets	76.6

- A look at the Packers' record by opponent passer rating since 2009:

Passer Rating	GB Record Since 2009
Less than 70	34-3 (.919)
70-79	11-1 (.917)
80-89	16-5 (.762)
90-99	3-6 (.333)
100-plus	9-14-1 (.396)

DEFENSE SHIELD

The Packers' secondary is led by veteran cornerback **Sam Shields**, who earned his first trip to the Pro Bowl after a 2014 season that saw him record multiple interceptions for the fifth consecutive season.

- Shields has registered multiple interceptions in each season from 2010-15.
- This season, he recorded interceptions in back-to-back games for the first time in his career (Weeks 3-4).
- Including playoffs, Shields is **tied for No. 2 in the NFL** among active players in interceptions since 2010:

Player	Interceptions (Since 2010)
1. Richard Sherman, SEA	26
2t. Sam Shields, GB	22
2t. Tramont Williams, GB/CLE	22
4. Aqib Talib, TB/NE/DEN	21

- Shields registered an interception during the NFC Championship Game at Seattle last season, giving him a franchise-record five career interceptions in the postseason.

LIMITING RETURNS

The Packers have stepped up their play on punt and kickoff coverage this season.

- P **Tim Masthay** has a net average of 39.2 yards per punt. His career high for a season is 39.0.
- According to STATS LLC, Green Bay is tied for **No. 1 in the NFL** in opponent average per punt return:

Team	Opp. Punt Return Avg.
1t. Green Bay	4.00
1t. Minnesota	4.00
3. New England	4.42
4. Indianapolis	4.68
5. Tampa Bay	4.73

- Overall, the Packers have only given up a total of 72 yards on punt returns, the sixth fewest in the league:

Team	Opp. Punt Return Yards
1. Minnesota	40
2. New England	53
3. Oakland	63
4. Cincinnati	70
5. Tampa Bay	71
6. Green Bay	72

- Green Bay opponents have started drives inside the 20-yard line eight times after kickoffs this season, which is tied for the seventh most in the league.



PACKERS AT PANTHERS - WEEK 9

ON THE ROAD AGAIN

Green Bay went 7-1 away from Lambeau Field in 2011, with the seven road wins setting a single-season franchise record.

- The Packers have been able to stay above the .500 mark on the road during Head Coach **Mike McCarthy's** tenure, a notable achievement in the National Football League.
- Since 2006, McCarthy's first season as the head coach in Green Bay, only nine of 32 NFL teams have regular-season road records above .500.

Team	W-L Record	Pct.
1. New England	53-22-0	.707
2. Indianapolis	44-32-0	.579
3. Dallas	43-32-0	.573
4. Green Bay	42-33-0	.560
5. Philadelphia	42-33-1	.559
6t. Denver	41-35-0	.539
6t. New Orleans	41-35-0	.539
6t. N.Y. Giants	41-35-0	.539
9. Pittsburgh	40-36-0	.526
10. San Diego	38-38-0	.500

313 AND COUNTING

Another packed house at Lambeau Field against the Chargers in Week 6 brought the stadium's consecutive-sellouts streak to 313 regular-season games (not including replacement games).

- The league's longest-tenured stadium, Lambeau Field is hosting its 59th season of football in 2015. Including the playoffs, a total of 704,818 fans made their way through the turnstiles for the nine games last season. For the victory over Dallas in the Divisional round, Packers fans set a new Lambeau Field paid attendance record (79,704).
- Across American professional sports, only Boston's Fenway Park (1912) and Chicago's Wrigley Field (1914) have longer tenures.

THE LAMBEAU ADVANTAGE

The crown jewel of the National Football League, Lambeau Field has long been known as one of the tougher venues to play in, particularly during the harsh Wisconsin winter.

- Re-establishing home-field advantage after a 4-4 mark in 2008 was one of the goals of 2009, and with the Packers finishing 6-2 at home, they accomplished that goal. Green Bay followed that up with a 7-1 mark at Lambeau Field in 2010, a perfect 8-0 record in 2011, the first undefeated home mark since 2002, and a 7-1 mark in 2012. Last season the Packers were one of two teams to finish undefeated at home during the regular season (Denver).
- Head Coach **Mike McCarthy** stated consistently upon his arrival in Green Bay that one of the team's goals would be to reclaim the mystique of playing at Lambeau Field. Mission accomplished. The team is 58-17-1 (.770) at home in the regular-season since 2006.
- Since **Ron Wolf** and **Mike Holmgren** began the revitalization of the franchise in 1992, Green Bay owns the best home record in the NFL. A look at the top regular-season home W-L records since the '92 season:

Team	W-L Record	Pct.
1. Green Bay	145-42-1	.774
2. New England	136-52-0	.723
3. Denver	134-53-0	.717

HOT AT HOME

Since the start of 2009, the Packers have been one of the best teams in the league at home during the regular season:

Team	W-L Record	Pct.
1. New England	48-4-0	.923
2. Green Bay	44-7-1	.856
3. Baltimore	40-11-0	.784
4. Seattle	37-14-0	.725
5. New Orleans	37-15-0	.712

IN THE FREE-AGENCY ERA

Talk of unrestricted free agency in the early '90s led many to forecast tough times for the small-town Green Bay Packers.

- However, Green Bay has remained among the most successful teams since the advent of free agency in 1993. The Packers have won 10 or more games 14 times since '93 and captured 10 division crowns.
- A look at the most successful teams in the free-agency era:

Team	W-L Since '93	Pct.	Playoff Berths
1. New England	241-118-0	.671	16
2. Green Bay	231-127-1	.645	17
3. Pittsburgh	224-134-1	.624	14
4. Denver	219-140-0	.610	12
5. Indianapolis	212-148-0	.589	16

IN THE LEAGUE RANKINGS 2015 REGULAR SEASON
















GREEN BAY (Team)			CAROLINA (Team)		
Category	NFC	NFL	Category	NFC	NFL
Turnover Margin (+7)	2	2t	Turnover Margin (+5)	3	4t
Points Scored (24.9)	6	10	Points Scored (27.3)	2	4
Points Allowed (18.6)	4	6	Points Allowed (19.4)	6	10
Total Offense (332.1)	13	28	Total Offense (349.1)	8	19
Rushing (122.0)	9	12	Rushing (144.0)	1	1
Passing (210.1)	12	27	Passing (205.1)	13	29
Total Defense (375.7)	12	23	Total Defense (342.6)	7	10
vs. Rush (124.4)	13	25t	vs. Rush (113.7)	10	20
vs. Pass (251.3)	11	17	vs. Pass (228.9)	4	7
Third-Down Offense (36.4%)	10	19	Third-Down Offense (34.1%)	13	25
Third-Down Defense (41.2%)	12	24	Third-Down Defense (36.7%)	5	12
Red-Zone Offense (60.9%)	6	13t	Red-Zone Offense (60.0%)	7	15t
Red-Zone Defense (50.0%)	7	11t	Red-Zone Defense (47.8%)	5t	7t

GREEN BAY (Individual)			CAROLINA (Individual)		
Category	NFC	NFL	Category	NFC	NFL
Passing: A.Rodgers (110.9)	1	2	Passing: Newton (78.1)	15	29
Rushing: Lacy (298)	19	33	Rushing: Stewart (505)	8	13
Receptions: Cobb (36)	16	35t	Receptions: Olsen (33)	19t	42t
Rec. Yds.: J.Jones (426)	11	33	Rec. Yds.: Olsen (518)	8	25
Interceptions: Rollins/Shields (2)	7t	15t	Interceptions: Norman (4)	1t	2t
Sacks: Peppers (5.5)	4	8t	Sacks: Short (5.0)	5t	12t



2015 SCHEDULE NOTES

2015 OPPONENTS

		NFL Rank (2015)	
		Record	Offense Defense
	Chicago Bears(2-5)	27	9
	Seattle Seahawks.....(4-4)	13	2
	Kansas City Chiefs.....(3-5)	22	16
	at San Francisco 49ers...(2-6)	32	28
	St. Louis Rams.....(4-3)	30	6
	San Diego Chargers....(2-6)	1	19
	at Denver Broncos.....(7-0)	17	1
	at Carolina Panthers...(7-0)	19	10
	Detroit Lions.....(1-7)	26	27
	at Minnesota Vikings...(5-2)	29	7
	Dallas Cowboys(2-5)	21	8
	at Oakland Raiders(4-3)	9	26
	at Arizona Cardinals....(6-2)	3	4

A LOOK AT THE SCHEDULE

The Green Bay Packers' 95th NFL regular-season schedule is headlined by five prime-time games (subject to flexible scheduling), including a Thanksgiving night game at Lambeau Field against the Chicago Bears, the first home Thanksgiving game since 1923.

- The Packers will honor two of its all-time greats – Brett Favre and Ron Wolf – in halftime ceremonies during the 2015 season, with Favre's name and retired No. 4 to be unveiled on Lambeau Field's north façade Nov. 26 and Wolf's name to be unveiled next to fellow Pro Football Hall of Famers on the stadium's east side Nov. 15.
- Green Bay's schedule includes seven games against 2014 playoff teams. Three of those games (Dallas, Detroit, Seattle) will be at Lambeau Field, while four (Arizona, Carolina, Denver, Detroit) will come on the road.
- The Packers opened the season on the road, traveling to Chicago to play the Bears in Week 1 for the first time since 1981.
- Green Bay spent Week 2 playing a Sunday night game against the Seattle Seahawks. In Week 3, they faced the Kansas City Chiefs on *Monday Night Football*. It was the first time since 2008 that the Packers played their first two home games in primetime. It is the 23rd consecutive season (1993-2015) that the Packers are appearing on *MNF*. Green Bay is 15-8-1 at home on *MNF*, including 5-1 under McCarthy.
- The Packers traveled to San Francisco in Week 4, the fifth time the Packers and 49ers will met in the regular or postseason since 2012.
- The St. Louis Rams visited Lambeau for the first time since 2011 in Week 5, and in Week 6 the Packers hosted the San Diego Chargers for the first time since 2007 and only the fifth time overall. Green Bay improved to 8-2 against the Rams at Lambeau Field (dating back to 1990) and improved to 10-1 all-time versus the Chargers.
- Following Green Bay's first Week 7 bye since 2007, the Packers traveled to play the Broncos in Denver for the first time on a Sunday night. It was Green Bay's seventh visit to the Mile High City during the regular season and first since a 19-13 overtime victory in 2007. It was a matchup of two of three NFL teams (New England) that have won their division each of the last four years. It was the first of a three-game stretch the Packers will play against 2014 playoff teams.
- The Packers stay on the road for a Week 9 game at Carolina, facing the Panthers in back-to-back seasons for the first time since 2007-08. Green Bay is 8-4 against the Panthers during the regular season, including 5-2 at Carolina. The Packers have scored 30-plus points in all four games against the Panthers under Head Coach **Mike McCarthy**.
- The second half of the regular season will see Green Bay face division opponents in four consecutive weeks. The Packers will face the Lions at home in Week 10, travel to play Minnesota in Week 11, come home to play the Bears on Thanksgiving in Week 12 and play at Detroit in another Thursday night game in Week 13. It will be the first time Green Bay has played division opponents in four consecutive weeks since 2000 (Weeks 14-17) and the first time the Packers have played on consecutive Thursdays since 2007 (Weeks 12-13).
- The Packers' final four regular-season games will be bookended by two home contests, starting with Dallas returning to Green Bay in Week 14. Including the postseason, the Packers have won four consecutive games against the Cowboys. Green Bay is 10-4 against Dallas at home during the regular and postseason.
- In Weeks 15-16, Green Bay travels west to play the Oakland Raiders and Arizona Cardinals. The Packers have won six consecutive games against the Raiders, including two on the road. In those six games, Green Bay has outscored the Raiders, 210-70. The Packers have won seven of the last eight regular-season matchups against the Cardinals, including each of the past three.
- Green Bay will host the Vikings at Lambeau to close out the regular season, marking the sixth time the two have met in the regular-season finale and first at Lambeau since 1996. Including playoffs, Green Bay has a 8-1-1 mark (.833) against the Vikings at Lambeau Field under McCarthy.



STREAKS & MILESTONES – REGULAR SEASON

18 RANDALL COBB

- ▶ Joined by WR **Jordy Nelson** as the first duo in franchise history to both catch 10-plus touchdown passes in the same season in 2014.
- ▶ Reached the 1,000-yard receiving mark for the first time in his career last season (1,287). He joined Nelson (1,433) as the the second duo in Packers' history to each reach 1,200 receiving yards in the same season, joining the 2004 duo of Javon Walker (1,382) and Donald Driver (1,208).
- ▶ With a career-best 91 receptions in 2014, seventh most in franchise history, joined Nelson (92) to become the only pair of Packers' players to reach 90 receptions each in the same season.
- ▶ Joined Nelson to become the first duo in NFL history to record 90-plus receptions, 1,200-plus yards and 12-plus touchdown receptions in the same regular season (2014).
- ▶ Cobb and Nelson became just the third set of teammates in NFL history with at least 1,200 receiving yards and 10 touchdowns each in the same season (2014), joining Minnesota's Cris Carter and Randy Moss in 1999 and Denver's Demaryius Thomas and Eric Decker in 2013.
- ▶ Registered a touchdown reception in a career-best six consecutive games (Games 4-9, 2014). It was the longest streak by a Packer since WR Sterling Sharpe (six) in 1994.
- ▶ Set a single-season franchise record with a league-high 2,342 combined net yards in 2012, topping the previous team mark of 2,250 yards by RB Ahman Green in 2003.
- ▶ With 954 receiving yards and 964 kickoff return yards in 2012, became the first person in NFL history to post 900-plus yards in each category in the same season.
- ▶ Has three kick return scores (two punts, one kickoff) in his career, which ties him for No. 2 in franchise history behind only RB Travis Williams' six return TDs (one punt, five kickoffs).

2 MASON CROSBY

- ▶ Is the franchise all-time leader in career points (1,089) and field goal attempts (280) during the regular season.
- ▶ With 1,037 points from 2007-14, passed NE K Stephen Gostkowski (1,023) for the most points by an NFL player in his first eight seasons.
- ▶ Made six consecutive field goals from 50-plus yards during the 2014 season, a franchise record.
- ▶ Tied for No. 1 in team history for the most 100-point seasons with eight (Longwell).
- ▶ Made 23 straight field goals from Week 13 of 2010 through Week 10 of 2011, the longest regular-season streak in franchise history.
- ▶ In 2011, set a franchise record with a 58-yard field goal in Week 7 at Minnesota, eclipsing the mark of 56 yards he held (Week 1 at Philadelphia, 2010; Week 5 at Atlanta, 2011).

27 EDDIE LACY

- ▶ Became the first player in franchise history to rush for at least 1,000 yards and score 10-plus scrimmage touchdowns in each of his first two seasons (2013-14).
- ▶ With 2,317 rushing yards in 2013-14, passed John Brockington (2,132) for the most by a Packers' running back in his first two NFL seasons.
- ▶ With 13 touchdowns during the 2014 season, joined WRs **Randall Cobb** and **Jordy Nelson** as the first Green Bay trio to each score 10-plus touchdowns in the same season.
- ▶ Was the first Packers back to ever to record 100 yards from scrimmage and a touchdown reception in three consecutive games (Weeks 10-12, 2014).

- ▶ Set a franchise record with nine straight games with more than 100 yards from scrimmage (2014).
- ▶ Became first Green Bay running back to register receptions of 55 yards or more in consecutive games (2014: at NO and vs. CHI).
- ▶ His 123 receiving yards at New Orleans in Week 8 (2014) were the second most by a Green Bay running back since the 1970 AFL-NFL merger, trailing only Eddie Lee Ivery's 128 yards at Tampa Bay on Oct. 12, 1980.
- ▶ Set franchise rookie records in 2013 for rushing yards (1,178), rushing TDs (11) and rushing attempts (284).
- ▶ Tied the team rookie mark for 100-yard rushing games with four (2013).
- ▶ Named NFL Offensive Rookie of the Year by *The Associated Press* and was selected to the Pro Bowl as an injury replacement for Vikings RB Adrian Peterson.

8 TIM MASTHAY

- ▶ Ranks No. 1 in franchise history (min. 150 punts) with a 44.2-yard gross punting average.
- ▶ Ranks No. 1 in team annals (since 1976) with 120 punts placed inside the 20-yard line in his career, passing Craig Hentrich (104) in the franchise record book.
- ▶ Set a single-season franchise record with his 45.6-yard gross average in 2011, surpassing Hentrich's 45.0-yard mark in 1997.
- ▶ Tied Sean Landeta's single-season franchise record (1998) by placing 30 punts inside the 20-yard line in 2012.
- ▶ Holds the top four single-season marks for net punting average in franchise history (since 1976) with a 38.95 average in 2013, a 38.93 average in 2012, a 38.56 average in 2011 and a 37.65 average in 2010.

52 CLAY MATTHEWS

- ▶ Led the team with 11.0 sacks in 2014 and earned his fifth trip to the Pro Bowl. Ranks No. 3 in team history with 65.5 career sacks.
- ▶ Tied for No. 1 in team history with four 10-plus sack seasons.
- ▶ Tied for No. 5 in the NFL with 65.5 sacks since entering the league in 2009.
- ▶ Only player in franchise history to be named to the Pro Bowl each of his first four seasons in the league (2009-12).
- ▶ Only player in team history to score a defensive TD in each of his first three seasons in the league (2009-11).
- ▶ His 17 sacks in his first 20 games were the most by an NFL player to start his career at the time, eclipsing the mark of 16.5 set by Leslie O'Neal (1986, 1988) and John Abraham (2000-01).
- ▶ Is the first NFL player since sacks became an official stat in 1982 to post a double-digit sack total and a defensive TD in each of his first two seasons in the league.
- ▶ First player in franchise annals to post 10-plus sacks in each of his first two years in the NFL.
- ▶ His 29.5 sacks from 2009-11 were tied for No. 1 in team history with Tony Bennett for the most sacks by a Packer in his first three seasons in the league.
- ▶ Set a franchise rookie record with 10 sacks in 2009.

Two years after he co-founded the Packers with Curly Lambeau, George Calhoun began writing a piece called *The Dope Sheet*, which served as the official press release from 1921-24.





STREAKS & MILESTONES – REGULAR SEASON


56 JULIUS PEPPERS

- Is the only player in NFL history with 100 career sacks and four interception returns for touchdowns.
- Became the first linebacker in Packers' history to post two interception returns for touchdowns in the same season (2014).
- Only player in NFL history with at least 10 interceptions and 100 sacks.
- Has been selected to eight Pro Bowls since entering the league in 2002, which ties him with Charles Woodson and DeMarcus Ware for the most among active defensive players.
- With eight double-digit sack seasons as a pro, is tied with Jared Allen and Demarcus Ware for the most in the NFL since 2002.
- Named first-team All-Pro by *The Associated Press* three times and was selected to the NFL's All-Decade team for the 2000s.

12 AARON RODGERS

- Ranks No. 1 in NFL history with a 106.3 career passer rating.
- Reached the 30,000 career passing yards on his 3,652nd attempt, the fewest attempts needed in NFL history as he bested the previous record held by QB Johnny Unitas (3,695 attempts).
- Set NFL records with 494 pass attempts and 44 touchdown passes (586 and 49 including playoffs) at home with an interception. The streak lasted from Dec. 2, 2012, to Oct. 11, 2015.
- In 110 regular-season starts, has 41 career 300-yard games, 45 three-TD games and 67 zero-INT games (min. 15 attempts).
- Is the only QB in team history with four 400-yard passing games, including a 480-yard effort vs. Washington in 2013 that tied a franchise record. No one else has more than one 400-yard game.
- Tied with Brett Favre for the franchise record for 4,000-yard passing seasons (five).
- Threw for a career-best five interceptions last season, the third fewest in a single regular season in Packers' history.
- Threw six touchdown passes in the first half against the Bears in Week 10 (2014), tying Raiders QB Daryle Lamonica (vs. Buffalo, Oct. 19, 1969) for the NFL record for most touchdown passes in a half. It was the second time Rodgers threw for a franchise-best six touchdowns in a game.
- Posted six consecutive zero-interception games during the 2014 season (Weeks 2-7), tying Bart Starr's franchise record (min. 15 attempts a game) set in 1964.
- Joined Patriots QB Tom Brady (2007) as the only players in NFL history to register four straight three-touchdown/zero-interception games in a single season (Weeks 4-7, 2014). Also joined Brady (eight in 2007) for the most three-touchdown/zero-interception games in NFL history in a single season (2014).
- When he hit the 200-TD mark for his career, he had thrown just 53 INTs to that point, the fewest in NFL history as he bested Tom Brady's mark of 88 INTs at the time of his 200th TD pass.
- In 2014, he became the first NFL quarterback to throw for 18-plus touchdowns with one or fewer interceptions in the first seven games of a season.
- Ranks No. 2 in NFL history for the most touchdown passes in a player's first 100 games with 203 (MIA QB Dan Marino, 217).
- Set an NFL single-season record in 2011 with a 122.5 passer rating and set team marks for TD passes (45), passing yards (4,643), completion percentage (68.3), yards per attempt (9.25), TD/INT ratio (7.50) and 300-yard games (eight).

- Posted 21,332 passing yards from 2008-12, the most in NFL history by a quarterback in his first five seasons as a starter.
- Threw a TD pass in 35 straight regular-season games at Lambeau Field from 2008-12, a team record (previous mark was 25 by Brett Favre, 1992-96). It was the second-longest home streak in NFL history behind Dan Marino's 39-game streak from 1983-88.
- Tied a single-game franchise record with six TD passes at Houston in Week 6 of 2012, matching Matt Flynn's mark (Jan. 1, 2012, vs. Detroit).
- Posted a 100-plus passer rating in six straight seasons (2009-14), the only quarterback in league history to accomplish that feat.
- In 2009, became first QB in NFL history to throw 30 or more TDs, seven or fewer INTs, and rush for five TDs in the same season.
- Has registered a passer rating over 110.0 in four or more consecutive games three times in his career (Weeks 3-7, 2009; Week 9, Weeks 11-13, 2010; Weeks 1-7, 9-12, 2011), one of only two quarterbacks in franchise history (Bart Starr, 1966) to accomplish the feat in a single season.

PACKERS IN WEEKLY 2015 TEAM RANKINGS 								
			NFL Offense			NFL Defense		
After Week ...	Opp.		Total	Rush	Pass	Total	Rush	Pass
1	at CHI		19	7	20	27	31	16
2	SEA		16	9	21	21	31	12
3	KC		20	8	27	19	27	9
4	at SF		10	3	21	8	21	7
5	STL		10	8	20	7	28	4
6	SD	10t	5	20	16	24	11	
7	(bye)		11	8	22	14	22	12
8	at DEN		28	12	27	23	25t	17
9	at CAR							
10	DET							
11	at MIN							
12	CHI							
13	at DET							
14	DAL							
15	at OAK							
16	at ARI							
17	MIN							
Packers in 2014			6	11	8	15	23	10
Packers in 2013			3	7	6	25	25	24
Packers in 2012			13	20	9	11	17	11
Packers in 2011			3	27	3	32	14	32
Packers in 2010			9	24	5	5	18	5
Packers in 2009			6	14	7	2	1	5
Packers in 2008			8	17	8	20	26	12
Packers in 2007			2	21	2	11	14	12
Packers in 2006			9	23	8	12	13	17
Packers in 2005			18	30	7	7	23	1
Packers in 2004			3	10	3	25	14	25
Packers in 2003			4	3	16	17	10	23
Packers in 2002			12	12	10	12	21	3
Packers in 2001			6	21	3	12	16	15
Packers in 2000			15	23	8	15	8	19
Packers in 1999			9	21	7	19	22	18
Packers in 1998			5	25	3	4	4	10
Packers in 1997			4	12	3	7	20	8
Packers in 1996			5	11	5	1	4	1
Packers in 1995			7	26	3	14	7	21
Packers in 1994			9	19	9	6	3	15
Packers in 1993			19	22	18	2	8	7
Packers in 1992			15	21	9	23	16	23



PACKERS STARTERS – OFFENSE

WR Davante Adams, 2nd Year, Fresno State, D2-14

- ▶ Has started 17 of the last 21 games, including the postseason.
- ▶ Started 11 of 16 regular-season games played as a rookie in 2014 and started both playoff contests.
- ▶ Recorded 121 receiving yards against New England in Week 13 last season, the most by a Green Bay rookie since WR Sterling Sharpe's 124-yard effort vs. Detroit on Nov. 20, 1988.
- ▶ Set franchise postseason single-game records for the most receptions and receiving yards by a rookie when he posted seven catches for 117 yards (16.7 avg.) and a touchdown in the NFC Divisional playoff victory vs. Dallas.

LT David Bakhtiari, 3rd Year, Colorado, D4a-13

- ▶ Has started every game at LT since the start of the 2013 regular season.
- ▶ Started all 16 games at left tackle in 2013, the only rookie in the NFL to do so in 2013 and the first Packer rookie to do so since the league went to a 16-game schedule in 1978.
- ▶ Became just the fourth Green Bay rookie to start at LT in the season opener since the 1970 AFL-NFL merger and the first since 1985.
- ▶ Earned second-team All-Pacific-12 honors from the conference's coaches each of his last two seasons (sophomore and junior) at Colorado.

LG Josh Sitton, 8th Year, Central Florida, D4b-08

- ▶ Has started 101 games since 2009, the most by an offensive player in a Green Bay uniform over that span.
- ▶ Was named to his second career Pro Bowl after the 2014 season.
- ▶ Was named 2010 Offensive Lineman of the Year by the NFL Alumni Association.
- ▶ According to STATS LLC, has allowed 2.5 sacks since 2014 and has allowed just 13.0 in his seven-year career.
- ▶ Was the only Packer on either side of the ball to not miss a snap from 2009-10.

C Corey Linsley, 2nd Year, Ohio State, D5a-14

- ▶ Has started every game of his young career.
- ▶ First rookie center to start for Green Bay in Week 1 since the merger.
- ▶ Was the first rookie center to start every game for the Packers since the league went to a 16-game schedule in 1978.
- ▶ Named to PFWA's All-Rookie team, the first Green Bay center to be honored since its inception in 1974.
- ▶ The Ohio native was part of a Buckeye team that won 24 consecutive games from 2012-13.

RG T.J. Lang, 7th Year, Eastern Michigan, D4-09

- ▶ Has started games at four different positions on the line as a pro (39 at RG, 27 at LG, five at RT, two at LT). Played C in Week 10 in 2013.
- ▶ Has started 70 contests since 2011.
- ▶ Started games at both tackle spots in his first season (2009) and became the first Packers rookie to start consecutive games at left tackle since Chad Clifton in 2000.
- ▶ Began his college career as a defensive lineman, but converted to the offensive line as a sophomore and started 36 straight games (10 at RT, 26 at LT) over his final three years.

RT Bryan Bulaga, 6th Year, Iowa, D1-10

- ▶ Missed the second part of the 2012 season after suffering a hip injury vs. Arizona on Nov. 4 and missed all of the 2013 season after injuring his knee on Aug. 3. Has started 19 of 23 games since the start of the 2014 season.
- ▶ Started 37 games at RT in his first three seasons in the league.
- ▶ Started the final 12 games of 2010 and the entire postseason at right tackle after taking over for veteran Mark Tauscher (shoulder), the most regular-season starts by a Packers rookie tackle since Tauscher's 14 in 2000.
- ▶ Named to the *Pro Football Weekly*/PFWA All-Rookie team in 2010.
- ▶ Capped his rookie season by becoming the youngest player, according to STATS LLC, to ever start in the Super Bowl (21 years, 322 days).

TE Richard Rodgers, 2nd Year, California, D3a-14

- ▶ Ranks No. 2 on the team in receptions this season (23).
- ▶ Including the postseason, has registered one or more receptions in 17 of the last 19 games.
- ▶ Played in all 16 games with five starts as a rookie in 2014, recording 20 receptions for 225 yards (11.3 avg.) and two touchdowns.

- ▶ Became the first rookie TE to start for the Packers in a season opener since Jackie Harris opened in a two-tight-end set in 1990.
- ▶ Was the first rookie TE to appear in all 16 games for Green Bay since Bubba Franks in 2000.
- ▶ Played TE for his first two seasons at Cal before moving to inside receiver as a junior in 2013, where he caught a career-high 39 passes for a career-best 608 yards (15.6 avg.) and a touchdown.

WR Randall Cobb, 5th Year, Kentucky, D2-11

- ▶ Set a new single-season career high with five 100-yard receiving games during the 2014 season (three-2012). Earned first trip to the Pro Bowl.
- ▶ His career-best 91 receptions in 2014 were the seventh most in team history.
- ▶ Finished the regular season tied for fourth in the NFL with 12 touchdown receptions in 2014.
- ▶ Before suffering a knee injury in Week 6 in 2013, led the team in receptions with 29 and was No. 2 in receiving yards with 378.
- ▶ Set a franchise single-season record with a league-high 2,342 combined net yards in 2012, topping the previous team mark of 2,250 yards by RB Ahman Green in 2003.
- ▶ With 954 receiving yards and 964 kickoff return yards in 2012, he became the first player in NFL history to post 900-plus yards in each category in the same season.

QB Aaron Rodgers, 11th Year, California, D1-05

- ▶ His career passer rating of 106.3 ranks No. 1 in NFL history.
- ▶ Finished the 2014 regular season ranked No. 2 in the NFL in passer rating (112.2), touchdown percentage (7.3), No. 1 in interception percentage (1.0) and No. 3 in touchdown passes (38).
- ▶ In 110 regular-season starts (75-34 record), has posted 41 games with 300-plus passing yards, 67 without an interception and 67 with a 100-plus passer rating (min. 15 attempts).
- ▶ Recorded a passer rating of at least 120.0 in seven regular-season games in 2014, setting a single-season career high and tying for the third most in a single season in the NFL, dating back to 1960.
- ▶ Posted 21,332 passing yards from 2008-12, which ranks No. 1 in league history for the most passing yards by a QB in his first five seasons as a starter (previous record was Peyton Manning, 20,618, 1998-2002).
- ▶ In 2011, set an NFL record with a 122.5 passer rating and set franchise marks for TD passes (45), passing yards (4,643), completion percentage (68.3), yards per attempt (9.25) and 300-yard games (eight) on his way to earning NFL Most Valuable Player honors from *The Associated Press*.

RB Eddie Lacy, 3rd Year, Alabama, D2-13

- ▶ With 2,317 rushing yards in 2013-14, passed John Brockington (2,132) for the most rushing yards by a Packers' running back in his first two NFL seasons.
- ▶ Became the first player in team history to post 1,000 rushing yards and 10-plus total TDs in both of his first two seasons.
- ▶ With 1,139 rushing yards last season, became the fifth player in franchise history to record consecutive 1,000-yard rushing seasons (Ryan Grant, 2008-09 / Ahman Green, 2000-04 / John Brockington, 1971-73 / Jim Taylor, 1960-64).
- ▶ Ranked No. 1 in the league among rookies and No. 8 among all players with 1,178 rushing yards in 2013, despite missing one full game and nearly all of another due to a concussion.
- ▶ Ranks No. 1 in franchise history for the most rushing yards by a rookie in a single season, No. 1 in attempts (284), and tied for No. 1 for most 100-yard rushing games with four (John Brockington, four in 1971).
- ▶ Became the first Green Bay rookie RB to be selected to the Pro Bowl since Brockington in 1971 and was named Rookie of the Year by PFWA.

FB John Kuhn, 10th Year, Shippensburg, W-07 (Pit)

- ▶ Selected to the Pro Bowl for the second time in 2014. His first selection came in 2011, when he was the first Green Bay fullback to be honored since William Henderson in 2004.
- ▶ Has played in 129 of 134 games (140 of 145 including playoffs) during his nine seasons in Green Bay, appearing in all 16 regular-season contests in five of those seasons, including 2014.
- ▶ Only player on the team to have a rushing and receiving touchdown each season from 2008-11, and was the first Packer to achieve that feat since RB Ahman Green (2001-04).



PACKERS STARTERS – DEFENSE

DE Mike Pennel, 2nd Year, Colorado State-Pueblo, FA-14

- ▶ Ranks No. 3 on the defensive line with 18 tackles.
- ▶ Made the team as a rookie free agent and played in 13 regular-season games and both postseason contests last season.
- ▶ One of two non-drafted free agents to be on the Packers' 53-man roster for Week 1 in 2014 (LB Jayrone Elliott).
- ▶ Finished No. 2 among Packers rookies in 2014 with 18 tackles (Ha Ha Clinton-Dix, 95).

NT B.J. Raji, 7th Year, Boston College, D1a-09

- ▶ Has started six of seven games this season after missing the entire 2014 season with a biceps injury suffered during a preseason game vs. Oakland.
- ▶ Played in 70 games from 2010-13 (including playoffs), tied for second most in NFL by a defensive lineman over that span.
- ▶ Named to the Pro Bowl in 2011, becoming the first Packers defensive tackle since Bob Brown in 1972 to receive the honor.
- ▶ Earned All-Rookie team honors from *Pro Football Weekly*/PFWA in 2009, the first Packers defensive lineman to be selected since DE Vonnie Holiday in 1998.

DT Mike Daniels, 4th Year, Iowa, D4a-12

- ▶ Ranks second on the team with 15.0 sacks since the start of the 2013 regular season (LB Clay Matthews-23.0).
- ▶ Started all 16 games for the first time in his career in 2014 and finished first on the Packers defensive line with 5.5 sacks while setting a career high with 69 tackles.
- ▶ Returned a fumble 43 yards for a TD vs. Detroit in Week 14 of 2012, the longest fumble return for a TD by a rookie in franchise history.
- ▶ Starred as an interior pass rusher at Iowa, posting a team-high 24.5 tackles for a loss and 13 sacks from 2010-11.

LOLB Clay Matthews, 7th Year, Southern California, D1b-09

- ▶ Tied for No. 5 in the NFL since entering the league in 2009 with 65.5 sacks. His sack total ranks No. 3 in team history (since 1982).
- ▶ With a team-high 11.0 sacks last season, is now tied for the most 10-plus sack seasons in franchise history (four).
- ▶ Was named to the Pro Bowl for the fifth time in 2014. Is the only Packer in team history to earn Pro Bowl recognition in each of his first four seasons in the NFL (2009-12).
- ▶ Is the only player in franchise history to score a defensive TD (interception or fumble return) in each of his first three seasons in the NFL (2009-11).
- ▶ Named first-team All-Pro by *The Associated Press* in 2010, the first Green Bay LB to earn that honor since Tim Harris in 1989. Finished second to Pittsburgh safety Troy Polamalu in the AP's Defensive Player of the Year voting.

BLB Nate Palmer, 3rd Year, Illinois State, D6-13

- ▶ Ranks No. 2 on the team in tackles this season.
- ▶ Spent the entire 2014 season on injured reserve due to a knee injury sustained in the final preseason game.
- ▶ Appeared in eight games as a rookie in 2013, making two starts at outside linebacker.
- ▶ Former college defensive end began his pro career as a outside linebackers before moving to inside linebacker in 2015.

MLB Jake Ryan, Rookie, Michigan, D4-15

- ▶ Served as a team captain for his final two seasons at Michigan and was a three-time winner (2012-14) of the Roger Zatkoff Award, given to the Wolverines top linebacker. He was the only player to win the award (est. 1991) three times.
- ▶ Joined LB John Anderson (first round, 26th overall) as the only Michigan linebackers ever drafted by Green Bay.
- ▶ Started 41 of 46 games played in college, appearing at inside linebacker as a senior after spending his first three seasons at outside linebacker and defensive end.

ROLB Julius Peppers, 14th Year, North Carolina, FA-14

- ▶ Signed with Green Bay last offseason after playing the previous four seasons for Chicago and the first eight of his career for Carolina after being selected as the No. 2 overall pick in 2002.
- ▶ Only player in NFL history with 10 interceptions and at least 100 sacks.
- ▶ Has been selected to the Pro Bowl eight times (2004-06, 2008-12) and has been named first-team All-Pro by *The Associated Press* three times (2004, 2006, 2010). Was named to the NFL's All-Decade Team for the 2000s.
- ▶ Has played in 119 consecutive regular-season games, tied for the longest active streak among NFL linebackers.
- ▶ Ranks No. 3 in the league in sacks (131.0) and No. 3 in forced fumbles (43) since entering the NFL in 2002. His sack total ranks No. 14 in NFL history (since 1982).
- ▶ Has blocked 13 kicks (12 field goals, one extra point) during his career.

LCB Casey Hayward, 4th Year, Vanderbilt, D2b-12

- ▶ Played in all 16 games in 2014 and tied for No. 1 on the team (LB Julius Peppers) and No. 7 in the NFL for total takeaways with five (three INTs, two fumble recoveries).
- ▶ Missed most of the 2013 season with a nagging hamstring injury.
- ▶ Became the first Green Bay CB ever to be named to the *Pro Football Weekly*/PFWA All-Rookie team (est. 1974) and was chosen as the league's Defensive Rookie of the Year by ProFootballFocus.com in 2012. Led all NFL rookies with a team-high six INTs.

RCB Sam Shields, 6th Year, Miami, FA-10

- ▶ Recorded interceptions in back-to-back games this season (Weeks 3-4) for the first time in his career.
- ▶ Finished second on the team with 13 passes defended in 2014 to go along with two interceptions. Earned first career trip to the Pro Bowl.
- ▶ Started all 14 games he appeared in during the 2013 season and led the team with four INTs (tied career high) and a career-best 25 passes defended.
- ▶ Made an impact in 2010 after making the team as a non-drafted rookie, earning the nickel CB job despite playing the position only one season in college.
- ▶ In Green Bay's NFC Championship Game win over Chicago in the 2010 season, became the first rookie in NFL history to record two INTs and a sack in a postseason contest.

SS Morgan Burnett, 6th Year, Georgia Tech, D3-10

- ▶ Finished with a team-high 125 tackles in 2014, the second most of his career (137 in 2012). Ranked No. 2 on the team with 106 tackles (77 solo) in 2013, despite missing the first three games due to injury. Recovered three fumbles, including one for a TD, and added nine passes defended.
- ▶ Participated in all 1,088 plays for Green Bay's defense in 2012, one of only four non-offensive linemen in the NFL to appear in 100 percent of his team's snaps.
- ▶ Enjoyed his first full season as a pro in 2011, joining DT B.J. Raji as the only two Green Bay defensive players to start all 16 regular-season games.
- ▶ Started the first four games of the 2010 season at SS before sustaining a season-ending knee injury vs. Detroit in Week 4.

FS Ha Ha Clinton-Dix, 2nd Year, Alabama, D1-14

- ▶ Leads the team in tackles this season with 55 (46 solo).
- ▶ Has started every game in 2015 after starting 10 of 16 games last season, finishing second on the team in tackles (95).
- ▶ Was the second safety ever drafted by Green Bay in the first round (Alabama S George Teague, No. 29 overall in 1993).
- ▶ Was a consensus All-America selection in 2013 as a junior, earning first-team recognition from *The Associated Press*, the Football Writers Association of America and *Sporting News*.

NFL

No	ALPHABETICAL ROSTER	Pos	Ht	Wt	Birthdate	Exp	College	High School Hometown
84	Abbrederis, Jared	WR	6-1	195	12/17/90	2	Wisconsin	Wautoma, Wis.
17	Adams, Davante	WR	6-1	215	12/24/92	2	Fresno State	Palo Alto, Calif.
86	Backman, Kennard	TE	6-3	245	2/26/93	R	Alabama-Birmingham	Mableton, Ga.
69	Bakhtiari, David	T	6-4	310	9/30/91	3	Colorado	San Mateo, Calif.
32	Banjo, Chris	S	5-10	207	2/26/90	2	Southern Methodist	Sugar Land, Texas
67	Barclay, Don	T/G	6-4	305	4/18/89	4	West Virginia	Harmony, Pa.
75	Bulaga, Bryan	T	6-5	314	3/21/89	6	Iowa	Woodstock, Ill.
42	Burnett, Morgan	S	6-1	209	1/13/89	6	Georgia Tech	College Park, Ga.
21	Clinton-Dix, Ha Ha	S	6-1	208	12/21/92	2	Alabama	Orlando, Fla.
18	Cobb, Randall	WR	5-10	192	8/22/90	5	Kentucky	Alcoa, Tenn.
2	Crosby, Mason	K	6-1	207	9/3/84	9	Colorado	Georgetown, Texas
76	Daniels, Mike	DT	6-0	310	5/5/89	4	Iowa	Blackwood, N.J.
91	Elliott, Jayrone	LB	6-3	255	11/11/91	2	Toledo	Cleveland, Ohio
61	Goode, Brett	LS	6-1	255	11/2/84	8	Arkansas	Fort Smith, Ark.
39	Goodson, Demetri	CB	5-11	197	6/11/89	2	Baylor	Spring, Texas
98	Guion, Letroy	DT	6-4	322	6/21/87	8	Florida State	Starke, Fla.
36	Gunter, LaDarius	CB	6-2	201	5/13/92	R	Miami	Montgomery, Ala.
46	Harris, Alonzo	RB	6-1	237	11/9/92	R	Louisiana-Lafayette	Gadsden, Ala.
29	Hayward, Casey	CB	5-11	192	9/9/89	4	Vanderbilt	Perry, Ga.
7	Hundley, Brett	QB	6-3	226	6/15/93	R	UCLA	Chandler, Ariz.
33	Hyde, Micah	DB	6-0	197	12/31/90	3	Iowa	Fostoria, Ohio
83	Janis, Jeff	WR	6-3	219	6/24/91	2	Saginaw Valley State	Tawas City, Mich.
95	Jones, Datone	DE	6-4	285	7/24/90	3	UCLA	Compton, Calif.
89	Jones, James	WR	6-1	208	3/31/84	9	San Jose State	San Jose, Calif.
30	Kuhn, John	FB	6-0	250	9/9/82	10	Shippensburg	York, Pa.
27	Lacy, Eddie	RB	5-11	234	6/2/90	3	Alabama	Geismar, La.
70	Lang, T.J.	G	6-4	318	9/20/87	7	Eastern Michigan	Birmingham, Mich.
63	Linsley, Corey	C	6-3	301	7/27/91	2	Ohio State	Boardman, Ohio
8	Masthay, Tim	P	6-1	200	3/16/87	6	Kentucky	Murray, Ky.
52	Matthews, Clay	LB	6-3	255	5/14/86	7	Southern California	Agoura Hills, Calif.
88	Montgomery, Ty	WR	6-0	216	1/22/93	R	Stanford	Dallas, Texas
55	Mulumba, Andy	LB	6-3	260	1/31/90	3	Eastern Michigan	Montreal, Quebec
96	Neal, Mike	LB	6-3	262	6/26/87	6	Purdue	Merrillville, Ind.
51	Palmer, Nate	LB	6-2	248	9/23/89	3	Illinois State	Chicago, Ill.
64	Pennel, Mike	DT	6-4	332	5/9/91	2	Colorado State-Pueblo	Aurora, Colo.
56	Peppers, Julius	LB	6-7	287	1/18/80	14	North Carolina	Bailey, N.C.
80	Perillo, Justin	TE	6-3	250	1/5/91	2	Maine	Wilmington, Del.
53	Perry, Nick	LB	6-3	265	4/12/90	4	Southern California	Detroit, Mich.
90	Raji, B.J.	DT	6-2	337	7/11/86	7	Boston College	Washington Township, N.J.
23	Randall, Damarious	CB	5-11	196	8/29/92	R	Arizona State	Pensacola, Fla.
22	Ripkowski, Aaron	FB	6-1	246	12/20/92	R	Oklahoma	Dayton, Texas
12	Rodgers, Aaron	QB	6-2	225	12/2/83	11	California	Chico, Calif.
82	Rodgers, Richard	TE	6-4	257	1/22/92	2	California	Shrewsbury, Mass.
24	Rollins, Quinten	CB	5-11	195	7/15/92	R	Miami (Ohio)	Wilmington, Ohio
47	Ryan, Jake	LB	6-2	240	2/27/92	R	Michigan	Cleveland, Ohio
37	Shields, Sam	CB	5-11	184	12/8/87	6	Miami	Sarasota, Fla.
71	Sitton, Josh	G	6-3	318	6/16/86	8	Central Florida	Pensacola, Fla.
44	Starks, James	RB	6-2	218	2/25/86	6	Buffalo	Niagara Falls, N.Y.
65	Taylor, Lane	G	6-3	324	11/22/89	3	Oklahoma State	Arlington, Texas
48	Thomas, Joe	LB	6-1	227	5/6/91	1	South Carolina State	Blackville, S.C.
16	Tolzien, Scott	QB	6-2	213	9/4/87	5	Wisconsin	Palatine, Ill.
73	Tretter, JC	C/G	6-4	307	2/12/91	3	Cornell	Akron, N.Y.
79	Walker, Josh	G	6-5	328	6/2/91	1	Middle Tennessee State	Evansville, Tenn.

INJURED RESERVE

58	Barrington, Sam	LB	6-1	240	10/5/90	3	South Florida	Jacksonville, Fla.
93	Boyd, Josh	DT	6-3	310	8/3/89	3	Mississippi State	Philadelphia, Miss.
87	Nelson, Jordy	WR	6-3	217	5/31/85	8	Kansas State	Riley, Kan.
59	Rasco, Jermauria	LB	6-3	252	10/5/92	R	Louisiana State	Shreveport, La.
28	Richardson, Sean	S	6-2	216	1/21/90	4	Vanderbilt	Inden, Ala.

INJURED RESERVE/DESIGNATED FOR RETURN

81	Quarless, Andrew	TE	6-4	252	10/6/88	6	Penn State	Uniondale, N.Y.
----	------------------	----	-----	-----	---------	---	------------	-----------------

PRACTICE SQUAD

54	Bradford, Carl	LB	6-1	248	8/15/92	2	Arizona State	Norco, Calif.
38	Crockett, John	RB	6-0	217	2/16/92	R	North Dakota State	Minneapolis, Minn.
31	Daniel, Robertson	CB	6-1	205	10/1/91	R	Brigham Young University	San Jose, Calif.
94	Hamilton, Justin	DT	6-2	315	7/27/93	R	Louisiana-Lafayette	Natchez, Miss.
85	Henry, Mitchell	TE	6-4	252	12/11/92	R	Western Kentucky	Elizabethtown, Ky.
97	Ringo, Christian	DT	6-1	298	3/10/92	R	Louisiana-Lafayette	Jackson, Miss.
74	Rotheram, Matt	G	6-5	325	7/5/92	R	Pittsburgh	Olmsted, Ohio
41	Sebetic, Kyle	DB	6-0	197	6/27/91	1	University of Dayton	Kenosha, Wis.
60	Vujnovich, Jeremy	T	6-5	300	10/12/90	1	Louisiana College	Belle Chasse, La.
19	Williams, Ed	WR	6-0	196	3/14/91	R	Fort Hays State	Tampa, Fla.



No	NUMERICAL ROSTER	Pos	Ht	Wt	Age	NFL Exp	College	How Acquired	Reg. season GP/GS/DNP/IA
2	Mason Crosby	K	6-1	207	31	9	Colorado	D6c-07	7/0/0/0
7	Brett Hundley	QB	6-3	226	22	R	UCLA	D5-15	0/0/0/7
8	Tim Masthay	P	6-1	200	28	6	Kentucky	FA-10	7/0/0/0
12	Aaron Rodgers	QB	6-2	225	31	11	California	D1-05	7/7/0/0
16	Scott Tolzien	QB	6-2	213	28	5	Wisconsin	FA-13	1/0/6/0
17	Davante Adams	WR	6-1	215	22	2	Fresno State	D2-14	4/4/0/3
18	Randall Cobb	WR	5-10	192	25	5	Kentucky	D2-11	7/7/0/0
21	Ha Ha Clinton-Dix	S	6-1	208	22	2	Alabama	D1-14	7/7/0/0
22	Aaron Ripkowski	FB	6-1	246	22	R	Oklahoma	D6a-15	7/0/0/0
23	Damarious Randall	CB	5-11	196	23	R	Arizona State	D1-15	7/2/0/0
24	Quinten Rollins	CB	5-11	195	23	R	Miami (Ohio)	D2-15	6/0/0/1
27	Eddie Lacy	RB	5-11	234	25	3	Alabama	D2-13	7/6/0/0
29	Casey Hayward	CB	5-11	192	26	4	Vanderbilt	D2b-12	7/5/0/0
30	John Kuhn	FB	6-0	250	33	10	Shippensburg	W-07 (Pit)	7/0/0/0
32	Chris Banjo	S	5-10	207	24	2	Southern Methodist	FA-13	7/1/0/0
33	Micah Hyde	DB	6-0	197	24	3	Iowa	D5a-13	7/7/0/0
36	LaDarius Gunter	CB	6-2	201	23	R	Miami	FA-15	2/0/1/4
37	Sam Shields	CB	5-11	184	27	6	Miami	FA-10	7/7/0/0
39	Demetri Goodson	CB	5-11	197	26	2	Baylor	D6-14	5/0/0/2
42	Morgan Burnett	S	6-1	209	26	6	Georgia Tech	D3-10	2/2/0/5
44	James Starks	RB	6-2	218	29	6	Buffalo	D6-10	7/1/0/0
46	Alonzo Harris	RB	6-1	237	22	R	Louisiana-Lafayette	FA-15	4/0/0/3
47	Jake Ryan	LB	6-2	240	23	R	Michigan	D4-15	5/0/0/2
48	Joe Thomas	LB	6-1	227	24	1	South Carolina State	FA-15 (ps-Dal)	5/0/0/0
51	Nate Palmer	LB	6-2	248	26	3	Illinois State	D6-13	7/6/0/0
52	Clay Matthews	LB	6-3	255	29	7	Southern California	D1b-09	7/7/0/0
53	Nick Perry	LB	6-3	265	25	4	Southern California	D1-12	6/1/0/1
55	Andy Mulumba	LB	6-3	260	25	3	Eastern Michigan	FA-13	5/0/0/2
56	Julius Peppers	LB	6-7	287	35	14	North Carolina	FA-14	7/7/0/0
61	Brett Goode	LS	6-1	255	31	8	Arkansas	FA-08	7/0/0/0
63	Corey Linsley	C	6-3	301	24	2	Ohio State	D5a-14	7/7/0/0
64	Mike Pennel	DT	6-4	332	24	2	Colorado State-Pueblo	FA-14	7/3/0/0
65	Lane Taylor	G	6-3	324	25	3	Oklahoma State	FA-13	0/0/1/6
67	Don Barclay	T/G	6-4	305	26	4	West Virginia	FA-12	7/3/0/0
69	David Bakhtiari	T	6-4	310	24	3	Colorado	D4a-13	7/7/0/0
70	T.J. Lang	G	6-4	318	28	7	Eastern Michigan	D4-09	7/7/0/0
71	Josh Sitton	G	6-3	318	29	8	Central Florida	D4b-08	7/7/0/0
73	JC Tretter	C/G	6-4	307	24	3	Cornell	D4b-13	7/0/0/0
75	Bryan Bulaga	T	6-5	314	26	6	Iowa	D1-10	4/4/0/3
76	Mike Daniels	DT	6-0	310	26	4	Iowa	D4a-12	7/7/0/0
79	Josh Walker	G	6-5	328	24	1	Middle Tennessee State	FA-14	6/0/0/1
80	Justin Perillo	TE	6-3	250	24	2	Maine	FA-14	2/0/0/0
82	Richard Rodgers	TE	6-4	257	23	2	California	D3b-14	7/7/0/0
83	Jeff Janis	WR	6-3	219	24	2	Saginaw Valley State	D7-14	7/0/0/0
84	Jared Abbrederis	WR	6-1	195	24	2	Wisconsin	D5b-14	3/0/1/0
86	Kennard Backman	TE	6-3	245	22	R	Alabama-Birmingham	D6c-15	2/0/1/4
88	Ty Montgomery	WR	6-0	216	22	R	Stanford	D3-15	6/3/0/1
89	James Jones	WR	6-1	208	31	9	San Jose State	FA-15	7/7/0/0
90	B.J. Raji	DT	6-2	337	29	7	Boston College	D1a-09	6/6/0/1
91	Jayrone Elliott	LB	6-3	255	23	2	Toledo	FA-14	7/0/0/0
95	Datone Jones	DE	6-4	285	25	3	UCLA	D1-13	6/0/0/0
96	Mike Neal	LB	6-3	262	28	6	Purdue	D2-10	7/6/0/0
98	Letroy Guion	DT	6-4	322	28	8	Florida State	FA-14	4/1/0/0

INJURED RESERVE

28	Sean Richardson	S	6-2	216	25	4	Vanderbilt	FA-12	3/1/0/2
58	Sam Barrington	LB	6-1	240	25	3	South Florida	D7c-13	1/1/0/0
59	Jermauria Rasco	LB	6-3	252	23	R	Louisiana State	FA-15	0/0/0/0
87	Jordy Nelson	WR	6-3	217	30	8	Kansas State	D2a-08	0/0/0/0
93	Josh Boyd	DT	6-3	310	26	3	Mississippi State	D5b-13	2/0/0/0

INJURED RESERVE/DESIGNATED FOR RETURN

81	Andrew Quarless	TE	6-4	252	27	6	Penn State	D5a-10	3/0/0/0
----	-----------------	----	-----	-----	----	---	------------	--------	---------

PRACTICE SQUAD

19	Ed Williams	WR	6-0	196	24	R	Fort Hays State	FA-15	0/0/0/0
31	Robertson Daniel	CB	6-1	205	24	R	Brigham Young University	FA-15	0/0/0/0
38	John Crockett	RB	6-0	217	23	R	North Dakota State	FA-15	0/0/0/0
41	Kyle Sebetich	DB	6-0	197	24	1	University of Dayton	FA-15	0/0/0/0
54	Carl Bradford	LB	6-1	248	23	2	Arizona State	D4-14	0/0/0/0
60	Jeremy Vujnovich	T	6-5	300	25	1	Louisiana College	FA-14	0/0/0/0
74	Matt Rotheram	G	6-5	325	23	R	Pittsburgh	FA-15	0/0/0/0
85	Mitchell Henry	TE	6-4	252	22	R	Western Kentucky	FA-15	0/0/0/0
94	Justin Hamilton	DT	6-2	315	22	R	Louisiana-Lafayette	FA-15	0/0/0/0
97	Christian Ringo	DT	6-1	298	23	R	Louisiana-Lafayette	D6b-15	0/0/0/0

	Packers	Opponents
TOTAL FIRST DOWNS	131	150
Rushing	46	46
Passing	67	93
Penalty	18	11
3rd Down: Made/Att.	28/77	40/97
3rd Down Pct.	36.4	41.2
4th Down: Made/Att.	3/5	6/10
4th Down Pct.	60.0	60.0
POSSESSION AVG.	29:29	30:31
TOTAL NET YARDS	2325	2630
Avg. Per Game	332.1	375.7
Total Plays	407	465
Avg. Per Play	5.7	5.7
NET YARDS RUSHING	854	871
Avg. Per Game	122.0	124.4
Total Rushes	189	186
NET YARDS PASSING	1471	1759
Avg. Per Game	210.1	251.3
Sacked/Yards Lost	14/97	23/126
Gross Yards	1568	1885
Att./Completions	204/138	256/150
Completion Pct.	67.6	58.6
HAD INTERCEPTED	2	9
PUNTS/AVERAGE	29/43.8	28/43.7
Net Punting Avg.	29/39.2	28/38.7
PENALTIES/YARDS	51/395	51/433
FUMBLES/BALL LOST	7/2	9/2
TOUCHDOWNS	20	14
Rushing	4	7
Passing	15	7
Returns	1	0

SCORE BY PERIODS

	Q1	Q2	Q3	Q4	OT	PTS
PACKERS	66	26	44	38	0	174
OPPONENTS	16	47	38	29	0	130

SCORING

	TD	-Ru	-Pa	-Rt	K-PAT	FG	S	PTS
Mason Crosby	0	0	0	0	19/19	11/12	0	52
James Jones	6	0	6	0			0	36
Randall Cobb	4	0	4	0			0	24
Richard Rodgers	2	0	2	0			0	14
Eddie Lacy	2	2	0	0			0	12
Ty Montgomery	2	0	2	0			0	12
James Starks	2	1	1	0			0	12
John Kuhn	1	1	0	0			0	6
Quinten Rollins	1	0	0	1			0	6
PACKERS	20	4	15	1	19/19	11/12	0	174
OPPONENTS	14	7	7	0	12/12	10/13	1	130

2-Pt Conversions: R. Rodgers, Packers 1-1, Opponents 1-2

SACKS: Julius Peppers 5.5, Clay Matthews 4.5, Nick Perry 3.5, Mike Daniels 3, Jayrone Elliott 2, Mike Neal 2, Datone Jones 1, Joe Thomas 1, B.J. Raji 0.5, PACKERS 23, OPPONENTS 14

RUSHING

	No	Yds	Avg	Long	TD
Eddie Lacy	78	298	3.8	16	2
James Starks	68	295	4.3	65t	1
Aaron Rodgers	31	191	6.2	18	0
Randall Cobb	2	22	11.0	12	0
Alonzo Harris	4	19	4.8	16	0
Ty Montgomery	3	14	4.7	9	0
Richard Rodgers	1	11	11.0	11	0
John Kuhn	2	4	2.0	3	1
PACKERS	189	854	4.5	65t	4
OPPONENTS	186	871	4.7	55	7

PASSING

	Att	Cmp	Yds	Cmp%	Yds/Att	TD	TD%	Int	Int%	Long	Sack/Lost	Rating
Aaron Rodgers	204	138	1568	67.6	7.69	15	7.4	2	1.0	65t	14/97	110.9
PACKERS	204	138	1568	67.6	7.69	15	7.4	2	1.0	65t	14/97	110.9
OPPONENTS	256	150	1885	58.6	7.36	7	2.7	9	3.5	68	23/126	76.1

RECEIVING

	No	Yds	Avg	Long	TD
Randall Cobb	36	377	10.5	29	4
Richard Rodgers	23	205	8.9	25	2
James Jones	22	426	19.4	65t	6
Ty Montgomery	15	136	9.1	31t	2
James Starks	13	84	6.5	19	1
Davante Adams	10	100	10.0	25	0
Eddie Lacy	10	92	9.2	26	0
John Kuhn	3	28	9.3	19	0
Jeff Janis	2	79	39.5	46	0
Justin Perillo	2	27	13.5	21	0
Andrew Quarless	2	14	7.0	7	0
PACKERS	138	1568	11.4	65t	15
OPPONENTS	150	1885	12.6	68	7

INTERCEPTIONS

	No	Yds	Avg	Long	TD
Quinten Rollins	2	48	24.0	45t	1
Sam Shields	2	15	7.5	15	0
Clay Matthews	1	42	42.0	42	0
Jayrone Elliott	1	2	2.0	2	0
Micah Hyde	1	2	2.0	2	0
Ha Ha Clinton-Dix	1	0	0.0	0	0
Damarious Randall	1	0	0.0	0	0
PACKERS	9	109	12.1	45t	1
OPPONENTS	2	29	14.5	29	0

PUNTING

	No	Yds	Avg	Net	TB	In 20	LG	Blk
Tim Masthay	29	1270	43.8	39.2	3	6	54	0
PACKERS	29	1270	43.8	39.2	3	6	54	0
OPPONENTS	28	1223	43.7	38.7	3	8	61	0

PUNT RETURNS

	Ret	FC	Yds	Avg	Long	TD
Micah Hyde	12	7	80	6.7	16	0
PACKERS	12	7	80	6.7	16	0
OPPONENTS	18	4	72	4.0	22	0

KICKOFF RETURNS

	No	Yds	Avg	Long	TD
Ty Montgomery	7	218	31.1	46	0
Jared Abbrederis	2	52	26.0	30	0
Micah Hyde	1	23	23.0	23	0
Aaron Ripkowski	1	0	0.0	0	0
JC Tretter	1	0	0.0	0	0
PACKERS	12	293	24.4	46	0
OPPONENTS	17	369	21.7	54	0

FIELD GOALS

	1-19	20-29	30-39	40-49	50+
Mason Crosby	1/1	3/3	3/3	2/3	2/2
PACKERS	1/1	3/3	3/3	2/3	2/2
OPPONENTS	0/0	2/2	3/3	2/2	3/6

Crosby: (37G) (54G, 18G, 44G, 21G) (44G) (44N, 31G) (35G) (23G, 28G) (56G)
Opponents: (28G, 50G, 44G) (54G) () (33G) (42G, 50B, 53N, 63N) (36G, 32G) (50G, 24G)



2015 REGULAR-SEASON DEFENSIVE STATISTICS

Official totals – based on coaches' film review, through Nov. 1 at Denver

Player	Total Tackles	Solo	Asst	Sacks/ Yards	Int/ Yards	Fum Rec	For Fum	Pass Def
Ha Ha Clinton-Dix	55	46	9	0.0/0.0	1/0	0	1	2
Nate Palmer	51	37	14	0.0/0.0	0/0	0	0	3
Clay Matthews	40	28	12	4.5/27.5	1/42	1	0	1
Micah Hyde	38	35	3	0.0/0.0	1/2	1	0	5
Casey Hayward	32	23	9	0.0/0.0	0/0	0	0	3
Mike Daniels	30	20	10	3.0/13.5	0/0	0	1	0
Sam Shields	27	22	5	0.0/0.0	2/15	0	0	9
Damarious Randall	26	20	6	0.0/0.0	1/0	0	0	9
B.J. Raji	22	10	12	0.5/1.0	0/0	0	0	1
Mike Neal	19	13	6	2.0/15.5	0/0	0	1	0
Mike Pennel	18	11	7	0.0/0.0	0/0	0	0	0
Julius Peppers	17	13	4	5.5/24.0	0/0	0	1	0
Nick Perry	16	10	6	3.5/21.5	0/0	0	1	0
Letroy Guion	13	3	10	0.0/0.0	0/0	0	0	0
Joe Thomas	12	7	5	1.0/2.0	0/0	0	1	1
Jayrone Elliott	10	9	1	2.0/17.0	1/2	0	1	1
Datone Jones	10	8	2	1.0/4.0	0/0	0	0	1
Quinten Rollins	9	7	2	0.0/0.0	2/48	0	0	3
Morgan Burnett	6	3	3	0.0/0.0	0/0	0	0	0
Chris Banjo	4	4	0	0.0/0.0	0/0	0	0	1
Sean Richardson	2	2	0	0.0/0.0	0/0	0	0	1
Jake Ryan	2	1	1	0.0/0.0	0/0	0	0	0
Andy Mulumba	2	0	2	0.0/0.0	0/0	0	0	0
Sam Barrington	1	1	0	0.0/0.0	0/0	0	0	0
Josh Boyd	1	1	0	0.0/0.0	0/0	0	0	0
Bruce Gaston	1	1	0	0.0/0.0	0/0	0	0	0
Demetri Goodson	0	0	0	0.0/0.0	0/0	0	0	1
Totals	464	335	129	23.0/126.0	9/109	2	7	42

SPECIAL TEAMS

Player	TT	FR	FF
Chris Banjo	12	0	0
Jayrone Elliott	7	0	0
Jeff Janis	6	0	0
Quinten Rollins	5	0	0
Jake Ryan	5	0	0
Joe Thomas	4	0	0
Demetri Goodson	3	0	0
Micah Hyde	3	0	0
Aaron Ripkowski	3	0	0
Ha Ha Clinton-Dix	2	0	0
John Kuhn	2	0	0
Andy Mulumba	2	0	0
Nate Palmer	1	0	0
Damarious Randall	1	0	0
Sean Richardson	1	0	0
Totals	57	0	0

BLOCKED KICKS

Player	PAT	FG	P
Datone Jones	0	1	0
Totals	0	1	0

DEFENSIVE SCORING

Player	TD	Int Ret	Fum Ret	Safeties
Quinten Rollins	1	1	0	0
Totals	1	1	0	0

Defensive touchdowns (1):

Rollins — 45-yard INT return vs. St. Louis (10/11)

MISCELLANEOUS TACKLES

Player	Tackles
Randall Cobb	1
James Jones	1
Eddie Lacy	1
James Starks	1
Totals	4

ROSTER BY POSITION

QUARTERBACK (3)

Brett Hundley
Aaron Rodgers
Scott Tolzien

FULLBACK (2)

John Kuhn
Aaron Ripkowski

RUNNING BACK (3)

Alonzo Harris
Eddie Lacy
James Starks

WIDE RECEIVER (6)

Jared Abbrederis
Davante Adams
Randall Cobb
Jeff Janis
James Jones
Ty Montgomery

TIGHT END (3)

Kennard Backman
Justin Perillo
Richard Rodgers

OFFENSIVE LINE (9)

David Bakhtiari
Don Barclay
Bryan Bulaga
T.J. Lang
Corey Linsley
Josh Sitton
Lane Taylor
JC Tretter
Josh Walker

DEFENSIVE LINE (5)

Mike Daniels
Letroy Guion
Datone Jones
Mike Pennel
B.J. Raji

LINEBACKER (9)

Jayrone Elliott
Clay Matthews
Andy Mulumba
Mike Neal
Nate Palmer
Julius Peppers
Nick Perry
Jake Ryan
Joe Thomas

CORNERBACK (6)

Demetri Goodson
LaDarius Gunter
Casey Hayward
Damarius Randall
Quinten Rollins
Sam Shields

SAFETY (4)

Chris Banjo
Morgan Burnett
Ha Ha Clinton-Dix
Micah Hyde

SPECIALIST (3)

Mason Crosby
Brett Goode
Tim Masthay

Rookies and first-year players are underlined

PRONUNCIATION GUIDE

PLAYERS

Jared Abbrederis ab-bruh-DAIR-is
Kennard Backman kuh-NARD
David Bakhtiari bock-tee-R-ee
Don Barclay BAR-clay
Bryan Bulaga buh-LAH-guh
Jayrone Elliott jay-RONE
Brett Goode GEWD
Letroy Guion GUY-on
LaDarius Gunter luh-DAIR-ee-us
Datone Jones DAY-tone
John Kuhn KOON
Tim Masthay MASS-tay
Andy Mulumba moo-LOOM-bah

Mike Pennel puh-NELL
Justin Perillo puh-RILL-oh
Andrew Quarless QUAR-liss
B.J. Raji RAH-jee
Damarius Randall duh-MAIR-ee-us
Josh Sitton SITT-en
Scott Tolzien toll-ZEEN

COACHES

James Campen KAMP-en
Tom Clements KLEMM-ints
Jerry Fontenot FON-tin-oh
Mark Lovat luh-VOTT
Mike Solari so-LARR-ee
Mike Trgovac TER-guh-vac



OFFENSE

WR:	17	Davante Adams	89	James Jones	83	Jeff Janis
LT:	69	David Bakhtiari	67	Don Barclay		
LG:	71	Josh Sitton	65	Lane Taylor		
C:	63	Corey Linsley	73	JC Tretter		
RG:	70	T.J. Lang	<u>79</u>	<u>Josh Walker</u>		
RT:	75	Bryan Bulaga	67	Don Barclay		
TE:	82	Richard Rodgers	80	Justin Perillo	<u>86</u>	<u>Kennard Backman</u>
WR:	18	Randall Cobb	<u>88</u>	<u>Ty Montgomery</u>	84	Jared Abbrederis
QB:	12	Aaron Rodgers	16	Scott Tolzien	<u>7</u>	<u>Brett Hundley</u>
RB:	27	Eddie Lacy	44	James Starks	<u>46</u>	<u>Alonzo Harris</u>
FB:	30	John Kuhn	<u>22</u>	<u>Aaron Ripkowski</u>		

DEFENSE

DE:	64	Mike Pennel	95	Datone Jones		
NOSE:	90	B.J. Raji	98	Letroy Guion		
DT:	76	Mike Daniels	98	Letroy Guion		
LOLB:	52	Clay Matthews	96	Mike Neal	91	Jayrone Elliott
BLB:	51	Nate Palmer	<u>47</u>	<u>Jake Ryan</u>	<u>48</u>	<u>Joe Thomas</u>
MLB:	<u>47</u>	<u>Jake Ryan</u>	52	Clay Matthews		
ROLB:	56	Julius Peppers	53	Nick Perry	55	Andy Mulumba
LCB:	29	Casey Hayward	<u>23</u>	<u>Damarius Randall</u>	39	Demetri Goodson
RCB:	37	Sam Shields	<u>24</u>	<u>Quinten Rollins</u>	<u>36</u>	<u>LaDarius Gunter</u>
SS:	42	Morgan Burnett	32	Chris Banjo		
FS:	21	Ha Ha Clinton-Dix	33	Micah Hyde		

SPECIAL TEAMS

K:	2	Mason Crosby	8	Tim Masthay		
P:	8	Tim Masthay	2	Mason Crosby		
H:	8	Tim Masthay	18	Randall Cobb		
PR:	33	Micah Hyde	<u>88</u>	<u>Ty Montgomery</u>	18	Randall Cobb
KR:	<u>88</u>	<u>Ty Montgomery</u>	84	Jared Abbrederis	33	Micah Hyde
LS:	61	Brett Goode	67	Don Barclay	80	Justin Perillo

Rookies and first-year players are underlined

COACH LOCATIONS

- **Coaches' Box:** Dom Capers (defensive coordinator), Luke Getsy (offensive quality control), Scott McCurley (assistant linebackers), David Raih (coaching administrator), John Rushing (defensive quality control), Alex Van Pelt (quarterbacks/ wide receivers), Joe Whitt Jr. (secondary - cornerbacks).
- **Sideline:** Edgar Bennett (offensive coordinator), James Campen (offensive line), Tom Clements (associate head coach/offense), Jerry Fontenot (tight ends), Sam Gash (running backs), Jerry Montgomery (defensive front assistant), Winston Moss (associate head coach/linebackers), Darren Perry (secondary - safeties), Jason Simmons (assistant special teams), Mike Solari (assistant offensive line), Mike Trgovac (defensive line), Ron Zook (special teams coordinator).



HOW THE PACKERS WERE BUILT

Year	Record	Draft (34)	Waivers (1)	Free Agents (18)
2005	4-12	QB Aaron Rodgers D1		
2007	13-3	K Mason Crosby D6c	FB John Kuhn (Pit)	
2008	6-10	G Josh Sitton D4b		LS Brett Goode
2009	11-5	DT B.J. Raji D1a LB Clay Matthews D1b G T.J. Lang D4		
2010	10-6	T Bryan Bulaga D1 LB Mike Neal D2 S Morgan Burnett D3 RB James Starks D6		P Tim Masthay CB Sam Shields
2011	15-1	WR Randall Cobb D2		
2012	11-5	LB Nick Perry D1 CB Casey Hayward D2b DT Mike Daniels D4a		T/G Don Barclay
2013	8-7-1	DE Datone Jones D1 RB Eddie Lacy D2 T David Bakhtiari D4a C/G JC Tretter D4b DB Micah Hyde D5a LB Nate Palmer D6		S Chris Banjo LB Andy Mulumba G Lane Taylor QB Scott Tolzien
2014	12-4	S Ha Ha Clinton-Dix D1 WR Davante Adams D2 TE Richard Rodgers D3b C Corey Linsley D5a WR Jared Abbrederis D5b CB Demetri Goodson D6 WR Jeff Janis D7		LB Jayrone Elliott DT Letroy Guion DT Mike Pennel LB Julius Peppers TE Justin Perillo G Josh Walker
2015	6-1	CB Damarious Randall D1 CB Quinten Rollins D2 WR Ty Montgomery D3 LB Jake Ryan D4 QB Brett Hundley D5 FB Aaron Ripkowski D6a TE Kennard Backman D6c		CB LaDarius Gunter RB Alonzo Harris WR James Jones (D3-07) LB Joe Thomas (PS-Dal.)

TEAM STATISTICS/STARTERS

OFFENSE

OFFENSE																															
Date/Opp	1	2	3	4	OT	First Downs			Third Downs	Fourth Downs	Total Offense			Net Rushing			Net Passing			QB			Punts	Punts	Pen	Fumbles	2-pt				
						Tot	Ru	Pa	Pe	Downs		Yds	Avg	Pl	Yds	Avg	Att	Yds	TD	Att-Com-Int	Yds	TD	Sacked	No/Avg	NetAvg	No/Yds	No-Lost	Conv	Poss		
9/13	at	Chi	7	3	7	14	0			21	10	10	1	6-10	1-1	53	322	6.1	30	133	1	23-18-0	189	3	0	2/48.5	33.0	10/74	0-0	0-0	9
9/20		Sea	10	3	3	11	0			21	7	11	3	4-11	0-0	64	361	5.6	29	127	0	33-25-0	234	2	2	3/46.3	39.0	6/35	2-1	1-1	11
9/28		KC	14	10	7	7	0			26	6	15	5	4-11	0-1	68	448	6.6	32	123	0	35-24-0	325	5	1	5/43.0	39.4	12/89	0-0	0-0	12
10/4		at SF	7	0	10	0	0			18	9	8	1	5-15	2-2	68	362	5.3	33	162	1	32-22-0	200	1	3	6/39.2	37.2	8/65	0-0	0-0	10
10/11		StL	14	0	7	3	0			14	4	9	1	4-13	0-1	59	322	5.5	27	86	0	30-19-2	236	2	2	4/47.8	36.8	7/67	1-1	0-0	13
10/18		SD	14	3	7	3	0			17	3	11	3	3-9	0-0	49	370	7.6	17	133	1	29-16-0	237	2	3	4/40.5	42.3	6/50	1-0	0-0	10
11/1		at Den	0	7	3	0	0			14	7	3	4	2-8	0-0	46	140	3.0	21	90	1	22-14-0	50	0	3	5/46.2	43.8	2/15	3-0	0-0	9
11/8		at Car																													
11/15		Det																													
11/22		at Min																													
11/26		Chi																													
12/3		at Det																													
12/13		Dal																													
12/20		at Oak																													
12/27		at Ari																													
1/3		Min																													
SEASON			66	26	44	38	0			131	46	67	18	28-77	3-5	407	2325	5.7	189	854	4	204-138-2	1471	15	14	29/43.8	39.2	51/395	7-2	1-1	74

DEFENSE

Date/Opp	1	2	3	4	OT	Tot	Ru	Pa	Pe	Downs	Yds	Pt	Yds	Avg	Att	Yds	TD	Att-Com-Int	Yds	TD	Sacked	No/Avg	NetAvg	No/Yds	No-Lost	Conv	Poss
9/13 at Chi	3	10	3	7	0																						
9/20 Sea	3	0	14	0	0	25	10	12	3	11-17	2-3	71	402	5.7	33	189	1	36-18-1	213	1	2	1/56.0	56.0	6/64	0-0	0-0	8
9/28 KC	0	7	7	14	0	21	8	12	1	3-9	0-0	57	324	5.7	25	119	0	30-19-1	205	2	2	5/40.2	36.2	6/92	1-1	0-0	10
10/4 at SF	0	3	0	0	0	23	6	13	4	2-10	2-2	65	326	5.0	18	75	3	40-24-1	251	1	7	6/50.2	45.2	7/38	2-0	1-2	13
10/11 StL	0	10	0	0	0	8	1	7	0	4-13	0-1	50	196	3.9	19	77	0	25-13-1	119	0	6	6/41.2	38.8	4/30	3-0	0-0	10
10/18 SD	3	7	7	3	0	17	8	8	1	5-18	1-1	70	334	4.8	36	191	0	31-12-4	143	1	3	4/45.3	38.0	8/40	1-0	0-0	13
11/1 at Den	7	10	7	5	0	32	4	26	2	9-18	1-3	89	548	6.2	21	60	0	65-43-0	488	2	3	3/39.0	26.3	9/76	2-1	0-0	10
11/8 at Car						24	9	15	0	6-12	0-0	63	500	7.9	34	160	3	29-21-1	340	0	0	3/40.0	37.0	11/93	0-0	0-0	9
11/15 Det																											
11/22 at Min																											
11/26 Chi																											
12/3 at Det																											
12/13 Dal																											
12/20 at Oak																											
12/27 at Ari																											
1/3 Min																											
SEASON	16	47	38	29	0	150	46	93	11	40-97	6-10	465	2630	5.7	186	871	7	256-150-9	1759	7	23	28/43.7	38.7	51/433	9-2	1-2	73

OFFENSIVE STARTERS

[illegible]

DEFENSIVE STARTERS

[illegible]

INDIVIDUAL STATISTICS, OFFENSE

RUSHING

		E.Lacy					J.Starks					A.Harris					A.Rodgers					J.Kuhn					R.Cobb				
		No	Yds	Avg	Lg	TD	No	Yds	Avg	Lg	TD	No	Yds	Avg	Lg	TD	No	Yds	Avg	Lg	TD	No	Yds	Avg	Lg	TD	No	Yds	Avg	Lg	TD
9/13	at Chi	19	85	4.5	16	1	2	2	1.0	3	0						8	35	4.4	15	0	0	0	--	--	0	0	0	--	--	0
9/20	Sea	3	9	3.0	8	0	20	95	4.8	35	0		(Inactive)				6	23	3.8	9	0	0	0	--	--	0	0	0	--	--	0
9/28	KC	10	46	4.6	13	0	17	32	1.9	11	0	2	17	8.5	16	0	2	16	8.0	11	0	0	0	--	--	0	1	12	12.0	12	0
10/4	at SF	18	90	5.0	15	0	9	28	3.1	6	0	0	0	--	--	0	3	33	11.0	17	0	1	1	1.0	1t	1	0	0	--	--	0
10/11	StL	13	27	2.1	8	0	5	17	3.4	6	0	0	0	--	--	0	8	39	4.9	18	0	1	3	3.0	3	0	0	0	--	--	0
10/18	SD	4	3	0.8	3	0	10	112	11.2	65t	1		(Inactive)				2	14	7.0	15	0	0	0	--	--	0	0	0	--	--	0
11/1	at Den	11	38	3.5	15	1	5	9	1.8	4	0	2	2	1.0	2	0	2	31	15.5	17	0	0	0	--	--	0	1	10	10.0	10	0
11/8	at Car																														
11/15	Det																														
11/22	at Min																														
11/26	Chi																														
12/3	at Det																														
12/13	Dal																														
12/20	at Oak																														
12/27	at Ari																														
1/3	Min																														
SEASON		78	298	3.8	16	2	68	295	4.3	65t	1	4	19	4.8	16	0	31	191	6.2	18	0	2	4	2.0	3	1	2	22	11.0	12	0
CAREER		608	2615	4.3	60	22	475	2055	4.3	65t	8	4	19	4.8	16	0	407	2022	5.0	35	20	191	595	3.1	18	14	29	274	9.4	67	0

ADDITIONAL REGULAR-SEASON RUSHING: R.Rodgers 1-11 at Chi (Sept. 13), T.Montgomery 2-10 at SF (Oct. 4), T.Montgomery 1-4 vs. SD (Oct. 18)

PASSING

<u>PASSING</u>		A.Rodgers										S.Tolzien									
		<u>Att</u>	<u>Com</u>	<u>Pct</u>	<u>Yds</u>	<u>Sk/Yd</u>	<u>TD</u>	<u>Lg</u>	<u>Int</u>	<u>Rtng</u>	<u>Att</u>	<u>Com</u>	<u>Pct</u>	<u>Yds</u>	<u>Sk/Yd</u>	<u>TD</u>	<u>Lg</u>	<u>Int</u>	<u>Rtng</u>		
9/13	at Chi	23	18	78.3	189	0/0	3	34	0	140.5					(Did Not Play)						
9/20	Sea	33	25	75.8	249	2/15	2	29t	0	116.9					(Did Not Play)						
9/28	KC	35	24	68.6	333	1/8	5	52	0	138.5					(Did Not Play)						
10/4	at SF	32	22	68.8	224	3/24	1	38	0	99.0					(Did Not Play)						
10/11	StL	30	19	63.3	241	2/5	2	65t	2	82.8					(Did Not Play)						
10/18	SD	29	16	55.2	255	3/18	2	46	0	107.7					(Did Not Play)						
11/1	at Den	22	14	63.6	77	3/27	0	17	0	69.7	0	0	--	0	0/0	0	--	0	--		
11/8	at Car																				
11/15	Det																				
11/22	at Min																				
11/26	Chi																				
12/3	at Det																				
12/13	Dal																				
12/20	at Oak																				
12/27	at Ari																				
1/3	Min																				
SEASON		204	138	67.6	1568	14/97	15	65t	2	110.9	0	0	--	0	0/0	0	--	0	--		
CAREER		3679	2424	65.9	30146	274/1700	241	93t	59	106.3	90	55	61.1	717	3/26	1	52	5	66.8		

PASSING

PASSING			B.Hundley								
			<u>Att</u>	<u>Com</u>	<u>Pct</u>	<u>Yds</u>	<u>Sk/Yd</u>	<u>TD</u>	<u>Lg</u>	<u>Int</u>	<u>Rtng</u>
9/13	at	Chi					(Inactive)				
9/20		Sea					(Inactive)				
9/28		KC					(Inactive)				
10/4	at	SF					(Inactive)				
10/11		StL					(Inactive)				
10/18		SD					(Inactive)				
11/1	at	Den					(Inactive)				
11/8	at	Car									
11/15		Det									
11/22	at	Min									
11/26		Chi									
12/3	at	Det									
12/13		Dal									
12/20	at	Oak									
12/27	at	Ari									
1/3		Min									
SEASON			0	0	--	0	0/0	0	--	0	--
CAREER			0	0	--	0	0/0	0	--	0	--

INDIVIDUAL STATISTICS, OFFENSE

		RECEIVING		D.Adams					R.Cobb					J.Janis					J.Jones					T.Montgomery					R.Rodgers				
				No	Yds	Avg	Lg	TD	No	Yds	Avg	Lg	TD	No	Yds	Avg	Lg	TD	No	Yds	Avg	Lg	TD	No	Yds	Avg	Lg	TD	No	Yds	Avg	Lg	TD
9/13	at	Chi	4	59	14.8	25	0	5	38	7.6	10	1	0	0	--	--	0	4	51	12.8	34	2	0	0	--	--	0	3	27	9.0	20	0	
9/20		Sea	5	33	6.6	13	0	8	116	14.5	25	0	0	0	--	--	0	1	29	29.0	29t	1	4	37	9.3	17	0	3	23	7.7	9	1	
9/28		KC	0	0	--	--	0	7	91	13.0	29	3	0	0	--	--	0	7	139	19.9	52	1	2	14	7.0	8t	1	2	15	7.5	8	0	
10/4	at	SF		(Inactive)			5	44	8.8	19	0	0	0	--	--	0	5	98	19.6	38	0	3	15	5.0	8	0	5	45	9.0	12	1		
10/11		StL		(Inactive)			3	23	7.7	10	0	0	0	--	--	0	2	77	38.5	65t	1	4	59	14.8	31t	1	6	45	7.5	18	0		
10/18		SD		(Inactive)			2	38	19.0	26	0	2	79	39.5	46	0	2	30	15.0	22	1	2	11	5.5	6	0	2	34	17.0	25	0		
11/1	at	Den	1	8	8.0	8	0	6	27	4.5	17	0	0	0	--	--	0	1	2	2.0	2	0		(Inactive)			2	16	8.0	11	0		
11/8	at	Car																															
11/15		Det																															
11/22	at	Min																															
11/26		Chi																															
12/3	at	Det																															
12/13		Dal																															
12/20	at	Oak																															
12/27	at	Ari																															
1/3		Min																															
SEASON			10	100	10.0	25	0	36	377	10.5	29	4	2	79	39.5	46	0	22	426	19.4	65t	6	15	136	9.1	31t	2	23	205	8.9	25	2	
CAREER			48	546	11.4	45	3	263	3426	13.0	70t	29	4	95	23.8	46	0	405	5397	13.3	83t	49	15	136	9.1	31t	2	43	430	10.0	43	4	

		RECEIVING					A.Quarless					K.Backman					E.Lacy					J.Starks					A.Harris					J.Kuhn				
		No	Yds	Avg	Lg	TD	No	Yds	Avg	Lg	TD	No	Yds	Avg	Lg	TD	No	Yds	Avg	Lg	TD	No	Yds	Avg	Lg	TD	No	Yds	Avg	Lg	TD					
9/13	at	Chi	0	0	--	--	0		(Inactive)			2	14	7.0	9	0	0	0	--	--	0		(Inactive)			0	0	--	--	0	0					
9/20		Sea	0	0	--	--	0		(Inactive)			0	0	--	--	0	4	11	2.8	6	0		(Inactive)			0	0	--	--	0	0					
9/28		KC	2	14	7.0	7	0		(Inactive)			3	41	13.7	26	0	1	19	19.0	19	0	0	0	--	--	0	0	0	--	--	0	0				
10/4	at	SF		(Injured Reserve/DFR)			0	0	--	--	0	1	3	3.0	3	0	2	11	5.5	8	0	0	0	--	--	0	1	8	8.0	8	0					
10/11		StL		(Injured Reserve/DFR)			0	0	--	--	0	1	8	8.0	8	0	3	29	9.7	19	0	0	0	--	--	0	0	0	--	--	0	0				
10/18		SD		(Injured Reserve/DFR)				(Did Not Play)				2	17	8.5	12	0	1	5	5.0	5t	1		(Inactive)			2	20	10.0	19	0	0					
11/1	at	Den		(Injured Reserve/DFR)				(Inactive)				1	9	9.0	9	0	2	9	4.5	5	0	0	0	--	--	0	0	0	--	--	0	0				
11/8	at	Car																																		
11/15		Det																																		
11/22	at	Min																																		
11/26		Chi																																		
12/3	at	Det																																		
12/13		Dal																																		
12/20	at	Oak																																		
12/27	at	Ari																																		
1/3		Min																																		
SEASON			2	14	7.0	7	0	0	0	0.0	0	0	10	92	9.2	26	0	13	84	6.5	19	1	0	0	--	--	0	3	28	9.3	19	0				
CAREER			87	923	10.6	34	6	0	0	0.0	0	0	87	776	8.9	67	4	76	575	7.6	28	2	0	0	--	--	0	79	544	6.9	32	8				

		RECEIVING A.Ripkowski					J.Perillo																								
		No	Yds	Avg	Lg	TD	No	Yds	Avg	Lg	TD																				
9/13	at	Chi	0	0	--	--	0	(Practice Squad)																							
9/20		Sea	0	0	--	--	0	(Practice Squad)																							
9/28		KC	0	0	--	--	0	(Practice Squad)																							
10/4	at	SF	0	0	--	--	0	(Practice Squad)																							
10/11		StL	0	0	--	--	0	(Practice Squad)																							
10/18		SD	0	0	--	--	0	1	21	21.0	21	0																			
11/1	at	Den	0	0	--	--	0	1	6	6.0	6	0																			
11/8	at	Car																													
11/15		Det																													
11/22	at	Min																													
11/26		Chi																													
12/3	at	Det																													
12/13		Dal																													
12/20	at	Oak																													
12/27	at	Ari																													
1/3		Min																													
SEASON			0	0	--	--	0	2	27	13.5	21	0																			
CAREER			0	0	--	--	0	2	27	13.5	21	0																			

INDIVIDUAL STATISTICS, OFFENSE

RUSHING

		E.Lacy										J.Starks										A.Rodgers									
		First Half					Second Half					First Half					Second Half					First Half					Second Half				
		No	Yds	Avg	Lg	TD	No	Yds	Avg	Lg	TD	No	Yds	Avg	Lg	TD	No	Yds	Avg	Lg	TD	No	Yds	Avg	Lg	TD	No	Yds	Avg	Lg	TD
9/13	at Chi	7	35	5.0	16	0	12	50	4.2	15	1	0	0	--	--	0	2	2	1.0	3	0	3	3	1.0	2	0	5	32	6.4	15	0
9/20	Sea	3	9	3.0	8	0	0	0	--	--	0	9	35	3.9	10	0	11	60	5.5	35	0	2	12	6.0	9	0	4	11	2.8	9	0
9/28	KC	6	34	5.7	13	0	4	12	3.0	9	0	9	26	2.9	11	0	8	6	0.8	3	0	2	16	8.0	11	0	0	0	--	--	0
10/4	at SF	9	35	3.9	10	0	9	55	6.1	15	0	2	7	3.5	6	0	7	21	3.0	5	0	2	16	8.0	12	0	1	17	17.0	17	0
10/11	StL	6	9	1.5	3	0	7	18	2.6	8	0	3	11	3.7	6	0	2	6	3.2	5	0	6	36	6.0	18	0	2	3	1.5	5	0
10/18	SD	2	3	1.5	3	0	2	0	0.0	3	0	4	89	22.3	65t	1	6	23	3.8	7	0	1	15	15.0	15	0	1	-1	-1.0	-1	0
11/1	at Den	8	35	4.4	15	1	3	3	1.0	3	0	2	4	2.0	4	0	3	5	1.7	3	0	1	14	14.0	14	0	1	17	17.0	17	0
11/8	at Car																														
11/15	Det																														
11/22	at Min																														
11/26	Chi																														
12/3	at Det																														
12/13	Dal																														
12/20	at Oak																														
12/27	at Ari																														
1/3	Min																														
SEASON		41	160	3.9	16	1	37	138	3.7	15	1	29	172	5.9	65t	1	39	123	3.2	35	0	17	112	6.6	18	0	14	79	5.6	17	0

PASSING

		A.Rodgers																			
		First Half					Second Half														
		Att	Com	Pct	Yds	Sk/Yd	TD	Lg	Int	Rtng		Att	Com	Pct	Yds	Sk/Yd	TD	Lg	Int	Rtng	
9/13	at Chi	13	10	76.9	126	0/0	1	34	0	132.2		10	8	80.0	63	0/0	2	25	0	132.5	
9/20	Sea	20	14	70.0	151	1/7	1	29t	0	108.5		13	11	84.6	98	1/8	1	19	0	123.7	
9/28	KC	22	16	72.7	208	1/8	3	27t	0	141.7		13	8	61.5	125	0/0	2	52	0	133.0	
10/4	at SF	20	13	65.0	129	1/9	1	36	0	99.8		12	9	75.0	95	2/15	0	38	0	97.6	
10/11	StL	17	10	58.8	109	0/0	1	31t	2	57.8		13	9	69.2	132	2/5	1	65t	0	127.7	
10/18	SD	15	9	60.0	123	1/9	1	46	0	108.5		14	7	50.0	132	2/9	1	33	0	106.8	
11/1	at Den	12	8	66.7	37	0/0	0	11	0	70.5		10	6	60.0	40	3/27	0	17	0	68.8	
11/8	at Car																				
11/15	Det																				
11/22	at Min																				
11/26	Chi																				
12/3	at Det																				
12/13	Dal																				
12/20	at Oak																				
12/27	at Ari																				
1/3	Min																				
SEASON		119	80	67.2	883	4/33	8	46	2	104.4		85	58	68.2	685	10/64	7	65t	0	120.0	

PASSING

		S.Tolzien																			
		First Half					Second Half														
		Att	Com	Pct	Yds	Sk/Yd	TD	Lg	Int	Rtng		Att	Com	Pct	Yds	Sk/Yd	TD	Lg	Int	Rtng	
9/13	at Chi				(Did Not Play)											(Did Not Play)					
9/20	Sea				(Did Not Play)											(Did Not Play)					
9/28	KC				(Did Not Play)											(Did Not Play)					
10/4	at SF				(Did Not Play)											(Did Not Play)					
10/11	StL				(Did Not Play)											(Did Not Play)					
10/18	SD				(Did Not Play)											(Did Not Play)					
11/1	at Den				(Did Not Play)							0	0	--	0	0/0	0	--	0	--	
11/8	at Car																				
11/15	Det																				
11/22	at Min																				
11/26	Chi																				
12/3	at Det																				
12/13	Dal																				
12/20	at Oak																				
12/27	at Ari																				
1/3	Min																				
SEASON		0	0	--	0	0/0	0	--	0	--		0	0	--	0	0/0	0	--	0	--	

INDIVIDUAL STATISTICS, OFFENSE

RECEIVING D.Adams

			First Half					Second Half								First Half					Second Half								First Half					Second Half								
			No	Yds	Avg	Lg	TD	No	Yds	Avg	Lg	TD		No	Yds	Avg	Lg	TD	No	Yds	Avg	Lg	TD		No	Yds	Avg	Lg	TD	No	Yds	Avg	Lg	TD	No	Yds	Avg	Lg	TD			
9/13	at	Chi	2	28	14.0	21	0	2	31	15.5	25	0	2	14	7.0	10	0	3	24	8.0	10	1	0	0	0	0	0	--	--	0	0	0	--	--	0	0	0	--	--	0		
9/20		Sea	4	27	6.8	13	0	1	6	6.0	6	0	5	76	15.2	25	0	3	40	13.3	19	0	0	0	--	--	0	0	0	--	--	0	0	0	--	--	0	0	0	--	--	0
9/28		KC	0	0	--	--	0	0	0	--	--	0	4	54	13.5	27	1	3	37	12.3	29	2	0	0	--	--	0	0	0	--	--	0	0	0	--	--	0	0	0	--	--	0
10/4	at	SF				(Inactive)							4	41	10.3	19	0	1	3	3.0	3	0	0	0	--	--	0	1	8	8.0	8	0	0	0	--	--	0	0	0	--	--	0
10/11		StL				(Inactive)							2	17	8.5	10	0	1	6	6.0	6	0	0	0	--	--	0	0	0	--	--	0	0	0	--	--	0	0	0	--	--	0
10/18		SD				(Inactive)							1	12	12.0	12	0	1	26	26.0	26	0	1	1	1.0	1	0	1	19	19.0	19	0	0	0	--	--	0	0	0	--	--	0
11/1	at	Den	1	8	8.0	8	0	0	0	--	--	0	4	7	1.8	7	0	2	20	10.0	17	0	0	0	--	--	0	0	0	--	--	0	0	0	--	--	0	0	0	--	--	0
11/8		Car																																								
11/15		Det																																								
11/22	at	Min																																								
11/26		Chi																																								
12/3	at	Det																																								
12/13		Dal																																								
12/20	at	Oak																																								
12/27	at	Ari																																								
1/3		Min																																								
SEASON			7	63	9.0	21	0	3	37	12.3	25	0	22	221	10.0	27	1	14	156	11.1	29	3	1	1	1.0	1	0	2	27	13.5	19	0	0	0	--	--	0	0	0	--	--	0

R.Cobb

J.Kuhn

RECEIVING J.Jones

			First Half					Second Half										First Half					Second Half										
			No	Yds	Avg	Lg	TD	No	Yds	Avg	Lg	TD	No	Yds	Avg	Lg	TD	No	Yds	Avg	Lg	TD	No	Yds	Avg	Lg	TD	No	Yds	Avg	Lg	TD	
9/13	at	Chi	3	50	16.7	34	1	1	1	1.0	1t	1	0	0	--	--	0	0	0	0	--	--	0	2	25	12.5	20	0	1	2	2.0	2	0
9/20		Sea	1	29	29.0	29t	1	0	0	--	--	0	0	0	--	--	0	4	37	9.3	17	0	1	9	9.0	9	0	2	14	7.0	9	1	
9/28		KC	4	68	17.0	27t	1	3	71	23.7	52	0	2	14	7.0	8t	1	0	0	0	--	--	0	1	7	7.0	7	0	1	8	8.0	8	0
10/4	at	SF	3	49	16.3	36	0	2	49	24.5	38	0	2	7	3.5	4	0	1	8	8.0	8	0	2	21	10.5	12	1	3	24	8.0	9	0	
10/11		StL	0	0	--	--	0	2	77	38.5	65t	1	3	48	16.0	31t	1	1	11	11.0	11	0	3	18	6.0	12	0	3	27	9.0	18	0	
10/18		SD	1	22	22.0	22	0	1	8	8.0	8t	1	2	11	5.5	6	0	0	0	--	--	0	0	0	--	--	0	2	34	17.0	25	0	
11/1	at	Den	0	0	--	--	0	1	2	2.0	2	0	(Inactive)										2	16	8.0	11	0	0	0	--	--	0	
11/8	at	Car																															
11/15		Det																															
11/22	at	Min																															
11/26		Chi																															
12/3	at	Det																															
12/13		Dal																															
12/20	at	Oak																															
12/27	at	Ari																															
1/3		Min																															
SEASON			12	218	18.2	36	3	10	208	20.8	65t	3	9	80	8.9	31t	2	6	56	9.3	17	0	11	96	8.7	20	1	12	109	9.1	25	0	

T.Montgomery

R.Rodgers

RECEIVING A.Quarless

			First Half					Second Half										First Half					Second Half									
			No	Yds	Avg	Lg	TD	No	Yds	Avg	Lg	TD	No	Yds	Avg	Lg	TD	No	Yds	Avg	Lg	TD	No	Yds	Avg	Lg	TD	No	Yds	Avg	Lg	TD
9/13	at	Chi	0	0	--	--	0	0	0	--	--	0	1	9	9.0	9	0	1	5	5.0	5	0	0	0	--	--	0	0	0	--	--	0
9/20		Sea	0	0	--	--	0	0	0	--	--	0	0	0	--	--	0	3	10	3.3	6	0	1	1	1.0	1	0	0	0	--	--	0
9/28		KC	2	14	7.0	7	0	0	0	--	--	0	2	32	16.0	26	0	1	9	9.0	9	0	1	19	19.0	19	0	0	0	--	--	0
10/4	at	SF				(Injured Reserve/DFR)							1	3	3.0	3	0	0	0	--	--	0	1	8	8.0	8	0	1	3	3.0	3	0
10/11		StL				(Injured Reserve/DFR)							0	0	--	--	0	1	8	8.0	8	0	2	26	13.0	19	0	1	3	3.0	3	0
10/18		SD				(Injured Reserve/DFR)							1	5	5.0	5	0	1	12	12.0	12	0	1	5	5.0	5t	1	0	0	--	--	0
11/1	at	Den				(Injured Reserve/DFR)							0	0	--	--	0	1	9	9.0	9	0	0	0	--	--	0	2	9	4.5	5	0
11/8	at	Car																														
11/15		Det																														
11/22	at	Min																														
11/26		Chi																														
12/3	at	Det																														
12/13		Dal																														
12/20	at	Oak																														
12/27	at	Ari																														
1/3		Min																														
SEASON			2	14	7.0	7	0	0	0	--	--	0	5	49	9.8	26	0	5	43	8.6	12	0	8	68	8.5	19	1	5	16	3.2	5	0

E.Lacy

J.Starks

INDIVIDUAL STATISTICS, DEFENSE

C.Banjo							S.Barrington					J.Boyd					M.Burnett					H.Clinton-Dix					M.Daniels					
		UT	A	Sk	Int	PD	UT	A	Sk	Int	PD	UT	A	Sk	Int	PD	UT	A	Sk	Int	PD	UT	A	Sk	Int	PD	UT	A	Sk	Int	PD	
9/13	at	Chi	0	0	0-0	0-0	0	1	0	0-0	0-0	0	1	0	0-0	0-0	0	2	0	0-0	0-0	0	7	2	0-0	0-0	0	3	2	1-0	0-0	0
9/20		Sea	0	0	0-0	0-0	0	(Injured Reserve)					0	0	0-0	0-0	0	(Inactive)					6	3	0-0	0-0	0	4	0	1.5-9.5	0-0	0
9/28		KC	2	0	0-0	0-0	1	(Injured Reserve)					(Injured Reserve)					(Inactive)					7	1	0-0	0-0	0	0	3	0-0	0-0	0
10/4	at	SF	0	0	0-0	0-0	0	(Injured Reserve)					(Injured Reserve)					(Inactive)					8	1	0-0	0-0	0	9	1	0-0	0-0	0
10/11		StL	1	0	0-0	0-0	0	(Injured Reserve)					(Injured Reserve)					(Inactive)					9	0	0-0	0-0	1	2	1	0.5-4	0-0	0
10/18		SD	1	0	0-0	0-0	0	(Injured Reserve)					(Injured Reserve)					(Inactive)					4	1	0-0	0-0	0	1	0	0-0	0-0	0
11/1	at	Den	0	0	0-0	0-0	0	(Injured Reserve)					(Injured Reserve)					1	3	0-0	0-0	0						0	0			
11/8	at	Car																														
11/15		Det																														
11/22	at	Min																														
11/26		Chi																														
12/3	at	Det																														
12/13		Dal																														
12/20	at	Oak																														
12/27	at	Ari																														
1/3		Min																														
SEASON			4	0	0-0	0-0	1	1	0	0-0	0-0	0	1	0	0-0	0-0	0	3	3	0-0	0-0	0	46	9	0-0	1-0	2	20	10	3-13.5	0-0	0
CAREER			14	2	0-0	0-0	3	41	13	1-9	0-0	1	17	11	0-0	0-0	1	325	137	4.5-41	7-33	27	108	36	1-0	2-9	8	77	26	17-113.5	1-9	1

J.Elliott							B.Gaston					D.Goodson					L.Guion					L.Gunter					C.Hayward					
		UT	A	Sk	Int	PD	UT	A	Sk	Int	PD	UT	A	Sk	Int	PD	UT	A	Sk	Int	PD	UT	A	Sk	Int	PD	UT	A	Sk	Int	PD	
9/13	at	Chi	2	0	0-0	0-0	0					0	0	0-0	0-0	0											1	1	0-0	0-0	1	
9/20		Sea	1	0	0-0	1-0	1	(Inactive)					0	0	0-0	0-0	0	(Reserve/Suspended)					(Inactive)					2	1	0-0	0-0	0
9/28		KC	2	0	1-10	0-0	0	1	0	0-0	0-0	0	(Inactive)					(Reserve/Suspended)					0	0	0-0	0-0	0	4	1	0-0	0-0	0
10/4	at	SF	1	0	1-7	0-0	0	(Not With Team)					(Inactive)					0	0	0-0	0-0	0	0	0	0-0	0-0	0	1	1	0-0	0-0	0
10/11		StL	3	1	0-0	0-0	0	(Practice Squad)					0	0	0-0	0-0	0	3	2	0-0	0-0	0	(Inactive)					2	2	0-0	0-0	0
10/18		SD	0	0	0-0	0-0	0	(Not With Team)					0	0	0-0	0-0	0	0	5	0-0	0-0	0	(Did Not Play)					5	0	0-0	0-0	0
11/1	at	Den	0	0	0-0	0-0	0	(Not With Team)					0	0	0-0	0-0	1	0	3	0-0	0-0	0	(Inactive)					8	3	0-0	0-0	2
11/8	at	Car																														
11/15		Det																														
11/22	at	Min																														
11/26		Chi																														
12/3	at	Det																														
12/13		Dal																														
12/20	at	Oak																														
12/27	at	Ari																														
1/3		Min																														
SEASON			9	1	2-17	1-0	1	1	0	0-0	0-0	0	0	0	0-0	0-0	1	3	10	0-0	0-0	0	0	0	0-0	0-0	0	23	9	0-0	0-0	3
CAREER			11	2	2-17	1-0	1	1	0	0-0	0-0	0	0	0	0-0	0-0	1	77	58	8.5-47	0-0	4	0	0	0-0	0-0	0	93	32	0-0	9-194	30

M.Hyde							D.Jones					C.Matthews					A.Mulumba					M.Neal					N.Palmer					
		UT	A	Sk	Int	PD	UT	A	Sk	Int	PD	UT	A	Sk	Int	PD	UT	A	Sk	Int	PD	UT	A	Sk	Int	PD	UT	A	Sk	Int	PD	
9/13	at	Chi	4	0	0-0	0-0	0	(Reserve/Suspended)					8	2	0-0	1-42	1	(Inactive)					2	0	0-0	0-0	0	6	3	0-0	0-0	1
9/20		Sea	5	0	0-0	0-0	1	2	0	0-0	0-0	0	1	1	0-0	0-0	0	0	1	0-0	0-0	0	2	3	0-0	0-0	0	4	2	0-0	0-0	1
9/28		KC	2	1	0-0	0-0	1	2	0	0-0	0-0	0	4	1	2-8	0-0	0	0	0	0-0	0-0	0	1	1	.5-3.5	0-0	0	3	1	0-0	0-0	0
10/4		SF	5	0	0-0	0-0	0	0	1	0-0	0-0	0	2	1	1-8	0-0	0	0	0	0-0	0-0	0	1	0	1-8	0-0	0	5	1	0-0	0-0	1
10/11		StL	5	0	0-0	1-2	2	0	0	0-0	0-0	0	2	3	1.5-11.5	0-0	0	0	0	0-0	0-0	0	2	1	0-0	0-0	0	4	1	0-0	0-0	0
10/18		SD	8	0	0-0	0-0	1	2	0	1-4	0-0	1	4	3	0-0	0-0	0	0	1	0-0	0-0	0	2	1	0.5-4	0-0	0	9	4	0-0	0-0	0
11/1	at	Den	6	2	0-0	0-0	0	2	1	0-0	0-0	0	7	1	0-0	0-0	0	(Inactive)					3	0	0-0	0-0	0	6	2	0-0	0-0	0
11/8	at	Car																														
11/15		Det																														
11/22	at	Min																														
11/26		Chi																														
12/3	at	Det																														
12/13		Dal																														
12/20	at	Oak																														
12/27	at	Ari																														
1/3		Min																														
SEASON			35	3	0-0	1-2	5	8	2	1-4	0-0	1	28	12	4.5-27.5	1-42	1	0	2	0-0	0-0	0	13	6	2-15.5	0-0	0	37	14	0-0	0-0	3
CAREER			112	30	2-17	3-11	14	30	10	6-27	1-18	3	256	84	64-393.5	6-191	34	11	14	1-2	0-0	0	80	36	17-108.5	1-5	1	45	20	0-0	0-0	3

INDIVIDUAL STATISTICS, DEFENSE

M.Pennel							J.Peppers					N.Perry					B.Raji					D.Randall					S.Richardson						
		UT	A	Sk	Int	PD	UT	A	Sk	Int	PD	UT	A	Sk	Int	PD	UT	A	Sk	Int	PD	UT	A	Sk	Int	PD	UT	A	Sk	Int	PD		
9/13	at	Chi	1	1	0-0	0-0	0	5	0	1.5-11	0-0	0	0	1	0-0	0-0	0	3	3	.5-2	0-0	0	1	1	0-0	0-0	2	2	0	0-0	0-0	0	
9/20		Sea	1	2	0-0	0-0	0	0	1	1-1	0-0	0	3	2	0-0	0-0	0	3	1	0-0	0-0	0	0	0	0-0	0-0	1	0	0	0-0	0-0	1	
9/28		KC	3	0	0-0	0-0	0	1	1	0-0	0-0	0	1	1	1-6	0-0	0	0	1	0-0	0-0	0	2	0	0-0	0-0	1						
10/4	at	SF	0	0	0-0	0-0	0	2	0	1-6	0-0	0	2	0	2-12	0-0	0	2	2	0-0	0-0	0	2	1	0-0	0-0	1	0	0	0-0	0-0	0	
10/11		StL	1	1	0-0	0-0	0	3	0	1-3	0-0	0	3	0	.5-3.5	0-0	0	2	2	0-0	0-0	0	3	1	0-0	0-0	0						
10/18		SD	2	1	0-0	0-0	0	1	1	1-3	0-0	0			(Inactive)					(Inactive)					6	0	0-0	0-0	2				
11/1	at	Den	3	2	0-0	0-0	0	1	1	0-0	0-0	0	1	2	0-0	0-0	0	0	3	0-0	0-0	1	6	3	0-0	1-0	2						
11/8	at	Car																															
11/15		Det																															
11/22	at	Min																															
11/26		Chi																															
12/3	at	Det																															
12/13		Dal																															
12/20	at	Oak																															
12/27	at	Ari																															
1/3		Min																															
SEASON			11	7	0-0	0-0	0	13	4	5.5-24	0-0	0	10	6	3.5-21.5	0-0	0	10	12	.5-2	0-0	1	20	6	0-0	1-0	9	2	0	0-0	0-0	1	
CAREER			17	7	0-0	0-0	0	494	127	131-793	11-293	73	60	24	12.5-99.5	0-0	3	99	50	11-66.5	0-0	9	20	6	0-0	1-0	9	22	4	0-0	0-0	1	

Q.Rollins							J.Ryan					S.Shields					J.Thomas																			
		UT	A	Sk	Int	PD	UT	A	Sk	Int	PD	UT	A	Sk	Int	PD	UT	A	Sk	Int	PD															
9/13	at Chi	0	0	0-0	0-0	0	0	0	0-0	0-0	0	6	2	0-0	0-0	1																				
9/20	Sea			(Inactive)			0	0	0-0	0-0	0	2	0	0-0	0-0	0																				
9/28	KC	2	1	0-0	0-0	1	0	1	0-0	0-0	0	5	0	0-0	1-15	1	2	1	1-2	0-0	0															
10/4	at SF	1	1	0-0	0-0	0			(Inactive)			2	1	0-0	1-0	1	2	0	0-0	0-0	0															
10/11	StL	2	0	0-0	2-48	2			(Inactive)			0	2	0-0	0-0	4	0	0	0-0	0-0	1															
10/18	SD	2	0	0-0	0-0	0	0	0	0-0	0-0	0	7	0	0-0	0-0	2	2	1	0-0	0-0	0															
11/1	at Den	0	0	0-0	0-0	0	1	0	0-0	0-0	0	0	0	0-0	0-0	0	1	3	0-0	0-0	0															
11/8	at Car																																			
11/15	Det																																			
11/22	at Min																																			
11/26	Chi																																			
12/3	at Det																																			
12/13	Dal																																			
12/20	at Oak																																			
12/27	at Ari																																			
1/3	Min																																			
SEASON		7	2	0-0	2-48	3	1	1	0-0	0-0	0	22	5	0-0	2-15	9	7	5	1-2	0-0	1															
CAREER		7	2	0-0	2-48	3	1	1	0-0	0-0	0	190	31	1-8	17-180	62	7	5	1-2	0-0	1															

DEFENSIVE FUMBLE STATISTICS

FORCED FUMBLES (7)

J.Elliott - (1) vs. Seattle, Sept. 20 (F.Jackson)
M.Daniels - (1) vs. Kansas City, Sept. 28 (A. Smith)
N.Perry - (1) vs. Kansas City, Sept. 28 (A. Smith)
J.Thomas - (1) at San Francisco, Oct. 4 (V.McDonald)
J.Peppers - (1) vs. St. Louis, Oct. 11 (N.Foles)
M.Neal - (1) vs. San Diego, Oct. 18 (M.Gordon)
H.Clinton-Dix - (1) vs. San Diego, Oct. 18 (M.Gordon)

FUMBLE RECOVERIES (2)

M.Hyde - (1) vs. Seattle, Sept. 20 (F.Jackson)
C.Matthews - (1) vs. San Diego, Oct. 18 (M.Gordon)

INDIVIDUAL STATISTICS, DEFENSE

QUARTERBACK SACKS (23-126)

9/13	at	Chicago:	(2-12)	J.Peppers 1.5-11, B.Raji .5-1
9/20		Seattle:	(2-1)	M.Daniels 1-0, J.Peppers 1-1
9/28		Kansas City:	(7-39)	C.Matthews 2-8, M.Daniels 1.5-9.5, J.Elliott 1-10, N.Perry 1-6, J.Thomas 1-2, M.Neal .5-3.5
10/4	at	San Francisco:	(6-41)	N.Perry 2-12, J.Elliott 1-7, C.Matthews 1-8, M.Neal 1-8, J.Peppers 1-6
10/11		St. Louis:	(3-18)	C.Matthews 1.5-11.5, J.Peppers 1-3, N.Perry .5-3.5
10/18		San Diego:	(3-15)	D.Jones 1-4, J.Peppers 1-3, M.Daniels .5-4, M.Neal .5-4
11/1	at	Denver:	(0-0)	None
11/8	at	Carolina:		
11/15		Detroit:		
11/22	at	Minnesota:		
11/26		Chicago:		
12/3	at	Detroit:		
12/13		Dallas:		
12/20	at	Oakland:		
12/27	at	Arizona:		
1/3		Minnesota:		

SEASON TOTALS: (23-126) J.Peppers 5.5-24, C.Matthews 4.5-27.5, N.Perry 3.5-21.5, M.Daniels 3-13.5, J.Elliott 2-17, M.Neal 2-15.5, D.Jones 1-4, J.Thomas 1-2, B.Raji .5-1

QUARTERBACK HITS (42)

9/13	at	Chicago:	(3)	M.Daniels 1, C.Matthews 1, B.Raji 1
9/20		Seattle:	(2)	M.Daniels 1, D.Jones 1
9/28		Kansas City:	(2)	M.Daniels 1, C.Matthews 1
10/4	at	San Francisco:	(4)	D.Jones 2, M.Daniels 1, C.Matthews 1
10/11		St. Louis:	(14)	D.Jones 4, C.Matthews 3, J.Peppers 3, M.Daniels 2, L.Guion 1, M.Neal 1
10/18		San Diego:	(13)	C.Matthews 4, M.Daniels 2, M.Neal 2, M.Pennel 2, D.Jones 1, J.Peppers 1, J.Thomas 1
11/1	at	Denver:	(4)	M.Burnett 1, M.Daniels 1, C.Matthews 1, J.Peppers 1
11/8	at	Carolina:		
11/15		Detroit:		
11/22	at	Minnesota:		
11/26		Chicago:		
12/3	at	Detroit:		
12/13		Dallas:		
12/20	at	Oakland:		
12/27	at	Arizona:		
1/3		Minnesota:		

SEASON TOTALS: (42) C.Matthews 11, M.Daniels 9, D.Jones 8, J.Peppers 5, M.Neal 3, M.Pennel 2, M.Burnett 1, L.Guion 1, B.Raji 1, J.Thomas 1

PASSES DEFENSED (42)

9/13	at	Chicago:	(6)	D.Randall 2, C.Hayward 1, C.Matthews 1, N.Palmer 1, S.Shields 1
9/20		Seattle:	(5)	J.Elliott 1, M.Hyde 1, N.Palmer 1, D.Randall 1, S.Richardson 1
9/28		Kansas City:	(5)	C.Banjo 1, M.Hyde 1, D.Randall 1, Q.Rollins 1, S.Shields 1
10/4	at	San Francisco:	(3)	N.Palmer 1, D.Randall 1, S.Shields 1
10/11		St. Louis:	(10)	S.Shields 4, M.Hyde 2, Q.Rollins 2, H.Clinton-Dix 1, J.Thomas 1
10/18		San Diego:	(7)	D.Randall 2, S.Shields 2, H.Clinton-Dix 1, M.Hyde 1, D.Jones 1
11/1	at	Denver:	(6)	C.Hayward 2, D.Randall 2, D.Goodson 1, B.Raji 1
11/8	at	Carolina:		
11/15		Detroit:		
11/22	at	Minnesota:		
11/26		Chicago:		
12/3	at	Detroit:		
12/13		Dallas:		
12/20	at	Oakland:		
12/27	at	Arizona:		
1/3		Minnesota:		

SEASON TOTALS: (42) D.Randall 9, S.Shields 9, M.Hyde 5, C.Hayward 3, N.Palmer 3, Q.Rollins 3, H.Clinton-Dix 2, C.Banjo 1, J.Elliott 1, D.Goodson 1, D.Jones 1, C.Matthews 1, B.Raji 1, S.Richardson 1, J.Thomas 1

INDIVIDUAL STATISTICS, SPECIAL TEAMS

PUNTING

T.Masthay										
		No	Yds	Avg	TB	In20	Lg	Bk	Net	
9/13	at Chi	2	97	48.5	1	0	54	0	33.0	
9/20	Sea	3	139	46.3	0	0	49	0	39.0	
9/28	KC	5	215	43.0	0	2	49	0	39.4	
10/4	at SF	6	235	39.2	0	1	51	0	37.2	
10/11	StL	4	191	47.8	2	0	53	0	36.8	
10/18	SD	4	162	40.5	0	2	50	0	42.3	
11/1	at Den	5	231	46.2	0	1	49	0	43.8	
11/8	at Car									
11/15	Det									
11/22	at Min									
11/26	Chi									
12/3	at Det									
12/13	Dal									
12/20	at Oak									
12/27	at Ari									
1/3	Min									
SEASON		29	1270	43.8	3	6	54	0	39.2	
CAREER		338	14946	44.2	26	120	71	3	38.3	

KICKING

M.Crosby										
Kickoffs										
		FG	PAT	Pts	No. Ret	TB	TB Pct	OB		
9/13	at Chi	1/1	4/4	7	3	3	50.0	0		
9/20	Sea	4/4	1/1	13	4	3	42.9	0		
9/28	KC	1/1	5/5	8	4	3	42.9	0		
10/4	at SF	1/2	2/2	5	1	3	75.0	0		
10/11	StL	1/1	3/3	6	1	4	80.0	0		
10/18	SD	2/2	3/3	9	3	3	50.0	0		
11/1	at Den	1/1	1/1	4	0	3	100.0	0		
11/8	at Car									
11/15	Det									
11/22	at Min									
11/26	Chi									
12/3	at Det									
12/13	Dal									
12/20	at Oak									
12/27	at Ari									
1/3	Min									
SEASON		11/12	19/19	52	16	22	57.9	0		
CAREER		223/280	420/424	1089	521	207	28.0	14		

ADDITIONAL KICKOFFS:
T.Masthay 1-56 at Den (Nov. 1)

ONSIDE KICK RECOVERIES
OWN KICKS (0/0)

OPPONENT KICKS (0/2)
Failed – D.Adams at Chi (Sept. 13)
Failed – M.Hyde vs. KC (Sept. 28)

BLOCKED KICKS

PACKERS (1) BLOCKED PUNTS

OPPONENTS (0)

KICKOFF RETURNS

KICKOFF

RETURNS

T.Montgomery

M.Hyde

		No	Yds	Avg	Lg	TD	No	Yds	Avg	Lg	TD
9/13	at Chi	3	106	35.3	46	0	0	0	--	--	0
9/20	Sea	1	19	19.0	19	0	0	0	--	--	0
9/28	KC	2	64	32.0	36	0	0	0	--	--	0
10/4	at SF	0	0	--	--	0	0	0	--	--	0
10/11	StL	0	0	--	--	0	0	0	--	--	0
10/18	SD	1	29	29.0	29	0	0	0	--	--	0
11/1	at Den		(Inactive)				1	23	23.0	23	0
11/8	at Car										
11/15	Det										
11/22	at Min										
11/26	Chi										
12/3	at Det										
12/13	Dal										
12/20	at Oak										
12/27	at Ari										
1/3	Min										
SEASON		7	218	31.1	46	0	1	23	23.0	23	0
CAREER		7	218	31.1	46	0	27	650	24.1	70	0

ADDITIONAL KICKOFF RETURNS: J.Abbrederis 1-22 at Den (Nov. 1), 1-30 vs. SD (Oct. 18), A.Ripkowski 1-0 at Chi (Sept. 13), J.Tretter 1-0 vs. SD (Oct. 18)

PUNT RETURNS

PUNT RETURNS		T.Montgomery						M.Hyde					
		No	Yds	Avg	FC	Lg	TD	No	Yds	Avg	FC	Lg	TD
9/13	at Chi	0	0	--	0	--	0	0	0	--	0	--	0
9/20	Sea	0	0	--	0	--	0	0	0	--	4	--	0
9/28	KC	0	0	--	0	--	0	4	30	7.5	1	13	0
10/4	at SF	0	0	--	0	--	0	3	14	4.7	0	9	0
10/11	StL	0	0	--	0	--	0	2	9	4.5	1	9	0
10/18	SD	0	0	--	0	--	0	2	18	9.0	0	16	0
11/1	at Den	(Inactive)						1	9	9.0	9	9	0
11/8	at Car												
11/15	Det												
11/22	at Min												
11/26	Chi												
12/3	at Det												
12/13	Dal												
12/20	at Oak												
12/27	at Ari												
1/3	Min												
SEASON		0	0	--	0	--	0	12	80	6.7	7	16	0
CAREER		0	0	--	0	--	0	50	597	11.9	23	93t	3

ADDITIONAL PUNT RETURNS:

SPECIAL TEAMS FUMBLE STATISTICS

FORCED FUMBLES (0)

FUMBLE RECOVERIES (0)

BLOCKED FIELD GOALS
(1) vs. St. Louis, Oct. 11 (D.Jones)

BLOCKED PATs

DRIVE STATISTICS

PACKERS SCORING DRIVES (game-by-game)

Date	Opponent	Plays	Yards	Time	Result	Qtr	Scoring Play	Quarterback
9/13	at Chicago	10	77	4:42	TD	1	A.Rodgers 13 pass to J.Jones	A.Rodgers
9/13	at Chicago	10	61	5:17	FG	2	M.Crosby 37 field goal	A.Rodgers
9/13	at Chicago	6	59	3:04	TD	3	A.Rodgers 1 pass to J.Jones	A.Rodgers
9/13	at Chicago	16	78	9:31	TD	4	A.Rodgers 5 pass to R.Cobb	A.Rodgers
9/13	at Chicago	4	48	1:46	TD	4	E.Lacy 2 run	A.Rodgers
9/20	vs. Seattle	10	80	4:15	TD	1	A.Rodgers 29 pass to J.Jones	A.Rodgers
9/20	vs. Seattle	4	7	1:55	FG	1	M.Crosby 54 field goal	A.Rodgers
9/20	vs. Seattle	6	79	1:14	FG	2	M.Crosby 18 field goal	A.Rodgers
9/20	vs. Seattle	8	54	3:36	FG	3	M.Crosby 44 field goal	A.Rodgers
9/20	vs. Seattle	10	80	6:16	TD	4	A.Rodgers 5 pass to R.Rodgers	A.Rodgers
9/20	vs. Seattle	9	34	4:54	FG	4	M.Crosby 21 field goal	A.Rodgers
9/28	vs. Kansas City	6	69	2:36	TD	1	A.Rodgers 8 pass to T.Montgomery	A.Rodgers
9/28	vs. Kansas City	10	89	5:51	TD	1	A.Rodgers 3 pass to R.Cobb	A.Rodgers
9/28	vs. Kansas City	9	51	5:47	FG	2	M.Crosby 44 field goal	A.Rodgers
9/28	vs. Kansas City	9	68	3:02	TD	2	A.Rodgers 27 pass to J.Jones	A.Rodgers
9/28	vs. Kansas City	1	4	0:04	TD	3	A.Rodgers 4 pass to R.Cobb	A.Rodgers
9/28	vs. Kansas City	8	80	3:46	TD	4	A.Rodgers 4 pass to R.Cobb	A.Rodgers
10/4	at San Francisco	12	80	5:58	TD	1	A.Rodgers 9 pass to R.Rodgers	A.Rodgers
10/4	at San Francisco	9	61	4:33	TD	3	J.Kuhn 1 run	A.Rodgers
10/4	at San Francisco	8	35	4:38	FG	3	M.Crosby 31 field goal	A.Rodgers
10/11	vs. St. Louis	6	56	1:48	TD	1	A.Rodgers 31 pass to T.Montgomery	A.Rodgers
10/11	vs. St. Louis	4	75	2:19	TD	3	A.Rodgers 65 pass to J.Jones	A.Rodgers
10/11	vs. St. Louis	7	30	2:20	FG	4	M.Crosby 35 field goal	A.Rodgers
10/18	vs. San Diego	8	87	3:44	TD	1	A.Rodgers 5 pass to J.Starks	A.Rodgers
10/18	vs. San Diego	4	85	1:26	TD	1	J.Starks 65 run	A.Rodgers
10/18	vs. San Diego	10	83	3:58	FG	2	M.Crosby 23 field goal	A.Rodgers
10/18	vs. San Diego	7	69	2:48	TD	3	A.Rodgers 8 pass to J.Jones	A.Rodgers
10/18	vs. San Diego	9	70	3:37	FG	4	M.Crosby 28 field goal	A.Rodgers
11/1	at Denver	10	80	4:48	TD	2	E.Lacy 2 run	A.Rodgers
11/1	at Denver	11	41	5:53	FG	3	M.Crosby 56 field goal	A.Rodgers

Scoring-Drive Length

Length (minus)	Packers		Opponent	
	TD	FG	TD	FG
0—9	0	0	0	0
10—19	1	1	0	1
20—29	0	0	0	0
30—39	0	0	0	0
40—49	1	1	0	2
50—59	2	2	1	3
60—69	4	1	1	2
70—79	3	2	2	2
80—89	8	1	10	0
90—99	0	0	0	0
SEASON	19	11	14	10

Possessions at a glance

Reg. Season	No.	Avg. Snaps	*3-Plays & Out	Snaps/ TD
Packers	74	5.5	18	20.4
Opponent	73	6.4	11	33.2

*—less if turnover, no first downs or score

Game-Opening Drives

Game	Packers			Opponent		
	Pts	FD	Yds	Pts	FD	Yds
9/13 at Chi	0	0	7	3	3	70
9/20 Sea	7	5	80	0	0	-5
9/28 KC	0	0	5	0	0	7
10/4 at SF	7	6	80	0	1	20
10/11 StL	7	2	56	0	0	2
10/18 SD	7	5	87	0	1	20
11/1 at Den	0	2	13	0	1	25
11/8 at Car						
11/15 Det						
11/22 at Min						
11/26 Chi						
12/3 at Det						
12/13 Dal						
12/20 at Oak						
12/27 at Ari						
1/3 Min						
SEASON	28	20	328	3	6	139

Second-Half Opening Drives

Game	Packers			Opponent		
	Pts	FD	Yds	Pts	FD	Yds
9/13 at Chi	7	4	59	3	4	56
9/20 Sea	0	0	-6	7	5	80
9/28 KC	0	0	0	0	0	2
10/4 at SF	7	3	61	0	1	14
10/11 StL	7	2	75	0	1	19
10/18 SD	0	0	-1	7	3	79
11/1 at Den	3	3	41	7	3	80
11/8 at Car						
11/15 Det						
11/22 at Min						
11/26 Chi						
12/3 at Det						
12/13 Dal						
12/20 at Oak						
12/27 at Ari						
1/3 Min						
SEASON	24	12	229	24	17	330

DRIVE STATISTICS

YARDS-GAINED ANALYSIS

	1st Down			2nd Down			3rd Down			4th Down			Season			By Quarter				By Half		
	Att	Yds	Avg	Att	Yds	Avg	Att	Yds	Avg	Att	Yds	Avg	Att	Yds	Avg	1st	2nd	3rd	4th	1st	2nd	OT
Packers	183	895	4.9	142	964	6.8	77	447	5.8	5	19	3.8	407	2325	5.7	742	604	544	435	1346	979	0
Opponents	207	1152	5.6	151	786	5.2	97	634	6.5	10	58	5.8	465	2630	5.7	476	691	621	842	1167	1463	0

DRIVE ENGINEERING

	Drives		Drives ended by													Points
QB	Started	TD	FG	MFG	PUNT	BLK	DOWN	TO	SAF	CLK	Yielded					
A.Rodgers	74	19	11	1	29	0	2	4	1	7	167					
Packers	74	19	11	1	29	0	2	4	1	7	167					
Opponents	73	14	10	3	28	0	4	11	0	3	130					

RED-ZONE EFFICIENCY

	Packers	Opponent
Times Penetrated Opponent 20	23	24
Total Scores	22	18
Touchdowns	14	12
Field Goals-Attempts	8-9	6-6
Touchdown Percentage609	.500
Scoring Percentage957	.750
Turnovers	0	2
Downs	0	4
Missed Field Goals	1	0
Time Ran Out	0	0
Ended Not Trying To Score	0	0
Scores From Outside The 20	8	6
Touchdowns	5	2
Field Goals	3	4

AVERAGE FIELD POSITION

	Packers	Opponent
Drives Started	74	73
Average Field Position	GB28	OPP25
Drives Started in Plus Territory	9	5
Scores	6	1
Touchdowns	2	0
Field Goals	4	1
Missed Field Goals	0	1
Punts	2	2
Turnovers	0	1
Turnover on Downs	0	0
Ran Out Clock	0	0
Did Not Attempt to Score	1	0
Drives Started Inside Own 20	17	15

GOAL-TO-GO SITUATIONS

	Summary									GTG Plays		
	Total	TD	Pct	FG	MFG	TO	CLK	DOWN	Plays	TD	Pct	
Packers	14	10	.714	4	0	0	0	0	37	10	.270	
Opponents	14	9	.643	1	0	2	0	2	42	9	.214	

2015 SUPERLATIVES

LONGEST RETURNS

Packers

Type	Yards	Opp. Date	Player
Kickoff	46	at Chi, Sept. 13	T.Montgomery
Interception	45t	vs. StL, Oct. 11	Q.Rollins
Interception	42	at Chi, Sept. 13	C.Matthews
Kickoff	41	at Chi, Sept. 13	T.Montgomery
Kickoff	36	vs. KC, Sept. 28	T.Montgomery

No. of returns 20-plus yards in length: 10

No. of returns 40-plus yards in length: 4

Opponent

Type	Yards	Opp. Date	Player
Kickoff	54	vs. KC, Sept. 28	K.Davis
Interception	29	vs. StL, Oct. 11	T.Johnson
Kickoff	26	vs. Sea, Sept. 20	T.Lockett
Kickoff	25	vs. StL, Oct. 11	B.Cunningham
Kickoff	25	vs. KC, Sept. 28	K.Davis
Kickoff	25	at Chi, Sept. 13	M.Mariani
Punt	22	vs. Sea, Sept. 20	T.Lockett

No. of returns 20-plus yards in length: 8

No. of returns 40-plus yards in length: 1

LONGEST PLAYS FROM SCRIMMAGE

Packers

Yards	Opp.	Play
65t	vs. StL	A.Rodgers to J.Jones
52	vs. KC	A.Rodgers to J.Jones
46	vs. SD	A.Rodgers to J.Janis
38	at SF	A.Rodgers to J.Jones
36	at SF	A.Rodgers to J.Jones

Long run:

65t	vs. SD	J.Starks
35	vs. Sea	J.Starks
25	vs. SD	J.Starks
18	vs. StL	A.Rodgers
17	at Den	A.Rodgers
17	at SF	A.Rodgers

No. plays 20-plus yards: 26

No. plays 40-plus yards: 4

Opponent

Yards	Opp.	Play
68	vs. StL	N.Foles to S.Bailey
61	vs. KC	A.Smith to J.Maclin
50	vs. SD	P.Rivers to M.Floyd
50	at Chi	J.Cutler to M.Wilson
47	at Den	P.Manning to D.Thomas
47	at SF	C.Kaepernick to T.Smith
47	vs. KC	A.Smith to T.Kelce
40	at SF	C.Kaepernick to Q.Patton

Long run:

55	vs. StL	T.Gurley
28	at Den	C.Anderson
25	vs. SD	M.Gordon
23	at Chi	M.Forte
22	at Chi	M.Forte

No. plays 20-plus yards: 29

No. plays 40-plus yards: 9

MISCELLANEOUS

WEEKLY INACTIVES

9/13	at	Chicago:	K.Backman, M.Burnett, L.Gunter, A.Harris, B.Hundley, A.Mulumba, L.Taylor
9/20		Seattle:	K.Backman, B.Bulaga, B.Gaston, L.Gunter, A.Harris, B.Hundley, Q.Rollins
9/28		Kansas City:	K.Backman, B.Bulaga, M.Burnett, D.Goodson, B.Hundley, S.Richardson, L.Taylor
10/4	at	San Francisco:	D.Adams, B.Bulaga, M.Burnett, D.Goodson, B.Hundley, J.Ryan, L.Taylor
10/11		St. Louis:	D.Adams, M.Burnett, L.Gunter, B.Hundley, S.Richardson, J.Ryan, L.Taylor
10/18		San Diego:	D.Adams, M.Burnett, A.Harris, B.Hundley, N.Perry, B.Raji, L.Taylor
11/1	at	Denver:	K.Backman, L.Gunter, B.Hundley, T.Montgomery, A.Mulumba, L.Taylor, J.Walker
11/8	at	Carolina:	
11/15		Detroit:	
11/22	at	Minnesota:	
11/26		Chicago:	
12/3	at	Detroit:	
12/13		Dallas:	
12/20	at	Oakland:	
12/27	at	Arizona:	
1/3		Minnesota:	

SEASON TOTALS: B.Hundley (7), L.Taylor (6), M.Burnett (5), K.Backman (4), L.Gunter (4), D.Adams (3), B.Bulaga (3), A.Harris (3), D.Goodson (2), A.Mulumba (2), S.Richardson (2), J.Ryan (2), B.Gaston (1), T.Montgomery (1), N.Perry (1), B.Raji (1), Q.Rollins (1), J.Walker (1).

TIME SPENT IN THE LEAD

Opponent	Packers In Lead	Packers Trailing
9/13 at Chi	34:50	16:44
9/20 Sea	40:16	12:20
9/28 KC	54:44	0:00
10/4 at SF	54:02	0:00
10/11 StL	57:09	0:00
10/18 SD	45:00	0:00
11/1 at Den	0:00	49:39
11/8 at Car		
11/15 Det		
11/22 at Min		
11/26 Chi		
12/3 at Det		
12/13 Dal		
12/20 at Oak		
12/27 at Ari		
1/3 Min		
SEASON	4:46:01	1:18:43
SEASON AVG	40:52	11:15

TWO-POINT CONVERSIONS

Packers (1-1): A.Rodgers-R.Rodgers pass vs. Sea (Sept. 20)

Opponent (1-2): A.Smith-T.Kelce pass vs. KC (Sept. 28)

NON-OFFENSIVE SCORES

Packers (1): Q.Rollins 45-yard interception return vs. StL, Oct. 11

Opponent (1): R.Rodgers tackled in end zone by M.Jackson for a safety at Den, Nov. 1

PENALTIES AND REPLAY CHALLENGES

PENALTY STATISTICS

	Packers	Opponent
Times Penalized after Offensive Gain	13	7
Gains Wiped Out, Offensive Penalties	102	44
Touchdowns Cost	2	2
Field Goals Cost	1	0
First Downs Lost	3	3
Intentional-Grounding Penalties	0	0
Defensive Pass Interference, Times Flagged	1	4
Yards Given Up	32	114
Defensive 3rd/4th Down Flags (kept drive alive)	4	10
Kick/Punt Return Penalties	4	4
Return Yards Wiped Out	25	17

Touchdowns nullified — GREEN BAY (2): A.Rodgers 8-yard pass to J.Jones at Chi (Sept. 13); A.Rodgers 17-yard pass to R.Cobb vs. KC (Sept. 28)

OPPONENTS (2): P.Manning 5-yard pass to A.Caldwell at Den (Nov. 1), J.Cutler 4-yard pass to A.Jeffery at Chi (Sept. 13)

2015 REPLAY CHALLENGES

PACKERS (2/3)

Date, Opp.	Initial Ruling	Ruling
9/20 vs. Sea	Seattle 11 men on field	Penalty on Sea, Defensive 12 On Field, Reversed
10/11 vs. StL	N.Foles 5 pass to S.Bailey, first down	Upheld
10/11 vs. StL	A.Rodgers 64 pass to J.Jones, down at StL 1	Reversed, Touchdown

OPPONENTS (1/2)

Date, Opp.	Initial Ruling	Ruling
9/13 at Chi	A.Rodgers 25 pass to D.Adams, first down	Upheld
10/11 vs. StL	T.Masthay punts to StL 1, downed by J.Janis	Reversed, Touchback

REPLAY ASSISTANT (2/6)

Last two minutes of the half, overtime, turnovers and scoring plays

Date, Opp.	Initial Ruling	Ruling
9/13 at Chi	J.Cutler fumble recovered by J.Peppers	Reversed, knee was down
9/20 vs. Sea	A.Rodgers 9 pass to R.Cobb, to goal line	Upheld
9/20 vs. Sea	A.Rodgers 1 pass to J.Jones, touchdown	Reversed, incomplete pass
10/4 at SF	A.Rodgers 6 pass to R.Cobb, short of first-down marker	Upheld, 4th Down
10/18 vs. SD	A.Rodgers 5 pass to J.Starks, touchdown	Upheld
10/18 vs. SD	P.Rivers 9 pass to K.Allen, to goal line	Upheld

2015 PENALTIES ACCEPTED (51)

OFFENSE (26)

Delay of Game (4) — A.Rodgers vs. Sea (Sept. 20), A.Rodgers vs. KC (Sept. 28), A.Rodgers at SF (Oct. 4), A.Rodgers vs. StL (Oct. 11),

False Start (6) — D.Bakhtiari at Chi (Sept. 13), D.Bakhtiari vs. Sea (Sept. 20), T.Lang at SF (Oct. 4), B.Bulaga vs. StL (Oct. 11), R.Cobb vs. SD (Oct. 18), R.Rodgers at Den (Nov. 1)

Holding (8) — D.Bakhtiari at Chi (Sept.13), B.Bulaga at Chi (Sept. 13), D.Bakhtiari vs. KC (Sept. 28), R.Rodgers at SF (Oct. 4), D.Bakhtiari at SF (Oct. 4), J.Sitton at SF (Oct. 4), J.Sitton at SF (Oct. 4), B.Bulaga at Den (Nov. 1)

Illegal Block Above the Waist (1) — R.Rodgers vs. StL (Oct. 11)

Illegal Formation (1) — R.Cobb at Chi (Sept. 13)

Illegal Shift (1) — J.Janis vs. KC (Sept. 28)

Illegal Use of Hands (3) — J.Sitton vs. Sea (Sept. 20), T.Montgomery vs. KC (Sept. 28), R.Rodgers vs. StL (Oct. 11)

Offensive 12 On Field (1) — vs. StL (Oct. 11)

Offensive Pass Interference (1) — T.Montgomery vs. KC (Sept. 28)

DEFENSE (19)

Defensive 12 On Field (1) — vs. StL (Oct. 11)

Encroachment (2) — B.Raji vs. KC (Sept. 28), M. Daniels vs. SD (Oct. 18)

Holding (2) — B.Raji at Chi (Sept. 13), D.Randall vs. KC (Sept. 28)

Illegal Block Above The Waist (1) — N.Perry at Chi (Sept. 13)

Illegal Contact (1) — J.Elliott vs. KC (Sept. 28)

Neutral-Zone Infraction (2) — N.Perry at Chi (Sept. 13), M.Daniels at Chi (Sept. 13)

Offside (5) — S.Shields at Chi (Sept. 13), M.Neal vs. Sea (Sept. 20), M.Pennel vs. Sea (Sept. 20), J.Peppers vs. KC (Sept. 28), J.Elliott vs. SD (Oct. 18)

Pass Interference (1) — H.Clinton-Dix vs. StL (Oct. 11)

Unnecessary Roughness (3) — S.Richardson at Chi (Sept. 13), H.Clinton-Dix vs. KC (Sept. 28), H.Clinton-Dix vs. SD (Oct. 18)

Unsportsmanlike Conduct (1) — C.Hayward vs. KC (Sept. 28)

SPECIAL TEAMS (6)

Face Mask (1) — Q.Rollins vs. KC (Sept. 28)

Holding (2) — S.Richardson at SF (Oct. 4), J.Thomas vs. SD (Oct. 18)

Illegal Block Above The Waist (1) — C.Banjo vs. SD (Oct. 18)

Illegal Formation (1) — at SF (Oct. 4)

Illegal Use of Hands (1) — J.Janis vs. Sea (Sept. 20)

PACKERS WEEKLY LEADERS

OPPONENTS WEEKLY LEADERS

[illegible]

TURNOVER STATISTICS AND NOTES

TAKEAWAY ANALYSIS

	Packers Take Aways			Packers Give Aways					NFC Rank	NFL Rank
	Int	Fum	Tot	Int	Fum	Tot	Diff	Cum		
Chi	1	0	1	0	0	0	1	1	4t	8t
SEA	1	1	2	0	1	1	1	2	1t	4t
KC	1	0	1	0	0	0	1	3	3t	6t
SF	1	0	1	0	0	0	1	4	4t	6t
STL	4	0	4	2	1	3	1	5	3t	5t
SD	0	1	1	0	0	0	1	6	1t	1t
BYE	-	-	-	-	-	-	-	6	2	2t
Den	1	0	1	0	0	0	1	7	2	2t
Car										
DET										
Min										
CHI										
Det										
DAL										
Oak										
Ari										
MIN										
Total	9	2	11	2	2	4	7	7		

HOME GAMES UPPERCASED IN BOLD

Takeaway Breakdown

	Packers	Opponent
Total	11	4
Interceptions	9	2
Fumble Rec.	2	2
Muffed Punt Rec.	0	0
Points off Turnovers	24	3
Touchdowns	3	0
Field Goals	1	1
Didn't attempt score	2	0

TOUCHDOWN RETURNS

Packers (1): Q.Rollins 45-yard interception return vs. STL, Oct. 11

Opponent (0):

2015 RECORD WHEN...

When...	Record
+4 turnover margin	0-0
+3 turnover margin	0-0
+2 turnover margin	0-0
+1 turnover margin	6-1
even turnover margin	0-0
-1 turnover margin	0-0
-2 turnover margin	0-0
-3 turnover margin	0-0
-4 turnover margin	0-0
recording 0 takeaways	0-0
recording 1 takeaway	4-1
recording 2 takeaways	1-0
recording 3 takeaways	0-0
recording 4 takeaways	1-0
recording 5 takeaways	0-0
recording 0 giveaways	4-1
recording 1 giveaway	1-0
recording 2 giveaways	0-0
recording 3 giveaways	1-0
recording 4 giveaways	0-0
recording 5 giveaways	0-0
recording 0 interceptions	1-0
recording 1 interception	4-1
recording 2 interceptions	0-0
recording 3 interceptions	0-0
recording 4 interceptions	1-0
surrendering 0 interceptions	5-1
surrendering 1 interception	0-0
surrendering 2 interceptions	1-0
surrendering 3 interceptions	0-0
recovering 0 fumbles	3-1
recovering 1 fumble	2-0
recovering 2 fumbles	0-0
recovering 3 fumbles	0-0
losing 0 fumbles	4-1
losing 1 fumble	2-0
losing 2 fumbles	0-0
losing 3 fumbles	0-0

TAKEAWAY SUMMARY (11)

9/13	at	Chicago:	C.Matthews (interception)
9/20		Seattle:	J.Elliott (interception), M.Hyde (fumble)
9/28		Kansas City:	S.Shields (interception)
10/4	at	San Francisco:	S.Shields (interception)
10/11		St. Louis:	Q.Rollins (two interceptions), H.Clinton-Dix (interception), M.Hyde (interception)
10/18		San Diego:	C.Matthews (fumble)
11/1	at	Denver:	D.Randall (interception)
11/8	at	Carolina:	
11/15		Detroit:	
11/22	at	Minnesota:	
11/26		Chicago:	
12/3	at	Detroit:	
12/13		Dallas:	
12/20	at	Oakland:	
12/27	at	Arizona:	
1/3		Minnesota:	

SEASON TOTALS: M.Hyde 2 (interception, fumble), C.Matthews 2 (interception, fumble), Q.Rollins 2 (two interceptions), S.Shields 2 (two interceptions), H.Clinton-Dix 1 (interception), J.Elliott 1 (interception), D.Randall 1 (interception)

Note: Only fumbles lost are credited. Fumbles in which the team maintained possession are not included.

GIVEAWAY SUMMARY (4)

9/13	at	Chicago:	None
9/20		Seattle:	J.Starks (fumble)
9/28		Kansas City:	None
10/4	at	San Francisco:	None
10/11		St. Louis:	A.Rodgers (two interceptions, fumble)
10/18		San Diego:	None
11/1	at	Denver:	None
11/8	at	Carolina:	
11/15		Detroit:	
11/22	at	Minnesota:	
11/26		Chicago:	
12/3	at	Detroit:	
12/13		Dallas:	
12/20	at	Oakland:	
12/27	at	Arizona:	
1/3		Minnesota:	

SEASON TOTALS: A.Rodgers 3 (two interceptions, fumble), J.Starks 1 (fumble)

Note: Only fumbles lost are credited. Fumbles in which the team maintained possession are not included.

TAKEAWAY POINTS

Packers (24)

Date	Opp.	Turnover	Result	Points
9/13	at Chi	Interception	TD	7
9/20	vs. Sea	Interception	FG	3
9/28	vs. KC	Interception	TD	7
10/11	vs. StL	Interception	TD	7

Opponent (3)

Date	Opp.	Turnover	Result	Points
10/11	vs. StL	Interception	FG	3

REGULAR-SEASON PLAYER PARTICIPATION

NFL WEEK	1	2	3	4	5	6	8	9	10	11	12	13	14	15	16	17	— Season Totals —			
Player	at CHI	SEA	KC	at SF	STL	SD	at DEN	at CAR	DET	at MIN	CHI	at DET	DAL	at OAK	at ARI	MIN	GP	GS	DNP	INA
Abbrederis, Jared	PS	PS	PS	DNP	SUB	SUB	SUB										3	0	1	0
Adams, Davante	WR	WR	WR	INA	INA	INA	WR										4	4	0	3
Annen, Blake	-	-	-	PS	PS	-	-										0	0	0	0
Backman, Kennard	INA	INA	INA	SUB	SUB	DNP	INA										2	0	1	4
Bakhtiari, David	LT	LT	LT	LT	LT	LT	LT										7	7	0	0
Banjo, Chris	SUB	SUB	3S	SUB	SUB	SUB	SUB										7	1	0	0
Barclay, Don	SUB	RT	RT	RT	SUB	SUB	SUB										7	3	0	0
Barrington, Sam	BLB	IR	IR	IR	IR	IR	IR										1	1	0	0
Boyd, Josh	SUB	SUB	IR	IR	IR	IR	IR										2	0	0	0
Bradford, Carl	PS	PS	PS	PS	PS	PS	PS										0	0	0	0
Bulaga, Bryan	RT	INA	INA	INA	RT	RT	RT										4	4	0	3
Burnett, Morgan	INA	SS	INA	INA	INA	INA	SS										2	2	0	5
Clinton-Dix, Ha Ha	FS	FS	FS	FS	FS	FS	FS										7	7	0	0
Cobb, Randall	WR	WR	WR	WR	WR	WR	WR										7	7	0	0
Crockett, John	PS	PS	PS	PS	PS	PS	PS										0	0	0	0
Crosby, Mason	SUB	SUB	SUB	SUB	SUB	SUB	SUB										7	0	0	0
Daniel, Robertson	PS	PS	PS	PS	PS	PS	PS										0	0	0	0
Daniels, Mike	DT	DT	DT	DT	DT	DT	DT										7	7	0	0
Elliott, Jayrone	SUB	SUB	SUB	SUB	SUB	SUB	SUB										7	0	0	0
Gaston, Bruce	SUB	INA	SUB	-	PS	-	-										2	0	0	1
Goode, Brett	SUB	SUB	SUB	SUB	SUB	SUB	SUB										7	0	0	0
Goodson, Demetri	SUB	SUB	INA	INA	SUB	SUB	SUB										5	0	0	2
Gunter, LaDarius	INA	INA	SUB	SUB	INA	SUB	INA										3	0	0	4
Guion, Letroy	SUS	SUS	SUS	SUB	SUB	NOSE	SUB										4	1	0	0
Hamilton, Justin	-	-	-	-	-	-	PS										0	0	0	0
Harris, Alonzo	INA	INA	SUB	SUB	SUB	INA	SUB										4	0	0	3
Hayward, Casey	SUB	LCB	SUB	LCB	3CB	3CB	LCB										7	5	0	0
Henry, Mitchell	-	-	-	-	-	PS	PS										0	0	0	0
Hundley, Brett	INA	INA	INA	INA	INA	INA	INA										0	0	0	7
Hyde, Micah	SS	3CB	SS	SS	SS	SS	3CB										7	7	0	0
Janis, Jeff	SUB	SUB	SUB	SUB	SUB	SUB	SUB										7	0	0	0
Jones, Datone	SUS	SUB	SUB	SUB	SUB	SUB	SUB										6	0	0	0
Jones, James	3WR	3WR	3WR	WR	WR	WR	WR										7	7	0	0
Kuhn, John	SUB	SUB	SUB	SUB	SUB	SUB	SUB										7	0	0	0
Lacy, Eddie	RB	RB	RB	RB	RB	SUB	RB										7	6	0	0
Lang, T.J.	RG	RG	RG	RG	RG	RG	RG										7	7	0	0
Linsley, Corey	C	C	C	C	C	C	C										7	7	0	0
Masthay, Tim	SUB	SUB	SUB	SUB	SUB	SUB	SUB										7	0	0	0
Matthews, Clay	MLB	MLB	MLB	MLB	MLB	MLB	MLB										7	7	0	0
Montgomery, Ty	SUB	SUB	SUB	3WR	3WR	3WR	INA										6	3	0	1
Mulumba, Andy	INA	SUB	SUB	SUB	SUB	SUB	INA										5	0	0	2
Neal, Mike	LOLB	ROLB	SUB	LOLB	ROLB	ROLB	ROLB										7	6	0	0
Nelson, Jordy	IR	IR	IR	IR	IR	IR	IR										0	0	0	0
Palmer, Nate	SUB	BLB	BLB	BLB	BLB	BLB	BLB										7	6	0	0
Pennel, Mike	DE	SUB	DE	DE	SUB	SUB	SUB										7	3	0	0
Peppers, Julius	ROLB	LOLB	ROLB	ROLB	LOLB	LOLB	LOLB										7	7	0	0
Perillo, Justin	PS	PS	PS	PS	PS	SUB	SUB										2	0	0	0
Perry, Nick	SUB	SUB	LOLB	SUB	SUB	INA	SUB										6	1	0	1
Quarless, Andrew	SUB	SUB	SUB	IR/DFR	IR/DFR	IR/DFR	IR/DFR										3	0	0	0
Raji, B.J.	NOSE	NOSE	NOSE	NOSE	NOSE	INA	NOSE										6	6	0	1
Randall, Damarious	SUB	SUB	SUB	SUB	LCB	LCB	SUB										7	2	0	0
Richardson, Sean	3S	SUB	INA	SUB	INA	IR	IR										3	1	0	2
Ringo, Christian	PS	PS	PS	PS	PS	PS	PS										0	0	0	0
Ripkowski, Aaron	SUB	SUB	SUB	SUB	SUB	SUB	SUB										7	0	0	0
Rodgers, Aaron	QB	QB	QB	QB	QB	QB	QB										7	7	0	0
Rodgers, Richard	TE	TE	TE	TE	TE	TE	TE										7	7	0	0
Rollins, Quinten	SUB	INA	SUB	SUB	SUB	SUB	SUB										6	0	0	1
Rotheram, Matt	PS	PS	PS	PS	PS	PS	PS										0	0	0	0
Ryan, Jake	SUB	SUB	SUB	INA	INA	SUB	SUB										5	0	0	2
Sebetich, Kyle	-	-	-	-	-	PS	PS										0	0	0	0
Shields, Sam	LCB	RCB	LCB	RCB	RCB	RCB	RCB										7	7	0	0
Sitton, Josh	LG	LG	LG	LG	LG	LG	LG										7	7	0	0
Starks, James	SUB	SUB	SUB	SUB	SUB	RB	SUB										7	1	0	0
Taylor, Lane	INA	DNP	INA	INA	INA	INA	INA										0	0	1	6
Thomas, Joe	-	-	SUB	SUB	SUB	SUB	SUB										5	0	0	0
Tolzien, Scott	DNP	DNP	DNP	DNP	DNP	DNP	SUB										1	0	6	0
Tretter, JC	SUB	SUB	SUB	SUB	SUB	SUB	SUB										7	0	0	0
Vaughters, James	PS	PS	PS	-	-	-	-										0	0	0	0
Vujnovich, Jeremy	PS	PS	PS	PS	PS	PS	PS										0	0	0	0
Walker, Josh	SUB	SUB	SUB	SUB	SUB	SUB	INA										6	0	0	1
Williams, Ed	PS	PS	PS	PS	PS	PS	PS										0	0	0	0

STARTERS IN BOLD AT POSITION; DNP — Did not play; INA — Inactive; IR — Injured reserve; IR/DFR — Injured reserve/Designated for return; PS — Practice squad; SUB — Substitute; 3WR — Started as third wide receiver; 3S — Started as third safety; 3CB — Started as third cornerback; SUS — Reserve/Suspended.

SEASON-HIGHS/W-L BREAKDOWN

INDIVIDUAL

Longest Scoring Run — 65, J.Starks, Oct. 18 vs. San Diego
Longest Non-Scoring Run — 35, J.Starks, Sept. 20 vs. Seattle

Longest Scoring Pass — 65, A.Rodgers to J.Jones, Oct. 11 vs. St. Louis
Longest Non-Scoring Pass — 52, A.Rodgers to J.Jones, Sept. 28 vs. Kansas City

Longest Kickoff Return — 46, T.Montgomery, Sept. 13 at Chicago
Longest Punt Return — 16, M.Hyde, Oct. 18 vs. San Diego
Longest Interception Return — 45, Q.Rollins, Oct. 11 vs. St. Louis
Longest Fumble Return — 0, twice, most recently C.Matthews, Oct. 18 vs. San Diego

Longest Punt — 54, T.Masthay, Sept. 13 at Chicago

Longest Field Goal — 56, M.Crosby, Nov. 1 at Denver
Most Field Goals Attempted — 4, M.Crosby, Sept. 20 vs. Seattle
Most Field Goals Made — 4, M.Crosby, Sept. 20 vs. Seattle

Most Touchdowns — 3, R.Cobb, Sept. 28 vs. Kansas City
Most Rushing Attempts — 20, J.Starks, Sept. 20 vs. Seattle
Most Rushing Yards — 112, J.Starks, Oct. 18 vs. San Diego

Most Passing Attempts — 35, A.Rodgers, Sept. 28 vs. Kansas City
Most Completions — 25, A.Rodgers, Sept. 20 vs. Seattle
Most Passing Yards — 333, A.Rodgers, Sept. 28 vs. Kansas City
Most Touchdown Passes — 5, A.Rodgers, Sept. 28 vs. Kansas City

Most Receptions — 8, R.Cobb, Sept. 20 vs. Seattle
Most Receiving Yards — 139, J.Jones, Sept. 28 vs. Kansas City

Most Total Yards from Scrimmage — 139, J.Jones, Sept. 28 vs. Kansas City

Most Defensive Interceptions — 2, Q.Rollins, Oct. 11 vs. St. Louis
Most Tackles — 13, N.Palmer, Oct. 18 vs. San Diego
Most Solo Tackles — 9, three times, most recently H.Clinton-Dix/N.Palmer, Oct. 18 vs. San Diego
Most Sacks — 2, twice, most recently N.Perry, Oct. 4 at San Francisco
Most Passes Defensed — 4, S.Shields, Oct. 11 vs. St. Louis

TEAM

Offensive Most...

First Downs — 26, Sept. 28 vs. Kansas City
Rushing Attempts — 33, Oct. 4 at San Francisco
Rushing Yards — 162, Oct. 4 at San Francisco
Pass Attempts — 35, Sept. 28 vs. Kansas City
Completions — 25, Sept. 20 vs. Seattle
TDs Thrown — 5, Sept. 28 vs. Kansas City
Ints. Thrown — 2, Oct. 11 vs. St. Louis
Net Passing Yards — 325, Sept. 28 vs. Kansas City
Offensive Plays — 68, twice, most recently Oct. 4 at San Francisco
Total Offense — 448, Sept. 28 vs. Kansas City
Time of Possession — 36:34, Oct. 4 at San Francisco
Turnovers — 3, Oct. 11 vs. St. Louis
Fumbles — 3, Nov. 1 at Denver
Fumbles Lost — 1, twice, most recently Oct. 11 vs. St. Louis

Longest Scoring Drives

Plays — 16, Sept. 13 at Chicago
Yards — 87, Oct. 18 vs. San Diego
Time — 9:31, Sept. 13 at Chicago

Shortest Scoring Drives

Plays — 1, Sept. 28 vs. Kansas City
Yards — 4, Sept. 28 vs. Kansas City
Time — 0:04, Sept. 28 vs. Kansas City

Defensive Fewest...

First Downs Allowed — 8, Oct. 4 at San Francisco
Rushing Att. Allowed — 18, Sept. 28 vs. Kansas City
Rushing Yards Allowed — 60, Oct. 18 vs. San Diego
Pass Att. Allowed — 25, Oct. 4 at San Francisco
Pass Comp. Allowed — 11, Oct. 11 vs. St. Louis
Net Passing Yards Allowed — 119, Oct. 4 at San Francisco
Total Plays Allowed — 50, Oct. 4 at San Francisco
Total Yards Allowed — 196, Oct. 4 at San Francisco

Defensive Most...

Takeaways — 4, Oct. 11 vs. St. Louis
Interceptions — 4, Oct. 11 vs. St. Louis
Fumbles Forced — 2, twice, most recently Oct. 18 vs. San Diego
Fumbles Recovered — 1, twice, most recently Oct. 18 vs. San Diego
Passes Defensed — 10, Oct. 11 vs. St. Louis
Sacks — 7, Sept. 28 vs. Kansas City

	2015 regular season...			2014 regular season...			2013 regular season...			1992-present...		
	Home	Road	Overall	Home	Road	Overall	Home	Road	Overall	Home	Road	Overall
Overall.....	4-0	2-1	6-1	8-0	4-4	12-4	4-3-1	4-4	8-7-1	145-42-1	95-92	239-134-1
On Grass.....	4-0	2-1	6-1	8-0	3-0	11-0	4-3-1	1-1	5-4-1	145-42-1	54-35	198-77-1
On Artificial Surfaces.....	0-0	0-0	0-0	0-0	1-4	1-4	0-0	3-3	3-3	0-0	41-59	41-59
In Open-Air Stadiums.....	4-0	2-1	6-1	8-0	4-2	12-2	4-3-1	2-3	6-6-1	145-42-1	61-58	205-100-1
In Indoor Stadiums.....	0-0	0-0	0-0	0-0	0-2	0-2	0-0	2-1	2-1	0-0	34-34	34-34
vs. Division Opponents.....	0-0	1-0	1-0	3-0	2-1	5-1	1-1-1	2-1	3-2-1	66-14-1	45-36	111-50-1
vs. NFC.....	2-0	2-0	4-0	6-0	3-3	9-3	3-2-1	3-3	6-5-1	111-28-1	73-67	183-95-1
vs. AFC.....	2-0	0-1	2-1	2-0	1-1	3-1	1-1	1-1	2-2	34-14	22-25	56-39
When scoring first.....	4-0	1-0	5-0	7-0	3-2	10-2	4-2-1	1-0	5-2-1	103-17-1	57-35	159-52-1
When Opponent scored first.....	0-0	1-1	1-1	1-0	1-2	2-2	0-1	3-4	3-5	41-25	38-57	79-82
In overtime.....	0-0	0-0	0-0	0-0	0-0	0-0	0-0-1	0-0	0-0-1	5-3-1	1-5	6-8-1
When leading after first quarter.....	4-0	2-0	6-0	6-0	3-1	9-1	4-1-1	1-0	5-1-1	88-12-1	52-22	139-34-1
When leading at halftime.....	4-0	1-0	5-0	7-0	4-0	11-0	3-1	3-1	6-2	114-9	75-26	188-35
When leading after third quarter.....	3-0	2-0	5-0	8-0	4-0	12-0	3-0	2-1	5-1	120-5	86-22	205-27
When trailing after first quarter.....	0-0	0-1	0-1	1-0	0-1	1-1	0-1	2-2	2-3	26-22	17-43	43-65
When trailing at halftime.....	0-0	1-1	1-1	1-0	0-1	1-1	1-2-1	1-2	2-4-1	22-28-1	17-56	39-84-1
When trailing after third quarter.....	1-0	0-1	1-1	0-0	0-4	0-4	1-3-1	2-2	3-5-1	16-34-1	6-69	22-103-1
When tied at halftime.....	0-0	0-0	0-0	0-0	0-2	0-2	0-0	0-1	0-1	9-5	3-9	12-14
On Thursday.....	0-0	0-0	0-0	1-0	0-1	1-1	0-0	0-1	0-1	4-0	4-7	8-7
On Friday.....	0-0	0-0	0-0	0-0	0-0	0-0	0-0	0-0	0-0	0-0	1-0	1-0
On Saturday.....	0-0	0-0	0-0	0-0	0-0	0-0	0-0	0-0	0-0	1-0	2-0	3-0
On Sunday/Early Games.....	1-0	1-0	2-0	1-0	4-2	5-2	3-1-1	1-1	4-2-1	90-24-1	45-45	135-69-1
On Sunday/Late Afternoon Games.....	1-0	1-0	2-0	4-0	0-0	4-0	1-1	2-2	3-3	26-11	21-20	46-30
On Sunday/Night Games.....	1-0	0-1	1-1	1-0	0-1	1-1	0-0	1-0	1-0	13-2	10-5	23-7
On Monday.....	1-0	0-0	1-0	1-0	0-0	1-0	0-1	0-0	0-1	12-6	11-15	23-21
When Packers had 100-yard rusher.....	1-0	0-0	1-0	2-0	1-0	3-0	1-1-1	2-1	3-2-1	37-9-1	28-9	65-18-1
When Packers had 100-yard receiver.....	2-0	0-0	2-0	6-0	3-1	9-1	3-1	3-2	6-3	69-15	41-32	110-47
When Packers had 300-yard passer.....	1-0	0-0	1-0	5-0	2-1	7-1	1-0	2-2	3-2	36-12	31-19	67-31
When Opponent had 100-yard rusher.....	1-0	1-1	2-1	0-0	1-2	1-2	1-3-1	2-1	3-3-1	124-20-1	20-28	44-48-1
When Opponent had 100-yard receiver.....	2-0	0-1	2-1	4-0	1-0	5-0	1-3	1-3	2-6	46-16	26-33	72-49
When Opponent had 300-yard passer.....	1-0	0-1	1-1	2-0	0-1	2-1	1-0	2-2	3-2	23-7	15-19	38-26

TRANSACTIONS BY DATE

1/20	Signed S Jean Fanor, CB Tay Glover-Wright, LB Adrian Hubbard, C Joe Madsen, RB Rajion Neal, LB Joe Thomas, T Jeremy Vujnovich, G Josh Walker and WR Myles White	5/21	Signed CB Travis Manning and WR Ty Montgomery	9/7	Signed WR James Jones; Released WR Myles White; Signed WR Jared Abbrederis, LB Carl Bradford, RB John Crockett, CB Robertson Daniel, TE Justin Perillo, DT Christian Ringo, G Matt Rotheram, LB James Vaughters and T Jeremy Vujnovich to the practice squad	10/26	DT Justin Hamilton signed to the practice squad
1/26	Signed P Cody Mandell	6/9	Signed T Vince Kowalski				
2/17	Released TE Brandon Bostick and WR Kevin Dorsey	6/15	Released G Marcus Reed	9/8	Signed WR Ed Williams to the practice squad		
2/20	Released LB Brad Jones	6/16	Signed CB Damarious Randall	9/15	Placed LB Sam Barrington on injured reserve; Activated DE Datone Jones from exempt status		
2/25	Released LB A.J. Hawk	6/18	Signed TE Harold Spears; Released CB Travis Manning	9/21	Signed LB Joe Thomas from Dallas' practice squad; Placed DT Josh Boyd on injured reserve		
3/5	Signed LB Josh Francis	7/24	Released CB Bernard Blake	9/30	Signed TE Blake Annen to practice squad; Placed LB James Vaughters on practice squad injured list; Placed TE Andrew Quarless on injured reserve/designated for return		
3/9	Re-signed WR Randall Cobb and QB Scott Tolzien	8/3	Signed WR Ed Williams	10/2	Activated DT Letroy Guion from exempt status		
3/11	Re-signed T Bryan Bulaga	8/10	Released P Cody Mandell	10/3	Signed WR Jared Abbrederis to active roster from practice squad; Released DT Bruce Gaston		
3/25	Signed DB Kyle Sebetich	8/11	Released WR Ricky Collins	10/6	Signed DT Bruce Gaston to the practice squad		
3/31	Re-signed DT Letroy Guion and DT B.J. Raji	8/13	Signed CB Ryan White	10/14	Signed TE Justin Perillo to the active roster from the practice squad; Placed S Sean Richardson on injured reserve; Signed DB Kyle Sebetich to the practice squad		
4/8	Released T Aaron Adams	8/17	Released WR Adrian Coxson	10/16	Signed TE Mitchell Henry to the practice squad; Released TE Blake Annen		
4/13	Re-signed FB John Kuhn and signed restricted free agent S Sean Richardson	8/27	Signed WR James Butler	10/17	DT Bruce Gaston signed to the Chicago Bears' active roster		
4/15	Signed QB Matt Blanchard	8/31	Released LB Tavarus Dantzler, T Fabbians Ebbele, LB Josh Francis, DT Lavon Hooks and T Vince Kowalski				
5/4	Released C Joe Madsen	9/1	Placed WR Jordy Nelson on injured reserve, released/injured WR Javess Blue and WR Jimmie Hunt, released QB Matt Blanchard, WR James Butler, LB Adrian Hubbard, DB Kyle Sebetich and TE Harold Spears				
5/8	Signed TE Kennard Backman, CB Bernard Blake, WR Javess Blue, WR Ricky Collins, WR Adrian Coxson, RB John Crockett, LB Tavarus Dantzler, T Fabbians Ebbele, CB LaDarius Gunter, RB Alonzo Harris, TE Mitchell Henry, DT Lavon Hooks, QB Brett Hundley, WR Jimmie Hunt, WR Larry Pinkard, LB Jermauria Rasco, G Marcus Reed, DT Christian Ringo, FB Aaron Ripkowski, G Matt Rotheram, LB Jake Ryan and LB James Vaughters	9/5	Released WR Jared Abbrederis, LB Carl Bradford, RB John Crockett, S Jean Fanor, C Garth Gerhart, CB Tay Glover-Wright, TE Mitchell Henry, RB Rajion Neal, TE Justin Perillo, C/G Andy Phillips, DT Christian Ringo, G Matt Rotheram, LB Joe Thomas, DT Khyri Thornton, LB James Vaughters, T Jeremy Vujnovich, CB Ryan White and WR Ed Williams; Waived/Injured WR Larry Pinkard and LB Jermauria Rasco; Placed DE Letroy Guion and DE Datone Jones on reserve/suspended List				
5/11	Signed C/G Andy Phillips and CB Quinten Rollins; Released DT Luther Robinson						

TRANSACTIONS BY PLAYER

Abbrederis, Jared - WR 9/5/15 Waived 9/7/15 Signed to practice squad 10/3/15 Signed to active roster	Francis, Josh - LB 3/5/15 Signed 8/31/15 Waived	Manning, Travis - CB 5/21/15 Signed 6/18/15 Waived	Thomas, Joe - LB 1/20/15 Signed 9/5/15 Waived 9/21/15 Signed from Dallas' practice squad
Adams, Aaron - T 4/8/15 Waived	Gaston, Bruce - DT 10/3/15 Waived 10/6/15 Signed to practice squad 10/17/15 Signed to Chicago Bears' active roster	Montgomery, Ty - WR 5/21/15 Signed	Thornton, Khyri - DT 9/5/15 Waived
Annen, Blake - TE 9/30/15 Signed to practice squad 10/16/15 Waived	Gerhart, Garth - C 9/5/15 Waived	Neal, Rajion - RB 1/20/15 Signed 9/5/15 Waived	Tolzien, Scott - QB 3/9/15 Re-signed
Backman, Kennard - TE 5/8/15 Signed	Glover-Wright, Tay - CB 1/20/15 Signed 9/5/15 Waived	Nelson, Jordy - WR 9/1/15 Placed on injured reserve (knee)	Vaughters, James - LB 5/8/15 Signed 9/5/15 Waived 9/7/15 Signed to practice squad 9/30/15 Placed on practice squad/injured
Barrington, Sam - LB 9/15/15 Placed on injured reserve (foot)	Guion, Letroy - DT 3/31/15 Re-signed 9/5/15 Placed on reserve/suspended 10/2/15 Activated from exempt status	Perillo, Justin - TE 9/5/15 Waived 9/7/15 Signed to practice squad 10/14/15 Signed to active roster	Vujnovich, Jeremy - T 1/20/15 Signed 9/5/15 Waived 9/7/15 Signed to practice squad
Blake, Bernard - CB 5/8/15 Signed 7/24/15 Waived	Gunter, LaDarius - CB 5/8/15 Signed	Phillips, Andy - C/G 5/11/15 Signed 9/5/15 Waived	Walker, Josh - G 1/20/15 Signed
Blanchard, Matt - QB 4/15/15 Signed 9/1/15 Waived	Hamilton, Justin - DT 10/26/15 Signed to practice squad	Pinkard, Larry - WR 5/8/15 Signed 9/5/15 Waived/injured	White, Myles - WR 1/20/15 Signed 9/7/15 Waived
Blue, Javess - WR 5/8/15 Signed 9/1/15 Waived	Harris, Alonzo - RB 5/8/15 Signed	Quarless, Andrew - TE 9/30/15 Placed on injured reserve/designated for return	White, Ryan - CB 8/13/15 Signed 9/5/15 Waived
Bostick, Brandon - TE 2/17/15 Waived	Hawk, A.J. - LB 2/25/15 Waived	Raji, B.J. - DT 3/31/15 Re-signed	Williams, Ed - WR 8/3/15 Signed 9/5/15 Waived 9/8/15 Signed to practice squad
Boyd, Josh - DT 9/21/15 Placed on injured reserve (ankle)	Henry, Mitchell - TE 5/8/15 Signed 9/5/15 Waived 10/16/15 Signed to practice squad	Randall, Damarious - CB 6/16/15 Signed	
Bradford, Carl - LB 9/5/15 Waived 9/7/15 Signed to practice squad	Hooks, Lavon - DT 5/8/15 Signed 8/31/15 Waived	Rasco, Jermauria - LB 5/8/15 Signed 9/5/15 Waived/injured	
Bulaga, Bryan - T 3/11/15 Re-signed	Hubbard, Adrian - LB 1/20/15 Signed 9/1/15 Waived	Reed, Marcus - G 5/8/15 Signed 6/15/15 Waived	
Butler, James - WR 8/27/15 Signed 9/1/15 Waived	Hundley, Brett - QB 5/8/15 Signed	Richardson, Sean - S 4/13/15 Signed 10/14/15 Placed on injured reserve (neck)	
Cobb, Randall - WR 3/9/15 Re-signed	Hunt, Jimmie - WR 5/8/15 Signed 9/1/15 Waived	Ringo, Christian - DT 5/8/15 Signed 9/5/15 Waived 9/7/15 Signed to practice squad	
Collins, Ricky - WR 5/8/15 Signed 8/11/15 Waived	Jones, Brad - LB 2/20/15 Waived	Ripkowski, Aaron - FB 5/8/15 Signed	
Coxson, Adrian - WR 5/8/15 Signed 8/17/15 Waived	Jones, Datone - DE 9/5/15 Placed on reserve/suspended 9/15/15 Activated from exempt status	Robinson, Luther - DT 5/11/15 Waived	
Crockett, John - RB 5/8/15 Signed 9/5/15 Waived 9/7/15 Signed to practice squad	Jones, James - WR 9/7/15 Signed	Rollins, Quinten - CB 5/11/15 Signed	
Daniel, Robertson - CB 9/7/15 Signed to practice squad	Kowalski, Vince - T 6/9/15 Signed 8/31/15 Waived	Rotheram, Matt - G 5/8/15 Signed 9/5/15 Waived 9/7/15 Signed to practice squad	
Dantzler, Tavarus - LB 5/8/15 Signed 8/31/15 Waived	Kuhn, John - FB 4/13/15 Re-signed	Ryan, Jake - LB 5/8/15 Signed	
Dorsey, Kevin - WR 2/17/15 Waived	Madsen, Joe - C 1/20/15 Signed 5/4/15 Waived	Sebetich, Kyle - DB 3/25/15 Signed 9/1/15 Waived 10/14/15 Signed to practice squad	
Ebbele, Fabbians - T 5/8/15 Signed 8/31/15 Waived	Mandell, Cody - P 1/26/15 Signed 8/10/15 Waived	Spears, Harold - TE 6/18/15 Signed 9/1/15 Waived	
Fanor, Jean - S 1/20/15 Signed 9/5/15 Waived			

THE LAST TIME

Regular-Season Games Only

RUSHING

200 Yards Rushing, Individual

BY PACKERS — Ahman Green, Dec. 28, 2003, vs. Denver (218 yards)
BY OPPONENT — Adrian Peterson, Dec. 2, 2012, vs. Minnesota (210 yards)

100 Yards Rushing, Individual

BY PACKERS — James Starks, Oct. 18, 2015, vs. San Diego (112 yards)
BY OPPONENT — C.J. Anderson, Nov. 1, 2015, at Denver (101 yards)

100 Yards Rushing, Individual, One Half

BY PACKERS — Eddie Lacy, Dec. 15, 2013, at Dallas (110 yards in second half)
BY OPPONENT — Matt Forte, Sept. 13, 2015, at Chicago (105 yards in first half)

100 Yards Rushing and Receiving, Individual

BY PACKERS — Never
BY OPPONENT — Darrin Nelson, Nov. 13, 1983, at Minnesota (119 yards rushing, 137 receiving)

Two 100-Yard Rushers

BY PACKERS — Ryan Grant (106 yards) and DeShawn Wynn (106 yards), Dec. 28, 2008, vs. Detroit
BY OPPONENT — Tony Dorsett (149 yards) and Robert Newhouse (101 yards), Nov. 12, 1978, vs. Dallas at Milw.

Two 100-Yard Rushers and Two 100-Yard Receivers

BY PACKERS — Ryan Grant (106 yards) and DeShawn Wynn (106), Dec. 28, 2008, vs. Detroit, Donald Driver (111 yards) and Greg Jennings (101 yards), Dec. 28, 2008, vs. Detroit*
BY OPPONENT — Never
*First time in NFL history

Four Touchdowns Rushing, Individual

BY PACKERS — Dorsey Levens, Jan. 2, 2000, vs. Arizona (8, 1, 5, 1 yards)
BY OPPONENT — DeAngelo Williams, Nov. 30, 2008, vs. Carolina (1, 1, 1, 1 yards)

Three Touchdowns Rushing, Individual

BY PACKERS — Ahman Green, Oct. 20, 2002, vs. Washington (24, 2, 8 yards)
BY OPPONENT — Jamaal Charles, Sept. 28, 2015, vs. Kansas City (9, 4, 7 yards)

Two Touchdowns Rushing, Individual

BY PACKERS — Eddie Lacy, Oct. 2, 2014, vs. Minnesota (11, 10 yards)
BY OPPONENT — Ronnie Hillman, Nov. 1, 2015, at Denver (1, 15 yards)

PASSING

400 Yards Passing, Individual

BY PACKERS — Aaron Rodgers, Oct. 26, 2014, at New Orleans (418 yards)
BY OPPONENT — Philip Rivers, Oct. 18, 2015, vs. San Diego (503 yards)

300 Yards Passing, Individual

BY PACKERS — Aaron Rodgers, Sept. 28, 2015, vs. Kansas City (333 yards)
BY OPPONENT — Peyton Manning, Nov. 1, 2015, at Denver (340 yards)

Six Touchdown Passes, Individual

BY PACKERS — Aaron Rodgers, Nov. 9, 2014, vs. Chicago (1, 4, 73, 40, 56, 18 yards)
BY OPPONENT — Tommy Kramer, Sept. 28, 1986, at Minnesota (23, 13, 36, 2, 17, 7 yards)

Five Touchdown Passes, Individual

BY PACKERS — Aaron Rodgers, Sept. 28, 2015, vs. Kansas City (8, 3, 27, 4, 4, yards)
BY OPPONENT — Matthew Stafford, Jan. 1, 2012, vs. Detroit (8, 13, 2, 5, 12 yards)

Four Touchdown Passes, Individual

BY PACKERS — Aaron Rodgers, Sept. 28, 2015, vs. Kansas City (8, 3, 27, 4, 4, yards)
BY OPPONENT — Matt Ryan, Dec. 8, 2014, vs. Atlanta (5, 22, 1, 2 yards)

Three Touchdown Passes, Individual

BY PACKERS — Aaron Rodgers, Sept. 28, 2015, vs. Kansas City (8, 3, 27, 4, 4 yards)
BY OPPONENT — Matt Ryan, Dec. 8, 2014, vs. Atlanta (5, 22, 1, 2 yards)

Six Interceptions Thrown, Individual

BY PACKERS — Tom O'Malley, Sept. 17, 1950, vs. Detroit
BY OPPONENT — Don Horn, Sept. 26, 1971, vs. Denver at Milw.

Five Interceptions Thrown, Individual

BY PACKERS — Brett Favre, Oct. 30, 2005, at Cincinnati
BY OPPONENT — Rich Gannon, Oct. 28, 1990, vs. Minnesota at Milw.

Four Interceptions Thrown, Individual

BY PACKERS — Brett Favre, Dec. 25, 2005, vs. Chicago
BY OPPONENT — Nick Foles, Oct. 11, 2015, vs. St. Louis

RECEIVING

10 or More Receptions, Individual

BY PACKERS — Randall Cobb, Dec. 21, 2014, at Tampa Bay (11 receptions)
BY OPPONENT — Keenan Allen, Oct. 18, 2015, vs. San Diego (14 receptions)

200 Yards Receiving, Individual

BY PACKERS — Jordy Nelson, Sept. 14, 2014, vs. N.Y. Jets (209 yards)
BY OPPONENT — Julio Jones, Dec. 8, 2014, vs. Atlanta (259 yards)

100 Yards Receiving, Individual

BY PACKERS — James Jones, Sept. 28, 2015, vs. Kansas City (139 yards)
BY OPPONENT — Demaryius Thomas, Nov. 1, 2015, at Denver (168 yards)

100 Yards Receiving, One Half, Individual

BY PACKERS — Jordy Nelson, Nov. 16, 2014, vs. Philadelphia (109 yards in first half)
BY OPPONENT — Demaryius Thomas, Nov. 1, 2015, at Denver (101 yards in first half)

Two 100-Yard Receivers

BY PACKERS — Randall Cobb (131 yards) and Jordy Nelson (113 yards), Dec. 21, 2014, at Tampa Bay
BY OPPONENT — Calvin Johnson (244 yards) and Brandon Pettigrew (116 yards), Jan. 1, 2012, vs. Detroit

Four Touchdown Receptions, Individual

BY PACKERS — Sterling Sharpe, Nov. 24, 1994, at Dallas (1, 36, 30, 5 yards)
BY OPPONENT — Never

Three Touchdown Receptions, Individual

BY PACKERS — Randall Cobb, Sept. 28, 2015, vs. Kansas City (3, 4, 4 yards)
BY OPPONENT — Vincent Jackson, Nov. 6, 2011, at San Diego (23, 5, 29 yards)

Two Touchdown Receptions, Individual

BY PACKERS — Randall Cobb, Sept. 28, 2015, vs. Kansas City (3, 4, 4 yards)
BY OPPONENT — Calvin Johnson, Dec. 28, 2014, vs. Detroit (20, 4 yards)

INTERCEPTIONS

Four Interceptions, Individual

BY PACKERS — Willie Buchanon, Sept. 24, 1978, at San Diego
BY OPPONENT — Never

Three Interceptions, Individual

BY PACKERS — Tom Flynn, Oct. 28, 1984, vs. Detroit
BY OPPONENT — Vencie Glenn, Dec. 27, 1992, at Minnesota

Two Interceptions, Individual

BY PACKERS — Quinten Rollins, Oct. 11, 2015, vs. St. Louis
BY OPPONENT — Bacarri Rambo, Dec. 14, 2014, at Buffalo

Interception Returned for Touchdown

BY PACKERS — Quinten Rollins, Oct. 11, 2015, vs. St. Louis (45 yards)
BY OPPONENT — Cortez Allen, Dec. 22, 2013, vs. Pittsburgh (40 yards)

TOUCHDOWNS

Five Touchdowns, Individual

BY PACKERS — Paul Hornung, Dec. 12, 1965, at Baltimore (2-, 9-, 3-yard runs; 50-, 65-yard receptions)
BY OPPONENT — Never

Four Touchdowns, Individual

BY PACKERS — Dorsey Levens, Jan. 2, 2000, vs. Arizona (8-, 1-, 5-, 1-yard runs)
BY OPPONENT — DeAngelo Williams, Nov. 30, 2008, vs. Carolina (1-, 1-, 1-, 1-yard runs)

Three Touchdowns, Individual

BY PACKERS — Randall Cobb, Sept. 28, 2015, vs. Kansas City (3-, 4-, 4-yard receptions)
BY OPPONENT — Jamaal Charles, Sept. 28, 2015, vs. Kansas City (9-, 4-, 7-yard runs)

THE LAST TIME

FIELD GOALS/PATS

Five Field Goals Made, Individual

BY PACKERS — Mason Crosby, Oct. 6, 2013, vs. Detroit (26, 52, 31, 42, 45 yards)

BY OPPONENT — Dan Bailey, Dec. 15, 2013, at Dallas (47, 23, 43, 50, 50 yards)

Four Field Goals Made, Individual

BY PACKERS — Mason Crosby, Sept. 20, 2015, vs. Seattle (54, 18, 44, 21 yards)

BY OPPONENT — Dan Carpenter, Dec. 14, 2014, at Buffalo (27, 51, 35, 48 yards)

60-Yard Field Goal

BY PACKERS — Never

BY OPPONENT — David Akers, Sept. 9, 2012, vs. San Francisco (63 yards)

50-Yard Field Goal

BY PACKERS — Mason Crosby, Nov. 1, 2015, at Denver (56 yards)

BY OPPONENT — Brandon McManus, Nov. 1, 2015, at Denver (50 yards)

Blocked Field-Goal Attempt

BY PACKERS — Datone Jones, Oct. 11, 2015, vs. St. Louis (50-yard Greg Zuerlein attempt)

BY OPPONENT — Isa Abdul-Quddus, Dec. 28, 2014, vs. Detroit (52-yard Mason Crosby attempt)

Two-Point Conversion

BY PACKERS — Richard Rodgers, Sept. 20, 2015, vs. Seattle (pass from Aaron Rodgers)

BY OPPONENT — Travis Kelce, Sept. 28, 2015, vs. Kansas City (pass from Alex Smith)

Point After Touchdown Missed

BY PACKERS — Mason Crosby, Dec. 8, 2014, vs. Atlanta (blocked, fifth attempt)

BY OPPONENT — Mike Nugent, Sept. 22, 2013, at Cincinnati (blocked, fourth attempt)

Blocked Point After Touchdown

BY PACKERS — Datone Jones, Sept. 22, 2013, at Cincinnati (Mike Nugent, fourth attempt)

BY OPPONENT — Ra'Shede Hageman, Dec. 8, 2014, vs. Atlanta (Mason Crosby, fifth attempt)

PUNTING

70-Yard Punt

BY PACKERS — Tim Masthay, Dec. 18, 2011, at Kansas City (71 yards)

BY OPPONENT — Jon Ryan, Sept. 24, 2012, at Seattle (73 yards)

60-Yard Punt

BY PACKERS — Tim Masthay, Dec. 14, 2014, at Buffalo (63 yards)

BY OPPONENT — Dustin Colquitt, Sept. 28, 2015, vs. Kansas City (61 yards)

Blocked Punt

BY PACKERS — Jamari Lattimore, Nov. 4, 2013, vs. Chicago (Adam Podlesh, punter)

BY OPPONENT — Bryan Braman, Nov. 16, 2014, vs. Philadelphia (Tim Masthay, punter)

10 Punts, Individual

BY PACKERS — Jon Ryan, Nov. 19, 2006, vs. New England (10 punts; 459 yards)

BY OPPONENT — Chris Kluwe, Dec. 21, 2006, vs. Minnesota (10 punts; 434 yards)

No Punts

BY PACKERS — Oct. 26, 2014, at New Orleans

BY OPPONENT — Oct. 26, 2014, at New Orleans

OTHER SPECIAL TEAMS

Kickoff Returned for Touchdown

BY PACKERS — Randall Cobb, Sept. 8, 2011, vs. New Orleans (108 yards)

BY OPPONENT — Chris Williams, Nov. 9, 2014, vs. Chicago (101 yards)

Punt Returned for Touchdown

BY PACKERS — Micah Hyde, Dec. 28, 2014, vs. Detroit (55 yards)

BY OPPONENT — Marcus Thigpen, Dec. 14, 2014, at Buffalo (75 yards)

Blocked (Opponent) Field Goal Returned for Touchdown

BY PACKERS — Willie Buchanon, Dec. 17, 1972, at New Orleans (57 yards)

BY OPPONENT — Shawn Springs, Nov. 1, 1999, vs. Seattle (61 yards)

Blocked Punt Returned for Touchdown

BY PACKERS — Dezman Moses, Oct. 28, 2012, vs. Jacksonville (0 yards; Bryan Anger, punter)

BY OPPONENT — DeVier Posey, Oct. 14, 2012, at Houston (0 yards; Tim Masthay, punter)

Recovered Own Onside Kick Attempt

BY PACKERS — Jamari Lattimore, Nov. 4, 2013, vs. Chicago (Mason Crosby, kicker)

BY OPPONENT — Darrell Stuckey, Nov. 6, 2011, at San Diego (Nick Novak, kicker)

OTHER DEFENSE

Shutout Posted

BY PACKERS — Oct. 31, 2010, at N.Y. Jets (9-0)

BY OPPONENT — Nov. 19, 2006, vs. New England (35-0)

Fumble Returned for Touchdown

BY PACKERS — Casey Hayward, Nov. 16, 2014, vs. Philadelphia (49 yards)

BY OPPONENT — Don Carey, Sept. 21, 2014, at Detroit (40 yards)

Safety Scored

BY PACKERS — Team, Dec. 28, 2014, vs. Detroit (Matthew Stafford penalized for intentional grounding in end zone)

BY OPPONENT — Malik Jackson, Nov. 1, 2015, at Denver (Richard Rodgers tackled in end zone)

Five Sacks, Individual

BY PACKERS — Vonnie Holliday, Dec. 22, 2002, vs. Buffalo

BY OPPONENT — Antwan Odom, Sept. 20, 2009, vs. Cincinnati

Four Sacks, Individual

BY PACKERS — Kabeer Gbaja-Biamila, Jan. 2, 2005, at Chicago

BY OPPONENT — Chris Clemons, Sept. 24, 2012, at Seattle

Three Sacks, Individual

BY PACKERS — A.J. Hawk, Oct. 13, 2013, at Baltimore

BY OPPONENT — Shea McClellin, Nov. 4, 2013, vs. Chicago

MISCELLANEOUS

No Penalties

BY PACKERS — Nov. 4, 2013, vs. Chicago

BY OPPONENT — Dec. 14, 1997, at Carolina

Game Without Touchdown

BY PACKERS — Dec. 12, 2010, at Detroit

BY OPPONENT — Oct. 4, 2015, at San Francisco

50 Points, Game

BY PACKERS — 53, Nov. 16, 2014, vs. Philadelphia

BY OPPONENT — 51, Nov. 24, 2008, at New Orleans

40 Points, Game

BY PACKERS — 43, Dec. 8, 2014, vs. Atlanta

BY OPPONENT — 44, Oct. 26, 2014 at New Orleans

500 Yards Total Offense

BY PACKERS — 502, Dec. 8, 2014, vs. Atlanta

BY OPPONENT — 500, Nov. 1, 2015, at Denver

Tie Game

Green Bay 26, Minnesota 26, Nov. 24, 2013



GREEN BAY 31, CHICAGO 23

Soldier Field, Sunday, Sept. 14, 2015. Attendance: 62,442. Time: 3:15. Weather: 68° F, Humidity: 39 percent, Wind: WNW 11 mph

GAME 1

CHICAGO — Aaron Rodgers saw James Jones go up for a one-handed touchdown catch and experienced a few flashbacks. Like they had stepped back in time.

Rodgers threw for three touchdowns, two to Jones, and the Green Bay Packers beat Chicago 31-23 to spoil John Fox's debut as Bears coach Sunday afternoon.

The Packers got all they could handle from the rebuilding Bears but took control down the stretch to beat them for the 10th time in 11 games, including the postseason.

Rodgers improved to 13-3 lifetime against Chicago. The 2014 MVP completed 18 of 23 passes for 189 yards.

Jones, who spent seven seasons in Green Bay before signing with Oakland last year, caught four passes for 51 yards. That included a one-handed grab on a 13-yard score late in the first quarter that left Rodgers flashing back to 2012, when Jones led the league with 14 TD catches.

He added a 1-yarder in the third - a good start after being released by the Raiders in the spring and by the New York Giants on the final roster cut. With Jordy Nelson (knee) out for the season, the Packers were quick to bring back Jones.

Randall Cobb, hampered late in the preseason by a sprained right shoulder, had 38 yards receiving. He caught a 5-yard touchdown that made it 24-16 early in the fourth quarter, and Clay Matthews sealed the win by intercepting Jay Cutler at the Green Bay 20 and returning it 42 yards.

Eddie Lacy ran for 86 yards and a late touchdown. Julius Peppers shipped in with 1½ sacks for the four-time defending NFC North champions.

The Bears, essentially starting over under Fox and new general manager Ryan Pace after a five-win season, kept this one close though Cutler had a tough afternoon. He was 18 of 36 for 225 yards, with that late interception by Matthews. He also threw a 24-yard touchdown to Martellus Bennett with 34 seconds left, but Green Bay recovered the onside kick.

Mat Forte ran for 141 yards - 105 in the first half - and a touchdown. Alston Jeffery caught five passes for 78 yards after missing the preseason because of a left calf injury.

Green Bay, which outscored the Bears 30-31 over two games last season and beat them at Soldier Field for their 700th win, trailed 13-10 at the half. Rodgers finished a third-quarter drive with a 1-yard slant to Jones and Gould answered with a 44-yard field goal, cutting it to 17-16.

Rodgers made it 24-16 early in the fourth when he hit Cobb with a 5-yard pass, capping a 16-play drive.

But the Bears stalled at the 2 after Cutler's 50-yard pass to Marquess Wilson. Cutler overthrew Eddie Royal in the end zone on fourth down after Chicago opted not to try a field goal.

OFFICIALS — Referee: Craig Wrosted (4); Umpire: Roy Ellison (81); Head Linesman: Mark Hittner (28); Line Judge: Julian Mepp (10); Side Judge: Jeff Lambern (21); Field Judge: Steve Zimmer (33); Back Judge: Lee Dyer (27); Huddle Official: Al Hyman

STARTING LINEUPS

Green Bay Packers

Offense		Defense	
WR	17 D.Adams	DE	64 M.Pennel
LT	69 D.Bakhtiari	NOSE	90 B.Raij
LG	71 J.Sifton	DT	76 M.Daniels
C	63 C.Linsley	LOLB	96 M.Meals
RG	70 T.Lang	BLB	58 S.Barrington
RT	75 B.Budiga	MLB	52 C.Matthews
TE	82 R.Rodgers	FOLB	56 J.Peppers
WR	18 R.Cobb	LCB	37 S.Shields
WR	89 J.Jones	SS	33 M.Hyde
QB	12 A.Rodgers	FS	21 H.Clinton-Dix
RB	27 E.Lacy	S	28 S.Richardson

Chicago Bears

Offense		Defense	
WR	19 E.Royal	NT	93 W.Sutton
TE	83 M.Bennett	DE	96 J.Jenkins
RT	75 K.Long	OLB	69 J.Alien
RG	62 V.Ducasse	ILB	59 S.McClellin
C	68 M.Montgomery	ILB	59 C.Jones
LG	64 M.Steison	OLB	92 P.McPhree
LT	74 J.Bushrod	CB	24 A.Bail
RB	6 J.Cutler	NB	37 S.McManis
QB	22 M.Forte	S	38 A.Amons
SS	21 M.Forte	TE	26 A.Rolle
FS	21 K.Lee	S	26 A.Rolle
TE	86 Z.Miller	CB	23 K.Fuller

GREEN BAY SUBSTITUTIONS — K 2 M.Crosby, P 8 T.Masthay, RB 24 A.Ripkowski, CB 23 D.Randall, CB 24 O.Rolins, CB 29 C.Hayward, RB 30 J.Kuhn, S 32 C.Banjo, CB 39 D.Goodson, LB 44 J.Starks, LB 47 R.Yan, LB 51 N.Palmer, LB 53 N.Perry, LB 61 B.Goode, T/G 67 D.Bancay, C/G 73 J.Treiter, G 79 J.Walker, TE 81 A.Quattress, WR 83 J.Janis, WR 88 T.Montgomery, LB 91 J.Elliott, DT 93 J.Boyd, DT 99 B.Gaston. **DID NOT PLAY** — QB 16 S.Tolten, **INACTIVES** — QB 7 B.Hundley, CB 36 L.Gunter, S 42 M.Burnett, RB 46 A.Harris, LB 55 A.Mulumba, G 65 L.Taylor, TE 86 K.Backman.

M.Crosby

(37)

FIELD GOALS (made 1 & missed)

R.Gould

(28) (50) (44)

Green Bay Packers

Chicago Bears

1 7 2 3 4

10 10 3 7 14

3 3 3 7 14

7 7 7 14 14

0 0 0 0 0

Qtr Time Play Description (Extra Point) (Drive Info)

Visitor

Home

OT

Total

Team	Qtr	Time	Play Description (Extra Point) (Drive Info)	Visitor	Home	OT	Total
Bears	1	9:28	R.Gould 28 yd. field goal (11-70, 3:52)	7	2	0	3
Bears	1	7:43	J.Jones 13 yd. pass from A.Rodgers (M.Crosby kick) (10-77, 4:42)	7	2	0	3
Bears	2	7:49	M.Forte 1 yd. run (R.Gould kick) (8-50, 7:54)	10	10	0	23
Bears	2	2:32	R.Cobb 57 yd. field goal (10-53, 2:37)	10	10	0	13
Bears	2	1:56	R.Gould 50 yd. field goal (12-97, 2:24)	10	10	0	17
Bears	3	1:56	J.Jones 1 yd. pass from A.Rodgers (M.Crosby kick) (6-59, 3:04)	17	13	0	16
Bears	3	1:57	R.Gould 44 yd. field goal (12-36, 6:59)	17	13	0	16
Bears	4	10:26	R.Cobb 57 yd. pass from A.Rodgers (M.Crosby kick) (10-76, 9:31)	24	24	0	16
Bears	4	1:35	E.Cobb 57 yd. pass from A.Rodgers (M.Crosby kick) (6-72, 1:21)	31	31	0	23
Bears	4	0:34	M.Bennett 24 yd. pass from J.Cutler (R.Gould kick) (6-72, 1:21)	31	31	0	23

GREEN BAY DEFENSIVE STATISTICS (official)

UT	A	TEL	IT	SK	QBH	FF	FB	INT	PD
C.Matthews	8	2	0	10	0-0	1	0	1-42	1
N.Palmer	3	0	0	0	0-0	0	0	0-0	1
S.Shields	6	2	0	8	0-0	0	0	0-0	1
H.Clinton-Dix	5	1	0	6	0-0	0	0	0-0	0
B.Hall	3	3	1	6	5-1	1	0	0-0	0
J.Peppers	5	0	0	5	1-5	1	0	0-0	0
M.Hyde	4	0	0	4	0-0	0	0	0-0	0
M.Daniels	1	3	0	4	0-0	1	0	0-0	0
J.Elliott	2	0	0	2	0-0	0	0	0-0	0
Totals	49	18	2	67	2-12	3	0	0	1-42

		Visitor	Home			Visitor	Home
		Packers	Bears			Packers	Bears
TOTAL FIRST DOWNS		21	25	Fgs - PATs had blocked		0-0	0-0
By Rushing		10	10	Net Punting Average		33.0	56.0
By Passing		10	12	TOTAL RETURN YARDS (not inc. Kickoffs)		.42	11
By Penalty		1	3	No. and Yards Punt Returns		0-0	1-11
THIRD-DOWN EFFICIENCY		6-10-60%	11-17-65%	No. and Yards Kickoff Returns		4-106	3-63
FOURTH-DOWN EFFICIENCY		1-1-100%	2-3-67%	No. and Yards Interception Returns		1-42	0-0
TOTAL NET YARDS		322	402	PENALTIES Number and Yards		10-74	6-64
Total Offensive Plays		53	71	FUMBLES Number and Lost		0-0	0-0
Average gain per offensive play		6.1	5.7	TOUCHDOWNS		4	2
NET YARDS RUSHING		133	189	Rushing		1	1
Total Rushing Plays		30	33	Passing		3	1
Average gain per rushing play		4.4	5.7	EXTRA POINTS Made-Attempts		4-4	2-2
Tackles for a loss-number and yards		1-1	2-2	Kicking Made-Attempts		4-4	2-2
NET YARDS PASSING		189	213	FIELD GOALS Made-Attempts		1-1	3-3
Times thrown - yards lost att. to pass		0-0	2-12	RED-ZONE EFFICIENCY		4-5-80%	1-3-33%
Gross yards passing		189	225	GOAL-TO-GO EFFICIENCY		2-2-100%	1-2-50%
PASS ATT-COMP-INT		23-18-0	36-18-1	SAFETIES		0	0
Average gain per pass play		8.2	5.6	FINAL SCORE		31	23
KICKOFFS Number-In EZ-Touchbacks		6-5-3	6-3-1	TIME OF POSSESSION		28:08	31:52
PUNTS Number and Average		2-48.5	1-56.0				
Had Blocked		0	0				

GREEN BAY, Wis. — Packers coach Mike McCarthy is running out of superlatives to describe Aaron Rodgers. Every week, his MVP quarterback dissects defenses in painstakingly methodical fashion.

Rodgers threw for 333 yards and five touchdowns, including three to Randall Cobb, and Green Bay beat the Kansas City Chiefs 38-28 on Monday night.

Rodgers led the Packers (3-4) on two successful first-quarter drives that ended with scoring passes to Cobb and rookie Ty Montgomery. He found James Jones for a 27-yard touchdown reception late in the second quarter for a 24-7 lead at the break.

Green Bay built a 38-14 lead early in the fourth quarter before withstanding a late rush by Jamaal Charles and the Chiefs.

Charles rushed for three touchdowns for Kansas City (1-2), which followed its stunning, last-minute loss at home to Denver with a respectable fourth-quarter effort at rancous Lambeau Field.

Charles' 7-yard TD with 1:25 left got the Chiefs within 10. But the end result was the same for Kansas City, which lost its second straight. Another masterful performance by Rodgers made for a difficult night for Andy Reid's defense.

Rodgers, who finished 24 of 35, again burned a secondary on tree-play situations following defensive penalties. The longest play came on a 52-yard catch in the fourth quarter by Jones following an offside penalty, setting up Cobb's third touchdown catch.

The Chiefs were on alert for Rodgers' tendency to take advantage of free plays. They still got beat.

The offense's ability to build big leads feeds into the Packers' philosophy of making the opposing offense one-sided. It helps when the Packers can stop the running game, too.

Despite the three touchdown runs, the Packers prevented Charles from making explosive plays, limiting him to 49 yards on 11 carries. Up front, Green Bay controlled the line of scrimmage when it counted and got to Alex Smith for seven sacks.

Smith finished 24 of 40 for 290 yards and a touchdown.

Under pressure near his own end zone, Smith also threw an interception to Sam Shields at the Chiefs' 19 with about 7 minutes left in the third quarter. Shields returned it 15 yards, and on the next play, Rodgers found Cobb for a 4-yard touchdown and a 31-7 lead.

Rodgers and Cobb hooked up for another 4-yard scoring pass in the fourth. With the score, Rodgers set the franchise record with his fourth career game of at least five touchdown passes.

OFFICIALS — Referee: John Parry (132); Umpire: Mark Pellis (131); Head Linesman: Greg Bradley (98); Line Judge: Mark Perlman (9); Side Judge: Greg Gautreaux (80); Field Judge: Jabir Walker (26); Back Judge: Perry Paganelli (46); Replay Official: Bob McGrath

STARTING LINEUPS

Kansas City Chiefs				Green Bay Packers			
Offense		Defense		Offense		Defense	
WR	19 J.McCain	NT	92 D.Poe	WR	17 D.Adams	DE	64 M.Pennel
TE	84 D.Harris	RDE	97 A.Bailey	LT	69 D.Bakhtiari	NDSE	90 B.Rail
LT	79 D.Stephenson	LOLB	50 J.Houston	LG	71 J.Stilton	DT	76 M.Daniels
LG	66 B.Grubbs	ILB	56 D.Johnson	C	63 C.Linsley	LOLB	51 N.Palmer
C	61 M.Morse	RLB	90 J.Malaja	RG	70 T.Liang	BLB	51 N.Palmer
RG	76 L.Duvernay-Tardif	ROLB	91 T.Hall	RT	67 D.Barclay	MLB	52 C.Matthews
RT	72 E.Fisher	LCB	22 M.Peters	TE	82 R.Rodgers	ROLB	37 S.Shields
TE	87 T.Kelce	CB	23 P.Gamms	WR	18 R.Cobb	LOB	37 S.Shields
TE	80 J.Staughnessy	SS	38 R.Parker	WR	89 J.Jones	SS	33 M.Hyde
OB	11 A.Smith	FS	29 E.Berry	OB	12 A.Rodgers	FS	21 H.Clinton-Dix
RB	25 J.Charles	RCB	31 M.Crosby	RB	27 E.Randall	S	32 C.Banko

GREEN BAY SUBSTITUTIONS — K 2 M.Crosby, P 8 T.Masthay, FB 22 A.Ripkowski, CB 24 O.Rollins, CB 29 C.Haward, FB 30 J.Kim, CB 36 L.Cunter, RB 44 J.Starks, RB 46 J.Harris, LB 47 J.Ryan, LB 48 A.Thomas, LB 55 A.Mulumba, LS 61 B.Boode, C/6 73 J.Treter, 6 79 J.Walker, TE 81 A.Quaness, WR 83 J.Janis, WR 88 T.Montgomery, LB 91 J.Elliott, DE 99 D.Jones, LB 96 M.Neal, DT 99 B.Gaston, **DID NOT PLAY** — OB 16 S.Tolzien, **INACTIVES** — OB 7 B.Humley, S 28 S.Richardson, CB 39 D.Goodson, S 42 M.Burnett, G 65 L.Taylor, T 75 B.Bulaga, TE 86 K.Backman.

FIELD GOALS (made / & missed)

		M.Crosby		(44)		OT		Total	
VISITOR:	Kansas City Chiefs	1	2	3	4	0	0	28	
HOME:	Green Bay Packers	0	7	14	7	0	0	38	
Team	Qtr	Time	Play Description (Extra Point) (Drive Info)	Visitor	Home				
Packers	1	9:44	T.Montgomery 8 yd. pass from A.Rodgers (M.Crosby kick) (6-69, 2:36).....	0	7			14	
Packers	2	1:18	R.Cobb 3 yd. pass from A.Rodgers (M.Crosby kick) (10-89, 5:51).....	0	14			28	
Chiefs	2	12:02	J.Charles 9 yd. run (C.Santos kick) (3-61, 1:06).....	7	7			14	
Packers	2	6:15	M.Crosby 44 yd. Field Goal (9-51, 5:47).....	0	17			31	
Packers	2	0:56	J.Jones 27 yd. pass from A.Rodgers (M.Crosby kick) (9-68, 3:02).....	7	14			28	
Packers	3	7:18	R.Cobb 4 yd. pass from A.Rodgers (M.Crosby kick) (1-4, 0:04).....	7	24			38	
Chiefs	3	0:56	J.McCain 5 yd. pass from A.Smith (C.Santos kick) (11-80, 6:22).....	14	31			38	
Packers	4	12:10	R.Cobb 4 yd. pass from A.Rodgers (M.Crosby kick) (8-80, 3:46).....	14	38			46	
Chiefs	4	9:56	J.Charles 4 yd. run (A.Smith-T.Kelce pass) (7-89, 2:14).....	22	40			50	
Chiefs	4	1:25	J.Charles 7 yd. run (pass failed) (17-83, 4:23).....	28	38			46	

GREEN BAY DEFENSIVE STATISTICS (press box)

	UT	A	TEL	IT	SK	QBH	FE	FR	Int	PD		UT	A	TEL	IT	SK	QBH	FE	FR	Int	PD
S.Shields	6	0	1	6	0-0	0	0	0	1-15	1	J.Elliott	2	0	1	2	-1-10	1	0	0	0-0	0
H.Clinton-Dix	5	1	0	6	0-0	0	0	0	0-0	0	M.Hyde	2	0	0	2	0-0	0	0	0	0-0	0
C.Hayward	5	0	1	5	0-0	0	0	0	0-0	1	O.Rollins	2	0	0	2	0-0	0	0	0	0-0	0
M.Daniels	2	2	1	4	1-5-95	1	1	0	0-0	0	M.Pennel	1	1	0	2	0-0	0	0	0	0-0	0
C.Matthews	3	0	2	3	2-8	3	0	0	0-0	0	C.Banko	1	0	0	1	0-0	0	0	0	0-0	1
N.Perry	3	0	2	3	1-6	1	1	0	0-0	0	B.Gaston	1	0	0	1	0-0	0	0	0	0-0	0
J.Thomas	3	0	1	3	1-2	1	0	0	0-0	0	D.Jones	1	0	0	1	0-0	0	0	0	0-0	0
N.Palmer	2	1	0	3	0-0	0	0	0	0-0	0	M.Neal	0	1	0	1	5-35	1	0	0	0-0	0
D.Randall	2	1	0	3	0-0	0	0	0	0-0	1	B.Raji	0	1	0	1	0-0	0	0	0	0-0	0
J.Peppers	1	2	0	3	0-0	0	0	0	0-0	0	Totals	42	10	9	52	7-39	8	2	0	1-15	4

Kansas City Chiefs									
RUSHING	ATT	YDS	AVG	LG	TD	INT	LG	IN	RT
J.Charles	11	49	4.5	13	3				
A.Smith	6	33	5.5	19	0				
D.Thomas	1	-7	-7.0	-7	0				
Total	18	75	4.2	19	3				

PASSING	ATT	CMP	YDS	SK/YD	TD	LG	IN	RT
A.Smith	40	24	290	7/39	1	61	1	80.2
Total	40	24	290	7/39	1	61	1	80.2

PASS RECEIVING	NO	YDS	AVG	LG	TD
J.McCain	8	141	17.6	61	1
T.Kelce	5	80	16.0	38	0
J.Charles	3	33	6.6	13	0
D.Thomas	2	12	6.0	9	0
J.Avant	2	8	4.0	6	0
C.Conley	1	16	16.0	16	0
Total	24	290	12.1	61	1

INTERCEPTIONS	NO	YDS	AVG	LG	TD
S.Shields	1	15	15.0	15	0
Total	1	15	15.0	15	0

PUNTING	NO	YDS	AVG	NET	TB	IN20	LG
T.Masthay	6	301	50.2	45.2	0	2	61
D.Coquitt	6	301	50.2	45.2	0	2	61
Total	12	602	50.2	45.2	0	4	61

PUNT RETURNS	NO	YDS	AVG	FC	LG	TD
D.Thomas	5	18	3.6	0	16	0
Returns	5	18	3.6	0	16	0

KICK RETURNS	NO	YDS	AVG	FC	LG	TD
K.Davis	3	95	31.7	0	54	0
D.Thomas	1	19	19.0	0	19	0
(Track)	3	0	0.0	0	0	0
Returns	4	114	28.5	0	54	0

FUMBLES	FumLost	Rec	Yds	TD	FF	Rec	Yds	TD	Bds
A.Smith	2	0	0	0	0	0	0	0	0
E.Fisher	0	1	0	0	0	0	0	0	0
D.Stephenson	0	1	0	0	0	0	0	0	0
Total	2	0	2	0	0	0	0	0	0

Green Bay Packers									
RUSHING	ATT	YDS	AVG	LG	TD	INT	LG	IN	RT
E.Lacy	10	46	4.6	13	0				
J.Starks	17	32	1.9	11	0				
A.Harris	2	17	8.5	16	0				
A.Rodgers	2	16	8.0	11	0				
R.Cobb	1	12	12.0	12	0				
Total	32	123	3.8	16	0				

PASSING	ATT	CMP	YDS	SK/YD	TD	LG	IN	RT
A.Rodgers	35	24	333	1/8	5	52	0	138.5
Total	35	24	333	1/8	5	52	0	138.5

PASS RECEIVING	NO	YDS	AVG	LG	TD
J.Jones	7	139	19.9	32	3
R.Cobb	2	91	45.5	26	0
E.Lacy	3	41	13.7	13	0
R.Rodgers	2	15	7.5	7	0
T.Montgomery	2	14	7.0	9	0
A.Quaness	1	19	19.0	19	0
J.Starks	1	19	19.0	19	0
Total	24	333	13.9	32	3

INTERCEPTIONS	NO	YDS	AVG	LG	TD
S.Shields	1	15	15.0	15	0
Total	1	15	15.0	15	0

PUNTING	NO	YDS	AVG	NET	TB	IN20	LG
T.Masthay	5	215	43.0	39.4	0	2	49
Total	5	215	43.0	39.4	0	2	49

PUNT RETURNS	NO	YDS	AVG	FC	LG	TD
M.Hyde	4	30	7.5	1	13	0
(Out of bounds)	1	0	0.0	0	0	0
Returns	4	30	7.5	1	13	0

KICK RETURNS	NO	YDS	AVG	FC	LG	TD
T.Montgomery	2	64	32.0	0	36	0
(Track)	2	0	0.0	0	0	0
Returns	2	64	32.0	0	36	0

FUMBLES	FumLost	Rec	Yds	TD	FF	Rec	Yds	TD	Bds
M.Daniels	0	0	0	0	1	0	0	0	0
N.Perry	0	0	0	0	1	0	0	0	0
Total	0	0	0	0	2	0	0	0	0

TOTAL FIRST DOWNS	Chiefs	Packers
By Rushing.....	23	6
By Passing.....	13	15
By Penalty.....	5	5
THIRD-DOWN EFFICIENCY.....	2-10-20% 4-11-36%	
FOURTH-DOWN EFFICIENCY.....	2-2-100% 0-1-0%	
TOTAL NET YARDS.....	448	448
Total Offensive Plays.....	65	68
Average gain per offensive play.....	5.0	6.6
NET YARDS RUSHING.....	75	123
Total Rushing Plays.....	18	32
Average gain per rushing play.....	4.2	3.8
Tackles for a loss-number and yards.....	2-10	5-8
NET YARDS PASSING.....	251	325
Times thrown - yards lost att. to pass.....	7-39	1-8
PASS ATT-COMP-INT.....	290	333
Average gain per pass play.....	40-24-1	35-24-0
KICKOFFS Number-In Ez.Touchbacks.....	5-4-2	7-6-3
PUNTS Number and Average.....	6-50.2	5-43.0
Had Blocked.....	0	0

TOTAL FIRST DOWNS	Chiefs	Packers
Fgs - PATs had blocked.....	0-0	39.4
Net Punting Average.....	45.2	39.4
TOTAL RETURN YARDS (not inc. kickoffs).....	5-18	4-30
No. and Yards Punt Returns.....	4-114	2-64
No. and Yards Kickoff Returns.....	0-0	1-15
Penalties Number and Yards.....	7-38	12-89
FUMBLES Number and Lost.....	2-0	0-0
TOUCHDOWNS.....	4	5
Rushing.....	3	0
Extra Points Made-Attempts.....	3-4	5-5
Kicking Made-Attempts.....	2-2	5-5
Passing Made-Attempts.....	1-2	0-0
FIELD GOALS Made-Attempts.....	0-0	1-1
RED-ZONE EFFICIENCY.....	4-4-100%	4-5-80%
GOAL-TO-GO EFFICIENCY.....	4-4-100%	4-4-100%
SAFETIES.....	0	0
FINAL SCORE.....	28	38
TIME OF POSSESSION.....	26:30	33:30

Kaepernick, who had played some of his best games against the Packers, went 13 for 25 for 160 yards and a 55.4 passer rating. Carlos Hyde was held to 20 yards on eight carries.

Judge: Jonah Monroe (120); Field Judge: Michael Banks (72); Back Judge: Gregory Steed (12); Replay Official: Earnie Frantz

Green Bay Packers

Offense				Defense							
WR	89	J Jones	DE	64	M Pennel	WR	81	A Boldin	NT	93	L Williams
LT	69	D Bakhtari	NOSE	70	B Rail	RD T	74	J Staley	RD T	92	O Dial
LG	71	J Stifton	DT	76	M Daniels	LG	75	A Boone	OLB	55	A Brooks
C	63	C Linsley	LOLB	96	M Neal	C	66	M Martin	ILB	53	N Bowman
RG	70	T Lang	BLB	51	N Palmer	RG	65	J Deery	ILB	57	M Whitnott
RT	67	D Barclay	MLB	56	C Matthews	RT	71	E Pears	OLB	59	A Lynch
TE	82	R Rodgers	ROLB	52	J Peppers	TE	88	G Caek	LCB	26	T Brock
WR	18	R Cobb	LCB	29	C Hayward	WR	82	T Smith	RCB	20	K Acker
QB	12	A Rodgers	RCB	37	S Shields	NB	49	B Miller	NB	25	J Ward
DB	27	E Lacy	SS	33	M Hyde	RB	28	C Hyde	FS	35	E Reid

L. Layton, I. S. B. Buiaga.

44WL (31)

VISITOR:		HOME:		Total	
Green Bay Packers	1	2	3	4	0
San Francisco 49ers	0	0	0	0	17
0	3	0	0	0	3
Qtr	Time	Play Description (Extra Point)	Drive Info	Visitor	Home
1	9:02	R Rodgers 9 yd. pass from A.Rodgers (M.Crosby Kick)	(12-80: 5:58)	7	0
2	4:25	P Dawson 33 yd. Field Goal (12-57: 6:23)		7	3
3	7:10	J Kuhn 1 yd. run (M.Crosby Kick)	(9-61: 4:33)	14	3
3	0:45	M.Crosby 31 yd. Field Goal (8-35: 4:38)		17	3

UT A FELT

[illegible][illegible]

GREEN BAY, Wis. - Aaron Rodgers' remarkable run of mistake-free football at home is over. Green Bay, though, is still perfect this season.

A relentless defense helped the Packers overcome an unusually average day from their MVP quarterback. Rodgers threw for two touchdowns and 241 yards, and the defense had three sacks and four interceptions to hold off the St. Louis Rams for a 24-10 victory on Sunday.

Rodgers was 19 of 30 with long scoring strikes to receivers Ty Montgomery and James Jones for the Packers (5-0).

But NFL-record streaks of 586 pass attempts and 49 touchdown passes at home without an interception for Rodgers ended in the first quarter on linebacker James Laurinatis' driving pick of a tipped ball for the Rams (2-3).

Rodgers threw another interception in the second quarter before losing a fumble in the third on a sack.

The Rams defense headed coach Jeff Fisher's advice to get their hands on the football. The Packers defense was still better. Relentless pressure on quarterback Nick Foles helped keep the Packers unbeaten. Foles' four interceptions were a career worst, with two in the fourth quarter inside the Packers 10.

Rookie cornerback Quinten Rollins returned an interception 45 yards for a touchdown for a 14-0 lead in the first quarter, and picked off another pass at the 7 with 23 seconds left. Safety Ha Ha Clinton-Dix intercepted a tipped pass in the end zone on third-and-goal at the 7.

Greg Zuerlein was 1 for 4 on field-goal tries, hitting from 42 but missing his other three attempts, all coming from at least 50 yards. One kick in the second half was blocked by Darone Jones.

The mistakes wasted another strong effort for Rams rookie Todd Gurley, who for the second straight week had his best production, with 159 yards rushing on 30 carries. He denied a defense that had held opposing starting running backs to an average of 36 yards on 11 attempts the previous three games.

But a week after defeating previously unbeaten Arizona, the Rams couldn't repeat the feat on a warm fall afternoon in Green Bay.

Foles was 11 of 30 for 141 yards and a touchdown. His longest completion came on a 68-yarder to Steedman Bailey late in the first quarter.

Otherwise, the Packers' pass rush overwhelmed an inexperienced offensive line that lost veteran guard Rodger Saffold in the first quarter to a shoulder injury.

The defense held up in spite of losing tackle B.J. Raji to a groin injury and linebacker Nick Perry (shoulder). Guard T.J. Lang also left in the second quarter with a knee injury.

Star linebacker Clay Matthews set the tone with 1½ sacks and several other trips into the backfield.

OFFICIALS — Referee: Brad Allen (122); Umpire: Fred Bryan (11); Head Linesman: Jim Mello (48); Line Judge: Thomas Symonette (100); Side Judge: Tom Hill (97); Field Judge: Doug Rosenbaum (67); Back Judge: Shawn Hochuli (83); Playby Official: Jim Lapetina

STARTING LINEUPS

St. Louis Rams										Green Bay Packers									
Offense					Defense					Offense					Defense				
WR	18 K.Britt	LDE	91 C.Long	WR	89 J.Jones	NOSE	90 B.Raji	TE	46 C.Hervey	LDT	99 A.Donald	WR	88 T.Montgomery	DT	76 M.Daniels	RB	30 T.Gurley	DB	20 L.Joyner
LT	73 G.Robinson	RDT	90 M.Brockers	LT	69 D.Bachtrian	LOLB	56 J.Peppers	RG	76 R.Saffold	LCB	26 M.Barron	RG	70 T.Lang	ROLB	96 M.Neal	CB	29 C.Hayward	SS	25 T.McDonald
LG	68 J.Brown	RDE	94 R.Juham	LG	71 J.Stilton	BLB	51 N.Palmer	RT	79 R.Havensstein	RCB	22 T.Johnson	RT	75 B.Buagaa	LCB	23 D.Randall	CB	27 C.Shields	FS	23 R.McLeod
C	61 T.Barnes	MLB	55 J.Laurinatis	C	63 C.Linsley	MLB	52 C.Matthews	TE	88 L.Kendricks	RCB	21 J.Kendricks	TE	82 R.Rodgers	RCB	37 S.Shields	CB	29 C.Hayward	SS	23 R.McLeod
RG	76 R.Saffold	LCB	26 M.Barron	RG	70 T.Lang	ROLB	96 M.Neal	WR	11 T.Austin	FS	23 J.Jenkins	WR	18 R.Cobb	CB	29 C.Hayward	SS	33 M.Hyde	DB	20 L.Joyner
RT	79 R.Havensstein	RCB	22 T.Johnson	RT	75 B.Buagaa	LCB	23 D.Randall	OB	5 N.Foles	SS	25 T.McDonald	OB	12 A.Rodgers	SS	33 M.Hyde	FS	21 H.Clinton-Dix	DB	20 L.Joyner
TE	46 C.Hervey	LDT	99 A.Donald	TE	46 A.Harris	LB	53 N.Perry	LB	48 J.Thomas	LB	53 N.Mulumba	LS	61 B.Gode	DT	64 M.Pennel	T/G	67 D.Bachtrian	C/G	73 J.Tretter
WR	18 K.Britt	LDE	91 C.Long	WR	89 J.Jones	NOSE	90 B.Raji	WR	83 J.Liams	WR	84 J.Abbadellis	TE	86 K.Backman	LB	91 L.Elliott	DE	95 D.Jones	DT	98 L.Glavin
LT	73 G.Robinson	RDT	90 M.Brockers	LT	69 D.Bachtrian	LOLB	56 J.Peppers	WR	83 J.Liams	WR	84 J.Abbadellis	TE	86 K.Backman	LB	91 L.Elliott	DE	95 D.Jones	DT	98 L.Glavin
LG	68 J.Brown	RDE	94 R.Juham	LG	71 J.Stilton	BLB	51 N.Palmer	WR	83 J.Liams	WR	84 J.Abbadellis	TE	86 K.Backman	LB	91 L.Elliott	DE	95 D.Jones	DT	98 L.Glavin
C	61 T.Barnes	MLB	55 J.Laurinatis	C	63 C.Linsley	MLB	52 C.Matthews	WR	83 J.Liams	WR	84 J.Abbadellis	TE	86 K.Backman	LB	91 L.Elliott	DE	95 D.Jones	DT	98 L.Glavin
RG	76 R.Saffold	LCB	26 M.Barron	RG	70 T.Lang	ROLB	96 M.Neal	WR	83 J.Liams	WR	84 J.Abbadellis	TE	86 K.Backman	LB	91 L.Elliott	DE	95 D.Jones	DT	98 L.Glavin
RT	79 R.Havensstein	RCB	22 T.Johnson	RT	75 B.Buagaa	LCB	23 D.Randall	WR	83 J.Liams	WR	84 J.Abbadellis	TE	86 K.Backman	LB	91 L.Elliott	DE	95 D.Jones	DT	98 L.Glavin
TE	46 C.Hervey	LDT	99 A.Donald	TE	46 A.Harris	LB	53 N.Perry	WR	83 J.Liams	WR	84 J.Abbadellis	TE	86 K.Backman	LB	91 L.Elliott	DE	95 D.Jones	DT	98 L.Glavin
WR	18 K.Britt	LDE	91 C.Long	WR	89 J.Jones	NOSE	90 B.Raji	WR	83 J.Liams	WR	84 J.Abbadellis	TE	86 K.Backman	LB	91 L.Elliott	DE	95 D.Jones	DT	98 L.Glavin
LT	73 G.Robinson	RDT	90 M.Brockers	LT	69 D.Bachtrian	LOLB	56 J.Peppers	WR	83 J.Liams	WR	84 J.Abbadellis	TE	86 K.Backman	LB	91 L.Elliott	DE	95 D.Jones	DT	98 L.Glavin
LG	68 J.Brown	RDE	94 R.Juham	LG	71 J.Stilton	BLB	51 N.Palmer	WR	83 J.Liams	WR	84 J.Abbadellis	TE	86 K.Backman	LB	91 L.Elliott	DE	95 D.Jones	DT	98 L.Glavin
C	61 T.Barnes	MLB	55 J.Laurinatis	C	63 C.Linsley	MLB	52 C.Matthews	WR	83 J.Liams	WR	84 J.Abbadellis	TE	86 K.Backman	LB	91 L.Elliott	DE	95 D.Jones	DT	98 L.Glavin
RG	76 R.Saffold	LCB	26 M.Barron	RG	70 T.Lang	ROLB	96 M.Neal	WR	83 J.Liams	WR	84 J.Abbadellis	TE	86 K.Backman	LB	91 L.Elliott	DE	95 D.Jones	DT	98 L.Glavin
RT	79 R.Havensstein	RCB	22 T.Johnson	RT	75 B.Buagaa	LCB	23 D.Randall	WR	83 J.Liams	WR	84 J.Abbadellis	TE	86 K.Backman	LB	91 L.Elliott	DE	95 D.Jones	DT	98 L.Glavin
TE	46 C.Hervey	LDT	99 A.Donald	TE	46 A.Harris	LB	53 N.Perry	WR	83 J.Liams	WR	84 J.Abbadellis	TE	86 K.Backman	LB	91 L.Elliott	DE	95 D.Jones	DT	98 L.Glavin
WR	18 K.Britt	LDE	91 C.Long	WR	89 J.Jones	NOSE	90 B.Raji	WR	83 J.Liams	WR	84 J.Abbadellis	TE	86 K.Backman	LB	91 L.Elliott	DE	95 D.Jones	DT	98 L.Glavin
LT	73 G.Robinson	RDT	90 M.Brockers	LT	69 D.Bachtrian	LOLB	56 J.Peppers	WR	83 J.Liams	WR	84 J.Abbadellis	TE	86 K.Backman	LB	91 L.Elliott	DE	95 D.Jones	DT	98 L.Glavin
LG	68 J.Brown	RDE	94 R.Juham	LG	71 J.Stilton	BLB	51 N.Palmer	WR	83 J.Liams	WR	84 J.Abbadellis	TE	86 K.Backman	LB	91 L.Elliott	DE	95 D.Jones	DT	98 L.Glavin
C	61 T.Barnes	MLB	55 J.Laurinatis	C	63 C.Linsley	MLB	52 C.Matthews	WR	83 J.Liams	WR	84 J.Abbadellis	TE	86 K.Backman	LB	91 L.Elliott	DE	95 D.Jones	DT	98 L.Glavin
RG	76 R.Saffold	LCB	26 M.Barron	RG	70 T.Lang	ROLB	96 M.Neal	WR	83 J.Liams	WR	84 J.Abbadellis	TE	86 K.Backman	LB	91 L.Elliott	DE	95 D.Jones	DT	98 L.Glavin
RT	79 R.Havensstein	RCB	22 T.Johnson	RT	75 B.Buagaa	LCB	23 D.Randall	WR	83 J.Liams	WR	84 J.Abbadellis	TE	86 K.Backman	LB	91 L.Elliott	DE	95 D.Jones	DT	98 L.Glavin
TE	46 C.Hervey	LDT	99 A.Donald	TE	46 A.Harris	LB	53 N.Perry	WR	83 J.Liams	WR	84 J.Abbadellis	TE	86 K.Backman	LB	91 L.Elliott	DE	95 D.Jones	DT	98 L.Glavin
WR	18 K.Britt	LDE	91 C.Long	WR	89 J.Jones	NOSE	90 B.Raji	WR	83 J.Liams	WR	84 J.Abbadellis	TE	86 K.Backman	LB	91 L.Elliott	DE	95 D.Jones	DT	98 L.Glavin
LT	73 G.Robinson	RDT	90 M.Brockers	LT	69 D.Bachtrian	LOLB	56 J.Peppers	WR	83 J.Liams	WR	84 J.Abbadellis	TE	86 K.Backman	LB	91 L.Elliott	DE	95 D.Jones	DT	98 L.Glavin
LG	68 J.Brown	RDE	94 R.Juham	LG	71 J.Stilton	BLB	51 N.Palmer	WR	83 J.Liams	WR	84 J.Abbadellis	TE	86 K.Backman	LB	91 L.Elliott	DE	95 D.Jones	DT	98 L.Glavin
C	61 T.Barnes	MLB	55 J.Laurinatis	C	63 C.Linsley	MLB	52 C.Matthews	WR	83 J.Liams	WR	84 J.Abbadellis	TE	86 K.Backman	LB	91 L.Elliott	DE	95 D.Jones	DT	98 L.Glavin
RG	76 R.Saffold	LCB	26 M.Barron	RG	70 T.Lang	ROLB	96 M.Neal	WR	83 J.Liams	WR	84 J.Abbadellis	TE	86 K.Backman	LB	91 L.Elliott	DE	95 D.Jones	DT	98 L.Glavin
RT	79 R.Havensstein	RCB	22 T.Johnson	RT	75 B.Buagaa	LCB	23 D.Randall	WR	83 J.Liams	WR	84 J.Abbadellis	TE	86 K.Backman	LB	91 L.Elliott	DE	95 D.Jones	DT	98 L.Glavin
TE	46 C.Hervey	LDT	99 A.Donald	TE	46 A.Harris	LB	53 N.Perry	WR	83 J.Liams	WR	84 J.Abbadellis	TE	86 K.Backman	LB	91 L.Elliott	DE	95 D.Jones	DT	98 L.Glavin
WR	18 K.Britt	LDE	91 C.Long	WR	89 J.Jones	NOSE	90 B.Raji	WR	83 J.Liams	WR	84 J.Abbadellis	TE	86 K.Backman	LB	91 L.Elliott	DE	95 D.Jones	DT	98 L.Glavin
LT	73 G.Robinson	RDT	90 M.Brockers	LT	69 D.Bachtrian	LOLB	56 J.Peppers	WR	83 J.Liams	WR	84 J.Abbadellis	TE	86 K.Backman	LB	91 L.Elliott	DE	95 D.Jones	DT	98 L.Glavin
LG	68 J.Brown	RDE	94 R.Juham	LG	71 J.Stilton	BLB	51 N.Palmer	WR	83 J.Liams	WR	84 J.Abbadellis	TE	86 K.Backman	LB	91 L.Elliott	DE	95 D.Jones	DT	98 L.Glavin
C	61 T.Barnes	MLB	55 J.Laurinatis	C	63 C.Linsley	MLB	52 C.Matthews	WR	83 J.Liams	WR	84 J.Abbadellis	TE	86 K.Backman	LB	91 L.Elliott	DE	95 D.Jones	DT	98 L.Glavin
RG	76 R.Saffold	LCB	26 M.Barron	RG	70 T.Lang	ROLB	96 M.Neal	WR	83 J.Liams	WR	84 J.Abbadellis	TE	86 K.Backman	LB	91 L.Elliott	DE	95 D.Jones	DT	98 L.Glavin
RT	79 R.Havensstein	RCB	22 T.Johnson	RT	75 B.Buagaa	LCB	23 D.Randall	WR	83 J.Liams	WR	84 J.Abbadellis	TE	86 K.Backman	LB	91 L.Elliott	DE	95 D.Jones	DT	98 L.Glavin
TE	46 C.Hervey	LDT	99 A.Donald	TE	46 A.Harris	LB	53 N.Perry	WR	83 J.Liams	WR	84 J.Abbadellis	TE	86 K.Backman	LB	91 L.Elliott	DE	95 D.Jones	DT	98 L.Glavin
WR	18 K.Britt	LDE	91 C.Long	WR	89 J.Jones	NOSE	90 B.Raji	WR	83 J.Liams	WR	84 J.Abbadellis	TE	86 K.Backman	LB	91 L.Elliott	DE	95 D.Jones	DT	98 L.Glavin
LT	73 G.Robinson	RDT	90 M.Brockers	LT	69 D.Bachtrian	LOLB	56 J.Peppers	WR	83 J.Liams	WR	84 J.Abbadellis	TE	86 K.Backman	LB	91 L.Elliott	DE	95 D.Jones	DT	98 L.Glavin
LG	68 J.Brown	RDE	94 R.Juham	LG	71 J.Stilton	BLB	51 N.Palmer	WR	83 J.Liams	WR	84 J.Abbadellis	TE	86 K.Backman	LB	91 L.Elliott	DE	95 D.Jones	DT	98 L.Glavin
C	61 T.Barnes	MLB	55 J.Laurinatis	C	63 C.Linsley	MLB	52 C.Matthews	WR	83 J.Liams	WR	84 J.Abbadellis	TE	86 K.Backman	LB	91 L.Elliott	DE	95 D.Jones	DT	98 L.Glavin
RG	76 R.Saffold	LCB	26 M.Barron	RG	70 T.Lang	ROLB	96 M.Neal	WR	83 J.Liams	WR	84 J.Abbadellis	TE	86 K.Backman	LB	91 L.Elliott	DE	95 D.Jones	DT	98 L.Glavin
RT	79 R.Havensstein	RCB	22 T.Johnson	RT	75 B.Buagaa	LCB	23 D.Randall	WR	83 J.Liams	WR	84 J.Abbadellis	TE	86 K.Backman	LB	91 L.Elliott	DE	95 D.Jones	DT	98 L.Glavin
TE	46 C.Hervey	LDT	99 A.Donald	TE	46 A.Harris	LB	53 N.Perry	WR	83 J.Liams	WR	84 J.Abbadellis	TE	86 K.Backman	LB	91 L.Elliott	DE	95 D.Jones	DT	98 L.Glavin
WR	18 K.Britt	LDE	91 C.Long	WR	89 J.Jones	NOSE	90 B.Raji	WR	83 J.Liams	WR	84 J.Abbadellis	TE	86 K.Backman	LB	91 L.Elliott	DE	95 D.Jones	DT	98 L.Glavin
LT	73 G.Robinson	RDT	90 M.Brockers	LT	69 D.Bachtrian	LOLB	56 J.Peppers	WR	83 J.Liams	WR	84 J.Abbadellis	TE	86 K.Backman	LB	91 L.Elliott	DE	95 D.Jones	DT	98 L.Glavin
LG	68 J.Brown	RDE	94 R.Juham	LG	71 J.Stilton	BLB	51 N.Palmer	WR	83 J.Liams	WR	84 J.Abbadellis	TE	86 K.Backman	LB	91 L.Elliott	DE	95 D.Jones	DT	98 L.Glavin
C	61 T.Barnes	MLB	55 J.Laurinatis	C	63 C.Linsley	MLB	52 C.Matthews	WR	83 J.Liams	WR	84 J.Abbadellis	TE	86 K.Backman	LB	91 L.Elliott	DE	95 D.Jones	DT	98 L.Glavin
RG	76 R.Saffold	LCB	26 M.Barron	RG	70 T.Lang	ROLB	96 M.Neal	WR	83 J.Liams	WR	84 J.Abbadellis	TE	86 K.Backman	LB	91 L.Elliott	DE	95 D.Jones	DT	98 L.Glavin
RT	79 R.Havensstein	RCB	22 T.Johnson	RT	75 B.Buagaa	LCB	23 D.Randall	WR	83 J.Liams	WR	84 J.Abbadellis	TE	86 K.Backman	LB	91 L.Elliott	DE	95 D.Jones	DT	98 L.Glavin
TE	46 C.Hervey	LDT	99 A.Donald	TE	46 A.Harris	LB	53 N.Perry	WR	83 J.Liams	WR	84 J.Abbadellis	TE	86 K.Backman	LB	91 L.Elliott	DE	95 D.Jones	DT	98 L.Glavin
WR	18 K.Britt	LDE	91 C.Long	WR	89 J.Jones	NOSE	90 B.Raji	WR	83 J.Liams	WR	84 J.Abbadellis	TE	86 K.Backman	LB	91 L.Elliott	DE	95 D.Jones	DT	98 L.Glavin
LT	73 G.Robinson	RDT	90 M.Brockers	LT	69 D.Bachtrian	LOLB	56 J.Peppers	WR	83 J.Liams	WR	84 J.Abbadellis	TE	86 K.Backman	LB	91 L.Elliott	DE	95 D.Jones	DT	98 L.Glavin
LG	68 J.Brown	RDE	94 R.Juham	LG	71 J.Stilton	BLB	51 N.Palmer	WR	83 J.Liams	WR	84 J.Abbadellis	TE	86 K.Backman	LB	91 L.Elliott	DE	95 D.Jones	DT	98 L.Glavin
C	61 T.Barnes	MLB	55 J.Laurinatis	C	63 C.Linsley	MLB	52 C.Matthews	WR	83 J.Liams	WR	84 J.Abbadellis	TE	86 K.Backman	LB	91 L.Elliott	DE	95 D.Jones	DT	98 L.Glavin
RG	76 R.Saffold	LCB	26 M.Barron	RG	70 T.Lang	ROLB	96 M.Neal	WR	83 J.Liams	WR	84 J.Abbadellis	TE	86 K.Backman	LB	91 L.Elliott	DE	95 D.Jones	DT	98 L.Glavin
RT	79 R.Havensstein	RCB	22 T.Johnson	RT	75 B.Buagaa	LCB	23 D.Randall	WR	83 J.Liams	WR	84 J.Abbadellis	TE	86 K.Backman	LB	91 L.Elliott	DE	95 D.Jones	DT	98 L.Glavin
TE	46 C.Hervey	LDT	99 A.Donald	TE	46 A.Harris	LB	53 N.Perry	WR	83 J.Liams	WR	84 J.Abbadellis	TE	86 K.Backman	LB	91 L.Elliott	DE	95 D.Jones	DT	98 L.Glavin
WR	18 K.Britt	LDE	91 C.Long	WR	89 J.Jones	NOSE	90 B.Raji	WR	83 J.Liams	WR	84 J.Abbadellis	TE	86 K.Backman	LB	91 L.Elliott	DE	95 D.Jones	DT	98 L.Glavin
LT	73 G.Robinson	RDT	90 M.Brockers	LT	69 D.Bachtrian	LOLB	56 J.Peppers	WR	83 J.Liams	WR	84 J.Abbadellis	TE	86 K.Backman	LB	91 L.Elliott	DE	95 D.Jones	DT	98 L.Glavin
LG	68 J.Brown	RDE	94 R.Juham	LG	71 J.Stilton	BLB	51 N.Palmer	WR	83 J.Liams	WR	84 J.Abbadellis	TE	86 K.Backman	LB	91 L.Elliott	DE	95 D.Jones	DT	98 L.Glavin
C	61 T.Barnes	MLB	55 J.Laurinatis	C	63 C.Linsley	MLB	52 C.Matthews	WR	83 J.Liams	WR	84 J.Abbadellis	TE	86 K.Backman	LB	91 L.Elliott	DE	95 D.Jones	DT	98 L.Glavin
RG	76 R.Saffold	LCB	26 M.Barron	RG	70 T.Lang	ROLB	96 M.Neal	WR	83 J.Liams	WR	84 J.Abbadellis	TE	86 K.Backman	LB	91 L.Elliott	DE	95 D.Jones	DT	98 L.Glavin
RT	79 R.Havensstein	RCB	22 T.Johnson	RT	75 B.Buagaa	LCB	23 D.Randall	WR	83 J.Liams	WR	84 J.Abbadellis	TE	86 K.Backman	LB	91 L.Elliott	DE	95 D.Jones	DT	98 L.Glavin
TE	46 C.Hervey	LDT	99 A.Donald	TE	46 A.Harris	LB	53 N.Perry	WR	83 J.Liams	WR	84 J.Abbadellis	TE	86 K.Backman	LB	91 L.Elliott	DE	95 D.Jones	DT	98 L.Glavin
WR	18 K.Britt	LDE	91 C.Long	WR	89 J.Jones	NOSE	90 B.Raji	WR	83 J.Liams	WR	84 J.Abbadellis	TE	86 K.Backman	LB	91 L.Elliott	DE	95 D.Jones	DT	98 L.Glavin
LT	73 G.Robinson	RDT	90 M.Brockers	LT	69 D.Bachtrian	LOLB	56 J.Peppers	WR	83 J.Liams	WR	84 J.Abbad								

GREEN BAY Wfs -- Rookie cornerback Damarious Randall had a feeling that Philip Rivers' final pass might be headed his way. Fourth-and-goal from the 3 with 15 seconds left, and the San Diego Chargers needed a touchdown to tie the Green Bay Packers and possibly force overtime.

Randall had to keep tabs on both Antonio Gates and Danny Woodhead lined up on the right side of the formation. The first-round draft pick lunged to poke away Rivers' short throw to Woodhead near the front right pylon in the final seconds to preserve the Packers' 27-20 victory on Sunday, overcoming a career performance by Rivers.

The fans inside Lambeau Field erupted with a collective sigh of relief. Green Bay (6-5) survived its biggest scare of the season to stay unbeaten. Rivers set franchise marks with career highs of 43 completions, 65 attempts and 503 yards passing. He threw for two touchdowns for the Chargers (2-4). His 43 completions were the most in NFL history in a loss; he needed one more, at least.

But as the fourth-down play developed, Randall remembered that San Diego ran the same play on second down, but tried to get the ball to Gates. This time, linebacker Clay Matthews covered Gates inside. Woodhead broke outside, with Randall trailing from behind.

The ending overshadowed Rivers' milestone performance. The 12-year veteran left Pittsburgh's Ben Roethlisberger (2009) for second on the list for most yards passing against the Packers. Only Detroit's Matthew Stafford had more, 520 on Jan. 1, 2012.

It was the most porous outing of the season for the Packers' defense. But the stout pass rush finally caught up to Rivers in the second half. Datone Jones sacked Rivers on third-and-7 from the Packers' 40 to end one drive.

Until then, a Chargers line missing three starters held up well, with Rivers orchestrating a quick-strike offense and finding holes in the secondary. The Packers started strong and finished barely in front. Running back James Starks had touchdowns on a 65-yard run and a 5-yard pass in the first quarter. Green Bay went up for good after quarterback Aaron Rodgers found James Jones for an 8-yard pass in the corner of the end zone for a 24-17 lead with 46 seconds left in the third quarter.

The defense allowed Josh Lambo's 32-yard field goal with 11:14 left. But the Packers came up with their most important stop at the end. The battered Packers offense did just enough. Rodgers was 16 of 29 for 255 yards. At one point, Rodgers had as many completions as Keenan Allen had receptions midway through the fourth quarter. But a hip injury kept Allen sidelined for much of the second half. He wound up with 14 receptions for 157 yards. Rookie running back Melvin Gordon was benched in the second half after two fumbles. He finished with seven carries for 29 yards in a disappointing return to the state where he set records in college with the Wisconsin Badgers.

OFFICIALS — Referee: Walt Anderson (66); Umpire: Butch Henrich (40); Head Linesman: Steve Steljes (22); Line Judge: Byron Boston (18); Side Judge: Laird Hayes (123); Field Judge: Eugene Hall (103); Back Judge: Todd Pritchok (30); Replay Official: Billy Smith

STARTING LINEUPS

San Diego Chargers

Offense	Defense	Offense	Defense
WR 13 K.Allen	DE 91 K.Reyes	WR 89 J.Jones	NOSE 98 L.Guion
LT 75 C.Harrison	DT 94 C.Juget	LT 69 D.Bachkhatari	DT 76 M.Daniels
LG 79 K.Winguns	OLB 54 M.Lingum	LG 71 J.Stilton	LOB 56 J.Peppers
C 60 T.Robinson	ILB 52 D.Perryman	C 63 C.Linsley	BLB 51 N.Palmer
RG 76 D.Fluker	ILB 56 D.Fluker	RG 70 T.Liang	MLB 52 C.Matthews
RT 72 J.Barkdale	OLB 97 J.Mattochu	RT 75 B.Bugda	ROLB 96 M.Neal
TE 85 A.Gates	LCB 24 B.Flowers	TE 82 R.Rodgers	LCB 23 D.Randall
TE 89 L.Green	RCB 22 J.Verrett	WR 88 T.Montgomery	RCB 37 S.Shields
WR 80 M.Floyd	FS 32 E.Weddie	WR 18 R.Cobb	CB 29 C.Hayward
CB 17 P.Gordon	CB 28 P.Gordon	FS 12 A.Rodgers	SS 31 M.Hyde
RB 28 M.Gordon	CB 26 P.Hobson	FS 44 J.Starks	SS 23 H.Clinton-Dix

Green Bay Packers

Offense	Defense	Offense	Defense
WR 91 K.Reyes	WR 89 J.Jones	NOSE 98 L.Guion	DT 76 M.Daniels
LT 94 C.Juget	LT 69 D.Bachkhatari	DT 71 J.Stilton	LOB 56 J.Peppers
LG 54 M.Lingum	LG 71 J.Stilton	C 63 C.Linsley	BLB 51 N.Palmer
ILB 52 D.Perryman	ILB 56 D.Fluker	RG 70 T.Liang	MLB 52 C.Matthews
ILB 56 D.Fluker	OLB 97 J.Mattochu	RT 75 B.Bugda	ROLB 96 M.Neal
OLB 97 J.Mattochu	LCB 24 B.Flowers	TE 82 R.Rodgers	LCB 23 D.Randall
LCB 24 B.Flowers	RCB 22 J.Verrett	WR 88 T.Montgomery	RCB 37 S.Shields
RCB 22 J.Verrett	FS 32 E.Weddie	WR 18 R.Cobb	CB 29 C.Hayward
FS 32 E.Weddie	CB 28 P.Gordon	FS 12 A.Rodgers	SS 31 M.Hyde
CB 28 P.Gordon	CB 26 P.Hobson	FS 44 J.Starks	SS 23 H.Clinton-Dix

GREEN BAY SUBSTITUTIONS — K 2 M.Crosby, P 8 T.Masthay, FB 22 A.Ripkowski, CB 24 Q.Rollins, RB 27 E.Lacy, FB 30 J.Kuhn, S 32 C.Banjo, CB 36 L.Gunter, CB 39 D.Goodson, LB 47 J.Nyan, LB 48 J.Thomas, LB 55 A.Mulumba, LS 61 B.Goode, DT 64 M.Pennel, TG 67 D.Barday, C/6 73 J.Treter, G 79 J.Walker, TE 80 J.Perrillo, TE 84 J.Abrams, WR 84 J.Abrams, LB 91 J.Elliott, DE 95 D.Jones, **DID NOT PLAY** — CB 16 S.Tolkien, TE 86 K.Backman, **INACTIVES** — CB 7 B.Hundley, WR 17 D.Adams, S 42 M.Burnett, RB 46 A.Harris, LB 53 M.Perry, G 66 L.Taylor, DT 90 B.Naji.

FIELD GOALS (made (1) & missed)

Team	Qtr	Time	Play Description (Extra Point Drive Info)	UT	A	TEL	TI	sck	QBH	FF	FB	Int	PD	OT	Total
San Diego Chargers															
Green Bay Packers															
San Diego Chargers	1	8:32	J.Starks 5 yd pass from A.Rodgers (M.Crosby kick) (8-87, 3:44)	1	3	2	3	4	3	0	0	0	0	0	27
Green Bay Packers	1	3:11	J.Lambo 36 yd Field Goal (14-62, 5:21)	1	3	7	7	7	3	0	0	0	0	0	20
San Diego Chargers	1	1:51	J.Starks 65 yd run (M.Crosby kick) (4-85, 1:26)	1	3	3	3	3	3	0	0	0	0	0	20
Green Bay Packers	2	6:48	M.Crosby 23 yd Field Goal (10-83, 3:58)	2	1	0	3	0	0	1	0	0	0	0	1
San Diego Chargers	2	0:00	D.Limam 1 yd pass from P.Rivers (J.Lambo kick) (12-88, 4:47)	2	0	0	2	1	4	1	0	0	0	0	1
Green Bay Packers	2	0:00	L.Green 19 yd pass from P.Rivers (J.Lambo kick) (8-79, 4:11)	2	0	0	2	0	0	0	0	0	0	0	0
San Diego Chargers	3	9:24	J.Lambo 3 yd pass from A.Rodgers (M.Crosby kick) (7-69, 2:46)	3	0	0	1	0	0	0	0	0	0	0	0
Green Bay Packers	3	0:46	J.Lambo 32 yd Field Goal (10-63, 4:36)	3	0	0	1	0	0	0	0	0	0	0	0
San Diego Chargers	4	11:10	J.Lambo 32 yd Field Goal (9-70, 3:37)	4	0	0	1	0	0	0	0	0	0	0	0
Green Bay Packers	4	2:37	M.Crosby 28 yd Field Goal (9-70, 3:37)	4	0	0	1	0	0	0	0	0	0	0	0

GREEN BAY DEFENSIVE STATISTICS (official)

	UT	A	TEL	TI	sck	QBH	FF	FB	Int	PD		UT	A	TEL	TI	sck	QBH	FF	FB	Int	PD	
N.Palmer	9	4	0	13	0	0	0	0	0	0	M.Pennel	2	1	0	3	0	0	2	0	0	0	
H.Clinton-Dix	9	0	0	9	0	0	1	0	0	0	J.Thomas	2	1	0	3	0	0	1	0	0	0	
M.Hyde	8	0	0	8	0	0	0	0	0	0	D.Jones	2	0	2	2	1	4	1	0	0	0	
S.Shields	7	0	0	7	0	0	0	0	0	0	O.Rollins	2	0	0	2	0	0	0	0	0	0	
C.Matthews	4	3	1	7	0	0	4	0	1	0	J.Peppers	1	1	1	2	1	3	1	0	0	0	
D.Randall	6	0	0	6	0	0	0	0	0	0	A.Mulumba	0	1	0	1	0	0	0	0	0	0	
C.Hayward	5	0	0	5	0	0	0	0	0	0	C.Banjo	1	0	0	1	0	0	0	0	0	0	
L.Guion	0	5	0	5	0	0	0	0	0	0												
M.Daniels	2	1	0	3	5	4	2	0	0	0	Totals	62	18	5	80	3	15	13	2	1	0	0
M.Neal	2	1	1	3	5	4	2	1	0	0												

San Diego Chargers

RUSHING	ATT	YDS	AVG	LG	TD
M.Gordon	7	29	4.1	25	0
B.Oliver	7	23	3.3	6	0
D.Woodhead	7	8	1.1	4	0
Total	21	60	2.9	25	0

PASSING

ATT	CMP	YDS	SK/YD	TD	LG	INT	RT
P.Rivers	65	43	503	3/15	2	50	0
Total	65	43	503	3/15	2	50	0

PASS RECEIVING

NO	YDS	AVG	LG	TD
K.Allen	14	157	11.2	38
A.Gates	9	95	10.6	21
M.Floyd	5	95	19.0	50
D.Woodhead	5	63	12.6	25
B.Oliver	4	40	10.0	14
L.Green	3	35	11.7	19
D.Limam	3	18	6.0	9
Total	43	503	11.7	50

INTERCEPTIONS

NO	YDS	AVG	LG	TD
Total	0	0	0.0	0

PUNTING

NO	YDS	AVG	NET	TB	IN20	LG
M.Schres	3	117	39.0	26.3	1	0
Total	3	117	39.0	26.3	1	0

PUNT RETURNS

NO	YDS	AVG	FC	LG	TD
J.Jones	2	-7	-3.5	1	-2
(out of bounds)	1	0	0.0	0	0
Returns	2	-7	-3.5	1	-2

KICK RETURNS

NO	YDS	AVG	FC	LG	TD
J.Jones	3	55	18.3	0	21
(back)	3	0	0.0	0	0
Returns	3	55	18.3	0	21

FUMBLES

Fum	Lost	Rec	Yds	TD	FF	Rec	Yds	TD	Bds	Out
M.Gordon	2	1	0	0	0	0	0	0	0	0
D.Fluker	0	0	1	0	0	0	0	0	0	0
D.Perryman	0	0	0	0	0	1	0	0	0	0
Total	2	1	1	0	0	1	0	0	0	0

Green Bay Packers

RUSHING	ATT	YDS	AVG	LG	TD
J.Starks	10	112	11.2	65t	1
A.Rodgers	2	14	7.0	15	0
T.Montgomery	1	4	4.0	4	0
E.Lacy	1	3	.8	3	0
Total	17	133	7.8	65t	1

PASSING

ATT	CMP	YDS	SK/YD	TD	LG	INT	RT
A.Rodgers	29	16	255	3/18	2	46	0
Total	29	16	255	3/18	2	46	0

PASS RECEIVING

NO	YDS	AVG	LG	TD
J.Janis	7	79	39.5	46
R.Cobb	2	38	19.0	26
R.Rodgers	2	34	17.0	25
J.Jones	2	30	15.0	22
J.Kuhn	2	20	10.0	19
E.Lacy	2	17	8.5	12
T.Montgomery	2	11	5.5	6
J.Perrillo	1	21	21.0	21
J.Starks	1	5	5.0	5t
Total	16	255	15.9	46

INTERCEPTIONS

NO	YDS	AVG	LG	TD
Total	0	0	0.0	0

PUNTING

NO	YDS	AVG	NET	TB	IN20	LG
T.Masthay	4	162	40.5	42.3	0	2
Total	4	162	40.5	42.3	0	2

PUNT RETURNS

NO	YDS	AVG	FC	LG	TD
M.Hyde	2	18	9.0	0	16
(back)	1	0	0.0	0	0
Returns	2	18	9.0	0	16

KICK RETURNS

NO	YDS	AVG	FC	LG	TD
J.Abraders	1	30	30.0	0	30
T.Montgomery	1	29	29.0	0	29
J.Treter	1	0	0.0	0	0
(back)	1	0	0.0	0	0
Returns	3	59	19.7	0	30

FUMBLES

Fum	Lost	Rec	Yds	TD	FF	Rec	Yds	TD	Bds	Out
E.Lacy	1	0	0	0	0	0	0	0	0	0
T.Liang	0	0	1	0	0	0	0	0	0	0
H.Clinton-Dix	0	0	0	0	0	1	0	0	0	0
M.Neal	0	0	0	0	0	1	0	0	0	0
C.Matthews	0	0	0	0	0	0	0	0	0	0
Total	1	0	1	0	0	2	1	0	0	0

TOTAL FIRST DOWNS

Chargers	Home
By Rushing	32
By Passing	4
By Penalty	26
By Fumble	11
Total	73

THIRD-DOWN EFFICIENCY

9-18-50%	3-9-33%	0-0-0%
By Passing	50%	33%
By Penalty	2%	0%
By Fumble	3%	0%
Total	55%	33%

FOURTH-DOWN EFFICIENCY

1-3-33%	0-0-0%
By Passing	33%
By Penalty	0%
By Fumble	0%
Total	33%

TOTAL NET YARDS

89	370
Total Offensive Plays	49
Average gain per offensive play	6.2
NET YARDS RUSHING	60
Total Rushing Plays	21
Average gain per rushing play	2.9
Tackles for a loss-number and yards	5-7
NET YARDS PASSING	488
Times thrown - yards lost att. to pass	3-15
Gross yards passing	503
PASS ATT-COMP-INT	65-43-0
Average gain per pass play	7.2
KICKOFFS Number-In Ez.Touchbacks	4-2-1
PUNTS Number and Average	3-39.0
Had Blocked	0

EXTRA POINTS Made-Attempts

2-2	2-2
Kicking Made-Attempts	2-2
RED-ZONE EFFICIENCY	2-6-33%
GOAL-TO-GO EFFICIENCY	1-2-50%
SAFETIES	0
FINAL SCORE	27
TIME OF POSSESSION	38:00
	22:00

FIELD GOALS Made-Attempts

2-2	2-2
Kicking Made-Attempts	2-2
RED-ZONE EFFICIENCY	2-6-33%
GOAL-TO-GO EFFICIENCY	1-2-50%
SAFETIES	0
FINAL SCORE	27
TIME OF POSSESSION	38:00
	22:00



2015 UPDATED BIOGRAPHIES

THROUGH WEEK 8

84 Jared Abbrederis, WR, 2nd Year, Wisconsin

- Spent his entire rookie season on injured reserve in 2014 after sustaining a season-ending knee injury early in training camp.
- Finished his career at Wisconsin tied for the school record for receptions (202) and ranked No. 2 all-time in receiving yards (3,140) and TD catches (23).
- Caught a school-record 78 passes for 1,081 yards (13.9 avg.) and seven TDs as a senior in 2013, just the fourth 1,000-yard receiving season in Badgers history, on his way to being named a first-team All-Big Ten selection.

2015 SEASON: Has played in three games and dressed but did not play in another...Has returned two kickoffs for 52 yards (26.0 avg.)...Was signed to the 53-man roster on Oct. 3 after spending the first three games on the team's practice squad.

- **at San Francisco 49ers (Oct. 4):** Dressed, but did not play.
- **vs. St. Louis Rams (Oct. 11):** Made his NFL debut, appearing on the final snap of the game as the Packers ran out the clock.
- **vs. San Diego Chargers (Oct. 18):** Played three snaps on offense and also took over as the kickoff returner after WR Ty Montgomery departed in the second quarter due to an ankle injury...Posted a 30-yard return on his first career return on the opening kick of the second half.
- **at Denver Broncos (Nov. 1):** Had a 22-yard kickoff return in the fourth quarter.

17 Davante Adams, WR, 2nd Year, Fresno State

- Played in all 16 games with 11 starts as a rookie in 2014, hauling in 38 receptions for 446 yards (11.7 avg.) and three TDs.
 - Registered 121 receiving yards in the Week 13 win vs. New England, the most by a Green Bay rookie since WR Sterling Sharpe's 124-yard effort vs. Detroit on Nov. 20, 1988.
 - Set franchise postseason single-game records for the most catches and receiving yards by a rookie when he posted seven grabs for 117 yards (16.7 avg.) and a TD in the NFC Divisional playoff victory vs. Dallas.
- 2015 SEASON:** Has started all four games he has played in and has nine receptions for 92 yards (10.2 avg.)...Was inactive for three games (Weeks 4-6) due to an ankle injury.

- **at Chicago Bears (Sept. 13):** Started and led the team with 59 receiving yards on four catches (14.8 avg.), highlighted by his 25-yard sideline grab early in the third quarter down to the Chicago 6 that set up QB Aaron Rodgers' 1-yard TD pass to WR James Jones two plays later...Added a 21-yard grab in the second quarter...With 34 seconds remaining and the Packers leading 31-23, fielded K Robbie Gould's onside kick at the Chicago 46 to seal the victory.
- **vs. Seattle Seahawks (Sept. 20):** Started and played 56 snaps, leaving the game in the second quarter due to an ankle injury but later returning to the field...Caught five passes for 33 yards (6.6 avg.).
- **vs. Kansas City Chiefs (Sept. 28):** Was limited to just three snaps after reaggravating the ankle injury on the first possession of the game as he went up for a pass attempt on third down.
- **at San Francisco 49ers (Oct. 4):** Inactive (ankle), the first game he had missed in his career due to injury.
- **vs. St. Louis Rams (Oct. 11):** Inactive (ankle).
- **vs. San Diego Chargers (Oct. 18):** Inactive (ankle).
- **at Denver Broncos (Nov. 1):** Returned to action, appearing on 51 of 53 plays...Caught one pass for 8 yards.

86 Kennard Backman, TE, Rookie, Alabama-Birmingham

- Started 37 of 48 games played in his four-year career at the University of Alabama-Birmingham.
 - Finished his career with 96 receptions for 979 yards (10.2 avg.) and seven touchdowns. Registered at least one catch in 25 of his final 26 games.
 - Set career highs in starts (12), receptions (team-high 39) and receiving yards (399) as a senior, earning second-team All-Conference USA honors.
- 2015 SEASON:** Has played in two games, dressed but did not play in

one contest and has been inactive for four others (Weeks 1-3, 8).

- **at Chicago Bears (Sept. 13):** Inactive (healthy scratch).
- **vs. Seattle Seahawks (Sept. 20):** Inactive (healthy scratch).
- **vs. Kansas City Chiefs (Sept. 28):** Inactive (healthy scratch).
- **at San Francisco 49ers (Oct. 4):** Made his NFL debut, appearing on three plays on offense.
- **vs. St. Louis Rams (Oct. 11):** Played three snaps on offense.
- **vs. San Diego Chargers (Oct. 18):** Dressed, but did not see any action.
- **at Denver Broncos (Nov. 1):** Inactive (healthy scratch).

69 David Bakhtiari, T, 3rd Year, Colorado

- Has started all 39 regular-season games at left tackle for the Packers in his first two-plus seasons in the league and was named a Pro Bowl alternate in 2014.
- In 2013, became the first rookie to start every game at LT for Green Bay since the league went to a 16-game schedule in 1978.
- By starting at San Francisco in the 2013 season opener, he became just the fourth Green Bay rookie to start at LT in Week 1 since the 1970 AFL-NFL merger and the first since Ken Ruettggers in 1985.

2015 SEASON: Has started all seven games at LT...Part of a line that has helped the Packers rank No. 10 in the league in scoring (24.9 ppg), No. 12 in rushing (122.0 ypg) and No. 2 in giveaways (four).

- **at Chicago Bears (Sept. 13):** Started at LT and played all 60 snaps as the offensive line didn't allow a sack of QB Aaron Rodgers...Protected Rodgers as he threw for 189 yards and three TDs on 18-of-23 passing for a 140.5 passer rating...Helped clear holes for a ground game that produced 133 yards on 30 carries (4.4 avg.), highlighted by RB Eddie Lacy's 85 yards on 19 attempts (4.5 avg.).
- **vs. Seattle Seahawks (Sept. 20):** Started at LT and played all 71 snaps...Helped protect Rodgers as he connected on 25 of 33 passes for 249 yards and two TDs with no INTs for a 116.9 passer rating...With Lacy departing after just eight snaps due to an ankle injury, helped clear holes for RB James Starks as he racked up 95 yards on 20 carries (4.8 avg.)...With 127 yards as a team on 29 attempts (4.4 avg.), it marked the first time since 2004 that the Packers posted 125-plus rushing yards in both of the first two games.
- **vs. Kansas City Chiefs (Sept. 28):** Started at LT and played all 76 snaps...Protected Rodgers as the line allowed just one sack to a Kansas City defense that had registered eight sacks in the first two games...Helped give Rodgers time to complete 24 of 35 passes for 333 yards and five TDs with no INTs, the fourth game of his career with five-plus TD passes, a franchise record...Also helped clear holes for a rushing attack that delivered 123 yards on 32 attempts (3.8 avg.).
- **at San Francisco 49ers (Oct. 4):** Started at LT and played all 73 snaps, helping the Packers rush for a season-high 162 yards and a TD on 33 attempts (4.9 avg.)...It marked the fourth straight 120-yard rushing effort by the Packers, the first time they had cleared that mark in each of the first four games since 1971...Helped the Packers control the clock for a season-high 36:34.
- **vs. St. Louis Rams (Oct. 11):** Started at LT and appeared on all 62 snaps...Part of a line that gave up just two sacks to a St. Louis defense that entered the game tied for No. 2 in the league in the category with 17 in the first four contests.
- **vs. San Diego Chargers (Oct. 18):** Started at LT and played all 53 snaps...Helped the Packers post 133 rushing yards on just 17 carries, a 7.8-yard average that was the best by Green Bay since Oct. 10, 2010, at Washington (9.2, 17-157)...Helped clear the way for Starks' 112 yards on just 10 carries (11.2 avg.), the best yards-per-carry average by an NFL back this season (min. 10 att.).
- **at Denver Broncos (Nov. 1):** Started at LT and appeared on all 53 plays.

32 Chris Banjo, S, 2nd Year, Southern Methodist

- Finished the 2014 season on the active roster, recording three special teams tackles in the final three regular-season games. Tied for second on the team with three special teams tackles in two postseason contests. Spent the first 13 games of the 2014 season on the practice squad.

- Appeared in 16 games with one start as a rookie in 2013, recording 15 tackles (12 solo) and a pass defended. Finished second on the team with 10 tackles on special teams.

- Was one of three rookie free agents to make the 2013 opening-day roster after a strong preseason that saw him rank fifth on the team with 10 tackles (nine solo) and a sack.

2015 SEASON: Has appeared in all seven games with one start...Has posted four solo tackles and a pass defended on defense...Leads the team with 12 tackles on special teams.

►**at Chicago Bears (Sept. 13):** Played 14 snaps on special teams.

►**vs. Seattle Seahawks (Sept. 20):** Appeared on 19 plays on special teams and recorded a tackle.

►**vs. Kansas City Chiefs (Sept. 28):** Started the second game of his NFL career as the Packers opened up with three safeties...Appeared on 33 plays on defense and registered two solo tackles and a pass defended...On the Chiefs' second possession of the game, made a two-handed deflection of QB Alex Smith's pass intended for WR Jeremy Maclin on third down near the sideline to force a three-and-out...Was tied for the team lead and matched his career high with three tackles on special teams

►**at San Francisco 49ers (Oct. 4):** Played 19 snaps on special teams, which was tied for the team high, and four on defense...Registered a team-high two tackles on special teams.

►**vs. St. Louis Rams (Oct. 11):** Played 31 snaps on defense and recorded a solo tackle...Also was tied for the team lead with 22 snaps on special teams and registered a tackle.

►**vs. San Diego Chargers (Oct. 18):** Led the team with three tackles on special teams, which matched his career high...Posted a stop of WR Jacoby Jones for a 2-yard loss on a third-quarter punt return when he brought him down at the San Diego 21...Also played 18 snaps on defense and registered a solo tackle.

►**at Denver Broncos (Nov. 1):** Registered two tackles on special teams, tying for the team lead.

67 Don Barclay, T/G, 4th Year, West Virginia

- Missed the entire 2014 campaign after sustaining a season-ending knee injury in practice on Aug. 5, 2014.

- Started a career-high 14 games at right tackle in 2013.

- Appeared in all 16 contests in 2012, the only Green Bay rookie on the offensive side of the ball to do so, and opened the final four regular-season games and both playoff contests at RT.

2015 SEASON: Has played in all seven games with three starts at RT...Part of a line that has helped the Packers rank No. 10 in the league in scoring (24.9 ppg), No. 12 in rushing (122.0 ypg) and No. 2 in giveaways (four).

►**at Chicago Bears (Sept. 13):** Played five snaps on special teams, appearing on the line on extra points and K Mason Crosby's lone FG of the afternoon.

►**vs. Seattle Seahawks (Sept. 20):** Started at RT in place of an injured Bryan Bulaga (knee) and played all 71 snaps, his first start since the 2013 season finale at Chicago...Helped protect Rodgers as he connected on 25 of 33 passes for 249 yards and two TDs with no INTs for a 116.9 passer rating...With RB Eddie Lacy exiting the game after just eight snaps due to an ankle injury, helped clear holes for RB James Starks as he racked up 95 yards on 20 carries (4.8 avg.).

►**vs. Kansas City Chiefs (Sept. 28):** Started at RT and played all 76 snaps...Protected Rodgers as the line allowed just one sack to a Kansas City defense that had registered eight sacks in the first two games...Was matched up with three-time Pro Bowl LB Justin Houston for much of the evening and did not allow him to record a sack...Helped give Rodgers time to complete 24 of 35 passes for 333 yards and five TDs with no INTs, the fourth game of his career with five-plus TD passes, a franchise record...Also helped clear holes for a rushing attack that delivered 123 yards on 32

attempts (3.8 avg.).

►**at San Francisco 49ers (Oct. 4):** Started at RT for the third straight game and played all 73 snaps, helping the Packers rush for a season-high 162 yards and a TD on 33 attempts (4.9 avg.)...It marked the fourth straight 120-yard rushing effort by the Packers, the first time they had cleared that mark in each of the first four games since 1971...Helped the Packers control the clock for a season-high 36:34.

►**vs. St. Louis Rams (Oct. 11):** Played six snaps at RG in the first half in place of an injured T.J. Lang (knee), and also played five snaps on special teams.

►**vs. San Diego Chargers (Oct. 18):** Appeared on nine plays on special teams.

►**at Denver Broncos (Nov. 1):** Played the final two snaps of the game at RG in place of Lang (coach's decision), and appeared on eight plays on special teams.

58 Sam Barrington, LB, 3rd Year, South Florida

- Started seven of 14 games played in 2014 (four at MLB, three at BLB) and recorded 68 tackles, one sack, four QB hits, five pressures and two passes defended as well as three tackles on special teams.

- Led Green Bay in both tackles (15) and solo tackles (12) in the 2014 postseason.

- Appeared in seven games as a rookie in 2013, seeing time exclusively on special teams before sustaining a season-ending hamstring injury vs. Chicago in Week 9.

2015 SEASON: Started in Week 1 at Chicago, but saw his season come to an end due to an ankle injury sustained in the game...Was placed on injured reserve on Sept. 15.

►**at Chicago Bears (Sept. 13):** Started at BLB, but departed the game in the first quarter due to an ankle injury that would end his season...Recorded one solo tackle.

93 Josh Boyd, DT, 3rd Year, Mississippi State

- Played in 15 games with four starts in 2014, recording 34 tackles (18 solo), four QB hits and four pressures. Also started one of two postseason contests.

- Appeared in nine games as a rookie in 2013, seeing increased playing time down the stretch as he was active for the final seven contests.

- Posted eight tackles (four solo) on the season, with an additional two tackles (one solo) in the NFC Wild Card game vs. San Francisco.

2015 SEASON: Played in two games, seeing time on defense and special teams...Was placed on injured reserve (ankle) on Sept. 21.

►**at Chicago Bears (Sept. 13):** Played 23 snaps on defense, registering one solo tackle, and five snaps on special teams.

►**vs. Seattle Seahawks (Sept. 20):** Played three snaps on defense and two on special teams, but sustained an ankle injury in the second quarter that sidelined him for the remainder of the game and would end his season.

75 Bryan Bulaga, T, 6th Year, Iowa

- Started all 15 games he appeared in last season, a career high, and helped the offense rank No. 1 in the league in scoring (30.4 ppg), No. 6 in yards per game (386.1) and tied for No. 1 in giveaways with a franchise-record 13.

- Played in 37 games with 33 starts at right tackle in his first three seasons as a pro.

2015 SEASON: Has started at RT in the four games he has played in...Was sidelined for three contests (Weeks 2-4) due to a knee injury sustained in practice...Part of a line that has helped the Packers rank No. 10 in the league in scoring (24.9 ppg), No. 12 in rushing (122.0 ypg) and No. 2 in giveaways (four).

►**at Chicago Bears (Sept. 13):** Started at RT and played all 60 snaps as the offensive line didn't allow a sack of QB Aaron Rodgers...Protected Rodgers as he threw for 189 yards and three TDs on 18-of-23 passing for a 140.5 passer rating...Helped clear holes for a ground game that produced 133 yards on 30 carries (4.4 avg.), highlighted by RB Eddie Lacy's 85 yards on 19 attempts (4.5 avg.).

►**vs. Seattle Seahawks (Sept. 20):** Inactive due to a knee injury

sustained in practice on Sept. 16.

►**vs. Kansas City Chiefs (Sept. 28):** Inactive (knee).

►**at San Francisco 49ers (Oct. 4):** Inactive (knee).

►**vs. St. Louis Rams (Oct. 11):** Returned to action, starting at RT and appearing on all 62 snaps...Part of a line that gave up just two sacks to a St. Louis defense that entered the game tied for No. 2 in the league in the category with 17 in the first four contests.

►**vs. San Diego Chargers (Oct. 18):** Started at RT and played all 53 snaps...Helped the Packers post 133 rushing yards on just 17 carries, a 7.8-yard average that was the best by Green Bay since Oct. 10, 2010, at Washington (9.2, 17-157)...Helped clear the way for Starks' 112 yards on just 10 carries (11.2 avg.), the best yards-per-carry average by an NFL back this season (min. 10 att.)...On Green Bay's first offensive snap, sealed OLB Jerry Attaochu to help clear a lane for Starks on a toss play that picked up 25 yards.

►**at Denver Broncos (Nov. 1):** Started at RT and appeared on all 53 plays.

42 Morgan Burnett, S, 6th Year, Georgia Tech

• Has started 67 games (including playoffs) between the two safety positions since the start of 2011.

• Recorded his fourth straight 100-tackle season in 2014 with a team-high 125 tackles (99 solo).

• Is the only Packer to surpass 100 tackles each of the last four seasons (2011-14).

2015 SEASON: Has played in and started two games, and has six tackles (three solo), a QB hit and a pressure...Was inactive for five contests (Weeks 2-6) due to a calf injury.

►**at Chicago Bears (Sept. 13):** Inactive (calf).

►**vs. Seattle Seahawks (Sept. 20):** Returned to action, starting at SS...Was one of four defenders to play all 60 snaps on the evening...Registered two solo tackles and helped limit RB Marshawn Lynch to just 41 yards on 15 carries (2.7 avg.).

►**vs. Kansas City Chiefs (Sept. 28):** Inactive (calf), reaggravating the injury during practice on Sept. 25.

►**at San Francisco 49ers (Oct. 4):** Inactive (calf).

►**vs. St. Louis Rams (Oct. 11):** Inactive (calf).

►**vs. San Diego Chargers (Oct. 18):** Inactive (calf).

►**at Denver Broncos (Nov. 1):** Returned to action and played all 67 snaps, finishing with four tackles (one solo), a QB hit and a pressure.

21 Ha Ha Clinton-Dix, S, 2nd Year, Alabama

• Played in all 16 games in 2014, starting the final 10 (nine at FS, one at SS). It was the most starts by a Green Bay rookie safety since Nick Collins opened all 16 in 2005.

• Ranked No. 2 on the team in tackles with 95 (73 solo) and was named to the PFWA's All-Rookie team.

• Started both postseason contests and was tied for No. 2 on the team with 13 tackles while leading the Packers with two interceptions.

2015 SEASON: Has started all seven games at FS and has registered a team-high 55 tackles (46 solo), an interception, a forced fumble and two passes defended...Has played every defensive snap this season, the only Packer to do so through seven games...Has led the team in tackles in three games this season.

►**at Chicago Bears (Sept. 13):** Started at FS and was one of three defensive players to play all 77 snaps on the afternoon...Led the safeties with six tackles (five solo), and added two tackles on special teams.

►**vs. Seattle Seahawks (Sept. 20):** Started at FS and played all 60 snaps, one of four Green Bay defenders to do so...Led the defense with a season-high nine tackles (seven solo) and helped limit RB Marshawn Lynch to just 41 yards on 15 carries (2.7 avg.).

►**vs. Kansas City Chiefs (Sept. 28):** Started at FS and played all 71 snaps, one of only two defenders to do so...Led the team with nine tackles (six solo) and helped limit Chiefs RB Jamaal Charles to just 49 yards on 11 carries (4.5 avg.), with a long run of 13 yards.

►**at San Francisco 49ers (Oct. 4):** Started at FS and played all 50 snaps, leading the team in tackles for the third straight game with eight stops (seven solo)...Helped limit the 49ers to just 196 yards of total

offense and QB Colin Kaepernick to a 55.4 passer rating (13 of 25, 160 yards, one INT).

►**vs. St. Louis Rams (Oct. 11):** Started at FS and played all 71 snaps, matching his season high with nine tackles (eight solo)...Registered the second INT of his career when he made a diving catch on a QB Nick Foles pass that was intended for TE Lance Kendricks at the goal line and deflected off the hands of LB Joe Thomas...Helped limit Foles to a 23.8 passer rating as he completed only 11 of 30 passes for 141 yards and one TD with a career-high four INTs (previous high was two INTs).

►**vs. San Diego Chargers (Oct. 18):** Played all 92 snaps and finished second on the team with nine tackles (all solo) and a pass defended...Broke up a Philip Rivers pass intended for TE Ladarius Green in the end zone early in the second quarter on a drive that would result in a turnover on downs...Registered his first career forced fumble when he came up the middle with a little over six minutes remaining in the first half to jar the ball loose from RB Melvin Gordon on a first-down run, a fumble that was recovered by LB Clay Matthews at the San Diego 34.

►**at Denver Broncos (Nov. 1):** Appeared on all 67 plays and registered five tackles (four solo).

18 Randall Cobb, WR, 5th Year, Kentucky

• Started all 16 games in 2014 and posted career highs in catches (91), receiving yards (1,287) and receiving TDs (12) on his way to earning his first career Pro Bowl selection (injury replacement for WR Dez Bryant).

• Became just the fifth player in franchise history to register 90-plus receptions in a season, joining WRs Sterling Sharpe, Robert Brooks, Donald Driver and Jordy Nelson.

• Has caught 16 TD passes since 2014, which is tied for No. 2 in the NFL over that span behind only Patriots TE Rob Gronkowski (17).

2015 SEASON: Has started all seven games and leads the team with 36 catches for 377 yards (10.5 avg.) and four TDs...Has 22 rushing yards on two attempts (11.0 avg.).

►**at Chicago Bears (Sept. 13):** Started and appeared on 54 of 60 snaps as he played through an injured shoulder...Led the team with five catches for 38 yards (7.6 avg.), highlighted by a 5-yard TD catch early in the fourth quarter that gave the Packers a 24-16 lead...Was lined up in the slot on the play and beat CB Sherrick McManis on an out-and-up move, getting both feet in bounds on the side of the end zone despite being interfered with by McManis.

►**vs. Seattle Seahawks (Sept. 20):** Led the team with eight receptions for 116 yards (14.5 avg.), with six of the catches going for first downs...Had a 22-yard grab over the middle on Green Bay's opening drive, making a move to elude LB Bobby Wagner as he freed himself to make the grab...Later made a 25-yard grab down to the Seattle 10 late in the first half, a catch that helped set up K Mason Crosby's 18-yard FG to put Green Bay up, 13-3, at the break...Was lined up in the left slot on the play and a scrambling Rodgers found him as he came across the field and got behind Wagner to make the catch.

►**vs. Kansas City Chiefs (Sept. 28):** Caught a career-high three TD passes, becoming the first Packer to do so since Jones caught three at Chicago on Dec. 16, 2012...Finished with seven catches for 91 yards (13.0 avg.), with six of his catches going for first downs and two for 25-plus yards...Joined Jones to become the first Packers to register four TD catches in the first three games of the season since TE Keith Jackson did so in 1996...On his first TD catch, was lined up in the right slot against S Tyvon Branch and ran an out route with WR Ty Montgomery setting a pick for him...Caught the ball at the 1-yard line and fought off Branch to break the plane for the 3-yard score...Scored on a 4-yard TD pass midway through the third quarter, lining up in the slot against CB Marcus Cooper and then catching a quick out in the flat before taking it in for his second TD...Posted his career-high third TD catch of the night early in the fourth quarter...Lined up in the slot once again, caught another quick pass in the flat for the 4-yard score.

►**at San Francisco 49ers (Oct. 4):** Was tied for the team lead with five receptions for 44 yards (8.8 avg.), including a 19-yard grab in the first quarter on Green Bay's opening TD drive...Was lined up in the right slot and beat DB Jimmie Ward to make a catch over the middle and then took it down the sideline to the San Francisco 11 to set up Rodgers' 9-yard TD

pass to TE Richard Rodgers two plays later.

►**vs. St. Louis Rams (Oct. 11):** Started and played 54 of 62 snaps, catching three passes for 23 yards (7.7 avg.).

►**vs. San Diego Chargers (Oct. 18):** Started and played 48 of 53 snaps, hauling in two passes for 38 yards (19.0 avg.), including a 26-yard grab in the third quarter...Came out of his position from the slot and bounced his route to the outside as ILB Denzel Perryman lost his footing and took it down the right sideline to the San Diego 39 on a drive that would be capped off with Rodgers' 8-yard TD pass to Jones.

►**at Denver Broncos (Nov. 1):** Started and played 51 of 53 snaps... Led the team with six catches for 27 yards (4.5 avg.) and added a 10-yard run down to Denver's 22-yard line in the second quarter on Green Bay's lone TD drive.

2 Mason Crosby, K, 9th Year, Colorado

- With 1,089 career points, ranks No. 1 on the all-time franchise scoring list, having surpassed K Ryan Longwell (1,054) in Week 2 vs. Seattle.
- Set an NFL record with 1,037 points in his first eight seasons (2007-14), topping the previous league record held by New England K Stephen Gostkowski (1,023, 2006-2013).
- Holds the all-time franchise mark for combined points (regular season/postseason) with 1,190.
- Is one of only three players in league history to register three or more 140-point seasons (Gostkowski, David Akers).
- Has kicked the seven longest FGs in franchise history.

2015 SEASON: Has connected on 11 of 12 field-goal attempts and all 19 extra points...Leads the team with 52 points on the season...Has registered 22 touchbacks on 38 kickoffs (57.9 percent).

►**at Chicago Bears (Sept. 13):** Connected on his lone FG attempt of the afternoon, a 37-yarder in the second quarter, and all four of his extra-point attempts...Posted three touchbacks on six kickoffs.

►**vs. Seattle Seahawks (Sept. 20):** Made all four of his FG attempts, including a 21-yarder with just under two minutes remaining that gave Green Bay a 10-point lead (27-17) and made him the all-time leading scorer in franchise history as he surpassed Longwell (1,054) for the career mark...Drilled a 54-yard FG in the first quarter, the 24th of his career from 50-plus yards.

►**vs. Kansas City Chiefs (Sept. 28):** Posted eight points, connecting on all five of his extra points and his lone FG attempt of the evening, a 44-yarder in the second quarter that extended Green Bay's lead to 17-7...Registered three touchbacks on his seven kickoffs.

►**at San Francisco 49ers (Oct. 4):** Made a 31-yard FG late in the third quarter to put Green Bay up 17-3...Registered three touchbacks on four kickoffs...Missed his first field goal of the season, a 44-yarder that went wide left at the end of the first half.

►**vs. St. Louis Rams (Oct. 11):** Made his lone FG attempt of the afternoon, a 35-yarder with just over a minute remaining in the game to put Green Bay up, 24-10...The FG was the 277th attempt of his career as he tied Longwell for the career franchise record...Connected on a 47-yarder early in the fourth quarter, but the kick was wiped out by a penalty...Registered four touchbacks on five kickoffs.

►**vs. San Diego Chargers (Oct. 18):** Connected on both of his FG attempts, a 23-yarder in the second quarter and a 28-yarder with 2:37 remaining to put Green Bay up by seven points (27-20)...His 23-yard FG was the 278th attempt of his career as he surpassed Longwell (277) for the franchise record.

►**at Denver Broncos (Nov. 1):** Drilled a 56-yard FG in the third quarter, his seventh career FG of 55-plus yards...Registered touchbacks on all three of his kickoffs.

76 Mike Daniels, DT, 4th Year, Iowa

- Started all 16 games for the first time in his career in 2014 and registered a career-high 69 tackles. His 5½ sacks led the Packers defensive line and were No. 3 on the team.
- Paced Green Bay in total QB hits (19) and pressures (22) in 2014.
- Became a prominent part of the rotation on the defensive line in his second season in 2013, playing in all 16 games with one start and serving as one of the featured interior rushers in the team's nickel defense.

2015 SEASON: Has started all seven games and leads the defensive line with 30 tackles (20 solo), three sacks and a forced fumble...Ranks No. 2 on the team in QB hits (nine) and pressures (12).

►**at Chicago Bears (Sept. 13):** Started at DT and posted four tackles (one solo), a QB hit and a pressure.

►**vs. Seattle Seahawks (Sept. 20):** Started at DT and led the defensive line with five tackles (three solo), a sack, a QB hit and a pressure...Walked back C Drew Nowak and brought down QB Russell Wilson as he stepped up in the pocket for a zero-yard sack early in the second quarter...Helped limit RB Marshawn Lynch to just 41 yards on 15 carries (2.7 avg.)...With two minutes remaining in the first half, fought off a block by T Garry Gilliam to drop Lynch for no gain on a third-and-3 as the defense forced a Seattle punt and helped set up a FG before the half.

►**vs. Kansas City Chiefs (Sept. 28):** Started at DT, appearing on 38 plays, and led the line with four tackles (all solo) and 1.5 sacks...Added a forced fumble, two pressures and a QB hit...Early in the third quarter, fought off a block by G Ben Grubbs to get to QB Alex Smith for a 7-yard sack that was split with LB Mike Neal...Later in the third quarter, walked back G Laurent Duvernay-Tardif for a sack/forced fumble on Smith, one that was recovered by the Chiefs...Also posted a tackle for a loss earlier in the game when he blew past T Eric Fisher to bring RB Jamaal Charles down for a 3-yard loss on a first-quarter run...Helped limit Charles to just 49 yards rushing on 11 carries (4.5 avg.), with a long run of 13 yards.

►**at San Francisco 49ers (Oct. 4):** Started at DT and played 27 snaps, helping limit the 49ers to just one rushing first down and RB Carlos Hyde to only 20 yards rushing on eight carries (2.5 avg.)...Registered three assisted tackles and a QB hit and tied for the team lead with three pressures.

►**vs. St. Louis Rams (Oct. 11):** Started at DT and played 45 snaps, posting a career-high 10 tackles (nine solo) to lead the team...Registered two tackles for a loss, two QB hits and two pressures.

►**vs. San Diego Chargers (Oct. 18):** Started at DT and played 70 snaps, helping limit the Chargers to just 60 yards rushing on 21 carries (2.9 avg.)...Posted three tackles (two solo), two pressures, two QB hits and a half-sack...Walked back C Trevor Robinson to get to QB Philip Rivers for a shared 8-yard sack with LB Mike Neal early in the fourth quarter that pushed San Diego back to the Green Bay 30.

►**at Denver Broncos (Nov. 1):** Started at DT and played 40 snaps, finishing with a solo tackle, a QB hit and a pressure.

91 Jayrone Elliott, LB, 2nd Year, Toledo

• After making the 53-man roster, played in 13 regular-season games and both postseason contests as a rookie in 2014, contributing primarily on special teams.

• Finished the 2014 season with 15 special teams tackles, No. 1 among Packers rookies and No. 2 on the team behind S Sean Richardson (17).

• Posted a team-high six tackles on special teams during the postseason.

2015 SEASON: Has played in all seven games and has registered 10 tackles (nine solo), two sacks, two pressures, a forced fumble, an interception and a pass defended...Is one of only five players in the league (Panthers LB Thomas Davis, Cowboys DE Greg Hardy, Chiefs LB Justin Houston, Raiders LB Malcolm Smith) with two-plus sacks, an interception and a forced fumble this season...Also ranks No. 2 on the team with seven tackles on special teams.

►**at Chicago Bears (Sept. 13):** Played a team-high 21 snaps on special teams and 19 on defense...Recorded two tackles (both solo) on defense and added two pressures, chasing QB Jay Cutler out of the pocket to force an incompleteness on Chicago's opening drive...Added a tackle on special teams.

►**vs. Seattle Seahawks (Sept. 20):** Had a hand in both of Green Bay's takeaways, with the turnovers coming on back-to-back series in the fourth quarter to help seal the victory...Posted his first career interception midway through the fourth after the Packers had just taken a 24-17 lead...On the play, was lined up at LOLB and dropped back into coverage to make a one-handed INT with his right hand as he stepped in front of RB Marshawn Lynch on a screen pass thrown by QB Russell Wilson...Fumbled on the return, but recovered the ball at the Seattle 37 to help set up a 21-yard Mason Crosby FG that put Green Bay up, 27-17...After Crosby's field goal,

chased down RB Fred Jackson after a short completion to punch the ball out, where it was recovered by DB Micah Hyde at the Green Bay 31 to seal the win... Also played a team-high 22 snaps on special teams and tied for the team lead with two tackles, including a stop of WR Tyler Lockett for zero yards on a third-quarter punt return at the Seattle 46.

►**vs. Kansas City Chiefs (Sept. 28):** Played 15 snaps on defense and registered the first sack of his career...Early in the third quarter, came off the left end unblocked and split RB Jamaal Charles and G Ben Grubbs as they attempted to block him in the backfield on his way to QB Alex Smith, who he brought down for a 10-yard loss at the Kansas City 35...Finished with two solo tackles...Played a team-high 25 snaps on special teams and was tied for the team lead with three tackles.

►**at San Francisco 49ers (Oct. 4):** Posted a sack in his second straight game, coming off the left side and making an inside move on T Erik Pears to get to QB Colin Kaepernick as he brought him down for a 7-yard loss to the Green Bay 22 to help force the 49ers to settle for a FG... Appeared on 14 plays on defense and 19 on special teams (tied for the team high).

►**vs. St. Louis Rams (Oct. 11):** Played 24 snaps on defense and 22 on special teams...Registered a career-high four tackles on defense (three solo).

►**vs. San Diego Chargers (Oct. 18):** Played 17 snaps on defense and 21 on special teams...Posted a tackle on kickoff coverage.

►**at Denver Broncos (Nov. 1):** Appeared on a team-high 23 plays on special teams.

61 Brett Goode, LS, 8th Year, Arkansas

- One of only two Packers (K Mason Crosby) to appear in all 118 regular-season games since 2008.

- Has appeared in all 119 regular-season games and 11 playoff contests since joining the club, having recorded 12 coverage tackles and a fumble recovery in his seven-plus seasons, including a career-best five tackles in 2010.

- Has snapped for all seven of the longest field goals in franchise history (all by Crosby).

2015 SEASON: Has played in all seven games, handling snapping duties for all punts and placements.

►**at Chicago Bears (Sept. 13):** Handled snapping duties for P Tim Masthay's two punts and K Mason Crosby's four extra points and FG.

►**vs. Seattle Seahawks (Sept. 20):** Snapped for all punts and placements, including Crosby's 21-yard FG with just under two minutes remaining that made Crosby the all-time leading scorer in franchise history as he surpassed K Ryan Longwell (1,054 points) for the career mark.

►**vs. Kansas City Chiefs (Sept. 28):** Snapped for Crosby's five extra points and one FG and Masthay's five punts.

►**at San Francisco 49ers (Oct. 4):** Snapped for Crosby's two extra points and one FG and Masthay's six punts.

►**vs. St. Louis Rams (Oct. 11):** Handled snapping duties for Crosby's FG and three extra points and Masthay's four punts.

►**vs. San Diego Chargers (Oct. 18):** Snapped for Crosby's two FGs and three extra points and Masthay's four punts.

►**at Denver Broncos (Nov. 1):** Snapped for Crosby's 56-yard FG in the third quarter and for Masthay's four punts.

39 Demetri Goodson, CB, 2nd Year, Baylor

- Saw action in six games and was inactive for 10 contests and both post-season games as a rookie last season.

- Registered six special teams tackles, No. 2 on the team among rookies behind only LB Jayrone Elliott.

- Earned honorable mention All-Big 12 recognition as a senior in 2013, appearing in 11 games with 10 starts and posting career highs in tackles (26), interceptions (three) and passes defended (16).

2015 SEASON: Has played in five games, seeing time primarily on special teams...Has registered a pass defended on defense and three tackles on special teams...Has been inactive for two contests.

►**at Chicago Bears (Sept. 13):** Played nine snaps on special teams.

►**vs. Seattle Seahawks (Sept. 20):** Appeared on 18 plays on special

teams and registered one tackle.

►**vs. Kansas City Chiefs (Sept. 28):** Inactive due to a hamstringing injury sustained vs. Seattle in Week 2.

►**at San Francisco 49ers (Oct. 4):** Inactive (hamstring).

►**vs. St. Louis Rams (Oct. 11):** Returned to action, appearing on nine plays on special teams.

►**vs. San Diego Chargers (Oct. 18):** Played nine snaps on special teams and registered a tackle.

►**at Denver Broncos (Nov. 1):** Made a leaping deflection with his left hand to break up a deep pass down the left sideline from QB Peyton Manning to WR Demaryius Thomas late in the first half on third down to force a Denver punt...Added a tackle on special teams.

98 Letroy Guion, DT, 8th Year, Florida State

- In his first season with the Packers (2014), started all 16 games for the first time in his career and set career highs with 62 tackles (31 solo) and 3.5 sacks.

- Signed with Green Bay as a free agent in March 2014 after spending his first six seasons in the league with the Minnesota Vikings, where he appeared in 68 games with 31 starts.

- Started all 28 games he appeared in for the Vikings in 2012-13, recording 72 tackles (32 solo) and three sacks over that span.

2015 SEASON: Has played in four contests and has posted 13 tackles (three solo), two pressures and a QB hit...Was on the reserve/suspended list for the first three games of the season.

►**at San Francisco 49ers (Oct. 4):** Made his season debut, appearing on 22 plays...Helped limit the 49ers to just one rushing first down and RB Carlos Hyde to only 20 yards rushing on eight carries (2.5 avg.).

►**vs. St. Louis Rams (Oct. 11):** Played 35 snaps and registered five tackles (three solo)...Added two pressures and a QB hit.

►**vs. San Diego Chargers (Oct. 18):** Started in place of an injured B.J. Raji (groin) and played 54 snaps, helping limit the Chargers to just 60 yards rushing on 21 attempts (2.9 avg.)...Registered five assisted tackles.

►**at Denver Broncos (Nov. 1):** Played 23 snaps and recorded three assisted tackles.

36 LaDarius Gunter, CB, Rookie, Miami

- One of two rookie free agents to make Green Bay's opening-day roster, joining RB Alonzo Harris.

- Registered a team-high five passes defended and an interception for Green Bay during the preseason.

- Lettered all three years at Miami, starting 30 of 37 games played and recording 111 tackles (76 solo), three tackles for a loss, a forced fumble, two fumble recoveries, six interceptions and 18 pass breakups.

2015 SEASON: Has played in three games and has been inactive for four others (healthy scratch).

►**at Chicago Bears (Sept. 13):** Inactive (healthy scratch).

►**vs. Seattle Seahawks (Sept. 20):** Inactive (healthy scratch).

►**vs. Kansas City Chiefs (Sept. 28):** Made his NFL debut, playing three snaps on defense and five on special teams.

►**at San Francisco 49ers (Oct. 4):** Played five snaps on defense and two on special teams.

►**vs. St. Louis Rams (Oct. 11):** Inactive (healthy scratch).

►**vs. San Diego Chargers (Oct. 18):** Played one snap on special teams.

►**at Denver Broncos (Nov. 1):** Inactive (healthy scratch).

46 Alonzo Harris, RB, Rookie, Louisiana-Lafayette

- One of two rookie free agents to make Green Bay's opening-day roster, joining CB LaDarius Gunter.

- Rushed for 85 yards on 21 carries (4.0 avg.) during the preseason, highlighted by a 25-yard TD run.

- Posted 3,330 rushing yards on 704 carries (4.7 avg.) at Louisiana-Lafayette, the third-highest yardage total in school history, and added 44 rushing TDs.

2015 SEASON: Has played in four games and has been inactive for three others (healthy scratch)...Has rushed for 19 yards on four carries

(4.8 avg.).

► **at Chicago Bears (Sept. 13):** Inactive (healthy scratch).

► **vs. Seattle Seahawks (Sept. 20):** Inactive (healthy scratch).

► **vs. Kansas City Chiefs (Sept. 28):** Made his NFL debut, appearing on four plays on offense and nine on special teams...On his first pro carry, which came late in the first quarter, picked up 16 yards down to the Kansas City 8 to help set up a 3-yard TD pass from QB Aaron Rodgers to WR Randall Cobb two plays later.

► **at San Francisco 49ers (Oct. 4):** Played eight snaps on special teams.

► **vs. St. Louis Rams (Oct. 11):** Appeared on eight plays on special teams.

► **vs. San Diego Chargers (Oct. 18):** Inactive (healthy scratch).

► **at Denver Broncos (Nov. 1):** Played nine snaps on special teams and two on offense...Carried the ball on the final two plays of the game, rushing for 2 yards (1.0 avg.).

29 Casey Hayward, CB, 4th Year, Vanderbilt

• Was tied for No. 1 on the Packers in INTs (three, CB Tramon Williams) and was No. 2 in fumble recoveries (two) in 2014.

• Was tied for No. 1 on the team (LB Julius Peppers) and No. 7 in the NFL in 2014 for total takeaways with five (three INTs, two fumble recoveries).

• In 2014, was one of only two players in the NFL to register an INT return for a TD and a fumble recovery for a TD (DE J.J. Watt).

2015 SEASON: Has played in all seven games with five starts, opening three at LCB and two in the slot when the defense opened in nickel...Has posted 32 tackles (23 solo) and three passes defended.

► **at Chicago Bears (Sept. 13):** Played 66 snaps on defense and registered two tackles (one solo) and a pass defended, breaking up a QB Jay Cutler pass intended for WR Eddie Royal late in the first half.

► **vs. Seattle Seahawks (Sept. 20):** Started at LCB and played 56 of 60 snaps...Posted three tackles (two solo).

► **vs. Kansas City Chiefs (Sept. 28):** Didn't start as the defense opened up with three safeties, but played 70 of 71 snaps and registered five tackles (four solo), including a tackle for a loss...Was lined up in the slot against WR Jeremy Maclin on the first play of the second half, avoiding a block from Maclin to bring TE Travis Kelce down for a 3-yard loss at the Kansas City 17 on a short pass in the flat.

► **at San Francisco 49ers (Oct. 4):** Started at LCB and played 45 of 50 snaps, recording two tackles (one solo)...Helped limit the 49ers to just 196 yards of total offense and QB Colin Kaepernick to a 55.4 passer rating (13 of 25, 160 yards, one INT).

► **vs. St. Louis Rams (Oct. 11):** Started in the slot as the team opened in nickel, appearing on 59 of 71 plays...Posted four tackles (two solo) and helped limit QB Nick Foles to a 23.8 passer rating as he completed only 11 of 30 passes for 141 yards and one TD with a career-high four INTs (previous high was two INTs).

► **vs. San Diego Chargers (Oct. 18):** Started as the slot corner and played 90 of 92 snaps, recording five solo tackles...Blew past TE Antonio Gates to get to RB Melvin Gordon in the backfield and bring him down for a 2-yard loss on a run on San Diego's opening drive.

► **at Denver Broncos (Nov. 1):** Started at LCB and registered a career-high and team-leading 11 tackles (eight solo)...Added two passes defended, which tied him for the team lead.

7 Brett Hundley, QB, Rookie, UCLA

• Finished second in the NFL with a 129.6 passer rating during the pre-season, connecting on 45 of 65 passes (69.2 percent) for a league-high seven TDs with one INT.

• Finished his career at UCLA ranked No. 1 in school history in passing TDs (75), total offense (11,713 yards) and completions (837) despite playing just three seasons for the Bruins.

• Ranks No. 2 in school annals in passing yards (9,966), 300-yard passing games (10), rushing yards by a QB (1,747) and rushing TDs by a QB (30).

2015 SEASON: Has been inactive (healthy scratch) for all seven games.

33 Micah Hyde, DB, 3rd Year, Iowa

• Is tied for No. 1 in franchise history (Desmond Howard, Will Blackmon) with three career punt returns for TDs.

• Averaged 15.8 yards on 14 punt returns in 2014, No. 1 in the NFL among players with 14-plus returns and No. 3 in franchise history (min. 14 returns) for a single season, trailing only Billy Grimes (19.1 in 1950) and Willie Wood (16.1 in 1961).

• In 2014, set career highs in starts (12), total tackles (55), solo tackles (46) and passes defended (12). Also registered the first two interceptions of his career last season.

2015 SEASON: Has started all seven games, opening five at SS and the other two as the third CB...Has registered 38 tackles (35 solo), an interception, a fumble recovery and five passes defended...Ranks No. 4 on the team in tackles...Has also served as the punt returner, posting a 6.7-yard average on 12 returns...Has added three tackles on special teams.

► **at Chicago Bears (Sept. 13):** Started at SS in place of an injured Morgan Burnett (calf) and was one of three defensive players to appear on all 77 snaps...Posted four tackles (all solo) and also served as the team's punt returner, but did not have any returns.

► **vs. Seattle Seahawks (Sept. 20):** Started as the third CB as the Packers opened in nickel...Played 47 of 60 snaps on the evening, posting five tackles (all solo), a fumble recovery and a pass defended...Posted his first career fumble recovery to seal the win, scooping up RB Fred Jackson's fumble that was forced by LB Jayrone Elliott at the Green Bay 31 with 22 seconds remaining...Added a tackle on special teams.

► **vs. Kansas City Chiefs (Sept. 28):** Started at SS for the second time on the season for an injured Burnett (calf), appearing on all 71 plays, one of only two defenders to do so...Registered three tackles (two solo) and a pass defended and had four punt returns for 30 yards (7.5 avg.).

► **at San Francisco 49ers (Oct. 4):** Started at SS and played all 50 snaps, one of three defenders to do so for Green Bay...Finished No. 2 in the secondary with five tackles (all solo)...Helped limit the 49ers to just 196 yards of total offense and QB Colin Kaepernick to a 55.4 passer rating (13 of 25, 160 yards, one INT).

► **vs. St. Louis Rams (Oct. 11):** Started at SS and played all 71 snaps, one of four defenders to do so...Intercepted a Nick Foles pass late in the first quarter at the Green Bay 48, picking off his short pass that sailed over the head of WR Kenny Britt after Foles was hit by LB Julius Peppers...Finished with five tackles (all solo) and two passes defended...Added a tackle on special teams.

► **vs. San Diego Chargers (Oct. 18):** Started at SS and played 87 of 92 snaps, recording a season-high eight tackles (all solo) and a pass defended...With San Diego facing a fourth-and-3 at the Green Bay 12 early in the fourth quarter, broke up a back-shoulder throw from QB Philip Rivers intended for TE Antonio Gates near the goal line to force a turnover on downs.

► **at Denver Broncos (Nov. 1):** Started as the slot CB as the Packers opened in nickel and played all 67 snaps...Registered eight tackles (six solo) and added a tackle on special teams.

83 Jeff Janis, WR, 2nd Year, Saginaw Valley State

• Led the team with three TD catches during the 2015 preseason, finishing with 10 receptions for 149 yards (14.9 avg.).

• Appeared in three contests as a rookie in 2014, posting two receptions for 16 yards (8.0 avg.).

• Was inactive (healthy scratch) for the other 13 regular-season games and both playoff contests.

2015 SEASON: Has played in all seven games, seeing time on offense and special teams...Has two receptions for 79 yards (39.5 avg.)...Ranks No. 3 on the team with six tackles on special teams.

► **at Chicago Bears (Sept. 13):** Played nine snaps on special teams and one on offense.

► **vs. Seattle Seahawks (Sept. 20):** Appeared on 15 snaps on special teams and registered two tackles, the first of his career on special teams...Made a tackle of WR Tyler Lockett on the final play of the first half at the Seattle 25, limiting him to just an 11-yard kickoff return.

► **vs. Kansas City Chiefs (Sept. 28):** Posted two tackles on special

teams...Also saw action on offense with WR Davante Adams departing in the first quarter (ankle), playing a career-high 16 snaps.

►**at San Francisco 49ers (Oct. 4):** Played 15 snaps on offense and 16 on special teams...Registered a tackle.

►**vs. St. Louis Rams (Oct. 11):** Appeared on 14 plays on special teams.

►**vs. San Diego Chargers (Oct. 18):** Saw significant action on offense (40 snaps) after WR Ty Montgomery departed in the second quarter due to an ankle injury, and made an impact with his first catches of the season, posting 79 yards on two receptions (39.5 avg.)...Had a career-long 46-yard grab midway through the second quarter down to the San Diego 11 to help set up a Mason Crosby FG...On the play, was split out wide to the left against CB Jason Verrett and ran a deep route down the seam before adjusting and turning the route out to make a diving grab near the sideline...Made a 33-yard catch with just over five minutes remaining in the game on a drive that was capped off with Crosby's 28-yard FG that gave Green Bay a 27-20 lead...Was lined up in the slot to the right and came across the field to catch a flip pass from a scrambling Rodgers...Outran ILB Donald Butler as he took it down to the San Diego 20...Added a tackle on special teams, chasing down WR Jacoby Jones for a 5-yard loss at the San Diego 16 on a third-quarter punt return.

►**at Denver Broncos (Nov. 1):** Played 13 snaps on special teams and two on offense.

95 Datone Jones, DE, 3rd Year, UCLA

• Played in 13 games with three starts and appeared in both playoff contests in 2014. Ranked No. 4 on the team in pressures (15) and tied for No. 5 in QB hits (eight) during the regular season.

• In the 2014 postseason contest against Dallas, became the first Packer to register a blocked FG and a fumble recovery in a playoff game.

• Was one of four Packers to appear in all 16 games as a rookie in 2013, joining T David Bakhtiari, S Chris Banjo and CB Micah Hyde.

2015 SEASON: Has played in six games and has posted 10 tackles (eight solo), a sack, eight QB hits (No. 3 on the team), eight pressures (No. 3 on the team) and a pass defended...Also has a blocked FG.

►**at Chicago Bears (Sept. 13):** Did not play (reserve/suspended).

►**vs. Seattle Seahawks (Sept. 20):** Made his season debut, appearing on 15 plays...Posted two solo tackles, a QB hit and a pressure...Got into the backfield to stop RB Marshawn Lynch for a 1-yard loss on a run in the third quarter.

►**vs. Kansas City Chiefs (Sept. 28):** Played 22 snaps on defense and posted two solo tackles and a QB pressure.

►**at San Francisco 49ers (Oct. 4):** Appeared on 15 plays on defense, recording an assisted tackle, two QB hits and a pressure.

►**vs. St. Louis Rams (Oct. 11):** Recorded the first blocked FG of his career in the regular season when he deflected K Greg Zuerlein's 50-yard attempt in the third quarter...Had a hand in CB Quinten Rollins' INT return for a TD late in the first quarter as he beat RG Rodger Saffold to deliver a hit on QB Nick Foles and force an overthrow of his pass intended for TE Jared Cook...Led the team in both QB hits (four) and pressures (four) in just 22 snaps of action.

►**vs. San Diego Chargers (Oct. 18):** Played 25 snaps on defense and recorded two tackles (both solo), a sack, an additional tackle for a loss, a pressure, a QB hit and a pass defended...Got a hand up to deflect a QB Philip Rivers pass late in the first quarter on third down to force the Chargers to settle for a FG...Came off the edge from a stand-up position on the left side to beat T Joe Barksdale and chase down Rivers from behind for a 4-yard sack midway through the fourth quarter to force a San Diego punt...On third-and-goal from the Green Bay 2 with 23 seconds remaining in the game, made an inside move to beat RG D.J. Fluker and get into the backfield to stop RB Danny Woodhead for a 1-yard loss.

►**at Denver Broncos (Nov. 1):** Played 18 snaps on defense and posted three tackles (two solo)...In the second quarter, stopped RB Ronnie Hillman for a 1-yard loss on a second-down run and then brought him down again for no gain on third down to force the Broncos to settle for a 50-yard FG.

89 James Jones, WR, 9th Year, San Jose State

• Re-signed with the Packers in September 2015, returning to the team that he spent his first seven seasons in the league (2007-13) with before joining Oakland in 2014.

• Ranks 12th in franchise history in receiving yards (4,729), 11th in receptions (331) and tied for ninth in receiving TDs (43).

• Led the NFL with 14 TD catches in 2012, the first Packer to lead the league in the category since WR Sterling Sharpe did so with his franchise-record 18 in 1994.

2015 SEASON: Has started all seven games and has 22 receptions for a team-high 426 yards (19.4 avg.) and six TDs...Is tied for No. 4 in the league in TD catches...Is tied for No. 4 in the NFL with seven catches of 25-plus yards, already one shy of his career high (eight in 2013)...Among players with 20-plus receptions, ranks No. 2 in the league with a 19.4-yard receiving average and No. 9 with a first-down percentage of 77.3 (17 of 22)...Has made at least one 20-yard catch in six of seven games this season.

►**at Chicago Bears (Sept. 13):** In his first game back in a Green Bay uniform, started as the third WR and led the team with two TD receptions as part of a four-catch, 51-yard (12.8 avg.) afternoon...Became the first Packer to have two TD catches in a season opener since WR Antonio Freeman in 1998...Late in the first quarter, was split out wide to the left and made a leaping grab with his left hand over CB Alan Ball for the 13-yard score on the side of the end zone to put Green Bay up, 7-3...On his second TD, which came early in the third quarter, was split out left again and beat Ball on a slant for the 1-yard score...Caught a team-long 34-yard pass from Rodgers in the second quarter with Ball covering him.

►**vs. Seattle Seahawks (Sept. 20):** Started as the third WR and played 70 of 71 snaps, catching a TD pass for the second straight game...The score came on the opening drive as Jones was split out wide to the right, matched up against CB Richard Sherman...Rodgers drew DE Michael Bennett offside, creating a free play as Jones beat Sherman to the inside as Rodgers stepped up in the pocket and found him over the middle at the front of the end zone for the 29-yard score.

►**vs. Kansas City Chiefs (Sept. 28):** Led the team with 139 receiving yards and a TD on seven catches (19.9 avg.), the third-highest single-game yardage output of his career...Brought his season total to four TD catches, joining Cobb as the first Packers to post four receiving TDs in the first three games of the season since TE Keith Jackson did so in 1996...Became the first Packer to post a TD catch in each of the first three games of the season since TE Bubba Franks in 2001...On the 27-yard TD catch, which came with just under a minute remaining in the first half, was split out wide to the left against CB Marcus Cooper...Streaked down the field after the Chiefs jumped offside, making the back-shoulder catch in the end zone with Cooper losing his footing...Five of his seven catches went for first downs, including a team-long 52-yarder early in the fourth quarter that came on another free play...After the Chiefs jumped offside, made a back-shoulder grab down the seam at the Chiefs' 42 as S Tyvon Branch fell to the ground, taking it all the way down the right sideline to the Kansas City 8 to set up Rodgers' 4-yard TD pass to Cobb three plays later.

►**at San Francisco 49ers (Oct. 4):** Paced the team with 98 yards receiving on five catches (19.6 avg.), highlighted by a pair of 35-plus-yard catches...On third-and-7, made a sideline grab at the San Francisco 8 with CB Kenneth Acker in tight coverage, getting both feet in bounds on the 38-yard catch that would set up FB John Kuhn's 1-yard TD run three plays later to put Green Bay up, 17-3...Late in the first half, found an opening in the defense between Acker and LB NaVorro Bowman and then spun away from Acker and S Antoine Bethea as he took it down the left sideline for a 36-yard gain to the Green Bay 49.

►**vs. St. Louis Rams (Oct. 11):** Led the team with 77 yards receiving on two catches (38.5 avg.), highlighted by his 65-yard TD catch early in the third quarter that put the Packers ahead, 24-10...Was matched up with DB Lamarcus Joyner and caught a pass over the middle from Rodgers at the St. Louis 47 before taking it down the right sideline and outrunning S Rodney McLeod for the 65-yard score...It marked his longest TD reception since an 83-yarder vs. Detroit on Oct. 6, 2013, and it was his seventh career TD grab of 65-plus yards.

►**vs. San Diego Chargers (Oct. 18):** Posted his sixth TD catch of the

season, hauling in a back-shoulder throw from Rodgers with CB Brandon Flowers covering him for an 8-yard score late in the third quarter to put the Packers up, 24-17, a lead they wouldn't relinquish...Finished with two receptions for 30 yards (15.0 avg.).

►**at Denver Broncos (Nov. 1):** Started and played 47 of 53 snaps... Had one reception for 2 yards.

30 John Kuhn, FB, 10th Year, Shippensburg

- Has played in 129 games with the Packers (2007-15), the most by an offensive player on the team over that span.

- Selected to the Pro Bowl in 2014, his second career selection (2011), and was named first-team All-Pro by *The Associated Press* for the first time in his career. Became the first Green Bay fullback since William Henderson in 2004 to be named to the Pro Bowl and earn first-team All-Pro honors in the same season.

- Has blocked for a 1,000-yard rusher in four of his last seven seasons (Ryan Grant, 2008-09; Eddie Lacy, 2013-14).

2015 SEASON: Has played in all seven games, seeing time on offense and special teams...Has two carries for 4 yards (2.0 avg.) and a TD and three catches for 28 yards (9.3 avg.)...Has registered two tackles on special teams.

►**at Chicago Bears (Sept. 13):** Played seven snaps on offense and six on special teams.

►**vs. Seattle Seahawks (Sept. 20):** Appeared on nine plays on offense and eight on special teams.

►**vs. Kansas City Chiefs (Sept. 28):** Played 13 snaps on offense and 10 on special teams, recording a tackle.

►**at San Francisco 49ers (Oct. 4):** Scored on a 1-yard run up the middle midway through the third quarter to give Green Bay a 14-3 lead, his first rushing TD since the 2014 season opener at Seattle...Added an 8-yard catch in the third quarter, his first reception of the season.

►**vs. St. Louis Rams (Oct. 11):** Had a 3-yard run in the fourth quarter...Played 10 snaps on offense and seven on special teams.

►**vs. San Diego Chargers (Oct. 18):** Had two receptions for 20 yards (10.0 avg.), including a 19-yarder that he caught in the flat on third-and-3 and took down the sideline to the San Diego 13 to help set up QB Aaron Rodgers' 8-yard TD pass to WR James Jones two plays later that put Green Bay up, 24-17...It was his longest reception since a 20-yard grab vs. Minnesota on Nov. 24, 2013...Added a tackle on special teams.

►**at Denver Broncos (Nov. 1):** Played 11 snaps on special teams and two on offense.

27 Eddie Lacy, RB, 3rd Year, Alabama

- Holds the franchise record for the most total TDs (24) and the most rushing yards (2,317) by a player in his first two seasons in the NFL (2013-14).
- Ranks No. 9 in the NFL in rushing yards (2,615) and No. 4 in rushing TDs (22) since 2013.

- With 1,139 rushing yards in 2014, became just the fifth player in franchise history to register back-to-back 1,000-yard rushing seasons.

- Registered 100-plus yards from scrimmage in each of the last nine games last season, the longest streak in team history.

- Was named the NFL Offensive Rookie of the Year by *The Associated Press* in 2013, joining RB John Brockington (1971) as the only Packers to win the award since its inception in 1957.

2015 SEASON: Has played in seven games with six starts and has registered a team-high 298 rushing yards on 78 attempts (3.8 avg.) with two TDs...Also has 10 receptions for 92 yards (9.2 avg.).

►**at Chicago Bears (Sept. 13):** Paced the offense with 85 yards on 19 attempts (4.5 avg.), including a 2-yard TD plunge with just under two minutes remaining that gave Green Bay a 31-16 lead...Rushed for five first downs and added two catches for 14 yards (7.0 avg.), highlighted by a one-handed grab late in the first quarter...Extended to make the catch with his left hand on a shovel pass from QB Aaron Rodgers to pick up 9 yards and the first down.

►**vs. Seattle Seahawks (Sept. 20):** Had three carries for 9 yards (3.0 avg.), but left the game in the first quarter due to an ankle injury and did not return.

►**vs. Kansas City Chiefs (Sept. 28):** Despite being limited in practice during the week due to the ankle injury, started and rushed for 46 yards on 10 carries (4.6 avg.)...Added three receptions for 41 yards (13.7 avg.), highlighted by his 26-yard reception on Green Bay's opening TD drive when he caught a flip pass from Rodgers and hurdled LB Josh Mauga before taking it down the left sideline to the Kansas City 8.

►**at San Francisco 49ers (Oct. 4):** Led the team with a season-high 90 yards rushing on 18 carries (5.0 avg.), part of a season-best 162-yard effort by Green Bay on the ground...Matched his season high with five first downs.

►**vs. St. Louis Rams (Oct. 11):** Rushed for 27 yards on 13 carries (2.1 avg.) and had an 8-yard reception.

►**vs. San Diego Chargers (Oct. 18):** Carried the ball four times for 3 yards (0.8 avg.) and added two receptions for 17 yards (8.5 avg.).

►**at Denver Broncos (Nov. 1):** Led the team with 38 rushing yards and a TD on 11 carries (3.5 avg.)...Had a 15-yard run down to the Denver 7 late in the second quarter and then scored on a 2-yard run two plays later.

70 T.J. Lang, G, 7th Year, Eastern Michigan

- Has started 70 games over the past four-plus seasons (2011-15), the most by any Green Bay player on the offensive side of the ball over that span.

- Opened all 16 contests at RG in 2014 and was named a Pro Bowl alternate for the first time in his career.

- Has started 73 games during his career, opening contests at four different positions (39 at RG, 27 at LG, five at RT, two at LT).

2015 SEASON: Has started all six games at RG...Part of a line that has helped the Packers rank No. 10 in the league in scoring (24.9 ppg), No. 12 in rushing (122.0 ypg) and No. 2 in giveaways (four).

►**at Chicago Bears (Sept. 13):** Started at RG and played all 60 snaps as the offensive line didn't allow a sack of QB Aaron Rodgers...Protected Rodgers as he threw for 189 yards and three TDs on 18-of-23 passing for a 140.5 passer rating...Helped clear holes for a ground game that produced 133 yards on 30 carries (4.4 avg.), highlighted by RB Eddie Lacy's 85 yards on 19 attempts (4.5 avg.).

►**vs. Seattle Seahawks (Sept. 20):** Started at RG and played all 71 snaps...Helped protect Rodgers as he connected on 25 of 33 passes for 249 yards and two TDs with no INTs for a 116.9 passer rating...With Lacy departing after just eight snaps due to an ankle injury, helped clear holes for RB James Starks as he racked up 95 yards on 20 carries (4.8 avg.)...With 127 yards as a team on 29 attempts (4.4 avg.), it marked the first time since 2004 that the Packers posted 125-plus rushing yards in both of the first two games...Combo-blocked DE Michael Bennett with C Corey Linsley on Starks' game-long 35-yard run midway through the third quarter.

►**vs. Kansas City Chiefs (Sept. 28):** Started at RG and played all 76 snaps...Protected Rodgers as the line allowed just one sack to a Kansas City defense that had registered eight sacks in the first two games...Helped give Rodgers time to complete 24 of 35 passes for 333 yards and five TDs with no INTs, the fourth game of his career with five-plus TD passes, a franchise record...Also helped clear holes for a rushing attack that delivered 123 yards on 32 attempts (3.8 avg.), the third straight game this season that the Packers have registered 120-yards on the ground...It marked the first time since 1996 that Green Bay began a season with three consecutive 120-yard rushing games.

►**at San Francisco 49ers (Oct. 4):** Started at RG and played all 73 snaps, helping the Packers rush for a season-high 162 yards and a TD on 33 attempts (4.9 avg.)...It marked the fourth straight 120-yard rushing effort by the Packers, the first time they had cleared that mark in each of the first four games since 1971...Helped the Packers control the clock for a season-high 36:34.

►**vs. St. Louis Rams (Oct. 11):** Started at RG and appeared on 24 snaps before departing the game with a knee injury with just over six minutes remaining in the second quarter...Did not return.

►**vs. San Diego Chargers (Oct. 18):** Started at RG and played all 53 snaps despite being limited in practice during the week after sustaining a knee injury in Week 5...Helped the Packers post 133 rushing yards on just 17 carries, a 7.8-yard average that was the best by Green Bay since Oct.

10, 2010, at Washington (9.2, 17-157)...Helped clear the way for Starks' 112 yards on just 10 carries (11.2 avg.), the best yards-per-carry average by an NFL back this season (min. 10 att.)...On Green Bay's first offensive snap, sealed ILB Donald Butler to help clear a lane for Starks on a toss play that picked up 25 yards...Had a key fumble recovery early in the fourth quarter with the Packers protecting a 24-20 lead...Recovered a fumble by RB Eddie Lacy at the Green Bay 25 to retain possession.

►**at Denver Broncos (Nov. 1):** Started at RG and played 51 of 53 snaps...Was out of the game for the final two plays (coach's decision).

63 Corey Linsley, C, 2nd Year, Ohio State

- Started every game in 2014, becoming the first rookie center to do so for the Packers since the league went to a 16-game schedule in 1978.

- Was named to the PFWA's All-Rookie team, the first Green Bay center to be honored since its inception in 1974.

- Became the first Green Bay rookie to start at center in the season opener since the 1970 AFL-NFL merger.

- Was the only player on offense to play every snap for the Packers in 2014.

2015 SEASON: Has started all seven games at C...Part of a line that has helped the Packers rank No. 10 in the league in scoring (24.9 ppg), No. 12 in rushing (122.0 ypg) and No. 2 in giveaways (four).

►**at Chicago Bears (Sept. 13):** Started at C and played all 60 snaps as the offensive line didn't allow a sack of QB Aaron Rodgers...Protected Rodgers as he threw for 189 yards and three TDs on 18-of-23 passing for a 140.5 passer rating...Helped clear holes for a ground game that produced 133 yards on 30 carries (4.4 avg.), highlighted by RB Eddie Lacy's 85 yards on 19 attempts (4.5 avg.).

►**vs. Seattle Seahawks (Sept. 20):** Started at C and played all 71 snaps...Helped protect Rodgers as he connected on 25 of 33 passes for 249 yards and two TDs with no INTs for a 116.9 passer rating...With Lacy departing after just eight snaps due to an ankle injury, helped clear holes for RB James Starks as he racked up 95 yards on 20 carries (4.8 avg.)...With 127 yards as a team on 29 attempts (4.4 avg.), it marked the first time since 2004 that the Packers posted 125-plus rushing yards in both of the first two games...Combo-blocked DE Michael Bennett with G T.J. Lang on Starks' game-long 35-yard run midway through the third quarter, knocking Bennett to the ground and then moving on to block LB K.J. Wright.

►**vs. Kansas City Chiefs (Sept. 28):** Started at C and played all 76 snaps...Protected Rodgers as the line allowed just one sack to a Kansas City defense that had registered eight sacks in the first two games...Helped give Rodgers time to complete 24 of 35 passes for 333 yards and five TDs with no INTs, the fourth game of his career with five-plus TD passes, a franchise record...Also helped clear holes for a rushing attack that delivered 123 yards on 32 attempts (3.8 avg.), the third straight game this season that the Packers have registered 120-yards on the ground...It marked the first time since 1996 that Green Bay began a season with three consecutive 120-yard rushing games.

►**at San Francisco 49ers (Oct. 4):** Started at C and played all 73 snaps, helping the Packers rush for a season-high 162 yards and a TD on 33 attempts (4.9 avg.)...It marked the fourth straight 120-yard rushing effort by the Packers, the first time they had cleared that mark in each of the first four games since 1971...Helped the Packers control the clock for a season-high 36:34.

►**vs. St. Louis Rams (Oct. 11):** Started at C and appeared on all 62 snaps...Part of a line that gave up just two sacks to a St. Louis defense that entered the game tied for No. 2 in the league in the category with 17 in the first four contests.

►**vs. San Diego Chargers (Oct. 18):** Started at C and played all 53 snaps...Helped the Packers post 133 rushing yards on just 17 carries, a 7.8-yard average that was the best by Green Bay since Oct. 10, 2010, at Washington (9.2, 17-157)...Helped clear the way for Starks' 112 yards on just 10 carries (11.2 avg.), the best yards-per-carry average by an NFL back this season (min. 10 att.)...On Green Bay's first offensive snap, sealed DE Kendall Reyes to help clear a lane for Starks on a toss play that picked up 25 yards.

►**at Denver Broncos (Nov. 1):** Started at C and played all 53 snaps.

8 Tim Masthay, P, 6th Year, Kentucky

- Ranks No. 1 in team history (min. 150 attempts) in both career gross punting average (44.2) and career net punting average (38.3).

- Ranks No. 1 in team annals (since 1976) for the most career punts placed inside the 20 with 120, having surpassed Craig Hentrich's mark of 104 last season.

- Set a franchise record (since 1976) with a 38.95-yard net punting average in 2013, and holds the top four single-season marks (2010-13) in team annals.

- His 45.6-yard gross average in 2011 set a franchise record, eclipsing the 45.0-yard mark set by Hentrich in 1997. Holds two of the top four single-season gross punting averages in team history (44.6 in 2013).

2015 SEASON: Has posted a 44.2-yard gross average and a net average of 39.2 yards on 29 punts this season...Has placed six punts inside the 20 with three touchbacks...Has also served as the holder for all field goals and extra points.

►**at Chicago Bears (Sept. 13):** Punted twice for a 48.5-yard gross average and a 33.0-yard net...Had a long punt of 54 yards.

►**vs. Seattle Seahawks (Sept. 20):** Posted a 46.3-yard gross average and a 39.0-yard net average on three punts.

►**vs. Kansas City Chiefs (Sept. 28):** Punted five times on the evening, recording a 43.0-yard gross average and a net average of 39.4 yards...Placed two punts inside the 20.

►**at San Francisco 49ers (Oct. 4):** Recorded a 39.2-yard gross average and a 37.2-yard net average on six punts...Placed a 48-yarder out of bounds at the San Francisco 10 in the first quarter.

►**vs. St. Louis Rams (Oct. 11):** Punted four times for a 47.8-yard gross average and a 36.8-yard net average.

►**vs. San Diego Chargers (Oct. 18):** Posted a season-best 42.3-yard net punting average on four punts, including two punts placed inside the 20...With San Diego posting minus-7 return yards on his four punts, he recorded a higher net average than gross average (40.5) for the first time in his career...It was also the first time a Green Bay punter had accomplished that feat since B.J. Sander on Sept. 18, 2005, vs. Cleveland.

►**at Denver Broncos (Nov. 1):** Posted a 46.2-yard gross average and a 43.8-yard net average on his five punts...The net average was his top mark (min. four punts) since Week 7 last season vs. Carolina (44.0 yards on five punts).

52 Clay Matthews, LB, 7th Year, Southern California

- Ranks third in franchise history with 65.5 career sacks, trailing only DEs Kabeer Gbaja-Biamila (74.5) and Reggie White (68.5).

- Started all 16 games for the first time in his career in 2014, opening four at LOLB, six at ROLB and six at MLB. Played on the inside for the first time in his career beginning in Week 10.

- Named to his fifth career Pro Bowl in 2014 (the most by a Green Bay LB) after recording 69 tackles, a team-best 11.0 sacks (No. 12 in the NFL), an interception, two forced fumbles, six passes defended, 17 QB hits (tied for No. 2 on the team) and 21 pressures (No. 2 on the team).

- Joined Houston DE J.J. Watt and Denver OLB DeMarcus Ware as the only players in the league with at least one interception, one forced fumble and 10 sacks in 2014.

- Has posted 14.0 sacks since Week 8 last season, which is tied for No. 4 in the league over that span.

2015 SEASON: Has started all seven games at MLB and ranks No. 3 on the team with 40 tackles (28 solo)...Ranks No. 2 on the team with 4.5 sacks...Leads the team in both QB hits (11) and pressures (16) and has added an interception and a fumble recovery.

►**at Chicago Bears (Sept. 13):** Started at MLB and made one of the critical plays in the game with just under four minutes remaining when he picked off QB Jay Cutler in Green Bay territory with the Packers protecting a 24-16 lead...On the play, was lined up on the inside and dropped to his left into coverage, stepping in front of TE Martellus Bennett at the Green Bay 20 and returning the interception 42 yards as he took it down the left sideline before turning it up the field...It was the second-longest return of his career and the second straight year that he posted an INT return of 40-plus yards at Chicago (40-yard return, Sept. 28, 2014).

►**vs. Seattle Seahawks (Sept. 20):** Started at MLB and played all 60 snaps, one of four Green Bay defenders to do so...Registered two tackles (one solo) and helped limit RB Marshawn Lynch to just 41 yards on 15 carries (2.7 avg.).

►**vs. Kansas City Chiefs (Sept. 28):** Started at MLB and played 67 of 71 snaps...Registered two sacks, the 13th two-sack game of his career (No. 4 in team history)...Late in the third quarter, was lined up inside and then bounced it out to the left sideline to chase QB Alex Smith down and trip him up for a 1-yard sack at the Green Bay 38...Was standing up on the line in the fourth quarter and then blew past G Ben Grubbs to bring Smith down for a 7-yard sack at the Green Bay 49...Finished with five tackles (four solo) and added a team-high six QB pressures and a QB hit.

►**at San Francisco 49ers (Oct. 4):** Shot between DTs Mike Daniels and B.J. Raji to come up the middle untouched to get to QB Colin Kaepernick for an 8-yard sack on a third down midway through the third quarter to force a San Francisco punt...Earlier in the quarter, stopped RB Carlos Hyde for a 3-yard loss on a run to the right...Finished with three tackles (two solo), three pressures and a QB hit...Helped limit the 49ers to just one rushing first down and Hyde to only 20 yards rushing on eight carries (2.5 avg.).

►**vs. St. Louis Rams (Oct. 11):** Midway through the first quarter, came from around the right end from his MLB spot to share a 7-yard sack of QB Nick Foles with LB Nick Perry...With 4:40 remaining in the fourth quarter, perfectly timed a blitz up the middle to get to Foles untouched for an 8-yard sack...Finished with five tackles (two solo), three QB hits and two pressures.

►**vs. San Diego Chargers (Oct. 18):** Started at MLB and played 91 of 92 snaps, finishing with seven tackles (four solo), a team-high four QB hits, a team-best four pressures and a fumble recovery...Registered the first fumble recovery since his rookie season of 2009 when he dove on RB Melvin Gordon's fumble forced by S Ha Ha Clinton-Dix at the San Diego 34 with a little over six minutes remaining in the first half...On first-and-goal from the Green Bay 3 with 33 seconds remaining, stuffed RB Danny Woodhead for just a 1-yard gain.

►**at Denver Broncos (Nov. 1):** Started at MLB and played 63 of 67 snaps, departing the game briefly in the third quarter with an ankle injury, but did return...Finished with eight tackles (seven solo) and a QB hit...Brought down RB Ronnie Hillman for a 5-yard loss on a screen pass late in the first half.

88 Ty Montgomery, WR, Rookie, Stanford

- Finished his career at Stanford as the school's all-time leader in kickoff return yards with 2,493, besting Chris Owusu's mark of 2,132 yards from 2008-11.

- Posted 5,190 all-purpose yards with the Cardinal (334 rushing, 2,125 receiving, 238 PR, 2,493 KOR), the fourth most in school history behind Darrin Nelson, Glyn Milburn and Troy Walters.

- Earned second-team All-Pacific-12 honors as a return specialist and honorable mention All-Pac-12 recognition as a wide receiver as a senior in 2014.

2015 SEASON: Has played in six games with three starts, seeing action on offense and special teams...Has missed one contest due to an ankle injury...Has caught 15 passes for 136 yards (9.1 avg.) and two TDs...Has posted a 31.1-yard average on seven kickoff returns and has rushed for 14 yards on three carries (4.7 avg.).

►**at Chicago Bears (Sept. 13):** Served as the primary kickoff returner, posting a 35.3-yard average on his three returns...Registered a 41-yard return to the Chicago 39 on his first career return and later added a 46-yarder on the opening kick of the second half to help set up a Green Bay TD drive.

►**vs. Seattle Seahawks (Sept. 20):** Saw the first action of his career on offense, playing 25 snaps and catching four passes for 37 yards (9.3 avg.)...Three of the four catches came on Green Bay's go-ahead TD drive early in the fourth quarter, highlighted by a 17-yard grab...On the play, was lined up in the slot and caught a pass from QB Aaron Rodgers in the right flat, bouncing off tackle attempts by LB Bobby Wagner and CB Richard Sherman as he spun away for extra yardage...Also made a key play late in

the first half when he drew a 52-yard pass interference penalty on Sherman as he streaked down the right sideline and made a leaping attempt for Rodgers' pass at the Seattle 35.

►**vs. Kansas City Chiefs (Sept. 28):** Saw significant action (66 snaps) with starting WR Davante Adams departing the game after just three plays due to an ankle injury...Caught two passes for 14 yards (7.0 avg.), highlighted by the first TD of his career, an 8-yard catch from Rodgers with just under 10 minutes remaining in the first quarter to give Green Bay a 7-0 lead...Was split out wide to the left against CB Marcus Cooper and made an inside move to gain separation before bouncing it back outside to make the grab from Rodgers and take it in for his first NFL score...Also posted a 32.0-yard average on his two kickoff returns.

►**at San Francisco 49ers (Oct. 4):** Started his first NFL game, opening as the third WR with WR Davante Adams sidelined (ankle)...Played 72 of 73 snaps and caught three passes for 15 yards (5.0 avg.)...Also registered the first rushing attempts of his pro career, picking up 10 yards on two carries (5.0 avg.).

►**vs. St. Louis Rams (Oct. 11):** Started for the second straight game as the third WR and caught a career-high four passes for a career-best 59 yards (14.8 avg.) and a TD...On third-and-6 on Green Bay's opening drive, came across the middle and found himself wide open at the St. Louis 24, catching the pass from Rodgers and taking it the rest of the way down the middle for the 31-yard TD.

►**vs. San Diego Chargers (Oct. 18):** Started as the third WR, posting two catches for 11 yards (5.5 avg.) and a 4-yard run, but left the game after sustaining an ankle injury on his 6-yard reception early in the second quarter...Did not return.

►**at Denver Broncos (Nov. 1):** Inactive (ankle).

55 Andy Mulumba, LB, 3rd Year, Eastern Michigan

- Saw action in two games on special teams in 2014 before being placed on season-ending injured reserve on Sept. 19 due to a knee injury.

- Appeared in 14 games with three starts as a rookie in 2013, recording 34 tackles (17 solo), a sack and a fumble recovery.

- One of three rookie free agents to make the opening-day roster in 2013, he was tied with CB Micah Hyde for the most starts by a Green Bay rookie on the defensive side of the ball with three. Was tied for No. 6 on the team with five tackles on special teams in '13.

2015 SEASON: Has played in five games, seeing time on defense and special teams...Has been inactive for two contests (healthy scratch)...Has posted two assisted tackles on defense and two tackles on special teams on special teams.

►**at Chicago Bears (Sept. 13):** Inactive (healthy scratch).

►**vs. Seattle Seahawks (Sept. 20):** Played 10 snaps on defense and three on special teams.

►**vs. Kansas City Chiefs (Sept. 28):** Posted a tackle on special teams, seeing action on 11 plays.

►**at San Francisco 49ers (Oct. 4):** Appeared on five plays on special teams.

►**vs. St. Louis Rams (Oct. 11):** Played 13 snaps on defense and one on special teams.

►**vs. San Diego Chargers (Oct. 18):** Appeared on 18 plays on defense and six on special teams...Registered an assisted tackle on defense and a tackle on special teams.

►**at Denver Broncos (Nov. 1):** Inactive (healthy scratch).

96 Mike Neal, LB, 6th Year, Purdue

- Has registered 16.0 sacks since 2012, good for No. 3 on the team over that span.

- Was limited to just nine games as a pro due to injuries over the course of his first two seasons (2010-11), but rebounded to play in 43 games with 14 starts over the last three seasons (2012-14), including all 16 contests in both 2013 and 2014.

- Enjoyed the finest season of his career in 2013 after transitioning to a hybrid OLB/DE role and going on to set new career highs in every major statistical category.

2015 SEASON: Has played in all seven games with six starts, opening

two contests at LOLB and four at ROLB...Has registered 19 tackles (13 solo), two sacks, three QB hits and four pressures.

►**at Chicago Bears (Sept. 13):** Started at LOLB and played 55 snaps on the afternoon...Registered two tackles (both solo), including a stop of RB Matt Forte for a 1-yard loss on a third-quarter run.

►**vs. Seattle Seahawks (Sept. 20):** Started at ROLB and played 42 snaps, recording a season-high five tackles (two solo)...Stayed home at his ROLB spot to bring down QB Russell Wilson for a 2-yard loss on a zone-read play midway through the fourth quarter.

►**vs. Kansas City Chiefs (Sept. 28):** Played 44 snaps on defense and shared a sack with DT Mike Daniels early in the third quarter...Came off the right side and got past T Donald Stephenson to bring QB Alex Smith down for a 7-yard loss at the Kansas City 28...Finished with two tackles (one solo) and a pressure.

►**at San Francisco 49ers (Oct. 4):** With just under 4:30 remaining and the Packers leading, 17-3, came untouched off of the left side to sack QB Colin Kaepernick for an 8-yard loss on fourth down, forcing a turnover on downs.

►**vs. St. Louis Rams (Oct. 11):** Started at ROLB and played 45 snaps...Posted three tackles (two solo), two pressures and a QB hit...Got into the backfield to trip up RB Todd Gurley for a 3-yard loss on a third-quarter run.

►**vs. San Diego Chargers (Oct. 18):** Started at ROLB and played 64 snaps, finishing with three tackles (two solo), a half-sack, two QB hits, a pressure and a forced fumble...Came through unblocked from his LOLB position for a shared 8-yard sack of QB Philip Rivers with DT Mike Daniels early in the fourth quarter for an 8-yard loss back to the Green Bay 30...Forced a fumble in the first quarter, coming across the play from his ROLB spot to punch the ball out from RB Melvin Gordon at the Green Bay 29, a fumble that was recovered by Chargers G D.J. Fluker.

►**at Denver Broncos (Nov. 1):** Started at ROLB, appearing on 51 plays and recording three tackles (all solo)...Fought off a block from TE Virgil Green to bring down RB Juwan Thompson for a 1-yard loss on a third-quarter run...Added another tackle for loss later in the game, coming up the middle to drop RB C.J. Anderson for a 3-yard loss on third down with just under two minutes remaining in the game.

51 Nate Palmer, LB, 3rd Year, Illinois State

• Spent the entire 2014 season on injured reserve due to a knee injury sustained in the final preseason game.

• Appeared in eight games as a rookie in 2013, making two starts at OLB and registering 18 tackles (12 solo). Added a tackle on special teams.

• Made his first career start in Week 7 vs. Cleveland with Clay Matthews and Nick Perry both sidelined with injuries, and posted six tackles (three solo).

2015 SEASON: Has played in all seven games with six starts at BLB...Ranks No. 2 on the team with 51 tackles (37 solo) and leads the LBs with three passes defended...Has added a tackle on special teams.

►**at Chicago Bears (Sept. 13):** Saw significant action in his hometown in relief of starting LB Sam Barrington, who left the game in the first quarter due to an ankle injury and did not return...Played 61 snaps and finished second on the team with nine tackles (six solo) and a pass defended.

►**vs. Seattle Seahawks (Sept. 20):** Started at BLB, the first start of his career on the inside, and led the linebackers with six tackles (four solo) and a pass defended...Helped limit RB Marshawn Lynch to just 41 yards on 15 carries (2.7 avg.).

►**vs. Kansas City Chiefs (Sept. 28):** Started at BLB, appearing on 35 plays, and registered four tackles (three solo)...Late in the first quarter, perfectly read a screen pass from QB Alex Smith to RB Jamaal Charles, fighting off a block by G Ben Grubbs to bring Charles down for just a 1-yard gain at the Kansas City 21...Helped limit Charles to just 49 yards rushing on 11 carries (4.5 avg.), with a long of 13 yards.

►**at San Francisco 49ers (Oct. 4):** Started at BLB and played 37 snaps...Led the LBs with six tackles (five solo) and a pass defended...Helped limit the 49ers to just one rushing first down and RB Carlos Hyde to only 20 yards rushing on eight carries (2.5 avg.)...Added a tackle on special teams.

►**vs. St. Louis Rams (Oct. 11):** Started at BLB, appearing on 52 snaps and recording five tackles (four solo)...Helped limit QB Nick Foles to a 23.8 passer rating as he completed only 11 of 30 passes for 141 yards and one TD with a career-high four INTs (previous high was two INTs).

►**vs. San Diego Chargers (Oct. 18):** Started at BLB and played 80 snaps, finishing with a team-leading and career-high 13 tackles (nine solo)...Added a QB pressure...Helped limit the Chargers to just 60 yards rushing on 21 carries (2.9 avg.).

►**at Denver Broncos (Nov. 1):** Started at BLB, appearing on 53 plays and recording eight tackles (six solo).

64 Mike Pennel, DT, 2nd Year, Colorado State-Pueblo

• Made the team as a rookie free agent and played in 13 games in 2014. One of two non-drafted rookie free agents to be on the Packers' 53-man roster for Week 1 (LB Jayrone Elliott).

• Recorded 18 tackles, the second most among Packers rookies last season, trailing only Ha Ha Clinton-Dix (95).

2015 SEASON: Has played in all seven games with three starts and has posted 18 tackles (11 solo).

►**at Chicago Bears (Sept. 13):** Opened at DE, the first start of his NFL career, and played 13 snaps...Recorded two tackles (one solo).

►**vs. Seattle Seahawks (Sept. 20):** Played 20 snaps and registered three tackles (one solo) and a pressure...Helped limit RB Marshawn Lynch to just 41 rushing yards on 15 attempts (2.7 avg.)...Fought off blocks by T Garry Gilliam and G J.R. Sweezy to trip up Lynch for a 1-yard loss on run early in the second quarter.

►**vs. Kansas City Chiefs (Sept. 28):** Started at DE, playing 10 snaps and recording three tackles (all solo).

►**at San Francisco 49ers (Oct. 4):** Opened at DE and played eight snaps.

►**vs. St. Louis Rams (Oct. 11):** Played 17 snaps on defense and registered two tackles (one solo).

►**vs. San Diego Chargers (Oct. 18):** Appeared on 24 plays on defense and recorded three tackles (two solo), two QB hits and a pressure.

►**at Denver Broncos (Nov. 1):** Played 17 snaps and registered a career-high five tackles (three solo).

56 Julius Peppers, LB, 14th Year, North Carolina

• In his first season in Green Bay (2014), joined Houston DE J.J. Watt as the only players in the NFL to record a sack, a forced fumble, a fumble recovery, an interception and a defensive TD.

• In 2014, became the first LB in franchise history to post two TD returns on interceptions in the same season. Is the only player in NFL history with 100 sacks and four INT returns for TDs.

• Has been selected to the Pro Bowl eight times during his career (2004-06, 2008-12) and has been named first-team All-Pro by *The Associated Press* three times (2004, 2006, 2010). Was named to the NFL's All-Decade Team for the 2000s.

• Since entering the NFL in 2002, ranks No. 3 in the league in both sacks (131.0) and forced fumbles (44).

• Ranks No. 14 in NFL history (since 1982) with 131.0 career sacks.

2015 SEASON: Has started all seven games, opening three at ROLB and four at LOLB, and leads the team with 5.5 sacks (tied for No. 8 in the NFL)...Has posted at least one sack in five games this season, which is tied for No. 2 in the NFL behind only Lions DE Ezekiel Ansah (six)...Has registered 17 tackles (13 solo), five QB hits and seven pressures.

►**at Chicago Bears (Sept. 13):** Started at ROLB and registered 1.5 sacks, moving past LB Derrick Thomas (126.5) for No. 15 in NFL history...On the first sack, a 2-yarder on third down on Chicago's opening drive that was shared with DT B.J. Raji, fought off T Kyle Long to bring Cutler down as the Bears were forced to settle for a field goal...On Chicago's next possession, beat Long again on third down, this time bringing Cutler down on his own for a 10-yard loss to force a Chicago punt...Finished with five tackles (all solo) and a QB pressure.

►**vs. Seattle Seahawks (Sept. 20):** Started at LOLB and recorded a sack and a pressure...Was credited with a 1-yard sack as he chased QB Russell Wilson out of bounds early in the third quarter.

►**vs. Kansas City Chiefs (Sept. 28):** Opened at ROLB and registered two tackles (one solo) and two pressures, seeing action on 50 plays.

►**at San Francisco 49ers (Oct. 4):** Started at ROLB and played 30 snaps...Came off the left side and fought off a block from T Erik Pears to get to QB Colin Kaepernick and drag him down by one leg for a 6-yard sack in the fourth quarter...Finished with two solo tackles.

►**vs. St. Louis Rams (Oct. 11):** Started at LOLB and registered three tackles (all solo), a sack, a forced fumble, three QB hits and a pressure...Came from his ROLB spot and fought off a block from TE Lance Kendricks to register a 6-yard sack/forced fumble on QB Nick Foles late in the third quarter, a fumble the Rams recovered...Had a hand in a turnover play earlier in the game in the first quarter, walking back LT Greg Robinson to put a hit on Foles and force an overthrow on his pass intended for WR Kenny Britt, one that was intercepted by DB Micah Hyde at the Green Bay 48.

►**vs. San Diego Chargers (Oct. 18):** Started at LOLB and played 71 snaps, finishing with two tackles (one solo), a sack, two pressures and a QB hit...Late in the third quarter, came from his LOLB position and walked back T Joe Barksdale to sack QB Philip Rivers for a 3-yard loss.

►**at Denver Broncos (Nov. 1):** Started at LOLB, appearing on 51 plays and recording two tackles (one solo) and a QB hit...Fought off a block by T Michael Schofield to join DT B.J. Raji as they brought RB Ronnie Hillman down for a 2-yard loss on a first-quarter run.

80 Justin Perillo, TE, 2nd Year, Maine

- Appeared in two games as a rookie in 2014, starting out the season on the practice squad for the first nine contests before being signed to the 53-man roster for the final seven games and both playoff contests.

- Was originally signed by Green Bay as a non-drafted free agent on May 12, 2014.

2015 SEASON: Has played in two games and has two catches for 27 yards (13.5 avg.)...Was on Green Bay's practice squad for the first five games before being signed to the active roster on Oct. 14.

►**vs. San Diego Chargers (Oct. 18):** Played seven snaps on offense and registered the first catch of his NFL career...Was split out to the left and made a diving grab near the right sideline with S Jahleel Addae covering him for a 21-yard gain to the Green Bay 33.

►**at Denver Broncos (Nov. 1):** Appeared on six plays on offense and posted a 6-yard reception.

53 Nick Perry, LB, 4th Year, Southern California

- Set a career high with 15 games played in 2014. Appeared in both playoff contests, including his first postseason start, and finished No. 3 on the team with 1.5 sacks.

- Battled injuries in each of his first two seasons, but was productive when healthy, tallying six sacks and three forced fumbles in his first 17 professional contests.

- Posted career highs in every statistical category in 2013, including starts (six), tackles (42), solo tackles (22), sacks (four) and forced fumbles (three).

2015 SEASON: Has played in six games with one start and has recorded 16 tackles (10 solo), 3.5 sacks (No. 3 on the team), a forced fumble and two QB pressures...Has been inactive for one game (shoulder/hand).

►**at Chicago Bears (Sept. 13):** Played 31 snaps and registered an assisted tackle and a QB pressure.

►**vs. Seattle Seahawks (Sept. 20):** Appeared on 32 plays and posted a season-high five tackles (three solo)...On Seattle's opening drive, came from his ROLB spot to drop RB Marshawn Lynch in the backfield for a 3-yard loss at the Seattle 5 to force a punt.

►**vs. Kansas City Chiefs (Sept. 28):** Made his first start of the season, opening at LOLB and playing 33 snaps...Posted his first sack of the season when he blew past T Donald Stephenson and punched the ball out of QB Alex Smith's hand on the 6-yard sack, a fumble that was recovered by the Chiefs...Midway through the third quarter, came off the right side and walked Stephenson back to force Smith out of the pocket as he scrambled to his left and was picked off by CB Sam Shields at the Kansas City 19 to set up a Green Bay TD...Finished with two tackles (one solo) and a QB pressure.

►**at San Francisco 49ers (Oct. 4):** On a first-and-goal for San

Francisco at the Green Bay 5 in the second quarter, blew past T Joe Staley to sack QB Colin Kaepernick for a 10-yard loss and help force the 49ers to settle for a field goal....Posted his second sack on the afternoon early in the fourth quarter when he brought Kaepernick down for a 2-yard loss after he stepped up in the pocket...It marked his third straight season (2013-15) with a two-sack game, one of only two Packers to do so over that span (LB Clay Matthews).

►**vs. St. Louis Rams (Oct. 11):** Played 12 snaps before departing in the second quarter due to a shoulder injury, and did not return...Shared a 7-yard sack of QB Nick Foles with Matthews midway through the first quarter, coming from his ROLB spot and fighting off a chip block from TE Cory Harkey to get to the QB...Finished with three tackles (all solo).

►**vs. San Diego Chargers (Oct. 18):** Inactive (shoulder/hand).

►**at Denver Broncos (Nov. 1):** Returned to action, appearing on 15 snaps...Registered three tackles (one solo).

81 Andrew Quarless, TE, 6th Year, Penn State

- Appeared in all 16 games for the second straight season in 2014, opening a career-high 11 contests and posting career bests for receiving yards (323) and TD catches (three).

- Moved into a starting role in 2013 in Week 8 following TE Jermichael Finley's season-ending neck injury and responded with a career-best 32 catches for 312 yards (9.8 avg.) and two TDs.

- Sidelined for the entire 2012 campaign as he continued his rehabilitation from a significant knee injury sustained at the N.Y. Giants in Week 13 of the 2011 season.

2015 SEASON: Has played in three games and has two catches for 14 yards (7.0 avg.)...Was placed on injured reserve/designated for return on Sept. 30.

►**at Chicago Bears (Sept. 13):** Played 24 snaps, helping to protect QB Aaron Rodgers as he was not sacked and threw for 189 yards and three TDs on 18-of-23 passing...Also helped clear the way for Green Bay's 133 rushing yards on 30 attempts (4.4 avg.).

►**vs. Seattle Seahawks (Sept. 20):** Appeared on 20 plays and helped block for RB James Starks, who registered 95 yards on 20 carries (4.8 avg.) in relief of injured RB Eddie Lacy...Came across the backfield to deliver a key block on LB Bruce Irvin to help spring Starks for a game-long 35-yard run midway through the third quarter.

►**vs. Kansas City Chiefs (Sept. 28):** Posted his first catches of the season, hauling in two passes for 14 yards (7.0 avg.), but sustained a knee injury on his 7-yard grab down to the Kansas City 22 after taking a low hit from CB Marcus Peters midway through the second quarter...Left the game and did not return.

90 B.J. Raji, DT, 7th Year, Boston College

- Earned his first bid to the Pro Bowl in 2011, becoming the first Green Bay defensive tackle since Bob Brown in 1972 to be voted to the all-star team.

- Missed the entire 2014 season with a biceps injury suffered during a preseason game vs. Oakland (Aug. 22).

- Played in 70 games from 2010-13 (including playoffs), tied for the second most in the NFL by a defensive lineman over that span.

- Led all NFL nose tackles with 6½ sacks in 2010, the most recorded by a nose tackle since Minnesota's Ken Clarke posted seven in 1990 (according to STATS LLC).

2015 SEASON: Has started all six games he has played in at NOSE and ranks No. 2 on the defensive line with 22 tackles (10 solo)...Has added a half-sack, a QB hit, two pressures and a pass defended.

►**at Chicago Bears (Sept. 13):** Started and played 48 snaps...Fought off a block by G Vladimir Ducasse to split a 2-yard sack of QB Jay Cutler with LB Julius Peppers on Chicago's opening drive, forcing the Bears to settle for a 28-yard Robbie Gould field goal.

►**vs. Seattle Seahawks (Sept. 20):** Started and played 42 snaps, helping limit RB Marshawn Lynch to just 41 yards on 15 carries (2.7 avg.)...Posted four tackles (three solo) and a pressure...On Seattle's opening drive, fought off a block by C Drew Nowak to drop Lynch in the backfield for a 2-yard loss...Made another stop of Lynch for a 2-yard loss midway through the second quarter.

►**vs. Kansas City Chiefs (Sept. 28):** Started and played 25 snaps,

posting an assisted tackle...Helped limit RB Jamaal Charles to just 49 yards rushing on 11 carries (4.5 avg.), with a long of 13 yards.

►**at San Francisco 49ers (Oct. 4):** Started and appeared on 24 plays, leading the defensive line with four tackles (two solo)...Helped limit the 49ers to just one rushing first down and RB Carlos Hyde to only 20 yards rushing on eight carries (2.5 avg.).

►**vs. St. Louis Rams (Oct. 11):** Started and played 26 snaps, but left the game early in the third quarter due a groin injury and did not return... Posted four tackles (two solo) prior to his departure.

►**vs. San Diego Chargers (Oct. 18):** Inactive (groin).

►**at Denver Broncos (Nov. 1):** Started and played 29 snaps, finishing with three assisted and a pass defended...Fought off a block by C Matt Paradis to join LB Julius Peppers as they brought RB Ronnie Hillman down for a 2-yard loss on a first-quarter run...Made a leaping left-handed deflection of a QB Peyton Manning pass intended for Hillman over the middle deep in Green Bay territory early in the fourth quarter on second down, helping to limit the Broncos to a FG.

23 Damarious Randall, CB, Rookie, Arizona State

• Earned first-team All-Pacific-12 honors at safety as a senior in 2014 after he led the Sun Devils in tackles (106) and passes defended (12) and tied for the team lead with three interceptions.

• Appeared in 12 games with nine starts as a junior in '13, his first season at Arizona State, and posted 71 tackles (48 solo), three interceptions, six passes defended and two forced fumbles.

• Was named an NJCAA first-team All-American in 2012 at Mesa (Ariz.) Community College after recording 69 tackles (50 solo), nine interceptions, 17 passes defended, a forced fumble and a fumble recovery.

2015 SEASON: Has played in all seven games with two starts and has posted 26 tackles (20 solo), an interception and nine passes defended (tied for No. 1 on the team).

►**at Chicago Bears (Sept. 13):** Played 61 snaps on defense and posted two tackles (one solo) and a team-high two passes defended...Broke up a QB Jay Cutler pass intended for WR Eddie Royal late in the first half and also broke up Cutler's deep pass intended for RB Matt Forte on the sideline in the third quarter inside the Green Bay 10-yard line.

►**vs. Seattle Seahawks (Sept. 20):** Played 14 snaps on defense and five on special teams...Registered a pass defended.

►**vs. Kansas City Chiefs (Sept. 28):** Played 54 snaps on defense and recorded two solo tackles and a pass defended...Perfectly timed a hit on RB Charcandrick West on a pass in the flat late in the fourth quarter, drilling West near the Green Bay 30 to break up the pass.

►**at San Francisco 49ers (Oct. 4):** Played 39 snaps and recorded three tackles (two solo) and a pass defended...On a third down at the Green Bay 15 with just over 4:30 remaining in the game, made a leaping deflection to break up a QB Colin Kaepernick pass intended for WR Torrey Smith in the end zone...Helped limit the 49ers to just 196 yards of total offense and Kaepernick to a 55.4 passer rating (13 of 25, 160 yards, one INT).

►**vs. St. Louis Rams (Oct. 11):** Made his first NFL start, opening at LCB with the defense opening in nickel...Played 33 snaps and registered four tackles (three solo)...Helped limit QB Nick Foles to a 23.8 passer rating as he completed only 11 of 30 passes for 141 yards and one TD with a career-high four INTs (previous high was two INTs).

►**vs. San Diego Chargers (Oct. 18):** Started at LCB for the second straight game with the team opening in nickel, and had a hand in the game's deciding play...Jumped QB Philip Rivers' pass intended for RB Danny Woodhead in the right flat on fourth-and-goal from the Green Bay 3 with 20 seconds remaining...Dove to make a deflection of the pass intended for Woodhead near the pylon to seal the victory...Finished with six tackles (all solo) and two passes defended.

►**at Denver Broncos (Nov. 1):** Playing through an ankle injury he sustained in practice during the week leading up to the game, appeared on 55 snaps and registered a career-high nine tackles (six solo), an interception and two passes defended...Posted the first INT of his NFL career on a third down with just under 10 minutes remaining in the game...On the play, made a diving catch on a pass from QB Peyton Manning intended for WR Andre Caldwell near the sideline at the Green Bay 29.

28 Sean Richardson, S, 4th Year, Vanderbilt

• Played in all 16 games in 2014 for the first time in his career and led the team with a career-high 17 tackles on special teams.

• Returned to the field late in the 2013 season after suffering a neck injury that ended his rookie campaign prematurely in 2012.

• Was one of four non-drafted free agents to make the club's opening-day roster in 2012, joining T Don Barclay, WR Jarrett Boykin and LB Dezman Moses.

2015 SEASON: Played in three games with one start before a neck injury ended his season...Recorded two tackles (both solo) and a pass defended on defense and one tackle on special teams...Was placed on injured reserve on Oct. 14.

►**at Chicago Bears (Sept. 13):** Started his first career game as the Packers opened with three safeties on the field...Played 28 snaps on defense and 15 on special teams...Posted two solo tackles and a QB pressure on defense.

►**vs. Seattle Seahawks (Sept. 20):** Played four snaps on defense, recording a pass defended, and 19 on special teams.

►**vs. Kansas City Chiefs (Sept. 28):** Inactive due to an ankle injury sustained in practice on Sept. 25.

►**at San Francisco 49ers (Oct. 4):** Played 16 snaps on defense and 16 on special teams.

►**vs. St. Louis Rams (Oct. 11):** Was inactive due to a neck injury sustained in practice leading up to the game.

22 Aaron Ripkowski, FB, Rookie, Oklahoma

• Former walk-on played in 47 games, starting 17 contests in four seasons.

• Winner of the Don Key Award, presented annually to an Oklahoma Sooner senior who exemplifies all-around excellence in the classroom and on the field.

• Named first-team All-Big 12 by 247Sports.com and second-team All-Big 12 by the league's coaches after the 2014 season.

• Saw the most extensive offensive action as a senior, starting a career-best nine games and recording four touchdowns (three rushing and one receiving).

2015 SEASON: Has played in all seven games, seeing action primarily on special teams, and has posted three tackles.

►**at Chicago Bears (Sept. 13):** Played 12 snaps on special teams in his pro debut and recorded a tackle...Also fielded a squib kick by K Robbie Gould late in the first half but did not attempt a return.

►**vs. Seattle Seahawks (Sept. 20):** Appeared on 19 plays on special teams.

►**vs. Kansas City Chiefs (Sept. 28):** Played 22 snaps on special teams and saw the first action of his career on offense, appearing on three plays...Registered a tackle on special teams.

►**at San Francisco 49ers (Oct. 4):** Played 17 snaps on special teams and registered a tackle...Also appeared on one play on offense.

►**vs. St. Louis Rams (Oct. 11):** Appeared on 16 plays on special teams.

►**vs. San Diego Chargers (Oct. 18):** Played 17 snaps on special teams.

►**at Denver Broncos (Nov. 1):** Appeared on 18 plays on special teams and four on offense.

12 Aaron Rodgers, QB, 11th Year, California

• Was named the NFL's Most Valuable Player by *The Associated Press* in 2014 for the second time in his career (also 2011), becoming the eighth player in league history to win the award multiple times.

• Ranks No. 1 in NFL history (min. 1,500 attempts) with a career passer rating of 106.3, nearly nine points ahead of No. 2 Tony Romo (97.6). Also ranks No. 1 in league annals in career INT percentage (1.60) and TD/INT ratio (4.05, 241/59) and ranks No. 3 in completion percentage (65.9) and yards/attempt (8.19).

• Is the only quarterback in league history to record a 100-plus passer rating in six consecutive seasons (2009-14), with no other QB doing so in more than four straight seasons.

• In 110 career regular-season starts, has posted 40 games with 300-plus

passing yards, 66 without an interception (min. 15 attempts) and 66 with a 100-plus passer rating.

- Has helped the Packers average 28.31 points per game in his 110 career starts, No. 2 among NFL quarterbacks since 1950 with 50-plus starts (Tom Brady, 28.33).

2015 SEASON: Ranks No. 2 in the NFL with a 110.9 passer rating, connecting on 138 of 204 passes (67.6 percent) for 1,568 yards and 15 TDs with two INTs...Is tied for No. 5 in the NFL in TD passes and ranks No. 2 in TD percentage (8.2) and TD/INT ratio (7.50)...Has 17 completions of 25-plus yards, which is tied for No. 6 in the NFL...Ranks No. 5 among QBs with 191 rushing yards on 31 attempts (6.2 avg.), and is tied for No. 4 among QBs with 12 rushing first downs.

►**at Chicago Bears (Sept. 13):** Posted a 140.5 passer rating, the top mark of his career in a season opener, as he connected on 18 of 23 passes (78.3 percent) for 189 yards and three TDs with zero INTs...Posted three TD passes/zero INTs/140-plus passer rating for the third straight game against Chicago (both contests in 2014), the lone NFL quarterback to do so against a single opponent (has also done it vs. Minnesota, 2010-11)...Also became the first QB in NFL history to have 13 TD passes and zero INTs over a three-game span vs. one opponent (Chicago)...Found WR James Jones twice for TDs (13 yards, 1 yard) and WR Randall Cobb on a perfectly placed throw over Cobb's shoulder for a 5-yard TD early in the fourth quarter that gave Green Bay a 24-16 lead...Added 35 rushing yards and picked up three first downs on eight carries (4.4 avg.), his best rushing-yardage total since posting 57 yards on five attempts at Indianapolis on Oct. 7, 2012.

►**vs. Seattle Seahawks (Sept. 20):** Connected on 25 of 33 passes (75.8 percent) for 249 yards and two TDs with no INTs for a 116.9 passer rating, his 13th straight home game with a 100-plus passer rating (min. five att.)...Threw a 29-yard TD pass down the middle to Jones on the Packers' opening drive after drawing DE Michael Bennett offside, stepping up in the pocket to find Jones...Early in the fourth quarter with Green Bay trailing, 17-16, stepped up in the pocket and moved to his left before finding TE Richard Rodgers for a 5-yard TD pass and then a two-point conversion to put Green Bay up for good, 24-17...On the drive, completed all eight of his passes for 78 yards on the 10-play, 80-yard drive...Dating back to last season, has now completed 75.0 percent or more of his passes in four straight regular-season games (min. 20 att.), the first QB in team history to accomplish that feat.

►**vs. Kansas City Chiefs (Sept. 28):** Threw for a season-high 333 yards and a season-best five TDs on 24-of-35 passing (68.6 percent) for a 138.5 passer rating...Threw for five-plus TDs for the fourth time in his career, topping QB Brett Favre's franchise record of three...Tied an NFL record (Kurt Warner, 1999-2000) by posting a 100-plus passer rating and 15-plus attempts in his 10th straight home game in the regular season...Posted a season-high five completions of 25-plus yards...Did not throw an INT for the 16th time in the last 19 regular-season games...Brought his streak of TD passes without an interception at Lambeau Field to 43 in the regular season, more than twice as long as any other streak of TD passes without an INT in home games in NFL history...Found Cobb three times for TDs (3, 4, 4) and Jones for the second straight week on a free play after drawing the Chiefs offside, connecting with him for a 27-yard TD on a back-shoulder throw late in the first half to give Green Bay a 24-7 lead at the break...Was named the NFC Offensive Player of the Week for his performance, the 13th time in his career he had won the weekly award as he surpassed QB Brett Favre (12) for the team record.

►**at San Francisco 49ers (Oct. 4):** Posted a 99.0 QB rating as he completed 22 of 32 passes for 224 yards and a TD with no INTs...Brought his streak of consecutive attempts without an INT to 191, the fourth-longest streak in franchise annals...On his TD pass, a 9-yarder to TE Richard Rodgers on the opening drive, spun away from pressure by DL Arik Armstead to buy himself time, then slid to his left to avoid LB Aaron Lynch before finding Rodgers in the back of the end zone for the sliding catch...Rushed for 33 yards on three attempts (11.0 avg.), including a season-long 17-yarder down the right sideline midway through the third quarter down to the San Francisco 1 that set up John Kuhn's TD run on the next play.

►**vs. St. Louis Rams (Oct. 11):** Threw for 241 yards and two TDs on 19-of-30 passing...Also led the team in rushing with 39 yards on eight carries (4.9 avg.), including a season-long 18-yard pickup on Green Bay's opening drive as he took it up the middle for the first down on third-and-7...Threw his first interception at Lambeau Field since Dec. 2, 2012, when he was picked off by LB James Laurinaitis on a ball that was tipped at the line in the first quarter...The INT snapped a streak of 492 attempts and 44 TD passes at home without an INT (both NFL records), and including playoffs, 586 straight attempts and 49 TD passes...The pick also snapped his streak of 191 consecutive passes in the regular season without an INT, the fourth-longest streak in team history...Had his first two-INT game at Lambeau Field since Oct. 24, 2010, vs. Minnesota, snapping a streak of 33 straight home starts without throwing two INTs in a game, the longest streak in the NFL during the Super Bowl era.

►**vs. San Diego Chargers (Oct. 18):** Completed 16 of 29 passes for 255 yards and two TDs with no INTs for a 107.7 passer rating...Went over the 30,000-yard passing mark for his career early in the fourth quarter on a 12-yard completion to RB Eddie Lacy, reaching the mark on his 3,652nd attempt, the fewest needed in NFL history as he bested the previous record held by QB Johnny Unitas (3,695)...His 241 TD passes at the time of hitting the 30,000-yard mark was also an NFL record...Completed passes of 20-plus yards to five different players (Jones, Cobb, Rodgers, WR Jeff Janis, TE Justin Perillo), his first time doing so since Week 13 last season vs. New England.

►**at Denver Broncos (Nov. 1):** Completed 14 of 22 passes for 77 yards and rushed for 31 yards on two carries (15.5 avg.)...His 14-yard run midway through the second quarter put him over the 2,000-yard rushing mark for his career, making him just the eighth QB in league history to pass for 30,000-plus yards and rush for 2,000-plus yards.

82 Richard Rodgers, TE, 2nd Year, California

- Played in all 16 games with five starts as a rookie in 2014 and made 20 catches for 225 yards (11.3 avg.) and two TDs.

- Became the first rookie TE to start for the Packers in a season opener since Jackie Harris opened in a two-tight-end set in 1990. Also became the first rookie TE to appear in all 16 games since Bubba Franks in 2000.

- His 43-yard grab at Chicago in Week 4 was the longest reception by a rookie TE in team history.

2015 SEASON: Has started all seven games and is No. 2 on the team with 23 catches for 205 yards (8.9 avg.) and two TDs.

►**at Chicago Bears (Sept. 13):** Started and played 37 snaps, catching three passes for 27 yards (9.0 avg.)...Caught a 20-yard pass over the middle in the first quarter on Green Bay's first TD drive of the game...Also had the first rushing attempt of his career, picking up 11 yards in the third quarter after QB Aaron Rodgers lateraled him the ball.

►**vs. Seattle Seahawks (Sept. 20):** Started and played 46 snaps, hauling in three passes for 23 yards (7.7 avg.) and a TD...With the Packers trailing 17-16 early in the fourth quarter, caught a 5-yard TD pass from Rodgers and also caught a two-point conversion on the next play to put Green Bay up, 24-17, a lead they would not relinquish...On the TD, was lined up in the left slot and ran toward the corner of the end zone before coming back to make the grab over CB Cary Williams.

►**vs. Kansas City Chiefs (Sept. 28):** Started and appeared on 53 snaps, hauling in two passes for 15 yards (7.5 avg.).

►**at San Francisco 49ers (Oct. 4):** Started and played 66 of 73 snaps, catching five passes for 45 yards (9.0 avg.) and a TD...On his TD catch, a 9-yard grab that capped off Green Bay's opening drive, was split out to the left up top...Came across the middle first before moving back to the left to find an opening for a scrambling Rodgers, eluding S Antoine Bethea to make a diving catch in the back of the end zone...Three of his five catches on the afternoon went for first downs.

►**vs. St. Louis Rams (Oct. 11):** Started and appeared on 58 of 62 snaps, hauling in a career-high and team-leading six catches for 45 yards (7.5 avg.)...Two of his catches went for first downs, including an 18-yarder on Green Bay's final drive on third-and-7 that helped set up K Mason Crosby's 35-yard FG.

►**vs. San Diego Chargers (Oct. 18):** Started and played 45 of 53

snaps, hauling in two passes for 34 yards (17.0 avg.), including a season-long 25-yard catch in the fourth quarter...Came across the play to catch a pass in the flat from Rodgers on a play-action pass and took it down the left sideline to the Green Bay 45 on a drive that was capped off by a 28-yard Mason Crosby FG.

► **at Denver Broncos (Nov. 1):** Started and played 51 of 53 snaps... Caught two passes for 16 yards (8.0 avg.).

24 Quinten Rollins, CB, Rookie, Miami (Ohio)

- Played one season of college football and was named Mid-American Conference Defensive Player of the Year and first-team All-MAC.

- Started all 12 games in 2014 and tied the school single-season record for interceptions with seven, while also registering 72 tackles (53 solo), four tackles for a loss, a forced fumble, 16 passes defended and a defensive touchdown.

- Played basketball for four seasons at Miami (Ohio) and ranked second in school history and 12th in conference history in steals (214). Finished his career ranked fourth at Miami in career assists (391), seventh in games started (106) and ninth in minutes played (3,448).

2015 SEASON: Has played in six games, seeing time on defense and special teams, and was inactive for one contest (healthy scratch)...Has posted nine tackles (seven solo), two interceptions (one for a TD) and three passes defended...Is tied for the team lead in INTs and is one of four rookies in the NFL with two-plus INTs on the season (Bills CB Ronald Darby, Chiefs CB Marcus Peters, Buccaneers LB Kwon Alexander)...Has added five tackles on special teams.

► **at Chicago Bears (Sept. 13):** Played five snaps on special teams in his NFL debut and made one tackle.

► **vs. Seattle Seahawks (Sept. 20):** Inactive (healthy scratch).

► **vs. Kansas City Chiefs (Sept. 28):** Played 17 snaps on defense and 20 on special teams...Recorded the first statistics of his career on defense, posting three tackles (two solo) and a pass defended...Added a season-high two tackles on special teams.

► **at San Francisco 49ers (Oct. 4):** Played three snaps on defense and 19 on special teams...Posted two tackles on defense (one solo), coming up in run support to tackle RB Carlos Hyde for no gain after he bounced a run out toward the left sideline midway through the second quarter.

► **vs. St. Louis Rams (Oct. 11):** Posted two interceptions, the first Green Bay rookie to do so since Casey Hayward had two at Houston on Oct. 14, 2012...Late in the first quarter, picked off QB Nick Foles' intended for TE Jared Cook and returned the interception 45 yards for a TD, the first rookie to record a pick-six since S Marques Anderson in 2002 (vs. Detroit, Nov. 10)...Sealed the win with his second INT of the afternoon on a third-and-goal from the 7 with less than 30 seconds remaining...Was lined up in the slot against WR Stedman Bailey, passing Bailey off and jumping in front of WR Tavon Austin to make the pick...Finished with two solo tackles in addition to his INTs.

► **vs. San Diego Chargers (Oct. 18):** Played 12 snaps on defense and 16 on special teams...Registered two solo tackles on defense.

► **at Denver Broncos (Nov. 1):** Played five snaps on special teams, but left the game early in the second quarter with a shoulder injury and did not return...Tied for the team lead with two special teams tackles, including a stop of WR Emmanuel Sanders for just a 1-yard gain on a first-quarter punt return.

47 Jake Ryan, LB, Rookie, Michigan

- Started 41 of 46 games played at Michigan, appearing at inside linebacker as a senior after spending his first three seasons at outside linebacker and defensive end.

- Served as a team captain for his final two seasons and was a three-time winner (2012-14) of the Roger Zatkoff Award, given to Michigan's top LB.

- Earned the Bo Schembechler Award, given to the team's most valuable player, in 2014.

- Named first-team All-Big Ten by the coaches and media in 2014 and second-team All-Big Ten (media and *Phil Steele's College Football*) and honorable mention (coaches) in 2012.

2015 SEASON: Has played in four games, seeing time on defense and

special teams...Is tied for No. 2 on the team with five tackles on special teams...Was inactive for two contests due to a hamstring injury (Weeks 4-5).

► **at Chicago Bears (Sept. 13):** Appeared on 14 plays on special teams in his NFL debut, pacing the team with three tackles.

► **vs. Seattle Seahawks (Sept. 20):** Played 19 snaps on special teams and posted a tackle...Made a tackle of WR Tyler Lockett on a first-quarter kickoff return at the Seattle 20 despite being held on the play.

► **vs. Kansas City Chiefs (Sept. 28):** Registered a tackle on special teams...Also saw the first action of his career on defense, playing four snaps before departing in the fourth quarter due to a hamstring injury.

► **at San Francisco 49ers (Oct. 4):** Inactive (hamstring).

► **vs. St. Louis Rams (Oct. 11):** Inactive (hamstring).

► **vs. San Diego Chargers (Oct. 18):** Returned to action, playing 14 snaps on special teams.

► **at Denver Broncos (Nov. 1):** Played 18 snaps on special teams and two on defense.

37 Sam Shields, CB, 6th Year, Miami

- Earned his first career Pro Bowl selection in 2014, replacing Patriots CB Darrelle Revis, who played in the Super Bowl.

- Including playoffs, has registered 21 interceptions since 2010, No. 3 in the league among active players behind only Seahawks CB Richard Sherman (26) and Browns CB Tramon Williams (22).

- Recorded a franchise-leading fifth career postseason interception in the 2014 NFC Championship Game at Seattle.

- Had his finest statistical season in 2013, setting new career highs for starts (14), tackles (64), solo tackles (57) and passes defended (a team-high 25), and tied his previous career best with four INTs.

2015 SEASON: Has started all seven games and has posted 27 tackles (22 solo)...Is tied for the team lead with two interceptions and has posted nine passes defended, which is also tied for the team high.

► **at Chicago Bears (Sept. 13):** Started as the lone CB as the defense opened with three safeties, and played 76 of 77 snaps...Led the secondary with eight tackles (six solo) and added a pass defended...Batted away a short pass by QB Jay Cutler intended for WR Alshon Jeffery in the end zone early in the second quarter.

► **vs. Seattle Seahawks (Sept. 20):** Started at RCB and played all 70 snaps, one of four defenders to do so...Posted two solo tackles, including a stop of WR Tyler Lockett for no gain at the Seattle 10 on a bubble screen on the Seahawks' opening play of the game.

► **vs. Kansas City Chiefs (Sept. 28):** Opened at LCB as the lone CB as the defense opened with three safeties for the second time in three games, appearing on 70 plays...Posted five tackles (all solo) and recorded his first INT of the season...Midway through the third quarter, backpedaled and made a leaping INT of QB Alex Smith's pass intended for WR Albert Wilson at the Kansas City 19, returning it 15 yards down the right sideline to set up a 4-yard TD pass from QB Aaron Rodgers to WR Randall Cobb on the next play...Made a key play late in the first half when he came up to bring down WR De'Anthony Thomas for a 7-yard loss on third down on a lateral from QB Alex Smith, forcing a Kansas City punt.

► **at San Francisco 49ers (Oct. 4):** Started at RCB and played 48 of 50 snaps...Posted an INT in back-to-back games for the first time in his career...Came underneath after running stride for stride with WR Anquan Boldin to make a leaping interception of QB Colin Kaepernick's deep pass intended for Boldin at the Green Bay 34 midway through the fourth quarter...Finished with three tackles (two solo), helping limit the 49ers to just 196 yards of total offense and Kaepernick to a 55.4 passer rating (13 of 25, 160 yards, one INT).

► **vs. St. Louis Rams (Oct. 11):** Started at RCB and played all 71 snaps, one of four defenders to do so...Matched his career high with four passes defended and added two assisted tackles...Midway through the first quarter, broke up a QB Nick Foles pass over the middle intended for WR Kenny Britt on third down to force a St. Louis punt...Made a leaping deflection of a deep pass from Foles intended for WR Tavon Austin early in the second quarter, nearly making the interception...Later in the second quarter, broke up a pass in the end zone intended for WR Brian Quick on third down to force a St. Louis field goal...Helped limit Foles to a 23.8

passer rating as he completed only 11 of 30 passes for 141 yards and one TD with a career-high four INTs (previous high was two INTs).

►**vs. San Diego Chargers (Oct. 18):** Started at RCB and played all 92 snaps, one of only two defenders to do so (S Ha Ha Clinton-Dix)...Registered seven tackles (all solo) and two passes defended.

►**at Denver Broncos (Nov. 1):** Started at RCB, but departed on Denver's second drive after sustaining a shoulder injury and did not return...Played 11 snaps.

71 Josh Sitton, G, 8th Year, Central Florida

• Was named to his second career Pro Bowl in 2014, his second selection in the last three seasons and his first to the original team (replaced Mike Lupati in 2012).

• Was named first-team All-Pro by *Sporting News*, second-team All-Pro by *The Associated Press* and first-team All-NFL and All-NFC by the PFWA in '14.

• Has started 100 of a possible 102 games over the past six-plus seasons (2009-15), the most by a Packers offensive lineman over that span.

• Made the transition to left guard in 2013, starting every game there the past two seasons after spending his first five seasons with the club at right guard.

2015 SEASON: Has started all seven games at LG...Part of a line that has helped the Packers rank No. 10 in the league in scoring (24.9 ppg), No. 12 in rushing (122.0 ypg) and No. 2 in giveaways (four).

►**at Chicago Bears (Sept. 13):** Played all 60 snaps as the offensive line didn't allow a sack of QB Aaron Rodgers...Protected Rodgers as he threw for 189 yards and three TDs on 18-of-23 passing for a 140.5 passer rating...Helped clear holes for a ground game that produced 133 yards on 30 carries (4.4 avg.), highlighted by RB Eddie Lacy's 85 yards on 19 attempts (4.5 avg.).

►**vs. Seattle Seahawks (Sept. 20):** Played all 71 snaps and helped protect Rodgers as he connected on 25 of 33 passes for 249 yards and two TDs with no INTs for a 116.9 passer rating...With Lacy departing after just eight snaps due to an ankle injury, helped clear holes for RB James Starks as he racked up 95 yards on 20 carries (4.8 avg.)...With 127 yards as a team on 29 attempts (4.4 avg.), it marked the first time since 2004 that the Packers posted 125-plus rushing yards in both of the first two games...Sealed DT Brandon Mebane to help clear the way for Starks' game-long 35-yard run midway through the third quarter.

►**vs. Kansas City Chiefs (Sept. 28):** Played all 76 snaps and protected Rodgers as the line allowed just one sack to a Kansas City defense that had registered eight sacks in the first two games...Helped give Rodgers time to complete 24 of 35 passes for 333 yards and five TDs with no INTs, the fourth game of his career with five-plus TD passes, a franchise record...Also helped clear holes for a rushing attack that delivered 123 yards on 32 attempts (3.8 avg.), the third straight game this season that the Packers have registered 120-yards on the ground...It marked the first time since 1996 that Green Bay began a season with three consecutive 120-yard rushing games.

►**at San Francisco 49ers (Oct. 4):** Played all 73 snaps, helping the Packers rush for a season-high 162 yards and a TD on 33 attempts (4.9 avg.)...It marked the fourth straight 120-yard rushing effort by the Packers, the first time they had cleared that mark in each of the first four games since 1971...Helped the Packers control the clock for a season-high 36:34.

►**vs. St. Louis Rams (Oct. 11):** Started at LG and appeared on all 62 snaps...Part of a line that gave up just two sacks to a St. Louis defense that entered the game tied for No. 2 in the league in the category with 17 in the first four contests.

►**vs. San Diego Chargers (Oct. 18):** Started at LG and played all 53 snaps...Helped the Packers post 133 rushing yards on just 17 carries, a 7.8-yard average that was the best by Green Bay since Oct. 10, 2010, at Washington (9.2, 17-157)...Helped clear the way for Starks' 112 yards on just 10 carries (11.2 avg.), the best yards-per-carry average by an NFL back this season (min. 10 att.).

►**at Denver Broncos (Nov. 1):** Started at LG and played 51 of 53 snaps...Was out of the game for the final two plays (coach's decision).

44 James Starks, RB, 6th Year, Buffalo

• Played in all 16 games in 2014 for the first time in his career and rushed for 333 yards and two TDs on 85 attempts (3.9 avg.).

• Rushed for 493 yards and a career-high three TDs on 89 carries in 2013, an average of 5.54 yards per carry that ranked No. 1 in the NFL among players with 80-plus attempts.

• Was tied for No. 2 in the NFL in 2013 with three TD runs of 20-plus yards, trailing only Eagles RB LeSean McCoy (four).

2015 SEASON: Has played in all seven games with one start and leads the team with 295 rushing yards on 68 attempts (4.3 avg.)...Has added 13 receptions for 84 yards (6.5 avg.).

►**at Chicago Bears (Sept. 13):** Posted 2 rushing yards on two attempts (1.0 avg.), appearing on 13 plays on offense.

►**vs. Seattle Seahawks (Sept. 20):** With starting RB Eddie Lacy departing the game after just eight snaps because of an ankle injury, saw his most significant action in more than two years...Carried the ball 20 times for 95 yards (4.8 avg.), the most carries and yards he has had in a game since a 20-attempt, 132-yard effort vs. Washington in Week 2 in 2013 (Sept. 15)...Midway through the third quarter, ran through a sizable hole up the middle before bouncing it to the right and then down the sideline for a 35-yard gain, avoiding tackle attempts by S Earl Thomas and CB Richard Sherman to pick up extra yardage...Rushed for five first downs, which was tied for the second most in a game in his career (nine vs. Washington, Sept. 15, 2013).

►**vs. Kansas City Chiefs (Sept. 28):** Rushed for 32 yards on a team-high 17 carries (1.9 avg.), his first time with 15-plus attempts in back-to-back games since Weeks 9 and 11 in 2012...Added a 19-yard reception in the first quarter on a screen pass down to the Kansas City 30, making LB Derrick Johnson miss on a tackle right after the catch and then eluding a tackle attempt by CB Phillip Gaines toward the end of the gain.

►**at San Francisco 49ers (Oct. 4):** Posted 28 yards rushing on nine carries (3.1 avg.) and added two catches for 11 yards (5.5 avg.).

►**vs. St. Louis Rams (Oct. 11):** Rushed for 17 yards on five carries (3.4 avg.) and had three receptions for 29 yards (9.7 avg.), including a 19-yard gain on a first-quarter screen pass that saw him break a tackle by S Mark Barron.

►**vs. San Diego Chargers (Oct. 18):** Started his first game of the season and rushed for 112 yards on just 10 carries (11.2 avg.), the highest yards-per-carry average by an NFL back to that point this season...Became the first Packers RB to rush for 100-plus yards on 10 or fewer carries since RB Brandon Jackson at Washington on Oct. 10, 2010 (115 yards on 10 carries)...Posted a 25-yard run on a toss play on Green Bay's first offensive snap...Capped the drive off with a 5-yard TD catch on a shovel pass from Rodgers...On the Packers' next possession, which came late in the first quarter, scored on a 65-yard run, the longest TD run by a Packer since RB DeShawn Wynn's 73-yard TD vs. Detroit on Dec. 28, 2008...On the play, ran into the back of lead blocker John Kuhn before spinning away from DE Ricardo Mathews and taking it down the right sideline as he outran OLB Melvin Ingram on his way to the end zone...It marked the first two-TD game of his career, and he became the first Packer to register a 50-yard TD run and a TD catch in the first quarter of a game since RB Dorsey Levens did so at Indianapolis on Nov. 16, 1997.

►**at Denver Broncos (Nov. 1):** Had 9 rushing yards on five carries (1.8 avg.) and added two catches for 9 yards (4.5 avg.).

65 Lane Taylor, G, 3rd Year, Oklahoma State

• Played in all 16 games in 2014, seeing limited action on offense at both guard spots and as an extra lineman, and on special teams.

• Appeared on a career-high 63 snaps at New Orleans last season in Week 8, filling in at right guard following the first series for an injured T.J. Lang.

• Was one of three non-drafted rookie free agents to make Green Bay's opening-day roster in 2013.

2015 SEASON: Active for one game, but did not see any action, and has been inactive (healthy scratch) for six other contests.

►**at Chicago Bears (Sept. 13):** Inactive (healthy scratch).

►**vs. Seattle Seahawks (Sept. 20):** Dressed, but did not see any action in the game.

►**vs. Kansas City Chiefs (Sept. 28):** Inactive (healthy scratch).

- **at San Francisco 49ers (Oct. 4):** Inactive (healthy scratch).
- **vs. St. Louis Rams (Oct. 11):** Inactive (healthy scratch).
- **vs. San Diego Chargers (Oct. 18):** Inactive (healthy scratch).
- **at Denver Broncos (Nov. 1):** Inactive (healthy scratch).

48 Joe Thomas, LB, 1st Year, South Carolina State

- Was signed to Green Bay's 53-man roster on Sept. 21 from the Dallas Cowboys' practice squad. Was with the Packers during the 2015 pre-season.

- Entered the league with the Packers as a non-drafted free agent in May 2014. Was on Green Bay's practice squad for the final eight games of the regular season and both playoff contests last season..

- As a senior in 2013, was named the Mid-Eastern Athletic Conference Defensive Player of the Year after recording a team-high 115 tackles (82 solo), including 19 for a loss, 7.5 sacks, five passes defended, an interception, a forced fumble and a fumble recovery.

2015 SEASON: Has played in five games and has registered 12 tackles (seven solo), a sack, a forced fumble, a QB hit and a pass defended...Has added four tackles on special teams.

- **vs. Kansas City Chiefs (Sept. 28):** Made his NFL debut, playing 38 snaps on defense and 23 on special teams (second most on the team)... Late in the first quarter, fought off a block from G Laurent Duvernay-Tardif to chase down QB Alex Smith as he avoided pressure in the pocket, bringing him down for a 2-yard sack to force a three-and-out, the first sack of his career...Finished with three tackles (all solo) on defense and added a tackle on special teams.

- **at San Francisco 49ers (Oct. 4):** Forced a fumble in the second quarter, punching the ball out from TE Vance McDonald after he made a catch on a crossing route to the Green Bay 15...McDonald recovered, but the 49ers were forced to settle for a FG, their lone score of the afternoon... Played 11 snaps on defense and registered two solo tackles.

- **vs. St. Louis Rams (Oct. 11):** With just over nine minutes remaining and the Packers leading, 21-10, nearly picked off QB Nick Foles' pass intended for TE Lance Kendricks at the goal line, but the throw went off his hands and into the arms of a diving Ha Ha Clinton-Dix in the end zone for the turnover...Played 19 snaps on defense and 17 on special teams... Posted a career-high two tackles on special teams.

- **vs. San Diego Chargers (Oct. 18):** Played 25 snaps on defense and 13 on special teams...Recorded three tackles (two solo) and a QB hit on defense and a tackle on special teams.

- **at Denver Broncos (Nov. 1):** Played 13 snaps and registered four tackles (one solo), including a stop of RB C.J. Anderson for a 1-yard loss on a run late in the first half.

16 Scott Tolzien, QB, 5th Year, Wisconsin

- Spent the entire 2014 season on Green Bay's 53-man roster, but was a gameday inactive for the first 15 games and dressed but did not play in the season finale.

- Was on Green Bay's practice squad for the first eight games in 2013 before being signed to the active roster, appearing in three games with two starts on the season.

- Threw for 339 yards in his first career start (at N.Y. Giants, Week 11 of 2013), the most by a Green Bay QB in his first start with the team in franchise history.

2015 SEASON: Has served as the No. 2 QB for all seven games, seeing limited action in one contest.

- **at Denver Broncos (Nov. 1):** Took the final two snaps of the game at QB, handing off to RB Alonzo Harris on both plays.

73 JC Tretter, C/G, 3rd Year, Cornell

- Opened the first three preseason contests at center for Green Bay in 2014, but a knee injury sustained vs. Oakland (Aug. 22) would sideline him for the first half of the season. Went on to see limited action in the final eight regular-season games and both playoff contests.

- Saw time at both tackle spots and at LG in reserve duty in 2014.

- Spent the majority of his rookie campaign in 2013 on reserve/physically unable to perform after sustaining a significant ankle injury during the first practice of Organized Team Activities in the spring.

2015 SEASON: Has played in all seven games, seeing limited action on offense and special teams.

- **at Chicago Bears (Sept. 13):** Played 11 snaps on special teams and one on offense, lining up as an extra lineman on the left side on RB Eddie Lacy's 2-yard TD run late in the game.

- **vs. Seattle Seahawks (Sept. 20):** Played nine snaps on special teams and one on offense, lining up as an extra lineman for a RB James Starks 2-yard run.

- **vs. Kansas City Chiefs (Sept. 28):** Appeared on 11 plays on special teams.

- **at San Francisco 49ers (Oct. 4):** Played six snaps on special teams and one on offense, coming on as an extra lineman on FB John Kuhn's 1-yard TD run midway through the third quarter.

- **vs. St. Louis Rams (Oct. 11):** Played four snaps as an extra lineman on offense and also appeared on eight plays on special teams.

- **vs. San Diego Chargers (Oct. 18):** Appeared on nine plays on special teams...Early in the fourth quarter with the Packers leading 24-20, fielded K Josh Lambo's short kickoff at the Green Bay 29 before going to the ground with the ball after securing it.

- **at Denver Broncos (Nov. 1):** Played the final two snaps of the game at LG in place of Josh Sitton (coach's decision) and appeared on eight plays on special teams.

79 Josh Walker, G, 1st Year, Middle Tennessee State

- Was on Green Bay's practice squad for the final 13 games of the regular season and both playoff contests in 2014.

- Entered the league as a non-drafted free agent with Indianapolis in May 2014 and spent time on the Colts' practice squad early last season.

- A four-year letterman at Middle Tennessee State, he played in 49 games with 34 starts and earned second-team All-Conference USA honors as a senior.

2015 SEASON: Has played in six games, seeing action on offense and special teams...Has been inactive for one contest (healthy scratch).

- **at Chicago Bears (Sept. 13):** Made his NFL debut, appearing on five snaps on special teams and three on offense, lining up as an extra lineman on the left side on three plays late in the fourth quarter.

- **vs. Seattle Seahawks (Sept. 20):** Played five snaps on special teams (extra point and four field goals).

- **vs. Kansas City Chiefs (Sept. 28):** Appeared on six plays as an extra lineman on offense and six plays on special teams.

- **at San Francisco 49ers (Oct. 4):** Played four snaps as an extra lineman on offense and four plays on special teams.

- **vs. St. Louis Rams (Oct. 11):** Saw the most significant action of his career on offense, playing 32 snaps at RG in place of T.J. Lang after he departed midway through the second quarter due to a knee injury...Filled in for Lang on all but one series, helping the line allow just two sacks of Rodgers to a St. Louis defense that entered the game tied for No. 2 in the NFL with 17 sacks in the first four games.

- **vs. San Diego Chargers (Oct. 18):** Played five snaps on special teams.

- **at Denver Broncos (Nov. 1):** Inactive (healthy scratch).

National Football League Game Summary

NFL Copyright © 2015 by The National Football League. All rights reserved. This summary and play-by-play is for the express purpose of assisting media in their coverage of the game; any other use of this material is prohibited without the written permission of the National Football League. Updated: 11/2/2015

Date: Sunday, 11/1/2015 **Green Bay Packers at Denver Broncos** Start Time: 6:30 PM MST
at Sports Authority Field at Mile High, Denver, CO

Game Day Weather

Game Weather: Partly Cloudy Temp: 61° F (16.1° C) Humidity: 23%, Wind: SW 9 mph
Played Outdoor on Turf: Grass Outdoor Weather: Partly Cloudy. Low 50s end of game.,

Officials

Referee: Parry, John (132) Umpire: Pellis, Mark (131) Head Linesman: Bradley, Greg (98)
Line Judge: Perlman, Mark (9) Side Judge: Gautreaux, Greg (80) Field Judge: Walker, Jabir (26)
Back Judge: Paganelli, Perry (46) Replay Official: McGrath, Bob ()

Lineups

Green Bay Packers				Denver Broncos			
Offense		Defense		Offense		Defense	
WR	17 D.Adams	NOSE	90 B.Raji	WR	88 D.Thomas	DE	95 D.Wolfe
LT	69 D.Bakhtiari	DT	76 M.Daniels	LT	68 R.Harris	NT	92 S.Williams
LG	71 J.Sitton	LOLB	56 J.Peppers	LG	69 E.Mathis	DE	97 M.Jackson
C	63 C.Linsley	BLB	51 N.Palmer	C	61 M.Paradis	SLB	58 V.Miller
RG	70 T.Lang	MLB	52 C.Matthews	RG	65 L.Vasquez	WLB	94 D.Ware
RT	75 B.Bulaga	ROLB	96 M.Neal	RT	79 M.Schofield	ILB	54 B.Marshall
TE	82 R.Rodgers	LCB	29 C.Hayward	TE	81 O.Daniels	ILB	59 D.Trevathan
WR	18 R.Cobb	RCB	37 S.Shields	WR	10 E.Sanders	LCB	21 A.Talib
WR	89 J.Jones	CB	33 M.Hyde	RB	23 R.Hillman	RCB	25 C.Harris
QB	12 A.Rodgers	SS	42 M.Burnett	QB	18 P.Manning	SS	43 T.Ward
RB	27 E.Lacy	FS	21 H.Clinton-Dix	TE	85 V.Green	CB	29 B.Roby

Substitutions

K 2 M.Crosby, P 8 T.Masthay, QB 16 S.Tolzien, FB 22 A.Ripkowski, CB 23 D.Randall, CB 24 Q.Rollins, FB 30 J.Kuhn, S 32 C.Banjo, CB 39 D.Goodson, RB 44 J.Starks, RB 46 A.Harris, LB 47 J.Ryan, LB 48 J.Thomas, LB 53 N.Perry, LS 61 B.Goode, DT 64 M.Pennel, T/G 67 D.Barclay, C/G 73 J.Tretter, TE 80 J.Perillo, WR 83 J.Janis, WR 84 J.Abbrederis, LB 91 J.Elliott, DE 95 D.Jones, DT 98 L.Guion

Substitutions

P 4 B.Colquitt, K 8 B.McManus, WR 12 A.Caldwell, WR 14 C.Latimer, WR 16 B.Fowler, RB 22 C.Anderson, S 26 D.Stewart, S 30 D.Bruton, S 31 O.Bolden, CB 36 K.Webster, RB 40 J.Thompson, LS 46 A.Brewer, OLB 48 S.Barrett, ILB 51 T.Davis, ILB 52 C.Nelson, C 53 J.Ferentz, OLB 55 L.McCray, C/G 73 M.Garcia, T 76 T.Polumbus, TE 89 R.Gordon, DE 90 A.Smith, DE 96 V.Walker

Did Not Play

Did Not Play

QB 17 B.Osweiler, DE 91 K.Anunike

Not Active

QB 7 B.Hundley, CB 36 L.Gunter, LB 55 A.Mulumba, G 65 L.Taylor, G 79 J.Walker, TE 86 K.Backman, WR 88 T.Montgomery

Not Active

WR 11 J.Norwood, QB 13 T.Siemian, CB 37 L.Doss, OLB 56 S.Ray, G 64 S.Smith, T 74 T.Sambrailo, NT 98 D.Kilgo

Field Goals (made () & missed)

M.Crosby		(56)	B.McManus		(50) (24)		
			1	2	3	4	OT
VISITOR:	Green Bay Packers		0	7	3	0	0
HOME:	Denver Broncos		7	10	7	5	0

Scoring Plays

Team	Qtr	Time	Play Description (Extra Point) (Drive Info)	Visitor	Home
Broncos	1	4:39	R.Hillman 1 yd. run (B.McManus kick) (9-83, 4:57)	0	7
Broncos	2	14:02	R.Hillman 15 yd. run (B.McManus kick) (6-85, 2:43)	0	14
Broncos	2	7:46	B.McManus 50 yd. Field Goal (8-46, 4:12)	0	17
Packers	2	2:58	E.Lacy 2 yd. run (M.Crosby kick) (10-80, 4:48)	7	17
Packers	3	9:07	M.Crosby 56 yd. Field Goal (11-41, 5:53)	10	17
Broncos	3	5:25	C.Anderson 28 yd. run (B.McManus kick) (8-80, 3:42)	10	24
Broncos	4	12:25	B.McManus 24 yd. Field Goal (9-74, 4:45)	10	27
Broncos	4	12:09	R.Rodgers tackled in end zone by M.Jackson for a Safety	10	29

Paid Attendance: 77,075

Time: 2:52

Green Bay Packers vs Denver Broncos
11/1/2015 at Sports Authority Field at Mile High

Final Individual Statistics

Green Bay Packers

RUSHING	ATT	YDS	AVG	LG	TD
E.Lacy	11	38	3.5	15	1
A.Rodgers	2	31	15.5	17	0
R.Cobb	1	10	10.0	10	0
J.Starks	5	9	1.8	4	0
A.Harris	2	2	1.0	2	0
Total	21	90	4.3	17	1

PASSING	ATT	CMP	YDS	SK/YD	TD	LG	IN	RT
A.Rodgers	22	14	77	3/27	0	17	0	69.7
Total	22	14	77	3/27	0	17	0	69.7

PASS RECEIVING	TAR	REC	YDS	AVG	LG	TD
R.Cobb	9	6	27	4.5	17	0
R.Rodgers	4	2	16	8.0	11	0
J.Starks	2	2	9	4.5	5	0
E.Lacy	2	1	9	9.0	9	0
D.Adams	2	1	8	8.0	8	0
J.Perillo	1	1	6	6.0	6	0
J.Jones	2	1	2	2.0	2	0
Total	22	14	77	5.5	17	0

INTERCEPTIONS	NO	YDS	AVG	LG	TD
D.Randall	1	0	0.0	0	0
Total	1	0	0.0	0	0

PUNTING	NO	YDS	AVG	NET	TB	IN20	LG
T.Masthay	5	231	46.2	43.8	0	1	49
Total	5	231	46.2	43.8	0	1	49

PUNT RETURNS	NO	YDS	AVG	FC	LG	TD
M.Hyde	1	9	9.0	1	9	0
[OUT OF BOUNDS]	1	0	0.0	0	0	0
Total	1	9	9.0	1	9	0

KICKOFF RETURNS	NO	YDS	AVG	FC	LG	TD
M.Hyde	1	23	23.0	0	23	0
J.Abbrederis	1	22	22.0	0	22	0
[TOUCHBACK]	4	0	0.0	0	0	0
Total	2	45	22.5	0	23	0

Denver Broncos

RUSHING	ATT	YDS	AVG	LG	TD
C.Anderson	14	101	7.2	28	1
R.Hillman	19	60	3.2	16	2
J.Thompson	1	-1	-1.0	-1	0
Total	34	160	4.7	28	3

PASSING	ATT	CMP	YDS	SK/YD	TD	LG	IN	RT
P.Manning	29	21	340	0/0	0	47	1	96.9
Total	29	21	340	0/0	0	47	1	96.9

PASS RECEIVING	TAR	REC	YDS	AVG	LG	TD
D.Thomas	11	8	168	21.0	47	0
V.Green	3	3	61	20.3	32	0
O.Daniels	3	3	44	14.7	18	0
E.Sanders	5	2	22	11.0	11	0
B.Fowler	2	2	21	10.5	15	0
A.Caldwell	2	1	24	24.0	24	0
C.Anderson	1	1	5	5.0	5	0
R.Hillman	2	1	-5	-5.0	-5	0
Total	29	21	340	16.2	47	0

INTERCEPTIONS	NO	YDS	AVG	LG	TD
Total	0	0	0	0	0

PUNTING	NO	YDS	AVG	NET	TB	IN20	LG
B.Colquitt	3	120	40.0	37.0	0	2	46
Total	3	120	40.0	37.0	0	2	46

PUNT RETURNS	NO	YDS	AVG	FC	LG	TD
E.Sanders	3	12	4.0	2	6	0
Total	3	12	4.0	2	6	0

KICKOFF RETURNS	NO	YDS	AVG	FC	LG	TD
E.Sanders	1	13	13.0	0	13	0
[TOUCHBACK]	3	0	0.0	0	0	0
Total	1	13	13.0	0	13	0

Green Bay Packers

FUMBLES	FUM	LOST	OWN-REC	YDS	TD	FORCED	OPP-REC	YDS	TD	OUT-BDS
J.Jones	1	0	1	0	0	0	0	0	0	0
E.Lacy	1	0	1	0	0	0	0	0	0	0
A.Rodgers	1	0	0	0	0	0	0	0	0	0
R.Rodgers	0	0	1	0	0	0	0	0	0	0
Total	3	0	3	0	0	0	0	0	0	0

Denver Broncos

FUMBLES	FUM	LOST	OWN-REC	YDS	TD	FORCED	OPP-REC	YDS	TD	OUT-BDS
C.Harris	0	0	0	0	0	1	0	0	0	0
B.Marshall	0	0	0	0	0	1	0	0	0	0
D.Ware	0	0	0	0	0	1	0	0	0	0
Total	0	0	0	0	0	3	0	0	0	0

Green Bay Packers vs Denver Broncos
11/1/2015 at Sports Authority Field at Mile High

Final Team Statistics

	Visitor Packers	Home Broncos
TOTAL FIRST DOWNS	14	24
By Rushing	7	9
By Passing	3	15
By Penalty	4	0
THIRD DOWN EFFICIENCY	2-8-25%	6-12-50%
FOURTH DOWN EFFICIENCY	0-0-0%	0-0-0%
TOTAL NET YARDS	140	500
Total Offensive Plays (inc. times thrown passing)	46	63
Average gain per offensive play	3.0	7.9
NET YARDS RUSHING	90	160
Total Rushing Plays	21	34
Average gain per rushing play	4.3	4.7
Tackles for a loss-number and yards	1-1	6-10
NET YARDS PASSING	50	340
Times thrown - yards lost attempting to pass	3-27	0-0
Gross yards passing	77	340
PASS ATTEMPTS-COMPLETIONS-HAD INTERCEPTED	22-14-0	29-21-1
Avg gain per pass play (inc.# thrown passing)	2.0	11.7
KICKOFFS Number-In End Zone-Touchbacks	4-3-3	6-6-4
PUNTS Number and Average	5-46.2	3-40.0
Had Blocked	0	0
FGs - PATs Had Blocked	0-0	0-0
Net Punting Average	43.8	37.0
TOTAL RETURN YARDAGE (Not Including Kickoffs)	9	12
No. and Yards Punt Returns	1-9	3-12
No. and Yards Kickoff Returns	2-45	1-13
No. and Yards Interception Returns	1-0	0-0
PENALTIES Number and Yards	2-15	11-93
FUMBLES Number and Lost	3-0	0-0
TOUCHDOWNS	1	3
Rushing	1	3
Passing	0	0
EXTRA POINTS Made-Attempts	1-1	3-3
Kicking Made-Attempts	1-1	3-3
FIELD GOALS Made-Attempts	1-1	2-2
RED ZONE EFFICIENCY	1-1-100%	2-3-67%
GOAL TO GO EFFICIENCY	1-1-100%	2-2-100%
SAFETIES	0	1
FINAL SCORE	10	29
TIME OF POSSESSION	26:33	33:27

Green Bay Packers vs Denver Broncos
11/1/2015 at Sports Authority Field at Mile High

Ball Possession And Drive Chart

Green Bay Packers

#	Time Recd	Time Lost	Time Poss	How Ball Obtained	Drive Began	# Play	Yds Gain	Yds Pen	Net Yds	1st Down	Last Scrm	How Given Up
1	12:44	9:36	3:08	Punt	GB 23	6	13	0	13	2	GB 36	Punt
2	4:39	1:45	2:54	Kickoff	GB 18	5	17	0	17	1	GB 35	Punt
3	14:02	11:58	2:04	Kickoff	GB 20	3	9	0	9	0	GB 29	Punt
4	7:46	2:58	4:48	Kickoff	GB 20	10	61	19	80	6	* DEN 2	Touchdown
5	15:00	9:07	5:53	Kickoff	GB 20	11	37	4	41	3	DEN 39	Field Goal
6	5:25	2:10	3:15	Kickoff	GB 20	6	13	5	18	2	GB 38	Punt
7	12:25	12:09	0:16	Kickoff	GB 13	1	-13	0	-13	0	GB 13	Safety
8	9:57	6:51	3:06	Interception	GB 29	3	-2	5	3	0	GB 32	Punt
9	1:09	0:00	1:09	Punt	GB 10	2	2	0	2	0	GB 10	End of Game

(173) Average GB 19

Denver Broncos

#	Time Recd	Time Lost	Time Poss	How Ball Obtained	Drive Began	# Play	Yds Gain	Yds Pen	Net Yds	1st Down	Last Scrm	How Given Up
1	15:00	12:44	2:16	Kickoff	DEN 20	4	25	0	25	1	DEN 45	Punt
2	9:36	4:39	4:57	Punt	DEN 17	9	83	0	83	5	* GB 1	Touchdown
3	1:45	14:02	2:43	Punt	DEN 15	6	95	-10	85	4	* GB 15	Touchdown
4	11:58	7:46	4:12	Punt	DEN 22	8	51	-5	46	2	GB 32	Field Goal
5	2:58	0:00	2:58	Kickoff	DEN 20	8	41	-20	21	3	DEN 41	Punt
6	9:07	5:25	3:42	Kickoff	DEN 20	8	80	0	80	3	GB 28	Touchdown
7	2:10	12:25	4:45	Punt	DEN 20	9	74	0	74	3	* GB 6	Field Goal
8	12:09	9:57	2:12	Kickoff	DEN 37	5	21	0	21	1	GB 42	Interception
9	6:51	1:09	5:42	Punt	DEN 27	8	30	0	30	2	GB 43	Punt

(198) Average DEN 22

* inside opponent's 20

Time of Possession by Quarter

	1st	2nd	3rd	4th	OT	Total
Visitor Green Bay Packers	6:02	6:52	9:08	4:31		26:33
Home Denver Broncos	8:58	8:08	5:52	10:29		33:27

Kickoff Drive No.-Start Average

Packers: 6 - GB 18

Broncos: 4 - DEN 24

Green Bay Packers vs Denver Broncos
11/1/2015 at Sports Authority Field at Mile High

Final Defensive Statistics

Green Bay Packers				Regular Defensive Plays									Special Teams					Misc			
	TKL	AST	COMB	SK	/ YDS	TFL	Q	IN	PD	FF	FR		TKL	AST	FF	FR	BL	TKL	AST	FF	FR
C.Hayward	6	1	7	0	0	0	0	0	3	0	0		0	0	0	0	0	0	0	0	0
D.Randall	6	1	7	0	0	0	0	1	1	0	0		0	0	0	0	0	0	0	0	0
C.Matthews	5	2	7	0	0	1	2	0	0	0	0		0	0	0	0	0	0	0	0	0
M.Hyde	5	1	6	0	0	0	0	0	0	0	0		1	0	0	0	0	0	0	0	0
N.Palmer	4	2	6	0	0	0	0	0	0	0	0		0	0	0	0	0	0	0	0	0
H.Clinton-Dix	4	1	5	0	0	0	0	0	0	0	0		0	0	0	0	0	0	0	0	0
M.Pennel	3	0	3	0	0	0	0	0	0	0	0		0	0	0	0	0	0	0	0	0
D.Jones	3	0	3	0	0	1	0	0	0	0	0		0	0	0	0	0	0	0	0	0
M.Neal	3	0	3	0	0	2	0	0	0	0	0		0	0	0	0	0	0	0	0	0
M.Daniels	2	0	2	0	0	0	1	0	0	0	0		0	0	0	0	0	0	0	0	0
M.Burnett	2	0	2	0	0	0	0	0	0	0	0		0	0	0	0	0	0	0	0	0
B.Raji	1	1	2	0	0	0	0	0	1	0	0		0	0	0	0	0	0	0	0	0
N.Perry	0	2	2	0	0	0	0	0	0	0	0		0	0	0	0	0	0	0	0	0
J.Ryan	1	0	1	0	0	0	0	0	0	0	0		0	0	0	0	0	0	0	0	0
J.Thomas	1	0	1	0	0	1	0	0	0	0	0		0	0	0	0	0	0	0	0	0
J.Peppers	0	1	1	0	0	0	0	0	0	0	0		0	0	0	0	0	0	0	0	0
L.Guion	0	1	1	0	0	0	0	0	0	0	0		0	0	0	0	0	0	0	0	0
D.Goodson	0	0	0	0	0	0	0	0	1	0	0		0	0	0	0	0	0	0	0	0
Q.Rollins	0	0	0	0	0	0	0	0	0	0	0		2	0	0	0	0	0	0	0	0
C.Banjo	0	0	0	0	0	0	0	0	0	0	0		1	0	0	0	0	0	0	0	0
E.Lacy	0	0	0	0	0	0	0	0	0	0	0		0	0	0	0	0	0	0	0	1
R.Rodgers	0	0	0	0	0	0	0	0	0	0	0		0	0	0	0	0	0	0	0	1
J.Jones	0	0	0	0	0	0	0	0	0	0	0		0	0	0	0	0	0	0	0	1
Total	46	13	59	0	0	5	3	1	6	0	0		4	0	0	0	0	0	0	0	3

TKL = Tackle AST = Assist COMB = Combined QH=QB Hit IN = Interception PD = Pass Defense FF = Forced Fumble FR = Fumble Recovery

Denver Broncos				Regular Defensive Plays									Special Teams					Misc			
	TKL	AST	COMB	SK	/ YDS	TFL	QH	IN	PD	FF	FR		TKL	AST	FF	FR	BL	TKL	AST	FF	FR
D.Wolfe	3	4	7	0	0	1	0	0	0	0	0		0	0	0	0	0	0	0	0	0
B.Marshall	6	0	6	0	0	1	0	0	0	1	0		0	0	0	0	0	0	0	0	0
C.Harris	3	2	5	0	0	0	0	0	0	1	0		0	0	0	0	0	0	0	0	0
D.Stewart	3	0	3	0	0	0	0	0	0	0	0		0	0	0	0	0	0	0	0	0
D.Ware	2	1	3	1	10	0	2	0	0	1	0		0	0	0	0	0	0	0	0	0
S.Williams	2	1	3	0	0	0	0	0	0	0	0		0	0	0	0	0	0	0	0	0
T.Ward	2	1	3	0	0	0	0	0	0	0	0		0	0	0	0	0	0	0	0	0
L.McCray	1	2	3	0	0	1	0	0	0	0	0		0	0	0	0	0	0	0	0	0
S.Barrett	1	1	2	0	0	0	1	0	0	0	0		0	1	0	0	0	0	0	0	0
D.Trevathan	1	1	2	0	0	0	1	0	0	0	0		0	0	0	0	0	0	0	0	0
M.Jackson	1	1	2	0	0	1	0	0	1	0	0		0	0	0	0	0	0	0	0	0
V.Walker	1	1	2	0	0	0	0	0	0	0	0		0	0	0	0	0	0	0	0	0
V.Miller	1	0	1	1	9	1	2	0	0	0	0		0	0	0	0	0	0	0	0	0
A.Smith	1	0	1	1	8	1	1	0	0	0	0		0	0	0	0	0	0	0	0	0
A.Talib	1	0	1	0	0	0	0	0	0	0	0		0	0	0	0	0	0	0	0	0
T.Davis	1	0	1	0	0	0	0	0	0	0	0		0	0	0	0	0	0	0	0	0
B.Roby	0	1	1	0	0	0	0	0	0	0	0		0	0	0	0	0	0	0	0	0
B.Fowler	0	0	0	0	0	0	0	0	0	0	0		1	0	0	0	0	0	0	0	0
O.Bolden	0	0	0	0	0	0	0	0	0	0	0		1	0	0	0	0	0	0	0	0
C.Nelson	0	0	0	0	0	0	0	0	0	0	0		0	1	0	0	0	0	0	0	0
A.Caldwell	0	0	0	0	0	0	0	0	0	0	0		0	0	0	0	0	1	0	0	0
Total	30	16	46	3	27	6	7	0	1	3	0		2	2	0	0	0	1	0	0	0

First Half Summary

Play By Play

First Quarter

11/1/2015

GB wins the coin toss and elects to defer. DEN elects to Receive, and GB elects to defend the south goal.

M.Crosby kicks 65 yards from GB 35 to end zone, Touchback.

Denver Broncos at 15:00

1-10-DEN 20	(15:00) (Shotgun) P.Manning pass deep middle to D.Thomas to DEN 38 for 18 yards (C.Matthews).	P1
<u>1-10-DEN 38</u>	(14:31) (No Huddle, Shotgun) P.Manning pass incomplete short middle to D.Thomas (C.Hayward).	
2-10-DEN 38	(14:25) (No Huddle, Shotgun) P.Manning pass incomplete deep right to D.Thomas. <i>Penalty on GB-C.Hayward, Defensive Pass Interference, offsetting, enforced at DEN 38 - No Play.</i> <i>Penalty on DEN-R.Harris, Illegal Use of Hands, offsetting.</i>	
2-10-DEN 38	(14:20) (No Huddle, Shotgun) R.Hillman left tackle to DEN 39 for 1 yard (H.Clinton-Dix).	
3-9-DEN 39	(13:36) (No Huddle, Shotgun) P.Manning pass short left to B.Fowler to DEN 45 for 6 yards (C.Hayward).	
4-3-DEN 45	(12:55) B.Colquitt punts 41 yards to GB 14, Center-A.Brewer. M.Hyde to GB 23 for 9 yards (S.Barrett; C.Nelson).	

Green Bay Packers at 12:44

1-10-GB 23	(12:44) E.Lacy right tackle to GB 27 for 4 yards (S.Williams).	
2-6-GB 27	(12:11) (Shotgun) E.Lacy up the middle to GB 38 for 11 yards (T.Ward).	R1
<u>1-10-GB 38</u>	(11:45) (No Huddle) A.Rodgers pass incomplete deep middle to R.Cobb.	
2-10-GB 38	(11:38) (No Huddle, Shotgun) A.Rodgers pass incomplete deep right to R.Rodgers [D.Wolfe]. <i>PENALTY on DEN-C.Harris, Defensive Holding, 5 yards, enforced at GB 38 - No Play.</i>	X2
<u>1-10-GB 43</u>	(11:29) J.Starks right guard to GB 43 for no gain (S.Barrett).	
2-10-GB 43	(10:45) (Shotgun) A.Rodgers pass short left to R.Cobb to GB 41 for -2 yards (L.McCray).	
3-12-GB 41	(10:45) (No Huddle, Shotgun) <i>PENALTY on GB-R.Rodgers, False Start, 5 yards, enforced at GB 41 - No Play.</i>	
3-17-GB 36	(9:50) (Shotgun) A.Rodgers pass incomplete deep left to J.Jones [D.Ware].	
4-17-GB 36	(9:43) T.Masthay punts 48 yards to DEN 16, Center-B.Goode. E.Sanders to DEN 17 for 1 yard (Q.Rollins).	

Denver Broncos at 9:36

1-10-DEN 17	(9:36) (Shotgun) R.Hillman right end to DEN 33 for 16 yards (C.Hayward).	R2
<u>1-10-DEN 33</u>	(8:59) (Shotgun) R.Hillman left guard to DEN 36 for 3 yards (M.Pennel).	
2-7-DEN 36	(8:22) (Shotgun) P.Manning pass short right to V.Green to DEN 46 for 10 yards (H.Clinton-Dix).	P3
<u>1-10-DEN 46</u>	(7:47) (Shotgun) C.Anderson up the middle to GB 45 for 9 yards (H.Clinton-Dix).	
2-1-GB 45	(7:09) (Shotgun) C.Anderson left tackle to GB 37 for 8 yards (N.Palmer).	R4
<u>1-10-GB 37</u>	(6:33) (Shotgun) P.Manning pass deep middle to D.Thomas to GB 7 for 30 yards (H.Clinton-Dix, C.Hayward).	P5
<u>1-7-GB 7</u>	(5:53) (Shotgun) R.Hillman left guard to GB 7 for no gain (N.Palmer).	
2-7-GB 7	(5:19) P.Manning pass short left to D.Thomas to GB 1 for 6 yards (D.Randall; C.Matthews).	
3-1-GB 1	(4:43) R.Hillman up the middle for 1 yard, TOUCHDOWN. B.McManus extra point is GOOD, Center-A.Brewer, Holder-B.Colquitt.	R6

GB 0 DEN 7, 9 plays, 83 yards, 4:57 drive, 10:21 elapsed

B.McManus kicks 70 yards from DEN 35 to GB -5. M.Hyde to GB 18 for 23 yards (B.Fowler).

Green Bay Packers at 4:39, (1st play from scrimmage 4:34)

1-10-GB 18	(4:34) (Shotgun) A.Rodgers pass short right to R.Cobb to GB 25 for 7 yards (C.Harris).	
2-3-GB 25	(3:55) (Shotgun) A.Rodgers pass short middle to R.Rodgers to GB 30 for 5 yards (C.Harris; M.Jackson).	P3
<u>1-10-GB 30</u>	(3:19) (Shotgun) A.Rodgers pass short right to J.Perillo to GB 36 for 6 yards (B.Marshall).	
2-4-GB 36	(2:47) (Shotgun) A.Rodgers pass short right to R.Cobb to GB 35 for -1 yards (B.Marshall).	
3-5-GB 35	(2:05) A.Rodgers pass incomplete deep middle to R.Cobb.	
4-5-GB 35	(1:55) T.Masthay punts 45 yards to DEN 20, Center-B.Goode. E.Sanders to DEN 25 for 5 yards (Q.Rollins). <i>PENALTY on DEN-K.Webster, Offensive Holding, 10 yards, enforced at DEN 25.</i>	

Denver Broncos at 1:45

1-10-DEN 15	(1:45) (Shotgun) P.Manning pass incomplete deep left to D.Thomas.	
2-10-DEN 15	(1:38) (Shotgun) P.Manning pass short right to V.Green pushed ob at DEN 34 for 19 yards (M.Hyde).	P7
<u>1-10-DEN 34</u>	(:59) (No Huddle, Shotgun) R.Hillman left tackle to DEN 32 for -2 yards (B.Raji; J.Peppers).	
2-12-DEN 32	(:19) (Shotgun) P.Manning pass short left to O.Daniels to DEN 48 for 16 yards (D.Randall).	P8

END OF QUARTER

	Score	Time Poss	First Downs				Efficiencies	
			R	P	X	T	3 Down	4 Down
Green Bay Packers	0	6:02	1	1	1	3	0/2	0/0
Denver Broncos	7	8:58	3	5	0	8	1/2	0/0

Second Quarter

11/1/2015

Play By Play

Denver Broncos continued.

<u>1-10-DEN 48</u>	(15:00) (Shotgun) P.Manning pass deep left to D.Thomas to GB 5 for 47 yards (C.Hayward).	P9
<u>1-5-GB 5</u>	(14:15) P.Manning pass short left to A.Caldwell for 5 yards, TOUCHDOWN NULLIFIED by Penalty. <i>PENALTY on DEN-A.Caldwell, Offensive Pass Interference, 10 yards, enforced at GB 5 - No Play.</i>	
1-15-GB 15	(14:10) R.Hillman up the middle for 15 yards, TOUCHDOWN. B.McManus extra point is GOOD, Center-A.Brewer, Holder-B.Colquitt.	R10

GB 0 DEN 14, 6 plays, 85 yards, 2:43 drive, 0:58 elapsed

B.McManus kicks 65 yards from DEN 35 to end zone, Touchback.

Green Bay Packers at 14:02

1-10-GB 20	(14:02) A.Rodgers pass short right to D.Adams to GB 28 for 8 yards (B.Marshall).
2-2-GB 28	(13:28) E.Lacy up the middle to GB 28 for no gain (D.Wolfe; L.McCray).
3-2-GB 28	(12:43) E.Lacy right tackle to GB 29 for 1 yard (D.Wolfe).
4-1-GB 29	(12:07) T.Masthay punts 49 yards to DEN 22, Center-B.Goode, fair catch by E.Sanders.

Denver Broncos at 11:58

1-10-DEN 22	(11:58) (Shotgun) <i>PENALTY on DEN-E.Sanders, False Start, 5 yards, enforced at DEN 22 - No Play.</i>	
1-15-DEN 17	(11:58) (Shotgun) P.Manning pass short left to O.Daniels to DEN 35 for 18 yards (N.Palmer).	P11
<u>1-10-DEN 35</u>	(11:21) (Shotgun) C.Anderson up the middle to DEN 43 for 8 yards (M.Daniels).	
2-2-DEN 43	(10:39) (Shotgun) P.Manning pass incomplete short middle to E.Sanders (C.Hayward).	
3-2-DEN 43	(10:34) (Shotgun) C.Anderson right tackle to GB 38 for 19 yards (D.Randall).	R12
<u>1-10-GB 38</u>	(9:50) (Shotgun) R.Hillman left end pushed ob at GB 31 for 7 yards (J.Ryan).	
2-3-GB 31	(9:13) (Shotgun) R.Hillman up the middle to GB 32 for -1 yards (D.Jones).	
3-4-GB 32	(8:29) (No Huddle, Shotgun) R.Hillman up the middle to GB 32 for no gain (D.Jones).	
4-4-GB 32	(7:51) B.McManus 50 yard field goal is GOOD, Center-A.Brewer, Holder-B.Colquitt.	

GB 0 DEN 17, 8 plays, 46 yards, 4:12 drive, 7:14 elapsed

B.McManus kicks 65 yards from DEN 35 to end zone, Touchback.

Green Bay Packers at 7:46

1-10-GB 20	(7:46) A.Rodgers scrambles right end ran ob at GB 34 for 14 yards.	R4
<u>1-10-GB 34</u>	(7:04) J.Starks up the middle to GB 38 for 4 yards (D.Stewart).	
2-6-GB 38	(6:21) (Shotgun) A.Rodgers pass incomplete short left to D.Adams. Timeout #1 by GB at 06:18.	
3-6-GB 38	(6:18) (Shotgun) A.Rodgers pass short right to R.Rodgers ran ob at GB 49 for 11 yards.	P5
<u>1-10-GB 49</u>	(5:41) (No Huddle, Shotgun) A.Rodgers pass short right to R.Cobb to DEN 48 for 3 yards (A.Talib).	
2-7-DEN 48	(5:08) (Shotgun) E.Lacy left guard to DEN 47 for 1 yard (D.Wolfe; L.McCray). DEN-V.Miller was injured during the play.	
3-6-DEN 47	(4:29) (Shotgun) A.Rodgers pass incomplete deep left to D.Adams [D.Bruton]. <i>PENALTY on DEN-D.Bruton, Roughing the Passer, 15 yards, enforced at DEN 47 - No Play.</i>	X6
<u>1-10-DEN 32</u>	(4:25) R.Cobb left end to DEN 22 for 10 yards (T.Ward; D.Ware).	R7
<u>1-10-DEN 22</u>	(3:56) (Shotgun) E.Lacy left tackle pushed ob at DEN 7 for 15 yards (D.Stewart).	R8
<u>1-7-DEN 7</u>	(3:38) A.Rodgers pass incomplete short middle to R.Rodgers (T.Ward). <i>Penalty on DEN, Defensive 12 On-field, declined.</i> <i>PENALTY on DEN, Defensive Offside, 4 yards, enforced at DEN 7 - No Play.</i>	
1-3-DEN 3	(3:34) (Shotgun) E.Lacy left tackle to DEN 2 for 1 yard (D.Ware).	
2-2-DEN 2	(3:02) (Shotgun) E.Lacy up the middle for 2 yards, TOUCHDOWN. M.Crosby extra point is GOOD, Center-B.Goode, Holder-T.Masthay.	R9

GB 7 DEN 17, 10 plays, 80 yards, 2 penalties, 4:48 drive, 12:02 elapsed

M.Crosby kicks 65 yards from GB 35 to end zone, Touchback.

Denver Broncos at 2:58

1-10-DEN 20	(2:58) (Shotgun) P.Manning pass short left to R.Hillman to DEN 15 for -5 yards (C.Matthews).
2-15-DEN 15	(2:19) (Shotgun) P.Manning pass short right to E.Sanders to DEN 26 for 11 yards (D.Randall).

Two-Minute Warning

3-4-DEN 26	(2:00) (Shotgun) P.Manning pass short middle to O.Daniels to DEN 36 for 10 yards (M.Hyde).	P13
<u>1-10-DEN 36</u>	(1:37) (No Huddle, Shotgun) P.Manning pass short middle to B.Fowler to GB 49 for 15 yards (M.Burnett) [C.Matthews].	P14

Green Bay Packers vs Denver Broncos at Sports Authority Field at Mile High

P15

- 1-10-GB 49 (1:12) (No Huddle, Shotgun) P.Manning pass short right to E.Sanders to GB 38 for 11 yards (D.Randall) [C.Matthews].
Penalty on GB-D.Randall, Defensive Holding, declined.
- 1-10-GB 38 (1:07) (No Huddle, Shotgun) R.Hillman up the middle to GB 38 for no gain (D.Jones).
Timeout #1 by DEN at 01:02.
- 2-10-GB 38 (1:02) (Shotgun) P.Manning pass short left to V.Green to GB 35 for 3 yards (M.Hyde).
PENALTY on DEN-M.Garcia, Offensive Holding, 10 yards, enforced at GB 38 - No Play.
- 2-20-GB 48 (:58) (Shotgun) P.Manning pass incomplete deep right to E.Sanders (D.Randall, M.Burnett).
PENALTY on DEN-M.Garcia, Illegal Use of Hands, 10 yards, enforced at GB 48 - No Play.
- 2-30-DEN 42 (:50) (Shotgun) C.Anderson up the middle to DEN 41 for -1 yards (J.Thomas).
- 3-31-DEN 41 (:11) (No Huddle, Shotgun) P.Manning pass incomplete deep left to D.Thomas (D.Goodson).
Timeout #2 by GB at 00:06.
- 4-31-DEN 41 (:06) B.Colquitt punts 46 yards to GB 13, Center-A.Brewer, fair catch by M.Hyde.

END OF QUARTER

	Score	Time Poss	First Downs				Efficiencies	
			R	P	X	T	3 Down	4 Down
Green Bay Packers	7	6:52	4	1	1	6	1/2	0/0
Denver Broncos	17	8:08	2	5	0	7	2/4	0/0

Play By Play

Third Quarter

11/1/2015

GB elects to Receive, and DEN elects to defend the South goal.

B.McManus kicks 65 yards from DEN 35 to end zone, Touchback.

Green Bay Packers at 15:00

1-10-GB 20	(15:00) (Shotgun) E.Lacy up the middle to GB 19 for -1 yards (D.Wolfe).	
2-11-GB 19	(14:19) (Shotgun) A.Rodgers pass incomplete short right to R.Rodgers [V.Miller].	
3-11-GB 19	(14:17) (Shotgun) A.Rodgers pass incomplete short middle to R.Rodgers.	
	<i>PENALTY on DEN-T.Ward, Defensive Pass Interference, 14 yards, enforced at GB 19 - No Play.</i>	X10
<u>1-10-GB 33</u>	(14:11) A.Rodgers pass short middle to E.Lacy to GB 42 for 9 yards (C.Harris) [D.Trevathan]. FUMBLES (C.Harris), and recovers at GB 42. E.Lacy to GB 42 for no gain (S.Williams).	
2-1-GB 42	(13:27) (Shotgun) J.Starks up the middle to GB 44 for 2 yards (B.Marshall).	R11
<u>1-10-GB 44</u>	(12:57) J.Starks up the middle to GB 44 for no gain (D.Wolfe).	
2-10-GB 44	(12:14) (Shotgun) A.Rodgers pass incomplete short left to R.Rodgers.	
3-10-GB 44	(12:09) (Shotgun) A.Rodgers scrambles up the middle to DEN 39 for 17 yards (D.Stewart).	R12
<u>1-10-DEN 39</u>	(11:26) (No Huddle) J.Starks up the middle to DEN 36 for 3 yards (T.Ward).	
2-7-DEN 36	(10:45) (No Huddle) E.Lacy up the middle to DEN 33 for 3 yards (V.Walker).	
3-4-DEN 33	(10:01) (Shotgun) A.Rodgers pass incomplete deep right to R.Cobb.	
	<i>PENALTY on GB-B.Bulaga, Offensive Holding, 10 yards, enforced at DEN 33 - No Play.</i>	
3-14-DEN 43	(9:53) (Shotgun) A.Rodgers pass short left to J.Starks to DEN 39 for 4 yards (D.Wolfe; C.Harris) [S.Barrett].	
4-10-DEN 39	(9:13) M.Crosby 56 yard field goal is GOOD, Center-B.Goode, Holder-T.Masthay.	

GB 10 DEN 17, 11 plays, 41 yards, 1 penalty, 5:53 drive, 5:53 elapsed

M.Crosby kicks 65 yards from GB 35 to end zone, Touchback.

Denver Broncos at 9:07

1-10-DEN 20	(9:07) (Shotgun) P.Manning pass incomplete short left to E.Sanders [M.Daniels].	
2-10-DEN 20	(9:01) (No Huddle, Shotgun) C.Anderson left guard to DEN 22 for 2 yards (M.Daniels).	
3-8-DEN 22	(8:18) (Shotgun) P.Manning pass short middle to D.Thomas to DEN 42 for 20 yards (D.Randall).	P16
<u>1-10-DEN 42</u>	(7:37) (No Huddle, Shotgun) C.Anderson right end to DEN 40 for -2 yards (C.Matthews; N.Perry).	
2-12-DEN 40	(7:04) (Shotgun) P.Manning pass short middle to A.Caldwell to GB 36 for 24 yards (D.Randall).	P17
<u>1-10-GB 36</u>	(6:37) (Shotgun) P.Manning pass short middle to D.Thomas to GB 27 for 9 yards (N.Palmer; M.Hyde).	
2-1-GB 27	(6:08) (No Huddle, Shotgun) J.Thompson left end to GB 28 for -1 yards (M.Neal).	
	Timeout #1 by GB at 05:32.	
3-2-GB 28	(5:32) (Shotgun) C.Anderson up the middle for 28 yards, TOUCHDOWN.	R18
	B.McManus extra point is GOOD, Center-A.Brewer, Holder-B.Colquitt.	

GB 10 DEN 24, 8 plays, 80 yards, 3:42 drive, 9:35 elapsed

B.McManus kicks 65 yards from DEN 35 to end zone, Touchback.

Green Bay Packers at 5:25

1-10-GB 20	(5:25) (Shotgun) A.Rodgers pass incomplete short right to E.Lacy.	
2-10-GB 20	(5:20) (Shotgun) A.Rodgers pass short right to R.Cobb to GB 23 for 3 yards (C.Harris).	
3-7-GB 23	(4:36) (Shotgun) A.Rodgers pass incomplete deep right to R.Cobb.	
	<i>PENALTY on DEN-A.Talib, Defensive Holding, 5 yards, enforced at GB 23 - No Play.</i>	X13
<u>1-10-GB 28</u>	(4:30) A.Rodgers pass deep middle to R.Cobb to GB 45 for 17 yards (D.Trevathan).	P14
<u>1-10-GB 45</u>	(3:53) E.Lacy right tackle to GB 46 for 1 yard (D.Trevathan; S.Williams).	
	Timeout #2 by GB at 03:05.	
2-9-GB 46	(3:05) (Shotgun) A.Rodgers sacked at GB 38 for -8 yards (A.Smith).	
3-17-GB 38	(2:21) (Shotgun) A.Rodgers pass incomplete short middle to R.Cobb (M.Jackson).	
4-17-GB 38	(2:17) T.Masthay punts 42 yards to DEN 20, Center-B.Goode, fair catch by E.Sanders.	

Denver Broncos at 2:10

1-10-DEN 20	(2:10) (Shotgun) R.Hillman right guard to DEN 23 for 3 yards (C.Matthews).	
2-7-DEN 23	(1:30) (Shotgun) R.Hillman right guard to DEN 31 for 8 yards (C.Matthews).	R19
<u>1-10-DEN 31</u>	(:46) (Shotgun) P.Manning pass deep right to D.Thomas to GB 45 for 24 yards (M.Burnett).	P20

Green Bay Packers vs Denver Broncos at Sports Authority Field at Mile High

END OF QUARTER

	Time	First Downs				Efficiencies	
Score	Poss	R	P	X	T	3 Down	4 Down
10	9:08	2	1	2	5	1/3	0/0
24	5:52	2	3	0	5	2/2	0/0

Fourth Quarter

11/1/2015

Play By Play

Denver Broncos continued.

<u>1-10-GB 45</u>	(15:00) (Shotgun) C.Anderson right guard to GB 44 for 1 yard (C.Matthews).	
2-9-GB 44	(14:36) (No Huddle, Shotgun) P.Manning pass short middle to V.Green to GB 12 for 32 yards (M.Hyde).	P21
<u>1-10-GB 12</u>	(13:56) (Shotgun) R.Hillman left tackle to GB 11 for 1 yard (N.Perry; H.Clinton-Dix).	
	Timeout #1 by DEN at 13:11.	
2-9-GB 11	(13:11) (Shotgun) P.Manning pass incomplete short middle to R.Hillman (B.Raji).	
3-9-GB 11	(13:06) (Shotgun) P.Manning pass short left to C.Anderson to GB 6 for 5 yards (C.Hayward).	
4-4-GB 6	(12:28) B.McManus 24 yard field goal is GOOD, Center-A.Brewer, Holder-B.Colquitt.	

GB 10 DEN 27, 9 plays, 74 yards, 4:45 drive, 2:35 elapsed

B.McManus kicks 74 yards from DEN 35 to GB -9. J.Abbrederis to GB 13 for 22 yards (O.Bolden).

Green Bay Packers at 12:25, (1st play from scrimmage 12:21)

1-10-GB 13	(12:21) A.Rodgers sacked at GB 4 for -9 yards (D.Ware). FUMBLES (D.Ware) [D.Ware], touched at GB 3, recovered by GB-R.Rodgers at GB 0. R.Rodgers tackled in End Zone, SAFETY (M.Jackson).	
GB 10 DEN 29, Safety, 2:51 elapsed		

T.Masthay kicks 56 yards from GB 20 to DEN 24. E.Sanders pushed ob at DEN 37 for 13 yards (M.Hyde).

Denver Broncos at 12:09, (1st play from scrimmage 12:04)

1-10-DEN 37	(12:04) R.Hillman up the middle to DEN 41 for 4 yards (C.Hayward).	
2-6-DEN 41	(11:31) P.Manning pass short left to D.Thomas to GB 45 for 14 yards (C.Hayward).	P22
<u>1-10-GB 45</u>	(10:48) R.Hillman right end pushed ob at GB 42 for 3 yards (M.Hyde).	
2-7-GB 42	(10:06) (Shotgun) P.Manning pass incomplete short left to E.Sanders (C.Hayward).	
3-7-GB 42	(10:02) (Shotgun) P.Manning pass short right intended for A.Caldwell INTERCEPTED by D.Randall at GB 29. D.Randall to GB 29 for no gain (A.Caldwell).	

Green Bay Packers at 9:57

1-10-GB 29	(9:57) (Shotgun) A.Rodgers sacked at GB 20 for -9 yards (V.Miller).	
2-19-GB 20	(9:10) (Shotgun) A.Rodgers pass short left to D.Adams to GB 25 for 5 yards (D.Bruton).	
	<i>PENALTY on DEN-D.Ware, Defensive Offside, 5 yards, enforced at GB 20 - No Play.</i>	
2-14-GB 25	(8:39) (Shotgun) A.Rodgers pass short left to J.Starks to GB 30 for 5 yards (S.Barrett; B.Roby).	
3-9-GB 30	(8:02) (Shotgun) A.Rodgers pass short left to J.Jones to GB 32 for 2 yards (B.Marshall). FUMBLES (B.Marshall), and recovers at GB 32. J.Jones to GB 32 for no gain (B.Marshall).	
4-7-GB 32	(7:02) T.Masthay punts 47 yards to DEN 21, Center-B.Goode. E.Sanders to DEN 27 for 6 yards (C.Banjo).	

Denver Broncos at 6:51

1-10-DEN 27	(6:51) C.Anderson left tackle to DEN 32 for 5 yards (M.Pennel).	
2-5-DEN 32	(6:07) C.Anderson right guard to 50 for 18 yards (M.Hyde).	R23
<u>1-10-50</u>	(5:21) C.Anderson right tackle to GB 47 for 3 yards (M.Pennel).	
2-7-GB 47	(4:37) C.Anderson left guard to GB 41 for 6 yards (B.Raji).	
3-1-GB 41	(3:52) R.Hillman left guard to GB 40 for 1 yard (L.Guion; N.Palmer).	R24
<u>1-10-GB 40</u>	(3:09) R.Hillman left end to GB 40 for no gain (N.Palmer).	
2-10-GB 40	(2:24) R.Hillman right tackle to GB 40 for no gain (M.Neal).	

Two-Minute Warning

3-10-GB 40	(2:00) C.Anderson up the middle to GB 43 for -3 yards (M.Neal).	
	Timeout #2 by DEN at 01:16.	
4-13-GB 43	(1:16) B.Colquitt punts 33 yards to GB 10, Center-A.Brewer, out of bounds.	

Green Bay Packers at 1:09

1-10-GB 10	(1:09) A.Harris up the middle to GB 10 for no gain (D.Wolfe; V.Walker).	
2-10-GB 10	(:28) A.Harris up the middle to GB 12 for 2 yards (T.Davis).	

END OF QUARTER

	Score	Time Poss	First Downs				Efficiencies	
			R	P	X	T	3 Down	4 Down
Green Bay Packers	10	4:31	0	0	0	0	0/1	0/0
Denver Broncos	29	10:29	2	2	0	4	1/4	0/0

Miscellaneous Statistics Report

Green Bay Packers vs Denver Broncos
11/1/2015 at Sports Authority Field at Mile High

Ten Longest Plays for Green Bay Packers

Yards	Qtr	Play Start	Play Description
17	3	3-10-GB 44	(12:09) (Shotgun) A.Rodgers scrambles up the middle to DEN 39 for 17 yards (D.Stewart).
17	3	1-10-GB 28	(4:30) A.Rodgers pass deep middle to R.Cobb to GB 45 for 17 yards (D.Trevathan).
15	2	1-10-DEN 22	(3:56) (Shotgun) E.Lacy left tackle pushed ob at DEN 7 for 15 yards (D.Stewart).
14	2	1-10-GB 20	(7:46) A.Rodgers scrambles right end ran ob at GB 34 for 14 yards.
11	1	2-6-GB 27	(12:11) (Shotgun) E.Lacy up the middle to GB 38 for 11 yards (T.Ward).
11	2	3-6-GB 38	(6:18) (Shotgun) A.Rodgers pass short right to R.Rodgers ran ob at GB 49 for 11 yards.
10	2	1-10-DEN 32	(4:25) R.Cobb left end to DEN 22 for 10 yards (T.Ward; D.Ware).
9	3	1-10-GB 33	(14:11) A.Rodgers pass short middle to E.Lacy to GB 42 for 9 yards (C.Harris) [D.Trevathan]. FUMBLES (C.Harris), and recovers at GB 42. E.Lacy to GB 42 for no gain (S.Williams).
8	2	1-10-GB 20	(14:02) A.Rodgers pass short right to D.Adams to GB 28 for 8 yards (B.Marshall).
7	1	1-10-GB 18	(4:34) (Shotgun) A.Rodgers pass short right to R.Cobb to GB 25 for 7 yards (C.Harris).

Ten Longest Plays for Denver Broncos

Yards	Qtr	Play Start	Play Description
47	2	1-10-DEN 48	(15:00) (Shotgun) P.Manning pass deep left to D.Thomas to GB 5 for 47 yards (C.Hayward).
32	4	2-9-GB 44	(14:36) (No Huddle, Shotgun) P.Manning pass short middle to V.Green to GB 12 for 32 yards (M.Hyde).
30	1	1-10-GB 37	(6:33) (Shotgun) P.Manning pass deep middle to D.Thomas to GB 7 for 30 yards (H.Clinton-Dix, C.Hayward).
28	3	3-2-GB 28	(5:32) (Shotgun) C.Anderson up the middle for 28 yards, TOUCHDOWN.
24	3	2-12-DEN 40	(7:04) (Shotgun) P.Manning pass short middle to A.Caldwell to GB 36 for 24 yards (D.Randall).
24	3	1-10-DEN 31	(:46) (Shotgun) P.Manning pass deep right to D.Thomas to GB 45 for 24 yards (M.Burnett).
20	3	3-8-DEN 22	(8:18) (Shotgun) P.Manning pass short middle to D.Thomas to DEN 42 for 20 yards (D.Randall).
19	1	2-10-DEN 15	(1:38) (Shotgun) P.Manning pass short right to V.Green pushed ob at DEN 34 for 19 yards (M.Hyde).
19	2	3-2-DEN 43	(10:34) (Shotgun) C.Anderson right tackle to GB 38 for 19 yards (D.Randall).
18	1	1-10-DEN 20	(15:00) (Shotgun) P.Manning pass deep middle to D.Thomas to DEN 38 for 18 yards (C.Matthews).

Touchdown Scoring Information

		Offense	Defense	Special Teams
VISITOR	Green Bay Packers	1	0	0
HOME	Denver Broncos	3	0	0

Player Scoring Information

Club	Player	TD	Rush TD	Rec TD	KO TD	Punt TD	Int TD	Fum TD	Misc TD	FG	XP	2Pt Rush	2Pt Rec	Sfty	Points
GB	E.Lacy	0	1	0	0	0	0	0	0	0	0	0	0	0	6
GB	M.Crosby	0	0	0	0	0	0	0	0	1	1	0	0	0	4
DEN	R.Hillman	0	2	0	0	0	0	0	0	0	0	0	0	0	12
DEN	B.McManus	0	0	0	0	0	0	0	0	2	3	0	0	0	9
DEN	C.Anderson	0	1	0	0	0	0	0	0	0	0	0	0	0	6
DEN	M.Jackson	0	0	0	0	0	0	0	0	0	0	0	0	1	2

Possession Detail

	First Half		Second Half		Game	
	Visitor	Home	Visitor	Home	Visitor	Home
Largest Lead	0	17	0	19	0	19
Drives Leading	0	3	0	4	0	7
Time of Possession Leading	0:00	9:53	0:00	16:21	0:00	26:14
Largest Deficit	-17	0	-19	0	-19	0
Drives Trailing	3	0	5	0	8	0
Time of Possession Trailing	9:46	0:00	13:39	0:00	23:25	0:00
Times Score Tied Up		0		0		0
Lead Changes		1		0		1

Playtime Percentage

Percent of playtime per player on offense, defense and special teams

Green Bay Packers

Denver Broncos

		Green Bay Packers				Denver Broncos									
		Offense		Defense		Special Teams		Offense		Defense		Special Teams			
B Bulaga	T	53	100%			2	8%	L Vasquez	G	67	100%			5	20%
D Bakhtiari	T	53	100%			2	8%	M Schofield	T	67	100%			5	20%
C Linsley	C	53	100%					M Paradis	C	67	100%			5	20%
T Lang	G	51	96%			2	8%	P Manning	QB	67	100%				
J Sitton	G	51	96%			2	8%	E Sanders	WR	58	87%			6	24%
A Rodgers	QB	51	96%					D Thomas	WR	53	79%				
D Adams	WR	51	96%					E Mathis	G	52	78%			5	20%
R Rodgers	TE	51	96%					O Daniels	TE	49	73%				
R Cobb	WR	51	96%					V Green	TE	41	61%			12	48%
J Jones	WR	47	89%					R Harris	T	40	60%			5	20%
E Lacy	RB	25	47%					R Hillman	RB	38	57%				
J Starks	RB	22	42%					B Fowler	WR	31	46%			14	56%
J Perillo	TE	6	11%			1	4%	T Polumbus	T	27	40%				
A Ripkowski	FB	4	8%			18	72%	C Anderson	RB	27	40%				
J Janis	WR	2	4%			13	52%	A Caldwell	WR	25	37%			10	40%
J Kuhn	FB	2	4%			11	44%	M Garcia	G	16	24%			5	20%
A Harris	RB	2	4%			9	36%	C Latimer	WR	8	12%			14	56%
J Tretter	C	2	4%			8	32%	J Thompson	RB	2	3%			7	28%
D Barclay	T	2	4%			8	32%	R Gordon	TE	1	1%			4	16%
J Abbrederis	WR	2	4%			6	24%	J Ferentz	C	1	1%				
S Tolzien	QB	2	4%					C Harris	CB			51	96%	3	12%
M Hyde	FS			67	100%	14	56%	B Roby	CB			49	92%	4	16%
H Clinton-Dix	FS			67	100%	5	20%	T Ward	SS			49	92%	2	8%
M Burnett	SS			67	100%	5	20%	A Talib	CB			48	91%	1	4%
C Hayward	CB			66	99%	7	28%	B Marshall	LB			46	87%	3	12%
C Matthews	LB			63	94%	4	16%	M Jackson	DE			38	72%	2	8%
D Randall	CB			55	82%	10	40%	V Miller	LB			35	66%		
N Palmer	LB			53	79%	6	24%	D Ware	LB			34	64%	1	4%
M Neal	LB			51	76%	5	20%	D Stewart	FS			33	62%	4	16%
J Peppers	LB			51	76%	5	20%	D Trevathan	LB			31	58%	3	12%
M Daniels	DT			40	60%	5	20%	D Wolfe	DE			29	55%	3	12%
B Raji	NT			29	43%			D Bruton	SS			26	49%	19	76%
L Guion	DT			23	34%	2	8%	A Smith	DE			26	49%		
D Jones	DE			18	27%	5	20%	S Williams	NT			25	47%	3	12%
J Elliott	LB			17	25%	23	92%	L McCray	LB			19	36%	13	52%
M Pennel	DE			17	25%	2	8%	S Barrett	LB			18	34%	20	80%
N Perry	LB			15	22%			V Walker	DE			17	32%	6	24%
J Thomas	LB			13	19%	17	68%	K Webster	CB			5	9%	13	52%
D Goodson	CB			12	18%	16	64%	T Davis	LB			2	4%	17	68%
S Shields	CB			11	16%	1	4%	C Nelson	LB			2	4%	17	68%
J Ryan	LB			2	3%	18	72%	O Bolden	FS			1	2%	17	68%
C Banjo	SS					18	72%	B McManus	K					11	44%
T Masthay	P					8	32%	A Brewer	LS					8	32%
B Goode	LS					7	28%	B Colquitt	P					8	32%
M Crosby	K					5	20%								

