



LIONS



PACKERS

Packers Weekly Media Information Packet

DETROIT LIONS VS GREEN BAY PACKERS

Sunday, November 15, 2015 @ 12:00 p.m. CST • Lambeau Field



THE DOPE SHEET

OFFICIAL PROGRAM AND PUBLICATION, ACME-PACKERS FOOTBALL TEAM.

Packers Public Relations • Lambeau Field Atrium • 1265 Lombardi Avenue • Green Bay, WI 54304 • 920/569-7500 • 920/569-7201 fax
Jason Wahlers, Aaron Popkey, Sarah Quick, Tom Fanning, Nathan LoCascio

VOL. XVII; NO. 16

GREEN BAY, NOV. 10, 2015

WEEK 10

GREEN BAY (6-2) VS. DETROIT (1-7)

Sunday, Nov. 15 • Lambeau Field • 12 p.m. CST

PACKERS RETURN HOME TO PLAY THE LIONS

The Green Bay Packers will play their first home game in almost a month when they host the Detroit Lions on Sunday.

- ▶ The Packers have won 24 straight games against Detroit in Wisconsin, including a '94 playoff game. The streak spans nine Lions head coaches: Wayne Fontes (1992-96), Bobby Ross (1997-99), Gary Moeller (2000), Marty Mornhinweg (2001-02), Steve Mariucci (2003-04), Dick Jauron (2005), Rod Marinelli (2006-08), Jim Schwartz (2009-13) and Jim Caldwell (2014-present).
- ▶ The 24 straight regular-season wins in Wisconsin ranks No. 1 among NFL streaks at one team's home.
- ▶ The rivalry actually kicked off in 1930 at City Stadium in Green Bay, a 47-13 Packers win. Two seasons later, the teams began a yearly series. Sunday marks meeting No. 172 in the all-time series (including playoffs).
- ▶ The Packers lead the regular-season series 95-67-7 (.586) and have won both postseason contests the two have played. Green Bay's 95 wins over the Lions are the most the Packers have against any team.
- ▶ Green Bay has a 15-3 mark (.833) against the Lions under Head Coach **Mike McCarthy**, which is tied with Pittsburgh (15-3 vs. Cleveland) for the second-best winning percentage by a team vs. a divisional foe since 2006 (New England, 17-2 vs. Buffalo).
- ▶ Of the 15 wins over Detroit, nine have been decided by 10 points or more, including four by more than 20 points.
- ▶ The Packers have won 16 of the last 19 against Detroit and 24 of the last 29 in the series.
- ▶ QB **Aaron Rodgers** has led the Packers to 10 wins in 12 games against the Lions, completing 229 of 336 passes for 2,947 yards, 22 touchdowns and five interceptions with passer rating of 111.0.
- ▶ Rodgers has recorded a 100-plus passer rating nine times against Detroit, including a rating of 139.6 in the Week 17 win over the Lions last season at Lambeau Field.
- ▶ Sunday will be the first of four consecutive games against division opponents, including two against the Lions. All four games will take place in the span of 19 days.
- ▶ It is the first time Green Bay has played four straight games against division opponents in a single season since 2000 (Weeks 14-17).
- ▶ The Packers have won their last six NFC North games.
- ▶ This week will be the fourth time the Packers have played at noon CST this season and it is the second-to-last time they are scheduled to play at noon CST (Week 17 vs. Minnesota).
- ▶ Green Bay has won 13 of its last 16 games in the regular season, including eight of the last 10.
- ▶ Green Bay returns to the road in Week 11 to take on the Minnesota Vikings.



WITH THE CALL

FOX Sports, now in its 22nd season as an NFL network television partner, will broadcast the game to a regional audience.



- ▶ Play-by-play man **Joe Buck** joins color commentator **Troy Aikman** and sideline reporter **Erin Andrews**.
- ▶ Milwaukee's WTMJ (620 AM), airing Green Bay games since November 1929, heads up the Packers Radio Network that is made up of 50 stations in five states. **Wayne Larrivee** (play-by-play) and two-time Packers Pro Bowler **Larry McCarren** (color) call the action. McCarren first joined the team's broadcasts in 1995 and enters his 21st season calling Packers' games. McCarren has four times been voted Wisconsin Sportscaster of the Year by the National Sportscasters and Sportswriters Association. After originally being paired together in 1999, McCarren and Larrivee enter their 17th season of broadcasts together.
- ▶ ESPN Radio will air the game across the country. **Dave Flemming** (play-by-play) and **Mark Dominik** (analyst) will call the action and **Ian Fitzsimmons** will report from the sidelines.
- ▶ The broadcast is also available on Sirius Satellite Radio (WTMJ feed) as part of the network's NFL Sunday Drive.
- ▶ DIRECTV subscribers can watch the game on channel 709.

REGULAR SEASON

Date	Opponent	Time (CT)	TV
Sun., Sept. 13	at Chicago BearsW, 31-23	62,442
Sun., Sept. 20	SEATTLE SEAHAWKSW, 27-17	78,433
Mon., Sept. 28	KANSAS CITY CHIEFS (Gold Pkg.)W, 38-28	78,214
Sun., Oct. 4	at San Francisco 49ersW, 17-3	70,799
Sun., Oct. 11	ST. LOUIS RAMSW, 24-10	78,432
Sun., Oct. 18	SAN DIEGO CHARGERSW, 27-20	78,434
Sun., Oct. 25	BYE		
Sun., Nov. 1	at Denver Broncos	L, 10-29	77,075
Sun., Nov. 8	at Carolina Panthers	L, 29-37	74,461
Sun., Nov. 15	DETROIT LIONS (Gold Pkg.)	12 p.m.	FOX
Sun., Nov. 22	at Minnesota Vikings	3:25 p.m.	FOX
Thu., Nov. 26	CHICAGO BEARS	7:30 p.m.	NBC
Thu., Dec. 3	at Detroit Lions	7:25 p.m.	CBS/NFLN
Sun., Dec. 13	DALLAS COWBOYS	*3:25 p.m.	FOX
Sun., Dec. 20	at Oakland Raiders	*3:05 p.m.	FOX
Sun., Dec. 27	at Arizona Cardinals	*3:25 p.m.	FOX
Sun., Jan. 3	MINNESOTA VIKINGS	*12 p.m.	FOX

*—Start time and broadcast may shift due to NFL flexible scheduling

NFL POSTSEASON DATES

- Jan. 9-10 AFC and NFC Wild Card Playoffs
- Jan. 16-17 AFC and NFC Divisional Playoffs
- Jan. 24 AFC and NFC Championship Games
- Jan. 31 Pro Bowl, Aloha Stadium, Honolulu, Hawaii
- Feb. 7 Super Bowl 50, Levi's Stadium, Santa Clara, California





PACKERS VS. LIONS - WEEK 10

DIVISIONAL DRIVE

The Packers have a 41-13-1 (.755) overall regular-season record against NFC North opponents under Head Coach **Mike McCarthy**, a divisional mark that ranks **No. 2 in the NFL** since 2006:

Team	Div. W-L Record	Pct.
1. New England	45-12-0	.789
2. Green Bay	41-13-1	.755
3. Indianapolis	43-14-0	.754
4. San Diego	36-19-0	.655
5. Pittsburgh	36-20-0	.643

► In the Packers' 55 divisional games under McCarthy, they have registered a plus-36 turnover differential (**No. 2 in the NFL**) and outscored their opponents 1,459 to 1,042. Green Bay's 1,459 points against division opponents are **tied for No. 2 in the NFL** since 2006:

Team	Points Scored
1. New England	1,649
2. Green Bay	1,459
3. San Diego	1,457
4. New Orleans	1,445
5. Indianapolis	1,432

► Green Bay has held NFC North foes to 20 points or less in 32 of those contests and to 10 points or less in 13 of the games, ranking in the top five in the NFL in both categories:

Team	20 Points or Less Allowed
1. Pittsburgh	40
2. Seattle	38
3t. Baltimore	37
3t. San Francisco	37
5t. Green Bay and four others	32

Team	10 Points or Less Allowed
1. Seattle	20
2. Pittsburgh	18
3. New England	16
4. Baltimore	15
5. Green Bay	13
6t. Cincinnati	12
6t. Denver	12
6t. Philadelphia	12

► The Packers have given up 18.9 points per game in divisional games, ranking **No. 6 in the NFL** since 2006:

Team	Points Allowed
1. Seattle	16.2
2. Pittsburgh	16.5
3. Baltimore	17.5
4. New England	18.3
5. San Francisco	18.7
6. Green Bay	18.9

► Green Bay has scored more than 30 points in 20 divisional games since 2006, including in four of last six divisional games (55 vs. CHI / 42 vs. MIN / 38 at CHI / 31 at CHI). The Packers' 21 games with 30-plus points against division opponents since 2006 are **No. 3 in the NFL**:

Team	30-Point Games vs. Division
1. New England	26
2. New Orleans	22
3. Green Bay	21
4. Philadelphia	20
5t. Indianapolis	19
5t. NY Giants	19

► The Packers have won 22 of 27 NFC North games with one tie at home under McCarthy, which ranks **No. 3 in the NFL** since 2006:

Team	Home Div. Record	Pct.
1. New England	25-4-0	.862
2. Indianapolis	24-4-0	.857
3. Green Bay	22-4-1	.833
4. Seattle	21-6-0	.778
5. San Francisco	19-8-1	.696
6t. Baltimore	20-9-0	.690
6t. Pittsburgh	20-9-0	.690

► Green Bay had won 10 straight home games against divisional foes before losing to Chicago at Lambeau Field in 2013 in Week 9.

► Green Bay's 37-34 loss at Minnesota in Week 17 of the 2012 season snapped the Packers' 12-game winning streak in regular-season NFC North games, which was the longest divisional winning streak in team history since the league went to a divisional format in 1967:

Seasons	Divisional Winning Streak
1. 2010-2012	12
2t. 1996-97, 2001-02	8
4. 1997-98	7

► Green Bay has posted a winning record in divisional games in every season under McCarthy (2006-14). The only other team in the league to accomplish that feat each of the past nine seasons was the New England Patriots.

► The streak of nine straight seasons with a winning record in divisional games is also a franchise record, topping the previous mark of five straight from 2000-04.

► Packers QB **Aaron Rodgers** leads the NFL in passer rating and passing touchdowns against division opponents since the start of the 2014 season (min. 100 pass att.):

Player	Passer Rating vs. Division (Since 2014)
1. Aaron Rodgers, GB	138.0
2. Brian Hoyer, CLE/HOU	109.7
3. Andrew Luck, IND	107.5

Player	Passing TDs vs. Division (Since 2014)
1. Aaron Rodgers, GB	21
2. Tom Brady, NE	20
3. Andrew Luck, IND	18



PACKERS VS. LIONS - WEEK 10

HOME SWEET HOME

Green Bay continues to play well at Lambeau Field, winning all four home games this season. The Packers are one of six teams to be undefeated at home this season (Carolina, 5-0 / Cincinnati, 4-0 / Denver, 3-0 / Minnesota, 4-0 / New England, 5-0).

► The Packers are the only team in the NFL to be undefeated at home since the start of the 2014 regular season (including playoffs).

Team	Record At Home (Since 2014)	Pct.
1. Green Bay	13-0	1.000
2. New England	14-1	.933
3. Denver	11-1	.917
4. Seattle	11-2	.846

► Under Head Coach **Mike McCarthy**, Green Bay is 58-17-1 at home during the regular season. The Packers' .770 winning percentage ranks **No. 2 in the NFL** over that span:

Team	Record At Home (Since 2006)	Pct.
1. New England	67-10	.870
2. Green Bay	58-17-1	.770
3. Baltimore	57-18	.760
4. Indianapolis	56-21	.727

► In the final seven home games of the 2014 regular season, the Packers outscored opponents 93-7 in the first quarter and 189-30 in the first half. That trend continued this season, as Green Bay has outscored opponents 52-3 in the first quarter and 68-27 in the first half.

► The Packers rank **No. 4 in the NFL** in point differential at home:

Team	Point Differential At Home (2015)
1. New England	plus-94
2. Arizona	plus-58
3. Cincinnati	plus-44
4. Green Bay	plus-41
5. Kansas City	plus-37
6t. Minnesota	plus-36
6t. St. Louis	plus-36
8. Carolina	plus-34

► In 2014, Green Bay's plus-155 point differential at home was the highest in franchise history (dating back to 1940), eclipsing the plus-151 in 1996.

► Green Bay ranks **No. 6 in the NFL** in points per game at home this season:

Team	Points Per Game At Home (2015)
1. New England	34.4
2. Arizona	31.5
3. New Orleans	31.2
3. Atlanta	29.8
5. Cincinnati	29.5
6. Green Bay	29.0

► The Packers have scored 30-plus points in eight of the last 12 regular-season home games, dating back to 2014.

► Under McCarthy, Green Bay has scored 30-plus points at home during the regular season 36 times, winning 34 of those contests. The Packers' 36 home games with at least 30 points are **No. 3 in the league** since 2006:

Team	30-Plus Point Games At Home (2006-15)
1. New England	41
2. New Orleans	37
3. Green Bay	36
4. Dallas	33

► QB **Aaron Rodgers** is among the league leaders in a few passing categories at home this season (min. 40 att.):

Player	Passer Rating At Home (2015)
1. Andy Dalton, CIN	119.2
2. Drew Brees, NO	115.2
3. Tom Brady, NE	115.0
4. Aaron Rodgers, GB	114.9

Player	Passing TDs At Home (2015)
1t. Tom Brady, NE	14
1t. Drew Brees, NO	14
3. Aaron Rodgers, GB	11

Player	TD Pct. At Home (2015)
1. Aaron Rodgers, GB	8.7
2. Andy Dalton, CIN	7.4
3. Ryan Tannehill, MIA	7.1
4. Tom Brady, NE	6.8

Player	25-Yard Passes At Home (2015)
1. Cam Newton, CAR	15
2. Drew Brees, NO	14
3t. Aaron Rodgers, GB	13
3t. Matthew Stafford, DET	13

► QB **Aaron Rodgers** has registered passer ratings of 100-plus in three of four home games this season, tied for the most at home in the NFL:

Player	100-Plus Passer Rating Games At Home (2015)
1. Drew Brees, NO	4
2t. Aaron Rodgers, GB; four others	3

► Rodgers threw 24 touchdowns with zero interceptions on 240 attempts last season, joining Patriots QB Tom Brady (241 attempts in 2003) as the only QBs in NFL history to throw 200-plus passes at home in a single regular season with no interceptions.

► Rodgers owns the top three single-season passer ratings at home in NFL history:

Player	Passer Rating At Home
1. Aaron Rodgers, GB, 2014	133.2
2. Aaron Rodgers, GB, 2011	128.5
3. Aaron Rodgers, GB, 2013	126.4
4. Drew Brees, NO, 2013	126.3



PACKERS VS. LIONS - WEEK 10

STAT OF THE WEEK

- ▶ TE **Richard Rodgers** recorded a career-best two touchdown receptions against the Carolina Panthers. It was the second time in his pro career he faced a team that his dad, Richard Sr., coaches for.
- ▶ Rodgers' two receiving touchdowns were the most by a Green Bay tight end since Jermichael Finley recorded three on Sept. 25, 2011, at Chicago.
- ▶ It marked just the eighth time since 2000 that a Packers tight end registered multiple touchdown receptions in a regular season game.
- ▶ Dating back to 1978, Rodgers' four touchdown receptions this season are tied for the fifth most among Packers tight ends in the first eight games of a season (according to STATS LLC):

Player	Receiving TDs
1t. Bubba Franks, 2001	6
1t. Keith Jackson, 1996	6
3t. Paul Coffman, 1985	5
3t. Jermichael Finley, 2011	5
5t. Richard Rodgers, 2015	4
5t. Mark Chmura, 1997	4
5t. Paul Coffman, 1983	4
5t. Ed West, 1989	4

- ▶ Midway through his second season, Rodgers has six career receiving touchdowns. According to the Elias Sports Bureau he is tied for the second most by a Packers' tight end in the first two seasons of his career, dating back to 1970:

Player	Receiving TDs	GP/GS
1. Bubba Franks, 2000-01	10	32/27
2t. Richard Rodgers, 2015	6	24/13
2t. Jermichael Finley, 2008-09	6	27/11
2t. Rich McGeorge, 1970-71	6	28/14
5. Ed West, 1984-85	5	32/0

- ▶ Green Bay has forced one or more turnovers in every game this season. If they force one on Sunday, it would be the sixth time in the last nine seasons that the Packers forced at least one turnover in each of the first nine games of the season.

OFFENSE

- ▶ QB **Aaron Rodgers** threw four touchdown passes for the 16th time during the regular season in his career last week at Carolina. If he records four again this week, it would be just the second time he has thrown four or more touchdowns in back-to-back games (Games 8-9 in 2011).
- ▶ If Rodgers throws for 300-plus yards, it will be the 43rd 300-yard passing game of his career during the regular season.
- ▶ With Rodgers as the starting quarterback, Green Bay is 34-6 against NFC teams at home during the regular season.
- ▶ For his career, Rodgers has thrown 87 touchdowns, 17 interceptions and has a passer rating of 114.0 against NFC North teams during the regular season.
- ▶ Dating back to 2014, Rodgers has not thrown an interception in 19 of the last 24 regular-season games, including eight of the last 10. The Packers are 17-2 in those games.
- ▶ Since the start of the 2014 season, Rodgers has thrown 57 touchdowns and eight interceptions.
- ▶ WR **Randall Cobb** needs one catch to extend his streak of consecutive regular-season games with a reception to 49, which would tie Max McGee (49, 1959-1963) for eighth place in franchise history.
- ▶ Dating back to last season (with Oakland in 2014), WR **James Jones** has registered a touchdown reception in seven of the last 11 games. He has totaled eight touchdown receptions over that span.
- ▶ Jones has tied his career high (2013) with eight receptions of 25-plus yards this season.

DEFENSE

- ▶ LB **Clay Matthews** has 13 career games with two or more sacks. He is one shy of tying Tim Harris (14, 1986-90) for No. 3 in team history (Reggie White, 16; Kaber Gbaja-Biamila, 15).
- ▶ LB **Julius Peppers** leads the team with 5.5 sacks this season. Dating back to last season (including playoffs), Peppers has 10 sacks in the last 12 games.
- ▶ Peppers has recorded a sack in five games this season, which is **tied for No. 5 in the NFL** (HOU J.J. Watt and NE Chandler Jones) behind DET Ezekiel Ansah, DEN DeMarcus Ware, CIN Geno Atkins and Carlos Dunlap (six each).

WHAT TO LOOK FOR

- ▶ The Packers have won six consecutive games against division opponents. If Green Bay wins this week, it will be the second-longest winning streak against NFC North teams under Head Coach **Mike McCarthy** (12 regular season games, 2011-12).
- ▶ Green Bay is looking to improve to 5-1 against NFC teams this season.
- ▶ The Packers are 13-4 against NFC teams since the start of last season. Green Bay's .765 winning percentage is No. 1 among NFC teams over that span, and the 13 regular season wins are second only to the Seattle Seahawks (14-5).
- ▶ Under McCarthy, the Packers are 77-35-1 against NFC opponents during the regular season. Green Bay's 77 wins are seven more than any other team over that span (New Orleans, 70-45).
- ▶ Since 2006, the Packers are 44-11-1 versus NFC teams at Lambeau Field during the regular season, including wins in each of the last nine games.
- ▶ Green Bay has won three of four home games this season by 10 or more points (10 vs. Seattle and Kansas City / 14 vs. St. Louis).
- ▶ The Packers defense has 15 sacks and six interceptions in four home games this season. Green Bay's 15 sacks at home are tied for No. 3 in the NFL this season.

2015 HONOR ROLL

QB Aaron Rodgers

- NFC Offensive Player of the Week – Week 3 (vs. Kansas City)
- Ranks first in franchise history with 13 Player of the Week Awards, passing Brett Favre (12).
- Leads the league with the most Player of the Week Awards since 2010 (13).
- Named Player of the Week for the sixth consecutive season.



THE DOPE ON THIS WEEK'S OPPONENT:

Packers vs. Lions:

Regular season, all-time:

95-67-7

All-time, at Green Bay:

58-24-4

Streaks: The Packers have won 16 of the last 19 meetings.

Last meeting, regular season:

Dec. 28, 2014, at Lambeau Field; Packers won, 30-20



COACHES CAPSULES

Mike McCarthy: 107-57-1, .648, (incl. 7-6 postseason); 10th NFL season

Jim Caldwell: 40-37, .520, (incl. 2-3 postseason); 5th NFL season

Head to Head: 1-1

vs. Opponent: McCarthy 15-3 vs. Lions; Caldwell 1-1 vs. Packers

MIKE MCCARTHY...Is in his 10th year as the Packers' 14th head coach.

- ▶ Joined Vince Lombardi and Mike Holmgren as the only coaches to guide the Packers to a Super Bowl title with a win over Pittsburgh in Super Bowl XLV.
- ▶ Led the Packers to their sixth consecutive playoff appearance last season, joining New England as the only two NFL teams to do so over that span. Has also led the team to seven playoff appearances in the last eight years (2007, 2009-14).
- ▶ Has guided the Packers to top-10 finishes in scoring each of the past eight seasons (2007-14), joining the Patriots as the only other team to accomplish the feat; Packers finished first overall in scoring in 2014.
- ▶ His .659 winning percentage during the regular season (100-51-1) ranks No. 3 among active NFL coaches (min. 50 games).
- ▶ Was named Packers head coach on Jan. 12, 2006, his first head-coaching job after 13 years as an NFL assistant.

JIM CALDWELL...Is in his second year as the Lions' 26th head coach.

- ▶ In his first season at the helm, he led the Lions to an 11-5 record and a birth in the NFC Wild Card Round vs. Dallas.
- ▶ Prior to joining the Lions, Caldwell spent 2012-13 as the offensive coordinator of the Baltimore Ravens. He originally joined the Ravens as the quarterbacks coach and was promoted to offensive coordinator with three weeks left to play in the 2012 season. He went on to help Baltimore win the AFC North and Super Bowl XLVII.
- ▶ From 2002-11, Caldwell coached for the Indianapolis Colts, including three years as the head coach (2009-11).
- ▶ While in Indianapolis, the Colts had nine consecutive playoff appearances, which included six AFC South titles, two AFC Championships and one Super Bowl title.
- ▶ Caldwell began his NFL coaching career as the Tampa Bay Buccaneers' quarterbacks coach in 2001.

THE PACKERS-LIONS SERIES

- ▶ No other NFL teams have played every year since 1932, when the Packers first met the Lions, then known as the Portsmouth (Ohio) Spartans. Including a pair of playoff clashes in the early 1990s, this week marks Game No. 172 in the all-time series.
- ▶ Green Bay has scored more points (3,578 in the regular season) against the Lions than any other franchise.
- ▶ The Packers have won 24 straight games against Detroit in Wisconsin, including a '94 playoff game, No. 1 among NFL streaks at one team's home.

NOTABLE CONNECTIONS

Packers LB Nick Perry is a Detroit native and prepped at both Mackenzie High School and Martin Luther King High School...Packers G T.J. Lang attended Brother Rice High School in Birmingham, Mich., and played at Eastern Michigan...Packers WR Jeff Janis is from Tawas City, Mich., and is the all-time leader in receptions, receiving yards and receiving touchdowns at Saginaw Valley State...Packers RBs coach Sam Gash was on the Lions' coaching staff from 2007-12...Lions DT C.J. Wilson was drafted by the Packers in the seventh round of the 2010 NFL Draft and went on play for Green Bay from 2010-13...Packers DL coach Mike Trgovac was a three-year starter (1978-80) at middle guard on the defensive line for the University of Michigan, where he played in three Rose Bowls...Trgovac also began his coaching career at Michigan as a graduate assistant from 1984-85...In 1985, Lions LBs coach Bill Sheridan joined Trgovac as a graduate assistant at Michigan...Packers off. quality control coach Luke Getsy worked as the WRs coach at Western Michigan in 2013...Packers LB Andy Mulumba played at Eastern Michigan...Packers LB Jake Ryan played at Michigan...Packers def. front asst. Jerry Montgomery coached the DL at Michigan from 2011-12...Packers HC Mike McCarthy was Kansas City's QBs coach while Detroit's senior coaching asst. Gunther Cunningham was DC for the Chiefs...Cunningham was on the staff of the Hamilton Tiger-Cats (CFL) in 1981 when Packers assoc. HC/offense Tom Clements played QB for Hamilton, and Cunningham was also on the Raiders staff when Packers assoc. HC/LBs Winston Moss played for them...Packers VP of football administration/player finance Russ Ball worked in Kansas City with Cunningham and in New Orleans with Lions DBs/CBs coach Tony Oden...Cunningham coached for the Chiefs while Clements was the QBs coach (2000), Packers asst. OL coach Mike Solari was the OL coach and OC (1997-2007) and while Packers special teams coord. Ron Zook coached DBs (1999)...From 1978-79, Packers DC Dom Capers and Cunningham were on the defensive coaching staff together at the University of California...Lions special teams coord. Joe Marciano coached with Capers for the Baltimore Stars (1983-85), New Orleans Saints (1986-91), and Houston Texans (2002-13)...Packers OL coach James Campen played in New Orleans and asst. special teams coach Jason Simmons played for Houston while Marciano was on both staffs...Solari and Lions WRs coach Robert Prince both coached for the Seahawks from 2008-09...Lions HC Jim Caldwell and Lions DC Teryl Austin coached at Penn State while Gash and Packers secondary-safeties coach Darren Perry played for the Nittany Lions...In 2003-04, Austin was the DBs coach in Seattle while Packers EVP/GM/Director of Football Operations Ted Thompson was the VP of Football Operations for the Seahawks...Packers DT Letroy Guion played for the Vikings while Lions DBs/safeties coach Alan Williams was the DC...Former college teammates include Lang and Lions DE Jason Jones (Eastern Michigan), Packers T Bryan Bulaga, DT Mike Daniels and DB Micah Hyde and Lions T Riley Reiff (Iowa), Packers WR Randall Cobb and Lions G Larry Warford (Kentucky), and Packers G Josh Sitton and Lions K Matt Prater (Central Florida).

LAST MEETING, REGULAR SEASON

Dec. 28, 2014, at Lambeau Field; Packers won, 30-20.

- ▶ QB Aaron Rodgers connected on 17 of 22 passes for 226 yards and two TDs (139.6 passer rating), including one score on the ground as the Packers clinched their fourth straight NFC North title.
- ▶ QB Matthew Stafford threw for 217 yards and three TDs on 20 of 41 passing (89.2 passer rating).
- ▶ WRs Calvin Johnson and Randall Cobb produced two TDs each.



PACKERS VS. LIONS - WEEK 10

QUICK OUT OF THE GATE

Green Bay has continued to start games fast this season, scoring touchdowns in the first quarter in seven of eight games.

- ▶ The Packers just wrapped up a streak of scoring in the first quarter in 22 straight regular-season games, an NFL record (Game 1 of 2014 - Game 6 of 2015). The next longest was 17 by the Chicago Bears (1983-84) and Pittsburgh Steelers (2004-05).
- ▶ Green Bay has averaged 9.1 points in the first quarter this season, **No. 1 in the NFL**, and given up 2.3 points per game, **No. 3 in the NFL**.

Team	Points Per Game/First Quarter
1. Green Bay	9.4
2. New Orleans	7.7
3t. Arizona, Cincinnati	7.4

Team	Points Allowed Per Game/First Quarter
1. Denver	0.9
2. Green Bay	2.4
3t. New England, Seattle	2.5

- ▶ Green Bay has scored touchdowns on the opening drive in three of the last five games.
- ▶ The Packers have a plus-54 first-quarter point differential this season, **No. 1 in the NFL**:

Team	First-Quarter Point Differential (2015)
1. Green Bay	+54
2. New Orleans	+39
3. New England	+38
4. Cincinnati	+29

- ▶ Dating back to 2014, the Packers have outscored their opponents, 148-27, in the first quarter at Lambeau Field.
- ▶ In 2014, Green Bay scored 89 unanswered points at home in the first quarter from the Week 2 game vs. the N.Y. Jets through Week 14 vs. Atlanta. It was the most consecutive points scored at home in the first quarter since the Miami Dolphins scored 93 straight in the 1978-79 seasons.
- ▶ The Packers' 151 first-quarter points during the 2014 regular season were the **most in the NFL in a single season**, dating back to 1991.

Team	First-Quarter Points
1. Green Bay, 2014	151
2. Denver, 1998	144
3. St. Louis, 2001	140

- ▶ Dating back to 2006, the Packers have recorded three of the top six single-season first-half point totals in the NFL:

Team	First-Half Points
1. New England, 2007	333
2. Green Bay, 2014	310
3. New England, 2012	290
4. Denver, 2013	288
5. Green Bay, 2011	286
6. Green Bay, 2009	269

- ▶ Dating back to 1991, Green Bay's average of 19.4 points in the first half of games in 2014 was the second-best recorded in a single season:

Season	First-Half Points Per Game (2014)
1. New England, 2007	20.8
2. Green Bay, 2014	19.4
3. St. Louis, 2001	19.1

- ▶ Packers QB **Aaron Rodgers** ranks among the best in the league in several passing categories in the first half of games this season (min. 60 att.):

Player	Passer Rating
1. Derek Carr, OAK	120.9
2. Drew Brees, NO	116.5
3. Andy Dalton, CIN	111.9
4. Marcus Mariota, TEN	110.3
5. Tom Brady, NE	103.4
6. Aaron Rodgers, GB	103.3

Player	Passing Touchdowns
1. Derek Carr, OAK	13
2t. Drew Brees, NO	10
2t. Eli Manning, NYG	10
4t. Aaron Rodgers, GB	9
4t. Blake Bortles, JAX	9
4t. Tom Brady, NE	9

Player	25+ Yard Pass Plays
1t. Blake Bortles, JAX	11
1t. Drew Brees, NO	11
1t. Derek Carr, OAK	11
1t. Andy Dalton, CIN	11
5. Aaron Rodgers, GB	10

Player	Touchdown Percentage
1. Derek Carr, OAK	9.2
2. Marcus Mariota, TEN	7.1
3. Aaron Rodgers, GB	6.7
4. Jameis Winston, TB	6.4

- ▶ Rodgers has thrown one or more touchdowns in the first half in seven games this season.
- ▶ Rodgers has thrown 34 touchdowns and two interceptions in the first half since the start of the 2014 regular season.
- ▶ Rodgers threw for 275-plus yards in the first half four times in the 2014 regular season, the most by an NFL quarterback over the past 25 seasons (1990-2014), with no other QB posting more than two in a season.
- ▶ Green Bay scored on all five first-half drives in both Weeks 13 and 14 of last season (six TDs, four FGs).
- ▶ With 30 points in the first half of the Week 11 victory over Philadelphia in 2014, Green Bay became the first team in NFL history to score 28-plus points in the first half of four consecutive home games.



PACKERS VS. LIONS - WEEK 10

MAKING GAINS

Green Bay has seven touchdowns of 20-plus yards so far this season, tied for **No. 3 in the NFL**.

► Green Bay is tied for **No. 2 in the NFL** with 22 pass plays of 25-plus yards this season.

Team	Receptions of 25-Plus Yards
1. New Orleans	23
2t. Green Bay	22
2t. Cincinnati	22
4. Pittsburgh	21
5t. Cleveland	20
5t. Jacksonville	20
5t. New England	20

► In Week 5, WR **James Jones** registered a 65-yard touchdown reception, his seventh career touchdown catch of 65-plus yards.

► Jones has tied his career high with eight 25-plus yard receptions this season (2013), which is **tied for No. 5 in the NFL** in 25-plus yard receptions this season:

Player	Receptions of 25-Plus Yards
1. Antonio Brown, PIT	11
2. Rob Gronkowski, NE	10
3t. T.Y. Hilton, IND	9
3t. Allen Robinson, JAX	9
5t. James Jones, GB	8
5t. Brandin Cooks, NO	8
5t. Stefon Diggs, MIN	8
5t. Greg Olsen, CAR	8

► Among players with 15 receptions this season, Jones ranks **No. 2 in the league** with an average of 20.1 yards per catch.

Player	Yards Per Catch
1. Torrey Smith, SF	21.14
2. James Jones, GB	20.1
3. Malcom Floyd, SD	19.5
4. Allen Robinson, JAX	17.7
5. Allen Hurns, JAX	17.6

► Since the start of the 2013 regular season, the Packers are **No. 2 in the league** in pass plays of 25-plus yards:

Team	Pass Plays of 25-Plus Yards
1. Denver	101
2. Green Bay	95
3. Pittsburgh	92
4. Philadelphia	90

► RB **James Starks** recorded a career-best 65-yard touchdown run against San Diego in Week 6, the longest TD run by a Packer since RB DeShawn Wynn's 73-yard TD vs. DET on Dec. 28, 2008.

► Green Bay currently ranks **No. 11 in the NFL** in yards per play this season. The Packers finished the 2014 regular season **ranked No. 1 in the NFL** in yards per play (6.17). The Packers have finished in the top 10 in yards per play in six of the nine seasons under Head Coach **Mike McCarthy**:

Season	Yards Per Play/Ranking
2006	5.03 (19th)
2007	6.02 (2nd)
2008	5.55 (11th)
2009	5.82 (9th)
2010	5.73 (6th)
2011	6.56 (2nd)
2012	5.58 (14th)
2013	5.96 (4th)
2014	6.17 (1st)
2015	5.71 (11th)

IN THE ZONE

Green Bay's has scored on 24 of 26 trips in the red zone this season. The Packers' 92.3 red-zone scoring efficiency ranks **No. 9 in the NFL**.

► Green Bay has averaged 5.27 points in the red zone per game this season, **No. 5 in the NFL**:

Team	Red-Zone Points Per Game
1. New York Jets	5.89
2. New England	5.66
3. Pittsburgh	5.54
4. Arizona	5.49
5. Green Bay	5.27

► The Packers have recorded 13 touchdown passes in the red zone, **tied for No. 6 in the NFL** this season:

Team	Red-Zone Passing Touchdowns
1. New England	18
2. Arizona	17
3t. Cincinnati	15
3t. San Diego	15
4. Indianapolis	14
6t. Green Bay	13
6t. New York Jets	13

► WR **Randall Cobb** and TE **Richard Rodgers** are both **tied for No. 8 in the NFL** with four touchdown receptions in the red zone this season.

► From 2009-14, the Packers ranked in the top 10 in red-zone points five times, including four times in the top five:

Season	Red-Zone Points/NFL Ranking
2009	297 (4th)
2010	260 (8th)
2011	358 (3rd)
2012	249 (13th)
2013	297 (4th)
2014	312 (4th)



PACKERS VS. LIONS - WEEK 10

NOT IN A GIVING MOOD

The Packers have turned the ball over just six times this season, the fewest turnovers in the first eight games of a season for Green Bay since 1940.

► Green Bay ranks No. 2 in turnovers in the NFL this season. A look at Green Bay's giveaway totals each season since 2006 and where that ranked in the NFL:

<u>Season</u>	<u>Giveaways/Ranking</u>
2006	33 (26th)
2007	24 (t-7th)
2008	21 (t-8th)
2009	16 (1st)
2010	22 (10th)
2011	14 (2nd)
2012	16 (t-2nd)
2013	25 (t-15th)
2014	13 (t-1st)
2015	6 (2nd)

► Green Bay's 112 turnovers since 2009 are **No. 2 in the NFL**:

<u>Team</u>	<u>Total Giveaways Since 2009</u>
1. New England	103
2. Green Bay	112
3. San Francisco	122
4. Baltimore	142

► In 2014, the Packers recorded the fewest total giveaways in a single regular season in team history. The four best giveaway seasons in franchise history have come under Head Coach **Mike McCarthy's** direction:

<u>Season</u>	<u>Total Giveaways</u>
1. 2014	13
2. 2011	14
3t. 2009, 2012	16

► The Packers have not turned the ball over in five games this season, **tied for No. 1 in the NFL**:

<u>Team</u>	<u>Zero-Turnover Games (2015)</u>
1t. Green Bay	5
1t. New England	5
3t. Four teams	4

► Green Bay did not turn the ball over in seven games last season, **tied for No. 2 in the NFL** (New England-eight, Seattle-seven). For the first time in team history (since 1933), the Packers did not turn the ball over in four straight games in a single season (Weeks 11-14, 2014), a feat they matched in the first four games this season (Weeks 1-4, 2015).

► Green Bay has registered 38 zero-turnover games since 2009, which is tied for **No. 2 in the NFL** over that span:

<u>Team</u>	<u>Zero-Turnover Games Since 2009</u>
1. New England	43
2t. Green Bay	38
2t. San Francisco	38
4. Kansas City	33

► Green Bay is 73-20-1 (.782) in the regular season under McCarthy when it doesn't have a giveaway or turns it over just once. A look at the Packers' record by the number of giveaways they have in a game since 2006:

<u>Giveaways In Game</u>	<u>GB Record Since 2006</u>
None	41-6-1 (.865)
One	32-14 (.696)
Two	21-17 (.553)
Three-plus	6-14 (.300)

PROLIFIC PACKERS

Dating back to 2010, Green Bay has been one of the most productive offenses in the NFL.

► A glance at where the Packers rank in several offensive categories **since 2010**:

<u>Team</u>	<u>Points Per Game</u>
1. New England	31.5
2. Green Bay	28.3
3. New Orleans	27.5

<u>Team</u>	<u>30-Point Games</u>
1. New England	54
2t. Green Bay	38
2t. Denver	38
4. New Orleans	37

<u>Team</u>	<u>40-Point Games</u>
1. New England	19
2. Green Bay	15
3t. Denver	11
3t. New Orleans	11

<u>Team</u>	<u>Total Touchdowns</u>
1. New England	323
2t. Green Bay	297
2t. New Orleans	297
4. Denver	286

<u>Team</u>	<u>Passing Touchdowns</u>
1. New Orleans	212
2. Green Bay	204
3. New England	191

<u>Team</u>	<u>Net Yards Per Game</u>
1. New Orleans	413.2
2. New England	396.3
3. Philadelphia	389.0
4. Denver	381.1
5. Green Bay	378.1

► A look at Green Bay's regular-season record **since 2006** by point total:

<u>Points Scored</u>	<u>GB Record Since 2006</u>
30-plus	58-5 (.921)
21-29	31-18-1 (.630)
11-20	8-17 (.320)
10 or less	3-11 (.214)



PACKERS VS. LIONS - WEEK 10

AT THE HELM

Having led Green Bay to the playoffs in seven of his first nine seasons as head coach, **Mike McCarthy** is joined by Vince Lombardi and Mike Holmgren as the only coaches to guide the Packers to a Super Bowl win with a victory over Pittsburgh in Super Bowl XLV.

► McCarthy guided the Packers to a franchise-record fourth consecutive division title in 2014.

► With a win at Tampa Bay in Week 16 of the 2014 season, McCarthy passed Lombardi for the No. 2 spot in team history as far as overall victories:

Coach	Overall Wins
1. Curly Lambeau, 1921-49	212
2. Mike McCarthy, 2006-15	107
3. Vince Lombardi, 1959-67	98
4. Mike Holmgren, 1992-98	84

► The 107 overall wins are the most in the NFC and the third most in the NFL since 2006 (NE 131 and IND 109). McCarthy reached 100 career wins (including playoffs) in just his 155th game. He was the fastest to reach 100 wins in the NFL since George Seifert in 1996 (132 games).

► McCarthy reached 100 overall wins faster than any active NFL coach:

Coach	Games Needed For 100 Overall Wins
1. Mike McCarthy, GB	155
2. Andy Reid, PHI/KC	165
3. Bill Belichick, CLE/NE	172

► McCarthy recorded his third regular season with 12-plus wins in 2014 (2007, 2011), passing Curly Lambeau (1929, 1931), Lombardi (1962, 1966), Holmgren (1996-97) and Mike Sherman (2001-02) for the most by a coach in franchise history.

► McCarthy has guided the Packers to five seasons with 11-plus wins (2007, 2009, 2011-12, 2014), passing Lombardi (1961-63, 1966) and Holmgren (1995-98) for the **most by a coach in franchise history**.

► McCarthy's six regular seasons with 10-plus wins are tied with Lambeau for the team record.

► In Week 12 of the 2014 season, McCarthy registered his 90th career regular-season win, passing Lombardi (89) for the second most in franchise history (Lambeau, 209).

► McCarthy joined Pittsburgh's Bill Cowher (2005) as the only Super Bowl-winning coaches to lead their respective teams to three road wins as the No. 6 seed in the postseason en route to a world title.

► Including playoffs, McCarthy has a 107-57-1 record since taking over as head coach in 2006, a .652 winning percentage that ranks **No. 2 among current NFL head coaches** (minimum 60 games):

Coach	Winning Pct.
1. Bill Belichick, CLE/NE	.669 (239-118)
2. Mike McCarthy, GB	.652 (107-57-1)
3. Mike Tomlin, PIT	.630 (92-54)

► McCarthy coached in his 134th game in Week 13 at Detroit in 2013 (including playoffs), moving him past Bart Starr for No. 2 in team history:

Coach	Overall Games
1. Curly Lambeau, 1921-49	339
2. Mike McCarthy, 2006-14	165
3. Bart Starr, 1975-83	133

► In the Week 6 victory over the San Diego Chargers, McCarthy earned the 100th regular-season win of his career in just his 150th game, making him the seventh fastest coach in NFL history and the fastest current NFL coach to reach the 100-win plateau:

Coach (Current)	Games Needed For 100 Regular-Season Wins
1. Mike McCarthy, GB	150
2. Andy Reid, PHI/KC	164
3. Bill Belichick, CLE/NE	177
4. John Fox, CAR/DEN	182
5. Tom Coughlin, JAX/NYG	186

► Since McCarthy took over in 2006, the Packers rank **No. 2 in the NFL** in regular-season winning percentage:

Team	Winning Pct.
1. New England	.789 (120-32)
2. Green Bay	.661 (100-51-1)
3. Indianapolis	.654 (100-53)

WINNING WAYS

With a win in Week 15 at Chicago in 2012, Green Bay posted its fourth straight 10-win season, tying a franchise record that was done three other times in club annals (1929-32, 1995-98, 2001-04).

► A victory vs. Tennessee in Week 16 brought the Packers' win total to 47 from 2009-12, which ranks second in franchise history for a four-year period:

Seasons	Regular-Season Wins
1. 1995-98	48
2. 2009-12	47
3. 1994-97	46

► Green Bay's five 10-win regular seasons since 2009 are tied for No. 2 (Indianapolis) in the NFL behind New England's six.

► A look at the top regular-season win totals in the league since 2009:

Team	Regular-Season Wins (Since 2009)
1. New England	81
2. Green Bay	73
3. New Orleans	66
4t. Denver	65
4t. Pittsburgh	65

► The Packers are the only NFC team and one of two teams in the league (New England) to make the playoffs each of the past six seasons (2009-14).

► Including playoffs, the Packers have won 79 games since 2009, which ranks **No. 2 in the league** over that span:

Team	Total Wins (Since 2009)
1. New England	88
2. Green Bay	79
3t. Baltimore	71
3t. New Orleans	71



PACKERS VS. LIONS - WEEK 10

DIFFERENTIAL MAKES A DIFFERENCE

Green Bay finished in the top 10 in the league in turnover differential in six consecutive seasons (2007-12), the only team in the NFL to accomplish that feat over that span.

►Green Bay is **tied for No. 4 in the NFL** this season with a plus-6 turnover differential:

<u>Team</u>	<u>Turnover Margin (2015)</u>
1. New York Giants	plus-12
2t. New England	plus-7
2t. New York Jets	plus-7
4t. Green Bay	plus-6
4t. Carolina	plus-6
6. Philadelphia	plus-5
7t. Three teams	plus-4

►Since the start of the 2014 regular season, the Packers have a plus-20 turnover differential, the **best in the NFL**:

<u>Team</u>	<u>Turnover Margin</u>
1. Green Bay	plus-20
2. New England	plus-19
3. Arizona	plus-11
4t. Houston	plus-10
4t. New York Giants	plus-10
6t. Carolina	plus-9
6t. Seattle	plus-9

►A look at where Green Bay ranks in the category since 2009:

<u>Team</u>	<u>Turnover Margin (Since 2009)</u>
1. New England	plus-104
2. Green Bay	plus-82
3. San Francisco	plus-63

►Green Bay has won or come out even in the turnover battle in 59 of its last 73 regular-season games.

►During the **Mike McCarthy** era (2006-present) the Packers rank **No. 2 in the NFL** in turnover margin:

<u>Team</u>	<u>Turnover Margin</u>
1. New England	plus-129
2. Green Bay	plus-93
3. Atlanta	plus-43
4. Chicago	plus-32
5. Baltimore	plus-31
6. San Francisco	plus-29

►Green Bay ranked **No. 2 in the league** in 2011 with a plus-24 turnover differential, trailing only San Francisco (plus-28). That mark was tied for No. 2 in franchise history. Two of the top five ratios have come under McCarthy:

<u>Season</u>	<u>Turnover Margin</u>
1. 1943	plus-26
2t. 1941	plus-24
2t. 1965	plus-24
2t. 2009	plus-24
2t. 2011	plus-24

►During McCarthy's tenure, the Packers have a 72-9-1 (.884) regular-season record when they come out ahead in the game in turnover ratio:

<u>Turnover Margin</u>	<u>GB Record Since 2006</u>
minus-3 or worse	0-2 (.000)
minus-2	2-11 (.154)
minus-1	8-17 (.320)
even	18-12 (.600)
plus-1	36-5-1 (.869)
plus-2	17-2 (.895)
plus-3 or better	19-2 (.905)

BREAKING DOWN THE 53

The Packers' 53-man roster is composed of 26 offensive players, 24 defensive players and three specialists.

►According to the Elias Sports Bureau, Green Bay was joined by Tampa Bay and Jacksonville as the only teams in the NFL to have at least two rookie free agents make the opening-day roster each of the last six seasons (2010-15).

►Green Bay's average age on the opening-day roster was 25.23, making it the second-youngest team in the NFL (St. Louis, 24.96).

►Of the 53 players on Green Bay's roster, 35 of them (66.0 percent) were draft picks of the Packers. Dating back to 2009, Green Bay has selected eight players in the first round, seven of which are still on the team.

►Green Bay has 16 players on the roster that began their careers as non-drafted free agents, with 10 of those originally signed by Green Bay.

►Over 40 percent of the players (22 of 53, 41.5 percent) on Green Bay's roster entered the league as a sixth-round or seventh-round pick or as a non-drafted player.

►The Packers have six players on the roster that played in the NFL prior to the 2009 season. Four of those players were draft picks of the Packers (QB **Aaron Rodgers**, WR **James Jones**, K **Mason Crosby** and G **Josh Sitton**) and four have made at least one Pro Bowl (FB **John Kuhn**, Rodgers, LB **Julius Peppers** and Sitton).

►Of the 53 players on the roster, 45 began their pro careers with the Packers (84.9 percent).

►Only 20 of the 53 players on the roster (37.7 percent) were selected in the first three rounds of the draft, with 19 being drafted by the Packers.

►Of the 53 players on the roster, 43 of them (81.1 percent) are 28 years old or younger (as of Nov. 15) and 24 players (45.3 percent) are 24 years old or younger.

GREEN BAY'S ROSTER ...

BY AGE (as of Nov. 15)

21-24	24 players
25-28	19 players
29-32	8 players
33-plus	2 players

BY EXPERIENCE

R-1	12 players
2-3	17 players
4-5	7 players
6-9	14 players
10-plus	3 players

BY DRAFT ROUND

1st	9 players
2nd/3rd	10 players
4th/5th	11 players
6th/7th	7 players
Undrafted	16 players



PACKERS VS. LIONS - WEEK 10

SACKING PACK

With **Dom Capers** as defensive coordinator (2009-15), the Packers have recorded 268 sacks, which is **tied for No. 3 in the NFL** over that span.

► Green Bay is **tied for No. 5 in the NFL** in sacks this season:

Team	Sacks (2015)
1. Denver	30
2t. New England	27
2t. St. Louis	27
4. Carolina	25
5t. Green Bay	23
5t. Cincinnati	23

- The Packers recorded seven sacks against Kansas City in Week 3, which is tied for the highest single-game total for Green Bay during the Capers era (vs. CHI, 9/13/12 / vs. TEN, 12/23/12 / at TB, 12/21/14).
- Green Bay followed it up with six sacks at San Francisco in Week 4. It was the first time Green Bay posted back-to-back games with six-plus sacks since 1978.
- The Packers defense recorded three or more sacks in four consecutive games (Weeks 3-6) for the first time since 2013 (five consecutive games, Weeks 3, 5-8).
- Green Bay recorded a sack in 42 consecutive regular-season games, a franchise record (Game 13 in 2012 to Game 6 in 2015).
- Dating back to 1963, the Packers' nine sacks during the 2014 playoffs tied (1967) for the third most Green Bay has recorded in a single post-season (11 in 2010 and 10 in 2003).

SPREADING AROUND THE SACKS

So far this season, LBs **Julius Peppers** (5.5), **Clay Matthews** (4.5), **Nick Perry** (3.5), DT **Mike Daniels** (3.0), LB **Jayrone Elliott** (2.0), LBs **Mike Neal** (2.0), **Joe Thomas** (1.0), DE **Datone Jones** (1.0) and DT **B.J. Raji** (0.5) have contributed to the Packers' sack total.

► Green Bay is **tied No. 3 in the league** for the most players to register two or more sacks this season:

Team	Players With Two-Plus Sacks (2015)
1t. Denver	8
1t. St. Louis	8
3t. Green Bay	6
3t. Baltimore	6
3t. Carolina	6
3t. Tennessee	6
7t. Five teams	5

TAKE IT AWAY NOW

A key component to a good defense is forcing turnovers. It has been a focal point of the Packers defense for years and it has continued this season.

- Green Bay has 12 takeaways this season, recording one or more in each game.
- The Packers are one of three teams to register one or more takeaways in eight games this season (Philadelphia and Tampa Bay).
- Including playoffs, the Packers have recorded one or more takeaways in 32 of the last 33 games.

► Dating back to 2014, the Packers are tied for **No. 4 in the NFL** in takeaways during the regular and postseason:

Team	Takeaways (Since 2014)
1. Philadelphia	48
2t. Carolina	47
2t. New York Giants	47
4t. Green Bay	45
4t. Arizona	45

► Under the guidance of defensive coordinator Dom Capers, the Packers have forced 194 turnovers during the regular season, **No. 4 in the NFL since 2009**:

Team	Takeaways (Since 2009)
1. New England	207
2. New York Giants	205
3. Chicago	198
4. Green Bay	194
5. Philadelphia	188

► Green Bay recorded four interceptions in a Week 5 victory over the St. Louis Rams, the Packers' first four-interception game since Sept. 13, 2012, vs. Chicago.

► The Packers have 10 interceptions this season, **tied for No. 5 in the NFL** :

Team	Interceptions (2015)
1t. Arizona	13
1t. Carolina	13
1t. New York Giants	13
4. Philadelphia	12
5t. Green Bay	10
5t. Atlanta	10
5t. Indianapolis	10
5t. New York Jets	10

► Since 2014, Green Bay is **tied for No. 1 in the NFL** in interceptions (including playoffs):

Team	Interceptions (2014-15)
1t. Green Bay	32
1t. Arizona	32

► In Week 5, CB **Quinten Rollins** became the first Packers rookie to score on an interception since S Marques Anderson in 2002 (vs. Det, Nov. 10). Green Bay **tied for No. 3 in the league** with three interceptions returned for touchdowns last season.

► The Packers have a **65-16 record** (.809) when they record **at least two takeaways** in a game under Head Coach **Mike McCarthy**. A look at the Packers' record by the number of takeaways since 2006:

Takeaways In Game	GB Record Since 2006
None	4-15 (.211)
One	31-20-1 (.606)
Two	29-9 (.763)
Three-plus	36-7 (.837)



PACKERS VS. LIONS - WEEK 10

AMONG THE LEADERS

After an MVP season in 2014, QB **Aaron Rodgers** has had a good first half of the 2015 season.

- ▶ For the sixth time in his eight seasons as the starting quarterback (2008-15), Rodgers finished the first half of the season with a plus-100 passer rating (2015: 108.2 / 2014: 113.6 / 2013: 108.0 / 2012: 107.9 / 2011: 129.1 / 2009: 103.3).
- ▶ He recorded 11 touchdown passes and zero interceptions through the first four contests this season to become just the third QB in NFL history to throw 11-plus touchdown passes with zero interceptions in the first four games of a season (Peyton Manning, 16/0 in 2013; Don Meredith, 14/0 in 1966).
- ▶ His 13 games (min. 15 attempts) without an interception in 2014 were the third most in a regular season in NFL history. He has five this season.
- ▶ Below is where Rodgers ranks among the league leaders in several categories so far in 2015:

<u>Quarterback</u>	<u>Passer Rating (2015)</u>
1. Tom Brady, NE	113.5
2. Andy Dalton, CIN	111.0
3. Carson Palmer, ARI	110.2
4. Tyrod Taylor, BUF	108.9
5. Aaron Rodgers, GB	108.2

<u>Quarterback</u>	<u>Passing TDs (2015)</u>
1. Tom Brady, NE	22
2. Carson Palmer, ARI	20
3t. Aaron Rodgers, GB	19
3t. Derek Carr, OAK	19
3t. Eli Manning, NYG	19

<u>Quarterback</u>	<u>TD/INT Ratio (2015)</u>
1. Tom Brady, NE	11.0
2. Aaron Rodgers, GB	6.3
3. Derek Carr, OAK	4.8
4. Andy Dalton, CIN	4.5
5. Brian Hoyer, HOU	4.3

<u>Quarterback</u>	<u>TD Percentage (2015)</u>
1. Carson Palmer, ARI	7.7
2. Aaron Rodgers, GB	7.5
3. Andy Dalton, CIN	7.0
4. Derek Carr, OAK	7.0
5. Tyrod Taylor, BUF	6.7

<u>Quarterback</u>	<u>INT Percentage (2015)</u>
1. Tom Brady, NE	0.6
2. Alex Smith, KC	1.1
3. Aaron Rodgers, GB	1.2
4. Brian Hoyer, HOU	1.4
5. Derek Carr, OAK	1.5

<u>Quarterback</u>	<u>25-Plus-Yard Passes (2015)</u>
1t. Aaron Rodgers, GB	22
1t. Drew Brees, NO	22
1t. Andy Dalton, CIN	22
4t. Blake Bortles, JAX	20
4t. Tom Brady, NE	20

- ▶ Rodgers has recorded two games with four or more passing touchdowns this season, **tied for No. 1 in the NFL**:

<u>Player</u>	<u>Games With Four-Plus TD Passes (2015)</u>
1t. Aaron Rodgers, GB	2
1t. Tom Brady, NE	2
1t. Derek Carr, OAK	2
1t. Marcus Mariota, TEN	2
1t. Carson Palmer, ARI	2

- ▶ Rodgers owns three of the top four single-season totals in touchdown passes in franchise history:

<u>Player</u>	<u>TD Passes</u>
1. Aaron Rodgers, 2011	45
2t. Aaron Rodgers, 2012	39
2t. Brett Favre, 1996	39
4t. Aaron Rodgers, 2014	38
4t. Brett Favre, 1995	38

- ▶ A look at where Rodgers ranks in several categories **since 2011** (min. 500 attempts):

<u>Quarterback</u>	<u>Passer Rating (Since 2011)</u>
1. Aaron Rodgers, GB	112.1
2. Peyton Manning, IND/DEN	103.2
3. Drew Brees, NO	102.2

<u>Quarterback</u>	<u>Touchdowns (Since 2011)</u>
1. Drew Brees, NO	179
2. Aaron Rodgers, GB	158
3. Tom Brady, NE	153
4. Peyton Manning, IND/DEN	140

<u>Quarterback</u>	<u>Yards/Attempt (Since 2011)</u>
1. Aaron Rodgers, GB	8.41
2. Russell Wilson, SEA	7.96
3. Peyton Manning, IND/DEN	7.94

<u>Quarterback</u>	<u>Completion Pct. (Since 2011)</u>
1. Drew Brees, NO	68.2
2. Peyton Manning, IND/DEN	66.9
3. Aaron Rodgers, GB	66.7

<u>Quarterback</u>	<u>TD/INT Ratio (Since 2011)</u>
1. Aaron Rodgers, GB	5.64 (158/28)
2. Tom Brady, NE	3.64 (153/42)
3. Alex Smith, KC	3.08 (80/26)
4. Peyton Manning, DEN	2.86 (140/49)

<u>Quarterback</u>	<u>Yards/Completion (Since 2011)</u>
1. Brian Hoyer, NE/ARI/CLE	12.80
2. Cam Newton, CAR	12.73
3. Aaron Rodgers, GB	12.61



PACKERS VS. LIONS - WEEK 10

A RATINGS SUCCESS

Since taking over as the starter in 2008, **QB Aaron Rodgers** is **No. 1 in the NFL** in 100-plus passer rating games (min. 15 attempts) over that span:

Quarterback	100-Rating Games (Since '08)
1. Aaron Rodgers, GB	66
2. Drew Brees, NO	63
3. Philip Rivers, SD	57

► A look at where Rodgers ranks in the NFL **since 2011** (min. 15 att.):

Quarterback	100-Rating Games
1. Aaron Rodgers, GB	41
2. Drew Brees, NO	39
3. Tom Brady, NE	37

► Rodgers is **No. 1 in the NFL** since the start of the 2014 regular season (min. 15 att.) with seven games with a passer rating over 130.0:

Quarterback	130-Rating Games (Since 2014)
1. Aaron Rodgers, GB	7
2. Tony Romo, DAL	6

► Since 2011, Rodgers **leads the NFL** in games with a passer rating of at least 130.0 (min. 15 att.):

Quarterback	130-Rating Games (Since 2011)
1. Aaron Rodgers, GB	18
2. Drew Brees, NO	13
3. Tony Romo, DAL	12
4. Peyton Manning, DEN	11

► Rodgers and Pittsburgh QB Ben Roethlisberger are the only quarterbacks in the NFL to have two 150-plus rating games since the start of the 2014 regular season.

PUTTING UP THE POINTS

Dating back to 2014, QB **Aaron Rodgers** ranks **No. 1 in the league** in the regular season in both touchdown passes (57) and touchdown percentage (7.4).

► Rodgers has recorded at least three touchdown passes in 11 games since the start of last season, **No. 1 in the NFL**:

Player	Games With 3+ Passing TDs (Since 2014)
1. Aaron Rodgers, GB	11
2. Philip Rivers, SD	10
3t. Peyton Manning, DEN	9
3t. Andrew Luck, IND	9

► Since becoming the starter in 2008, he has 46 games with at least three touchdown passes during the regular season, **No. 2 in the league** over that span:

Player	Games With 3+ Passing TDs (Since 2008)
1. Drew Brees, NO	50
2. Aaron Rodgers, GB	46
3. Peyton Manning, IND/DEN	45

TAKING HIS PLACE AMONG THE GAME'S BEST

Rodgers surpassed the 1,500-attempt plateau for his career in 2010, the benchmark to qualify for passer rating in the NFL record book.

► Rodgers ranks **No. 1 in NFL history** in career passer rating:

Quarterback	Career Passer Rating
1. Aaron Rodgers, GB	106.2
2. Tony Romo, DAL	97.6
3. Steve Young, TB/SF	96.8
4. Peyton Manning, IND/DEN	96.8
5. Tom Brady, NE	96.6

► In 111 career regular-season starts, Rodgers has eclipsed the century mark in passer rating 66 times and recorded 42 games of 300-plus yards.

► Rodgers went over the 30,000-yard passing mark for his career in Week 6 versus San Diego. He reached the mark on his 3,652nd attempt, the fewest attempts needed in NFL history as he bested the previous record held by QB Johnny Unitas (3,695 attempts).

► Rodgers reached the mark in his 116th career game, the fourth fewest in NFL history.

► Rodgers' 241 touchdown passes at the time he hit the 30,000-yard mark is also an NFL record.

► Where Rodgers ranks among active NFL quarterbacks **since he took over as the starter in 2008** (min. 1,000 attempts):

Quarterback	Passing Yards (Since 2008)
1. Drew Brees, NO	37,607
2. Philip Rivers, SD	33,000
3. Matt Ryan, ATL	30,868
4. Eli Manning, NYG	30,709
5. Peyton Manning, DEN	30,210
6. Aaron Rodgers, GB	30,186

Quarterback	Passing TDs (Since 2008)
1. Drew Brees, NO	280
2. Aaron Rodgers, GB	244
3. Peyton Manning, IND/DEN	233

Quarterback	Passer Rating (Since 2008)
1. Aaron Rodgers, GB	106.7
2. Drew Brees, NO	100.6
3. Tom Brady, NE	100.1

Quarterback	Yards/Attempt (Since 2008)
1. Aaron Rodgers, GB	8.23
2. Philip Rivers, SD	8.01
3. Russell Wilson, SEA	7.96

Quarterback	INT Percentage (Since 2008)
1. Tom Brady, NE	1.5
2. Aaron Rodgers, GB	1.6
3. Alex Smith, SF/KC	1.8

Quarterback	25-Yard Passes (Since 2008)
1. Drew Brees, NO	285
2. Aaron Rodgers, GB	267
3. Philip Rivers, SD	249

Quarterback	Rushing Yards (Since 2008)
1. Cam Newton, CAR	2,914
2. Michael Vick, PHI/NYJ	2,250
3. Russell Wilson, SEA	2,180
4. Aaron Rodgers, GB	1,997



PACKERS VS. LIONS - WEEK 10

TAKING CARE OF THE BALL

Since taking over as the starter in 2008, QB **Aaron Rodgers** has been one of the best in the league when it comes to limiting interceptions. He has only thrown three so far in the 2015 season (**tied for No. 2 in the NFL**, min. 100 att.) and **ranked No. 1 in the NFL** during the 2014 regular season with five interceptions, the third fewest in a single regular season (min. 250 att.) in Packers history.

▶ Rodgers finished the 2014 regular season with the fewest interceptions of his career since taking over as the starter in 2008:

Year	Interceptions	GP
1. 2014	5	16
2t. 2011	6	15
2t. 2013	6	9

▶ Rodgers set NFL records with 494 pass attempts and 44 touchdown passes (586 and 49 including playoffs) at home without an interception. The streak lasted from Dec. 2, 2012, to Oct. 11, 2015.

▶ Rodgers posted seven consecutive zero-interception games during the 2014 regular season (Weeks 2-7), passing Bart Starr's franchise record of six (min. 15 attempts a game) set in 1964.

▶ Rodgers joined Patriots QB Tom Brady (2007) as the only players in NFL history to register four straight three-touchdown/zero-interception games in a single season (Weeks 4-7, 2014). His eight overall last season also tied Brady (2007) for the most during a single regular season.

▶ Rodgers career INT percentage of 1.6 (60 INTs on 3,727 attempts) ranks **No. 1 in NFL history** (min. 1,500 attempts):

Quarterback	Career INT Pct.
1. Aaron Rodgers, GB	1.6
2. Tom Brady, NE	1.9

▶ Rodgers also ranks **No. 1 in league annals** in career TD/INT ratio:

Quarterback	TD/INT Ratio
1. Aaron Rodgers, GB	4.08 (245/60)
2. Tom Brady, NE	2.86 (414/145)
3. Peyton Manning, IND/DEN	2.19 (537/245)

▶ Rodgers holds three of the four lowest interception-percentage marks (min. 200 attempts) in a season in team history:

Quarterback	Season INT Pct.
1. Aaron Rodgers, 2014	0.96 (5 INTs, 520 att.)
2t. Aaron Rodgers, 2011	1.20 (6 INTs, 502 att.)
2t. Bart Starr, 1966	1.20 (3 INTs, 251 att.)
4. Aaron Rodgers, 2009	1.29 (7 INTs, 541 att.)

▶ Rodgers leads the NFL with 66 zero-INT games (min. 15 att.) since 2008:

Quarterback	Zero-INT Games
1. Aaron Rodgers, GB	66
2. Tom Brady, NE	60

▶ In Week 5, Rodgers finished a streak of 197 consecutive passes without an interception, the **fourth-longest streak** in franchise history:

Quarterback	Cons. Att. W/O An INT
1. Bart Starr, 1964-65	294
2. Aaron Rodgers, 2014	212
3. Aaron Rodgers, 2014	202
4. Aaron Rodgers, 2014-15	197

MAKING CATCHES COUNT

WRs **Randall Cobb** and **James Jones** are leading the way for the Packers receiving corps. Cobb leads the team in receptions (40) and Jones leads in receiving yards (483) and touchdowns (six).

▶ Cobb set a single-game career high with three touchdown receptions in Week 3 vs. KC. It was the most by a Packers receiver since Jones caught three at Chicago on Dec. 16, 2012.

▶ Jones is tied for **No. 6 in the NFL** this season in receiving touchdowns, while Cobb is **tied for No. 13**:

Player	TD Receptions (2015)
1. Tyler Eifert, CIN	9
2t. Odell Beckham Jr., NYG	7
2t. Julian Edelman, NE	7
2t. Larry Fitzgerald, ARI	7
2t. Rob Gronkowski, NE	7
6t. James Jones, GB and six others	6

▶ Jones is **tied for No. 2 in the NFL** with three touchdown receptions of 25-plus yards:

Player	25-Plus Yard TD Receptions
1. Michael Crabtree, OAK	4
2t. James Jones, GB	3
2t. Travis Benjamin, CLE	3
2t. Odell Beckham Jr., NYG	3
2t. Amari Cooper, OAK	3
2t. Allen Hurns, JAX	3

▶ Dating back to 1960, Cobb and Jones joined Carroll Dale (1968), Keith Jackson (1996), James Lofton (1983) and Ed West (1989) as the only Packers to record four receiving touchdowns in the team's first three games of a season.

▶ Cobb and Jones were the first duo in team history to both have four TD catches in the first three games of the season.

▶ For the fourth time in his career (2011, twice in 2012) Jones recorded a touchdown reception in three consecutive games (Weeks 1-3).

▶ Since Week 15 of the 2014 regular season, Jones has recorded eight touchdown receptions, **tied for No. 4 in the NFL**, and Cobb has recorded seven, **tied for No. 6 in the NFL**, over that time span:

Player	Rec. TDs (Since Week 15, 2014)
1. Odell Beckham Jr., NYG	13
2t. Tyler Eifert, CIN	9
2t. Rob Gronkowski, NE	9
4t. James Jones, OAK/GB	8
4t. Julian Edelman, NE	8
6t. Randall Cobb, GB	7
6t. Dez Bryant, DAL	7
6t. Eric Decker, NYJ	7
6t. Larry Fitzgerald, ARI	7



PACKERS VS. LIONS - WEEK 10

THE GROUND GAME

The combination of RBs **Eddie Lacy** and **James Starks** has led to some success on the ground this season.

- ▶ Green Bay has rushed for 120-plus yards in five games this season. Dating back to 1970, that is tied for the third-most games with 120-plus rushing yards in the first eight games of a season (seven in 1971 and six in 1970 and 2013).
- ▶ The Packers have recorded 925 rushing yards this season, the eighth most they have posted in the first eight games dating back to 1990:

<u>Year</u>	<u>Rushing Yards in First Eight Games (Since 1990)</u>
1. 2003	1,234
2. 2013	1,189
3. 2002	974
4. 2009	968
5. 2004	959
6. 2006	951
7. 1996	941
8. 2015	925

- ▶ Green Bay is averaging 4.45 yards per carry this season, ranking fourth among Packers' teams through the first eight games of the season since 1990:

<u>Year</u>	<u>Yards Per Carry in First Seven Games (Since 1990)</u>
1. 2003	5.32
2. 2013	5.04
3. 2009	4.48
4. 2015	4.45
5. 2002	4.31

- ▶ The Packers have recorded 25-plus carries and 100-plus yards 15 times in the last 20 regular-season games (Weeks 5-8, 10-17 of 2014 and Weeks 1-4 of 2015), averaging at least 4 yards a carry 12 times during that span.
- ▶ Dating back to the 2013 regular season, Green Bay is 18-2 in the last 20 games it ran the ball at least 25 times, including 15-1 since the start of the 2014 regular season. The Packers are 78-15-1 under Head Coach **Mike McCarthy** when running the ball 25-plus times.
- ▶ RB **James Starks** has put together two of the finest rushing games of his career this season. In Week 2, he carried the ball 20 times for 95 yards (4.8 avg.), and in Week 6, he racked up 112 yards on just 10 carries (11.2 avg.), becoming the first Packers player to rush for 100-plus yards on 10 or fewer carries since RB Brandon Jackson at Washington on Oct. 10, 2010 (115 yards on 10 carries).
- ▶ Below is the the top five rushing performances of Starks' career (including playoffs):

<u>Game</u>	<u>Rushing Yards (Avg.)</u>
1. 2013, Wk 2 vs. WAS	132 (6.6)
2. 2011, Wild Card at PHI	123 (5.3)
3. 2015, Wk 6 vs. SD	112 (11.2)
4. 2015, Wk 2 vs. SEA	95 (4.8)
5. 2013, Wk 17 at CHI	88 (8.0)

- ▶ Starks' average of 11.2 yards per carry against San Diego is the second highest in a game by an NFL back this season (min. 10 att.).

<u>Player</u>	<u>Yards Per Carry</u>
1. Lamar Miller, MIA vs. HOU	12.50 (175 on 14 car.)
2. James Starks, GB vs. SD	11.20 (112 on 10 car.)
3. Mark Ingram, NO at IND	10.21 (143 on 14 car.)
4. Dexter McCluster, TEN at CLE	9.80 (98 on 10 car.)
5t. Ronnie Hillman, DEN vs. MIN	9.36 (103 on 11 car.)
5t. Chris Johnson, ARI at DET	9.36 (103 on 11 car.)

- ▶ In Week 6, Starks registered the longest run of his career, a 65-yard touchdown that was also the longest by a Green Bay player since RB DeShawn Wynn's 73-yard touchdown vs. Detroit on Dec. 28, 2008. Starks also recorded a 5-yard touchdown reception against San Diego, giving him the first two touchdown game of his career and becoming the first Packer to post a 50-yard touchdown run and a touchdown reception in the first quarter of a game since RB Dorsey Levens did so at Indianapolis on Nov. 16, 1997.

RACKING UP POINTS

K **Mason Crosby** is moving his way up the record books.

- ▶ Crosby passed Ryan Longwell in Week 2 to become the franchise career points leader:

<u>Player</u>	<u>Career Points</u>
1. Mason Crosby, 2007-15	1,092
2. Ryan Longwell, 1997-2004	1,054
3. Don Hutson, 1935-45	823

- ▶ In Week 6, Crosby (280) eclipsed Longwell (277) for the most field goal attempts in Packers' history.
- ▶ Crosby (1,193) passed Longwell (1,119) for the most points scored in the regular and postseason combined in franchise history.
- ▶ With 1,037 points from 2007-14, Crosby passed NE K Stephen Gostkowski (1,023) for the most points by an NFL player in his first eight regular seasons.
- ▶ Crosby had 134 points during the 2014 regular season, giving him the eighth 100-point season of his career and tying with Ryan Longwell (1997-2004) for the franchise record.
- ▶ Including 2013, Crosby made 19 consecutive field goals in the regular season, until his final kick against the Bears was blocked in Week 4 of 2014. He now owns the two longest consecutive field-goal streaks in franchise history (23 straight from 2010-11).
- ▶ Dating back to the 2013 regular season, Crosby made at least one FG in 17 consecutive regular-season games before not getting an attempt in Week 3 at Detroit last year. It is the longest streak in team history.

<u>Player</u>	<u>Consec. Games/FG</u>
1. Mason Crosby, 2013-14	17
2. Ryan Longwell, 2004-05	15

- ▶ Crosby connected on a 56-yard field goal in Week 8 this season, extending his career franchise record for the most 50-yard FGs to 25.



PACKERS VS. LIONS - WEEK 10

CLAY FINDS HIS WAY TO THE BALL

LB **Clay Matthews'** impact on opposing offenses continues to be felt beyond sacks due to the multiple positions he plays.

- ▶ Through just eight games this season, Matthews has recorded 4.5 sacks (second on the team), 11 QB hits (first on the team), 47 tackles (third on the team), one interception (tied for third on the team) and one fumble recovery (tied for first on the team).
- ▶ Among players who have registered an interception and a fumble recovery this season in the NFL, Matthews is the only one with more than one sack.
- ▶ Matthews was one of three players in the league with at least one interception, one forced fumble and 10 sacks last season:

Player	Sacks (2014)
1. J.J. Watt, HOU	20.5
2. Clay Matthews, GB	11.0
3. DeMarcus Ware, DEN	10.0

- ▶ Matthews, teammate LB **Julius Peppers** and Panthers DE Jared Allen are the only players in the NFL with five-plus interceptions and 40-plus sacks since 2009. Matthews has six interceptions and 65.5 sacks, Peppers has seven interceptions and 60.0 sacks and Allen has five interceptions and 78.5 sacks.
- ▶ Matthews and Peppers (5.5) make the Packers one of nine teams to have two players with 4.5 sacks or more this season.
- ▶ Since Week 8 of last season, Matthews has recorded at least one sack in 10 of the last 16 games. His 14.0 sacks are tied for **No. 4 in the NFL** over that span:

Player	Sacks (Since Week 8 of 2014)
1. J.J. Watt, HOU	24.0
2. Justin Houston, KC	20.5
3. Robert Quinn, STL	14.5
4t. Clay Matthews, GB	14.0
4t. Cameron Wake, MIA	14.0

- ▶ He finished the 2014 regular season second among Packers linebackers with 69 tackles, which tied for the second most (2011) he recorded in his career (83 in 2010). His six passes defended also tied for the second most (2009) he recorded in a single season (nine in 2011). His two forced fumbles in 2014 tied for the third most he has registered in a season.
- ▶ His 65.5 sacks since entering the NFL in 2009 are tied for **No. 5 in the league** over that span.
- ▶ Matthews is **tied for No. 1 in team history** in 10-sack seasons and is **No. 4** in two-sack games:

Player	10-Sack Seasons
1t. Clay Matthews, 2009-10, 2012, 2014	4
1t. Reggie White, 1993, 1995, 1997-98	4
1t. Kabeer Gbaja-Biamila, 2001-04	4

Player	Two-Sack Games
1. Reggie White, 1993-98	16
2. Kabeer Gbaja-Biamila, 2000-08	15
3. Tim Harris, 1986-90	14
4. Clay Matthews, 2009-15	13

- ▶ Matthews ranks **No. 3 in team history** with 65.5 career sacks (games played in parentheses):

Player	Career Sacks
1. Kabeer Gbaja-Biamila, 2000-08	74.5 (124)
2. Reggie White, 1993-98	68.5 (95)
3. Clay Matthews, 2009-15	65.5 (93)

STILL GOING STRONG

Packers LB **Julius Peppers** continues to show that age is just a number. He has registered a team-high 5.5 sacks this season.

- ▶ Peppers has recorded a sack in five games this season, which is **tied for the fifth most in the NFL**:

Player	Games With One or More Sacks
1t. Ezekiel Ansah, DET	6
1t. Geno Atkins, CIN	6
1t. Carlos Dunlap, CIN	6
1t. DeMarcus Ware, DEN	6
5t. Julius Peppers, GB	5
5t. Chandler Jones, NE	5
5t. J.J. Watt, HOU	5

- ▶ Dating back to last season, he has 10 sacks in the last 12 games (including playoffs).
- ▶ Peppers and Houston Texans DE J.J. Watt were the only players in the NFL last season to have at least one sack (seven), a forced fumble (four), a fumble recovery (three), an interception (two) and a defensive touchdown (two).
- ▶ For the fifth time in his career, Peppers recorded a sack, an interception, a forced fumble and a fumble recovery in a season (2004 / 2007 / 2009 / 2013 / 2014). Dating back to 2002 when he entered the league, that is **tied for the second-most seasons in the NFL** to record a stat in all four categories:
- ▶ Peppers is **No. 3 among active players** with 131.0 career sacks during the regular season:

Player	Career Sacks
1. Jared Allen (KC/MIN/CHI/CAR)	136.0
2. DeMarcus Ware (DAL/DEN)	133.5
3. Julius Peppers (CAR/CHI/GB)	131.0
4. Robert Mathis (IND)	115.0

- ▶ In Week 4, Peppers passed Rickey Jackson (NO/SF) for **No. 14 in NFL history** (since 1982) in sacks.
- ▶ In Week 11 against the Eagles (2014), Peppers recorded his 11th career interception, returning it 52 yards for touchdown to become the first player in NFL history with 100 career sacks and four interception returns for touchdowns. He also became the first linebacker in Packers' history to post two interception returns for touchdowns in the same season.
- ▶ He is the **only player in NFL history** to register at least 10 interceptions and 100.0 sacks (since 1982):

Player	Career INTs	Career Sacks
1. Julius Peppers	11	131.0
2. Lawrence Taylor	9	132.5



PACKERS VS. LIONS - WEEK 10

CONTINUAL IMPACT

In his young career, DT **Mike Daniels** has seen his playing time steadily increase as well as his production. After playing in 14 games as a rookie in 2012, he has played in every game since the start of the 2013 season. He led Green Bay's defensive line with 5.5 sacks and was the team leader in quarterback hits (19) and pressures (22) during the 2014 regular season.

- ▶ This season, Daniels leads the Packers' defensive line in tackles (34) and sacks (three). He is tied for second on the team with 10 QB hits.
- ▶ In Week 5 versus St. Louis, he tied for the team lead with a career-best nine tackles (eight solo).
- ▶ Daniels is second on the Packers with 15.0 sacks since the start of the 2013 season (Matthews-23.0). His 15.0 sacks are **tied for No. 6 among NFL defensive tackles** over that span, according to STATS LLC:

Player	Sacks 2013-15
1. Gerald McCoy, TB	22.5
2. Jurrell Casey, TEN	19.5
3. Marcell Dareus, BUF	18.5
4t. Ndamukong Suh, DET/MIA	17.0
4t. Kyle Williams, BUF	17.0
6t. Mike Daniels, GB	15.0
6t. Geno Atkins, CIN	15.0

STIFLING SIGNAL-CALLERS

Since 2009, opposing quarterbacks have completed 2,123 of 3,661 passes (58.0 percent) for 25,939 overall yards and 164 touchdowns with 142 interceptions against the Packers. The 78.7 passer rating registered by opposing signal-callers over that span ranks **No. 1 in the NFL**:

Team	Opp. Passer Rating (Since 2009)
1. Green Bay	78.7
2. New York Jets	79.0
3. Cincinnati	79.3
4. Seattle	79.6

- ▶ Green Bay has held opposing starting quarterbacks to a passer rating of less than 80 in 50 of 104 games since 2009, including 11 of its last 24 games. The Packers have a **46-4 mark (.920)** in those contests.
- ▶ So far this season, the Packers are **No. 5 in the NFL** in opponent passer rating:

Team	Opp. Passer Rating (2015)
1. Carolina	68.9
2. Denver	73.3
3. Arizona	74.9
4. New York Jets	78.0
5. Green Bay	79.0

- ▶ A look at the Packers' record by opponent passer rating since 2009:

Passer Rating	GB Record Since 2009
Less than 70	34-3 (.919)
70-79	11-1 (.917)
80-89	16-5 (.762)
90-99	3-6 (.333)
100-plus	9-15-1 (.380)

DEFENSE SHIELD

The Packers' secondary is led by veteran cornerback **Sam Shields**, who earned his first trip to the Pro Bowl after a 2014 season that saw him record multiple interceptions for the fifth consecutive season.

- ▶ Shields has registered multiple interceptions in each season from 2010-15.
- ▶ This season, he recorded interceptions in back-to-back games for the first time in his career (Weeks 3-4).
- ▶ Including playoffs, Shields is **tied for No. 2 in the NFL** among active players in interceptions since 2010:

Player	Interceptions (Since 2010)
1. Richard Sherman, SEA	26
2t. Sam Shields, GB	22
2t. Tramon Williams, GB/CLE	22
4. Aqib Talib, TB/NE/DEN	21

- ▶ Shields registered an interception during the NFC Championship Game at Seattle last season, giving him a franchise-record five career interceptions in the postseason.

GOOD START

Packers rookie CBs **Damarious Randall** and **Quinten Rollins** are off to a good start in their first NFL season.

- ▶ Both Randall and Rollins are tied with CB **Sam Shields** for the team lead with two interceptions.
- ▶ They are **tied for No. 2 among NFL rookies** in interceptions this season:

Player	Interceptions
1. Marcus Peters, KC	3
2t. Damarious Randall, GB	2
2t. Quinten Rollins, GB	2
2t. Kwon Alexander, TB	2
2t. Ronald Darby, BUF	2
2t. Jordan Hicks, PHI	2

LIMITING RETURNS

The Packers have stepped up their play on punt and kickoff coverage this season.

- ▶ P **Tim Masthay** has a net average of 39.5 yards per punt. His career high for a season is 39.0 (2013).
- ▶ Green Bay ranks **No. 1 in the NFL** in opponent average per punt return:

Team	Opp. Punt Return Avg.
1. Green Bay	4.65
2. Tampa Bay	4.73
3. New England	4.77
4. Minnesota	4.86
5. Oakland	5.00

- ▶ Green Bay opponents have started drives inside the 20-yard line eight times after kickoffs this season, which is tied for the ninth most in the league.



PACKERS VS. LIONS - WEEK 10

ON THE ROAD AGAIN

Green Bay went 7-1 away from Lambeau Field in 2011, with the seven road wins setting a single-season franchise record.

- ▶ The Packers have been able to stay above the .500 mark on the road during Head Coach **Mike McCarthy's** tenure, a notable achievement in the National Football League.
- ▶ Since 2006, McCarthy's first season as the head coach in Green Bay, only nine of 32 NFL teams have regular-season road records above .500.

Team	W-L Record	Pct.
1. New England	53-22-0	.707
2. Indianapolis	44-32-0	.579
3. Dallas	43-32-0	.573
4. Philadelphia	43-33-1	.565
5. Green Bay	42-34-0	.553
6. N.Y. Giants	42-35-0	.545
7. New Orleans	41-35-0	.539
8. Denver	41-36-0	.532
9. Pittsburgh	40-36-0	.526
10. San Diego	38-38-0	.500

313 AND COUNTING

Another packed house at Lambeau Field against the Chargers in Week 6 brought the stadium's consecutive-sellouts streak to 313 regular-season games (not including replacement games).

- ▶ The league's longest-tenured stadium, Lambeau Field is hosting its 59th season of football in 2015. Including the playoffs, a total of 704,818 fans made their way through the turnstiles for the nine games last season. For the victory over Dallas in the Divisional round, Packers fans set a new Lambeau Field paid attendance record (79,704).
- ▶ Across American professional sports, only Boston's Fenway Park (1912) and Chicago's Wrigley Field (1914) have longer tenures.

THE LAMBEAU ADVANTAGE

The crown jewel of the National Football League, Lambeau Field has long been known as one of the tougher venues to play in, particularly during the harsh Wisconsin winter.

- ▶ Re-establishing home-field advantage after a 4-4 mark in 2008 was one of the goals of 2009, and with the Packers finishing 6-2 at home, they accomplished that goal. Green Bay followed that up with a 7-1 mark at Lambeau Field in 2010, a perfect 8-0 record in 2011, the first undefeated home mark since 2002, and a 7-1 mark in 2012. Last season the Packers were one of two teams to finish undefeated at home during the regular season (Denver).
- ▶ Head Coach **Mike McCarthy** stated consistently upon his arrival in Green Bay that one of the team's goals would be to reclaim the mystique of playing at Lambeau Field. Mission accomplished. The team is 58-17-1 (.770) at home in the regular-season since 2006.
- ▶ Since **Ron Wolf** and **Mike Holmgren** began the revitalization of the franchise in 1992, Green Bay owns the best home record in the NFL. A look at the top regular-season home W-L records since the '92 season:

Team	W-L Record	Pct.
1. Green Bay	145-42-1	.774
2. New England	137-52-0	.725
3t. Denver	134-53-0	.717
3t. Pittsburgh	135-53-1	.717

HOT AT HOME

Since the start of 2009, the Packers have been one of the best teams in the league at home during the regular season:

Team	W-L Record	Pct.
1. New England	49-4-0	.925
2. Green Bay	44-7-1	.856
3. Baltimore	40-11-0	.784
4. Seattle	37-14-0	.725
5. San Francisco	37-15-1	.708

IN THE FREE-AGENCY ERA

Talk of unrestricted free agency in the early '90s led many to forecast tough times for the small-town Green Bay Packers.

- ▶ However, Green Bay has remained among the most successful teams since the advent of free agency in 1993. The Packers have won 10 or more games 14 times since '93 and captured 10 division crowns.
- ▶ A look at the most successful teams in the free-agency era:

Team	W-L Since '93	Pct.	Playoff Berths
1. New England	242-118-0	.672	16
2. Green Bay	231-128-1	.643	17
3. Pittsburgh	225-134-1	.625	14
4. Denver	219-141-0	.608	12
5. Indianapolis	213-148-0	.590	16

IN THE LEAGUE RANKINGS 2015 REGULAR SEASON
















GREEN BAY (Team)		DETROIT (Team)	
Category	NFC NFL	Category	NFC NFL
Turnover Margin (+6)	2t 4t	Turnover Margin (-9)	16t 31t
Points Scored (25.4)	6 10	Points Scored (18.6)	15 31
Points Allowed (20.9)	7 12	Points Allowed (30.6)	16 32
Total Offense (340.9)	11 25	Total Offense (337.8)	12 26
Rushing (115.6)	9 13	Rushing (69.6)	16 32
Passing (225.3)	11 26	Passing (268.1)	4 9
Total Defense (382.1)	12 23	Total Defense (385.8)	13 26
vs. Rush (125.1)	14 28	vs. Rush (133.8)	16 30
vs. Pass (257.0)	13 23	vs. Pass (252.0)	10 18
Third-Down Offense (34.1%)	13 27	Third-Down Offense (34.6%)	12 25
Third-Down Defense (40.2%)	9 19	Third-Down Defense (43.9%)	13 27
Red-Zone Offense (61.5%)	4 9t	Red-Zone Offense (63.2%)	3 8
Red-Zone Defense (51.7%)	7 11	Red-Zone Defense (58.5%)	11 18

GREEN BAY (Individual)		DETROIT (Individual)	
Category	NFC NFL	Category	NFC NFL
Passing: A.Rodgers (108.2)	2 5	Passing: Stafford (84.1)	8 20
Rushing: Starks (334)	17 33	Rushing: Abdullah (225)	24 46
Receptions: Cobb (40)	14t 33t	Receptions: C.Johnson (48)	4t 12t
Rec. Yds.: J.Jones (483)	13 35	Rec. Yds.: C.Johnson (659)	4 14
Interceptions: Three players (2)	9t 18t	Interceptions: Quin (2)	9t 18t
Sacks: Peppers (5.5)	6 12t	Sacks: Ansah (7)	1 4t



2015 SCHEDULE NOTES

2015 OPPONENTS

		NFL Rank (2015)	
	Record	Offense	Defense
 Chicago Bears(3-5)	(3-5)	22	9
 Seattle Seahawks.....(4-4)	(4-4)	19	2
 Kansas City Chiefs.....(3-5)	(3-5)	24	17
 at San Francisco 49ers..(3-6)	(3-6)	32	27
 St. Louis Rams.....(4-4)	(4-4)	31	5
 San Diego Chargers....(2-7)	(2-7)	4	20
 at Denver Broncos.....(7-1)	(7-1)	23	1
 at Carolina Panthers ...(8-0)	(8-0)	12	13
 Detroit Lions.....(1-7)	(1-7)	26	26
 at Minnesota Vikings...(6-2)	(6-2)	30	7
 Dallas Cowboys(2-6)	(2-6)	17	15
 at Oakland Raiders(4-4)	(4-4)	8	30
 at Arizona Cardinals....(6-2)	(6-2)	3	3

A LOOK AT THE SCHEDULE

The Green Bay Packers' 95th NFL regular-season schedule is headlined by five prime-time games (subject to flexible scheduling), including a Thanksgiving night game at Lambeau Field against the Chicago Bears, the first home Thanksgiving game since 1923.

- ▶ The Packers will honor two of its all-time greats – Brett Favre and Ron Wolf – in halftime ceremonies during the 2015 season, with Favre's name and retired No. 4 to be unveiled on Lambeau Field's north façade Nov. 26 and Wolf's name to be unveiled next to fellow Pro Football Hall of Famers on the stadium's east side Nov. 15.
- ▶ Green Bay's schedule includes seven games against 2014 playoff teams. Three of those games (Dallas, Detroit, Seattle) will be at Lambeau Field, while four (Arizona, Carolina, Denver, Detroit) will come on the road.
- ▶ The Packers opened the season on the road, traveling to Chicago to play the Bears in Week 1 for the first time since 1981.
- ▶ Green Bay spent Week 2 playing a Sunday night game against the Seattle Seahawks. In Week 3, they faced the Kansas City Chiefs on *Monday Night Football*. It was the first time since 2008 that the Packers played their first two home games in primetime. It is the 23rd consecutive season (1993-2015) that the Packers are appearing on *MNF*. Green Bay is 15-8-1 at home on *MNF*, including 5-1 under McCarthy.
- ▶ The Packers traveled to San Francisco in Week 4, the fifth time the Packers and 49ers will meet in the regular or postseason since 2012.
- ▶ The St. Louis Rams visited Lambeau for the first time since 2011 in Week 5, and in Week 6 the Packers hosted the San Diego Chargers for the first time since 2007 and only the fifth time overall. Green Bay improved to 8-2 against the Rams at Lambeau Field (dating back to 1990) and improved to 10-1 all-time versus the Chargers.
- ▶ Following Green Bay's first Week 7 bye since 2007, the Packers traveled to play the Broncos in Denver for the first time on a Sunday night. It was Green Bay's seventh visit to the Mile High City during the regular season and first since a 19-13 overtime victory in 2007. It was a matchup of two of three NFL teams (New England) that have won their division each of the last four years. It was the first of a three-game stretch the Packers will play against 2014 playoff teams.
- ▶ The Packers stayed on the road for a Week 9 game at Carolina, facing the Panthers in back-to-back seasons for the first time since 2007-08. Green Bay fell to 8-5 against the Panthers during the regular season, including 5-3 at Carolina.
- ▶ The second half of the regular season will see Green Bay face division opponents in four consecutive weeks. The Packers will face the Lions at home in Week 10, travel to play Minnesota in Week 11, come home to play the Bears on Thanksgiving in Week 12 and play at Detroit in another Thursday night game in Week 13. It will be the first time Green Bay has played division opponents in four consecutive weeks since 2000 (Weeks 14-17) and the first time the Packers have played on consecutive Thursdays since 2007 (Weeks 12-13).
- ▶ The Packers' final four regular-season games will be bookended by two home contests, starting with Dallas returning to Green Bay in Week 14. Including the postseason, the Packers have won four consecutive games against the Cowboys. Green Bay is 10-4 against Dallas at home during the regular and postseason.
- ▶ In Weeks 15-16, Green Bay travels west to play the Oakland Raiders and Arizona Cardinals. The Packers have won six consecutive games against the Raiders, including two on the road. In those six games, Green Bay has outscored the Raiders, 210-70. The Packers have won seven of the last eight regular-season matchups against the Cardinals, including each of the past three.
- ▶ Green Bay will host the Vikings at Lambeau to close out the regular season, marking the sixth time the two have met in the regular-season finale and first at Lambeau since 1996. Including playoffs, Green Bay has a 8-1-1 mark (.833) against the Vikings at Lambeau Field under Head Coach **Mike McCarthy**.



STREAKS & MILESTONES – REGULAR SEASON

18 RANDALL COBB

- ▶ Joined by WR **Jordy Nelson** as the first duo in franchise history to both catch 10-plus touchdown passes in the same season in 2014.
- ▶ Reached the 1,000-yard receiving mark for the first time in his career last season (1,287). He joined Nelson (1,433) as the the second duo in Packers' history to each reach 1,200 receiving yards in the same season, joining the 2004 duo of Javon Walker (1,382) and Donald Driver (1,208).
- ▶ With a career-best 91 receptions in 2014, seventh most in franchise history, joined Nelson (92) to become the only pair of Packers' players to reach 90 receptions each in the same season.
- ▶ Joined Nelson to become the first duo in NFL history to record 90-plus receptions, 1,200-plus yards and 12-plus touchdown receptions in the same regular season (2014).
- ▶ Cobb and Nelson became just the third set of teammates in NFL history with at least 1,200 receiving yards and 10 touchdowns each in the same season (2014), joining Minnesota's Cris Carter and Randy Moss in 1999 and Denver's Demaryius Thomas and Eric Decker in 2013.
- ▶ Registered a touchdown reception in a career-best six consecutive games (Games 4-9, 2014). It was the longest streak by a Packer since WR Sterling Sharpe (six) in 1994.
- ▶ Set a single-season franchise record with a league-high 2,342 combined net yards in 2012, topping the previous team mark of 2,250 yards by RB Ahman Green in 2003.
- ▶ With 954 receiving yards and 964 kickoff return yards in 2012, became the first person in NFL history to post 900-plus yards in each category in the same season.
- ▶ Has three kick return scores (two punts, one kickoff) in his career, which ties him for No. 2 in franchise history behind only RB Travis Williams' six return TDs (one punt, five kickoffs).

2 MASON CROSBY

- ▶ Is the franchise all-time leader in career points (1,092) and field goal attempts (280) during the regular season.
- ▶ With 1,037 points from 2007-14, passed NE K Stephen Gostkowski (1,023) for the most points by an NFL player in his first eight seasons.
- ▶ Made six consecutive field goals from 50-plus yards during the 2014 season, a franchise record.
- ▶ Tied for No. 1 in team history for the most 100-point seasons with eight (Longwell).
- ▶ Made 23 straight field goals from Week 13 of 2010 through Week 10 of 2011, the longest regular-season streak in franchise history.
- ▶ In 2011, set a franchise record with a 58-yard field goal in Week 7 at Minnesota, eclipsing the mark of 56 yards he held (Week 1 at Philadelphia, 2010; Week 5 at Atlanta, 2011).

27 EDDIE LACY

- ▶ Became the first player in franchise history to rush for at least 1,000 yards and score 10-plus scrimmage touchdowns in each of his first two seasons (2013-14).
- ▶ With 2,317 rushing yards in 2013-14, passed John Brockington (2,132) for the most by a Packers' running back in his first two NFL seasons.
- ▶ With 13 touchdowns during the 2014 season, joined WRs **Randall Cobb** and **Jordy Nelson** as the first Green Bay trio to each score 10-plus touchdowns in the same season.
- ▶ Was the first Packers back to ever to record 100 yards from scrimmage and a touchdown reception in three consecutive games (Weeks 10-12, 2014).

- ▶ Set a franchise record with nine straight games with more than 100 yards from scrimmage (2014).
- ▶ Became first Green Bay running back to register receptions of 55 yards or more in consecutive games (2014: at NO and vs. CHI).
- ▶ His 123 receiving yards at New Orleans in Week 8 (2014) were the second most by a Green Bay running back since the 1970 AFL-NFL merger, trailing only Eddie Lee Ivery's 128 yards at Tampa Bay on Oct. 12, 1980.
- ▶ Set franchise rookie records in 2013 for rushing yards (1,178), rushing TDs (11) and rushing attempts (284).
- ▶ Tied the team rookie mark for 100-yard rushing games with four (2013).
- ▶ Named NFL Offensive Rookie of the Year by *The Associated Press* and was selected to the Pro Bowl as an injury replacement for Vikings RB Adrian Peterson.

8 TIM MASTHAY

- ▶ Ranks No. 1 in franchise history (min. 150 punts) with a 44.2-yard gross punting average.
- ▶ Ranks No. 1 in team annals (since 1976) with 122 punts placed inside the 20-yard line in his career, passing Craig Hentrich (104) in the franchise record book.
- ▶ Set a single-season franchise record with his 45.6-yard gross average in 2011, surpassing Hentrich's 45.0-yard mark in 1997.
- ▶ Tied Sean Landeta's single-season franchise record (1998) by placing 30 punts inside the 20-yard line in 2012.
- ▶ Holds the top four single-season marks for net punting average in franchise history (since 1976) with a 38.95 average in 2013, a 38.93 average in 2012, a 38.56 average in 2011 and a 37.65 average in 2010.

52 CLAY MATTHEWS

- ▶ Led the team with 11.0 sacks in 2014 and earned his fifth trip to the Pro Bowl. Ranks No. 3 in team history with 65.5 career sacks.
- ▶ Tied for No. 1 in team history with four 10-plus sack seasons.
- ▶ Tied for No. 5 in the NFL with 65.5 sacks since entering the league in 2009.
- ▶ Only player in franchise history to be named to the Pro Bowl each of his first four seasons in the league (2009-12).
- ▶ Only player in team history to score a defensive TD in each of his first three seasons in the league (2009-11).
- ▶ His 17 sacks in his first 20 games were the most by an NFL player to start his career at the time, eclipsing the mark of 16.5 set by Leslie O'Neal (1986, 1988) and John Abraham (2000-01).
- ▶ Is the first NFL player since sacks became an official stat in 1982 to post a double-digit sack total and a defensive TD in each of his first two seasons in the league.
- ▶ First player in franchise annals to post 10-plus sacks in each of his first two years in the NFL.
- ▶ His 29.5 sacks from 2009-11 were tied for No. 1 in team history with Tony Bennett for the most sacks by a Packer in his first three seasons in the league.
- ▶ Set a franchise rookie record with 10 sacks in 2009.

Two years after he co-founded the Packers with Curly Lambeau, George Calhoun began writing a piece called The Dope Sheet, which served as the official press release from 1921-24.





STREAKS & MILESTONES – REGULAR SEASON

56 JULIUS PEPPERS

- ▶ Is the only player in NFL history with 100 career sacks and four interception returns for touchdowns.
- ▶ Became the first linebacker in Packers' history to post two interception returns for touchdowns in the same season (2014).
- ▶ Only player in NFL history with at least 10 interceptions and 100 sacks.
- ▶ Has been selected to eight Pro Bowls since entering the league in 2002, which ties him with Charles Woodson and DeMarcus Ware for the most among active defensive players.
- ▶ With eight double-digit sack seasons as a pro, is tied with Jared Allen and DeMarcus Ware for the most in the NFL since 2002.
- ▶ Named first-team All-Pro by *The Associated Press* three times and was selected to the NFL's All-Decade team for the 2000s.

12 AARON RODGERS

- ▶ Ranks No. 1 in NFL history with a 106.2 career passer rating.
- ▶ Reached the 30,000 career passing yards on his 3,652nd attempt, the fewest attempts needed in NFL history as he bested the previous record held by QB Johnny Unitas (3,695 attempts).
- ▶ Set NFL records with 494 pass attempts and 44 touchdown passes (586 and 49 including playoffs) at home without an interception. The streak lasted from Dec. 2, 2012, to Oct. 11, 2015.
- ▶ In 111 regular-season starts, has 42 career 300-yard games, 46 three-TD games and 67 zero-INT games (min. 15 attempts).
- ▶ Is the only QB in team history with four 400-yard passing games, including a 480-yard effort vs. Washington in 2013 that tied a franchise record. No one else has more than one 400-yard game.
- ▶ Tied with Brett Favre for the franchise record for 4,000-yard passing seasons (five).
- ▶ Threw for a career-best five interceptions last season, the third fewest in a single regular season in Packers' history.
- ▶ Threw six touchdown passes in the first half against the Bears in Week 10 (2014), tying Raiders QB Daryle Lamonica (vs. Buffalo, Oct. 19, 1969) for the NFL record for most touchdown passes in a half. It was the second time Rodgers threw for a franchise-best six touchdowns in a game.
- ▶ Posted six consecutive zero-interception games during the 2014 season (Weeks 2-7), tying Bart Starr's franchise record (min. 15 attempts a game) set in 1964.
- ▶ Joined Patriots QB Tom Brady (2007) as the only players in NFL history to register four straight three-touchdown/zero-interception games in a single season (Weeks 4-7, 2014). Also joined Brady (eight in 2007) for the most three-touchdown/zero-interception games in NFL history in a single season (2014).
- ▶ When he hit the 200-TD mark for his career, he had thrown just 53 INTs to that point, the fewest in NFL history as he bested Tom Brady's mark of 88 INTs at the time of his 200th TD pass.
- ▶ In 2014, he became the first NFL quarterback to throw for 18-plus touchdowns with one or fewer interceptions in the first seven games of a season.
- ▶ Ranks No. 2 in NFL history for the most touchdown passes in a player's first 100 games with 203 (MIA QB Dan Marino, 217).
- ▶ Set an NFL single-season record in 2011 with a 122.5 passer rating and set team marks for TD passes (45), passing yards (4,643), completion percentage (68.3), yards per attempt (9.25), TD/INT ratio (7.50) and 300-yard games (eight).

- ▶ Posted 21,332 passing yards from 2008-12, the most in NFL history by a quarterback in his first five seasons as a starter.
- ▶ Threw a TD pass in 35 straight regular-season games at Lambeau Field from 2008-12, a team record (previous mark was 25 by Brett Favre, 1992-96). It was the second-longest home streak in NFL history behind Dan Marino's 39-game streak from 1983-88.
- ▶ Tied a single-game franchise record with six TD passes at Houston in Week 6 of 2012, matching Matt Flynn's mark (Jan. 1, 2012, vs. Detroit).
- ▶ Posted a 100-plus passer rating in six straight seasons (2009-14), the only quarterback in league history to accomplish that feat.
- ▶ In 2009, became first QB in NFL history to throw 30 or more TDs, seven or fewer INTs, and rush for five TDs in the same season.
- ▶ Has registered a passer rating over 110.0 in four or more consecutive games three times in his career (Weeks 3-7, 2009; Week 9, Weeks 11-13, 2010; Weeks 1-7, 9-12, 2011), one of only two quarterbacks in franchise history (Bart Starr, 1966) to accomplish the feat in a single season.

		NFL Offense			NFL Defense		
After		Total	Rush	Pass	Total	Rush	Pass
Week ...	Opp.						
1	at CHI	19	7	20	27	31	16
2	SEA	16	9	21	21	31	12
3	KC	20	8	27	19	27	9
4	at SF	10	3	21	8	21	7
5	STL	10	8	20	7	28	4
6	SD	10t	5	20	16	24	11
7	(bye)	11	8	22	14	22	12
8	at DEN	28	12	27	23	25t	17
9	at CAR	25	13	26	23	28	23
10	DET						
11	at MIN						
12	CHI						
13	at DET						
14	DAL						
15	at OAK						
16	at ARI						
17	MIN						
Packers in 2014		6	11	8	15	23	10
Packers in 2013		3	7	6	25	25	24
Packers in 2012		13	20	9	11	17	11
Packers in 2011		3	27	3	32	14	32
Packers in 2010		9	24	5	5	18	5
Packers in 2009		6	14	7	2	1	5
Packers in 2008		8	17	8	20	26	12
Packers in 2007		2	21	2	11	14	12
Packers in 2006		9	23	8	12	13	17
Packers in 2005		18	30	7	7	23	1
Packers in 2004		3	10	3	25	14	25
Packers in 2003		4	3	16	17	10	23
Packers in 2002		12	12	10	12	21	3
Packers in 2001		6	21	3	12	16	15
Packers in 2000		15	23	8	15	8	19
Packers in 1999		9	21	7	19	22	18
Packers in 1998		5	25	3	4	4	10
Packers in 1997		4	12	3	7	20	8
Packers in 1996		5	11	5	1	4	1
Packers in 1995		7	26	3	14	7	21
Packers in 1994		9	19	9	6	3	15
Packers in 1993		19	22	18	2	8	7
Packers in 1992		15	21	9	23	16	23



PACKERS STARTERS – OFFENSE

WR Davante Adams, 2nd Year, Fresno State, D2-14

- ▶ Has started 18 of the last 22 games, including the postseason.
- ▶ Started 11 of 16 regular-season games played as a rookie in 2014 and started both playoff contests.
- ▶ Recorded 121 receiving yards against New England in Week 13 last season, the most by a Green Bay rookie since WR Sterling Sharpe's 124-yard effort vs. Detroit on Nov. 20, 1988.
- ▶ Set franchise postseason single-game records for the most receptions and receiving yards by a rookie when he posted seven catches for 117 yards (16.7 avg.) and a touchdown in the NFC Divisional playoff victory vs. Dallas.

LT David Bakhtiari, 3rd Year, Colorado, D4a-13

- ▶ Has started every game at LT since the start of the 2013 regular season.
- ▶ Started all 16 games at left tackle in 2013, the only rookie in the NFL to do so in 2013 and the first Packer rookie to do so since the league went to a 16-game schedule in 1978.
- ▶ Became just the fourth Green Bay rookie to start at LT in the season opener since the 1970 AFL-NFL merger and the first since 1985.
- ▶ Earned second-team All-Pacific-12 honors from the conference's coaches each of his last two seasons (sophomore and junior) at Colorado.

LG Josh Sitton, 8th Year, Central Florida, D4b-08

- ▶ Has started 102 games since 2009, the most by an offensive player in a Green Bay uniform over that span.
- ▶ Was named to his second career Pro Bowl after the 2014 season.
- ▶ Was named 2010 Offensive Lineman of the Year by the NFL Alumni Association.
- ▶ According to STATS LLC, has allowed 2.5 sacks since 2014 and has allowed just 13.0 in his seven-year career.
- ▶ Was the only Packer on either side of the ball to not miss a snap from 2009-10.

C Corey Linsley, 2nd Year, Ohio State, D5a-14

- ▶ Has started every game of his young career.
- ▶ First rookie center to start for Green Bay in Week 1 since the merger.
- ▶ Was the first rookie center to start every game for the Packers since the league went to a 16-game schedule in 1978.
- ▶ Named to PFWA's All-Rookie team, the first Green Bay center to be honored since its inception in 1974.
- ▶ The Ohio native was part of a Buckeye team that won 24 consecutive games from 2012-13.

RG T.J. Lang, 7th Year, Eastern Michigan, D4-09

- ▶ Has started games at four different positions on the line as a pro (40 at RG, 27 at LG, five at RT, two at LT). Played C in Week 10 in 2013.
- ▶ Has started 71 contests since 2011.
- ▶ Started games at both tackle spots in his first season (2009) and became the first Packers rookie to start consecutive games at left tackle since Chad Clifton in 2000.
- ▶ Began his college career as a defensive lineman, but converted to the offensive line as a sophomore and started 36 straight games (10 at RT, 26 at LT) over his final three years.

RT Bryan Bulaga, 6th Year, Iowa, D1-10

- ▶ Missed the second part of the 2012 season after suffering a hip injury vs. Arizona on Nov. 4 and missed all of the 2013 season after injuring his knee on Aug. 3. Has started 20 of 24 games since the start of the 2014 season.
- ▶ Started 37 games at RT in his first three seasons in the league.
- ▶ Started the final 12 games of 2010 and the entire postseason at right tackle after taking over for veteran Mark Tauscher (shoulder), the most regular-season starts by a Packers rookie tackle since Tauscher's 14 in 2000.
- ▶ Named to the *Pro Football Weekly*/PFWA All-Rookie team in 2010.
- ▶ Capped his rookie season by becoming the youngest player, according to STATS LLC, to ever start in the Super Bowl (21 years, 322 days).

TE Richard Rodgers, 2nd Year, California, D3a-14

- ▶ Ranks No. 2 on the team in receptions this season (28).
- ▶ Including the postseason, has registered one or more receptions in 18 of the last 20 games.
- ▶ Played in all 16 games with five starts as a rookie in 2014, recording 20 receptions for 225 yards (11.3 avg.) and two touchdowns.

- ▶ Became the first rookie TE to start for the Packers in a season opener since Jackie Harris opened in a two-tight-end set in 1990.
- ▶ Was the first rookie TE to appear in all 16 games for Green Bay since Bubba Franks in 2000.
- ▶ Played TE for his first two seasons at Cal before moving to inside receiver as a junior in 2013, where he caught a career-high 39 passes for a career-best 608 yards (15.6 avg.) and a touchdown.

WR Randall Cobb, 5th Year, Kentucky, D2-11

- ▶ Set a new single-season career high with five 100-yard receiving games during the 2014 season (three-2012). Earned first trip to the Pro Bowl.
- ▶ His career-best 91 receptions in 2014 were the seventh most in team history.
- ▶ Finished the regular season tied for fourth in the NFL with 12 touchdown receptions in 2014.
- ▶ Before suffering a knee injury in Week 6 in 2013, led the team in receptions with 29 and was No. 2 in receiving yards with 378.
- ▶ Set a franchise single-season record with a league-high 2,342 combined net yards in 2012, topping the previous team mark of 2,250 yards by RB Ahman Green in 2003.
- ▶ With 954 receiving yards and 964 kickoff return yards in 2012, he became the first player in NFL history to post 900-plus yards in each category in the same season.

QB Aaron Rodgers, 11th Year, California, D1-05

- ▶ His career passer rating of 106.2 ranks No. 1 in NFL history.
- ▶ Finished the 2014 regular season ranked No. 2 in the NFL in passer rating (112.2), touchdown percentage (7.3), No. 1 in interception percentage (1.0) and No. 3 in touchdown passes (38).
- ▶ In 111 regular-season starts (75-36 record), has posted 42 games with 300-plus passing yards, 67 without an interception and 67 with a 100-plus passer rating (min. 15 attempts).
- ▶ Recorded a passer rating of at least 120.0 in seven regular-season games in 2014, setting a single-season career high and tying for the third most in a single season in the NFL, dating back to 1960.
- ▶ Posted 21,332 passing yards from 2008-12, which ranks No. 1 in league history for the most passing yards by a QB in his first five seasons as a starter (previous record was Peyton Manning, 20,618, 1998-2002).
- ▶ In 2011, set an NFL record with a 122.5 passer rating and set franchise marks for TD passes (45), passing yards (4,643), completion percentage (68.3), yards per attempt (9.25) and 300-yard games (eight) on his way to earning NFL Most Valuable Player honors from *The Associated Press*.

RB Eddie Lacy, 3rd Year, Alabama, D2-13

- ▶ With 2,317 rushing yards in 2013-14, passed John Brockington (2,132) for the most rushing yards by a Packers' running back in his first two NFL seasons.
- ▶ Became the first player in team history to post 1,000 rushing yards and 10-plus total TDs in both of his first two seasons.
- ▶ With 1,139 rushing yards last season, became the fifth player in franchise history to record consecutive 1,000-yard rushing seasons (Ryan Grant, 2008-09 / Ahman Green, 2000-04 / John Brockington, 1971-73 / Jim Taylor, 1960-64).
- ▶ Ranked No. 1 in the league among rookies and No. 8 among all players with 1,178 rushing yards in 2013, despite missing one full game and nearly all of another due to a concussion.
- ▶ Ranks No. 1 in franchise history for the most rushing yards by a rookie in a single season, No. 1 in attempts (284), and tied for No. 1 for most 100-yard rushing games with four (John Brockington, four in 1971).
- ▶ Became the first Green Bay rookie RB to be selected to the Pro Bowl since Brockington in 1971 and was named Rookie of the Year by PFWA.

FB John Kuhn, 10th Year, Shippensburg, W-07 (Pit)

- ▶ Selected to the Pro Bowl for the second time in 2014. His first selection came in 2011, when he was the first Green Bay fullback to be honored since William Henderson in 2004.
- ▶ Has played in 130 of 135 games (141 of 146 including playoffs) during his nine seasons in Green Bay, appearing in all 16 regular-season contests in five of those seasons, including 2014.
- ▶ Only player on the team to have a rushing and receiving touchdown each season from 2008-11, and was the first Packer to achieve that feat since RB Ahman Green (2001-04).



PACKERS STARTERS – DEFENSE

DE Mike Pennel, 2nd Year, Colorado State-Pueblo, FA-14

- ▶ Ranks No. 3 on the defensive line with 19 tackles.
- ▶ Made the team as a rookie free agent and played in 13 regular-season games and both postseason contests last season.
- ▶ One of two non-drafted free agents to be on the Packers' 53-man roster for Week 1 in 2014 (LB Jayrone Elliott).
- ▶ Finished No. 2 among Packers rookies in 2014 with 18 tackles (Ha Ha Clinton-Dix, 95).

NT B.J. Raji, 7th Year, Boston College, D1a-09

- ▶ Has started seven of eight games this season after missing the entire 2014 season with a biceps injury suffered during a preseason game vs. Oakland.
- ▶ Played in 70 games from 2010-13 (including playoffs), tied for second most in NFL by a defensive lineman over that span.
- ▶ Named to the Pro Bowl in 2011, becoming the first Packers defensive tackle since Bob Brown in 1972 to receive the honor.
- ▶ Earned All-Rookie team honors from *Pro Football Weekly*/PFWA in 2009, the first Packers defensive lineman to be selected since DE Vonnie Holiday in 1998.

DT Mike Daniels, 4th Year, Iowa, D4a-12

- ▶ Ranks second on the team with 15.0 sacks since the start of the 2013 regular season (LB Clay Matthews-23.0).
- ▶ Started all 16 games for the first time in his career in 2014 and finished first on the Packers defensive line with 5.5 sacks while setting a career high with 69 tackles.
- ▶ Returned a fumble 43 yards for a TD vs. Detroit in Week 14 of 2012, the longest fumble return for a TD by a rookie in franchise history.
- ▶ Starred as an interior pass rusher at Iowa, posting a team-high 24.5 tackles for a loss and 13 sacks from 2010-11.

LOLB Clay Matthews, 7th Year, Southern California, D1b-09

- ▶ Tied for No. 5 in the NFL since entering the league in 2009 with 65.5 sacks. His sack total ranks No. 3 in team history (since 1982).
- ▶ With a team-high 11.0 sacks last season, is now tied for the most 10-plus sack seasons in franchise history (four).
- ▶ Was named to the Pro Bowl for the fifth time in 2014. Is the only Packer in team history to earn Pro Bowl recognition in each of his first four seasons in the NFL (2009-12).
- ▶ Is the only player in franchise history to score a defensive TD (interception or fumble return) in each of his first three seasons in the NFL (2009-11).
- ▶ Named first-team All-Pro by *The Associated Press* in 2010, the first Green Bay LB to earn that honor since Tim Harris in 1989. Finished second to Pittsburgh safety Troy Polamalu in the AP's Defensive Player of the Year voting.

BLB Nate Palmer, 3rd Year, Illinois State, D6-13

- ▶ Ranks No. 2 on the team in tackles this season (53).
- ▶ Spent the entire 2014 season on injured reserve due to a knee injury sustained in the final preseason game.
- ▶ Appeared in eight games as a rookie in 2013, making two starts at outside linebacker.
- ▶ Former college defensive end began his pro career as a outside linebackers before moving to inside linebacker in 2015.

MLB Jake Ryan, Rookie, Michigan, D4-15

- ▶ Recorded a season-high six tackles (four solo) at Carolina in Week 9.
- ▶ Served as a team captain for his final two seasons at Michigan and was a three-time winner (2012-14) of the Roger Zatkoff Award, given to the Wolverines top linebacker. He was the only player to win the award (est. 1991) three times.
- ▶ Joined LB John Anderson (first round, 26th overall) as the only Michigan linebackers ever drafted by Green Bay.
- ▶ Started 41 of 46 games played in college, appearing at inside linebacker as a senior after spending his first three seasons at outside linebacker and defensive end.

ROLB Julius Peppers, 14th Year, North Carolina, FA-14

- ▶ Signed with Green Bay last offseason after playing the previous four seasons for Chicago and the first eight of his career for Carolina after being selected as the No. 2 overall pick in 2002.
- ▶ Only player in NFL history with 10 interceptions and at least 100 sacks.
- ▶ Has been selected to the Pro Bowl eight times (2004-06, 2008-12) and has been named first-team All-Pro by *The Associated Press* three times (2004, 2006, 2010). Was named to the NFL's All-Decade Team for the 2000s.
- ▶ Has played in 120 consecutive regular-season games, tied for the longest active streak among NFL linebackers.
- ▶ Ranks No. 3 in the league in sacks (131.0) and No. 3 in forced fumbles (43) since entering the NFL in 2002. His sack total ranks No. 14 in NFL history (since 1982).
- ▶ Has blocked 13 kicks (12 field goals, one extra point) during his career.

LCB Casey Hayward, 4th Year, Vanderbilt, D2b-12

- ▶ Played in all 16 games in 2014 and tied for No. 1 on the team (LB Julius Peppers) and No. 7 in the NFL for total takeaways with five (three INTs, two fumble recoveries).
- ▶ Missed most of the 2013 season with a nagging hamstring injury.
- ▶ Became the first Green Bay CB ever to be named to the *Pro Football Weekly*/PFWA All-Rookie team (est. 1974) and was chosen as the league's Defensive Rookie of the Year by ProFootballFocus.com in 2012. Led all NFL rookies with a team-high six INTs.

RCB Sam Shields, 6th Year, Miami, FA-10

- ▶ Recorded interceptions in back-to-back games this season (Weeks 3-4) for the first time in his career.
- ▶ Finished second on the team with 13 passes defended in 2014 to go along with two interceptions. Earned first career trip to the Pro Bowl.
- ▶ Started all 14 games he appeared in during the 2013 season and led the team with four INTs (tied career high) and a career-best 25 passes defended.
- ▶ Made an impact in 2010 after making the team as a non-drafted rookie, earning the nickel CB job despite playing the position only one season in college.
- ▶ In Green Bay's NFC Championship Game win over Chicago in the 2010 season, became the first rookie in NFL history to record two INTs and a sack in a postseason contest.

SS Morgan Burnett, 6th Year, Georgia Tech, D3-10

- ▶ Finished with a team-high 125 tackles in 2014, the second most of his career (137 in 2012). Ranked No. 2 on the team with 106 tackles (77 solo) in 2013, despite missing the first three games due to injury. Recovered three fumbles, including one for a TD, and added nine passes defended.
- ▶ Participated in all 1,088 plays for Green Bay's defense in 2012, one of only four non-offensive linemen in the NFL to appear in 100 percent of his team's snaps.
- ▶ Enjoyed his first full season as a pro in 2011, joining DT B.J. Raji as the only two Green Bay defensive players to start all 16 regular-season games.
- ▶ Started the first four games of the 2010 season at SS before sustaining a season-ending knee injury vs. Detroit in Week 4.

FS Ha Ha Clinton-Dix, 2nd Year, Alabama, D1-14

- ▶ Leads the team in tackles this season with 62 (49 solo).
- ▶ Has started every game in 2015 after starting 10 of 16 games last season, finishing second on the team in tackles (95).
- ▶ Was the second safety ever drafted by Green Bay in the first round (Alabama S George Teague, No. 29 overall in 1993).
- ▶ Was a consensus All-America selection in 2013 as a junior, earning first-team recognition from *The Associated Press*, the Football Writers Association of America and *Sporting News*.

THE DOPE SHEET

OFFICIAL PROGRAM AND PUBLICATION, ACME PACKERS FOOTBALL TEAM



NFL

No	ALPHABETICAL ROSTER	Pos	Ht	Wt	Birthdate	Exp	College	High School	Hometown
84	Abbrederis, Jared	WR	6-1	195	12/17/90	2	Wisconsin		Wautoma, Wis.
17	Adams, Davante	WR	6-1	215	12/24/92	2	Fresno State		Palo Alto, Calif.
86	Backman, Kennard	TE	6-3	245	2/26/93	R	Alabama-Birmingham		Mableton, Ga.
69	Bakhtiari, David	T	6-4	310	9/30/91	3	Colorado		San Mateo, Calif.
32	Banjo, Chris	S	5-10	207	2/26/90	2	Southern Methodist		Sugar Land, Texas
67	Barclay, Don	T/G	6-4	305	4/18/89	4	West Virginia		Harmony, Pa.
75	Bulaga, Bryan	T	6-5	314	3/21/89	6	Iowa		Woodstock, Ill.
42	Burnett, Morgan	S	6-1	209	1/13/89	6	Georgia Tech		College Park, Ga.
21	Clinton-Dix, Ha Ha	S	6-1	208	12/21/92	2	Alabama		Orlando, Fla.
18	Cobb, Randall	WR	5-10	192	8/22/90	5	Kentucky		Alcoa, Tenn.
2	Crosby, Mason	K	6-1	207	9/3/84	9	Colorado		Georgetown, Texas
76	Daniels, Mike	DT	6-0	310	5/5/89	4	Iowa		Blackwood, N.J.
91	Elliott, Jayrone	LB	6-3	255	11/11/91	2	Toledo		Cleveland, Ohio
61	Goode, Brett	LS	6-1	255	11/2/84	8	Arkansas		Fort Smith, Ark.
39	Goodson, Demetri	CB	5-11	197	6/11/89	2	Baylor		Spring, Texas
98	Guion, Letroy	DT	6-4	322	6/21/87	8	Florida State		Starke, Fla.
36	Gunter, LaDarius	CB	6-2	201	5/13/92	R	Miami		Montgomery, Ala.
46	Harris, Alonzo	RB	6-1	237	11/9/92	R	Louisiana-Lafayette		Gadsden, Ala.
29	Hayward, Casey	CB	5-11	192	9/9/89	4	Vanderbilt		Perry, Ga.
7	Hundley, Brett	QB	6-3	226	6/15/93	R	UCLA		Chandler, Ariz.
33	Hyde, Micah	DB	6-0	197	12/31/90	3	Iowa		Fostoria, Ohio
83	Janis, Jeff	WR	6-3	219	6/24/91	2	Saginaw Valley State		Tawas City, Mich.
95	Jones, Datone	DE	6-4	285	7/24/90	3	UCLA		Compton, Calif.
89	Jones, James	WR	6-1	208	3/31/84	9	San Jose State		San Jose, Calif.
30	Kuhn, John	FB	6-0	250	9/9/82	10	Shippensburg		York, Pa.
27	Lacy, Eddie	RB	5-11	234	6/2/90	3	Alabama		Geismar, La.
70	Lang, T.J.	G	6-4	318	9/20/87	7	Eastern Michigan		Birmingham, Mich.
63	Linsley, Corey	C	6-3	301	7/27/91	2	Ohio State		Boardman, Ohio
8	Masthay, Tim	P	6-1	200	3/16/87	6	Kentucky		Murray, Ky.
52	Matthews, Clay	LB	6-3	255	5/14/86	7	Southern California		Agoura Hills, Calif.
88	Montgomery, Ty	WR	6-0	216	1/22/93	R	Stanford		Dallas, Texas
55	Mulumba, Andy	LB	6-3	260	1/31/90	3	Eastern Michigan		Montreal, Quebec
96	Neal, Mike	LB	6-3	262	6/26/87	6	Purdue		Merrillville, Ind.
51	Palmer, Nate	LB	6-2	248	9/23/89	3	Illinois State		Chicago, Ill.
64	Pennel, Mike	DT	6-4	332	5/9/91	2	Colorado State-Pueblo		Aurora, Colo.
56	Peppers, Julius	LB	6-7	287	1/18/80	14	North Carolina		Bailey, N.C.
80	Perillo, Justin	TE	6-3	250	1/5/91	2	Maine		Wilmington, Del.
53	Perry, Nick	LB	6-3	265	4/12/90	4	Southern California		Detroit, Mich.
90	Raji, B.J.	DT	6-2	337	7/11/86	7	Boston College		Washington Township, N.J.
23	Randall, Damarious	CB	5-11	196	8/29/92	R	Arizona State		Pensacola, Fla.
22	Ripkowski, Aaron	FB	6-1	246	12/20/92	R	Oklahoma		Dayton, Texas
12	Rodgers, Aaron	QB	6-2	225	12/2/83	11	California		Chico, Calif.
82	Rodgers, Richard	TE	6-4	257	1/22/92	2	California		Shrewsbury, Mass.
24	Rollins, Quinten	CB	5-11	195	7/15/92	R	Miami (Ohio)		Wilmington, Ohio
47	Ryan, Jake	LB	6-2	240	2/27/92	R	Michigan		Cleveland, Ohio
37	Shields, Sam	CB	5-11	184	12/8/87	6	Miami		Sarasota, Fla.
71	Sitton, Josh	G	6-3	318	6/16/86	8	Central Florida		Pensacola, Fla.
44	Starks, James	RB	6-2	218	2/25/86	6	Buffalo		Niagara Falls, N.Y.
65	Taylor, Lane	G	6-3	324	11/22/89	3	Oklahoma State		Arlington, Texas
48	Thomas, Joe	LB	6-1	227	5/6/91	1	South Carolina State		Blackville, S.C.
16	Tolzien, Scott	QB	6-2	213	9/4/87	5	Wisconsin		Palatine, Ill.
73	Tretter, JC	C/G	6-4	307	2/12/91	3	Cornell		Akron, N.Y.
79	Walker, Josh	G	6-5	328	6/2/91	1	Middle Tennessee State		Evansville, Tenn.

INJURED RESERVE

58	Barrington, Sam	LB	6-1	240	10/5/90	3	South Florida		Jacksonville, Fla.
93	Boyd, Josh	DT	6-3	310	8/3/89	3	Mississippi State		Philadelphia, Miss.
87	Nelson, Jordy	WR	6-3	217	5/31/85	8	Kansas State		Riley, Kan.
59	Rasco, Jermauria	LB	6-3	252	10/5/92	R	Louisiana State		Shreveport, La.
28	Richardson, Sean	S	6-2	216	1/21/90	4	Vanderbilt		Linden, Ala.

INJURED RESERVE/DESIGNATED FOR RETURN

81	Quarless, Andrew	TE	6-4	252	10/6/88	6	Penn State		Uniondale, N.Y.
----	------------------	----	-----	-----	---------	---	------------	--	-----------------

PRACTICE SQUAD

54	Bradford, Carl	LB	6-1	248	8/15/92	2	Arizona State		Norco, Calif.
38	Crockett, John	RB	6-0	217	2/16/92	R	North Dakota State		Minneapolis, Minn.
94	Crume, Eric	DT	6-1	302	10/18/93	R	Syracuse		Detroit, Mich.
31	Daniel, Robertson	CB	6-1	205	10/1/91	R	Brigham Young University		San Jose, Calif.
85	Henry, Mitchell	TE	6-4	252	12/11/92	R	Western Kentucky		Elizabethtown, Ky.
97	Ringo, Christian	DT	6-1	298	3/10/92	R	Louisiana-Lafayette		Jackson, Miss.
74	Rotheram, Matt	G	6-5	325	7/5/92	R	Pittsburgh		Olmsted, Ohio
41	Sebetic, Kyle	DB	6-0	197	6/27/91	1	University of Dayton		Kenosha, Wis.
60	Vujnovich, Jeremy	T	6-5	300	10/12/90	1	Louisiana College		Belle Chasse, La.
19	Williams, Ed	WR	6-0	196	3/14/91	R	Fort Hays State		Tampa, Fla.


NFL

No	NUMERICAL ROSTER	Pos	Ht	Wt	Age	NFL Exp	College	How	Reg. season
								Acquired	GP/GS/DNP/IA
2	Mason Crosby	K	6-1	207	31	9	Colorado	D6c-07	8/0/0/0
7	Brett Hundley	QB	6-3	226	22	R	UCLA	D5-15	0/0/0/8
8	Tim Masthay	P	6-1	200	28	6	Kentucky	FA-10	8/0/0/0
12	Aaron Rodgers	QB	6-2	225	31	11	California	D1-05	8/8/0/0
16	Scott Tolzien	QB	6-2	213	28	5	Wisconsin	FA-13	1/0/7/0
17	Davante Adams	WR	6-1	215	22	2	Fresno State	D2-14	5/5/0/3
18	Randall Cobb	WR	5-10	192	25	5	Kentucky	D2-11	8/8/0/0
21	Ha Ha Clinton-Dix	S	6-1	208	22	2	Alabama	D1-14	8/8/0/0
22	Aaron Ripkowski	FB	6-1	246	22	R	Oklahoma	D6a-15	8/0/0/0
23	Damarious Randall	CB	5-11	196	23	R	Arizona State	D1-15	8/3/0/0
24	Quinten Rollins	CB	5-11	195	23	R	Miami (Ohio)	D2-15	6/0/0/2
27	Eddie Lacy	RB	5-11	234	25	3	Alabama	D2-13	8/7/0/0
29	Casey Hayward	CB	5-11	192	26	4	Vanderbilt	D2b-12	8/6/0/0
30	John Kuhn	FB	6-0	250	33	10	Shippensburg	W-07 (Pit)	8/1/0/0
32	Chris Banjo	S	5-10	207	24	2	Southern Methodist	FA-13	8/1/0/0
33	Micah Hyde	DB	6-0	197	24	3	Iowa	D5a-13	8/7/0/0
36	LaDarius Gunter	CB	6-2	201	23	R	Miami	FA-15	3/0/1/4
37	Sam Shields	CB	5-11	184	27	6	Miami	FA-10	7/7/0/1
39	Demetri Goodson	CB	5-11	197	26	2	Baylor	D6-14	6/0/0/2
42	Morgan Burnett	S	6-1	209	26	6	Georgia Tech	D3-10	3/3/0/5
44	James Starks	RB	6-2	218	29	6	Buffalo	D6-10	8/1/0/0
46	Alonzo Harris	RB	6-1	237	23	R	Louisiana-Lafayette	FA-15	5/0/0/3
47	Jake Ryan	LB	6-2	240	23	R	Michigan	D4-15	6/0/0/2
48	Joe Thomas	LB	6-1	227	24	1	South Carolina State	FA-15 (ps-Dal)	6/0/0/0
51	Nate Palmer	LB	6-2	248	26	3	Illinois State	D6-13	8/7/0/0
52	Clay Matthews	LB	6-3	255	29	7	Southern California	D1b-09	8/8/0/0
53	Nick Perry	LB	6-3	265	25	4	Southern California	D1-12	7/1/0/1
55	Andy Mulumba	LB	6-3	260	25	3	Eastern Michigan	FA-13	5/0/0/3
56	Julius Peppers	LB	6-7	287	35	14	North Carolina	FA-14	8/8/0/0
61	Brett Goode	LS	6-1	255	31	8	Arkansas	FA-08	8/0/0/0
63	Corey Linsley	C	6-3	301	24	2	Ohio State	D5a-14	8/8/0/0
64	Mike Pannel	DT	6-4	332	24	2	Colorado State-Pueblo	FA-14	8/3/0/0
65	Lane Taylor	G	6-3	324	25	3	Oklahoma State	FA-13	0/0/1/7
67	Don Barclay	T/G	6-4	305	26	4	West Virginia	FA-12	8/3/0/0
69	David Bakhtiari	T	6-4	310	24	3	Colorado	D4a-13	8/8/0/0
70	T.J. Lang	G	6-4	318	28	7	Eastern Michigan	D4-09	8/8/0/0
71	Josh Sitton	G	6-3	318	29	8	Central Florida	D4b-08	8/8/0/0
73	JC Tretter	C/G	6-4	307	24	3	Cornell	D4b-13	8/0/0/0
75	Bryan Bulaga	T	6-5	314	26	6	Iowa	D1-10	5/5/0/3
76	Mike Daniels	DT	6-0	310	26	4	Iowa	D4a-12	8/8/0/0
79	Josh Walker	G	6-5	328	24	1	Middle Tennessee State	FA-14	7/0/0/1
80	Justin Perillo	TE	6-3	250	24	2	Maine	FA-14	3/0/0/0
82	Richard Rodgers	TE	6-4	257	23	2	California	D3b-14	8/8/0/0
83	Jeff Janis	WR	6-3	219	24	2	Saginaw Valley State	D7-14	8/0/0/0
84	Jared Abbrederis	WR	6-1	195	24	2	Wisconsin	D5b-14	4/0/1/0
86	Kennard Backman	TE	6-3	245	22	R	Alabama-Birmingham	D6c-15	2/0/1/5
88	Ty Montgomery	WR	6-0	216	22	R	Stanford	D3-15	6/3/0/2
89	James Jones	WR	6-1	208	31	9	San Jose State	FA-15	8/7/0/0
90	B.J. Raji	DT	6-2	337	29	7	Boston College	D1a-09	7/7/0/1
91	Jayrone Elliott	LB	6-3	255	24	2	Toledo	FA-14	8/0/0/0
95	Datone Jones	DE	6-4	285	25	3	UCLA	D1-13	7/0/0/0
96	Mike Neal	LB	6-3	262	28	6	Purdue	D2-10	8/7/0/0
98	Letroy Guion	DT	6-4	322	28	8	Florida State	FA-14	5/2/0/0

INJURED RESERVE

28	Sean Richardson	S	6-2	216	25	4	Vanderbilt	FA-12	3/1/0/2
58	Sam Barrington	LB	6-1	240	25	3	South Florida	D7c-13	1/1/0/0
59	Jermauria Rasco	LB	6-3	252	23	R	Louisiana State	FA-15	0/0/0/0
87	Jordy Nelson	WR	6-3	217	30	8	Kansas State	D2a-08	0/0/0/0
93	Josh Boyd	DT	6-3	310	26	3	Mississippi State	D5b-13	2/0/0/0

INJURED RESERVE/DESIGNATED FOR RETURN

81	Andrew Quarless	TE	6-4	252	27	6	Penn State	D5a-10	3/0/0/0
----	-----------------	----	-----	-----	----	---	------------	--------	---------

PRACTICE SQUAD

19	Ed Williams	WR	6-0	196	24	R	Fort Hays State	FA-15	0/0/0/0
31	Robertson Daniel	CB	6-1	205	24	R	Brigham Young University	FA-15	0/0/0/0
38	John Crockett	RB	6-0	217	23	R	North Dakota State	FA-15	0/0/0/0
41	Kyle Sebetich	DB	6-0	197	24	1	University of Dayton	FA-15	0/0/0/0
54	Carl Bradford	LB	6-1	248	23	2	Arizona State	D4-14	0/0/0/0
60	Jeremy Vujnovich	T	6-5	300	25	1	Louisiana College	FA-14	0/0/0/0
74	Matt Rotheram	G	6-5	325	23	R	Pittsburgh	FA-15	0/0/0/0
85	Mitchell Henry	TE	6-4	252	22	R	Western Kentucky	FA-15	0/0/0/0
94	Eric Crume	DT	6-1	302	22	R	Syracuse	FA-15	0/0/0/0
97	Christian Ringo	DT	6-1	298	23	R	Louisiana-Lafayette	D6b-15	0/0/0/0



2015 REGULAR-SEASON STATISTICS

	Packers	Opponents
TOTAL FIRST DOWNS	152	170
Rushing	49	55
Passing	83	103
Penalty	20	12
3rd Down: Made/Att.	31/91	45/112
3rd Down Pct.	34.1	40.2
4th Down: Made/Att.	5/8	6/10
4th Down Pct.	62.5	60.0
POSSESSION AVG.	29:16	30:44
TOTAL NET YARDS	2727	3057
Avg. Per Game	340.9	382.1
Total Plays	479	531
Avg. Per Play	5.7	5.8
NET YARDS RUSHING	925	1001
Avg. Per Game	115.6	125.1
Total Rushes	208	222
NET YARDS PASSING	1802	2056
Avg. Per Game	225.3	257.0
Sacked/Yards Lost	19/135	23/126
Gross Yards	1937	2182
Att./Completions	252/163	286/165
Completion Pct.	64.7	57.7
HAD INTERCEPTED	3	10
PUNTS/AVERAGE	37/44.0	34/44.5
Net Punting Avg.	37/39.5	34/39.8
PENALTIES/YARDS	58/482	57/478
FUMBLES/BALL LOST	9/3	9/2
TOUCHDOWNS	24	18
Rushing	4	8
Passing	19	10
Returns	1	0

	No	Yds	Avg	Long	TD
RECEIVING					
Randall Cobb	40	476	11.9	53t	5
Richard Rodgers	28	224	8.0	25	4
James Jones	24	483	20.1	65t	6
James Starks	19	167	8.8	30	2
Davante Adams	17	193	11.4	40	0
Ty Montgomery	15	136	9.1	31t	2
Eddie Lacy	10	92	9.2	26	0
John Kuhn	3	28	9.3	19	0
Jeff Janis	2	79	39.5	46	0
Justin Perillo	2	27	13.5	21	0
Andrew Quarless	2	14	7.0	7	0
Aaron Ripkowski	1	18	18.0	18	0
PACKERS	163	1937	11.9	65t	19
OPPONENTS	165	2182	13.2	68	10

	No	Yds	Avg	Long	TD
INTERCEPTIONS					
Quinten Rollins	2	48	24.0	45t	1
Sam Shields	2	15	7.5	15	0
Damarious Randall	2	4	2.0	4	0
Clay Matthews	1	42	42.0	42	0
Jayrone Elliott	1	2	2.0	2	0
Micah Hyde	1	2	2.0	2	0
Ha Ha Clinton-Dix	1	0	0.0	0	0
PACKERS	10	113	11.3	45t	1
OPPONENTS	3	28	9.3	29	0

	No	Yds	Avg	Net	TB	In 20	LG	Bik
PUNTING								
Tim Masthay	37	1627	44.0	39.5	3	8	56	0
PACKERS	37	1627	44.0	39.5	3	8	56	0
OPPONENTS	34	1512	44.5	39.8	3	8	61	0

	Ret	FC	Yds	Avg	Long	TD
PUNT RETURNS						
Micah Hyde	16	8	98	6.1	16	0
PACKERS	16	8	98	6.1	16	0
OPPONENTS	23	4	107	4.7	22	0

	No	Yds	Avg	Long	TD
KICKOFF RETURNS					
Ty Montgomery	7	218	31.1	46	0
Micah Hyde	4	94	23.5	30	0
Jared Abbrederis	2	52	26.0	30	0
Aaron Ripkowski	1	0	0.0	0	0
JC Tretter	1	0	0.0	0	0
PACKERS	15	364	24.3	46	0
OPPONENTS	19	402	21.2	54	0

	1-19	20-29	30-39	40-49	50+
FIELD GOALS					
Mason Crosby	1/1	3/3	3/3	2/3	2/2
PACKERS	1/1	3/3	3/3	2/3	2/2
OPPONENTS	0/0	4/4	3/3	3/4	3/6

Crosby: (37G) (54G, 18G, 44G, 21G) (44G) (44N, 31G) (35G) (23G, 28G) (56G) ()
 Opponents: (28G, 50G, 44G) (54G) () (33G) (42G, 50B, 53N, 63N) (36G, 32G) (50G, 24G) (20G, 49G, 43N, 22G)

SCORE BY PERIODS	Q1	Q2	Q3	Q4	OT	PTS
PACKERS	73	26	51	53	0	203
OPPONENTS	19	71	41	36	0	167

SCORING	TD	-Ru	-Pa	-Rt	K-PAT	FG	S	PTS
Mason Crosby	0	0	0	0	22/22	11/12	0	55
James Jones	6	0	6	0			0	36
Randall Cobb	5	0	5	0			0	30
Richard Rodgers	4	0	4	0			0	26
James Starks	3	1	2	0			0	18
Eddie Lacy	2	2	0	0			0	12
Ty Montgomery	2	0	2	0			0	12
John Kuhn	1	1	0	0			0	6
Quinten Rollins	1	0	0	1			0	6
Davante Adams	0	0	0	0			0	2
PACKERS	24	4	19	1	22/22	11/12	0	203
OPPONENTS	18	8	10	0	16/16	13/17	1	167

2-Pt Conversions: Adams, R. Rodgers, Packers 2-2, Opponents 1-2

SACKS: Julius Peppers 5.5, Clay Matthews 4.5, Nick Perry 3.5, Mike Daniels 3, Jayrone Elliott 2, Mike Neal 2, Datone Jones 1, Joe Thomas 1, B.J. Raji 0.5, PACKERS 23, OPPONENTS 19

RUSHING	No	Yds	Avg	Long	TD
James Starks	78	334	4.3	65t	1
Eddie Lacy	83	308	3.7	16	2
Aaron Rodgers	35	213	6.1	18	0
Randall Cobb	2	22	11.0	12	0
Alonzo Harris	4	19	4.8	16	0
Ty Montgomery	3	14	4.7	9	0
Richard Rodgers	1	11	11.0	11	0
John Kuhn	2	4	2.0	3	1
PACKERS	208	925	4.4	65t	4
OPPONENTS	222	1001	4.5	55	8

PASSING	Att	Cmp	Yds	Cmp%	Yds/Att	TD	TD%	Int	Int%	Long	Sack/Lost	Rating
Aaron Rodgers	252	163	1937	64.7	7.69	19	7.5	3	1.2	65t	19/135	108.2
PACKERS	252	163	1937	64.7	7.69	19	7.5	3	1.2	65t	19/135	108.2
OPPONENTS	286	165	2182	57.7	7.63	10	3.5	10	3.5	68	23/126	79.0



2015 REGULAR-SEASON DEFENSIVE STATISTICS

Official totals – based on coaches' film review, through Nov. 8 at Carolina

Player	Total			Sacks/ Yards	Int/ Yards	Fum Rec	For Fum	Pass Def
	Tackles	Solo	Asst					
Ha Ha Clinton-Dix	62	49	13	0.0/0.0	1/0	0	1	2
Nate Palmer	53	37	16	0.0/0.0	0/0	0	0	3
Clay Matthews	47	32	15	4.5/27.5	1/42	1	0	1
Micah Hyde	39	36	3	0.0/0.0	1/2	1	0	5
Casey Hayward	35	25	10	0.0/0.0	0/0	0	0	4
Mike Daniels	34	24	10	3.0/13.5	0/0	0	1	0
Damarious Randall	31	25	6	0.0/0.0	2/4	0	0	11
Sam Shields	27	22	5	0.0/0.0	2/15	0	0	9
Nick Perry	23	15	8	3.5/21.5	0/0	0	1	1
B.J. Raji	23	10	13	0.5/1.0	0/0	0	0	1
Mike Neal	22	14	8	2.0/15.5	0/0	0	1	0
Julius Peppers	20	15	5	5.5/24.0	0/0	0	1	0
Mike Pennel	19	12	7	0.0/0.0	0/0	0	0	0
Letroy Guion	16	4	12	0.0/0.0	0/0	0	0	0
Morgan Burnett	15	9	6	0.0/0.0	0/0	0	0	2
Joe Thomas	12	7	5	1.0/2.0	0/0	0	1	1
Jayrone Elliott	10	9	1	2.0/17.0	1/2	0	1	1
Datone Jones	10	8	2	1.0/4.0	0/0	0	0	1
Quinten Rollins	9	7	2	0.0/0.0	2/48	0	0	3
Jake Ryan	8	5	3	0.0/0.0	0/0	0	0	0
Demetri Goodson	5	4	1	0.0/0.0	0/0	0	0	1
Chris Banjo	4	4	0	0.0/0.0	0/0	0	0	1
Sean Richardson	2	2	0	0.0/0.0	0/0	0	0	1
Andy Mulumba	2	0	2	0.0/0.0	0/0	0	0	0
Sam Barrington	1	1	0	0.0/0.0	0/0	0	0	0
Josh Boyd	1	1	0	0.0/0.0	0/0	0	0	0
Bruce Gaston	1	1	0	0.0/0.0	0/0	0	0	0
Totals	531	378	153	23.0/126.0	10/113	2	7	48

SPECIAL TEAMS

Player	TT	FR	FF
Chris Banjo	13	0	0
Jayrone Elliott	9	0	0
Jeff Janis	8	0	0
Quinten Rollins	5	0	0
Jake Ryan	5	0	0
Joe Thomas	5	0	0
Demetri Goodson	4	0	0
Aaron Ripkowski	4	0	0
Micah Hyde	3	0	0
Ha Ha Clinton-Dix	2	0	0
John Kuhn	2	0	0
Andy Mulumba	2	0	0
Nate Palmer	2	0	0
Tim Masthay	1	0	0
Damarious Randall	1	0	0
Sean Richardson	1	0	0
Totals	67	0	0

BLOCKED KICKS

Player	PAT	FG	P
Datone Jones	0	1	0
Totals	0	1	0

DEFENSIVE SCORING

Player	TD	Int		Safeties
		Ret	Ret	
Quinten Rollins	1	1	0	0
Totals	1	1	0	0

Defensive touchdowns (1):

Rollins — 45-yard INT return vs. St. Louis (10/11)

MISCELLANEOUS TACKLES

Player	Tackles
T.J. Lang	2
Randall Cobb	1
James Jones	1
Eddie Lacy	1
James Starks	1
Totals	6



ROSTER BY POSITION

QUARTERBACK (3)

Brett Hundley
Aaron Rodgers
Scott Tolzien

FULLBACK (2)

John Kuhn
Aaron Ripkowski

RUNNING BACK (3)

Alonzo Harris
Eddie Lacy
James Starks

WIDE RECEIVER (6)

Jared Abbrederis
Davante Adams
Randall Cobb
Jeff Janis
James Jones
Ty Montgomery

TIGHT END (3)

Kennard Backman
Justin Perillo
Richard Rodgers

OFFENSIVE LINE (9)

David Bakhtiari
Don Barclay
Bryan Bulaga
T.J. Lang
Corey Linsley
Josh Sitton
Lane Taylor
JC Tretter
Josh Walker

DEFENSIVE LINE (5)

Mike Daniels
Letroy Guion
Datone Jones
Mike Pennel
B.J. Raji

LINEBACKER (9)

Jayrone Elliott
Clay Matthews
Andy Mulumba
Mike Neal
Nate Palmer
Julius Peppers
Nick Perry
Jake Ryan
Joe Thomas

CORNERBACK (6)

Demetri Goodson
LaDarius Gunter
Casey Hayward
Damarius Randall
Quinten Rollins
Sam Shields

SAFETY (4)

Chris Banjo
Morgan Burnett
Ha Ha Clinton-Dix
Micah Hyde

SPECIALIST (3)

Mason Crosby
Brett Goode
Tim Masthay

Rookies and first-year players are underlined

PRONUNCIATION GUIDE

PLAYERS

Jared Abbrederis ab-bruh-DAIR-is
Kennard Backman kuh-NARD
David Bakhtiari bock-tee-R-ee
Don Barclay BAR-clay
Bryan Bulaga buh-LAH-guh
Jayrone Elliott jay-RONE
Brett Goode GEWD
Letroy Guion GUY-on
LaDarius Gunter luh-DAIR-ee-us
Datone Jones DAY-tone
John Kuhn KOON
Tim Masthay MASS-tay
Andy Mulumba moo-LOOM-bah

Mike Pennel puh-NELL
Justin Perillo puh-RILL-oh
Andrew Quarless QUAR-liss
B.J. Raji RAH-jee
Damarius Randall duh-MAIR-ee-us
Josh Sitton SITT-en
Scott Tolzien toll-ZEEN

COACHES

James Campen KAMP-en
Tom Clements KLEMM-ints
Jerry Fontenot FON-tin-oh
Mark Lovat luh-VOTT
Mike Solari so-LARR-ee
Mike Trgovac TER-guh-vac



OFFENSE

WR:	17	Davante Adams	89	James Jones	83	Jeff Janis
LT:	69	David Bakhtiari	67	Don Barclay		
LG:	71	Josh Sitton	65	Lane Taylor		
C:	63	Corey Linsley	73	JC Tretter		
RG:	70	T.J. Lang	<u>79</u>	<u>Josh Walker</u>		
RT:	75	Bryan Bulaga	67	Don Barclay		
TE:	82	Richard Rodgers	80	Justin Perillo	<u>86</u>	<u>Kennard Backman</u>
WR:	18	Randall Cobb	<u>88</u>	<u>Ty Montgomery</u>	84	Jared Abbrederis
QB:	12	Aaron Rodgers	16	Scott Tolzien	<u>7</u>	<u>Brett Hundley</u>
RB:	27	Eddie Lacy	44	James Starks	<u>46</u>	<u>Alonzo Harris</u>
FB:	30	John Kuhn	<u>22</u>	<u>Aaron Ripkowski</u>		

DEFENSE

DE:	64	Mike Pennel	95	Datone Jones		
NOSE:	90	B.J. Raji	98	Letroy Guion		
DT:	76	Mike Daniels	98	Letroy Guion		
LOLB:	52	Clay Matthews	96	Mike Neal	91	Jayrone Elliott
BLB:	51	Nate Palmer	<u>47</u>	<u>Jake Ryan</u>	<u>48</u>	<u>Joe Thomas</u>
MLB:	<u>47</u>	<u>Jake Ryan</u>	52	Clay Matthews		
ROLB:	56	Julius Peppers	53	Nick Perry	55	Andy Mulumba
LCB:	29	Casey Hayward	<u>23</u>	<u>Damarius Randall</u>	39	Demetri Goodson
RCB:	37	Sam Shields	<u>24</u>	<u>Quinten Rollins</u>	<u>36</u>	<u>LaDarius Gunter</u>
SS:	42	Morgan Burnett	32	Chris Banjo		
FS:	21	Ha Ha Clinton-Dix	33	Micah Hyde		

SPECIAL TEAMS

K:	2	Mason Crosby	8	Tim Masthay		
P:	8	Tim Masthay	2	Mason Crosby		
H:	8	Tim Masthay	18	Randall Cobb		
PR:	33	Micah Hyde	<u>88</u>	<u>Ty Montgomery</u>	18	Randall Cobb
KR:	<u>88</u>	<u>Ty Montgomery</u>	84	Jared Abbrederis	33	Micah Hyde
LS:	61	Brett Goode	67	Don Barclay	80	Justin Perillo

Rookies and first-year players are underlined

COACH LOCATIONS

► **Coaches' Box:** Dom Capers (defensive coordinator), Luke Getsy (offensive quality control), Scott McCurley (assistant linebackers), David Raih (coaching administrator), John Rushing (defensive quality control), Mike Solari (assistant offensive line), Joe Whitt Jr. (secondary - cornerbacks).

► **Sideline:** Edgar Bennett (offensive coordinator), James Campen (offensive line), Tom Clements (associate head coach/offense), Jerry Fontenot (tight ends), Sam Gash (running backs), Jerry Montgomery (defensive front assistant), Winston Moss (associate head coach/linebackers), Darren Perry (secondary - safeties), Jason Simmons (assistant special teams), Mike Trgovac (defensive line), Alex Van Pelt (quarterbacks/ wide receivers), Ron Zook (special teams coordinator).



HOW THE PACKERS WERE BUILT

Year	Record	Draft (34)	Waivers (1)	Free Agents (18)
2005	4-12	QB Aaron Rodgers D1		
2007	13-3	K Mason Crosby D6c	FB John Kuhn (Pit)	
2008	6-10	G Josh Sitton D4b		LS Brett Goode
2009	11-5	DT B.J. Raji D1a LB Clay Matthews D1b G T.J. Lang D4		
2010	10-6	T Bryan Bulaga D1 LB Mike Neal D2 S Morgan Burnett D3 RB James Starks D6		P Tim Masthay CB Sam Shields
2011	15-1	WR Randall Cobb D2		
2012	11-5	LB Nick Perry D1 CB Casey Hayward D2b DT Mike Daniels D4a		T/G Don Barclay
2013	8-7-1	DE Datone Jones D1 RB Eddie Lacy D2 T David Bakhtiari D4a C/G JC Tretter D4b DB Micah Hyde D5a LB Nate Palmer D6		S Chris Banjo LB Andy Mulumba G Lane Taylor QB Scott Tolzien
2014	12-4	S Ha Ha Clinton-Dix D1 WR Davante Adams D2 TE Richard Rodgers D3b C Corey Linsley D5a WR Jared Abbrederis D5b CB Demetri Goodson D6 WR Jeff Janis D7		LB Jayrone Elliott DT Letroy Guion DT Mike Pennel LB Julius Peppers TE Justin Perillo G Josh Walker
2015	6-2	CB Damarious Randall D1 CB Quinten Rollins D2 WR Ty Montgomery D3 LB Jake Ryan D4 QB Brett Hundley D5 FB Aaron Ripkowski D6a TE Kennard Backman D6c		CB LaDarius Gunter RB Alonzo Harris WR James Jones (D3-07) LB Joe Thomas (PS-Dal.)

INDIVIDUAL STATISTICS, OFFENSE

RECEIVING D.Adams						R.Cobb					J.Janis					J.Jones					T.Montgomery					R.Rodgers								
			No	Yds	Avg	Lg	TD	No	Yds	Avg	Lg	TD	No	Yds	Avg	Lg	TD	No	Yds	Avg	Lg	TD	No	Yds	Avg	Lg	TD							
9/13	at	Chi	4	59	14.8	25	0	5	38	7.6	10	1	0	0	--	--	0	4	51	12.8	34	2	0	0	--	--	0	3	27	9.0	20	0		
9/20		Sea	5	33	6.6	13	0	8	116	14.5	25	0	0	0	--	--	0	1	29	29.0	29t	1	4	37	9.3	17	0	3	23	7.7	9	1		
9/28		KC	0	0	--	--	0	7	91	13.0	29	3	0	0	--	--	0	7	139	19.9	52	1	2	14	7.0	8t	1	2	15	7.5	8	0		
10/4	at	SF		(Inactive)				5	44	8.8	19	0	0	0	--	--	0	5	98	19.6	38	0	3	15	5.0	8	0	5	45	9.0	12	1		
10/11		StL		(Inactive)				3	23	7.7	10	0	0	0	--	--	0	2	77	38.5	65t	1	4	59	14.8	31t	1	6	45	7.5	18	0		
10/18		SD		(Inactive)				2	38	19.0	26	0	2	79	39.5	46	0	2	30	15.0	22	1	2	11	5.5	6	0	2	34	17.0	25	0		
11/1	at	Den	1	8	8.0	8	0	6	27	4.5	17	0	0	0	--	--	0	1	2	2.0	2	0		(Inactive)			2	16	8.0	11	0			
11/8	at	Car	7	93	13.3	40	0	4	99	24.8	53t	1	0	0	--	--	0	2	57	28.5	36	0		(Inactive)			5	19	3.8	7	2			
11/15		Det																																
11/22	at	Min																																
11/26		Chi																																
12/3	at	Det																																
12/13		Dal																																
12/20	at	Oak																																
12/27	at	Ari																																
1/3		Min																																
SEASON			17	193	11.4	40	0	40	476	11.9	53t	5	2	79	39.5	46	0	24	483	20.1	65t	6	15	136	9.1	31t	2	28	224	8.0	25	4		
CAREER			55	639	11.6	45	3	267	3525	13.2	70t	30	4	95	23.8	46	0	407	5454	13.4	83t	49	15	136	9.1	31t	2	48	449	9.4	43	6		

RECEIVING A.Quarless						K.Backman					E.Lacy					J.Starks					A.Harris					J.Kuhn							
			No	Yds	Avg	Lg	TD	No	Yds	Avg	Lg	TD	No	Yds	Avg	Lg	TD	No	Yds	Avg	Lg	TD	No	Yds	Avg	Lg	TD	No	Yds	Avg	Lg	TD	
9/13	at	Chi	0	0	--	--	0		(Inactive)				2	14	7.0	9	0	0	0	--	--	0		(Inactive)				0	0	--	--	0	
9/20		Sea	0	0	--	--	0		(Inactive)				0	0	--	--	0	4	11	2.8	6	0		(Inactive)			0	0	--	--	0		
9/28		KC	2	14	7.0	7	0		(Inactive)				3	41	13.7	26	0	1	19	19.0	19	0	0	0	--	--	0	0	0	--	--	0	
10/4	at	SF		(Injured Reserve/DFR)				0	0	--	--	0	1	3	3.0	3	0	2	11	5.5	8	0	0	0	--	--	0	1	8	8.0	8	0	
10/11		StL		(Injured Reserve/DFR)				0	0	--	--	0	1	8	8.0	8	0	3	29	9.7	19	0	0	0	--	--	0	0	0	--	--	0	
10/18		SD		(Injured Reserve/DFR)					(Did Not Play)				2	17	8.5	12	0	1	5	5.0	5t	1		(Inactive)			2	20	10.0	19	0		
11/1	at	Den		(Injured Reserve/DFR)					(Inactive)				1	9	9.0	9	0	2	9	4.5	5	0	0	0	--	--	0	0	0	--	--	0	
11/8	at	Car		(Injured Reserve/DFR)					(Inactive)				0	0	--	--	0	6	83	13.8	30	1	0	0	--	--	0	0	0	--	--	0	
11/15		Det																															
11/22	at	Min																															
11/26		Chi																															
12/3	at	Det																															
12/13		Dal																															
12/20	at	Oak																															
12/27	at	Ari																															
1/3		Min																															
SEASON			2	14	7.0	7	0	0	0	0.0	0	0	10	92	9.2	26	0	19	167	8.8	30	2	0	0	--	--	0	3	28	9.3	19	0	
CAREER			87	923	10.6	34	6	0	0	0.0	0	0	87	776	8.9	67	4	82	658	8.0	30	3	0	0	--	--	0	79	544	6.9	32	8	

RECEIVING A.Ripkowski						J.Perillo						
			No	Yds	Avg	Lg	TD	No	Yds	Avg	Lg	TD
9/13	at	Chi	0	0	--	--	0		(Practice Squad)			
9/20		Sea	0	0	--	--	0		(Practice Squad)			
9/28		KC	0	0	--	--	0		(Practice Squad)			
10/4	at	SF	0	0	--	--	0		(Practice Squad)			
10/11		StL	0	0	--	--	0		(Practice Squad)			
10/18		SD	0	0	--	--	0	1	21	21.0	21	0
11/1	at	Den	0	0	--	--	0	1	6	6.0	6	0
11/8	at	Car	1	18	18.0	18	0	0	0	--	--	0
11/15		Det										
11/22	at	Min										
11/26		Chi										
12/3	at	Det										
12/13		Dal										
12/20	at	Oak										
12/27	at	Ari										
1/3		Min										
SEASON			1	18	18.0	18	0	2	27	13.5	21	0
CAREER			1	18	18.0	18	0	2	27	13.5	21	0

INDIVIDUAL STATISTICS, OFFENSE

RUSHING

			E.Lacy										J.Starks										A.Rodgers									
			First Half					Second Half					First Half					Second Half					First Half					Second Half				
			No	Yds	Avg	Lg	TD	No	Yds	Avg	Lg	TD	No	Yds	Avg	Lg	TD	No	Yds	Avg	Lg	TD	No	Yds	Avg	Lg	TD	No	Yds	Avg	Lg	TD
9/13	at	Chi	7	35	5.0	16	0	12	50	4.2	15	1	0	0	--	--	0	2	2	1.0	3	0	3	3	1.0	2	0	5	32	6.4	15	0
9/20		Sea	3	9	3.0	8	0	0	0	--	--	0	9	35	3.9	10	0	11	60	5.5	35	0	2	12	6.0	9	0	4	11	2.8	9	0
9/28		KC	6	34	5.7	13	0	4	12	3.0	9	0	9	26	2.9	11	0	8	6	0.8	3	0	2	16	8.0	11	0	0	0	--	--	0
10/4	at	SF	9	35	3.9	10	0	9	55	6.1	15	0	2	7	3.5	6	0	7	21	3.0	5	0	2	16	8.0	12	0	1	17	17.0	17	0
10/11		StL	6	9	1.5	3	0	7	18	2.6	8	0	3	11	3.7	6	0	2	6	3.2	5	0	6	36	6.0	18	0	2	3	1.5	5	0
10/18		SD	2	3	1.5	3	0	2	0	0.0	3	0	4	89	22.3	65t	1	6	23	3.8	7	0	1	15	15.0	15	0	1	-1	-1.0	-1	0
11/1	at	Den	8	35	4.4	15	1	3	3	1.0	3	0	2	4	2.0	4	0	3	5	1.7	3	0	1	14	14.0	14	0	1	17	17.0	17	0
11/8	at	Car	4	3	0.8	3	0	1	7	7.0	7	0	6	29	4.8	15	0	4	10	2.5	4	0	2	9	4.5	6	0	2	13	6.5	8	0
11/15		Det																														
11/22	at	Min																														
11/26		Chi																														
12/3	at	Det																														
12/13		Dal																														
12/20	at	Oak																														
12/27	at	Ari																														
1/3		Min																														
SEASON			45	163	3.6	16	1	38	145	3.8	15	1	35	201	5.7	65t	1	43	133	3.1	35	0	19	121	6.4	18	0	16	92	5.8	17	0

PASSING

			A.Rodgers																													
			First Half					Second Half																								
			Att	Com	Pct	Yds	Sk/Yd	TD	Lg	Int	Rtng	Att	Com	Pct	Yds	Sk/Yd	TD	Lg	Int	Rtng												
9/13	at	Chi	13	10	76.9	126	0/0	1	34	0	132.2	10	8	80.0	63	0/0	2	25	0	132.5												
9/20		Sea	20	14	70.0	151	1/7	1	29t	0	108.5	13	11	84.6	98	1/8	1	19	0	123.7												
9/28		KC	22	16	72.7	208	1/8	3	27t	0	141.7	13	8	61.5	125	0/0	2	52	0	133.0												
10/4	at	SF	20	13	65.0	129	1/9	1	36	0	99.8	12	9	75.0	95	2/15	0	38	0	97.6												
10/11		StL	17	10	58.8	109	0/0	1	31t	2	57.8	13	9	69.2	132	2/5	1	65t	0	127.7												
10/18		SD	15	9	60.0	123	1/9	1	46	0	108.5	14	7	50.0	132	2/9	1	33	0	106.8												
11/1	at	Den	12	8	66.7	37	0/0	0	11	0	70.5	10	6	60.0	40	3/27	0	17	0	68.8												
11/8	at	Car	16	8	50.0	117	3/25	1	40	0	95.1	32	17	53.1	252	2/13	3	53t	1	97.4												
11/15		Det																														
11/22	at	Min																														
11/26		Chi																														
12/3	at	Det																														
12/13		Dal																														
12/20	at	Oak																														
12/27	at	Ari																														
1/3		Min																														
SEASON			135	88	65.2	1000	7/58	9	46	2	103.3	117	75	64.1	937	12/77	10	65t	1	113.8												

PASSING

			S.Tolzien																													
			First Half					Second Half																								
			Att	Com	Pct	Yds	Sk/Yd	TD	Lg	Int	Rtng	Att	Com	Pct	Yds	Sk/Yd	TD	Lg	Int	Rtng												
9/13	at	Chi																														
9/20		Sea																														
9/28		KC																														
10/4	at	SF																														
10/11		StL																														
10/18		SD																														
11/1	at	Den																														
11/8	at	Car																														
11/15		Det																														
11/22	at	Min																														
11/26		Chi																														
12/3	at	Det																														
12/13		Dal																														
12/20	at	Oak																														
12/27	at	Ari																														
1/3		Min																														
SEASON			0	0	--	0	0/0	0	--	0	--	0	0	--	0	0/0	0	--	0	--	0	--										

INDIVIDUAL STATISTICS, OFFENSE

RECEIVING D.Adams

		First Half					Second Half						
		No	Yds	Avg	Lg	TD	No	Yds	Avg	Lg	TD		
9/13	at Chi	2	28	14.0	21	0	2	31	15.5	25	0		
9/20	Sea	4	27	6.8	13	0	1	6	6.0	6	0		
9/28	KC	0	0	--	--	0	0	0	--	--	0		
10/4	at SF	(Inactive)					(Inactive)						
10/11	StL	(Inactive)					(Inactive)						
10/18	SD	(Inactive)					(Inactive)						
11/1	at Den	1	8	8.0	8	0	0	0	--	--	0		
11/8	at Car	3	57	19.0	40	0	4	36	9.0	21	0		
11/15	Det												
11/22	at Min												
11/26	Chi												
12/3	at Det												
12/13	Dal												
12/20	at Oak												
12/27	at Ari												
1/3	Min												
SEASON		10	120	12.0	40	0	7	73	10.4	25	0		

R.Cobb

		First Half					Second Half						
		No	Yds	Avg	Lg	TD	No	Yds	Avg	Lg	TD		
9/13	at Chi	2	14	7.0	10	0	3	24	8.0	10	1		
9/20	Sea	5	76	15.2	25	0	3	40	13.3	19	0		
9/28	KC	4	54	13.5	27	1	3	37	12.3	29	2		
10/4	at SF	4	41	10.3	19	0	1	3	3.0	3	0		
10/11	StL	2	17	8.5	10	0	1	6	6.0	6	0		
10/18	SD	1	12	12.0	12	0	1	26	26.0	26	0		
11/1	at Den	4	7	1.8	7	0	2	20	10.0	17	0		
11/8	at Car	1	18	18.0	18	0	3	81	27.0	53t	1		
11/15	Det												
11/22	at Min												
11/26	Chi												
12/3	at Det												
12/13	Dal												
12/20	at Oak												
12/27	at Ari												
1/3	Min												
SEASON		23	239	10.4	27	1	17	237	13.9	53t	4		

J.Kuhn

		First Half					Second Half						
		No	Yds	Avg	Lg	TD	No	Yds	Avg	Lg	TD		
9/13	at Chi	0	0	--	--	0	0	0	--	--	0		
9/20	Sea	0	0	--	--	0	0	0	--	--	0		
9/28	KC	0	0	--	--	0	0	0	--	--	0		
10/4	at SF	0	0	--	--	0	0	0	--	--	0		
10/11	StL	0	0	--	--	0	0	0	--	--	0		
10/18	SD	1	1	1.0	1	0	1	19	19.0	19	0		
11/1	at Den	0	0	--	--	0	0	0	--	--	0		
11/8	at Car	0	0	--	--	0	0	0	--	--	0		
11/15	Det												
11/22	at Min												
11/26	Chi												
12/3	at Det												
12/13	Dal												
12/20	at Oak												
12/27	at Ari												
1/3	Min												
SEASON		1	1	1.0	1	0	2	27	13.5	19	0		

RECEIVING J.Jones

		First Half					Second Half						
		No	Yds	Avg	Lg	TD	No	Yds	Avg	Lg	TD		
9/13	at Chi	3	50	16.7	34	1	1	1	1.0	1t	1		
9/20	Sea	1	29	29.0	29t	1	0	0	--	--	0		
9/28	KC	4	68	17.0	27t	1	3	71	23.7	52	0		
10/4	at SF	3	49	16.3	36	0	2	49	24.5	38	0		
10/11	StL	0	0	--	--	0	2	77	38.5	65t	1		
10/18	SD	1	22	22.0	22	0	1	8	8.0	8t	1		
11/1	at Den	0	0	--	--	0	1	2	2.0	2	0		
11/8	at Car	1	21	21.0	21	0	1	36	36.0	36	0		
11/15	Det												
11/22	at Min												
11/26	Chi												
12/3	at Det												
12/13	Dal												
12/20	at Oak												
12/27	at Ari												
1/3	Min												
SEASON		13	239	18.4	36	3	11	244	22.2	65t	3		

T.Montgomery

		First Half					Second Half						
		No	Yds	Avg	Lg	TD	No	Yds	Avg	Lg	TD		
9/13	at Chi	0	0	--	--	0	0	0	--	--	0		
9/20	Sea	0	0	--	--	0	4	37	9.3	17	0		
9/28	KC	2	14	7.0	8t	1	0	0	--	--	0		
10/4	at SF	2	7	3.5	4	0	1	8	8.0	8	0		
10/11	StL	3	48	16.0	31t	1	1	11	11.0	11	0		
10/18	SD	2	11	5.5	6	0	0	0	--	--	0		
11/1	at Den						(Inactive)						
11/8	at Car						(Inactive)						
11/15	Det												
11/22	at Min												
11/26	Chi												
12/3	at Det												
12/13	Dal												
12/20	at Oak												
12/27	at Ari												
1/3	Min												
SEASON		9	80	8.9	31t	2	6	56	9.3	17	0		

R.Rodgers

		First Half					Second Half						
		No	Yds	Avg	Lg	TD	No	Yds	Avg	Lg	TD		
9/13	at Chi	2	25	12.5	20	0	1	2	2.0	2	0		
9/20	Sea	1	9	9.0	9	0	2	14	7.0	9	1		
9/28	KC	1	7	7.0	7	0	1	8	8.0	8	0		
10/4	at SF	2	21	10.5	12	1	3	24	8.0	9	0		
10/11	StL	3	18	6.0	12	0	3	27	9.0	18	0		
10/18	SD	0	0	--	--	0	2	34	17.0	25	0		
11/1	at Den	2	16	8.0	11	0	0	0	--	--	0		
11/8	at Car	2	3	1.5	2	1	3	16	5.3	7	1		
11/15	Det												
11/22	at Min												
11/26	Chi												
12/3	at Det												
12/13	Dal												
12/20	at Oak												
12/27	at Ari												
1/3	Min												
SEASON		13	99	7.6	20	2	15	125	8.3	25	2		

RECEIVING A.Quarless

		First Half					Second Half						
		No	Yds	Avg	Lg	TD	No	Yds	Avg	Lg	TD		
9/13	at Chi	0	0	--	--	0	0	0	--	--	0		
9/20	Sea	0	0	--	--	0	0	0	--	--	0		
9/28	KC	2	14	7.0	7	0	0	0	--	--	0		
10/4	at SF	(Injured Reserve/DFR)					(Injured Reserve/DFR)						
10/11	StL	(Injured Reserve/DFR)					(Injured Reserve/DFR)						
10/18	SD	(Injured Reserve/DFR)					(Injured Reserve/DFR)						
11/1	at Den	(Injured Reserve/DFR)					(Injured Reserve/DFR)						
11/8	at Car	(Injured Reserve/DFR)					(Injured Reserve/DFR)						
11/15	Det												
11/22	at Min												
11/26	Chi												
12/3	at Det												
12/13	Dal												
12/20	at Oak												
12/27	at Ari												
1/3	Min												
SEASON		2	14	7.0	7	0	0	0	--	--	0		

E.Lacy

		First Half					Second Half						
		No	Yds	Avg	Lg	TD	No	Yds	Avg	Lg	TD		
9/13	at Chi	1	9	9.0	9	0	1	5	5.0	5	0		
9/20	Sea	0	0	--	--	0	0	0	--	--	0		
9/28	KC	2	32	16.0	26	0	1	9	9.0	9	0		
10/4	at SF	1	3	3.0	3	0	0	0	--	--	0		
10/11	StL	0	0	--	--	0	1	8	8.0	8	0		
10/18	SD	1	5	5.0	5	0	1	12	12.0	12	0		
11/1	at Den	0	0	--	--	0	1	9	9.0	9	0		
11/8	at Car	0	0	--	--	0	0	0	--	--	0		
11/15	Det												
11/22	at Min												
11/26	Chi												
12/3	at Det												
12/13	Dal												
12/20	at Oak												
12/27	at Ari												
1/3	Min												
SEASON		5	49	9.8	26	0	5	43	8.6	12	0		

J.Starks

		First Half					Second Half						
		No	Yds	Avg	Lg	TD	No	Yds	Avg	Lg	TD		
9/13	at Chi	0	0	--	--	0	0	0	--	--	0		
9/20	Sea	3	10	3.3	6	0	1	1	1.0	1	0		
9/28	KC	1	19	19.0	19	0	0	0	--	--	0		
10/4	at SF	1	8	8.0	8	0	1	3	3.0	3	0		
10/11	StL	2	26	13.0	19	0	1	3	3.0	3	0		
10/18	SD	1	5	5.0	5t	1	0	0	--	--	0		
11/1	at Den	0	0	--	--	0	2	9	4.5	5	0		
11/8	at Car	0	0	--	--	0	6	83	13.8	30	1		
11/15	Det												
11/22	at Min												
11/26	Chi												
12/3	at Det												
12/13	Dal												
12/20	at Oak												
12/27	at Ari												
1/3	Min												

INDIVIDUAL STATISTICS, DEFENSE

	C.Banjo						S.Barrington					J.Boyd					M.Burnett					H.Clinton-Dix					M.Daniels									
	UT	A	Sk	Int	PD		UT	A	Sk	Int	PD		UT	A	Sk	Int	PD		UT	A	Sk	Int	PD		UT	A	Sk	Int	PD		UT	A	Sk	Int	PD	
9/13	at	Chi	0	0	0-0	0-0	0	1	0	0-0	0-0	0	1	0	0-0	0-0	0	2	0	0-0	0-0	0	5	1	0-0	0-0	0	1	3	0-0	0-0	0				
9/20		Sea	0	0	0-0	0-0	0	(Injured Reserve)				0	0	0-0	0-0	0		7	2	0-0	0-0	0	6	3	0-0	0-0	0	3	2	1-0	0-0	0				
9/28		KC	2	0	0-0	0-0	1	(Injured Reserve)				0	0	0-0	0-0	0		(Injured Reserve)					7	1	0-0	0-0	0	0	3	0-0	0-0	0				
10/4	at	SF	0	0	0-0	0-0	0	(Injured Reserve)									(Injured Reserve)					(Injured Reserve)	8	1	0-0	0-0	1	9	1	0-0	0-0	0				
10/11		StL	1	0	0-0	0-0	0	(Injured Reserve)									(Injured Reserve)					(Injured Reserve)	9	0	0-0	0-0	1	2	1	0.5-4	0-0	0				
10/18		SD	1	0	0-0	0-0	0	(Injured Reserve)									(Injured Reserve)					(Injured Reserve)	4	1	0-0	0-0	0	1	0	0-0	0-0	0				
11/1	at	Den	0	0	0-0	0-0	0	(Injured Reserve)									(Injured Reserve)			1	3	0-0	0-0	0	3	4	0-0	0-0	0	4	0	0-0	0-0	0		
11/8	at	Car	0	0	0-0	0-0	0	(Injured Reserve)									(Injured Reserve)			6	3	0-0	0-0	2										0		
11/15		Det																																		
11/22	at	Min																																		
11/26		Chi																																		
12/3	at	Det																																		
12/13		Dal																																		
12/20	at	Oak																																		
12/27	at	Ari																																		
1/3		Min																																		
SEASON			4	0	0-0	0-0	1	1	0	0-0	0-0	0	1	0	0-0	0-0	0	9	6	0-0	0-0	2	49	13	0-0	1-0	2	24	10	3-13.5	0-0	0	0	0		
CAREER			14	2	0-0	0-0	3	41	13	1-9	0-0	1	17	11	0-0	0-0	1	331	140	4.5-41	7-33	29	111	40	1-0	2-9	8	81	26	17-113.5	1-9	1	1	1		

	J.Elliott						B.Gaston					D.Goodson					L.Guion					L.Gunter					C.Hayward										
	UT	A	Sk	Int	PD		UT	A	Sk	Int	PD		UT	A	Sk	Int	PD		UT	A	Sk	Int	PD		UT	A	Sk	Int	PD		UT	A	Sk	Int	PD		
9/13	at	Chi	2	0	0-0	0-0	0	0	0	0-0	0-0	0	0	0	0-0	0-0	0	0	0	0-0	0-0	0	0	0	0-0	0-0	0	1	1	0-0	0-0	1					
9/20		Sea	1	0	0-0	1-0	1	(Injured Reserve)									(Reserve/Suspended)					(Injured Reserve)	2	1	0-0	0-0	0	2	1	0-0	0-0	0					
9/28		KC	2	0	1-10	0-0	0	1	0	0-0	0-0	0				(Injured Reserve)					(Reserve/Suspended)	0	0	0-0	0-0	0	4	1	0-0	0-0	0						
10/4	at	SF	1	0	1-7	0-0	0	(Not With Team)								(Injured Reserve)					(Reserve/Suspended)	0	0	0-0	0-0	0	1	1	0-0	0-0	0						
10/11		StL	3	1	0-0	0-0	0	(Practice Squad)					0	0	0-0	0-0	0	3	2	0-0	0-0	0	0	0	0-0	0-0	0	2	2	0-0	0-0	0					
10/18		SD	0	0	0-0	0-0	0	(Not With Team)					0	0	0-0	0-0	0	0	5	0-0	0-0	0			(Did Not Play)	5	0	0-0	0-0	0							
11/1	at	Den	0	0	0-0	0-0	0	(Not With Team)					0	0	0-0	0-0	1	0	3	0-0	0-0	0	0	0	0-0	0-0	0	8	3	0-0	0-0	2					
11/8	at	Car	0	0	0-0	0-0	0	(Not With Team)					4	1	0-0	0-0	0	1	2	0-0	0-0	0	0	0	0-0	0-0	0	2	1	0-0	0-0	1					
11/15		Det																																			
11/22	at	Min																																			
11/26		Chi																																			
12/3	at	Det																																			
12/13		Dal																																			
12/20	at	Oak																																			
12/27	at	Ari																																			
1/3		Min																																			
SEASON			9	1	2-17	1-0	1	1	0	0-0	0-0	0	4	1	0-0	0-0	1	4	12	0-0	0-0	0	0	0	0-0	0-0	0	25	10	0-0	0-0	4	4	4			
CAREER			11	2	2-17	1-0	1	1	0	0-0	0-0	0	4	1	0-0	0-0	1	78	60	8.5-47	0-0	4	0	0	0-0	0-0	0	95	33	0-0	9-194	31	31	31			

	M.Hyde						D.Jones					C.Matthews					A.Mulumba					M.Neal					N.Palmer									
	UT	A	Sk	Int	PD		UT	A	Sk	Int	PD		UT	A	Sk	Int	PD		UT	A	Sk	Int	PD		UT	A	Sk	Int	PD		UT	A	Sk	Int	PD	
9/13	at	Chi	4	0	0-0	0-0	0	(Reserve/Suspended)					8	2	0-0	1-42	1					(Injured Reserve)	2	0	0-0	0-0	0	6	3	0-0	0-0	1				
9/20		Sea	5	0	0-0	0-0	1	2	0	0-0	0-0	0	1	1	0-0	0-0	0	0	1	0-0	0-0	0	2	3	0-0	0-0	0	4	2	0-0	0-0	1				
9/28		KC	2	1	0-0	0-0	1	2	0	0-0	0-0	0	4	1	2-8	0-0	0	0	0	0-0	0-0	0	1	1	.5-3.5	0-0	0	3	1	0-0	0-0	0				
10/4	at	SF	5	0	0-0	0-0	0	0	1	0-0	0-0	0	2	1	1-8	0-0	0	0	0	0-0	0-0	0	1	0	1-8	0-0	0	5	1	0-0	0-0	1				
10/11		StL	5	0	0-0	1-2	2	0	0	0-0	0-0	0	2	3	1.5-11.5	0-0	0	0	0	0-0	0-0	0	2	1	0-0	0-0	0	4	1	0-0	0-0	0				
10/18		SD	8	0	0-0	0-0	1	2	0	1-4	0-0	1	4	3	0-0	0-0	0	0	1	0-0	0-0	0	2	1	0.5-4	0-0	0	9	4	0-0	0-0	0				
11/1	at	Den	6	2	0-0	0-0	0	2	1	0-0	0-0	0	7	1	0-0	0-0	0					(Injured Reserve)	3	0	0-0	0-0	0	6	2	0-0	0-0	0				
11/8	at	Car	1	0	0-0	0-0	0	0	0	0-0	0-0	0	4	3	0-0	0-0	0					(Injured Reserve)	1	2	0-0	0-0	0	0	2	0-0	0-0	0				
11/15		Det																																		
11/22	at	Min																																		
11/26		Chi																																		
12/3	at	Det																																		
12/13		Dal																																		
12/20	at	Oak																																		
12/27	at	Ari																																		
1/3		Min																																		
SEASON			36	3	0-0	1-2	5	8	2	1-4	0-0	1	32	15	4.5-27.5	1-42	1	0	2	0-0	0-0	0	14	8	2-15.5	0-0	0	37	16	0-0						

INDIVIDUAL STATISTICS, DEFENSE

	M.Pennel						J.Peppers					N.Perry					B.Raji					D.Randall					S.Richardson								
	UT	A	Sk	Int	PD		UT	A	Sk	Int	PD		UT	A	Sk	Int	PD		UT	A	Sk	Int	PD		UT	A	Sk	Int	PD		UT	A	Sk	Int	PD
9/13	at	Chi	1	1	0-0	0-0	0	5	0	1.5-11	0-0	0	0	1	0-0	0-0	0	3	3	.5-2	0-0	0	0	1	1	0-0	0-0	2	2	0	0-0	0-0	0		
9/20		Sea	1	2	0-0	0-0	0	0	1	1-1	0-0	0	3	2	0-0	0-0	0	3	1	0-0	0-0	0	0	0	0-0	0-0	1	0	0	0-0	0-0	1			
9/28		KC	3	0	0-0	0-0	0	1	1	0-0	0-0	0	1	1	1-6	0-0	0	0	1	0-0	0-0	0	2	0	0-0	0-0	1								
10/4	at	SF	0	0	0-0	0-0	0	2	0	1-6	0-0	0	2	0	2-12	0-0	0	2	2	0-0	0-0	0	2	1	0-0	0-0	1	0	0	0-0	0-0	0			
10/11		StL	1	1	0-0	0-0	0	3	0	1-3	0-0	0	3	0	.5-3.5	0-0	0	2	2	0-0	0-0	0	3	1	0-0	0-0	0								
10/18		SD	2	1	0-0	0-0	0	1	1	1-3	0-0	0			(Inactive)					(Inactive)			6	0	0-0	0-0	2								
11/1	at	Den	3	2	0-0	0-0	0	1	1	0-0	0-0	0	1	2	0-0	0-0	0	0	3	0-0	0-0	1	6	3	0-0	1-0	2								
11/8	at	Car	1	0	0-0	0-0	0	2	1	0-0	0-0	0	5	2	0-0	0-0	1	0	1	0-0	0-0	0	5	0	0-0	1-4	2								
11/15		Det																																	
11/22	at	Min																																	
11/26		Chi																																	
12/3	at	Det																																	
12/13		Dal																																	
12/20	at	Oak																																	
12/27	at	Ari																																	
1/3		Min																																	
SEASON			12	7	0-0	0-0	0	15	5	5.5-24	0-0	0	15	8	3.5-21.5	0-0	1	10	13	.5-2	0-0	1	25	6	0-0	2-4	11	2	0	0-0	0-0	1			
CAREER			18	7	0-0	0-0	0	496	128	131-793	11-293	73	65	26	12.5-99.5	0-0	4	99	51	11-66.5	0-0	9	25	6	0-0	2-4	11	22	4	0-0	0-0	1			

	Q.Rollins						J.Ryan					S.Shields					J.Thomas															
	UT	A	Sk	Int	PD		UT	A	Sk	Int	PD		UT	A	Sk	Int	PD		UT	A	Sk	Int	PD									
9/13	at	Chi	0	0	0-0	0-0	0	0	0	0-0	0-0	0	6	2	0-0	0-0	1															
9/20		Sea			(Inactive)		0	0	0-0	0-0	0	2	0	0-0	0-0	0																
9/28		KC	2	1	0-0	0-0	1	0	1	0-0	0-0	0	5	0	0-0	1-15	1	2	1	1-2	0-0	0										
10/4	at	SF	1	1	0-0	0-0	0			(Inactive)			2	1	0-0	1-0	1	2	0	0-0	0-0	0										
10/11		StL	2	0	0-0	2-48	2			(Inactive)			0	2	0-0	0-0	4	0	0	0-0	0-0	1										
10/18		SD	2	0	0-0	0-0	0	0	0	0-0	0-0	0	7	0	0-0	0-0	2	2	1	0-0	0-0	0										
11/1	at	Den	0	0	0-0	0-0	0	1	0	0-0	0-0	0	0	0	0-0	0-0	0	1	3	0-0	0-0	0										
11/8	at	Car			(Inactive)		4	2	0-0	0-0	0				(Inactive)			0	0	0-0	0-0	0										
11/15		Det																														
11/22	at	Min																														
11/26		Chi																														
12/3	at	Det																														
12/13		Dal																														
12/20	at	Oak																														
12/27	at	Ari																														
1/3		Min																														
SEASON			7	2	0-0	2-48	3	5	3	0-0	0-0	0	22	5	0-0	2-15	9	7	5	1-2	0-0	1										
CAREER			7	2	0-0	2-48	3	5	3	0-0	0-0	0	190	31	1-8	17-180	62	7	5	1-2	0-0	1										

DEFENSIVE FUMBLE STATISTICS

FORCED FUMBLES (7)

J.Elliott - (1) vs. Seattle, Sept. 20 (F.Jackson)
M.Daniels - (1) vs. Kansas City, Sept. 28 (A. Smith)
N.Perry - (1) vs. Kansas City, Sept. 28 (A. Smith)
J.Thomas - (1) at San Francisco, Oct. 4 (V.McDonald)
J.Peppers - (1) vs. St. Louis, Oct. 11 (N.Foles)
M.Neal - (1) vs. San Diego, Oct. 18 (M.Gordon)
H.Clinton-Dix - (1) vs. San Diego, Oct. 18 (M.Gordon)

FUMBLE RECOVERIES (2)

M.Hyde - (1) vs. Seattle, Sept. 20 (F.Jackson)
C.Matthews - (1) vs. San Diego, Oct. 18 (M.Gordon)

INDIVIDUAL STATISTICS, DEFENSE

QUARTERBACK SACKS (23-126)

9/13	at	Chicago:	(2-12)	J.Peppers 1.5-11, B.Raji .5-1
9/20		Seattle:	(2-1)	M.Daniels 1-0, J.Peppers 1-1
9/28		Kansas City:	(7-39)	C.Matthews 2-8, M.Daniels 1.5-9.5, J.Elliott 1-10, N.Perry 1-6, J.Thomas 1-2, M.Neal .5-3.5
10/4	at	San Francisco:	(6-41)	N.Perry 2-12, J.Elliott 1-7, C.Matthews 1-8, M.Neal 1-8, J.Peppers 1-6
10/11		St. Louis:	(3-18)	C.Matthews 1.5-11.5, J.Peppers 1-3, N.Perry .5-3.5
10/18		San Diego:	(3-15)	D.Jones 1-4, J.Peppers 1-3, M.Daniels .5-4, M.Neal .5-4
11/1	at	Denver:	(0-0)	None
11/8	at	Carolina:	(0-0)	None
11/15		Detroit:		
11/22	at	Minnesota:		
11/26		Chicago:		
12/3	at	Detroit:		
12/13		Dallas:		
12/20	at	Oakland:		
12/27	at	Arizona:		
1/3		Minnesota:		

SEASON TOTALS: (23-126) J.Peppers 5.5-24, C.Matthews 4.5-27.5, N.Perry 3.5-21.5, M.Daniels 3-13.5, J.Elliott 2-17, M.Neal 2-15.5, D.Jones 1-4, J.Thomas 1-2, B.Raji .5-1

QUARTERBACK HITS (46)

9/13	at	Chicago:	(3)	M.Daniels 1, C.Matthews 1, B.Raji 1
9/20		Seattle:	(2)	M.Daniels 1, D.Jones 1
9/28		Kansas City:	(2)	M.Daniels 1, C.Matthews 1
10/4	at	San Francisco:	(4)	D.Jones 2, M.Daniels 1, C.Matthews 1
10/11		St. Louis:	(14)	D.Jones 4, C.Matthews 3, J.Peppers 3, M.Daniels 2, L.Guion 1, M.Neal 1
10/18		San Diego:	(13)	C.Matthews 4, M.Daniels 2, M.Neal 2, M.Pennel 2, D.Jones 1, J.Peppers 1, J.Thomas 1
11/1	at	Denver:	(4)	M.Burnett 1, M.Daniels 1, C.Matthews 1, J.Peppers 1
11/8	at	Carolina:	(4)	M.Burnett 1, M.Daniels 1, M.Pennel 1, J.Thomas 1
11/15		Detroit:		
11/22	at	Minnesota:		
11/26		Chicago:		
12/3	at	Detroit:		
12/13		Dallas:		
12/20	at	Oakland:		
12/27	at	Arizona:		
1/3		Minnesota:		

SEASON TOTALS: (46) C.Matthews 11, M.Daniels 10, D.Jones 8, J.Peppers 5, M.Neal 3, M.Pennel 3, M.Burnett 2, J.Thomas 2, L.Guion 1, B.Raji 1

PASSES DEFENSED (48)

9/13	at	Chicago:	(6)	D.Randall 2, C.Hayward 1, C.Matthews 1, N.Palmer 1, S.Shields 1
9/20		Seattle:	(5)	J.Elliott 1, M.Hyde 1, N.Palmer 1, D.Randall 1, S.Richardson 1
9/28		Kansas City:	(5)	C.Banjo 1, M.Hyde 1, D.Randall 1, Q.Rollins 1, S.Shields 1
10/4	at	San Francisco:	(3)	N.Palmer 1, D.Randall 1, S.Shields 1
10/11		St. Louis:	(10)	S.Shields 4, M.Hyde 2, Q.Rollins 2, H.Clinton-Dix 1, J.Thomas 1
10/18		San Diego:	(7)	D.Randall 2, S.Shields 2, H.Clinton-Dix 1, M.Hyde 1, D.Jones 1
11/1	at	Denver:	(6)	C.Hayward 2, D.Randall 2, D.Goodson 1, B.Raji 1
11/8	at	Carolina:	(6)	M.Burnett 2, D.Randall 2, C.Hayward 1, N.Perry 1
11/15		Detroit:		
11/22	at	Minnesota:		
11/26		Chicago:		
12/3	at	Detroit:		
12/13		Dallas:		
12/20	at	Oakland:		
12/27	at	Arizona:		
1/3		Minnesota:		

SEASON TOTALS: (48) D.Randall 11, S.Shields 9, M.Hyde 5, C.Hayward 4, N.Palmer 3, Q.Rollins 3, M.Burnett 2, H.Clinton-Dix 2, C.Banjo 1, J.Elliott 1, D.Goodson 1, D.Jones 1, C.Matthews 1, N.Perry 1, B.Raji 1, S.Richardson 1, J.Thomas 1

INDIVIDUAL STATISTICS, SPECIAL TEAMS

PUNTING

		T.Masthay							
		No	Yds	Avg	TB	In20	Lg	Bk	Net
9/13	at Chi	2	97	48.5	1	0	54	0	33.0
9/20	Sea	3	139	46.3	0	0	49	0	39.0
9/28	KC	5	215	43.0	0	2	49	0	39.4
10/4	at SF	6	235	39.2	0	1	51	0	37.2
10/11	StL	4	191	47.8	2	0	53	0	36.8
10/18	SD	4	162	40.5	0	2	50	0	42.3
11/1	at Den	5	231	46.2	0	1	49	0	43.8
11/8	at Car	8	357	44.6	0	2	56	0	40.3
11/15	Det								
11/22	at Min								
11/26	Chi								
12/3	at Det								
12/13	Dal								
12/20	at Oak								
12/27	at Ari								
1/3	Min								
SEASON		37	1627	44.0	3	8	56	0	39.5
CAREER		346	15303	44.2	26	122	71	3	38.4

KICKING

		M.Crosby			Kickoffs			
		FG	PAT	Pts	No. Ret	TB	TB Pct	OB
9/13	at Chi	1/1	4/4	7	3	3	50.0	0
9/20	Sea	4/4	1/1	13	4	3	42.9	0
9/28	KC	1/1	5/5	8	4	3	42.9	0
10/4	at SF	1/2	2/2	5	1	3	75.0	0
10/11	StL	1/1	3/3	6	1	4	80.0	0
10/18	SD	2/2	3/3	9	3	3	50.0	0
11/1	at Den	1/1	1/1	4	0	3	100.0	0
11/8	at Car	0/0	3/3	3	2	3	60.0	0
11/15	Det							
11/22	at Min							
11/26	Chi							
12/3	at Det							
12/13	Dal							
12/20	at Oak							
12/27	at Ari							
1/3	Min							
SEASON		11/12	22/22	55	18	25	58.1	0
CAREER		223/280	423/427	1092	523	210	28.2	14

ADDITIONAL KICKOFFS:
T.Masthay 1-56 at Den (Nov. 1)

ONSIDE KICK RECOVERIES

OWN KICKS (0/0)

OPPONENT KICKS (0/2)

Failed - D.Adams at Chi (Sept. 13)
Failed - M.Hyde vs. KC (Sept. 28)

KICKOFF RETURNS

		T.Montgomery					M.Hyde				
		No	Yds	Avg	Lg	TD	No	Yds	Avg	Lg	TD
9/13	at Chi	3	106	35.3	46	0	0	0	--	--	0
9/20	Sea	1	19	19.0	19	0	0	0	--	--	0
9/28	KC	2	64	32.0	36	0	0	0	--	--	0
10/4	at SF	0	0	--	--	0	0	0	--	--	0
10/11	StL	0	0	--	--	0	0	0	--	--	0
10/18	SD	1	29	29.0	29	0	0	0	--	--	0
11/1	at Den			(Inactive)			1	23	23.0	23	0
11/8	at Car			(Inactive)			3	71	23.7	30	0
11/15	Det										
11/22	at Min										
11/26	Chi										
12/3	at Det										
12/13	Dal										
12/20	at Oak										
12/27	at Ari										
1/3	Min										
SEASON		7	218	31.1	46	0	4	94	23.5	30	0
CAREER		7	218	31.1	46	0	30	721	24.0	70	0

ADDITIONAL KICKOFF RETURNS: J.Abbrederis 1-22 at Den (Nov. 1), 1-30 vs. SD (Oct. 18), A.Ripkowski 1-0 at Chi (Sept. 13), J.Tretter 1-0 vs. SD (Oct. 18)

PUNT RETURNS

		T.Montgomery						M.Hyde					
		No	Yds	Avg	FC	Lg	TD	No	Yds	Avg	FC	Lg	TD
9/13	at Chi	0	0	--	0	--	0	0	0	--	0	--	0
9/20	Sea	0	0	--	0	--	0	0	0	--	4	--	0
9/28	KC	0	0	--	0	--	0	4	30	7.5	1	13	0
10/4	at SF	0	0	--	0	--	0	3	14	4.7	0	9	0
10/11	StL	0	0	--	0	--	0	2	9	4.5	1	9	0
10/18	SD	0	0	--	0	--	0	2	18	9.0	0	16	0
11/1	at Den			(Inactive)				1	9	9.0	9	9	0
11/8	at Car			(Inactive)				4	18	4.5	1	15	0
11/15	Det												
11/22	at Min												
11/26	Chi												
12/3	at Det												
12/13	Dal												
12/20	at Oak												
12/27	at Ari												
1/3	Min												
SEASON		0	0	--	0	--	0	16	98	6.1	8	16	0
CAREER		0	0	--	0	--	0	54	615	11.4	24	93t	3

ADDITIONAL PUNT RETURNS:

SPECIAL TEAMS FUMBLE STATISTICS

FORCED FUMBLES (0)

FUMBLE RECOVERIES (0)

BLOCKED KICKS

PACKERS (1)

BLOCKED PUNTS

BLOCKED FIELD GOALS

(1) vs. St. Louis, Oct. 11 (D.Jones)

BLOCKED PATs

OPPONENTS (0)

DRIVE STATISTICS

PACKERS SCORING DRIVES (game-by-game)

Date	Opponent	Plays	Yards	Time	Result	Qtr	Scoring Play	Quarterback
9/13	at Chicago	10	77	4:42	TD	1	A.Rodgers 13 pass to J.Jones	A.Rodgers
9/13	at Chicago	10	61	5:17	FG	2	M.Crosby 37 field goal	A.Rodgers
9/13	at Chicago	6	59	3:04	TD	3	A.Rodgers 1 pass to J.Jones	A.Rodgers
9/13	at Chicago	16	78	9:31	TD	4	A.Rodgers 5 pass to R.Cobb	A.Rodgers
9/13	at Chicago	4	48	1:46	TD	4	E.Lacy 2 run	A.Rodgers
9/20	vs. Seattle	10	80	4:15	TD	1	A.Rodgers 29 pass to J.Jones	A.Rodgers
9/20	vs. Seattle	4	7	1:55	FG	1	M.Crosby 54 field goal	A.Rodgers
9/20	vs. Seattle	6	79	1:14	FG	2	M.Crosby 18 field goal	A.Rodgers
9/20	vs. Seattle	8	54	3:36	FG	3	M.Crosby 44 field goal	A.Rodgers
9/20	vs. Seattle	10	80	6:16	TD	4	A.Rodgers 5 pass to R.Rodgers	A.Rodgers
9/20	vs. Seattle	9	34	4:54	FG	4	M.Crosby 21 field goal	A.Rodgers
9/28	vs. Kansas City	6	69	2:36	TD	1	A.Rodgers 8 pass to T.Montgomery	A.Rodgers
9/28	vs. Kansas City	10	89	5:51	TD	1	A.Rodgers 3 pass to R.Cobb	A.Rodgers
9/28	vs. Kansas City	9	51	5:47	FG	2	M.Crosby 44 field goal	A.Rodgers
9/28	vs. Kansas City	9	68	3:02	TD	2	A.Rodgers 27 pass to J.Jones	A.Rodgers
9/28	vs. Kansas City	1	4	0:04	TD	3	A.Rodgers 4 pass to R.Cobb	A.Rodgers
9/28	vs. Kansas City	8	80	3:46	TD	4	A.Rodgers 4 pass to R.Cobb	A.Rodgers
10/4	at San Francisco	12	80	5:58	TD	1	A.Rodgers 9 pass to R.Rodgers	A.Rodgers
10/4	at San Francisco	9	61	4:33	TD	3	J.Kuhn 1 run	A.Rodgers
10/4	at San Francisco	8	35	4:38	FG	3	M.Crosby 31 field goal	A.Rodgers
10/11	vs. St. Louis	6	56	1:48	TD	1	A.Rodgers 31 pass to T.Montgomery	A.Rodgers
10/11	vs. St. Louis	4	75	2:19	TD	3	A.Rodgers 65 pass to J.Jones	A.Rodgers
10/11	vs. St. Louis	7	30	2:20	FG	4	M.Crosby 35 field goal	A.Rodgers
10/18	vs. San Diego	8	87	3:44	TD	1	A.Rodgers 5 pass to J.Starks	A.Rodgers
10/18	vs. San Diego	4	85	1:26	TD	1	J.Starks 65 run	A.Rodgers
10/18	vs. San Diego	10	83	3:58	FG	2	M.Crosby 23 field goal	A.Rodgers
10/18	vs. San Diego	7	69	2:48	TD	3	A.Rodgers 8 pass to J.Jones	A.Rodgers
10/18	vs. San Diego	9	70	3:37	FG	4	M.Crosby 28 field goal	A.Rodgers
11/1	at Denver	10	80	4:48	TD	2	E.Lacy 2 run	A.Rodgers
11/1	at Denver	11	41	5:53	FG	3	M.Crosby 56 field goal	A.Rodgers
11/8	at Carolina	11	65	5:51	TD	1	A.Rodgers 1 pass to R.Rodgers	A.Rodgers
11/8	at Carolina	3	80	1:00	TD	3	A.Rodgers 53 pass to R.Cobb	A.Rodgers
11/8	at Carolina	6	79	1:28	TD	4	A.Rodgers 29 pass to J.Starks	A.Rodgers
11/8	at Carolina	8	72	2:38	TD	4	A.Rodgers 3 pass to R.Rodgers	A.Rodgers

Scoring-Drive Length

Length (minus)	Packers		Opponent	
	TD	FG	TD	FG
0—9	0	0	0	0
10—19	1	1	0	1
20—29	0	0	0	0
30—39	0	0	0	1
40—49	0	3	0	0
50—59	1	1	0	2
60—69	2	2	2	3
70—79	5	1	2	3
80—89	1	2	3	2
90—99	9	1	11	1
	0	0	0	0
SEASON	23	11	18	13

Possessions at a glance

Reg. Season	No.	Avg. Snaps	*3-Plays & Out	Snaps/TD
Packers	90	5.3	24	19.9
Opponent	88	6.0	17	29.5

*—less if turnover, no first downs or score

Game-Opening Drives

Game		Packers			Opponent		
		Pts	FD	Yds	Pts	FD	Yds
9/13	at Chi	0	0	7	3	3	70
9/20	vs. Sea	7	5	80	0	0	-5
9/28	KC	0	0	5	0	0	7
10/4	at SF	7	6	80	0	1	20
10/11	vs. StL	7	2	56	0	0	2
10/18	SD	7	5	87	0	1	20
11/1	at Den	0	2	13	0	1	25
11/8	at Car	0	0	-7	3	3	68
11/15	Det						
11/22	at Min						
11/26	Chi						
12/3	at Det						
12/13	Dal						
12/20	at Oak						
12/27	at Ari						
1/3	Min						
SEASON		28	20	321	6	9	207

Second-Half Opening Drives

Game		Packers			Opponent		
		Pts	FD	Yds	Pts	FD	Yds
9/13	at Chi	7	4	59	3	4	56
9/20	vs. Sea	0	0	-6	7	5	80
9/28	KC	0	0	0	0	0	2
10/4	at SF	7	3	61	0	1	14
10/11	vs. StL	7	2	75	0	1	19
10/18	SD	0	0	-1	7	3	79
11/1	at Den	3	3	41	7	3	80
11/8	at Car	7	2	80	0	0	2
11/15	Det						
11/22	at Min						
11/26	Chi						
12/3	at Det						
12/13	Dal						
12/20	at Oak						
12/27	at Ari						
1/3	Min						
SEASON		31	14	309	24	17	332

DRIVE STATISTICS

YARDS-GAINED ANALYSIS

	1st Down			2nd Down			3rd Down			4th Down			Season			By Quarter				By Half		
	Att	Yds	Avg	Att	Yds	Avg	Att	Yds	Avg	Att	Yds	Avg	Att	Yds	Avg	1st	2nd	3rd	4th	1st	2nd	OT
Packers	214	1031	4.8	166	1154	6.9	91	479	5.3	8	63	7.9	479	2727	5.7	805	674	646	602	1479	1248	0
Opponents	238	1368	5.7	171	858	5.0	112	773	6.9	10	58	5.8	531	3057	5.8	560	892	704	901	1452	1605	0

DRIVE ENGINEERING

QB	Drives		Drives ended by				BLK	DOWN	TO	SAF	CLK	Points Yielded
	Started	TD	FG	MFG	PUNT							
A.Rodgers	90	23	11	1	37	0	2	6	1	9	203	
Packers	90	23	11	1	37	0	2	6	1	9	203	
Opponents	88	18	13	4	34	0	4	12	0	3	167	

RED-ZONE EFFICIENCY

	Packers	Opponent
Times Penetrated Opponent 20	26	29
Total Scores	24	23
Touchdowns	16	15
Field Goals-Attempts	8-9	8-8
Touchdown Percentage615	.517
Scoring Percentage923	.793
Turnovers	1	2
Downs	0	4
Missed Field Goals	1	0
Time Ran Out	0	0
Ended Not Trying To Score	0	0
Scores From Outside The 20	10	8
Touchdowns	7	3
Field Goals	3	5

AVERAGE FIELD POSITION

	Packers	Opponent
Drives Started	90	88
Average Field Position	GB28	OPP26
Drives Started in Plus Territory	10	6
Scores	6	1
Touchdowns	2	0
Field Goals	4	1
Missed Field Goals	0	2
Punts	2	2
Turnovers	1	1
Turnover on Downs	0	0
Ran Out Clock	0	0
Did Not Attempt to Score	1	0
Drives Started Inside Own 20	18	18

GOAL-TO-GO SITUATIONS

	Summary						GTG Plays				
	Total	TD	Pct	FG	MFG	TO	CLK	DOWN	Plays	TD	Pct
Packers	17	12	.706	4	0	1	0	0	44	12	.273
Opponents	17	11	.647	2	0	2	0	2	49	11	.224

2015 SUPERLATIVES

LONGEST RETURNS

Packers

Type	Yards	Opp. Date	Player
Kickoff	46	at Chi, Sept. 13	T.Montgomery
Interception	45t	vs. StL, Oct. 11	Q.Rollins
Interception	42	at Chi, Sept. 13	C.Matthews
Kickoff	41	at Chi, Sept. 13	T.Montgomery
Kickoff	36	vs. KC, Sept. 28	T.Montgomery

No. of returns 20-plus yards in length: 11
 No. of returns 40-plus yards in length: 4

Opponent

Type	Yards	Opp. Date	Player
Kickoff	54	vs. KC, Sept. 28	K.Davis
Interception	29	vs. StL, Oct. 11	T.Johnson
Kickoff	26	vs. Sea, Sept. 20	T.Lockett
Kickoff	25	vs. Car, Nov. 8	J.Webb
Kickoff	25	vs. StL, Oct. 11	B.Cunningham
Kickoff	25	vs. KC, Sept. 28	K.Davis
Kickoff	25	at Chi, Sept. 13	M.Mariani
Punt	22	vs. Sea, Sept. 20	T.Lockett

No. of returns 20-plus yards in length: 9
 No. of returns 40-plus yards in length: 1

LONGEST PLAYS FROM SCRIMMAGE

Packers

Yards	Opp.	Play
65t	vs. StL	A.Rodgers to J.Jones
53t	vs. Car	A.Rodgers to R.Cobb
52	vs. KC	A.Rodgers to J.Jones
46	vs. SD	A.Rodgers to J.Janis
40	vs. Car	A.Rodgers to D.Adams

Long run:

65t	vs. SD	J.Starks
35	vs. Sea	J.Starks
25	vs. SD	J.Starks
18	vs. StL	A.Rodgers
17	at Den	A.Rodgers
17	at SF	A.Rodgers

No. plays 20-plus yards: 34
 No. plays 40-plus yards: 5

Opponent

Yards	Opp.	Play
68	vs. StL	N.Foles to S.Bailey
61	vs. KC	A.Smith to J.MacIn
59	vs. Car	C.Newton to J.Cotchery
52	vs. Car	C.Newton to D.Funchess
50	vs. SD	P.Rivers to M.Floyd
50	at Chi	J.Cutler to M.Wilson

Long run:

55	vs. StL	T.Gurley
28	at Den	C.Anderson
25	vs. SD	M.Gordon
23	vs. Car	C.Newton
23	at Chi	M.Forte
22	at Chi	M.Forte

No. plays 20-plus yards: 35
 No. plays 40-plus yards: 11

MISCELLANEOUS

WEEKLY INACTIVES

9/13	at Chicago:	K.Backman, M.Burnett, L.Gunter, A.Harris, B.Hundley, A.Mulumba, L.Taylor
9/20	Seattle:	K.Backman, B.Bulaga, B.Gaston, L.Gunter, A.Harris, B.Hundley, Q.Rollins
9/28	Kansas City:	K.Backman, B.Bulaga, M.Burnett, D.Goodson, B.Hundley, S.Richardson, L.Taylor
10/4	at San Francisco:	D.Adams, B.Bulaga, M.Burnett, D.Goodson, B.Hundley, J.Ryan, L.Taylor
10/11	St. Louis:	D.Adams, M.Burnett, L.Gunter, B.Hundley, S.Richardson, J.Ryan, L.Taylor
10/18	San Diego:	D.Adams, M.Burnett, A.Harris, B.Hundley, N.Perry, B.Raji, L.Taylor
11/1	at Denver:	K.Backman, L.Gunter, B.Hundley, T.Montgomery, A.Mulumba, L.Taylor, J.Walker
11/8	at Carolina:	K.Backman, B.Hundley, T.Montgomery, A.Mulumba, Q.Rollins, S.Shields, L.Taylor
11/15	Detroit:	
11/22	at Minnesota:	
11/26	Chicago:	
12/3	at Detroit:	
12/13	Dallas:	
12/20	at Oakland:	
12/27	at Arizona:	
1/3	Minnesota:	

SEASON TOTALS: B.Hundley (8), L.Taylor (7), K.Backman (5), M.Burnett (5), L.Gunter (4), D.Adams (3), B.Bulaga (3), A.Harris (3), A.Mulumba (3), D.Goodson (2), T.Montgomery (2), S.Richardson (2), Q.Rollins (2), J.Ryan (2), B.Gaston (1), N.Perry (1), B.Raji (1), S.Shields (1), J.Walker (1).

TIME SPENT IN THE LEAD

Opponent	Packers	
	In Lead	Trailing
9/13 at Chi	34:50	16:44
9/20 Sea	40:16	12:20
9/28 KC	54:44	0:00
10/4 at SF	54:02	0:00
10/11 StL	57:09	0:00
10/18 SD	45:00	0:00
11/1 at Den	0:00	49:39
11/8 at Car	3:46	51:26
11/15 Det		
11/22 at Min		
11/26 Chi		
12/3 at Det		
12/13 Dal		
12/20 at Oak		
12/27 at Ari		
1/3 Min		
SEASON	4:49:47	2:10:09
SEASON AVG	36:13	16:16

TWO-POINT CONVERSIONS

Packers (2-2): A.Rodgers-D.Adams pass at Car (Nov. 8), A.Rodgers-R.Rodgers pass vs. Sea (Sept. 20)

Opponent (1-2): A.Smith-T.Kelce pass vs. KC (Sept. 28)

NON-OFFENSIVE SCORES

Packers (1): Q.Rollins 45-yard interception return vs. StL, Oct. 11
Opponent (1): R.Rodgers tackled in end zone by M.Jackson for a safety at Den, Nov. 1

PENALTIES AND REPLAY CHALLENGES

PENALTY STATISTICS

	Packers	Opponent
Times Penalized after Offensive Gain	14	7
Gains Wiped Out, Offensive Penalties	110	44
Touchdowns Cost	2	2
Field Goals Cost	1	0
First Downs Lost	3	3
Intentional-Grounding Penalties	0	0
Defensive Pass Interference, Times Flagged	2	4
Yards Given Up	66	114
Defensive 3rd/4th Down Flags (kept drive alive)	4	10
Kick/Punt Return Penalties	5	5
Return Yards Wiped Out	41	49

Touchdowns nullified — GREEN BAY (2): A.Rodgers 8-yard pass to J.Jones at Chi (Sept. 13); A.Rodgers 17-yard pass to R.Cobb vs. KC (Sept. 28)

OPPONENTS (2): P.Manning 5-yard pass to A.Caldwell at Den (Nov. 1), J.Cutler 4-yard pass to A.Jeffery at Chi (Sept. 13)

2015 REPLAY CHALLENGES

PACKERS (3/4)

Date, Opp.	Initial Ruling	Ruling
9/20 vs. Sea	Seattle 11 men on field	Penalty on Sea, Defensive 12 On Field, Reversed
10/11 vs. StL	N.Foles 5 pass to S.Bailey, first down	Upheld
10/11 vs. StL	A.Rodgers 64 pass to J.Jones, down at StL 1	Reversed, Touchdown
11/8 at Car	C.Newton scrambles 7 yards for first down	Reversed, 4th Down

OPPONENTS (1/3)

Date, Opp.	Initial Ruling	Ruling
9/13 at Chi	A.Rodgers 25 pass to D.Adams, first down	Upheld
10/11 vs. StL	T.Masthay punts to StL 1, downed by J.Janis	Reversed, Touchback
11/8 at Car	A.Rodgers pass incomplete to J.Starks	Upheld

REPLAY ASSISTANT (3/7)

Last two minutes of the half, overtime, turnovers and scoring plays

Date, Opp.	Initial Ruling	Ruling
9/13 at Chi	J.Cutler fumble recovered by J.Peppers	Reversed, knee was down
9/20 vs. Sea	A.Rodgers 9 pass to R.Cobb, to goal line	Upheld
9/20 vs. Sea	A.Rodgers 1 pass to J.Jones, touchdown	Reversed, incomplete pass
10/4 at SF	A.Rodgers 6 pass to R.Cobb, short of first-down marker	Upheld, 4th Down
10/18 vs. SD	A.Rodgers 5 pass to J.Starks, touchdown	Upheld
10/18 vs. SD	P.Rivers 9 pass to K.Allen, to goal line	Upheld
11/8 at Car	A.Rodgers 29 pass to J.Starks, touchdown	Upheld

2015 PENALTIES ACCEPTED (58)

OFFENSE (29)

Delay of Game (5) — A.Rodgers vs. Sea (Sept. 20), A.Rodgers vs. KC (Sept. 28), A.Rodgers at SF (Oct. 4), A.Rodgers vs. StL (Oct. 11), A.Rodgers at Car (Nov. 8)

False Start (6) — D.Bakhtiari at Chi (Sept. 13), D.Bakhtiari vs. Sea (Sept. 20), T.Lang at SF (Oct. 4), B.Bulaga vs. StL (Oct. 11), R.Cobb vs. SD (Oct. 18), R.Rodgers at Den (Nov. 1)

Holding (10) — D.Bakhtiari at Chi (Sept. 13), B.Bulaga at Chi (Sept. 13), D.Bakhtiari vs. KC (Sept. 28), R.Rodgers at SF (Oct. 4), D.Bakhtiari at SF (Oct. 4), J.Sitton at SF (Oct. 4), J.Sitton at SF (Oct. 4), B.Bulaga at Den (Nov. 1), C.Linsley at Car (Nov. 8), D.Bakhtiari at Car (Nov. 8)

Illegal Block Above the Waist (1) — R.Rodgers vs. StL (Oct. 11)

Illegal Formation (1) — R.Cobb at Chi (Sept. 13)

Illegal Shift (1) — J.Janis vs. KC (Sept. 28)

Illegal Use of Hands (3) — J.Sitton vs. Sea (Sept. 20), T.Montgomery vs. KC (Sept. 28), R.Rodgers vs. StL (Oct. 11)

Offensive 12 On Field (1) — vs. StL (Oct. 11)

Offensive Pass Interference (1) — T.Montgomery vs. KC (Sept. 28)

DEFENSE (21)

Defensive 12 On Field (1) — vs. StL (Oct. 11)

Encroachment (3) — B.Raji vs. KC (Sept. 28), M. Daniels vs. SD (Oct. 18), L.Guion at Car (Nov. 8)

Holding (2) — B.Raji at Chi (Sept. 13), D.Randall vs. KC (Sept. 28)

Illegal Block Above The Waist (1) — N.Perry at Chi (Sept. 13)

Illegal Contact (1) — J.Elliott vs. KC (Sept. 28)

Neutral-Zone Infraction (2) — N.Perry at Chi (Sept. 13), M.Daniels at Chi (Sept. 13)

Offside (5) — S.Shields at Chi (Sept. 13), M.Neal vs. Sea (Sept. 20), M.Pennel vs. Sea (Sept. 20), J.Peppers vs. KC (Sept. 28), J.Elliott vs. SD (Oct. 18)

Pass Interference (2) — H.Clinton-Dix vs. StL (Oct. 11), D.Randall at Car (Nov. 8)

Unnecessary Roughness (3) — S.Richardson at Chi (Sept. 13), H.Clinton-Dix vs. KC (Sept. 28), H.Clinton-Dix vs. SD (Oct. 18)

Unsportsmanlike Conduct (1) — C.Hayward vs. KC (Sept. 28)

SPECIAL TEAMS (8)

Face Mask (2) — Q.Rollins vs. KC (Sept. 28), L.Gunter at Car (Nov. 8)

Holding (2) — S.Richardson at SF (Oct. 4), J.Thomas vs. SD (Oct. 18)

Illegal Block Above The Waist (2) — C.Banjo vs. SD (Oct. 18), L.Gunter at Car (Nov. 8)

Illegal Formation (1) — at SF (Oct. 4)

Illegal Use of Hands (1) — J.Janis vs. Sea (Sept. 20)

TURNOVER STATISTICS AND NOTES

TAKEAWAY ANALYSIS

	Packers Take			Packers Give			Diff	Cum	NFC Rank	NFL Rank
	Aways			Aways						
	Int	Fum	Tot	Int	Fum	Tot				
Chi	1	0	1	0	0	0	1	1	4t	8t
SEA	1	1	2	0	1	1	1	2	1t	4t
KC	1	0	1	0	0	0	1	3	3t	6t
SF	1	0	1	0	0	0	1	4	4t	6t
STL	4	0	4	2	1	3	1	5	3t	5t
SD	0	1	1	0	0	0	1	6	1t	1t
BYE	-	-	-	-	-	-	-	6	2	2t
Den	1	0	1	0	0	0	1	7	2	2t
Car	1	0	1	1	1	2	-1	6	2t	4t
DET										
Min										
CHI										
Det										
DAL										
Oak										
Ari										
MIN										
Total	10	2	12	3	3	6	6	6		

HOME GAMES UPPERCASED IN BOLD

Takeaway Breakdown

	Packers	Opponent
Total	12	6
Interceptions	10	3
Fumble Rec.	2	3
Muffed Punt Rec.	0	0
Points off Turnovers	24	3
Touchdowns	3	0
Field Goals	1	1
Didn't attempt score	2	0

TOUCHDOWN RETURNS

Packers (1): Q.Rollins 45-yard interception return vs. STL, Oct. 11

Opponent (0):

2015 RECORD WHEN...

When...	Record
+4 turnover margin	0-0
+3 turnover margin	0-0
+2 turnover margin	0-0
+1 turnover margin	6-1
even turnover margin	0-0
-1 turnover margin	0-1
-2 turnover margin	0-0
-3 turnover margin	0-0
-4 turnover margin	0-0
recording 0 takeaways	0-0
recording 1 takeaway	4-2
recording 2 takeaways	1-0
recording 3 takeaways	0-0
recording 4 takeaways	1-0
recording 5 takeaways	0-0
recording 0 giveaways	4-1
recording 1 giveaway	1-0
recording 2 giveaways	0-1
recording 3 giveaways	1-0
recording 4 giveaways	0-0
recording 5 giveaways	0-0
recording 0 interceptions	1-0
recording 1 interception	4-2
recording 2 interceptions	0-0
recording 3 interceptions	0-0
recording 4 interceptions	1-0
surrendering 0 interceptions	5-1
surrendering 1 interception	0-1
surrendering 2 interceptions	1-0
surrendering 3 interceptions	0-0
recovering 0 fumbles	3-2
recovering 1 fumble	2-0
recovering 2 fumbles	0-0
recovering 3 fumbles	0-0
losing 0 fumbles	4-1
losing 1 fumble	2-1
losing 2 fumbles	0-0
losing 3 fumbles	0-0

TAKEAWAY SUMMARY (12)

9/13	at	Chicago:	C.Matthews (interception)
9/20		Seattle:	J.Elliott (interception), M.Hyde (fumble)
9/28		Kansas City:	S.Shields (interception)
10/4	at	San Francisco:	S.Shields (interception)
10/11		St. Louis:	Q.Rollins (two interceptions), H.Clinton-Dix (interception), M.Hyde (interception)
10/18		San Diego:	C.Matthews (fumble)
11/1	at	Denver:	D.Randall (interception)
11/8	at	Carolina:	D.Randall (interception)
11/15		Detroit:	
11/22	at	Minnesota:	
11/26		Chicago:	
12/3	at	Detroit:	
12/13		Dallas:	
12/20	at	Oakland:	
12/27	at	Arizona:	
1/3		Minnesota:	

SEASON TOTALS: M.Hyde 2 (interception, fumble), C.Matthews 2 (interception, fumble), D.Randall 2 (two interceptions), Q.Rollins 2 (two interceptions), S.Shields 2 (two interceptions), H.Clinton-Dix 1 (interception), J.Elliott 1 (interception)

Note: Only fumbles lost are credited. Fumbles in which the team maintained possession are not included.

GIVEAWAY SUMMARY (6)

9/13	at	Chicago:	None
9/20		Seattle:	J.Starks (fumble)
9/28		Kansas City:	None
10/4	at	San Francisco:	None
10/11		St. Louis:	A.Rodgers (two interceptions, fumble)
10/18		San Diego:	None
11/1	at	Denver:	None
11/8	at	Carolina:	E.Lacy (fumble), A.Rodgers (interception)
11/15		Detroit:	
11/22	at	Minnesota:	
11/26		Chicago:	
12/3	at	Detroit:	
12/13		Dallas:	
12/20	at	Oakland:	
12/27	at	Arizona:	
1/3		Minnesota:	

SEASON TOTALS: A.Rodgers 4 (three interceptions, fumble), E.Lacy 1 (fumble), J.Starks 1 (fumble)

Note: Only fumbles lost are credited. Fumbles in which the team maintained possession are not included.

TAKEAWAY POINTS

Packers (24)

Date	Opp.	Turnover	Result	Points
9/13	at Chi	Interception	TD	7
9/20	vs. Sea	Interception	FG	3
9/28	vs. KC	Interception	TD	7
10/11	vs. STL	Interception	TD	7

Opponent (3)

Date	Opp.	Turnover	Result	Points
10/11	vs. STL	Interception	FG	3

REGULAR-SEASON PLAYER PARTICIPATION

NFL WEEK Player	1	2	3	4	5	6	8	9	10	11	12	13	14	15	16	17	— Season Totals —			
	at CHI	SEA	KC	at SF	STL	SD	at DEN	at CAR	DET	at MIN	CHI	at DET	DAL	at OAK	at ARI	MIN	GP	GS	DNP	INA
Abbrederis, Jared	PS	PS	PS	DNP	SUB	SUB	SUB	SUB									4	0	1	0
Adams, Davante	WR	WR	WR	INA	INA	INA	WR	WR									5	5	0	3
Annen, Blake	-	-	-	PS	PS	-	-	-									0	0	0	0
Backman, Kennard	INA	INA	INA	SUB	SUB	DNP	INA	INA									2	0	1	5
Bakhtiari, David	LT	LT	LT	LT	LT	LT	LT	LT									8	8	0	0
Banjo, Chris	SUB	SUB	3S	SUB	SUB	SUB	SUB	SUB									8	1	0	0
Barclay, Don	SUB	RT	RT	RT	SUB	SUB	SUB	SUB									8	3	0	0
Barrington, Sam	BLB	IR	IR	IR	IR	IR	IR	IR									1	1	0	0
Boyd, Josh	SUB	SUB	IR	IR	IR	IR	IR	IR									2	0	0	0
Bradford, Carl	PS	PS	PS	PS	PS	PS	PS	PS									0	0	0	0
Bulaga, Bryan	RT	INA	INA	INA	RT	RT	RT	RT									5	5	0	3
Burnett, Morgan	INA	SS	INA	INA	INA	INA	SS	SS									3	3	0	5
Clinton-Dix, Ha Ha	FS	FS	FS	FS	FS	FS	FS	FS									8	8	0	0
Cobb, Randall	WR	WR	WR	WR	WR	WR	WR	WR									8	8	0	0
Crockett, John	PS	PS	PS	PS	PS	PS	PS	PS									0	0	0	0
Crosby, Mason	SUB	SUB	SUB	SUB	SUB	SUB	SUB	SUB									8	0	0	0
Daniel, Robertson	PS	PS	PS	PS	PS	PS	PS	PS									0	0	0	0
Daniels, Mike	DT	DT	DT	DT	DT	DT	DT	DT									8	8	0	0
Elliott, Jayrone	SUB	SUB	SUB	SUB	SUB	SUB	SUB	SUB									8	0	0	0
Gaston, Bruce	SUB	INA	SUB	-	PS	-	-	-									2	0	0	1
Goode, Brett	SUB	SUB	SUB	SUB	SUB	SUB	SUB	SUB									8	0	0	0
Goodson, Demetri	SUB	SUB	INA	INA	SUB	SUB	SUB	SUB									6	0	0	2
Gunter, LaDarius	INA	INA	SUB	SUB	INA	SUB	INA	SUB									4	0	0	4
Guion, Letroy	SUS	SUS	SUS	SUB	SUB	NOSE	SUB	DE									5	2	0	0
Hamilton, Justin	-	-	-	-	-	-	-	PS									0	0	0	0
Harris, Alonzo	INA	INA	SUB	SUB	SUB	INA	SUB	SUB									5	0	0	3
Hayward, Casey	SUB	LCB	SUB	LCB	3CB	3CB	LCB	LCB									8	6	0	0
Henry, Mitchell	-	-	-	-	-	PS	PS	PS									0	0	0	0
Hundley, Brett	INA	INA	INA	INA	INA	INA	INA	INA									0	0	0	8
Hyde, Micah	SS	3CB	SS	SS	SS	SS	3CB	SUB									8	7	0	0
Janis, Jeff	SUB	SUB	SUB	SUB	SUB	SUB	SUB	SUB									8	0	0	0
Jones, Datone	SUS	SUB	SUB	SUB	SUB	SUB	SUB	SUB									7	0	0	0
Jones, James	3WR	3WR	3WR	WR	WR	WR	WR	WR									8	7	0	0
Kuhn, John	SUB	SUB	SUB	SUB	SUB	SUB	SUB	FB									8	1	0	0
Lacy, Eddie	RB	RB	RB	RB	RB	SUB	RB	RB									8	7	0	0
Lang, T.J.	RG	RG	RG	RG	RG	RG	RG	RG									8	8	0	0
Linsley, Corey	C	C	C	C	C	C	C	C									8	8	0	0
Masthay, Tim	SUB	SUB	SUB	SUB	SUB	SUB	SUB	SUB									8	0	0	0
Matthews, Clay	MLB	MLB	MLB	MLB	MLB	MLB	MLB	MLB									8	8	0	0
Montgomery, Ty	SUB	SUB	SUB	3WR	3WR	3WR	INA	INA									6	3	0	2
Mulumba, Andy	INA	SUB	SUB	SUB	SUB	SUB	INA	INA									5	0	0	3
Neal, Mike	LOLB	ROLB	SUB	LOLB	ROLB	ROLB	ROLB	LOLB									8	7	0	0
Nelson, Jordy	IR	IR	IR	IR	IR	IR	IR	IR									0	0	0	0
Palmer, Nate	SUB	BLB	BLB	BLB	BLB	BLB	BLB	BLB									8	7	0	0
Pennel, Mike	DE	SUB	DE	DE	SUB	SUB	SUB	SUB									8	3	0	0
Peppers, Julius	ROLB	LOLB	ROLB	ROLB	LOLB	LOLB	LOLB	ROLB									8	8	0	0
Perillo, Justin	PS	PS	PS	PS	PS	SUB	SUB	SUB									3	0	0	0
Perry, Nick	SUB	SUB	LOLB	SUB	SUB	INA	SUB	SUB									7	1	0	1
Quarless, Andrew	SUB	SUB	SUB	IR/DFR	IR/DFR	IR/DFR	IR/DFR	IR/DFR									3	0	0	0
Raji, B.J.	NOSE	NOSE	NOSE	NOSE	NOSE	INA	NOSE	NOSE									7	7	0	1
Randall, Damarious	SUB	SUB	SUB	SUB	SUB	LCB	SUB	RCB									8	3	0	0
Richardson, Sean	3S	SUB	INA	SUB	INA	IR	IR	IR									3	1	0	2
Ringo, Christian	PS	PS	PS	PS	PS	PS	PS	PS									0	0	0	0
Ripkowski, Aaron	SUB	SUB	SUB	SUB	SUB	SUB	SUB	SUB									8	0	0	0
Rodgers, Aaron	QB	QB	QB	QB	QB	QB	QB	QB									8	8	0	0
Rodgers, Richard	TE	TE	TE	TE	TE	TE	TE	TE									8	8	0	0
Rollins, Quinten	SUB	INA	SUB	SUB	SUB	SUB	SUB	INA									6	0	0	2
Rotheram, Matt	PS	PS	PS	PS	PS	PS	PS	PS									0	0	0	0
Ryan, Jake	SUB	SUB	SUB	INA	INA	SUB	SUB	SUB									6	0	0	2
Sebetic, Kyle	-	-	-	-	-	PS	PS	PS									0	0	0	0
Shields, Sam	LCB	RCB	LCB	RCB	RCB	RCB	RCB	INA									7	7	0	1
Sitton, Josh	LG	LG	LG	LG	LG	LG	LG	LG									8	8	0	0
Starks, James	SUB	SUB	SUB	SUB	SUB	RB	SUB	SUB									8	1	0	0
Taylor, Lane	INA	DNP	INA	INA	INA	INA	INA	INA									0	0	1	7
Thomas, Joe	-	-	SUB	SUB	SUB	SUB	SUB	SUB									6	0	0	0
Tolzien, Scott	DNP	DNP	DNP	DNP	DNP	DNP	SUB	DNP									1	0	7	0
Tretter, JC	SUB	SUB	SUB	SUB	SUB	SUB	SUB	SUB									8	0	0	0
Vaughters, James	PS	PS	PS	-	-	-	-	-									0	0	0	0
Vujnovich, Jeremy	PS	PS	PS	PS	PS	PS	PS	PS									0	0	0	0
Walker, Josh	SUB	SUB	SUB	SUB	SUB	SUB	INA	SUB									7	0	0	1
Williams, Ed	PS	PS	PS	PS	PS	PS	PS	PS									0	0	0	0

STARTERS IN BOLD AT POSITION; DNP — Did not play; INA — Inactive; IR — Injured reserve; IR/DFR — Injured reserve/Designated for return; PS — Practice squad; SUB — Substitute; 3WR — Started as third wide receiver; 3S — Started as third safety; 3CB — Started as third cornerback; SUS — Reserve/Suspended.

SEASON-HIGHS/W-L BREAKDOWN

INDIVIDUAL

Longest Scoring Run — 65, J.Starks, Oct. 18 vs. San Diego
 Longest Non-Scoring Run — 35, J.Starks, Sept. 20 vs. Seattle

 Longest Scoring Pass — 65, A.Rodgers to J.Jones, Oct. 11 vs. St. Louis
 Longest Non-Scoring Pass — 52, A.Rodgers to J.Jones, Sept. 28 vs. Kansas City

 Longest Kickoff Return — 46, T.Montgomery, Sept. 13 at Chicago
 Longest Punt Return — 16, M.Hyde, Oct. 18 vs. San Diego
 Longest Interception Return — 45, Q.Rollins, Oct. 11 vs. St. Louis
 Longest Fumble Return — 0, twice, most recently C.Matthews, Oct. 18 vs. San Diego

 Longest Punt — 56, T.Masthay, Nov. 8 at Carolina

 Longest Field Goal — 56, M.Crosby, Nov. 1 at Denver
 Most Field Goals Attempted — 4, M.Crosby, Sept. 20 vs. Seattle
 Most Field Goals Made — 4, M.Crosby, Sept. 20 vs. Seattle

 Most Touchdowns — 3, R.Cobb, Sept. 28 vs. Kansas City
 Most Rushing Attempts — 20, J.Starks, Sept. 20 vs. Seattle
 Most Rushing Yards — 112, J.Starks, Oct. 18 vs. San Diego

 Most Passing Attempts — 48, A.Rodgers, Nov. 8 at Carolina
 Most Completions — 25, twice, most recently A.Rodgers, Nov. 8 at Carolina
 Most Passing Yards — 369, A.Rodgers, Nov. 8 at Carolina
 Most Touchdown Passes — 5, A.Rodgers, Sept. 28 vs. Kansas City

 Most Receptions — 8, R.Cobb, Sept. 20 vs. Seattle
 Most Receiving Yards — 139, J.Jones, Sept. 28 vs. Kansas City

 Most Total Yards from Scrimmage — 139, J.Jones, Sept. 28 vs. Kansas City

 Most Defensive Interceptions — 2, Q.Rollins, Oct. 11 vs. St. Louis
 Most Tackles — 13, N.Palmer, Oct. 18 vs. San Diego
 Most Solo Tackles — 9, three times, most recently H.Clinton-Dix/N.Palmer, Oct. 18 vs. San Diego
 Most Sacks — 2, twice, most recently N.Perry, Oct. 4 at San Francisco
 Most Passes Defensed — 4, S.Shields, Oct. 11 vs. St. Louis

TEAM

Offensive Most...
 First Downs — 26, Sept. 28 vs. Kansas City
 Rushing Attempts — 33, Oct. 4 at San Francisco
 Rushing Yards — 162, Oct. 4 at San Francisco
 Pass Attempts — 48, Nov. 8 at Carolina
 Completions — 25, twice, most recently Nov. 8 at Carolina
 TDs Thrown — 5, Sept. 28 vs. Kansas City
 Ints. Thrown — 2, Oct. 11 vs. St. Louis
 Net Passing Yards — 331, Nov. 8 at Carolina
 Offensive Plays — 72, Nov. 8 at Carolina
 Total Offense — 448, Sept. 28 vs. Kansas City
 Time of Possession — 36:34, Oct. 4 at San Francisco
 Turnovers — 3, Oct. 11 vs. St. Louis
 Fumbles — 3, Nov. 1 at Denver
 Fumbles Lost — 1, three times, most recently Nov. 8 at Carolina

Longest Scoring Drives
 Plays — 16, Sept. 13 at Chicago
 Yards — 87, Oct. 18 vs. San Diego
 Time — 9:31, Sept. 13 at Chicago
Shortest Scoring Drives
 Plays — 1, Sept. 28 vs. Kansas City
 Yards — 4, Sept. 28 vs. Kansas City
 Time — 0:04, Sept. 28 vs. Kansas City

Defensive Fewest...
 First Downs Allowed — 8, Oct. 4 at San Francisco
 Rushing Att. Allowed — 18, Sept. 28 vs. Kansas City
 Rushing Yards Allowed — 60, Oct. 18 vs. San Diego
 Pass Att. Allowed — 25, Oct. 4 at San Francisco
 Pass Comp. Allowed — 11, Oct. 11 vs. St. Louis
 Net Passing Yards Allowed — 119, Oct. 4 at San Francisco
 Total Plays Allowed — 50, Oct. 4 at San Francisco
 Total Yards Allowed — 196, Oct. 4 at San Francisco

Defensive Most...
 Takeaways — 4, Oct. 11 vs. St. Louis
 Interceptions — 4, Oct. 11 vs. St. Louis
 Fumbles Forced — 2, twice, most recently Oct. 18 vs. San Diego
 Fumbles Recovered — 1, twice, most recently Oct. 18 vs. San Diego
 Passes Defensed — 10, Oct. 11 vs. St. Louis
 Sacks — 7, Sept. 28 vs. Kansas City

	2015 regular season...			2014 regular season...			2013 regular season...			1992-present...		
	Home	Road	Overall	Home	Road	Overall	Home	Road	Overall	Home	Road	Overall
Overall	4-0	2-2	6-2	8-0	4-4	12-4	4-3-1	4-4	8-7-1	145-42-1	95-93	239-135-1
On Grass	4-0	2-2	6-2	8-0	3-0	11-0	4-3-1	1-1	5-4-1	145-42-1	54-36	198-78-1
On Artificial Surfaces	0-0	0-0	0-0	0-0	1-4	1-4	0-0	3-3	3-3	0-0	41-59	41-59
In Open-Air Stadiums	4-0	2-2	6-2	8-0	4-2	12-2	4-3-1	2-3	6-6-1	145-42-1	61-59	205-101-1
In Indoor Stadiums	0-0	0-0	0-0	0-0	0-2	0-2	0-0	2-1	2-1	0-0	34-34	34-34
vs. Division Opponents	0-0	1-0	1-0	3-0	2-1	5-1	1-1-1	2-1	3-2-1	66-14-1	45-36	111-50-1
vs. NFC	2-0	2-1	4-1	6-0	3-3	9-3	3-2-1	3-3	6-5-1	111-28-1	73-68	183-96-1
vs. AFC	2-0	0-1	2-1	2-0	1-1	3-1	1-1	1-1	2-2	34-14	22-25	56-39
When scoring first	4-0	1-0	5-0	7-0	3-2	10-2	4-2-1	1-0	5-2-1	103-17-1	57-35	159-52-1
When Opponent scored first	0-0	1-2	1-2	1-0	1-2	2-2	0-1	3-4	3-5	41-25	38-58	79-83
In overtime	0-0	0-0	0-0	0-0	0-0	0-0	0-0-1	0-0	0-0-1	5-3-1	1-5	6-8-1
When leading after first quarter	4-0	2-1	6-1	6-0	3-1	9-1	4-1-1	1-0	5-1-1	88-12-1	52-23	139-35-1
When leading at halftime	4-0	1-0	5-0	7-0	4-0	11-0	3-1	3-1	6-2	114-9	75-26	188-35
When leading after third quarter	3-0	2-0	5-0	8-0	4-0	12-0	3-0	2-1	5-1	120-5	86-22	205-27
When trailing after first quarter	0-0	0-1	0-1	1-0	0-1	1-1	0-1	2-2	2-3	26-22	17-43	43-65
When trailing at halftime	0-0	1-2	1-2	1-0	0-1	1-1	1-2-1	1-2	2-4-1	22-28-1	17-57	39-85-1
When trailing after third quarter	1-0	0-2	1-2	0-0	0-4	0-4	1-3-1	2-2	3-5-1	16-34-1	6-70	22-104-1
When tied at halftime	0-0	0-0	0-0	0-0	0-2	0-2	0-0	0-1	0-1	9-5	3-9	12-14
On Thursday	0-0	0-0	0-0	1-0	0-1	1-1	0-0	0-1	0-1	4-0	4-7	8-7
On Friday	0-0	0-0	0-0	0-0	0-0	0-0	0-0	0-0	0-0	0-0	1-0	1-0
On Saturday	0-0	0-0	0-0	0-0	0-0	0-0	0-0	0-0	0-0	1-0	2-0	3-0
On Sunday/Early Games	1-0	1-1	2-1	1-0	4-2	5-2	3-1-1	1-1	4-2-1	90-24-1	45-46	135-70-1
On Sunday/Late Afternoon Games	1-0	1-0	2-0	4-0	0-0	4-0	1-1	2-2	3-3	26-11	21-20	46-30
On Sunday/Night Games	1-0	0-1	1-1	1-0	0-1	1-1	0-0	1-0	1-0	13-2	10-5	23-7
On Monday	1-0	0-0	1-0	1-0	0-0	1-0	0-1	0-0	0-1	12-6	11-15	23-21
When Packers had 100-yard rusher	1-0	0-0	1-0	2-0	1-0	3-0	1-1-1	2-1	3-2-1	37-9-1	28-9	65-18-1
When Packers had 100-yard receiver	2-0	0-0	2-0	6-0	3-1	9-1	3-1	3-2	6-3	69-15	41-32	110-47
When Packers had 300-yard passer	1-0	0-1	1-1	5-0	2-1	7-1	1-0	2-2	3-2	36-12	31-20	67-32
When Opponent had 100-yard rusher	1-0	1-1	2-1	0-0	1-2	1-2	1-3-1	2-1	3-3-1	124-20-1	20-28	44-48-1
When Opponent had 100-yard receiver	2-0	0-1	2-1	4-0	1-0	5-0	1-3	1-3	2-6	46-16	26-33	72-49
When Opponent had 300-yard passer	1-0	0-1	1-1	2-0	0-1	2-1	1-0	2-2	3-2	23-7	15-19	38-26

TRANSACTIONS BY DATE

1/20	Signed S Jean Fanor, CB Tay Glover-Wright, LB Adrian Hubbard, C Joe Madsen, RB Rajion Neal, LB Joe Thomas, T Jeremy Vujnovich, G Josh Walker and WR Myles White	5/21	Signed CB Travis Manning and WR Ty Montgomery	9/7	Signed WR James Jones; Released WR Myles White; Signed WR Jared Abbrederis, LB Carl Bradford, RB John Crockett, CB Robertson Daniel, TE Justin Perillo, DT Christian Ringo, G Matt Rotheram, LB James Vaughters and T Jeremy Vujnovich to the practice squad	10/26	DT Justin Hamilton signed to the practice squad
1/26	Signed P Cody Mandell	6/9	Signed T Vince Kowalski			11/10	Released DT Justin Hamilton; Signed DT Eric Crume
2/17	Released TE Brandon Bostick and WR Kevin Dorsey	6/15	Released G Marcus Reed	9/8	Signed WR Ed Williams to the practice squad		
2/20	Released LB Brad Jones	6/16	Signed CB Damarious Randall	9/15	Placed LB Sam Barrington on injured reserve; Activated DE Datone Jones from exempt status		
2/25	Released LB A.J. Hawk	6/18	Signed TE Harold Spears; Released CB Travis Manning				
3/5	Signed LB Josh Francis	7/24	Released CB Bernard Blake				
3/9	Re-signed WR Randall Cobb and QB Scott Tolzien	8/3	Signed WR Ed Williams				
3/11	Re-signed T Bryan Bulaga	8/10	Released P Cody Mandell				
3/25	Signed DB Kyle Sebetic	8/11	Released WR Ricky Collins				
3/31	Re-signed DT Letroy Guion and DT B.J. Raji	8/13	Signed CB Ryan White				
4/8	Released T Aaron Adams	8/17	Released WR Adrian Coxson				
4/13	Re-signed FB John Kuhn and signed restricted free agent S Sean Richardson	8/27	Signed WR James Butler				
4/15	Signed QB Matt Blanchard	8/31	Released LB Tavarus Dantzler, T Fabbians Ebbele, LB Josh Francis, DT Lavon Hooks and T Vince Kowalski	9/21	Signed LB Joe Thomas from Dallas' practice squad; Placed DT Josh Boyd on injured reserve		
5/4	Released C Joe Madsen	9/1	Placed WR Jordy Nelson on injured reserve, released/injured WR Javess Blue and WR Jimmie Hunt, released QB Matt Blanchard, WR James Butler, LB Adrian Hubbard, DB Kyle Sebetic and TE Harold Spears	9/30	Signed TE Blake Annen to practice squad; Placed LB James Vaughters on practice squad injured list; Placed TE Andrew Quarless on injured reserve/designated for return		
5/8	Signed TE Kennard Backman, CB Bernard Blake, WR Javess Blue, WR Ricky Collins, WR Adrian Coxson, RB John Crockett, LB Tavarus Dantzler, T Fabbians Ebbele, CB LaDarius Gunter, RB Alonzo Harris, TE Mitchell Henry, DT Lavon Hooks, QB Brett Hundley, WR Jimmie Hunt, WR Larry Pinkard, LB Jermauria Rasco, G Marcus Reed, DT Christian Ringo, FB Aaron Ripkowski, G Matt Rotheram, LB Jake Ryan and LB James Vaughters	9/5	Released WR Jared Abbrederis, LB Carl Bradford, RB John Crockett, S Jean Fanor, C Garth Gerhart, CB Tay Glover-Wright, TE Mitchell Henry, RB Rajion Neal, TE Justin Perillo, C/G Andy Phillips, DT Christian Ringo, G Matt Rotheram, LB Joe Thomas, DT Khyri Thornton, LB James Vaughters, T Jeremy Vujnovich, CB Ryan White and WR Ed Williams; Waived/Injured WR Larry Pinkard and LB Jermauria Rasco; Placed DE Letroy Guion and DE Datone Jones on reserve/suspended List	10/2	Activated DT Letroy Guion from exempt status		
5/11	Signed C/G Andy Phillips and CB Quinten Rollins; Released DT Luther Robinson			10/3	Signed WR Jared Abbrederis to active roster from practice squad; Released DT Bruce Gaston		
				10/6	Signed DT Bruce Gaston to the practice squad		
				10/14	Signed TE Justin Perillo to the active roster from the practice squad; Placed S Sean Richardson on injured reserve; Signed DB Kyle Sebetic to the practice squad		
				10/16	Signed TE Mitchell Henry to the practice squad; Released TE Blake Annen		
				10/17	DT Bruce Gaston signed to the Chicago Bears' active roster		

TRANSACTIONS BY PLAYER

Abbrederis, Jared - WR	Fanor, Jean - S	Mandell, Cody - P	Spears, Harold - TE
9/5/15 Waived	1/20/15 Signed	1/26/15 Signed	6/18/15 Signed
9/7/15 Signed to practice squad	9/5/15 Waived	8/10/15 Waived	9/1/15 Waived
10/3/15 Signed to active roster	Francis, Josh - LB	Manning, Travis - CB	Thomas, Joe - LB
Adams, Aaron - T	3/5/15 Signed	5/21/15 Signed	1/20/15 Signed
4/8/15 Waived	8/31/15 Waived	6/18/15 Waived	9/5/15 Waived
Annen, Blake - TE	Gaston, Bruce - DT	Montgomery, Ty - WR	9/21/15 Signed from Dallas' practice squad
9/30/15 Signed to practice squad	10/3/15 Waived	5/21/15 Signed	Thornton, Khyri - DT
10/16/15 Waived	10/6/15 Signed to practice squad	1/20/15 Signed	9/5/15 Waived
Backman, Kennard - TE	10/17/15 Signed to Chicago Bears' active roster	Neal, Rajion - RB	Tolzien, Scott - QB
5/8/15 Signed	Gerhart, Garth - C	9/5/15 Waived	3/9/15 Re-signed
Barrington, Sam - LB	9/5/15 Waived	Nelson, Jordy - WR	Vaughters, James - LB
9/15/15 Placed on injured reserve (foot)	Glover-Wright, Tay - CB	9/1/15 Placed on injured reserve (knee)	5/8/15 Signed
Blake, Bernard - CB	1/20/15 Signed	Perillo, Justin - TE	9/5/15 Waived
5/8/15 Signed	9/5/15 Waived	9/5/15 Waived	9/7/15 Signed to practice squad
7/24/15 Waived	Guion, Letroy - DT	9/7/15 Signed to practice squad	9/30/15 Placed on practice squad/injured
Blanchard, Matt - QB	3/31/15 Re-signed	10/14/15 Signed to active roster	Vujnovich, Jeremy - T
4/15/15 Signed	9/5/15 Placed on reserve/suspended	Phillips, Andy - C/G	1/20/15 Signed
9/1/15 Waived	10/2/15 Activated from exempt status	5/11/15 Signed	9/5/15 Waived
Blue, Javess - WR	Gunter, LaDarius - CB	9/5/15 Waived	9/7/15 Signed to practice squad
5/8/15 Signed	5/8/15 Signed	Pinkard, Larry - WR	Walker, Josh - G
9/1/15 Waived	Hamilton, Justin - DT	5/8/15 Signed	1/20/15 Signed
Bostick, Brandon - TE	10/26/15 Signed to practice squad	9/5/15 Waived/injured	White, Myles - WR
2/17/15 Waived	11/10/15 Waived	Quarless, Andrew - TE	1/20/15 Signed
Boyd, Josh - DT	Harris, Alonzo - RB	9/30/15 Placed on injured reserve/designated for return	9/7/15 Waived
9/21/15 Placed on injured reserve (ankle)	5/8/15 Signed	Raji, B.J. - DT	White, Ryan - CB
Bradford, Carl - LB	Hawk, A.J. - LB	3/31/15 Re-signed	8/13/15 Signed
9/5/15 Waived	2/25/15 Waived	Randall, Damarious - CB	9/5/15 Waived
9/7/15 Signed to practice squad	Henry, Mitchell - TE	6/16/15 Signed	Williams, Ed - WR
Bulaga, Bryan - T	5/8/15 Signed	Rasco, Jermauria - LB	8/3/15 Signed
3/11/15 Re-signed	9/5/15 Waived	5/8/15 Signed	9/5/15 Waived
Butler, James - WR	10/16/15 Signed to practice squad	9/5/15 Waived/injured	9/8/15 Signed to practice squad
8/27/15 Signed	Hooks, Lavon - DT	Reed, Marcus - G	
9/1/15 Waived	5/8/15 Signed	5/8/15 Signed	
Cobb, Randall - WR	8/31/15 Waived	6/15/15 Waived	
3/9/15 Re-signed	Hubbard, Adrian - LB	Richardson, Sean - S	
Collins, Ricky - WR	1/20/15 Signed	4/13/15 Signed	
5/8/15 Signed	9/1/15 Waived	10/14/15 Placed on injured reserve (neck)	
8/11/15 Waived	Hundley, Brett - QB	Ringo, Christian - DT	
Coxson, Adrian - WR	5/8/15 Signed	5/8/15 Signed	
5/8/15 Signed	Hunt, Jimmie - WR	9/5/15 Waived	
8/17/15 Waived	5/8/15 Signed	9/7/15 Signed to practice squad	
Crockett, John - RB	9/1/15 Waived	Ripkowski, Aaron - FB	
5/8/15 Signed	Jones, Brad - LB	5/8/15 Signed	
9/5/15 Waived	2/20/15 Waived	Robinson, Luther - DT	
9/7/15 Signed to practice squad	Jones, Datone - DE	5/11/15 Waived	
Crume, Eric - DT	9/5/15 Placed on reserve/suspended	Rollins, Quinten - CB	
11/10/15 Signed to practice squad	9/15/15 Activated from exempt status	5/11/15 Signed	
Daniel, Robertson - CB	Jones, James - WR	Rotheram, Matt - G	
9/7/15 Signed to practice squad	9/7/15 Signed	5/8/15 Signed	
Dantzler, Tavarus - LB	Kowalski, Vince - T	9/5/15 Waived	
5/8/15 Signed	6/9/15 Signed	9/7/15 Signed to practice squad	
8/31/15 Waived	8/31/15 Waived	Ryan, Jake - LB	
Dorsey, Kevin - WR	Kuhn, John - FB	5/8/15 Signed	
2/17/15 Waived	4/13/15 Re-signed	Sebetic, Kyle - DB	
Ebbele, Fabbians - T	Madsen, Joe - C	3/25/15 Signed	
5/8/15 Signed	1/20/15 Signed	9/1/15 Waived	
8/31/15 Waived	5/4/15 Waived	10/14/15 Signed to practice squad	

THE LAST TIME

Regular-Season Games Only

RUSHING

200 Yards Rushing, Individual

BY PACKERS — Ahman Green, Dec. 28, 2003, vs. Denver (218 yards)
BY OPPONENT — Adrian Peterson, Dec. 2, 2012, vs. Minnesota (210 yards)

100 Yards Rushing, Individual

BY PACKERS — James Starks, Oct. 18, 2015, vs. San Diego (112 yards)
BY OPPONENT — C.J. Anderson, Nov. 1, 2015, at Denver (101 yards)

100 Yards Rushing, Individual, One Half

BY PACKERS — Eddie Lacy, Dec. 15, 2013, at Dallas (110 yards in second half)
BY OPPONENT — Matt Forte, Sept. 13, 2015, at Chicago (105 yards in first half)

100 Yards Rushing and Receiving, Individual

BY PACKERS — Never
BY OPPONENT — Darrin Nelson, Nov. 13, 1983, at Minnesota (119 yards rushing, 137 receiving)

Two 100-Yard Rushers

BY PACKERS — Ryan Grant (106 yards) and DeShawn Wynn (106 yards), Dec. 28, 2008, vs. Detroit
BY OPPONENT — Tony Dorsett (149 yards) and Robert Newhouse (101 yards), Nov. 12, 1978, vs. Dallas at Milw.

Two 100-Yard Rushers and Two 100-Yard Receivers

BY PACKERS — Ryan Grant (106 yards) and DeShawn Wynn (106), Dec. 28, 2008, vs. Detroit, Donald Driver (111 yards) and Greg Jennings (101 yards), Dec. 28, 2008, vs. Detroit*
BY OPPONENT — Never
*First time in NFL history

Four Touchdowns Rushing, Individual

BY PACKERS — Dorsey Levens, Jan. 2, 2000, vs. Arizona (8, 1, 5, 1 yards)
BY OPPONENT — DeAngelo Williams, Nov. 30, 2008, vs. Carolina (1, 1, 1, 1 yards)

Three Touchdowns Rushing, Individual

BY PACKERS — Ahman Green, Oct. 20, 2002, vs. Washington (24, 2, 8 yards)
BY OPPONENT — Jamaal Charles, Sept. 28, 2015, vs. Kansas City (9, 4, 7 yards)

Two Touchdowns Rushing, Individual

BY PACKERS — Eddie Lacy, Oct. 2, 2014, vs. Minnesota (11, 10 yards)
BY OPPONENT — Ronnie Hillman, Nov. 1, 2015, at Denver (1, 15 yards)

PASSING

400 Yards Passing, Individual

BY PACKERS — Aaron Rodgers, Oct. 26, 2014, at New Orleans (418 yards)
BY OPPONENT — Philip Rivers, Oct. 18, 2015, vs. San Diego (503 yards)

300 Yards Passing, Individual

BY PACKERS — Aaron Rodgers, Nov. 8, 2015, at Carolina (369 yards)
BY OPPONENT — Peyton Manning, Nov. 1, 2015, at Denver (340 yards)

Six Touchdown Passes, Individual

BY PACKERS — Aaron Rodgers, Nov. 9, 2014, vs. Chicago (1, 4, 73, 40, 56, 18 yards)
BY OPPONENT — Tommy Kramer, Sept. 28, 1986, at Minnesota (23, 13, 36, 2, 17, 7 yards)

Five Touchdown Passes, Individual

BY PACKERS — Aaron Rodgers, Sept. 28, 2015, vs. Kansas City (8, 3, 27, 4, 4, 4 yards)
BY OPPONENT — Matthew Stafford, Jan. 1, 2012, vs. Detroit (8, 13, 2, 5, 12 yards)

Four Touchdown Passes, Individual

BY PACKERS — Aaron Rodgers, Nov. 8, 2015, at Carolina (1, 53, 29, 3 yards)
BY OPPONENT — Matt Ryan, Dec. 8, 2014, vs. Atlanta (5, 22, 1, 2 yards)

Three Touchdown Passes, Individual

BY PACKERS — Aaron Rodgers, Nov. 8, 2015, at Carolina (1, 53, 29, 3 yards)
BY OPPONENT — Cam Newton, Nov. 8, 2015, at Carolina (7, 39, 14 yards)

Six Interceptions Thrown, Individual

BY PACKERS — Tom O'Malley, Sept. 17, 1950, vs. Detroit
BY OPPONENT — Don Horn, Sept. 26, 1971, vs. Denver at Milw.

Five Interceptions Thrown, Individual

BY PACKERS — Brett Favre, Oct. 30, 2005, at Cincinnati
BY OPPONENT — Rich Gannon, Oct. 28, 1990, vs. Minnesota at Milw.

Four Interceptions Thrown, Individual

BY PACKERS — Brett Favre, Dec. 25, 2005, vs. Chicago
BY OPPONENT — Nick Foles, Oct. 11, 2015, vs. St. Louis

RECEIVING

10 or More Receptions, Individual

BY PACKERS — Randall Cobb, Dec. 21, 2014, at Tampa Bay (11 receptions)
BY OPPONENT — Keenan Allen, Oct. 18, 2015, vs. San Diego (14 receptions)

200 Yards Receiving, Individual

BY PACKERS — Jordy Nelson, Sept. 14, 2014, vs. N.Y. Jets (209 yards)
BY OPPONENT — Julio Jones, Dec. 8, 2014, vs. Atlanta (259 yards)

100 Yards Receiving, Individual

BY PACKERS — James Jones, Sept. 28, 2015, vs. Kansas City (139 yards)
BY OPPONENT — Demaryius Thomas, Nov. 1, 2015, at Denver (168 yards)

100 Yards Receiving, One Half, Individual

BY PACKERS — Jordy Nelson, Nov. 16, 2014, vs. Philadelphia (109 yards in first half)
BY OPPONENT — Demaryius Thomas, Nov. 1, 2015, at Denver (101 yards in first half)

Two 100-Yard Receivers

BY PACKERS — Randall Cobb (131 yards) and Jordy Nelson (113 yards), Dec. 21, 2014, at Tampa Bay
BY OPPONENT — Calvin Johnson (244 yards) and Brandon Pettigrew (116 yards), Jan. 1, 2012, vs. Detroit

Four Touchdown Receptions, Individual

BY PACKERS — Sterling Sharpe, Nov. 24, 1994, at Dallas (1, 36, 30, 5 yards)
BY OPPONENT — Never

Three Touchdown Receptions, Individual

BY PACKERS — Randall Cobb, Sept. 28, 2015, vs. Kansas City (3, 4, 4 yards)
BY OPPONENT — Vincent Jackson, Nov. 6, 2011, at San Diego (23, 5, 29 yards)

Two Touchdown Receptions, Individual

BY PACKERS — Richard Rodgers, Nov. 8, 2015, at Carolina (1, 3 yards)
BY OPPONENT — Calvin Johnson, Dec. 28, 2014, vs. Detroit (20, 4 yards)

INTERCEPTIONS

Four Interceptions, Individual

BY PACKERS — Willie Buchanon, Sept. 24, 1978, at San Diego
BY OPPONENT — Never

Three Interceptions, Individual

BY PACKERS — Tom Flynn, Oct. 28, 1984, vs. Detroit
BY OPPONENT — Vencie Glenn, Dec. 27, 1992, at Minnesota

Two Interceptions, Individual

BY PACKERS — Quinten Rollins, Oct. 11, 2015, vs. St. Louis
BY OPPONENT — Bacarri Rambo, Dec. 14, 2014, at Buffalo

Interception Returned for Touchdown

BY PACKERS — Quinten Rollins, Oct. 11, 2015, vs. St. Louis (45 yards)
BY OPPONENT — Cortez Allen, Dec. 22, 2013, vs. Pittsburgh (40 yards)

TOUCHDOWNS

Five Touchdowns, Individual

BY PACKERS — Paul Hornung, Dec. 12, 1965, at Baltimore (2-, 9-, 3-yard runs; 50-, 65-yard receptions)
BY OPPONENT — Never

Four Touchdowns, Individual

BY PACKERS — Dorsey Levens, Jan. 2, 2000, vs. Arizona (8-, 1-, 5-, 1-yard runs)
BY OPPONENT — DeAngelo Williams, Nov. 30, 2008, vs. Carolina (1-, 1-, 1-, 1-yard runs)

Three Touchdowns, Individual

BY PACKERS — Randall Cobb, Sept. 28, 2015, vs. Kansas City (3-, 4-, 4-yard receptions)
BY OPPONENT — Jamaal Charles, Sept. 28, 2015, vs. Kansas City (9-, 4-, 7-yard runs)

THE LAST TIME

FIELD GOALS/PATS

Five Field Goals Made, Individual

BY PACKERS — Mason Crosby, Oct. 6, 2013, vs. Detroit (26, 52, 31, 42, 45 yards)

BY OPPONENT — Dan Bailey, Dec. 15, 2013, at Dallas (47, 23, 43, 50, 50 yards)

Four Field Goals Made, Individual

BY PACKERS — Mason Crosby, Sept. 20, 2015, vs. Seattle (54, 18, 44, 21 yards)

BY OPPONENT — Dan Carpenter, Dec. 14, 2014, at Buffalo (27, 51, 35, 48 yards)

60-Yard Field Goal

BY PACKERS — Never

BY OPPONENT — David Akers, Sept. 9, 2012, vs. San Francisco (63 yards)

50-Yard Field Goal

BY PACKERS — Mason Crosby, Nov. 1, 2015, at Denver (56 yards)

BY OPPONENT — Brandon McManus, Nov. 1, 2015, at Denver (50 yards)

Blocked Field-Goal Attempt

BY PACKERS — Datone Jones, Oct. 11, 2015, vs. St. Louis (50-yard Greg Zuerlein attempt)

BY OPPONENT — Isa Abdul-Quddus, Dec. 28, 2014, vs. Detroit (52-yard Mason Crosby attempt)

Two-Point Conversion

BY PACKERS — Davante Adams, Nov. 8, 2015, at Carolina (pass from Aaron Rodgers)

BY OPPONENT — Travis Kelce, Sept. 28, 2015, vs. Kansas City (pass from Alex Smith)

Point After Touchdown Missed

BY PACKERS — Mason Crosby, Dec. 8, 2014, vs. Atlanta (blocked, fifth attempt)

BY OPPONENT — Mike Nugent, Sept. 22, 2013, at Cincinnati (blocked, fourth attempt)

Blocked Point After Touchdown

BY PACKERS — Datone Jones, Sept. 22, 2013, at Cincinnati (Mike Nugent, fourth attempt)

BY OPPONENT — Ra'Shede Hageman, Dec. 8, 2014, vs. Atlanta (Mason Crosby, fifth attempt)

PUNTING

70-Yard Punt

BY PACKERS — Tim Masthay, Dec. 18, 2011, at Kansas City (71 yards)

BY OPPONENT — Jon Ryan, Sept. 24, 2012, at Seattle (73 yards)

60-Yard Punt

BY PACKERS — Tim Masthay, Dec. 14, 2014, at Buffalo (63 yards)

BY OPPONENT — Dustin Colquitt, Sept. 28, 2015, vs. Kansas City (61 yards)

Blocked Punt

BY PACKERS — Jamari Lattimore, Nov. 4, 2013, vs. Chicago (Adam Podlesh, punter)

BY OPPONENT — Bryan Braman, Nov. 16, 2014, vs. Philadelphia (Tim Masthay, punter)

10 Punts, Individual

BY PACKERS — Jon Ryan, Nov. 19, 2006, vs. New England (10 punts; 459 yards)

BY OPPONENT — Chris Kluwe, Dec. 21, 2006, vs. Minnesota (10 punts; 434 yards)

No Punts

BY PACKERS — Oct. 26, 2014, at New Orleans

BY OPPONENT — Oct. 26, 2014, at New Orleans

OTHER SPECIAL TEAMS

Kickoff Returned for Touchdown

BY PACKERS — Randall Cobb, Sept. 8, 2011, vs. New Orleans (108 yards)

BY OPPONENT — Chris Williams, Nov. 9, 2014, vs. Chicago (101 yards)

Punt Returned for Touchdown

BY PACKERS — Micah Hyde, Dec. 28, 2014, vs. Detroit (55 yards)

BY OPPONENT — Marcus Thigpen, Dec. 14, 2014, at Buffalo (75 yards)

Blocked (Opponent) Field Goal Returned for Touchdown

BY PACKERS — Willie Buchanon, Dec. 17, 1972, at New Orleans (57 yards)

BY OPPONENT — Shawn Springs, Nov. 1, 1999, vs. Seattle (61 yards)

Blocked Punt Returned for Touchdown

BY PACKERS — Dezman Moses, Oct. 28, 2012, vs. Jacksonville (0 yards; Bryan Anger, punter)

BY OPPONENT — DeVier Posey, Oct. 14, 2012, at Houston (0 yards; Tim Masthay, punter)

Recovered Own Onside Kick Attempt

BY PACKERS — Jamari Lattimore, Nov. 4, 2013, vs. Chicago (Mason Crosby, kicker)

BY OPPONENT — Darrell Stuckey, Nov. 6, 2011, at San Diego (Nick Novak, kicker)

OTHER DEFENSE

Shutout Posted

BY PACKERS — Oct. 31, 2010, at N.Y. Jets (9-0)

BY OPPONENT — Nov. 19, 2006, vs. New England (35-0)

Fumble Returned for Touchdown

BY PACKERS — Casey Hayward, Nov. 16, 2014, vs. Philadelphia (49 yards)

BY OPPONENT — Don Carey, Sept. 21, 2014, at Detroit (40 yards)

Safety Scored

BY PACKERS — Team, Dec. 28, 2014, vs. Detroit (Matthew Stafford penalized for intentional grounding in end zone)

BY OPPONENT — Malik Jackson, Nov. 1, 2015, at Denver (Richard Rodgers tackled in end zone)

Five Sacks, Individual

BY PACKERS — Vonnie Holliday, Dec. 22, 2002, vs. Buffalo

BY OPPONENT — Antwan Odom, Sept. 20, 2009, vs. Cincinnati

Four Sacks, Individual

BY PACKERS — Kabeer Gbaja-Biamila, Jan. 2, 2005, at Chicago

BY OPPONENT — Chris Clemons, Sept. 24, 2012, at Seattle

Three Sacks, Individual

BY PACKERS — A.J. Hawk, Oct. 13, 2013, at Baltimore

BY OPPONENT — Shea McClellin, Nov. 4, 2013, vs. Chicago

MISCELLANEOUS

No Penalties

BY PACKERS — Nov. 4, 2013, vs. Chicago

BY OPPONENT — Dec. 14, 1997, at Carolina

Game Without Touchdown

BY PACKERS — Dec. 12, 2010, at Detroit

BY OPPONENT — Oct. 4, 2015, at San Francisco

50 Points, Game

BY PACKERS — 53, Nov. 16, 2014, vs. Philadelphia

BY OPPONENT — 51, Nov. 24, 2008, at New Orleans

40 Points, Game

BY PACKERS — 43, Dec. 8, 2014, vs. Atlanta

BY OPPONENT — 44, Oct. 26, 2014 at New Orleans

500 Yards Total Offense

BY PACKERS — 502, Dec. 8, 2014, vs. Atlanta

BY OPPONENT — 500, Nov. 1, 2015, at Denver

Tie Game

Green Bay 26, Minnesota 26, Nov. 24, 2013

GREEN BAY 31, CHICAGO 23

Soldier Field, Sunday, Sept. 14, 2015. Attendance: 62,442. Time: 3:15. Weather: 68° F, Humidity: 39 percent, Wind: WNW 11 mph

GAME 1

CHICAGO — Aaron Rodgers saw James Jones go up for a one-handed touchdown catch and experienced a few flashbacks: Like they had stepped back in time. Rodgers threw for three touchdowns, two to Jones, and the Green Bay Packers beat Chicago 31-23 to spoil John Fox's debut as Bears coach Sunday afternoon. The Packers got all they could handle from the rebuilding Bears but took control down the stretch to beat them for the 10th time in 11 games, including the postseason.

Rodgers improved to 13-3 lifetime against Chicago. The 2014 MVP completed 18 of 23 passes for 189 yards. Jones, who spent seven seasons in Green Bay before signing with Oakland last year, caught four passes for 51 yards. That included a one-handed grab on a 13-yard score late in the first quarter but left Rodgers' hamstring back to 2012, when Jones led the league with 14 TD catches. He added a 1-yarder in the third - a good start after being released by the Raiders in the spring and by the New York Giants on the final roster cut. With Jordy Nelson (knee) out for the season, the Packers were quick to bring back Jones.

Randall Cobb, hampered late in the preseason by a sprained right shoulder, had 38 yards receiving. He caught a 5-yard touchdown that made it 24-16 early in the fourth quarter, and Clay Matthews sealed the win by intercepting Jay Cutler at the Green Bay 20 and returning it 42 yards. Eddie Lacy ran for 85 yards and a late touchdown. Julius Peppers chipped in with 1½ sacks for the four-time defending NFC North champions. The Bears, assembled starting over under Fox and new general manager Ryan Pace after a five-win season, kept their one close though Cutler had a rough afternoon. He was 18 of 36 for 225 yards, with that late interception by Matthews. He also threw a 24-yard touchdown to Martellus Bennett with 34 seconds left, but Green Bay recovered the onside kick.

Matt Forte ran for 141 yards - 105 in the first half - and a touchdown. Alston Jeffery caught five passes for 78 yards after missing the preseason because of a left calf injury. Green Bay, which outscored the Bears 30-31 over two games last season and beat them at Soldier Field for their 700th win, trailed 13-10 at the half. Rodgers finished a third-quarter drive with a 1-yard start to Jones and Gould answered with a 44-yard field goal, cutting it to 17-16. Rodgers made it 24-16 early in the fourth when he hit Cobb with a 5-yard pass, capping a 16-play drive. But the Bears stalled at the 2 after Cutler's 50-yard pass to Marquess Wilson. Cutler overthrew Eddie Royal in the end zone on fourth down after Chicago opted not to try a field goal.

OFFICIALS — Referee: Craig Wrosted (4); Umpire: Roy Ellison (81); Head Linesman: Mark Hittner (28); Line Judge: Julian Mepp (10); Side Judge: Jeff Lambrith (21); Field Judge: Steve Zimmer (33); Back Judge: Lee Dyer (27); Huddle Official: Al Hynes

STARTING LINEUPS

Green Bay Packers				Chicago Bears			
Offense	Defense	Special Teams	QB	Offense	Defense	Special Teams	QB
WR 17 D.Adams	DE 64 M.Pennel	K 37 J.Holt	R.Gould	WR 19 E.Royal	NT 86 Z.Miller	P 33 J.Holt	R.Gould
LT 69 D.Bakhtiari	NOSE 90 B.Raij	PT 33 J.Holt		TE 83 M.Bennett	DE 93 W.Sutton		
LG 71 J.Sifton	DT 76 M.Daniels			RT 75 K.Long	OLB 69 J.Alien		
C 63 C.Linsley	LOLB 96 M.Meal			RG 62 V.Ducasse	ILB 50 S.McCielinn		
RG 70 T.Lang	BLB 58 S.Barrington			LG 64 W.Montgomery	ILB 59 C.Jones		
RT 75 B.Bojaga	MLB 52 C.Matthews			OLB 68 M.Steason	OLB 92 P.McPhree		
TE 82 R.Rodgers	FOLB 56 J.Peders			LT 74 J.Bushrod	CB 24 A.Bell		
WR 18 R.Cobb	LCB 37 S.Shields			CB 6 J.Cutler	NB 27 S.Amons		
WR 89 J.Jones	SS 33 M.Hyde			RB 22 M.Forte	S 28 S.McManis		
QB 27 E.Lacy	FS 21 H.Climon-Dix			S 21 K.Lee	S 26 A.Rolle		
	S 28 S.Richardson			TE 86 Z.Miller	CB 23 K.Fuller		

GREEN BAY SUBSTITUTIONS — K 2 M.Crosby, P 8 T.Masthay, RB 22 A.Ripkowski, CB 23 D.Randall, CB 24 Q.Rollins, CB 29 C.Hayward, RB 30 J.Kuhn, S 32 C.Banio, CB 39 D.Goodson, RB 44 J.Strauss, RB 47 J.Ryan, LB 51 N.Perry, LB 53 N.Perry, LB 61 B.Gode, TG 67 D.Berley, C/G 73 J.Treter, G 79 J.Walker, TE 81 A.Quarless, WR 88 T.Montgomery, LB 91 J.Elliott, DT 93 J.Boyd, DT 99 B.Gaston. **DID NOT PLAY** — OB 16 S.Tolman, **INACTIVES** — OB 7 B.Hundley, CB 36 L.Gunter, S 42 M.Burnett, RB 46 A.Harris, LB 55 A.Mulumba, G 65 L.Taylor, TE 86 K.Backman.

FIELD GOALS (Made (& missed))

Green Bay Packers	1	2	3	4	OT	Total
Chicago Bears	3	10	3	7	0	23

Team	Qtr	Time	Play Description (Extra Point) (Drive Info)	Yds	Visitor	Home
Bears	1	0:28	R.Gould 28 yd. field goal (11-7-0, 3:22)	28	0	3
Bears	1	7:43	J.Jones 13 yd. pass from A.Rodgers (60-Crosby Kick) (10-7-1, 4:42)	13	7	0
Bears	2	2:49	M.Forte 1 yd. run (R.Gould Kick) (5-2-1, 5:41)	1	10	7
Bears	2	2:32	M.Crosby 57 yd. field goal (10-9-1, 2:27)	57	0	0
Bears	2	10:08	R.Gould 30 yd. field goal (12-9-1, 2:41)	30	0	0
Bears	3	1:56	R.Jones 1 yd. pass from A.Rodgers (Crosby Kick) (6-59, 3:04)	1	17	13
Bears	3	4:53	R.Gould 44 yd. field goal (12-50, 6:50)	44	0	0
Bears	4	10:26	R.Gould 37 yd. pass from A.Rodgers (Crosby Kick) (6-76, 9:31)	37	24	16
Bears	4	1:35	E.Lacy 2 yd. run (M.Crosby Kick) (4-46)	2	31	16
Bears	4	0:34	M.Bennett 24 yd. pass from J.Cutler (R.Gould Kick) (6-72, 1:21)	24	0	23

GREEN BAY DEFENSIVE STATISTICS (official)

Team	Int	Def. TD	Sack	QBH	FF	FB	Int PD
Green Bay Packers	8	2	0	10	0-0	1	0
Chicago Bears	6	3	0	9	0-0	1	0

Category	Green Bay Packers					Chicago Bears				
	ATT	YDS	AVG	LG	TD	ATT	YDS	AVG	LG	TD
RUSHING	19	89	4.5	16	1	24	141	5.9	23	1
A.Lacy	8	35	4.4	15	0	4	31	7.8	12	0
J.Rodgers	1	11	11.0	11	1	4	16	4.0	5	0
J.Starks	2	2	1.0	3	1	1	1	1.0	0	0
Total	30	133	4.4	16	1	33	189	5.7	23	1
PASSING	23	18	189	0/0	3	34	0	140.5	1	0
A.Rodgers	23	18	189	0/0	3	34	0	140.5	1	0
Total	23	18	189	0/0	3	34	0	140.5	1	0
PASS RECEIVING	NO	YDS	AVG	LG	TD	NO	YDS	AVG	LG	TD
R.Cobb	5	38	7.6	10	1	5	78	15.6	25	0
D.Adams	4	59	14.8	25	0	5	55	11.0	24	1
J.Jones	4	51	12.8	34	2	5	25	5.0	9	0
R.Rodgers	3	27	9.0	20	0	8	29.5	3.7	5	0
E.Royal	2	14	7.0	9	0	1	8	8.0	8	0
Total	18	189	10.5	34	3	18	225	12.5	50	1
INTERCEPTIONS	NO	YDS	AVG	LG	TD	NO	YDS	AVG	LG	TD
C.Matthews	1	42	42.0	42	0	0	0	0.0	0	0
Total	1	42	42.0	42	0	0	0	0.0	0	0
PUNTING	NO	YDS	AVG	NET	TB	NO	YDS	AVG	NET	TB
T.Masthay	2	97	48.5	33.0	1	0	54	27.0	0	0
Total	2	97	48.5	33.0	1	0	54	27.0	0	0
PUNT RETURNS	NO	YDS	AVG	FC	LG	NO	YDS	AVG	FC	LG
(out of bounds)	1	0	0.0	0	0	1	11	11.0	0	0
Returns	1	0	0.0	0	0	1	11	11.0	0	0
KICK RETURNS	NO	YDS	AVG	FC	LG	NO	YDS	AVG	FC	LG
T.Montgomery	3	106	35.3	0	46	2	48	24.0	0	25
A.Ripkowski	1	0	0.0	0	0	1	15	15.0	0	15
(back)	1	0	0.0	0	0	3	0	0.0	0	0
Returns	4	106	26.5	0	46	3	63	21.0	0	25
FUMBLES	FumLost	Rec	Yds	TD	FF	Rec	Yds	TD	FF	Rec
Total	0	0	0	0	0	0	0	0	0	0

Category	Visitor	Home
TOTAL FIRST DOWNS	21	25
By Rushing	10	10
By Passing	10	12
By Penalty	1	3
THIRD-DOWN EFFICIENCY	6-10-60%	11-17-65%
FOURTH-DOWN EFFICIENCY	1-1-100%	2-3-67%
TOTAL NET YARDS	322	402
Total Offensive Plays	53	71
Average gain per offensive play	6.1	5.7
NET YARDS RUSHING	133	189
Total Rushing Plays	30	33
Average gain per rushing play	4.4	5.7
Tackles for a loss-number and yards	-2-2	-1-1
NET YARDS PASSING	189	213
Times thrown - yards lost att. to pass	0-0	2-12
Gross yards passing	189	225
PASS ATT-COMP-PUNT	23-18-0	36-18-1
Average gain per pass play	8.2	5.6
KICK OFFS Number-In EZ-Touchbacks	6-3-1	6-3-1
PUNTS Number and Average	2-48.5	1-56.0
Had Blocked	0	0

Category	Visitor	Home
Fgs - PATs had blocked	0-0	0-0
Net Punting Average	33.0	56.0
TOTAL RETURN YARDS (not inc. Kickoffs)	42	11
No. and Yards Punt Returns	0-0	1-11
No. and Yards Kickoff Returns	4-106	3-63
No. and Yards Interception Returns	1-42	1-15
PENALTIES Number and Yards	10-74	6-64
FUMBLES Number and Lost	0-0	0-0
TOUCHDOWNS	4	2
Rushing	1	1
Passing	3	1
EXTRA POINTS Made-Attempts	4-4	2-2
Kicking Made-Attempts	4-4	2-2
FIELD GOALS Made-Attempts	1-1	3-3
RED-ZONE EFFICIENCY	4-5-80%	1-3-33%
GOAL-TO-GO EFFICIENCY	2-2-100%	1-2-50%
SAFETIES	0	0
FINAL SCORE	31	23
TIME OF POSSESSION	28:08	31:52

GREEN BAY, Wis. - This time, the Green Bay Packers punched back in the second half against the Seattle Seahawks. Aaron Rodgers threw for two touchdowns and the Green Bay Packers outlasted the Seattle Seahawks for a 27-17 win Sunday night in a bruising physical rematch of last season's NFC title game. Rodgers orchestrated a 10-play, 80-yard scoring drive, capped by a 5-yard scoring pass to Richard Rodgers. A 2-point conversion made it 24-17 with 9:28 left.

Layne Elliott made a lunging, one-handed interception of a short pass from Russell Wilson with 6:50 left, one of the rare mistakes in the second half for Seattle's dual-threat quarterback. The Packers (2-0) cashed in with one of Mason Crosby's four field goals on the night for a 10-point lead with two minutes remaining. Rodgers connected with favorite target James Jones for a 29-yard touchdown pass on the game's opening series. But the offense got bogged down or had to settle for field goals until the fourth quarter. Rodgers was quick against a defense missing safety Kam Chancellor, who is holding out for a new contract. Young players such as second-year tight end Richard Rodgers and rookie receiver Ty Montgomery had big plays. So did Elliott, a second-year backup linebacker. The defense held on when it mattered in the fourth quarter after giving up chunks of yardage earlier in the second half to Wilson. The Seahawks' last two series ended in turnovers. Besides Elliott's pick, Michael Hyde recovered a fumble by Fred Jackson with 22 seconds left. Rodgers took a knee on the next play to end the game. He finished 25 of 33 for 249 yards, Wilson was 19 of 30 for 206 yards, while running for 78 yards on 10 carries.

The Packers held Seahawks running back Marshawn Lynch to 41 yards on 15 carries. Green Bay running back Eddie Lacy left the game in the first quarter with a right ankle injury, but backup James Starks kept the Packers' running game going with 95 yards on 20 carries. Crosby also had a memorable night. With four field goals and an extra point, the veteran set the franchise record with 1,057 career points.

OFFICIALS — Referee: Gene Steratore (114); Umpire: Barry Anderson (20); Head Linesman: Ed Walker (123); Line Judge: Dana McKenzie (8); Side Judge: Bob Waggoner (25); Field Judge: Mike Weatherford (116); Back Judge: Dino Paganelli (105); Replay Official: Darryll Lewis

STARTING LINEUPS

Seattle Seahawks

WR	QB	RB	TE	FB	CB	DB	OLB	DLB	LB	DE	DT	NT
89 D.Brudwin	17 D.Adams	17 D.Adams	69 J.Jones	69 J.Jones	76 M.Daniels	76 M.Daniels	76 M.Daniels	76 M.Daniels	76 M.Daniels	76 M.Daniels	76 M.Daniels	76 M.Daniels
16 T.Lockett	71 J.Stilton	71 J.Stilton	68 J.Britt	68 J.Britt	56 C.Ahvi	56 C.Ahvi	56 C.Ahvi	56 C.Ahvi	56 C.Ahvi	56 C.Ahvi	56 C.Ahvi	56 C.Ahvi
68 J.Britt	63 C.Mattews	63 C.Mattews	62 D.Novak	62 D.Novak	54 B.Wagner	54 B.Wagner	54 B.Wagner	54 B.Wagner	54 B.Wagner	54 B.Wagner	54 B.Wagner	54 B.Wagner
64 J.Sweazy	70 T.Lang	70 T.Lang	64 J.Sweazy	64 J.Sweazy	50 K.Wright	50 K.Wright	50 K.Wright	50 K.Wright	50 K.Wright	50 K.Wright	50 K.Wright	50 K.Wright
79 G.Gilham	67 D.Garcely	67 D.Garcely	88 J.Graham	88 J.Graham	28 R.Sherman	28 R.Sherman	28 R.Sherman	28 R.Sherman	28 R.Sherman	28 R.Sherman	28 R.Sherman	28 R.Sherman
15 J.Kearse	18 R.Cobb	18 R.Cobb	3 R.Wilson	3 R.Wilson	28 M.Burney	28 M.Burney	28 M.Burney	28 M.Burney	28 M.Burney	28 M.Burney	28 M.Burney	28 M.Burney
24 M.Lynch	27 E.Lacy	27 E.Lacy	24 M.Lynch	24 M.Lynch	35 D.Shead	35 D.Shead	35 D.Shead	35 D.Shead	35 D.Shead	35 D.Shead	35 D.Shead	35 D.Shead

GREEN BAY SUBSTITUTIONS — K 2 M.Crosby, P 8 T.Masberry, FB 22 D.Randall, S 28 S.Nichardson, FB 30 J.Kilim, S 32 C.Banno, CB 39 D.Goodson, RB 44 J.Starks, LB 47 J.Flynn, LB 53 M.Perry, LB 55 A.Mulumba, LS 61 B.Goodie, DT 64 M.Pennell, C/6 73 J.Treier, G 79 J.Walker, TE 81 A.Quaness, WR 83 J.James, WR 88 T.Montgomery, LB 91 J.Boyd, DE 95 D.Jones **DID NOT PLAY** — CB 16 S.Tolten, G 65 L.Taylor, **INACTIVES** — OB 7 B.Hundrier, CB 24 Q.Rollins, CB 36 L.Gunter, RB 46 A.Harris, T 75 B.Bulaga, TE 86 K.Backman, DT 99 B.Gaston.

FIELD GOALS (made) & missed

Player	Attempts	Made	Missed
M.Crosby	4	3	1
Seattle Seahawks	1	1	0
Green Bay Packers	3	2	1

GREEN BAY DEFENSIVE STATISTICS (official)

Player	Att	Yds	Sk	Int	TD
M.Burnett	2	0	0	0	0
D.Jones	2	0	0	0	0
S.Shields	2	0	0	0	0
C.Mattews	1	0	0	0	0
J.Elliott	1	0	0	0	0
A.Mulumba	0	0	0	0	0
J.Pappert	0	0	0	0	0
D.Randall	0	0	0	0	0
S.Richardson	0	0	0	0	0
Totals	38	18	8	56	2-1

Player	Att	Yds	Sk	Int	TD
Rushing	10	78	7	0	0
Passing	30	19	206	2	2
Pass Reception	7	92	13.1	0	0
Punting	5	201	40.2	36.2	1
Punt Returns	2	22	11.0	0	0
Kick Returns	4	79	19.8	0	0
Fumbles	1	0	0	0	0

Player	Att	Yds	Sk	Int	TD
Rushing	20	95	4	0	0
Passing	33	25	249	2/15	2
Pass Reception	5	116	14.5	0	0
Punting	3	139	46.3	39.0	0
Punt Returns	0	0	0	0	0
Kick Returns	1	19	19.0	0	0
Fumbles	1	0	0	0	0

Player	Att	Yds	Sk	Int	TD
Rushing	6	23	3	0	0
Passing	33	25	249	2/15	2
Pass Reception	5	116	14.5	0	0
Punting	3	139	46.3	39.0	0
Punt Returns	0	0	0	0	0
Kick Returns	1	19	19.0	0	0
Fumbles	1	0	0	0	0

SANTA CLARA, Calif. — With his receiving corps banged up and depleted, Aaron Rodgers still made all the big throws to keep Green Bay unbeaten and exactly where it expected to be a quarter into the season. It just took a little while to get warmed up before things got rolling. Rodgers passed for 224 yards and a touchdown, ran 17 yards to set up a key second-half score, and the Packers beat the hapless San Francisco 49ers 17-3 on Sunday for their first 4-0 start in four years. Richard Rodgers caught a 9-yard touchdown pass on the game's opening drive before Rodgers got his team going in the second half after a slow start to snap a four-game losing streak to San Francisco, which included a pair of playoff defeats.

While mechanical with nothing fancy, Green Bay seemed unimpaired with a short week and long trip West after heating Kansas City last Monday night. This is the team's first 4-0 start since winning the initial 13 games in 2011. Green Bay wanted to get this far unscathed. The Packers certainly hope their trip to Levi's Stadium will be the first of two this season. The Super Bowl comes to the second-year, \$1.3 billion Bay Area venue in four months for its 50th year celebration. Colin Kaepernick threw his fifth interception in two games and the 49ers (1-3) have been limited to 28 total points over three games while giving up 107 points. The quarterback was booed in the fourth quarter along with rookie punter Bradley Pinion. Green Bay capitalized shortly after San Francisco's Reggie Bush was stuffed for no gain trying to go up the middle on third-and-11 in a play call that was immediately scrutinized.

On the ensuing drive, James Jones caught a 38-yard pass on the left sideline by barely staying in bounds. Rodgers then scrambled 17 yards to set up John Kuhn's 3-yard scoring burst. Green Bay made just enough plays. The Packers sacked Kaepernick on consecutive snaps late in the first half, and the Niners settled for Phil Dawson's 33-yard field goal in their best scoring opportunity of the day. Jones wound up with five receptions for 98 yards in the fifth meeting between the rivals since 2012, while Randall Cobb had his streak of seven games with either a touchdown or 100-plus yards receiving snapped. Eddie Lacy ran for 90 yards and converted two fourth downs. Cobb and Richard Rodgers also had five catches apiece.

Green Bay went on the road after a Monday night game for just the fifth time since 2006, improving to 4-1 in those games. The Packers also improved to 10-2 during the regular season in California since 1990. Kaepernick, who had played some of his best games against the Packers, went 13 for 25 for 160 yards and a 55.4 passer rating. Carlos Hyde was held to 20 yards on eight carries.

OFFICIALS — Referee: Terry McAulvey (77); Umpire: Bryan Neale (92); Head Linesman: Derrick Bowens (74); Line Judge: Tom Stephan (68); Side Judge: Jonah Monroe (120); Field Judge: Michael Banks (72); Back Judge: Gregory Stead (12); Replay Official: Earnie Frantz

STARTING LINEUPS

Green Bay Packers		San Francisco 49ers	
WR 89 J.Jones	DE 64 W.Fennel	WR 81 A.Boldin	NT 93 L.Williams
LT 69 D.Bakhtiari	MOSE 90 B.Ball	LT 74 J.Staley	RT 92 O.Dial
LG 71 J.Stjohn	DT 76 M.Daniels	LG 75 A.Boone	OLB 55 A.Bookers
C 63 C.Linsley	LOLB 96 M.Meal	C 66 M.Martin	ILB 53 N.Bowman
RB 70 T.Lano	ILB 67 M.Palmer	RB 65 J.Davey	ILB 57 M.Whiteho
RT 67 D.Barcley	MLB 52 C.Matthews	RT 71 E.Pears	OLB 59 A.Lynch
TE 82 R.Rodgers	ROLB 56 J.Feppes	TE 88 G.Cehek	LOB 26 T.Brock
WR 18 R.Cobb	LCB 29 C.Hayward	WR 82 T.Smith	ROB 20 K.Kacker
QB 12 A.Rodgers	RCB 37 S.Shields	FB 49 B.Miller	NB 25 J.Ward
RB 27 E.Lacy	FS 21 M.Hyde	RB 28 C.Hyde	FS 35 A.Brada
WR 88 T.Montgomery	SS 23 H.Hinton-Dix	QB 8	SS 41 A.Bethna

GREEN BAY SUBSTITUTIONS — K-2 M.Crosby, P-8 T.Masthay, FB-22 A.Ripkowski, QB-23 D.Randall, QB-24 Q.Rollins, S-28 S.Richardson, FB-30 J.Kuhn, S-32 C.Banno, CB-36 L.Gunter, RB-44 J.Starks, RB-46 A.Harris, LB-48 J.Thomas, LB-53 N.Perry, LB-55 A.Mulumba, LS-61 B.Goode, C/G-73 J.Treter, G-79 J.Walker, WR-83 J.Janis, TE-86 K.Backman, LB-91 J.Elliott, DE-95 D.Jones, DT-98 L.Guion, DE-99 L.Guion, DE-99 L.Guion, DE-99 L.Guion. S.Tolien, WR-84 J.Abbrevatis. **INACTIVES** — QB-7 B.Hundley, WR-17 D.Adams, CB-39 D.Goodson, S-42 M.Burnett, LB-47 J.Ryan, G-65 L.Taylor, T-75 B.Bulaga.

FIELD GOALS (made/1 & missed)

M.Crosby	44W/L (31)	P.Dawson	2/3
HOME:			Total
Green Bay Packers	1/7	0/10	1/17
San Francisco 49ers	0/0	0/0	0/0

OT Time
 9:02 P.Rodgers 9 yds pass from A.Rodgers (M.Crosby kick) (12:80, 5:58)
 4:22 P.Dawson 33 yds Field Goal (12:57, 6:23)
 7:10 J.Kuhn 1 yds run (M.Crosby kick) (9:61, 4:33)
 8:45 M.Crosby 31 yds Field Goal (8:35, 4:38)

GREEN BAY DEFENSIVE STATISTICS (official)

UT A TEL TT Sck QBH FF ER Int PD	UT A TEL TT Sck QBH FF ER Int PD	
7 1 0 8 0-0 0 0 0 0-0 0	N.Perry 2 0 2 2-12 0 0 0 0-0 0	
5 1 0 6 0-0 0 0 0 0-0 1	J.Thomas 2 0 2 0-0 0 1 0 0-0 0	
5 0 0 4 0-0 0 0 0 0-0 0	C.Hayward 1 1 0 2 0-0 0 0 0 0-0 0	
2 2 0 5 0-0 0 0 0 0-0 0	Q.Rollins 1 1 0 2 0 0 0 0 0-0 0	
2 1 2 3 1-8 1 0 0 0-0 0	J.Elliott 1 0 1 1 1-7 0 0 0 0-0 0	
2 1 0 3 0-0 0 0 0 0-0 1	M.Neal 1 0 1 1 1-0 0 0 0 0-0 0	
0 3 0 3 0-0 1 0 0 0-0 0	D.Jones 0 1 0 1 0 0 2 0 0 0-0 0	
J.Peppers	Totals	35 13 7 48 6-41 4 1 0 1-0 3

GREEN BAY PACKERS				SAN FRANCISCO 49ERS							
RUSHING	ATT	YDS	AVG	LG	TD	ATT	YDS	AVG	LG	TD	
E.Lacy	18	90	5.0	15	0	C.Kaepernick	10	57	5.7	12	
A.Rodgers	3	33	11.0	17	0	C.Hyde	8	20	2.5	0	
J.Starks	9	28	3.1	6	0	R.Bush	1	0	0.0	0	
T.Montgomery	2	10	5.0	9	0						
J.Kuhn	1	1	1.0	1	1						
Total	33	162	4.9	17	1	Total	19	77	4.1	12	
PASSING				ATT	CMP	YDS	SK/YD	TD	LG	INT	RT
A.Rodgers	32	22	224	3/24	1	38	0	99.0			
Total	32	22	224	3/24	1	38	0	99.0			
PASS RECEIVING				NO	YDS	AVG	LG	TD			
J.Jones	9	36	19.6	36	1						
R.Rodgers	5	42	8.4	12	0						
R.Cobb	3	44	8.8	19	0						
T.Montgomery	2	15	7.5	8	0						
J.Starks	2	11	5.5	8	0						
J.Kuhn	1	8	8.0	8	0						
E.Lacy	1	2	2.0	2	0						
Total	22	224	10.2	38	1						
INTERCEPTIONS				NO	YDS	AVG	LG	TD			
S.Shields	1	0	0.0	0	0						
Total	1	0	0.0	0	0						
PUNTING				NO	YDS	AVG	NET	TB	IN20	LG	TD
T.Masthay	6	235	39.2	37.2	0	1	51				
Total	6	235	39.2	37.2	0	1	51				
PUNT RETURNS				NO	YDS	AVG	FC	LG	LG	TD	
M.Hyde	3	14	4.7	0	9	0					
(out of bounds)	3	0	0.0	0	0	0					
Returns	3	14	4.7	0	9	0					
KICK RETURNS				NO	YDS	AVG	FC	LG	LG	TD	
(back)	2	0	0.0	0	0	0					
Returns	0	0	0.0	0	0	0					
FUMBLE RETURNS				OWN	FumLost	Rec Yds TD	FF Rec	Yds TD Bds	OUT	FumLost	Rec Yds TD Bds
J.Thomas	0	0	0	0	0	1	0	0	0	0	
Total	0	0	0	0	0	1	0	0	0	0	

TOTAL FIRST DOWNS	18	9
By Rushing	9	1
By Passing	8	7
By Penalty	1	0
THIRD-DOWN EFFICIENCY	5-15-33%	4-13-31%
FOURTH-DOWN EFFICIENCY	2-2-100%	0-1-0%
TOTAL NET YARDS	362	196
Total Offensive Plays	68	53
Average gain per offensive play	5.3	3.9
NET YARDS RUSHING	162	77
Total Rushing Plays	33	33
Average gain per rushing play	4.9	4.1
Tackles for a loss-number and yards	2-2	1-3
NET YARDS PASSING	200	119
Times thrown - yards still att. to pass	3-24	6-41
Gross yards passing	224	160
PASS ATT-COMP-INT	32-22-0	25-13-1
Average gain per pass play	5.7	3.8
KICKOFFS Number-In Ez.Touchbacks	4-4-3	2-2-2
PUNTS Number and Average	6-39.2	6-41.2
Head Blocked	0	0

FGs - PATs had blocked	0-0
Net Punting Average	37.2
TOTAL RETURN YARDS (not inc. kickoffs)	14
No. and Yards Punt Returns	3-14
No. and Yards Kickoff Returns	0-0
No. and Yards Interception Returns	1-0
PENALTIES Number and Yards	8-65
TOUCHDOWNS	2
Rushing	1
Passing	1
EXTRA POINTS Made-Attempts	2-2
Kicking Made-Attempts	2-2
FIELD GOALS Made-Attempts	1-2
RED-ZONE EFFICIENCY	2-4-50%
GOAL-TO-GO EFFICIENCY	1-1-100%
SAFETIES	0
FINAL SCORE	17
TIME OF POSSESSION	36:34

GREEN BAY - Aaron Rodgers' remarkable run of mistake-free football at home is over. Green Bay, though, is still perfect this season. A relentless defense helped the Packers overcome an unusually average day from their MVP quarterback. Rodgers threw for two touchdowns and 241 yards, and the defense had three sacks and four interceptions to hold off the St. Louis Rams for a 24-10 victory on Sunday.

Rodgers was 19 of 30 with long scoring strikes to receivers Ty Montgomery and James Jones for the Packers (5-0). But NFL-record streaks of 586 pass attempts and 49 touchdowns passes at home without an interception for Rodgers ended in the first quarter on linebacker James Laurinatis' driving pick of a tipped ball for the Rams (2-3).

Rodgers threw another interception in the second quarter before losing a fumble in the third on a sack. The Rams defense headed coach Jeff Fisher's advice to get their hands on the football. The Packers defense was still better. Relentless pressure on quarterback Nick Foles helped keep the Packers unbeaten. Foles' four interceptions were a career worst, with two in the fourth quarter inside the Packers 10.

Rookie cornerback Quentin Rollins returned an interception 45 yards for a touchdown for a 14-0 lead in the first quarter, and picked off another pass at the 7 with 23 seconds left. Safety Ha Ha Clinton-Dix intercepted a tipped pass in the end zone on third-and-goal at the 7.

Greg Zuerlein was 1 for 4 on field-goal tries, hitting from 42 but missing his other three attempts, all coming from at least 50 yards. One kick in the second half was blocked by Datone Jones.

The mistakes wasted another strong effort for Rams rookie Todd Gurley, who for the second straight week had his best production, with 159 yards rushing on 30 carries. He denied a defense that had opposing starting running backs to an average of 36 yards on 11 attempts the previous three games.

But a week after defeating previously unbeaten Arizona, the Rams couldn't repeat the feat on a warm fall afternoon in Green Bay. Foles was 11 of 30 for 141 yards and a touchdown. His longest completion came on a 68-yarder to Steфан Bailey late in the fourth quarter. Otherwise, the Packers' pass rush overwhelmed an inexperienced offensive line that lost veteran guard Rodger Saffold in the first quarter to a shoulder injury.

The defense held up in spite of losing tackle B.J. Raji to a groin injury and linebacker Nick Perry (shoulder). Guard T.J. Lang also left in the second quarter with a knee injury.

Star linebacker Clay Matthews set the tone with 1½ sacks and several other trips into the backfield.

OFFICIALS — Referee: Brad Allen (122); Umpire: Fred Bryan (11); Head Linesman: Jim Mello (48); Line Judge: Thomas Symonette (100); Side Judge: Tom Hill (97); Field Judge: Doug Rosenbaum (67); Back Judge: Shawn Hochuli (63); Replay Official: Jim Lapetina

STARTING LINEUPS

St. Louis Rams		Green Bay Packers	
Offense	Defense	Offense	Defense
WR 18 K.Britt	LDE 91 C.Long	WR 89 J.Jones	NOSE 90 B.Raji
TE 46 C.Hervey	LDT 99 A.Donald	WR 88 T.Montgomery	DT 76 M.Daniels
LT 73 G.Robinson	RDT 90 M.Brackers	WR 69 D.Bachari	LB 56 J.Peppers
LG 68 J.Brown	RDE 94 R.Dum	LG 71 J.Stilton	BLB 51 N.Palmer
C 61 T.Barnes	MLB 55 J.Laurinatis	C 63 C.Linsley	MLB 52 C.Matthews
RG 76 R.Saffold	LLB 26 M.Bertram	RG 70 T.Lang	ROLB 96 M.Neal
RT 79 J.Ravenstein	LCB 22 T.Johnson	RT 75 B.Bulaga	LCB 23 D.Randall
TE 88 L.Kendricks	RCB 21 J.Kenkins	TE 82 R.Rodgers	RCB 29 S.Shields
WR 11 T.Austin	FS 23 R.McLeod	WR 18 R.Cobb	CB 39 C.Hayward
QB 5 M.Foles	SS 23 T.McDonald	QB 12 A.Rodgers	SS 33 M.Hyde
RB 30 T.Gailey	DB 20 L.Joyner	RB 27 E.Lacy	FS 21 H.Clinton-Dix

GREEN BAY SUBSTITUTIONS — K 2 M.Crosby, P 8 T.Masthay, FB 22 A.Ripkowski, DB 24 O.Rollins, FB 30 J.Kim, S 32 C.Banjo, CB 39 D.Goodson, RB 44 J.Starks, RB 46 A.Harris, LB 48 J.Thomas, LB 53 N.Perry, LB 55 A.Mulumba, LS 61 B.Gode, DT 64 M.Pennel, TG 67 D.Bareilly, C/G 73 J.Treter, G 79 J.Walker, IAG 83 J.Liams, IAG 84 J.Abramowitz, TE 86 K.Beckman, LB 91 J.Elliott, DE 55 D.Jones, DT 98 L.Guion, **DID NOT PLAY** — OB 16 S.Troizen, **INACTIVES** — OB 7 B.Hurdley, WR 17 D.Adams, S 28 S.Richardson, OB 36 L.Gunter, S 42 W.Burnett, LB 47 J.Hyan, G 65 L.Layton.

FIELD GOALS (made) & missed

Player	Attempts	Made	Missed
G.Zuerlein	4	2	2
St. Louis Rams	1	0	1
Green Bay Packers	14	10	4

GREEN BAY DEFENSIVE STATISTICS (official)

Player	Int	Pass Def	Sacks	QB Hit	FF	FR	Int PD	Total
J.Peppers	3	0	1	3	1-3	3	1	0
N.Perry	3	0	2	3	5-33	0	0	0
M.Neal	2	1	1	3	0-0	1	0	0
O.Rollins	2	0	0	2	0-0	0	0	2
M.Pennel	1	1	0	2	0-0	0	0	0
S.Shields	0	2	0	2	0-0	0	0	4
C.Banjo	1	0	0	1	0-0	0	0	0
A.Harris	0	0	0	0	0-0	0	0	0
D.Jones	0	0	0	0	0-0	4	0	0
Totals	53	18	8	70	3-18	14	1	0

ST. LOUIS RAMS

Player	Att	Cmp	Yds	Sk	Yd	TD	LG	Int	RT
T.Gurley	30	15	229	5.3	55	0	15	0	0
T.Austin	3	2	8	4.0	6	0	6	0	0
T.Mason	1	1	2	2.0	2	0	2	0	0
N.Foles	36	19	191	5.3	55	0	55	0	0
Total	70	37	428	5.3	126	0	87	0	0

PASSING

Player	Att	Cmp	Yds	Sk	Yd	TD	LG	Int	RT
N.Foles	30	11	141	3/18	1	68	4	23.8	0
J.Hecker	1	1	20	0/0	0	20	0	118.8	0
Total	31	12	161	3/18	1	68	4	27.2	0

PASS RECEIVING

Player	No	Yds	Avg	LG	TD
S.Bailey	3	73	24.3	68	1
B.Cunningham	2	28	14.0	17	0
L.Randrick	2	16	8.0	12	0
T.Austin	2	6	3.0	5	0
C.Davis	1	20	20.0	20	0
B.Quick	1	10	10.0	10	0
J.Cook	1	10	10.0	10	0
Total	12	161	13.4	68	1

INTERCEPTIONS

Player	No	Yds	Avg	LG	TD
T.Johnson	1	29	29.0	29	0
J.Laurinatis	1	0	0.0	0	0
Total	2	29	14.5	29	0

PUNTING

Player	No	Yds	Avg	Net	TB	In20	LG
J.Hecker	4	181	45.3	38.0	1	1	51
Total	4	181	45.3	38.0	1	1	51

PUNT RETURNS

Player	No	Yds	Avg	FC	LG	TD
T.Austin	2	4	2.0	0	6	0
(t'back)	2	0	0.0	0	0	0
Returns	2	4	2.0	0	6	0

KICK RETURNS

Player	No	Yds	Avg	FC	LG	TD
B.Cunningham	1	25	25.0	0	25	0
(t'back)	4	0	0.0	0	0	0
Returns	1	25	25.0	0	25	0

GREEN BAY PACKERS

Player	Att	Yds	Avg	LG	TD
A.Rodgers	8	29	4.9	18	0
E.Lacy	13	37	2.1	8	0
J.Starks	5	17	3.4	6	0
J.Kim	1	3	3.0	3	0
Total	27	86	3.2	18	0

PASSING

Player	Att	Cmp	Yds	Sk	Yd	TD	LG	Int	RT
A.Rodgers	30	19	241	2/5	2	65	2	82.8	0
Total	30	19	241	2/5	2	65	2	82.8	0

PASS RECEIVING

Player	No	Yds	Avg	LG	TD
R.Rodgers	6	45	7.5	18	0
T.Montgomery	4	59	14.8	31	1
J.Starks	3	29	9.7	19	0
R.Cobb	2	23	7.7	10	0
J.Jones	3	77	38.5	65	1
E.Lacy	1	8	8.0	8	0
Total	19	241	12.7	65	1

INTERCEPTIONS

Player	No	Yds	Avg	LG	TD
O.Rollins	2	48	24.0	45	1
M.Hyde	1	2	2.0	2	0
H.Clinton-Dix	1	0	0.0	0	0
Total	4	50	12.5	45	1

PUNT RETURNS

Player	No	Yds	Avg	FC	LG	TD
M.Hyde	2	9	4.5	1	9	0
(t'back)	1	0	0.0	0	0	0
Returns	2	9	4.5	1	9	0

KICK RETURNS

Player	No	Yds	Avg	FC	LG	TD
(t'back)	3	0	0.0	0	0	0
Returns	0	0	0.0	0	0	0

FUMBLES

Player	Fum	Lost	Rec	Yds	TD	FF	Rec	Yds	TDBds
N.Foles	1	0	0	0	0	0	0	0	0
R.Mason	0	0	1	0	0	0	0	0	0
T.Austin	0	0	0	0	0	1	0	0	0
L.Joyner	0	0	0	0	0	1	0	0	0
Total	1	0	1	0	0	1	0	0	0

TOTAL FIRST DOWNS

Team	By Rushing	By Passing	By Penalty	Total
St. Louis Rams	17	8	9	34
Green Bay Packers	14	4	1	19

NET YARDS PASSING

Player	Yds	TD	Int
N.Foles	141	0	1
J.Hecker	20	0	0
Total	161	0	1

NET YARDS RUSHING

Player	Yds	TD
T.Gurley	229	0
T.Austin	8	0
T.Mason	2	0
N.Foles	191	0
Total	428	0

TOTAL RETURN YARDS (not inc. kickoffs)

Player	Yds	TD
T.Gurley	33	0
T.Austin	2-4	0
T.Mason	1-25	0
N.Foles	2-29	0
Total	67	0

FIELD GOALS MADE-ATTEMPTS

Player	Made	Attempts
G.Zuerlein	2	4
Total	2	4

REDA-ZONE EFFICIENCY

Team	Yds	TD	Int
St. Louis Rams	1-1	0	0
Green Bay Packers	1-4	0	0
Total	2-5	0	0

SAFETIES

Player	Yds	TD
J.Elliott	0	0
D.Randall	0	0
C.Hayward	0	0
Total	0	0

FINAL SCORE

Team	Score
Green Bay Packers	24
St. Louis Rams	10
Total	34

GREEN BAY WIS. — Rookie cornerback Damarious Randall had a feeling that Phillip Rivers' final pass might be headed his way. Fourth-and-goal from the 3 with 13 seconds left, and the San Diego Chargers needed a touchdown to tie the Green Bay Packers and possibly force overtime.

Randall had to keep tabs on both Antonio Gates and Danny Woodhead lined up on the right side of the formation. The first-round draft pick lunged to poke away Rivers' short throw to Woodhead near the front right pylon in the final seconds to preserve the Packers' 27-20 victory on Sunday, overcoming a career performance by Rivers.

The fans inside Lambeau Field erupted with a collective sigh of relief. Green Bay (6-5) survived its biggest scare of the season to stay unbeaten. Rivers set franchise marks with career highs of 43 completions, 65 attempts and 503 yards passing. He threw for two touchdowns for the Chargers (2-4). His 43 completions were the most in NFL history in a loss; he needed one more, at least.

But as the fourth-down play developed, Randall remembered that San Diego ran the same play on second down, but tried to get the ball to Gates. This time, linebacker Clay Matthews covered Gates inside. Woodhead broke outside, with Randall trailing from behind.

The ending overshadowed Rivers' milestone performance. The 12-year veteran hit Pittsburgh's Ben Roethlisberger (2009) for second on the list for most yards passing against the Packers. Only Detroit's Matthew Stafford had more, 520 on Jan. 1, 2012.

It was the most porous outing of the season for the Packers' defense. But the stout pass rush finally caught up to Rivers in the second half. Datone Jones sacked Rivers on third-and-7 from the Packers' 40 to end one drive.

Until then, a Chargers line missing three starters held up well, with Rivers orchestrating a quick-strike offense and finding holes in the secondary. The Packers started strong and finished barely in front. Running back James Starks had touchdowns on a 65-yard run and a 5-yard pass in the first quarter. Green Bay went up for good after quarterback Aaron Rodgers found James Jones for an 8-yard pass in the corner of the end zone for a 24-17 lead with 46 seconds left in the third quarter.

The defense allowed Josh Lambo's 32-yard field goal with 11:14 left. But the Packers came up with their most important stop at the end. The battered Packers offense did just enough. Rodgers was 16 of 29 for 255 yards. At one point, Rodgers had as many completions as Keenan Allen had receptions midway through the fourth quarter. But a hip injury kept Allen sidelined for much of the second half. He wound up with 14 receptions for 157 yards. Rookie running back Melvin Gordon was benched in the second half after two fumbles. He finished with seven carries for 29 yards in a disappointing return to the state where he set records in college with the Wisconsin Badgers.

OFFICIALS — Referee: Walt Anderson (66); Umpire: Butch Hannah (40); Head Linesman: Steve Spillies (22); Line Judge: Byron Boston (18); Side Judge: Laird Hayes (123); Field Judge: Eugene Hall (103); Back Judge: Todd Pukron (30); Replay Official: Billy Smith

STARTING LINEUPS

San Diego Chargers			Green Bay Packers		
Offense	Defense	Special Teams	Offense	Defense	Special Teams
WR 13 K.Ahlin	DE 91 K.Peyes	P 32 M.Gordon	WR 89 J.Jones	DE 98 L.Guion	P 21 J.Starks
LT 75 C.Harston	DT 94 C.Judget	CB 18 P.Rivers	LT 69 D.Bakhtiari	DT 76 M.Daniels	CB 28 M.Crosby
LG 79 K.Wiggins	OLB 54 M.Lingam	CB 17 P.Rivers	LG 71 J.Stilton	LOLB 56 J.Peppers	CB 27 C.Hayward
C 60 T.Robinson	ILB 52 D.Perryman	CB 18 P.Rivers	C 63 C.Linsley	BLB 51 N.Palmer	CB 29 C.Hayward
RG 76 D.Fulker	ILB 56 D.Buller	CB 18 P.Rivers	RG 70 T.Liang	MLB 52 C.Matthews	CB 21 H.Cinton-Dix
RT 72 J.Barkdale	OLB 97 J.Latocha	CB 18 P.Rivers	RT 75 B.Budga	ROLB 96 M.Neal	CB 23 D.Randall
TE 85 A.Gates	LCB 24 B.Thowers	CB 18 P.Rivers	TE 82 K.Rodgers	LCB 23 D.Randall	CB 23 D.Randall
TE 89 L.Green	RCB 22 J.Verrett	CB 18 P.Rivers	WR 88 T.Montgomery	WR 18 R.Cobb	CB 29 C.Hayward
WR 80 M.Floyd	FS 32 E.Weddie	CB 18 P.Rivers	WR 12 A.Rodgers	FS 32 C.Hayward	CB 29 C.Hayward
WR 17 P.Rivers	CB 28 P.Robinson	CB 18 P.Rivers	FS 44 J.Starks	FS 21 H.Cinton-Dix	CB 21 H.Cinton-Dix

GREEN BAY SUBSTITUTIONS — K 2 M.Crosby, P 8 T.Masthay, FB 22 A.Ripkowski, CB 24 Q.Rollins, RB 27 E.Lacy, FB 30 J.Kuhn, S 32 C.Bano, CB 36 L.Gunter, CB 39 D.Goodson, LB 47 J.Harris, LB 55 A.Mulumba, LS 61 M.Pennell, TG 67 D.Barclay, C/6 73 J.Treter, G 79 J.Walker, WR 80 J.Perrill, WR 80 J.Abramson, WR 81 J.Elilott, DE 95 D.Jones. **DID NOT PLAY —** CB 16 S.Tolden, TE 88 K.Backman. **INACTIVES —** QB 7 B.Hundley, WR 17 D.Adams, S 42 M.Burnett, RB 46 A.Harris, LB 53 M.Perry, G 66 L.Taylor, DT 90 B.Raji.

FIELD GOALS (made (1) & missed)

Player	Yards	Result	Player	Yards	Result
J.Lambo	32	Missed	M.Crosby	29	Missed
San Diego Chargers	1	3	Green Bay Packers	7	7

GREEN BAY DEFENSIVE STATISTICS (official)

UT	A	TEL	TT	SK	QBH	FE	FB	INT	PD
9	4	0	13	0-0	0	0	0	0	0
8	0	0	9	0-0	0	1	0	0	0
7	0	0	7	0-0	0	0	0	0	0
6	0	0	6	0-0	0	0	0	0	0
5	0	0	5	0-0	0	0	0	0	0
4	0	0	4	0-0	0	0	0	0	0
3	1	0	3	5-4	2	0	0	0	0
2	1	1	3	5-4	2	1	0	0	0
1	1	1	3	5-4	2	1	0	0	0

San Diego Chargers

Player	Att	Yds	Avg	LG	TD
M.Gordon	7	29	4.1	25	0
B.Oliver	7	23	3.3	6	0
D.Woodhead	7	8	1.1	4	0
Total	21	60	2.9	25	0

Green Bay Packers

Player	Att	Yds	Avg	LG	TD
J.Starks	10	112	11.2	65t	1
A.Rodgers	2	14	7.0	15	0
T.Montgomery	1	4	4.0	4	0
E.Lacy	4	3	.8	3	0
Total	17	133	7.8	65t	1

San Diego Chargers

Player	Att	Yds	Avg	LG	TD
M.Gordon	7	23	3.3	6	0
B.Oliver	7	8	1.1	4	0
D.Woodhead	7	8	1.1	4	0
Total	21	60	2.9	25	0

Green Bay Packers

Player	Att	Yds	Avg	LG	TD
J.Starks	10	112	11.2	65t	1
A.Rodgers	2	14	7.0	15	0
T.Montgomery	1	4	4.0	4	0
E.Lacy	4	3	.8	3	0
Total	17	133	7.8	65t	1

Category	San Diego Chargers	Green Bay Packers	
PUNTING	NO YDS AVG NET TB IN20 LG TD	NO YDS AVG NET TB IN20 LG TD	
M.Schires	3 117 39.0 26.3 1 0 44	T.Masthay	4 162 40.5 42.3 0 2 50
Total	3 117 39.0 26.3 1 0 44	Total	4 162 40.5 42.3 0 2 50
PUNT RETURNS	NO YDS AVG FC LG TD	NO YDS AVG FC LG TD	
J.Jones	2 -7 -3.5 1 -2 0	M.Hyde	2 18 9.0 0 16 0
(out of bounds)	1 0 0.0 0 0 0	(back)	1 0 0.0 0 0 0
Returns	2 -7 -3.5 1 -2 0	Returns	2 18 9.0 0 16 0
KICK RETURNS	NO YDS AVG FC LG TD	NO YDS AVG FC LG TD	
J.Jones	3 55 18.3 0 21 0	J.Abramson	1 30 30.0 0 30 0
(back)	0 0 0.0 0 0 0	T.Montgomery	1 29 29.0 0 29 0
Returns	3 55 18.3 0 21 0	J.Treter	1 0 0.0 0 0 0
RETURNS	OWN FF Rec Yds TD	OWN FF Rec Yds TD	
3 55 18.3 0 21 0	3 59 19.7 0 30 0		
FUMBLES	Fum Lost Rec Yds TD	Fum Lost Rec Yds TD	
M.Gordon 2 1 0 0 0 0	E.Lacy 1 0 0 0 0 0		
D.Fulker 0 0 1 0 0 0	T.Liang 0 0 1 0 0 0		
D.Perryman 0 0 0 0 0 0	H.Cinton-Dix 0 0 0 1 0 0		
Total 2 1 1 0 0 0	M.Neal 0 0 0 0 0 0		
	C.Matthews 1 0 1 0 0 0		
	Total 1 0 1 0 0 0		
TOTAL FIRST DOWNS	Chargers 32 Packers 17	Fgs - PATs had blocked 0-0	
By Rushing 4 4	By Passing 26 11	Net Punting Average 26.3 42.3	
By Penalty 3 3	By Penalty 2 2	TOTAL RETURN YARDS (not inc. kickoffs) 7 18	
THIRD-DOWN EFFICIENCY 9-18-50% 3-9-33%	THIRD-DOWN EFFICIENCY 9-18-50% 3-9-33%	No. and Yards Punt Returns 2-7 2-18	
FOURTH-DOWN EFFICIENCY 1-3-33% 0-0-0%	FOURTH-DOWN EFFICIENCY 1-3-33% 0-0-0%	No. and Yards Kickoff Returns 3-5 3-59	
TOTAL NET YARDS 548 370	TOTAL NET YARDS 548 370	No. and Yards Interception Returns 0-0 0-0	
Total Offensive Plays 89 49	Total Offensive Plays 89 49	PENALTIES Number and Yards 9-76 6-50	
Average gain per offensive play 6.2 7.6	Average gain per offensive play 6.2 7.6	TOUCHDOWNS 2-1 1-0	
NET YARDS RUSHING 60 133	NET YARDS RUSHING 60 133	Rushing 2 1	
Total Rushing Plays 21 17	Total Rushing Plays 21 17	Passing 2 2	
Average gain per rushing play 2.9 7.8	Average gain per rushing play 2.9 7.8	EXTRA POINTS Made-Attempts 2-2 3-3	
Tackles for a loss-number and yards 5-7 2-5	Tackles for a loss-number and yards 5-7 2-5	Kicking Made-Attempts 2-2 3-3	
NET YARDS PASSING 488 237	NET YARDS PASSING 488 237	FIELD GOALS Made-Attempts 2-2 2-2	
Times thrown - yards still to pass 3-15 3-18	Times thrown - yards still to pass 3-15 3-18	RED-ZONE EFFICIENCY 2-6-33% 2-4-50%	
Gross yards passing 503 255	Gross yards passing 503 255	GOAL-TO-GO EFFICIENCY 1-2-50% 1-3-33%	
PASS ATT-COMP-INT 65-43-0 65-43-0	PASS ATT-COMP-INT 65-43-0 65-43-0	SAFETIES 29-16-0 29-16-0	
Average gain per pass play 7.2 7.4	Average gain per pass play 7.2 7.4	FINAL SCORE 27 0	
KICKOFFS Number-In EZ-Touchbacks 4-2-1 6-5-3	KICKOFFS Number-In EZ-Touchbacks 4-2-1 6-5-3	TIME OF POSSESSION 38:00 22:00	
PUNTS Number and Average 3-39.0 4-40.5	PUNTS Number and Average 3-39.0 4-40.5		
Head Blocked 0 0	Head Blocked 0 0		

DENVER -- The Denver Broncos found some offense to go with all that defense, powering their way past the Green Bay Packers. In only the fourth meeting of teams 5-0 or better, Peyton Manning led Brett Favre's NFL record with his 186th regular-season win and Denver's defense rattled Aaron Rodgers into one of the worst games of his career in the Broncos' 29-10 victory Sunday night.

Wearing the blue jerseys they did in beating the Packers for their first Super Bowl win in 1997, the Broncos pried it on in the fourth quarter when DeMarcus Ware sacked Rodgers and the ball ended up in the end zone for a safety.

The Broncos improved to 7-0 for the first time since 1998, when they won the Super Bowl after finishing 14-2.

The Packers (6-1) fell from the unbeaten ranks, throttled not only by the league's stingiest defense but by a quarterback who finally looked like a five-time MVP and not a creaky 39-year-old learning a new system.

Although neither quarterback threw for a touchdown, Manning threw for 340 yards on 21-of-29 passing and the bootlegs worked nicely. Rodgers was sacked three times and the Packers had just 140 yards of total offense to Denver's 500.

Ronnie Hillman ran for two touchdowns and when he was on the sideline with a sore thigh, C.J. Anderson ran through a defense missing Clay Matthews for a 28-yard score, his first of the season, to put Denver up by two TDs late in the third quarter.

Both Matthews and Hillman returned the next series.

Anderson ran for 101 yards and Hillman 60, and Demaryius Thomas caught eight passes for 168 yards.

Also making a sudden appearance in Denver's offense were the tight ends - as targets. Fied up from blocking with the offensive line meshing like it hadn't all season, they gave Manning an option over the middle he'd been missing since losing Julius Thomas and Jacob Tamme to free agency.

Virgil Green caught three passes for 61 yards and Owen Daniels had three for 44.

The Packers came into the game leading the league with 66 first-quarter points, but Rodgers was hit four times on Green Bay's first drive as the Broncos' pass rush hemmed him in and didn't let him loop around for his patented re-sets.

After that, he started getting rid of the ball much quicker, but those quick throws didn't lead to anything until midway through the second quarter when he drove the Packers 80 yards in 10 plays with Eddie Lacy scoring from 2 yards out to make it 17-7 at the half.

Mason Crosby's 56-yard field goal on the first drive after the break pulled the Packers to within a touchdown.

OFFICIALS — Referee: John Parry (132); Umpire: Mark Pellis (131); Head Linesman: Greg Bradley (98); Line Judge: Mark Periman (9); Side Judge: Greg Gautreaux (80); Field Judge: Jabir Walker (26); Back Judge: Perry Paganelli (46); Replay Official: Bob McGrath

STARTING LINEUPS

Green Bay Packers		Denver Broncos	
Offense	Defense	Offense	Defense
WR 17 D.Adams	NOSE 90 B.Hail	WR 88 D.Thomas	DE 95 D.Woole
LT 69 D.Bakhtiari	LT 78 M.Daniels	LT 69 R.Harris	NT 92 S.Williams
LG 71 J.Silton	LOLB 56 J.Perpaps	LG 68 E.Mattins	DE 97 M.Jackson
C 63 C.Linsley	BLB 51 M.Balmer	C 61 M.Paradis	SLB 58 V.Miller
RT 70 T.Lang	MLB 52 C.Matthews	RG 62 L.Vasquez	WLB 94 D.Ware
FB 75 B.Bulaga	ROLB 96 M.Meal	RT 79 M.Schrofield	ILB 54 B.Mershall
TE 82 R.Rodgers	LCB 29 C.Henward	TE 81 O.Daniels	ILB 59 D.Trantham
WR 18 R.Cobb	RCB 37 S.Shields	WR 10 E.Sanders	LOB 21 A.Trath
WR 89 J.Jones	CB 33 W.Hyde	RB 23 R.Hillman	ROB 25 C.Harris
QB 12 A.Rodgers	SS 42 M.Burnett	RB 18 P.Manning	SS 43 T.Ward
RB 27 E.Lacy	FS 21 H.Hinton-Dix	TE 85 V.Green	CB 29 B.Roby

GREEN BAY SUBSTITUTIONS — K 2 M.Crosby, P 8 T.Meshey, QB 16 S.Tozien, FB 22 A.Ripkowsky, CB 23 D.Randall, CB 24 O.Rollins, FB 30 J.Kim, SB 32 C.Bentz, CB 39 D.Goodson, RB 44 J.Starks, RB 47 J.Ryan, LB 48 J.Thomas, LB 53 N.Perry, LS 61 B.Goode, DT 64 M.Peraini, TG 67 D.Bacary, CG 73 J.Fretter, TE 80 J.Perrito, WR 83 J.Jarvis, WR 84 J.Abbaderti, LB 91 J.Elliott, DE 95 D.Jones, DT 98 L.Gilton.

INACTIVES — QB 7 B.Hundley, CB 36 L.Gunter, LB 55 A.Mulumba, G 65 L.Laylor, G 79 J.Walker, TE 86 K.Backman, WR 88 T.Montgomery.

FIELD GOALS (made / missed)

Team	Player	Time	Yards	Result
Green Bay Packers	Mason Crosby	1:00	56	Missed
Denver Broncos	Brian Stoltz	1:00	27	Missed

GREEN BAY DEFENSIVE STATISTICS (Official)

Player	ATT	CMP	YDS	SK	TD	LG	INT	RT
D.Jones	2	1	3	0	0	0	0	0
N.Perry	1	2	3	0	0	0	0	0
L.Gilton	1	3	0	0	0	0	0	0
B.Raji	0	3	0	0	0	0	0	0
J.Pepers	1	1	2	0	0	0	0	0
M.Daniels	1	0	1	0	0	0	0	0
J.Ryan	1	0	0	0	0	0	0	0
D.Gooson	0	0	0	0	0	0	0	0
Totals	51	30	8	81	0-0	4	0	0

UT A TEL TT Sck QBH FF ER Int PD

Player	ATT	CMP	YDS	SK	TD	LG	INT	RT
D.Jones	2	1	3	0	0	0	0	0
N.Perry	1	2	3	0	0	0	0	0
L.Gilton	1	3	0	0	0	0	0	0
B.Raji	0	3	0	0	0	0	0	0
J.Pepers	1	1	2	0	0	0	0	0
M.Daniels	1	0	1	0	0	0	0	0
J.Ryan	1	0	0	0	0	0	0	0
D.Gooson	0	0	0	0	0	0	0	0
Totals	51	30	8	81	0-0	4	0	0

Green Bay Packers

Player	ATT	CMP	YDS	SK	TD	LG	INT	RT
E.Lacy	11	38	3.5	15	1	0	0	0
A.Rodgers	2	31	15.5	17	0	0	0	0
R.Cobb	1	10	10.0	10	0	0	0	0
J.Starks	5	9	1.8	4	0	0	0	0
A.Harris	2	2	1.0	2	0	0	0	0
Total	21	90	4.3	4.3	1	17	0	0

Denver Broncos

Player	ATT	CMP	YDS	SK	TD	LG	INT	RT
Rushing	14	101	7.2	28	1	0	0	0
C.Anderson	19	60	3.2	16	2	0	0	0
R.Hillman	1	-1	-1.0	-1	0	0	0	0
J.Thompson	1	1	1.0	1	0	0	0	0
Total	34	160	4.7	28	3	0	0	0

Green Bay Packers

Player	Fum	Lost	Rec	Yds	TD	FF	Rec	Yds	TD	Bds	Out
J.Jones	1	0	1	0	0	0	0	0	0	0	0
E.Lacy	1	0	1	0	0	0	0	0	0	0	0
A.Rodgers	1	0	1	0	0	0	0	0	0	0	0
R.Rodgers	0	0	1	0	0	0	0	0	0	0	0
Total	3	0	3	0	0	0	0	0	0	0	0

Denver Broncos

Player	Fum	Lost	Rec	Yds	TD	FF	Rec	Yds	TD	Bds	Out
C.Harris	0	0	0	0	0	1	0	0	0	0	0
B.Mershall	0	0	0	0	0	1	0	0	0	0	0
D.Ware	0	0	0	0	0	1	0	0	0	0	0
Total	0	0	0	0	0	3	0	0	0	0	0

TOTAL FIRST DOWNS Packers 14, Broncos 24

By Rushing Packers 7, Broncos 15

By Passing Packers 3, Broncos 3

By Penalty Packers 4, Broncos 0

THIRD-DOWN EFFICIENCY Packers 2-8-25%, Broncos 6-12-50%

FOURTH-DOWN EFFICIENCY Packers 0-0-0%, Broncos 0-0-0%

TOTAL NET YARDS Packers 140, Broncos 500

Total Offense Packers 146, Broncos 633

Average gain per offensive play Packers 3.0, Broncos 7.9

NET YARDS RUSHING Packers 90, Broncos 160

Total Rushing Plays Packers 21, Broncos 34

Average gain per rushing play Packers 4.3, Broncos 4.7

Tackles for a loss-number and yards Packers 1-1, Broncos 6-10

NET YARDS PASSING Packers 50, Broncos 340

Times thrown - yards still to pass Packers 3-27, Broncos 0-0

Gross yards passing Packers 77, Broncos 340

PASS AT-COMP-INT Packers 22-14-0, Broncos 29-21-1

Average gain per pass play Packers 2.0, Broncos 11.7

KICKOFFS Number-In EZ-Touchbacks Packers 4-3-3, Broncos 6-6-4

PUNTS Number and Average Packers 5-46-2, Broncos 3-40-0

Head Blocked Packers 0, Broncos 0

FGs - PATs had blocked Packers 0-0, Broncos 0-0

Net Punting Average Packers 43.8, Broncos 37.0

TOTAL RETURN YARDS (not inc. kickoffs) Packers 9, Broncos 12

No. and Yards Punt Returns Packers 1-9, Broncos 3-12

No. and Yards Kickoff Returns Packers 2-45, Broncos 1-13

No. and Yards Interception Returns Packers 1-0, Broncos 0-0

PENALTIES Number and Yards Packers 2-15, Broncos 11-93

TOUCHDOWNS Packers 1, Broncos 3

Rushing Packers 1, Broncos 3

Passing Packers 0, Broncos 0

EXTRA POINTS Made-Attempts Packers 1-1, Broncos 3-3

Kicking Made-Attempts Packers 1-1, Broncos 3-3

FIELD GOALS Made-Attempts Packers 1-1, Broncos 2-2

RED-ZONE EFFICIENCY Packers 1-1-100%, Broncos 2-3-67%

GOAL-TO-GO EFFICIENCY Packers 1-1-100%, Broncos 2-2-100%

SAFETIES Packers 0, Broncos 1

FINAL SCORE Packers 10, Broncos 29

TIME OF POSSESSION Packers 26:33, Broncos 33:27

CHARLOTTE, N.C. — Cam Newton was determined to protect the Carolina Panthers' house on Sunday at all costs. That meant the fifth-year quarterback taking down the Packers by throwing for three touchdowns and running for another in a 37-29 win.

Newton threw for 297 yards as the Panthers (8-0) took an important step toward securing home-field advantage throughout the NFC playoffs. Every other NFC team has at least two losses, including the Packers (6-2).

Carolina has now won 12 straight regular-season games, including seven straight at home.

Carolina led by 23 points in the fourth quarter before Aaron Rodgers railed Green Bay and nearly gave the Packers a chance to extend the game into overtime.

Rodgers threw for 369 yards and four TDs, but couldn't take advantage of one of Newton's few mistakes: an interception with 3:38 left in the game that gave the Packers the ball at the Carolina 22. Down by 8, Rodgers' fourth-and-goal pass from the Carolina 4 was intercepted by linebacker Thomas Davis.

It capped a frustrating day for the Packers. It was the second straight game the Panthers nearly surrendered a commanding fourth-quarter lead. Carolina lost a 17-point lead on Monday night to Indianapolis before rallying to win 29-26 in overtime. Coach Ron Rivera said the Panthers can't put themselves in that position.

Carolina outscored Green Bay 24-0 in the second quarter to open a 27-7 halftime lead behind three Newton scores. The dual-threat quarterback was dominant in the first half, throwing for 209 yards and two touchdowns and rushing for 37 yards and another score.

The Packers opened the game in man coverage and Newton made them pay right away by finding huge holes to run through for big gains. Carolina also had a bevy of big plays in the passing game. Carolina's first score set up by a 59-yard pass to Jericho Cotchery. Newton gave Carolina the lead for good at 10-7 with a 52-yard pass to rookie Devin Funchess leading to a 7-yard TD pass to Greg Olsen. Later, he came back with a 39-yard touchdown strike to Corey Brown with 41 seconds left in the half.

He also scored his 38th career TD rushing in the first half, moving into a tie for second place all-time among quarterbacks with Kordell Stewart. Only Steve Young (43) has more.

Newton repeatedly vented after rookie cornerback Damarious Randall, and the Panthers, despite playing without top defensive end Charles Johnson, kept pressure on Rodgers all day.

Still, Rodgers wouldn't give in. He 29-yard TD pass to James Starks and a 2-point conversion toss to Dante Adams cut the lead to 15. Then, on fourth-and-14, Rodgers rolled to his left evading three pass rushers and fired over the middle on the run to James Jones for a 36-yard completion to keep Green Bay's hopes alive. Rodgers completed the drive with a 3-yard pass to Richard Rodgers, his second touchdown of the game, to cut the lead to 37-29.

OFFICIALS — Referee: Gene Steratore (114); Umpire: Barry Anderson (20); Head Linesman: Ed Walker (123); Line Judge: Gary Arthur (108); Side Judge: Bob Waggoner (25); Field Judge: Mike Weatherford (116); Back Judge: Dino Paganeli (105); Replay Official: Darryll Lewis

STARTING LINEUPS

Green Bay Packers		Carolina Panthers	
Offense	Defense	Offense	Defense
WR 17 D.Akins	DE 98 L.Balon	WR 19 T.Ginn	LDE 94 K.Ealy
LT 69 D.Dakari	MOSE 90 B.Haji	LT 73 M.Oher	LDT 98 S.Lobulele
LG 71 J.Shton	DT 76 M.Daniels	LG 66 A.Silatu	RDT 99 K.Short
C 63 C.Linsley	LOB 96 M.Neal	C 67 R.Kail	RDE 66 J.Alien
RG 70 T.Lano	BLB 51 N.Palmer	RG 70 T.Turner	SLB 54 S.Thompson
RT 75 B.Buaga	MLB 52 C.Matthews	RT 82 G.Olsen	MLB 58 L.Kuehly
TE 82 R.Rodgers	ROLB 56 J.Peppers	TE 88 G.Olsen	TE 88 G.Olsen
WR 18 R.Cobb	RCB 23 C.Hayward	WR 10 C.Brown	LCB 31 J.Norman
OB 12 A.Rodgers	LCB 23 D.Randall	OB 1 C.Newton	RCB 24 C.Tillman
FB 27 J.Kuhn	SS 42 M.Barnett	FB 28 E.Dickson	SS 41 K.Holper
RB 30 J.Klein	FS 21 H.Ginton-Dix	FS 24 J.Stewart	FS 20 K.Coleman

GREEN BAY SUBSTITUTIONS — K 2 M.Crosby, P 8 T.Masthay, FB 22 A.Ripkowski, S 32 C.Banio, DB 33 M.Hyde, CB 36 L.Gunter, CB 39 D.Goodson, RB 44 J.Starks, LB 47 J.Perry, LB 48 J.Thomas, LB 53 N.Perry, LB 64 M.Perrina, LB 67 B.Barclay, C/G 73 J.Treter, G 79 J.Walker, TE 80 J.Perrilo, WR 83 J.Janis, WR 84 J.Abbott, DT 95 D.Jones, DE 96 J.Elliott, DE 99 D.Jones, **DID NOT PLAY** — OB 16 S.Torlen, **INACTIVES** — OB 7 B.Hundley, CB 24 O.Rollins, CB 37 S.Shields, LB 55 A.Mulumba, G 65 L.Taylor, TE 86 K.Backman, WR 88 T.Montgomery.

FIELD GOALS (made / & missed)

Visitor	Home
Green Bay Packers	1 / 3
Carolina Panthers	3 / 4

GREEN BAY DEFENSIVE STATISTICS (Official)

UT	A	TEL	TT	SK	QBH	FF	FB	INT	PD
M.Burnett	6	3	1	9	0-0	1	0	0	2
N.Perry	5	2	1	7	0-0	0	0	0	1
C.Matthews	4	3	0	7	0-0	0	0	0	0
H.Clinton-Dix	3	4	0	7	0-0	0	0	0	0
J.Ryan	4	2	1	6	0-0	0	0	0	0
D.Randall	5	0	0	5	0-0	0	0	1	4
D.Goodson	4	1	0	5	0-0	0	0	0	0
M.Daniels	4	0	1	4	0-0	1	0	0	0
C.Hayward	2	1	1	3	0-0	0	0	0	1
Totals	43	24	5	67	0-0	4	0	0	1-4

Green Bay Packers		Carolina Panthers	
RUSHING	PASSING	RUSHING	PASSING
ATT	ATT	ATT	ATT
J.Starks 10	A.Rodgers 48	J.Stewart 20	C.Newton 30
A.Rodgers 4	D.Randall 48	C.Newton 9	M.Tobert 2
E.Lacy 5	Total 25	F.Whitaker 3	J.Webb 1
		M.Tobert 2	C.Brown 1
		J.Webb 1	Total 36
		C.Brown 1	
		Total 130	

YDS	AVG	LG	IN	RT
399	14.8	53	4	4
48	25	369	5/38	4
53	1	96.6	1	96.6
53	4	53	1	96.6
4	53	1	96.6	

NO	YDS	AVG	NET	TD
8	357	44.6	40.3	0
8	357	44.6	40.3	0
8	357	44.6	40.3	0

NO	YDS	AVG	FC	LG	TD
4	18	4.5	1	15	0
4	18	4.5	1	15	0
4	18	4.5	1	15	0

NO	YDS	AVG	FC	LG	TD
3	71	23.7	0	30	0
3	71	23.7	0	30	0
3	71	23.7	0	30	0

Fum	Lost	Rec	Yds	TD	FF	Rec	Yds	TD	Bds
1	0	1	0	0	0	0	0	0	0
1	0	1	0	0	0	0	0	0	0
1	0	1	0	0	0	0	0	0	0

Visitor	Home
21	20
3	9
16	10
2	1
3-14-21%	5-15-33%
2-3-67%	0-0-0%
402	427
72	66
5.6	6.5
71	130
19	36
3.7	3.6
-2.2	-5.24
331	297
5-38	0-0
369	297
48-25-1	30-15-1
6.2	9.9
5-3-3	8-7-5
8-44-6	6-48-2
0	0

Visitor	Home
21	20
3	9
16	10
2	1
3-14-21%	5-15-33%
2-3-67%	0-0-0%
402	427
72	66
5.6	6.5
71	130
19	36
3.7	3.6
-2.2	-5.24
331	297
5-38	0-0
369	297
48-25-1	30-15-1
6.2	9.9
5-3-3	8-7-5
8-44-6	6-48-2
0	0



84 Jared Abbrederis, WR, 2nd Year, Wisconsin

- Spent his entire rookie season on injured reserve in 2014 after sustaining a season-ending knee injury early in training camp.
- Finished his career at Wisconsin tied for the school record for receptions (202) and ranked No. 2 all-time in receiving yards (3,140) and TD catches (23).
- Caught a school-record 78 passes for 1,081 yards (13.9 avg.) and seven TDs as a senior in 2013, just the fourth 1,000-yard receiving season in Badgers history, on his way to being named a first-team All-Big Ten selection.

2015 SEASON: Has played in three games and dressed but did not play in another...Has returned two kickoffs for 52 yards (26.0 avg.)...Was signed to the 53-man roster on Oct. 3 after spending the first three games on the team's practice squad.

► **at San Francisco 49ers (Oct. 4):** Dressed, but did not play.

► **vs. St. Louis Rams (Oct. 11):** Made his NFL debut, appearing on the final snap of the game as the Packers ran out the clock.

► **vs. San Diego Chargers (Oct. 18):** Played three snaps on offense and also took over as the kickoff returner after WR Ty Montgomery departed in the second quarter due to an ankle injury...Posted a 30-yard return on his first career return on the opening kick of the second half.

► **at Denver Broncos (Nov. 1):** Had a 22-yard kickoff return in the fourth quarter.

► **at Carolina Panthers (Nov. 8):** Played three snaps on offense and six on special teams.

17 Davante Adams, WR, 2nd Year, Fresno State

- Played in all 16 games with 11 starts as a rookie in 2014, hauling in 38 receptions for 446 yards (11.7 avg.) and three TDs.
- Registered 121 receiving yards in the Week 13 win vs. New England, the most by a Green Bay rookie since WR Sterling Sharpe's 124-yard effort vs. Detroit on Nov. 20, 1988.
- Set franchise postseason single-game records for the most catches and receiving yards by a rookie when he posted seven grabs for 117 yards (16.7 avg.) and a TD in the NFC Divisional playoff victory vs. Dallas.

2015 SEASON: Has started all five games he has played in and has 17 receptions for 193 yards (11.4 avg.)...Was inactive for three games (Weeks 4-6) due to an ankle injury.

► **at Chicago Bears (Sept. 13):** Started and led the team with 59 receiving yards on four catches (14.8 avg.), highlighted by his 25-yard sideline grab early in the third quarter down to the Chicago 6 that set up QB Aaron Rodgers' 1-yard TD pass to WR James Jones two plays later... Added a 21-yard grab in the second quarter...With 34 seconds remaining and the Packers leading 31-23, fielded K Robbie Gould's onside kick at the Chicago 46 to seal the victory.

► **vs. Seattle Seahawks (Sept. 20):** Started and played 56 snaps, leaving the game in the second quarter due to an ankle injury but later returning to the field...Caught five passes for 33 yards (6.6 avg.).

► **vs. Kansas City Chiefs (Sept. 28):** Was limited to just three snaps after re aggravating the ankle injury on the first possession of the game as he went up for a pass attempt on third down.

► **at San Francisco 49ers (Oct. 4):** Inactive (ankle), the first game he had missed in his career due to injury.

► **vs. St. Louis Rams (Oct. 11):** Inactive (ankle).

► **vs. San Diego Chargers (Oct. 18):** Inactive (ankle).

► **at Denver Broncos (Nov. 1):** Returned to action, appearing on 51 of 53 plays...Caught one pass for 8 yards.

► **at Carolina Panthers (Nov. 8):** Matched his career high with a team-leading seven catches for 93 yards (13.3 avg.), with four of the receptions going for first downs...Had a 40-yard catch down to the Carolina 9 on the final play of the first half as time expired, the second-longest catch of his career, as he came back to make the catch with CB Charles Tillman covering him...Caught his first career two-point conversion in the fourth quarter, making the grab with Tillman blanketing him in coverage.

86 Kennard Backman, TE, Rookie, Alabama-Birmingham

• Started 37 of 48 games played in his four-year career at the University of Alabama-Birmingham.

• Finished his career with 96 receptions for 979 yards (10.2 avg.) and seven touchdowns. Registered at least one catch in 25 of his final 26 games.

• Set career highs in starts (12), receptions (team-high 39) and receiving yards (399) as a senior, earning second-team All-Conference USA honors.

2015 SEASON: Has played in two games, dressed but did not play in one contest and has been inactive for four others (Weeks 1-3, 8-9).

► **at Chicago Bears (Sept. 13):** Inactive (healthy scratch).

► **vs. Seattle Seahawks (Sept. 20):** Inactive (healthy scratch).

► **vs. Kansas City Chiefs (Sept. 28):** Inactive (healthy scratch).

► **at San Francisco 49ers (Oct. 4):** Made his NFL debut, appearing on three plays on offense.

► **vs. St. Louis Rams (Oct. 11):** Played three snaps on offense.

► **vs. San Diego Chargers (Oct. 18):** Dressed, but did not see any action.

► **at Denver Broncos (Nov. 1):** Inactive (healthy scratch).

► **at Carolina Panthers (Nov. 8):** Inactive (healthy scratch).

69 David Bakhtiari, T, 3rd Year, Colorado

• Has started all 40 regular-season games at left tackle for the Packers in his first two-plus seasons in the league and was named a Pro Bowl alternate in 2014.

• In 2013, became the first rookie to start every game at LT for Green Bay since the league went to a 16-game schedule in 1978.

• By starting at San Francisco in the 2013 season opener, he became just the fourth Green Bay rookie to start at LT in Week 1 since the 1970 AFL-NFL merger and the first since Ken Ruettggers in 1985.

2015 SEASON: Has started all eight games at LT...Part of a line that has helped the Packers rank No. 10 in the league in scoring (25.4 ppg), No. 13 in rushing (115.6 ypg) and No. 2 in giveaways (six)...Has played every offensive snap this season, one of only two Packers (C Corey Linsley) to do so through Week 9.

► **at Chicago Bears (Sept. 13):** Started at LT and played all 60 snaps as the offensive line didn't allow a sack of QB Aaron Rodgers...Protected Rodgers as he threw for 189 yards and three TDs on 18-of-23 passing for a 140.5 passer rating...Helped clear holes for a ground game that produced 133 yards on 30 carries (4.4 avg.), highlighted by RB Eddie Lacy's 85 yards on 19 attempts (4.5 avg.).

► **vs. Seattle Seahawks (Sept. 20):** Started at LT and played all 71 snaps...Helped protect Rodgers as he connected on 25 of 33 passes for 249 yards and two TDs with no INTs for a 116.9 passer rating...With Lacy departing after just eight snaps due to an ankle injury, helped clear holes for RB James Starks as he racked up 95 yards on 20 carries (4.8 avg.)... With 127 yards as a team on 29 attempts (4.4 avg.), it marked the first time since 2004 that the Packers posted 125-plus rushing yards in both of the first two games.

► **vs. Kansas City Chiefs (Sept. 28):** Started at LT and played all 76 snaps...Protected Rodgers as the line allowed just one sack to a Kansas City defense that had registered eight sacks in the first two games...Helped give Rodgers time to complete 24 of 35 passes for 333 yards and five TDs with no INTs, the fourth game of his career with five-plus TD passes, a franchise record...Also helped clear holes for a rushing attack that delivered 123 yards on 32 attempts (3.8 avg.).

► **at San Francisco 49ers (Oct. 4):** Started at LT and played all 73 snaps, helping the Packers rush for a season-high 162 yards and a TD on 33 attempts (4.9 avg.)...It marked the fourth straight 120-yard rushing effort by the Packers, the first time they had cleared that mark in each of the first four games since 1971...Helped the Packers control the clock for a season-high 36:34.

► **vs. St. Louis Rams (Oct. 11):** Started at LT and appeared on all 62 snaps...Part of a line that gave up just two sacks to a St. Louis defense that entered the game tied for No. 2 in the league in the category with 17

in the first four contests.

►vs. **San Diego Chargers (Oct. 18):** Started at LT and played all 53 snaps...Helped the Packers post 133 rushing yards on just 17 carries, a 7.8-yard average that was the best by Green Bay since Oct. 10, 2010, at Washington (9.2, 17-157)...Helped clear the way for Starks' 112 yards on just 10 carries (11.2 avg.), the best yards-per-carry average by an NFL back this season (min. 10 att.).

►at **Denver Broncos (Nov. 1):** Started at LT and appeared on all 53 plays.

►at **Carolina Panthers (Nov. 8):** Started at and played all 77 snaps...Helped protect Rodgers as he threw for a season-high 369 yards and four TDs on 25-of-48 passing.

32 Chris Banjo, S, 2nd Year, Southern Methodist

• Finished the 2014 season on the active roster, recording three special teams tackles in the final three regular-season games. Tied for second on the team with three special teams tackles in two postseason contests. Spent the first 13 games of the 2014 season on the practice squad.

• Appeared in 16 games with one start as a rookie in 2013, recording 15 tackles (12 solo) and a pass defensed. Finished second on the team with 10 tackles on special teams.

• Was one of three rookie free agents to make the 2013 opening-day roster after a strong preseason that saw him rank fifth on the team with 10 tackles (nine solo) and a sack.

2015 SEASON: Has appeared in all eight games with one start...Has posted four solo tackles and a pass defensed on defense...Leads the team with 13 tackles on special teams.

►at **Chicago Bears (Sept. 13):** Played 14 snaps on special teams.

►vs. **Seattle Seahawks (Sept. 20):** Appeared on 19 plays on special teams and recorded a tackle.

►vs. **Kansas City Chiefs (Sept. 28):** Started the second game of his NFL career as the Packers opened up with three safeties...Appeared on 33 plays on defense and registered two solo tackles and a pass defensed...On the Chiefs' second possession of the game, made a two-handed deflection of QB Alex Smith's pass intended for WR Jeremy Maclin on third down near the sideline to force a three-and-out...Was tied for the team lead and matched his career high with three tackles on special teams

►at **San Francisco 49ers (Oct. 4):** Played 19 snaps on special teams, which was tied for the team high, and four on defense...Registered a team-high two tackles on special teams.

►vs. **St. Louis Rams (Oct. 11):** Played 31 snaps on defense and recorded a solo tackle...Also was tied for the team lead with 22 snaps on special teams and registered a tackle.

►vs. **San Diego Chargers (Oct. 18):** Led the team with three tackles on special teams, which matched his career high...Posted a stop of WR Jacoby Jones for a 2-yard loss on a third-quarter punt return when he brought him down at the San Diego 21...Also played 18 snaps on defense and registered a solo tackle.

►at **Denver Broncos (Nov. 1):** Registered two tackles on special teams, tying for the team lead.

►at **Carolina Panthers (Nov. 8):** Played 27 snaps on special teams and registered a tackle.

67 Don Barclay, T/G, 4th Year, West Virginia

• Missed the entire 2014 campaign after sustaining a season-ending knee injury in practice on Aug. 5, 2014.

• Started a career-high 14 games at right tackle in 2013.

• Appeared in all 16 contests in 2012, the only Green Bay rookie on the offensive side of the ball to do so, and opened the final four regular-season games and both playoff contests at RT.

2015 SEASON: Has played in all eight games with three starts at RT...Part of a line that has helped the Packers rank No. 10 in the league in scoring (25.4 ppg), No. 13 in rushing (115.6 ypg) and No. 2 in giveaways (six).

►at **Chicago Bears (Sept. 13):** Played five snaps on special teams, appearing on the line on extra points and K Mason Crosby's lone FG of the afternoon.

►vs. **Seattle Seahawks (Sept. 20):** Started at RT in place of an

injured Bryan Bulaga (knee) and played all 71 snaps, his first start since the 2013 season finale at Chicago...Helped protect Rodgers as he connected on 25 of 33 passes for 249 yards and two TDs with no INTs for a 116.9 passer rating...With RB Eddie Lacy exiting the game after just eight snaps due to an ankle injury, helped clear holes for RB James Starks as he racked up 95 yards on 20 carries (4.8 avg.).

►vs. **Kansas City Chiefs (Sept. 28):** Started at RT and played all 76 snaps...Protected Rodgers as the line allowed just one sack to a Kansas City defense that had registered eight sacks in the first two games...Was matched up with three-time Pro Bowl LB Justin Houston for much of the evening and did not allow him to record a sack...Helped give Rodgers time to complete 24 of 35 passes for 333 yards and five TDs with no INTs, the fourth game of his career with five-plus TD passes, a franchise record...Also helped clear holes for a rushing attack that delivered 123 yards on 32 attempts (3.8 avg.).

►at **San Francisco 49ers (Oct. 4):** Started at RT for the third straight game and played all 73 snaps, helping the Packers rush for a season-high 162 yards and a TD on 33 attempts (4.9 avg.)...It marked the fourth straight 120-yard rushing effort by the Packers, the first time they had cleared that mark in each of the first four games since 1971...Helped the Packers control the clock for a season-high 36:34.

►vs. **St. Louis Rams (Oct. 11):** Played six snaps at RG in the first half in place of an injured T.J. Lang (knee), and also played five snaps on special teams.

►vs. **San Diego Chargers (Oct. 18):** Appeared on nine plays on special teams.

►at **Denver Broncos (Nov. 1):** Played the final two snaps of the game at RG in place of Lang (coach's decision), and appeared on eight plays on special teams.

►at **Carolina Panthers (Nov. 8):** Played 11 snaps on special teams.

58 Sam Barrington, LB, 3rd Year, South Florida

• Started seven of 14 games played in 2014 (four at MLB, three at BLB) and recorded 68 tackles, one sack, four QB hits, five pressures and two passes defensed as well as three tackles on special teams.

• Led Green Bay in both tackles (15) and solo tackles (12) in the 2014 postseason.

• Appeared in seven games as a rookie in 2013, seeing time exclusively on special teams before sustaining a season-ending hamstring injury vs. Chicago in Week 9.

2015 SEASON: Started in Week 1 at Chicago, but saw his season come to an end due to an ankle injury sustained in the game...Was placed on injured reserve on Sept. 15.

►at **Chicago Bears (Sept. 13):** Started at BLB, but departed the game in the first quarter due to an ankle injury that would end his season...Recorded one solo tackle.

93 Josh Boyd, DT, 3rd Year, Mississippi State

• Played in 15 games with four starts in 2014, recording 34 tackles (18 solo), four QB hits and four pressures. Also started one of two postseason contests.

• Appeared in nine games as a rookie in 2013, seeing increased playing time down the stretch as he was active for the final seven contests.

• Posted eight tackles (four solo) on the season, with an additional two tackles (one solo) in the NFC Wild Card game vs. San Francisco.

2015 SEASON: Played in two games, seeing time on defense and special teams...Was placed on injured reserve (ankle) on Sept. 21.

►at **Chicago Bears (Sept. 13):** Played 23 snaps on defense, registering one solo tackle, and five snaps on special teams.

►vs. **Seattle Seahawks (Sept. 20):** Played three snaps on defense and two on special teams, but sustained an ankle injury in the second quarter that sidelined him for the remainder of the game and would end his season.

75 Bryan Bulaga, T, 6th Year, Iowa

- Started all 15 games he appeared in last season, a career high, and helped the offense rank No. 1 in the league in scoring (30.4 ppg), No. 6 in yards per game (386.1) and tied for No. 1 in giveaways with a franchise-record 13.
- Played in 37 games with 33 starts at right tackle in his first three seasons as a pro.

2015 SEASON: Has started at RT in the five games he has played in, playing every offensive snap in those five contests...Was sidelined for three contests (Weeks 2-4) due to a knee injury sustained in practice...Part of a line that has helped the Packers rank No. 10 in the league in scoring (25.4 ppg), No. 13 in rushing (115.6 ypg) and No. 2 in giveaways (six).

▶**at Chicago Bears (Sept. 13):** Started at RT and played all 60 snaps as the offensive line didn't allow a sack of QB Aaron Rodgers...Protected Rodgers as he threw for 189 yards and three TDs on 18-of-23 passing for a 140.5 passer rating...Helped clear holes for a ground game that produced 133 yards on 30 carries (4.4 avg.), highlighted by RB Eddie Lacy's 85 yards on 19 attempts (4.5 avg.).

▶**vs. Seattle Seahawks (Sept. 20):** Inactive due to a knee injury sustained in practice on Sept. 16.

▶**vs. Kansas City Chiefs (Sept. 28):** Inactive (knee).

▶**at San Francisco 49ers (Oct. 4):** Inactive (knee).

▶**vs. St. Louis Rams (Oct. 11):** Returned to action, starting at RT and appearing on all 62 snaps...Part of a line that gave up just two sacks to a St. Louis defense that entered the game tied for No. 2 in the league in the category with 17 in the first four contests.

▶**vs. San Diego Chargers (Oct. 18):** Started at RT and played all 53 snaps...Helped the Packers post 133 rushing yards on just 17 carries, a 7.8-yard average that was the best by Green Bay since Oct. 10, 2010, at Washington (9.2, 17-157)...Helped clear the way for Starks' 112 yards on just 10 carries (11.2 avg.), the best yards-per-carry average by an NFL back this season (min. 10 att.)...On Green Bay's first offensive snap, sealed OLB Jerry Attaochu to help clear a lane for Starks on a toss play that picked up 25 yards.

▶**at Denver Broncos (Nov. 1):** Started at RT and appeared on all 53 plays.

▶**at Carolina Panthers (Nov. 8):** Started at RT and played all 77 snaps...Helped protect Rodgers as he threw for a season-high 369 yards and four TDs on 25-of-48 passing.

42 Morgan Burnett, S, 6th Year, Georgia Tech

- Has started 69 games (including playoffs) between the two safety positions since 2011.
- Recorded his fourth straight 100-tackle season in 2014 with a team-high 125 tackles (99 solo).
- Is the only Packer to surpass 100 tackles each of the last four seasons (2011-14).

2015 SEASON: Has played in and started three games, and has 15 tackles (nine solo), two QB hits, a pressure and two passes defended...Was inactive for five contests (Weeks 2-6) due to a calf injury.

▶**at Chicago Bears (Sept. 13):** Inactive (calf).

▶**vs. Seattle Seahawks (Sept. 20):** Returned to action, starting at SS...Was one of four defenders to play all 60 snaps on the evening...Registered two solo tackles and helped limit RB Marshawn Lynch to just 41 yards on 15 carries (2.7 avg.).

▶**vs. Kansas City Chiefs (Sept. 28):** Inactive (calf), re aggravating the injury during practice on Sept. 25.

▶**at San Francisco 49ers (Oct. 4):** Inactive (calf).

▶**vs. St. Louis Rams (Oct. 11):** Inactive (calf).

▶**vs. San Diego Chargers (Oct. 18):** Inactive (calf).

▶**at Denver Broncos (Nov. 1):** Returned to action and played all 67 snaps, finishing with four tackles (one solo), a QB hit and a pressure.

▶**at Carolina Panthers (Nov. 8):** Started and played 66 of 67 snaps, posting a season-high nine tackles (six solo) to lead the team...Also tied for the team lead with two passes defended and added a QB hit...Drilled WR Joe Webb for a 1-yard loss on a Wildcat run in the second quarter.

21 Ha Ha Clinton-Dix, S, 2nd Year, Alabama

- Played in all 16 games in 2014, starting the final 10 (nine at FS, one at SS). It was the most starts by a Green Bay rookie safety since Nick Collins opened all 16 in 2005.

- Ranked No. 2 on the team in tackles with 95 (73 solo) and was named to the PFWA's All-Rookie team.

- Started both postseason contests and was tied for No. 2 on the team with 13 tackles while leading the Packers with two interceptions.

2015 SEASON: Has started all eight games at FS and has registered a team-high 62 tackles (49 solo), an interception, a forced fumble and two passes defended...Has played every defensive snap this season, the only Packer to do so through eight games...Has led the team in tackles in three games this season.

▶**at Chicago Bears (Sept. 13):** Started at FS and was one of three defensive players to play all 77 snaps on the afternoon...Led the safeties with six tackles (five solo), and added two tackles on special teams.

▶**vs. Seattle Seahawks (Sept. 20):** Started at FS and played all 60 snaps, one of four Green Bay defenders to do so...Led the defense with a season-high nine tackles (seven solo) and helped limit RB Marshawn Lynch to just 41 yards on 15 carries (2.7 avg.).

▶**vs. Kansas City Chiefs (Sept. 28):** Started at FS and played all 71 snaps, one of only two defenders to do so...Led the team with nine tackles (six solo) and helped limit Chiefs RB Jamaal Charles to just 49 yards on 11 carries (4.5 avg.), with a long run of 13 yards.

▶**at San Francisco 49ers (Oct. 4):** Started at FS and played all 50 snaps, leading the team in tackles for the third straight game with eight stops (seven solo)...Helped limit the 49ers to just 196 yards of total offense and QB Colin Kaepernick to a 55.4 passer rating (13 of 25, 160 yards, one INT).

▶**vs. St. Louis Rams (Oct. 11):** Started at FS and played all 71 snaps, matching his season high with nine tackles (eight solo)...Registered the second INT of his career when he made a diving catch on a QB Nick Foles pass that was intended for TE Lance Kendricks at the goal line and deflected off the hands of LB Joe Thomas...Helped limit Foles to a 23.8 passer rating as he completed only 11 of 30 passes for 141 yards and one TD with a career-high four INTs (previous high was two INTs).

▶**vs. San Diego Chargers (Oct. 18):** Played all 92 snaps and finished second on the team with nine tackles (all solo) and a pass defended...Broke up a Philip Rivers pass intended for TE Ladarius Green in the end zone early in the second quarter on a drive that would result in a turnover on downs...Registered his first career forced fumble when he came up the middle with a little over six minutes remaining in the first half to jar the ball loose from RB Melvin Gordon on a first-down run, a fumble that was recovered by LB Clay Matthews at the San Diego 34.

▶**at Denver Broncos (Nov. 1):** Appeared on all 67 plays and registered five tackles (four solo).

▶**at Carolina Panthers (Nov. 8):** Played all 67 snaps, one of three Green Bay defenders to do so, and registered seven tackles (three solo).

18 Randall Cobb, WR, 5th Year, Kentucky

- Started all 16 games in 2014 and posted career highs in catches (91), receiving yards (1,287) and receiving TDs (12) on his way to earning his first career Pro Bowl selection (injury replacement for WR Dez Bryant).

- Became just the fifth player in franchise history to register 90-plus receptions in a season, joining WRs Sterling Sharpe, Robert Brooks, Donald Driver and Jordy Nelson.

- Has caught 16 TD passes since 2014, which is tied for No. 2 in the NFL over that span behind only Patriots TE Rob Gronkowski (17).

2015 SEASON: Has started all eight games and leads the team with 40 catches for 476 yards (11.9 avg.) and five TDs...Has 22 rushing yards on two attempts (11.0 avg.).

▶**at Chicago Bears (Sept. 13):** Started and appeared on 54 of 60 snaps as he played through an injured shoulder...Led the team with five catches for 38 yards (7.6 avg.), highlighted by a 5-yard TD catch early in the fourth quarter that gave the Packers a 24-16 lead...Was lined up in the slot on the play and beat CB Sherrick McManis on an out-and-up move, getting both feet in bounds on the side of the end zone despite being interfered with by McManis.

►**vs. Seattle Seahawks (Sept. 20):** Led the team with eight receptions for 116 yards (14.5 avg.), with six of the catches going for first downs...Had a 22-yard grab over the middle on Green Bay's opening drive, making a move to elude LB Bobby Wagner as he freed himself to make the grab...Later made a 25-yard grab down to the Seattle 10 late in the first half, a catch that helped set up K Mason Crosby's 18-yard FG to put Green Bay up, 13-3, at the break...Was lined up in the left slot on the play and a scrambling Rodgers found him as he came across the field and got behind Wagner to make the catch.

►**vs. Kansas City Chiefs (Sept. 28):** Caught a career-high three TD passes, becoming the first Packer to do so since Jones caught three at Chicago on Dec. 16, 2012...Finished with seven catches for 91 yards (13.0 avg.), with six of his catches going for first downs and two for 25-plus yards...Joined Jones to become the first Packers to register four TD catches in the first three games of the season since TE Keith Jackson did so in 1996...On his first TD catch, was lined up in the right slot against S Tyvon Branch and ran an out route with WR Ty Montgomery setting a pick for him...Caught the ball at the 1-yard line and fought off Branch to break the plane for the 3-yard score...Scored on a 4-yard TD pass midway through the third quarter, lining up in the slot against CB Marcus Cooper and then catching a quick out in the flat before taking it in for his second TD...Posted his career-high third TD catch of the night early in the fourth quarter...Lined up in the slot once again, caught another quick pass in the flat for the 4-yard score.

►**at San Francisco 49ers (Oct. 4):** Was tied for the team lead with five receptions for 44 yards (8.8 avg.), including a 19-yard grab in the first quarter on Green Bay's opening TD drive...Was lined up in the right slot and beat DB Jimmie Ward to make a catch over the middle and then took it down the sideline to the San Francisco 11 to set up Rodgers' 9-yard TD pass to TE Richard Rodgers two plays later.

►**vs. St. Louis Rams (Oct. 11):** Started and played 54 of 62 snaps, catching three passes for 23 yards (7.7 avg.).

►**vs. San Diego Chargers (Oct. 18):** Started and played 48 of 53 snaps, hauling in two passes for 38 yards (19.0 avg.), including a 26-yard grab in the third quarter...Came out of his position from the slot and bounced his route to the outside as ILB Denzel Perryman lost his footing and took it down the right sideline to the San Diego 39 on a drive that would be capped off with Rodgers' 8-yard TD pass to Jones.

►**at Denver Broncos (Nov. 1):** Started and played 51 of 53 snaps...Led the team with six catches for 27 yards (4.5 avg.) and added a 10-yard run down to Denver's 22-yard line in the second quarter on Green Bay's lone TD drive.

►**at Carolina Panthers (Nov. 8):** Led the team with 99 yards receiving on four catches (24.8 avg.), with all four of his receptions going for first downs...On Green Bay's opening drive of the second half, was lined up in the slot and ran an out-and-up route on CB Bene Benwikere, hauling in a perfectly thrown pass from Rodgers down the sideline near the Carolina 35 before outrunning Benwikere and S Kurt Coleman on his way to the end zone.

2 Mason Crosby, K, 9th Year, Colorado

• With 1,092 career points, ranks No. 1 on the all-time franchise scoring list, having surpassed K Ryan Longwell (1,054) in Week 2 vs. Seattle.

• Set an NFL record with 1,037 points in his first eight seasons (2007-14), topping the previous league record held by New England K Stephen Gostkowski (1,023, 2006-2013).

• Holds the all-time franchise mark for combined points (regular season/postseason) with 1,193.

• Is one of only three players in league history to register three or more 140-point seasons (Gostkowski, David Akers).

• Has kicked the seven longest FGs in franchise history.

2015 SEASON: Has connected on 11 of 12 field-goal attempts and all 22 extra points...Leads the team with 55 points on the season...Has registered 25 touchbacks on 43 kickoffs (58.1 percent).

►**at Chicago Bears (Sept. 13):** Connected on his lone FG attempt of the afternoon, a 37-yarder in the second quarter, and all four of his extra-point attempts...Posted three touchbacks on six kickoffs.

►**vs. Seattle Seahawks (Sept. 20):** Made all four of his FG attempts,

including a 21-yarder with just under two minutes remaining that gave Green Bay a 10-point lead (27-17) and made him the all-time leading scorer in franchise history as he surpassed Longwell (1,054) for the career mark...Drilled a 54-yard FG in the first quarter, the 24th of his career from 50-plus yards.

►**vs. Kansas City Chiefs (Sept. 28):** Posted eight points, connecting on all five of his extra points and his lone FG attempt of the evening, a 44-yarder in the second quarter that extended Green Bay's lead to 17-7...Registered three touchbacks on his seven kickoffs.

►**at San Francisco 49ers (Oct. 4):** Made a 31-yard FG late in the third quarter to put Green Bay up 17-3...Registered three touchbacks on four kickoffs...Missed his first field goal of the season, a 44-yarder that went wide left at the end of the first half.

►**vs. St. Louis Rams (Oct. 11):** Made his lone FG attempt of the afternoon, a 35-yarder with just over a minute remaining in the game to put Green Bay up, 24-10...The FG was the 277th attempt of his career as he tied Longwell for the career franchise record...Connected on a 47-yarder early in the fourth quarter, but the kick was wiped out by a penalty...Registered four touchbacks on five kickoffs.

►**vs. San Diego Chargers (Oct. 18):** Connected on both of his FG attempts, a 23-yarder in the second quarter and a 28-yarder with 2:37 remaining to put Green Bay up by seven points (27-20)...His 23-yard FG was the 278th attempt of his career as he surpassed Longwell (277) for the franchise record.

►**at Denver Broncos (Nov. 1):** Drilled a 56-yard FG in the third quarter, his seventh career FG of 55-plus yards...Registered touchbacks on all three of his kickoffs.

►**at Carolina Panthers (Nov. 8):** Made all three extra-point attempts and registered three touchbacks on five kickoffs.

76 Mike Daniels, DT, 4th Year, Iowa

• Started all 16 games for the first time in his career in 2014 and registered a career-high 69 tackles. His 5½ sacks led the Packers defensive line and were No. 3 on the team.

• Paced Green Bay in both QB hits (19) and pressures (22) in 2014.

• Became a prominent part of the rotation on the defensive line in his second season in 2013, playing in all 16 games with one start and serving as one of the featured interior rushers in the team's nickel defense.

2015 SEASON: Has started all eight games and leads the defensive line with 34 tackles (24 solo), three sacks and a forced fumble...Ranks No. 2 on the team in QB hits (10) and pressures (13).

►**at Chicago Bears (Sept. 13):** Started at DT and posted four tackles (one solo), a QB hit and a pressure.

►**vs. Seattle Seahawks (Sept. 20):** Started at DT and led the defensive line with five tackles (three solo), a sack, a QB hit and a pressure...Walked back C Drew Nowak and brought down QB Russell Wilson as he stepped up in the pocket for a zero-yard sack early in the second quarter...Helped limit RB Marshawn Lynch to just 41 yards on 15 carries (2.7 avg.)...With two minutes remaining in the first half, fought off a block by T Garry Gilliam to drop Lynch for no gain on a third-and-3 as the defense forced a Seattle punt and helped set up a FG before the half.

►**vs. Kansas City Chiefs (Sept. 28):** Started at DT, appearing on 38 plays, and led the line with four tackles (all solo) and 1.5 sacks...Added a forced fumble, two pressures and a QB hit...Early in the third quarter, fought off a block by G Ben Grubbs to get to QB Alex Smith for a 7-yard sack that was split with LB Mike Neal...Later in the third quarter, walked back G Laurent Duvernay-Tardif for a sack/forced fumble on Smith, one that was recovered by the Chiefs...Also posted a tackle for a loss earlier in the game when he blew past T Eric Fisher to bring RB Jamaal Charles down for a 3-yard loss on a first-quarter run...Helped limit Charles to just 49 yards rushing on 11 carries (4.5 avg.), with a long run of 13 yards.

►**at San Francisco 49ers (Oct. 4):** Started at DT and played 27 snaps, helping limit the 49ers to just one rushing first down and RB Carlos Hyde to only 20 yards rushing on eight carries (2.5 avg.)...Registered three assisted tackles and a QB hit and tied for the team lead with three pressures.

►**vs. St. Louis Rams (Oct. 11):** Started at DT and played 45 snaps, posting a career-high 10 tackles (nine solo) to lead the team...Registered

two tackles for a loss, two QB hits and two pressures.

►**vs. San Diego Chargers (Oct. 18):** Started at DT and played 70 snaps, helping limit the Chargers to just 60 yards rushing on 21 carries (2.9 avg.)...Posted three tackles (two solo), two pressures, two QB hits and a half-sack...Walked back C Trevor Robinson to get to QB Philip Rivers for a shared 8-yard sack with LB Mike Neal early in the fourth quarter that pushed San Diego back to the Green Bay 30.

►**at Denver Broncos (Nov. 1):** Started at DT and played 40 snaps, finishing with a solo tackle, a QB hit and a pressure.

►**at Carolina Panthers (Nov. 8):** Started at DT and played 56 snaps, recording four tackles (all solo), a pressure and a QB hit...Fought off a block from T Michael Oher midway through the third quarter, bursting into the backfield to stop RB Jonathan Stewart for a 2-yard loss...Helped limit Stewart to an average of 3.1 yards per carry (66 yards on 20 attempts), his lowest average since Week 1.

91 Jayrone Elliott, LB, 2nd Year, Toledo

• After making the 53-man roster, played in 13 regular-season games and both postseason contests as a rookie in 2014, contributing primarily on special teams.

• Finished the 2014 season with 15 special teams tackles, No. 1 among Packers rookies and No. 2 on the team behind S Sean Richardson (17).

• Posted a team-high six tackles on special teams during the postseason.

2015 SEASON: Has played in all eight games and has registered 10 tackles (nine solo), two sacks, two pressures, a forced fumble, an interception and a pass defended...Is one of only six players in the league (Panthers LB Thomas Davis, Cowboys DE Greg Hardy, Chiefs LB Justin Houston, Raiders LB Malcolm Smith, Falcons LB Vic Beasley) with two-plus sacks, an interception and a forced fumble this season...Also ranks No. 2 on the team with nine tackles on special teams.

►**at Chicago Bears (Sept. 13):** Played a team-high 21 snaps on special teams and 19 on defense...Recorded two tackles (both solo) on defense and added two pressures, chasing QB Jay Cutler out of the pocket to force an incompleting on Chicago's opening drive...Added a tackle on special teams.

►**vs. Seattle Seahawks (Sept. 20):** Had a hand in both of Green Bay's takeaways, with the turnovers coming on back-to-back series in the fourth quarter to help seal the victory...Posted his first career interception midway through the fourth after the Packers had just taken a 24-17 lead...On the play, was lined up at LOLB and dropped back into coverage to make a one-handed INT with his right hand as he stepped in front of RB Marshawn Lynch on a screen pass thrown by QB Russell Wilson...Fumbled on the return, but recovered the ball at the Seattle 37 to help set up a 21-yard Mason Crosby FG that put Green Bay up, 27-17...After Crosby's field goal, chased down RB Fred Jackson after a short completion to punch the ball out, where it was recovered by DB Micah Hyde at the Green Bay 31 to seal the win... Also played a team-high 22 snaps on special teams and tied for the team lead with two tackles, including a stop of WR Tyler Lockett for zero yards on a third-quarter punt return at the Seattle 46.

►**vs. Kansas City Chiefs (Sept. 28):** Played 15 snaps on defense and registered the first sack of his career...Early in the third quarter, came off the left end unblocked and split RB Jamaal Charles and G Ben Grubbs as they attempted to block him in the backfield on his way to QB Alex Smith, who he brought down for a 10-yard loss at the Kansas City 35...Finished with two solo tackles...Played a team-high 25 snaps on special teams and was tied for the team lead with three tackles.

►**at San Francisco 49ers (Oct. 4):** Posted a sack in his second straight game, coming off the left side and making an inside move on T Erik Pears to get to QB Colin Kaepernick as he brought him down for a 7-yard loss to the Green Bay 22 to help force the 49ers to settle for a FG... Appeared on 14 plays on defense and 19 on special teams (tied for the team high).

►**vs. St. Louis Rams (Oct. 11):** Played 24 snaps on defense and 22 on special teams...Registered a career-high four tackles on defense (three solo).

►**vs. San Diego Chargers (Oct. 18):** Played 17 snaps on defense and 21 on special teams...Posted a tackle on kickoff coverage.

►**at Denver Broncos (Nov. 1):** Appeared on a team-high 23 plays on special teams.

►**at Carolina Panthers (Nov. 8):** Played 35 snaps on special teams, which was tied for the team high, and was tied for the team lead with two tackles.

61 Brett Goode, LS, 8th Year, Arkansas

• One of only two Packers (K Mason Crosby) to appear in all 118 regular-season games since 2008.

• Has appeared in all 119 regular-season games and 11 playoff contests since joining the club, having recorded 12 coverage tackles and a fumble recovery in his seven-plus seasons, including a career-best five tackles in 2010.

• Has snapped for all seven of the longest field goals in franchise history (all by Crosby).

2015 SEASON: Has played in all eight games, handling snapping duties for all punts and placements.

►**at Chicago Bears (Sept. 13):** Handled snapping duties for P Tim Masthay's two punts and K Mason Crosby's four extra points and FG.

►**vs. Seattle Seahawks (Sept. 20):** Snapped for all punts and placements, including Crosby's 21-yard FG with just under two minutes remaining that made Crosby the all-time leading scorer in franchise history as he surpassed K Ryan Longwell (1,054 points) for the career mark.

►**vs. Kansas City Chiefs (Sept. 28):** Snapped for Crosby's five extra points and one FG and Masthay's five punts.

►**at San Francisco 49ers (Oct. 4):** Snapped for Crosby's two extra points and one FG and Masthay's six punts.

►**vs. St. Louis Rams (Oct. 11):** Handled snapping duties for Crosby's FG and three extra points and Masthay's four punts.

►**vs. San Diego Chargers (Oct. 18):** Snapped for Crosby's two FGs and three extra points and Masthay's four punts.

►**at Denver Broncos (Nov. 1):** Snapped for Crosby's 56-yard FG in the third quarter and for Masthay's four punts.

►**at Carolina Panthers (Nov. 8):** Snapped for Crosby's three extra points and for Masthay's career-high-tying eight punts.

39 Demetri Goodson, CB, 2nd Year, Baylor

• Saw action in six games and was inactive for 10 contests and both post-season games as a rookie last season.

• Registered six special teams tackles, No. 2 on the team among rookies behind only LB Jayrone Elliott.

• Earned honorable mention All-Big 12 recognition as a senior in 2013, appearing in 11 games with 10 starts and posting career highs in tackles (26), interceptions (three) and passes defended (16).

2015 SEASON: Has played in six games, seeing time on defense and special teams...Has registered five tackles (four solo) and a pass defended on defense and four tackles on special teams...Was inactive for two contests (Weeks 3-4) due to a hamstring injury.

►**at Chicago Bears (Sept. 13):** Played nine snaps on special teams.

►**vs. Seattle Seahawks (Sept. 20):** Appeared on 18 plays on special teams and registered one tackle.

►**vs. Kansas City Chiefs (Sept. 28):** Inactive due to a hamstring injury sustained vs. Seattle in Week 2.

►**at San Francisco 49ers (Oct. 4):** Inactive (hamstring).

►**vs. St. Louis Rams (Oct. 11):** Returned to action, appearing on nine plays on special teams.

►**vs. San Diego Chargers (Oct. 18):** Played nine snaps on special teams and registered a tackle.

►**at Denver Broncos (Nov. 1):** Made a leaping deflection with his left hand to break up a deep pass down the left sideline from QB Peyton Manning to WR Demaryius Thomas late in the first half on third down to force a Denver punt...Added a tackle on special teams.

►**at Carolina Panthers (Nov. 8):** Saw the most significant defensive action of his career, appearing on 49 plays, and registered a career-high five tackles (four solo)...Added a tackle on special teams.

98 Letroy Guion, DT, 8th Year, Florida State

- In his first season with the Packers (2014), started all 16 games for the first time in his career and set career highs with 62 tackles (31 solo) and 3.5 sacks.

- Signed with Green Bay as a free agent in March 2014 after spending his first six seasons in the league with the Minnesota Vikings, where he appeared in 68 games with 31 starts.

- Started all 28 games he appeared in for the Vikings in 2012-13, recording 72 tackles (32 solo) and three sacks over that span.

2015 SEASON: Has played in five contests and has posted 16 tackles (four solo), two pressures and a QB hit...Was on the reserve/suspended list for the first three games of the season.

▶**at San Francisco 49ers (Oct. 4):** Made his season debut, appearing on 22 plays...Helped limit the 49ers to just one rushing first down and RB Carlos Hyde to only 20 yards rushing on eight carries (2.5 avg.).

▶**vs. St. Louis Rams (Oct. 11):** Played 35 snaps and registered five tackles (three solo)...Added two pressures and a QB hit.

▶**vs. San Diego Chargers (Oct. 18):** Started in place of an injured B.J. Raji (groin) and played 54 snaps, helping limit the Chargers to just 60 yards rushing on 21 attempts (2.9 avg.)...Registered five assisted tackles.

▶**at Denver Broncos (Nov. 1):** Played 23 snaps and recorded three assisted tackles.

▶**at Carolina Panthers (Nov. 8):** Started at DE and played 39 snaps, recording three tackles (one solo)...Helped limit RB Jonathan Stewart to an average of 3.1 yards per carry (66 yards on 20 attempts), his lowest average since Week 1.

36 LaDarius Gunter, CB, Rookie, Miami

- One of two rookie free agents to make Green Bay's opening-day roster, joining RB Alonzo Harris.

- Registered a team-high five passes defended and an interception for Green Bay during the preseason.

- Lettered all three years at Miami, starting 30 of 37 games played and recording 111 tackles (76 solo), three tackles for a loss, a forced fumble, two fumble recoveries, six interceptions and 18 pass breakups.

2015 SEASON: Has played in four games and has been inactive for four others (healthy scratch).

▶**at Chicago Bears (Sept. 13):** Inactive (healthy scratch).

▶**vs. Seattle Seahawks (Sept. 20):** Inactive (healthy scratch).

▶**vs. Kansas City Chiefs (Sept. 28):** Made his NFL debut, playing three snaps on defense and five on special teams.

▶**at San Francisco 49ers (Oct. 4):** Played five snaps on defense and two on special teams.

▶**vs. St. Louis Rams (Oct. 11):** Inactive (healthy scratch).

▶**vs. San Diego Chargers (Oct. 18):** Played one snap on special teams.

▶**at Denver Broncos (Nov. 1):** Inactive (healthy scratch).

▶**at Carolina Panthers (Nov. 8):** Played 18 snaps on special teams.

46 Alonzo Harris, RB, Rookie, Louisiana-Lafayette

- One of two rookie free agents to make Green Bay's opening-day roster, joining CB LaDarius Gunter.

- Rushed for 85 yards on 21 carries (4.0 avg.) during the preseason, highlighted by a 25-yard TD run.

- Posted 3,330 rushing yards on 704 carries (4.7 avg.) at Louisiana-Lafayette, the third-highest yardage total in school history, and added 44 rushing TDs.

2015 SEASON: Has played in five games and has been inactive for three others (healthy scratch)...Has rushed for 19 yards on four carries (4.8 avg.).

▶**at Chicago Bears (Sept. 13):** Inactive (healthy scratch).

▶**vs. Seattle Seahawks (Sept. 20):** Inactive (healthy scratch).

▶**vs. Kansas City Chiefs (Sept. 28):** Made his NFL debut, appearing on four plays on offense and nine on special teams...On his first pro carry, which came late in the first quarter, picked up 16 yards down to the Kansas City 8 to help set up a 3-yard TD pass from QB Aaron Rodgers to WR Randall Cobb two plays later.

▶**at San Francisco 49ers (Oct. 4):** Played eight snaps on special teams.

▶**vs. St. Louis Rams (Oct. 11):** Appeared on eight plays on special teams.

▶**vs. San Diego Chargers (Oct. 18):** Inactive (healthy scratch).

▶**at Denver Broncos (Nov. 1):** Played nine snaps on special teams and two on offense...Carried the ball on the final two plays of the game, rushing for 2 yards (1.0 avg.).

▶**at Carolina Panthers (Nov. 8):** Appeared on 14 plays on special teams.

29 Casey Hayward, CB, 4th Year, Vanderbilt

- Was tied for No. 1 on the Packers in INTs (three, CB Tramon Williams) and was No. 2 in fumble recoveries (two) in 2014.

- Was tied for No. 1 on the team (LB Julius Peppers) and No. 7 in the NFL in 2014 for total takeaways with five (three INTs, two fumble recoveries).

- In 2014, was one of only two players in the NFL to register an INT return for a TD and a fumble recovery for a TD (DE J.J. Watt).

2015 SEASON: Has played in all eight games with six starts, opening four at LCB and two in the slot when the defense opened in nickel...Has posted 32 tackles (23 solo) and three passes defended.

▶**at Chicago Bears (Sept. 13):** Played 66 snaps on defense and registered two tackles (one solo) and a pass defended, breaking up a QB Jay Cutler pass intended for WR Eddie Royal late in the first half.

▶**vs. Seattle Seahawks (Sept. 20):** Started at LCB and played 56 of 60 snaps...Posted three tackles (two solo).

▶**vs. Kansas City Chiefs (Sept. 28):** Didn't start as the defense opened up with three safeties, but played 70 of 71 snaps and registered five tackles (four solo), including a tackle for a loss...Was lined up in the slot against WR Jeremy Maclin on the first play of the second half, avoiding a block from Maclin to bring TE Travis Kelce down for a 3-yard loss at the Kansas City 17 on a short pass in the flat.

▶**at San Francisco 49ers (Oct. 4):** Started at LCB and played 45 of 50 snaps, recording two tackles (one solo)...Helped limit the 49ers to just 196 yards of total offense and QB Colin Kaepernick to a 55.4 passer rating (13 of 25, 160 yards, one INT).

▶**vs. St. Louis Rams (Oct. 11):** Started in the slot as the team opened in nickel, appearing on 59 of 71 plays...Posted four tackles (two solo) and helped limit QB Nick Foles to a 23.8 passer rating as he completed only 11 of 30 passes for 141 yards and one TD with a career-high four INTs (previous high was two INTs).

▶**vs. San Diego Chargers (Oct. 18):** Started as the slot corner and played 90 of 92 snaps, recording five solo tackles...Blew past TE Antonio Gates to get to RB Melvin Gordon in the backfield and bring him down for a 2-yard loss on a run on San Diego's opening drive.

▶**at Denver Broncos (Nov. 1):** Started at LCB and registered a career-high and team-leading 11 tackles (eight solo)...Added two passes defended, which tied him for the team lead.

▶**at Carolina Panthers (Nov. 8):** Started at LCB and played 41 snaps before departing in the third quarter with a concussion...Recorded three tackles (two solo), including a stop of RB Jonathan Stewart for a 2-yard loss on a run midway through the second quarter...Added a pass defended.

7 Brett Hundley, QB, Rookie, UCLA

- Finished second in the NFL with a 129.6 passer rating during the pre-season, connecting on 45 of 65 passes (69.2 percent) for a league-high seven TDs with one INT.

- Finished his career at UCLA ranked No. 1 in school history in passing TDs (75), total offense (11,713 yards) and completions (837) despite playing just three seasons for the Bruins.

- Ranks No. 2 in school annals in passing yards (9,966), 300-yard passing games (10), rushing yards by a QB (1,747) and rushing TDs by a QB (30).

2015 SEASON: Has been inactive (healthy scratch) for all eight games.

33 Micah Hyde, DB, 3rd Year, Iowa

- Is tied for No. 1 in franchise history (Desmond Howard, Will Blackmon) with three career punt returns for TDs.
- Averaged 15.8 yards on 14 punt returns in 2014, No. 1 in the NFL among players with 14-plus returns and No. 3 in franchise history (min. 14 returns) for a single season, trailing only Billy Grimes (19.1 in 1950) and Willie Wood (16.1 in 1961).
- In 2014, set career highs in starts (12), total tackles (55), solo tackles (46) and passes defended (12). Also registered the first two interceptions of his career last season.

2015 SEASON: Has played in all eight games with seven starts, opening five at SS and two as the third CB...Has registered 39 tackles (36 solo), an interception, a fumble recovery and five passes defended...Ranks No. 4 on the team in tackles...Has also served as the punt returner, posting a 6.1-yard average on 16 returns...Has returned four kickoffs for 94 yards (23.5 avg.)...Has added three tackles on special teams.

►**at Chicago Bears (Sept. 13):** Started at SS in place of an injured Morgan Burnett (calf) and was one of three defensive players to appear on all 77 snaps...Posted four tackles (all solo) and also served as the team's punt returner, but did not have any returns.

►**vs. Seattle Seahawks (Sept. 20):** Started as the third CB as the Packers opened in nickel...Played 47 of 60 snaps on the evening, posting five tackles (all solo), a fumble recovery and a pass defended...Posted his first career fumble recovery to seal the win, scooping up RB Fred Jackson's fumble that was forced by LB Jayrone Elliott at the Green Bay 31 with 22 seconds remaining...Added a tackle on special teams.

►**vs. Kansas City Chiefs (Sept. 28):** Started at SS for the second time on the season for an injured Burnett (calf), appearing on all 71 plays, one of only two defenders to do so...Registered three tackles (two solo) and a pass defended and had four punt returns for 30 yards (7.5 avg.).

►**at San Francisco 49ers (Oct. 4):** Started at SS and played all 50 snaps, one of three defenders to do so for Green Bay...Finished No. 2 in the secondary with five tackles (all solo)...Helped limit the 49ers to just 196 yards of total offense and QB Colin Kaepernick to a 55.4 passer rating (13 of 25, 160 yards, one INT).

►**vs. St. Louis Rams (Oct. 11):** Started at SS and played all 71 snaps, one of four defenders to do so...Intercepted a Nick Foles pass late in the first quarter at the Green Bay 48, picking off his short pass that sailed over the head of WR Kenny Britt after Foles was hit by LB Julius Peppers...Finished with five tackles (all solo) and two passes defended...Added a tackle on special teams.

►**vs. San Diego Chargers (Oct. 18):** Started at SS and played 87 of 92 snaps, recording a season-high eight tackles (all solo) and a pass defended...With San Diego facing a fourth-and-3 at the Green Bay 12 early in the fourth quarter, broke up a back-shoulder throw from QB Philip Rivers intended for TE Antonio Gates near the goal line to force a turnover on downs.

►**at Denver Broncos (Nov. 1):** Started as the slot CB as the Packers opened in nickel and played all 67 snaps...Registered eight tackles (six solo) and added a tackle on special teams.

►**at Carolina Panthers (Nov. 8):** Played 19 snaps on defense in reserve duty and registered a solo tackle...Returned four punts for 18 yards (4.5 avg.) and three kickoffs for 71 yards (23.7 avg.).

83 Jeff Janis, WR, 2nd Year, Saginaw Valley State

- Led the team with three TD catches during the 2015 preseason, finishing with 10 receptions for 149 yards (14.9 avg.).
- Appeared in three contests as a rookie in 2014, posting two receptions for 16 yards (8.0 avg.).
- Was inactive (healthy scratch) for the other 13 regular-season games and both playoff contests.

2015 SEASON: Has played in all eight games, seeing time on offense and special teams...Has two receptions for 79 yards (39.5 avg.)...Ranks No. 3 on the team with eight tackles on special teams.

►**at Chicago Bears (Sept. 13):** Played nine snaps on special teams and one on offense.

►**vs. Seattle Seahawks (Sept. 20):** Appeared on 15 snaps on special

teams and registered two tackles, the first of his career on special teams...Made a tackle of WR Tyler Lockett on the final play of the first half at the Seattle 25, limiting him to just an 11-yard kickoff return.

►**vs. Kansas City Chiefs (Sept. 28):** Posted two tackles on special teams...Also saw action on offense with WR Davante Adams departing in the first quarter (ankle), playing a career-high 16 snaps.

►**at San Francisco 49ers (Oct. 4):** Played 15 snaps on offense and 16 on special teams...Registered a tackle.

►**vs. St. Louis Rams (Oct. 11):** Appeared on 14 plays on special teams.

►**vs. San Diego Chargers (Oct. 18):** Saw significant action on offense (40 snaps) after WR Ty Montgomery departed in the second quarter due to an ankle injury, and made an impact with his first catches of the season, posting 79 yards on two receptions (39.5 avg.)...Had a career-long 46-yard grab midway through the second quarter down to the San Diego 11 to help set up a Mason Crosby FG...On the play, was split out wide to the left against CB Jason Verrett and ran a deep route down the seam before adjusting and turning the route out to make a diving grab near the sideline...Made a 33-yard catch with just over five minutes remaining in the game on a drive that was capped off with Crosby's 28-yard FG that gave Green Bay a 27-20 lead...Was lined up in the slot to the right and came across the field to catch a flip pass from a scrambling Rodgers...Outran ILB Donald Butler as he took it down to the San Diego 20...Added a tackle on special teams, chasing down WR Jacoby Jones for a 5-yard loss at the San Diego 16 on a third-quarter punt return.

►**at Denver Broncos (Nov. 1):** Played 13 snaps on special teams and two on offense.

►**at Carolina Panthers (Nov. 8):** Appeared on 27 plays on special teams and three on offense...Tied for the team lead with two tackles on special teams.

95 Datone Jones, DE, 3rd Year, UCLA

• Played in 13 games with three starts and appeared in both playoff contests in 2014. Ranked No. 4 on the team in pressures (15) and tied for No. 5 in QB hits (eight) during the regular season.

• In the 2014 postseason contest against Dallas, became the first Packer to register a blocked FG and a fumble recovery in a playoff game.

• Was one of four Packers to appear in all 16 games as a rookie in 2013, joining T David Bakhtiari, S Chris Banjo and CB Micah Hyde.

2015 SEASON: Has played in seven games and has posted 10 tackles (eight solo), a sack, eight QB hits (No. 3 on the team), eight pressures (No. 3 on the team) and a pass defended...Also has a blocked FG.

►**at Chicago Bears (Sept. 13):** Did not play (reserve/suspended).

►**vs. Seattle Seahawks (Sept. 20):** Made his season debut, appearing on 15 plays...Posted two solo tackles, a QB hit and a pressure...Got into the backfield to stop RB Marshawn Lynch for a 1-yard loss on a run in the third quarter.

►**vs. Kansas City Chiefs (Sept. 28):** Played 22 snaps on defense and posted two solo tackles and a QB pressure.

►**at San Francisco 49ers (Oct. 4):** Appeared on 15 plays on defense, recording an assisted tackle, two QB hits and a pressure.

►**vs. St. Louis Rams (Oct. 11):** Recorded the first blocked FG of his career in the regular season when he deflected K Greg Zuerlein's 50-yard attempt in the third quarter...Had a hand in CB Quinten Rollins' INT return for a TD late in the first quarter as he beat RG Rodger Saffold to deliver a hit on QB Nick Foles and force an overthrow of his pass intended for TE Jared Cook...Led the team in both QB hits (four) and pressures (four) in just 22 snaps of action.

►**vs. San Diego Chargers (Oct. 18):** Played 25 snaps on defense and recorded two tackles (both solo), a sack, an additional tackle for a loss, a pressure, a QB hit and a pass defended...Got a hand up to deflect a QB Philip Rivers pass late in the first quarter on third down to force the Chargers to settle for a FG...Came off the edge from a stand-up position on the left side to beat T Joe Barksdale and chase down Rivers from behind for a 4-yard sack midway through the fourth quarter to force a San Diego punt...On third-and-goal from the Green Bay 2 with 23 seconds remaining in the game, made an inside move to beat RG D.J. Fluker and get into the

backfield to stop RB Danny Woodhead for a 1-yard loss.

► **at Denver Broncos (Nov. 1):** Played 18 snaps on defense and posted three tackles (two solo)...In the second quarter, stopped RB Ronnie Hillman for a 1-yard loss on a second-down run and then brought him down again for no gain on third down to force the Broncos to settle for a 50-yard FG.

► **at Carolina Panthers (Nov. 8):** Appeared on 16 plays on defense and recorded a QB pressure.

89 James Jones, WR, 9th Year, San Jose State

• Re-signed with the Packers in September 2015, returning to the team that he spent his first seven seasons in the league (2007-13) with before joining Oakland in 2014.

• Ranks 12th in franchise history in receiving yards (4,788), 11th in receptions (334) and tied for ninth in receiving TDs (43).

• Led the NFL with 14 TD catches in 2012, the first Packer to lead the league in the category since WR Sterling Sharpe did so with his franchise-record 18 in 1994.

2015 SEASON: Has played in all eight games with seven starts and has 24 receptions for a team-high 483 yards (20.1 avg.) and six TDs...Leads the team and is tied for No. 6 in the league in TD catches...Is tied for No. 5 in the NFL with eight catches of 25-plus yards, which already matches his career high (2013)...Among players with 20-plus receptions, ranks No. 1 in the league with a 20.1-yard receiving average and No. 8 with a first-down percentage of 79.2 (19 of 24)...Has made at least one 20-yard catch in seven of eight games this season.

► **at Chicago Bears (Sept. 13):** In his first game back in a Green Bay uniform, started as the third WR and led the team with two TD receptions as part of a four-catch, 51-yard (12.8 avg.) afternoon...Became the first Packer to have two TD catches in a season opener since WR Antonio Freeman in 1998...Late in the first quarter, was split out wide to the left and made a leaping grab with his left hand over CB Alan Ball for the 13-yard score on the side of the end zone to put Green Bay up, 7-3...On his second TD, which came early in the third quarter, was split out left again and beat Ball on a slant for the 1-yard score...Caught a team-long 34-yard pass from Rodgers in the second quarter with Ball covering him.

► **vs. Seattle Seahawks (Sept. 20):** Started as the third WR and played 70 of 71 snaps, catching a TD pass for the second straight game...The score came on the opening drive as Jones was split out wide to the right, matched up against CB Richard Sherman...Rodgers drew DE Michael Bennett offside, creating a free play as Jones beat Sherman to the inside as Rodgers stepped up in the pocket and found him over the middle at the front of the end zone for the 29-yard score.

► **vs. Kansas City Chiefs (Sept. 28):** Led the team with 139 receiving yards and a TD on seven catches (19.9 avg.), the third-highest single-game yardage output of his career...Brought his season total to four TD catches, joining Cobb as the first Packers to post four receiving TDs in the first three games of the season since TE Keith Jackson did so in 1996...Became the first Packer to post a TD catch in each of the first three games of the season since TE Bubba Franks in 2001...On the 27-yard TD catch, which came with just under a minute remaining in the first half, was split out wide to the left against CB Marcus Cooper...Streaked down the field after the Chiefs jumped offside, making the back-shoulder catch in the end zone with Cooper losing his footing...Five of his seven catches went for first downs, including a team-long 52-yarder early in the fourth quarter that came on another free play...After the Chiefs jumped offside, made a back-shoulder grab down the seam at the Chiefs' 42 as S Tyvon Branch fell to the ground, taking it all the way down the right sideline to the Kansas City 8 to set up Rodgers' 4-yard TD pass to Cobb three plays later.

► **at San Francisco 49ers (Oct. 4):** Paced the team with 98 yards receiving on five catches (19.6 avg.), highlighted by a pair of 35-plus-yard catches...On third-and-7, made a sideline grab at the San Francisco 8 with CB Kenneth Acker in tight coverage, getting both feet in bounds on the 38-yard catch that would set up FB John Kuhn's 1-yard TD run three plays later to put Green Bay up, 17-3...Late in the first half, found an opening in the defense between Acker and LB NaVorro Bowman and then spun away from Acker and S Antoine Bethea as he took it down the left sideline for a

36-yard gain to the Green Bay 49.

► **vs. St. Louis Rams (Oct. 11):** Led the team with 77 yards receiving on two catches (38.5 avg.), highlighted by his 65-yard TD catch early in the third quarter that put the Packers ahead, 24-10...Was matched up with DB Lamarcus Joyner and caught a pass over the middle from Rodgers at the St. Louis 47 before taking it down the right sideline and outrunning S Rodney McLeod for the 65-yard score...It marked his longest TD reception since an 83-yarder vs. Detroit on Oct. 6, 2013, and it was his seventh career TD grab of 65-plus yards.

► **vs. San Diego Chargers (Oct. 18):** Posted his sixth TD catch of the season, hauling in a back-shoulder throw from Rodgers with CB Brandon Flowers covering him for an 8-yard score late in the third quarter to put the Packers up, 24-17, a lead they wouldn't relinquish...Finished with two receptions for 30 yards (15.0 avg.).

► **at Denver Broncos (Nov. 1):** Started and played 47 of 53 snaps...Had one reception for 2 yards.

► **at Carolina Panthers (Nov. 8):** Caught two passes for 57 yards (28.5 avg.), including a 36-yard grab from Rodgers in the fourth quarter...Made a leaping grab over CB Josh Norman to convert a fourth-and-14 as Rodgers scrambled to his left and found him down the field...The catch was his eighth of 25-plus yards this season, which matches his single-season career high set in 2013.

30 John Kuhn, FB, 10th Year, Shippensburg

• Has played in 130 games with the Packers (2007-15), the most by an offensive player on the team over that span.

• Selected to the Pro Bowl in 2014, his second career selection (2011), and was named first-team All-Pro by *The Associated Press* for the first time in his career. Became the first Green Bay fullback since William Henderson in 2004 to be named to the Pro Bowl and earn first-team All-Pro honors in the same season.

• Has blocked for a 1,000-yard rusher in four of his last seven seasons (Ryan Grant, 2008-09; Eddie Lacy, 2013-14).

2015 SEASON: Has played in all eight games with one start, seeing time on offense and special teams...Has two carries for 4 yards (2.0 avg.) and a TD and three catches for 28 yards (9.3 avg.)...Has registered two tackles on special teams.

► **at Chicago Bears (Sept. 13):** Played seven snaps on offense and six on special teams.

► **vs. Seattle Seahawks (Sept. 20):** Appeared on nine plays on offense and eight on special teams.

► **vs. Kansas City Chiefs (Sept. 28):** Played 13 snaps on offense and 10 on special teams, recording a tackle.

► **at San Francisco 49ers (Oct. 4):** Scored on a 1-yard run up the middle midway through the third quarter to give Green Bay a 14-3 lead, his first rushing TD since the 2014 season opener at Seattle...Added an 8-yard catch in the third quarter, his first reception of the season.

► **vs. St. Louis Rams (Oct. 11):** Had a 3-yard run in the fourth quarter...Played 10 snaps on offense and seven on special teams.

► **vs. San Diego Chargers (Oct. 18):** Had two receptions for 20 yards (10.0 avg.), including a 19-yarder that he caught in the flat on third-and-3 and took down the sideline to the San Diego 13 to help set up QB Aaron Rodgers' 8-yard TD pass to WR James Jones two plays later that put Green Bay up, 24-17...It was his longest reception since a 20-yard grab vs. Minnesota on Nov. 24, 2013...Added a tackle on special teams.

► **at Denver Broncos (Nov. 1):** Played 11 snaps on special teams and two on offense.

► **at Carolina Panthers (Nov. 8):** Started for the first time since Week 14 last season, appearing on 10 plays on offense and 16 on special teams.

27 Eddie Lacy, RB, 3rd Year, Alabama

• Holds the franchise record for the most total TDs (24) and the most rushing yards (2,317) by a player in his first two seasons in the NFL (2013-14).

• Ranks No. 9 in the NFL in rushing yards (2,625) and No. 4 in rushing TDs (22) since 2013.

• With 1,139 rushing yards in 2014, became just the fifth player in franchise history to register back-to-back 1,000-yard rushing seasons.

- Registered 100-plus yards from scrimmage in each of the last nine games last season, the longest streak in team history.

- Was named the NFL Offensive Rookie of the Year by *The Associated Press* in 2013, joining RB John Brockington (1971) as the only Packers to win the award since its inception in 1957.

2015 SEASON: Has played in eight games with seven starts and has registered 308 rushing yards on 83 carries (3.7 avg.) with two TDs...Also has 10 receptions for 92 yards (9.2 avg.).

▶**at Chicago Bears (Sept. 13):** Paced the offense with 85 yards on 19 attempts (4.5 avg.), including a 2-yard TD plunge with just under two minutes remaining that gave Green Bay a 31-16 lead...Rushed for five first downs and added two catches for 14 yards (7.0 avg.), highlighted by a one-handed grab late in the first quarter...Extended to make the catch with his left hand on a shovel pass from QB Aaron Rodgers to pick up 9 yards and the first down.

▶**vs. Seattle Seahawks (Sept. 20):** Had three carries for 9 yards (3.0 avg.), but left the game in the first quarter due to an ankle injury and did not return.

▶**vs. Kansas City Chiefs (Sept. 28):** Despite being limited in practice during the week due to the ankle injury, started and rushed for 46 yards on 10 carries (4.6 avg.)...Added three receptions for 41 yards (13.7 avg.), highlighted by his 26-yard reception on Green Bay's opening TD drive when he caught a flip pass from Rodgers and hurdled LB Josh Mauga before taking it down the left sideline to the Kansas City 8.

▶**at San Francisco 49ers (Oct. 4):** Led the team with a season-high 90 yards rushing on 18 carries (5.0 avg.), part of a season-best 162-yard effort by Green Bay on the ground...Matched his season high with five first downs.

▶**vs. St. Louis Rams (Oct. 11):** Rushed for 27 yards on 13 carries (2.1 avg.) and had an 8-yard reception.

▶**vs. San Diego Chargers (Oct. 18):** Carried the ball four times for 3 yards (0.8 avg.) and added two receptions for 17 yards (8.5 avg.).

▶**at Denver Broncos (Nov. 1):** Led the team with 38 rushing yards and a TD on 11 carries (3.5 avg.)...Had a 15-yard run down to the Denver 7 late in the second quarter and then scored on a 2-yard run two plays later.

▶**at Carolina Panthers (Nov. 8):** Posted 10 yards rushing on five carries (2.0 avg.)...Departed in the fourth quarter due to a groin injury and did not return.

70 T.J. Lang, G, 7th Year, Eastern Michigan

- Has started 71 games over the past four-plus seasons (2011-15), the most by any Green Bay player on the offensive side of the ball over that span.

- Opened all 16 contests at RG in 2014 and was named a Pro Bowl alternate for the first time in his career.

- Has started 74 games during his career, opening contests at four different positions (40 at RG, 27 at LG, five at RT, two at LT).

2015 SEASON: Has started all eight games at RG...Part of a line that has helped the Packers rank No. 10 in the league in scoring (25.4 ppg), No. 13 in rushing (115.6 ypg) and No. 2 in giveaways (six).

▶**at Chicago Bears (Sept. 13):** Started at RG and played all 60 snaps as the offensive line didn't allow a sack of QB Aaron Rodgers...Protected Rodgers as he threw for 189 yards and three TDs on 18-of-23 passing for a 140.5 passer rating...Helped clear holes for a ground game that produced 133 yards on 30 carries (4.4 avg.), highlighted by RB Eddie Lacy's 85 yards on 19 attempts (4.5 avg.).

▶**vs. Seattle Seahawks (Sept. 20):** Started at RG and played all 71 snaps...Helped protect Rodgers as he connected on 25 of 33 passes for 249 yards and two TDs with no INTs for a 116.9 passer rating...With Lacy departing after just eight snaps due to an ankle injury, helped clear holes for RB James Starks as he racked up 95 yards on 20 carries (4.8 avg.)... With 127 yards as a team on 29 attempts (4.4 avg.), it marked the first time since 2004 that the Packers posted 125-plus rushing yards in both of the first two games...Combo-blocked DE Michael Bennett with C Corey Linsley on Starks' game-long 35-yard run midway through the third quarter.

▶**vs. Kansas City Chiefs (Sept. 28):** Started at RG and played all 76 snaps...Protected Rodgers as the line allowed just one sack to a Kansas

City defense that had registered eight sacks in the first two games... Helped give Rodgers time to complete 24 of 35 passes for 333 yards and five TDs with no INTs, the fourth game of his career with five-plus TD passes, a franchise record...Also helped clear holes for a rushing attack that delivered 123 yards on 32 attempts (3.8 avg.), the third straight game this season that the Packers have registered 120-yards on the ground...It marked the first time since 1996 that Green Bay began a season with three consecutive 120-yard rushing games.

▶**at San Francisco 49ers (Oct. 4):** Started at RG and played all 73 snaps, helping the Packers rush for a season-high 162 yards and a TD on 33 attempts (4.9 avg.)...It marked the fourth straight 120-yard rushing effort by the Packers, the first time they had cleared that mark in each of the first four games since 1971...Helped the Packers control the clock for a season-high 36:34.

▶**vs. St. Louis Rams (Oct. 11):** Started at RG and appeared on 24 snaps before departing the game with a knee injury with just over six minutes remaining in the second quarter...Did not return.

▶**vs. San Diego Chargers (Oct. 18):** Started at RG and played all 53 snaps despite being limited in practice during the week after sustaining a knee injury in Week 5...Helped the Packers post 133 rushing yards on just 17 carries, a 7.8-yard average that was the best by Green Bay since Oct. 10, 2010, at Washington (9.2, 17-157)...Helped clear the way for Starks' 112 yards on just 10 carries (11.2 avg.), the best yards-per-carry average by an NFL back this season (min. 10 att.)...On Green Bay's first offensive snap, sealed ILB Donald Butler to help clear a lane for Starks on a toss play that picked up 25 yards...Had a key fumble recovery early in the fourth quarter with the Packers protecting a 24-20 lead...Recovered a fumble by RB Eddie Lacy at the Green Bay 25 to retain possession.

▶**at Denver Broncos (Nov. 1):** Started at RG and played 51 of 53 snaps...Was out of the game for the final two plays (coach's decision).

▶**at Carolina Panthers (Nov. 8):** Started at and played all 77 snaps... Helped protect Rodgers as he threw for a season-high 369 yards and four TDs on 25-of-48 passing.

63 Corey Linsley, C, 2nd Year, Ohio State

- Started every game in 2014, becoming the first rookie center to do so for the Packers since the league went to a 16-game schedule in 1978.

- Was named to the PFWA's All-Rookie team, the first Green Bay center to be honored since its inception in 1974.

- Became the first Green Bay rookie to start at center in the season opener since the 1970 AFL-NFL merger.

- Was the only player on offense to play every snap for the Packers in 2014.

2015 SEASON: Has started all eight games at C...Part of a line that has helped the Packers rank No. 10 in the league in scoring (25.4 ppg), No. 13 in rushing (115.6 ypg) and No. 2 in giveaways (six)...Has played every offensive snap this season, one of only two Packers (T David Bakhtiari) to do so through Week 9.

▶**at Chicago Bears (Sept. 13):** Started at C and played all 60 snaps as the offensive line didn't allow a sack of QB Aaron Rodgers...Protected Rodgers as he threw for 189 yards and three TDs on 18-of-23 passing for a 140.5 passer rating...Helped clear holes for a ground game that produced 133 yards on 30 carries (4.4 avg.), highlighted by RB Eddie Lacy's 85 yards on 19 attempts (4.5 avg.).

▶**vs. Seattle Seahawks (Sept. 20):** Started at C and played all 71 snaps...Helped protect Rodgers as he connected on 25 of 33 passes for 249 yards and two TDs with no INTs for a 116.9 passer rating...With Lacy departing after just eight snaps due to an ankle injury, helped clear holes for RB James Starks as he racked up 95 yards on 20 carries (4.8 avg.)... With 127 yards as a team on 29 attempts (4.4 avg.), it marked the first time since 2004 that the Packers posted 125-plus rushing yards in both of the first two games...Combo-blocked DE Michael Bennett with G T.J. Lang on Starks' game-long 35-yard run midway through the third quarter, knocking Bennett to the ground and then moving on to block LB K.J. Wright.

▶**vs. Kansas City Chiefs (Sept. 28):** Started at C and played all 76 snaps...Protected Rodgers as the line allowed just one sack to a Kansas City defense that had registered eight sacks in the first two games... Helped give Rodgers time to complete 24 of 35 passes for 333 yards and

five TDs with no INTs, the fourth game of his career with five-plus TD passes, a franchise record...Also helped clear holes for a rushing attack that delivered 123 yards on 32 attempts (3.8 avg.), the third straight game this season that the Packers have registered 120-yards on the ground...It marked the first time since 1996 that Green Bay began a season with three consecutive 120-yard rushing games.

▶**at San Francisco 49ers (Oct. 4):** Started at C and played all 73 snaps, helping the Packers rush for a season-high 162 yards and a TD on 33 attempts (4.9 avg.)...It marked the fourth straight 120-yard rushing effort by the Packers, the first time they had cleared that mark in each of the first four games since 1971...Helped the Packers control the clock for a season-high 36:34.

▶**vs. St. Louis Rams (Oct. 11):** Started at C and appeared on all 62 snaps...Part of a line that gave up just two sacks to a St. Louis defense that entered the game tied for No. 2 in the league in the category with 17 in the first four contests.

▶**vs. San Diego Chargers (Oct. 18):** Started at C and played all 53 snaps...Helped the Packers post 133 rushing yards on just 17 carries, a 7.8-yard average that was the best by Green Bay since Oct. 10, 2010, at Washington (9.2, 17-157)...Helped clear the way for Starks' 112 yards on just 10 carries (11.2 avg.), the best yards-per-carry average by an NFL back this season (min. 10 att.)...On Green Bay's first offensive snap, sealed DE Kendall Reyes to help clear a lane for Starks on a toss play that picked up 25 yards.

▶**at Denver Broncos (Nov. 1):** Started at C and played all 53 snaps.

▶**at Carolina Panthers (Nov. 8):** Started at and played all 77 snaps...Helped protect Rodgers as he threw for a season-high 369 yards and four TDs on 25-of-48 passing...Got up the field and sealed LB Thomas Davis to help provide a lane for Starks on a screen pass that went 29 yards for a TD midway through the fourth quarter.

8 Tim Masthay, P, 6th Year, Kentucky

• Ranks No. 1 in team history (min. 150 attempts) in both career gross punting average (44.2) and career net punting average (38.4).

• Ranks No. 1 in team annals (since 1976) for the most career punts placed inside the 20 with 122, having surpassed Craig Hentrich's mark of 104 last season.

• Set a franchise record (since 1976) with a 38.95-yard net punting average in 2013, and holds the top four single-season marks (2010-13) in team annals.

• His 45.6-yard gross average in 2011 set a franchise record, eclipsing the 45.0-yard mark set by Hentrich in 1997. Holds two of the top four single-season gross punting averages in team history (44.6 in 2013).

2015 SEASON: Has posted a 44.0-yard gross average and a net average of 39.5 yards on 37 punts this season...Has placed eight punts inside the 20 with three touchbacks...Has also served as the holder for all field goals and extra points...Has one tackle on special teams.

▶**at Chicago Bears (Sept. 13):** Punted twice for a 48.5-yard gross average and a 33.0-yard net...Had a long punt of 54 yards.

▶**vs. Seattle Seahawks (Sept. 20):** Posted a 46.3-yard gross average and a 39.0-yard net average on three punts.

▶**vs. Kansas City Chiefs (Sept. 28):** Punted five times on the evening, recording a 43.0-yard gross average and a net average of 39.4 yards...Placed two punts inside the 20.

▶**at San Francisco 49ers (Oct. 4):** Recorded a 39.2-yard gross average and a 37.2-yard net average on six punts...Placed a 48-yarder out of bounds at the San Francisco 10 in the first quarter.

▶**vs. St. Louis Rams (Oct. 11):** Punted four times for a 47.8-yard gross average and a 36.8-yard net average.

▶**vs. San Diego Chargers (Oct. 18):** Posted a season-best 42.3-yard net punting average on four punts, including two punts placed inside the 20...With San Diego posting minus-7 return yards on his four punts, he recorded a higher net average than gross average (40.5) for the first time in his career...It was also the first time a Green Bay punter had accomplished that feat since B.J. Sander on Sept. 18, 2005, vs. Cleveland.

▶**at Denver Broncos (Nov. 1):** Posted a 46.2-yard gross average and a 43.8-yard net average on his five punts...The net average was his top

mark (min. four punts) since Week 7 last season vs. Carolina (44.0 yards on five punts).

▶**at Carolina Panthers (Nov. 8):** Punted eight times on the afternoon, matching his career high, for a 44.6-yard gross average and a 40.3-yard net average...Placed two punts inside the 20 and registered a season-long 56-yard punt in the first quarter...Added a tackle on special teams.

52 Clay Matthews, LB, 7th Year, Southern California

• Ranks third in franchise history with 65.5 career sacks, trailing only DEs Kaber Gbaja-Biamila (74.5) and Reggie White (68.5).

• Started all 16 games for the first time in his career in 2014, opening four at LOLB, six at ROLB and six at MLB. Played on the inside for the first time in his career beginning in Week 10.

• Named to his fifth career Pro Bowl in 2014 (the most by a Green Bay LB) after recording 69 tackles, a team-best 11.0 sacks (No. 12 in the NFL), an interception, two forced fumbles, six passes defensed, 17 QB hits (tied for No. 2 on the team) and 21 pressures (No. 2 on the team).

• Joined Houston DE J.J. Watt and Denver OLB DeMarcus Ware as the only players in the league with at least one interception, one forced fumble and 10 sacks in 2014.

• Has posted 14.0 sacks since Week 8 last season, which is tied for No. 4 in the league over that span.

2015 SEASON: Has started all eight games at MLB and ranks No. 3 on the team with 40 tackles (28 solo)...Ranks No. 2 on the team with 4.5 sacks...Leads the team in both QB hits (11) and pressures (16) and has added an interception and a fumble recovery.

▶**at Chicago Bears (Sept. 13):** Started at MLB and made one of the critical plays in the game with just under four minutes remaining when he picked off QB Jay Cutler in Green Bay territory with the Packers protecting a 24-16 lead...On the play, was lined up on the inside and dropped to his left into coverage, stepping in front of TE Martellus Bennett at the Green Bay 20 and returning the interception 42 yards as he took it down the left sideline before turning it up the field...It was the second-longest return of his career and the second straight year that he posted an INT return of 40-plus yards at Chicago (40-yard return, Sept. 28, 2014).

▶**vs. Seattle Seahawks (Sept. 20):** Started at MLB and played all 60 snaps, one of four Green Bay defenders to do so...Registered two tackles (one solo) and helped limit RB Marshawn Lynch to just 41 yards on 15 carries (2.7 avg.).

▶**vs. Kansas City Chiefs (Sept. 28):** Started at MLB and played 67 of 71 snaps...Registered two sacks, the 13th two-sack game of his career (No. 4 in team history)...Late in the third quarter, was lined up inside and then bounced it out to the left sideline to chase QB Alex Smith down and trip him up for a 1-yard sack at the Green Bay 38...Was standing up on the line in the fourth quarter and then blew past G Ben Grubbs to bring Smith down for a 7-yard sack at the Green Bay 49...Finished with five tackles (four solo) and added a team-high six QB pressures and a QB hit.

▶**at San Francisco 49ers (Oct. 4):** Shot between DTs Mike Daniels and B.J. Raji to come up the middle untouched to get to QB Colin Kaepernick for an 8-yard sack on a third down midway through the third quarter to force a San Francisco punt...Earlier in the quarter, stopped RB Carlos Hyde for a 3-yard loss on a run to the right...Finished with three tackles (two solo), three pressures and a QB hit...Helped limit the 49ers to just one rushing first down and Hyde to only 20 yards rushing on eight carries (2.5 avg.).

▶**vs. St. Louis Rams (Oct. 11):** Midway through the first quarter, came from around the right end from his MLB spot to share a 7-yard sack of QB Nick Foles with LB Nick Perry...With 4:40 remaining in the fourth quarter, perfectly timed a blitz up the middle to get to Foles untouched for an 8-yard sack...Finished with five tackles (two solo), three QB hits and two pressures.

▶**vs. San Diego Chargers (Oct. 18):** Started at MLB and played 91 of 92 snaps, finishing with seven tackles (four solo), a team-high four QB hits, a team-best four pressures and a fumble recovery...Registered the first fumble recovery since his rookie season of 2009 when he dove on RB Melvin Gordon's fumble forced by S Ha Ha Clinton-Dix at the San Diego 34 with a little over six minutes remaining in the first half...On first-and-

goal from the Green Bay 3 with 33 seconds remaining, stuffed RB Danny Woodhead for just a 1-yard gain.

► **at Denver Broncos (Nov. 1):** Started at MLB and played 63 of 67 snaps, departing the game briefly in the third quarter with an ankle injury, but did return...Finished with eight tackles (seven solo) and a QB hit... Brought down RB Ronnie Hillman for a 5-yard loss on a screen pass late in the first half.

► **at Carolina Panthers (Nov. 8):** Started at MLB and appeared on all 67 plays, one of three Green Bay defenders to do so...Was tied for the lead among LBs with seven tackles (four solo) and helped limit RB Jonathan Stewart to an average of 3.1 yards per carry (66 yards on 20 attempts), his lowest average since Week 1.

88 Ty Montgomery, WR, Rookie, Stanford

• Finished his career at Stanford as the school's all-time leader in kickoff return yards with 2,493, besting Chris Owusu's mark of 2,132 yards from 2008-11.

• Posted 5,190 all-purpose yards with the Cardinal (334 rushing, 2,125 receiving, 238 PR, 2,493 KOR), the fourth most in school history behind Darrin Nelson, Glyn Milburn and Troy Walters.

• Earned second-team All-Pacific-12 honors as a return specialist and honorable mention All-Pac-12 recognition as a wide receiver as a senior in 2014.

2015 SEASON: Has played in six games with three starts, seeing action on offense and special teams...Has missed two contests due to an ankle injury (Weeks 8-9)...Has caught 15 passes for 136 yards (9.1 avg.) and two TDs...Has posted a 31.1-yard average on seven kickoff returns and has rushed for 14 yards on three carries (4.7 avg.).

► **at Chicago Bears (Sept. 13):** Served as the primary kickoff returner, posting a 35.3-yard average on his three returns...Registered a 41-yard return to the Chicago 39 on his first career return and later added a 46-yarder on the opening kick of the second half to help set up a Green Bay TD drive.

► **vs. Seattle Seahawks (Sept. 20):** Saw the first action of his career on offense, playing 25 snaps and catching four passes for 37 yards (9.3 avg.)...Three of the four catches came on Green Bay's go-ahead TD drive early in the fourth quarter, highlighted by a 17-yard grab...On the play, was lined up in the slot and caught a pass from QB Aaron Rodgers in the right flat, bouncing off tackle attempts by LB Bobby Wagner and CB Richard Sherman as he spun away for extra yardage...Also made a key play late in the first half when he drew a 52-yard pass interference penalty on Sherman as he streaked down the right sideline and made a leaping attempt for Rodgers' pass at the Seattle 35.

► **vs. Kansas City Chiefs (Sept. 28):** Saw significant action (66 snaps) with starting WR Davante Adams departing the game after just three plays due to an ankle injury...Caught two passes for 14 yards (7.0 avg.), highlighted by the first TD of his career, an 8-yard catch from Rodgers with just under 10 minutes remaining in the first quarter to give Green Bay a 7-0 lead...Was split out wide to the left against CB Marcus Cooper and made an inside move to gain separation before bouncing it back outside to make the grab from Rodgers and take it in for his first NFL score...Also posted a 32.0-yard average on his two kickoff returns.

► **at San Francisco 49ers (Oct. 4):** Started his first NFL game, opening as the third WR with WR Davante Adams sidelined (ankle)...Played 72 of 73 snaps and caught three passes for 15 yards (5.0 avg.)...Also registered the first rushing attempts of his pro career, picking up 10 yards on two carries (5.0 avg.).

► **vs. St. Louis Rams (Oct. 11):** Started for the second straight game as the third WR and caught a career-high four passes for a career-best 59 yards (14.8 avg.) and a TD...On third-and-6 on Green Bay's opening drive, came across the middle and found himself wide open at the St. Louis 24, catching the pass from Rodgers and taking it the rest of the way down the middle for the 31-yard TD.

► **vs. San Diego Chargers (Oct. 18):** Started as the third WR, posting two catches for 11 yards (5.5 avg.) and a 4-yard run, but left the game after sustaining an ankle injury on his 6-yard reception early in the second quarter...Did not return.

► **at Denver Broncos (Nov. 1):** Inactive (ankle).

► **at Carolina Panthers (Nov. 8):** Inactive (ankle).

55 Andy Mulumba, LB, 3rd Year, Eastern Michigan

• Saw action in two games on special teams in 2014 before being placed on season-ending injured reserve on Sept. 19 due to a knee injury.

• Appeared in 14 games with three starts as a rookie in 2013, recording 34 tackles (17 solo), a sack and a fumble recovery.

• One of three rookie free agents to make the opening-day roster in 2013, he was tied with CB Micah Hyde for the most starts by a Green Bay rookie on the defensive side of the ball with three. Was tied for No. 6 on the team with five tackles on special teams in '13.

2015 SEASON: Has played in five games, seeing time on defense and special teams...Has been inactive for three contests (healthy scratch)...Has posted two assisted tackles on defense and two tackles on special teams on special teams.

► **at Chicago Bears (Sept. 13):** Inactive (healthy scratch).

► **vs. Seattle Seahawks (Sept. 20):** Played 10 snaps on defense and three on special teams.

► **vs. Kansas City Chiefs (Sept. 28):** Posted a tackle on special teams, seeing action on 11 plays.

► **at San Francisco 49ers (Oct. 4):** Appeared on five plays on special teams.

► **vs. St. Louis Rams (Oct. 11):** Played 13 snaps on defense and one on special teams.

► **vs. San Diego Chargers (Oct. 18):** Appeared on 18 plays on defense and six on special teams...Registered an assisted tackle on defense and a tackle on special teams.

► **at Denver Broncos (Nov. 1):** Inactive (healthy scratch).

► **at Carolina Panthers (Nov. 8):** Inactive (healthy scratch).

96 Mike Neal, LB, 6th Year, Purdue

• Has registered 16.0 sacks since 2012, good for No. 3 on the team over that span.

• Was limited to just nine games as a pro due to injuries over the course of his first two seasons (2010-11), but rebounded to play in 43 games with 14 starts over the last three seasons (2012-14), including all 16 contests in both 2013 and 2014.

• Enjoyed the finest season of his career in 2013 after transitioning to a hybrid OLB/DE role and going on to set new career highs in every major statistical category.

2015 SEASON: Has played in all eight games with seven starts, opening three contests at LOLB and four at ROLB...Has registered 22 tackles (14 solo), two sacks, three QB hits and five pressures.

► **at Chicago Bears (Sept. 13):** Started at LOLB and played 55 snaps on the afternoon...Registered two tackles (both solo), including a stop of RB Matt Forte for a 1-yard loss on a third-quarter run.

► **vs. Seattle Seahawks (Sept. 20):** Started at ROLB and played 42 snaps, recording a season-high five tackles (two solo)...Stayed home at his ROLB spot to bring down QB Russell Wilson for a 2-yard loss on a zone-read play midway through the fourth quarter.

► **vs. Kansas City Chiefs (Sept. 28):** Played 44 snaps on defense and shared a sack with DT Mike Daniels early in the third quarter...Came off the right side and got past T Donald Stephenson to bring QB Alex Smith down for a 7-yard loss at the Kansas City 28...Finished with two tackles (one solo) and a pressure.

► **at San Francisco 49ers (Oct. 4):** With just under 4:30 remaining and the Packers leading, 17-3, came untouched off of the left side to sack QB Colin Kaepernick for an 8-yard loss on fourth down, forcing a turnover on downs.

► **vs. St. Louis Rams (Oct. 11):** Started at ROLB and played 45 snaps...Posted three tackles (two solo), two pressures and a QB hit...Got into the backfield to trip up RB Todd Gurley for a 3-yard loss on a third-quarter run.

► **vs. San Diego Chargers (Oct. 18):** Started at ROLB and played 64 snaps, finishing with three tackles (two solo), a half-sack, two QB hits, a pressure and a forced fumble...Came through unblocked from his LOLB

position for a shared 8-yard sack of QB Philip Rivers with DT Mike Daniels early in the fourth quarter for an 8-yard loss back to the Green Bay 30... Forced a fumble in the first quarter, coming across the play from his ROLB spot to punch the ball out from RB Melvin Gordon at the Green Bay 29, a fumble that was recovered by Chargers G D.J. Fluker.

► **at Denver Broncos (Nov. 1):** Started at ROLB, appearing on 51 plays and recording three tackles (all solo)...Fought off a block from TE Virgil Green to bring down RB Juwan Thompson for a 1-yard loss on a third-quarter run...Added another tackle for loss later in the game, coming up the middle to drop RB C.J. Anderson for a 3-yard loss on third down with just under two minutes remaining in the game.

► **at Carolina Panthers (Nov. 8):** Started at LOLB and played 59 snaps...Posted three tackles (one solo) and a QB pressure.

51 Nate Palmer, LB, 3rd Year, Illinois State

• Spent the entire 2014 season on injured reserve due to a knee injury sustained in the final preseason game.

• Appeared in eight games as a rookie in 2013, making two starts at OLB and registering 18 tackles (12 solo). Added a tackle on special teams.

• Made his first career start in Week 7 vs. Cleveland with Clay Matthews and Nick Perry both sidelined with injuries, and posted six tackles (three solo).

2015 SEASON: Has played in all eight games with seven starts at BLB... Ranks No. 2 on the team with 53 tackles (37 solo) and leads the LBs with three passes defended...Has added two tackles on special teams.

► **at Chicago Bears (Sept. 13):** Saw significant action in his hometown in relief of starting LB Sam Barrington, who left the game in the first quarter due to an ankle injury and did not return...Played 61 snaps and finished second on the team with nine tackles (six solo) and a pass defended.

► **vs. Seattle Seahawks (Sept. 20):** Started at BLB, the first start of his career on the inside, and led the linebackers with six tackles (four solo) and a pass defended...Helped limit RB Marshawn Lynch to just 41 yards on 15 carries (2.7 avg.).

► **vs. Kansas City Chiefs (Sept. 28):** Started at BLB, appearing on 35 plays, and registered four tackles (three solo)...Late in the first quarter, perfectly read a screen pass from QB Alex Smith to RB Jamaal Charles, fighting off a block by G Ben Grubbs to bring Charles down for just a 1-yard gain at the Kansas City 21...Helped limit Charles to just 49 yards rushing on 11 carries (4.5 avg.), with a long of 13 yards.

► **at San Francisco 49ers (Oct. 4):** Started at BLB and played 37 snaps...Led the LBs with six tackles (five solo) and a pass defended... Helped limit the 49ers to just one rushing first down and RB Carlos Hyde to only 20 yards rushing on eight carries (2.5 avg.)...Added a tackle on special teams.

► **vs. St. Louis Rams (Oct. 11):** Started at BLB, appearing on 52 snaps and recording five tackles (four solo)...Helped limit QB Nick Foles to a 23.8 passer rating as he completed only 11 of 30 passes for 141 yards and one TD with a career-high four INTs (previous high was two INTs).

► **vs. San Diego Chargers (Oct. 18):** Started at BLB and played 80 snaps, finishing with a team-leading and career-high 13 tackles (nine solo)...Added a QB pressure...Helped limit the Chargers to just 60 yards rushing on 21 carries (2.9 avg.).

► **at Denver Broncos (Nov. 1):** Started at BLB, appearing on 53 plays and recording eight tackles (six solo).

► **at Carolina Panthers (Nov. 8):** Started at BLB and played 23 snaps, recording two assisted tackles...Added a tackle on special teams.

64 Mike Pennel, DT, 2nd Year, Colorado State-Pueblo

• Made the team as a rookie free agent and played in 13 games in 2014. One of two non-drafted rookie free agents to be on the Packers' 53-man roster for Week 1 (LB Jayrone Elliott).

• Recorded 18 tackles, the second most among Packers rookies last season, trailing only Ha Ha Clinton-Dix (95).

2015 SEASON: Has played in all eight games with three starts and has posted 19 tackles (12 solo).

► **at Chicago Bears (Sept. 13):** Opened at DE, the first start of his NFL career, and played 13 snaps...Recorded two tackles (one solo).

► **vs. Seattle Seahawks (Sept. 20):** Played 20 snaps and registered three tackles (one solo) and a pressure...Helped limit RB Marshawn Lynch to just 41 rushing yards on 15 attempts (2.7 avg.)...Fought off blocks by T Garry Gilliam and G J.R. Sweezy to trip up Lynch for a 1-yard loss on run early in the second quarter.

► **vs. Kansas City Chiefs (Sept. 28):** Started at DE, playing 10 snaps and recording three tackles (all solo).

► **at San Francisco 49ers (Oct. 4):** Opened at DE and played eight snaps.

► **vs. St. Louis Rams (Oct. 11):** Played 17 snaps on defense and registered two tackles (one solo).

► **vs. San Diego Chargers (Oct. 18):** Appeared on 24 plays on defense and recorded three tackles (two solo), two QB hits and a pressure.

► **at Denver Broncos (Nov. 1):** Played 17 snaps and registered a career-high five tackles (three solo).

► **at Carolina Panthers (Nov. 8):** Appeared on 16 plays and registered a solo tackle, a QB hit and a pressure.

56 Julius Peppers, LB, 14th Year, North Carolina

• In his first season in Green Bay (2014), joined Houston DE J.J. Watt as the only players in the NFL to record a sack, a forced fumble, a fumble recovery, an interception and a defensive TD.

• In 2014, became the first LB in franchise history to post two TD returns on interceptions in the same season. Is the only player in NFL history with 100 sacks and four INT returns for TDs.

• Has been selected to the Pro Bowl eight times during his career (2004-06, 2008-12) and has been named first-team All-Pro by *The Associated Press* three times (2004, 2006, 2010). Was named to the NFL's All-Decade Team for the 2000s.

• Since entering the NFL in 2002, ranks No. 3 in the league in both sacks (131.0) and forced fumbles (44).

• Ranks No. 14 in NFL history (since 1982) with 131.0 career sacks.

2015 SEASON: Has started all eight games, opening four at ROLB and four at LOLB, and leads the team with 5.5 sacks (tied for No. 12 in the NFL)...Has posted at least one sack in five games this season, which is tied for No. 5 in the NFL behind four players (six games)...Has registered 20 tackles (15 solo), five QB hits and seven pressures.

► **at Chicago Bears (Sept. 13):** Started at ROLB and registered 1.5 sacks, moving past LB Derrick Thomas (126.5) for No. 15 in NFL history... On the first sack, a 2-yarder on third down on Chicago's opening drive that was shared with DT B.J. Raji, fought off T Kyle Long to bring Cutler down as the Bears were forced to settle for a field goal...On Chicago's next possession, beat Long again on third down, this time bringing Cutler down on his own for a 10-yard loss to force a Chicago punt...Finished with five tackles (all solo) and a QB pressure.

► **vs. Seattle Seahawks (Sept. 20):** Started at LOLB and recorded a sack and a pressure...Was credited with a 1-yard sack as he chased QB Russell Wilson out of bounds early in the third quarter.

► **vs. Kansas City Chiefs (Sept. 28):** Opened at ROLB and registered two tackles (one solo) and two pressures, seeing action on 50 plays.

► **at San Francisco 49ers (Oct. 4):** Started at ROLB and played 30 snaps...Came off the left side and fought off a block from T Erik Pears to get to QB Colin Kaepernick and drag him down by one leg for a 6-yard sack in the fourth quarter...Finished with two solo tackles.

► **vs. St. Louis Rams (Oct. 11):** Started at LOLB and registered three tackles (all solo), a sack, a forced fumble, three QB hits and a pressure... Came from his ROLB spot and fought off a block from TE Lance Kendricks to register a 6-yard sack/forced fumble on QB Nick Foles late in the third quarter, a fumble the Rams recovered...Had a hand in a turnover play earlier in the game in the first quarter, walking back LT Greg Robinson to put a hit on Foles and force an overthrow on his pass intended for WR Kenny Britt, one that was intercepted by DB Micah Hyde at the Green Bay 48.

► **vs. San Diego Chargers (Oct. 18):** Started at LOLB and played 71 snaps, finishing with two tackles (one solo), a sack, two pressures and a QB hit...Late in the third quarter, came from his LOLB position and walked back T Joe Barksdale to sack QB Philip Rivers for a 3-yard loss.

► **at Denver Broncos (Nov. 1):** Started at LOLB, appearing on 51 plays

and recording two tackles (one solo) and a QB hit...Fought off a block by T Michael Schofield to join DT B.J. Raji as they brought RB Ronnie Hillman down for a 2-yard loss on a first-quarter run.

►**at Carolina Panthers (Nov. 8):** Started at ROLB and played 37 snaps...Registered three tackles (two solo).

80 Justin Perillo, TE, 2nd Year, Maine

• Appeared in two games as a rookie in 2014, starting out the season on the practice squad for the first nine contests before being signed to the 53-man roster for the final seven games and both playoff contests.

• Was originally signed by Green Bay as a non-drafted free agent on May 12, 2014.

2015 SEASON: Has played in three games and has two catches for 27 yards (13.5 avg.)...Was on Green Bay's practice squad for the first five games before being signed to the active roster on Oct. 14.

►**vs. San Diego Chargers (Oct. 18):** Played seven snaps on offense and registered the first catch of his NFL career...Was split out to the left and made a diving grab near the right sideline with S Jahleel Addae covering him for a 21-yard gain to the Green Bay 33.

►**at Denver Broncos (Nov. 1):** Appeared on six plays on offense and posted a 6-yard reception.

►**at Carolina Panthers (Nov. 8):** Played six snaps on offense and one on special teams.

53 Nick Perry, LB, 4th Year, Southern California

• Set a career high with 15 games played in 2014. Appeared in both playoff contests, including his first postseason start, and finished No. 3 on the team with 1.5 sacks.

• Battled injuries in each of his first two seasons, but was productive when healthy, tallying six sacks and three forced fumbles in his first 17 professional contests.

• Posted career highs in every statistical category in 2013, including starts (six), tackles (42), solo tackles (22), sacks (four) and forced fumbles (three).

2015 SEASON: Has played in seven games with one start and has recorded 23 tackles (15 solo), 3.5 sacks (No. 3 on the team), a forced fumble, two QB pressures and a pass defended...Was inactive for one game (shoulder/hand).

►**at Chicago Bears (Sept. 13):** Played 31 snaps and registered an assisted tackle and a QB pressure.

►**vs. Seattle Seahawks (Sept. 20):** Appeared on 32 plays and posted a season-high five tackles (three solo)...On Seattle's opening drive, came from his ROLB spot to drop RB Marshawn Lynch in the backfield for a 3-yard loss at the Seattle 5 to force a punt.

►**vs. Kansas City Chiefs (Sept. 28):** Made his first start of the season, opening at LOLB and playing 33 snaps...Posted his first sack of the season when he blew past T Donald Stephenson and punched the ball out of QB Alex Smith's hand on the 6-yard sack, a fumble that was recovered by the Chiefs...Midway through the third quarter, came off the right side and walked Stephenson back to force Smith out of the pocket as he scrambled to his left and was picked off by CB Sam Shields at the Kansas City 19 to set up a Green Bay TD...Finished with two tackles (one solo) and a QB pressure.

►**at San Francisco 49ers (Oct. 4):** On a first-and-goal for San Francisco at the Green Bay 5 in the second quarter, blew past T Joe Staley to sack QB Colin Kaepernick for a 10-yard loss and help force the 49ers to settle for a field goal...Posted his second sack on the afternoon early in the fourth quarter when he brought Kaepernick down for a 2-yard loss after he stepped up in the pocket...It marked his third straight season (2013-15) with a two-sack game, one of only two Packers to do so over that span (LB Clay Matthews).

►**vs. St. Louis Rams (Oct. 11):** Played 12 snaps before departing in the second quarter due to a shoulder injury, and did not return...Shared a 7-yard sack of QB Nick Foles with Matthews midway through the first quarter, coming from his ROLB spot and fighting off a chip block from TE Cory Harkey to get to the QB...Finished with three tackles (all solo).

►**vs. San Diego Chargers (Oct. 18):** Inactive (shoulder/hand).

►**at Denver Broncos (Nov. 1):** Returned to action, appearing on 15

snaps...Registered three tackles (one solo).

►**at Carolina Panthers (Nov. 8):** Played 38 snaps and was tied for the lead among LBs with seven tackles (five solo), adding a pass defended...Avoided a block from TE Ed Dickson on an end-around run by WR Corey Brown early in the second quarter, reading the play and dropping Brown for a 12-yard loss...Got his left hand up to deflect a QB Cam Newton pass intended for Brown later in the second quarter.

81 Andrew Quarless, TE, 6th Year, Penn State

• Appeared in all 16 games for the second straight season in 2014, opening a career-high 11 contests and posting career bests for receiving yards (323) and TD catches (three).

• Moved into a starting role in 2013 in Week 8 following TE Jermichael Finley's season-ending neck injury and responded with a career-best 32 catches for 312 yards (9.8 avg.) and two TDs.

• Sidelined for the entire 2012 campaign as he continued his rehabilitation from a significant knee injury sustained at the N.Y. Giants in Week 13 of the 2011 season.

2015 SEASON: Has played in three games and has two catches for 14 yards (7.0 avg.)...Was placed on injured reserve/designated for return on Sept. 30.

►**at Chicago Bears (Sept. 13):** Played 24 snaps, helping to protect QB Aaron Rodgers as he was not sacked and threw for 189 yards and three TDs on 18-of-23 passing...Also helped clear the way for Green Bay's 133 rushing yards on 30 attempts (4.4 avg.).

►**vs. Seattle Seahawks (Sept. 20):** Appeared on 20 plays and helped block for RB James Starks, who registered 95 yards on 20 carries (4.8 avg.) in relief of injured RB Eddie Lacy...Came across the backfield to deliver a key block on LB Bruce Irvin to help spring Starks for a game-long 35-yard run midway through the third quarter.

►**vs. Kansas City Chiefs (Sept. 28):** Posted his first catches of the season, hauling in two passes for 14 yards (7.0 avg.), but sustained a knee injury on his 7-yard grab down to the Kansas City 22 after taking a low hit from CB Marcus Peters midway through the second quarter...Left the game and did not return.

90 B.J. Raji, DT, 7th Year, Boston College

• Earned his first bid to the Pro Bowl in 2011, becoming the first Green Bay defensive tackle since Bob Brown in 1972 to be voted to the all-star team.

• Missed the entire 2014 season with a biceps injury suffered during a preseason game vs. Oakland (Aug. 22).

• Played in 70 games from 2010-13 (including playoffs), tied for the second most in the NFL by a defensive lineman over that span.

• Led all NFL nose tackles with 6½ sacks in 2010, the most recorded by a nose tackle since Minnesota's Ken Clarke posted seven in 1990 (according to STATS LLC).

2015 SEASON: Has started all seven games he has played in at NOSE and ranks No. 2 on the defensive line with 23 tackles (10 solo)...Has added a half-sack, a QB hit, two pressures and a pass defended.

►**at Chicago Bears (Sept. 13):** Started and played 48 snaps..Fought off a block by G Vladimir Ducasse to split a 2-yard sack of QB Jay Cutler with LB Julius Peppers on Chicago's opening drive, forcing the Bears to settle for a 28-yard Robbie Gould field goal.

►**vs. Seattle Seahawks (Sept. 20):** Started and played 42 snaps, helping limit RB Marshawn Lynch to just 41 yards on 15 carries (2.7 avg.)...Posted four tackles (three solo) and a pressure...On Seattle's opening drive, fought off a block by C Drew Nowak to drop Lynch in the backfield for a 2-yard loss...Made another stop of Lynch for a 2-yard loss midway through the second quarter.

►**vs. Kansas City Chiefs (Sept. 28):** Started and played 25 snaps, posting an assisted tackle...Helped limit RB Jamaal Charles to just 49 yards rushing on 11 carries (4.5 avg.), with a long of 13 yards.

►**at San Francisco 49ers (Oct. 4):** Started and appeared on 24 plays, leading the defensive line with four tackles (two solo)...Helped limit the 49ers to just one rushing first down and RB Carlos Hyde to only 20 yards rushing on eight carries (2.5 avg.).

►**vs. St. Louis Rams (Oct. 11):** Started and played 26 snaps, but left the game early in the third quarter due a groin injury and did not return...

Posted four tackles (two solo) prior to his departure.

► **vs. San Diego Chargers (Oct. 18):** Inactive (groin).

► **at Denver Broncos (Nov. 1):** Started and played 29 snaps, finishing with three assisted and a pass defended...Fought off a block by C Matt Paradis to join LB Julius Peppers as they brought RB Ronnie Hillman down for a 2-yard loss on a first-quarter run...Made a leaping left-handed deflection of a QB Peyton Manning pass intended for Hillman over the middle deep in Green Bay territory early in the fourth quarter on second down, helping to limit the Broncos to a FG.

► **at Carolina Panthers (Nov. 8):** Started at NOSE, appearing on 32 plays, and posted an assisted tackle...Helped limit RB Jonathan Stewart to an average of 3.1 yards per carry (66 yards on 20 attempts), his lowest average since Week 1.

23 Damarious Randall, CB, Rookie, Arizona State

• Earned first-team All-Pacific-12 honors at safety as a senior in 2014 after he led the Sun Devils in tackles (106) and passes defended (12) and tied for the team lead with three interceptions.

• Appeared in 12 games with nine starts as a junior in '13, his first season at Arizona State, and posted 71 tackles (48 solo), three interceptions, six passes defended and two forced fumbles.

• Was named an NJCAA first-team All-American in 2012 at Mesa (Ariz.) Community College after recording 69 tackles (50 solo), nine interceptions, 17 passes defended, a forced fumble and a fumble recovery.

2015 SEASON: Has played in all eight games with three starts (two at LCB, one at RCB) and has posted 31 tackles (25 solo), two interceptions (tied for the team lead) and a team-best 11 passes defended...Is tied for No. 2 among NFL rookies in interceptions this season.

► **at Chicago Bears (Sept. 13):** Played 61 snaps on defense and posted two tackles (one solo) and a team-high two passes defended...Broke up a QB Jay Cutler pass intended for WR Eddie Royal late in the first half and also broke up Cutler's deep pass intended for RB Matt Forte on the sideline in the third quarter inside the Green Bay 10-yard line.

► **vs. Seattle Seahawks (Sept. 20):** Played 14 snaps on defense and five on special teams...Registered a pass defended.

► **vs. Kansas City Chiefs (Sept. 28):** Played 54 snaps on defense and recorded two solo tackles and a pass defended...Perfectly timed a hit on RB Charcandrick West on a pass in the flat late in the fourth quarter, drilling West near the Green Bay 30 to break up the pass.

► **at San Francisco 49ers (Oct. 4):** Played 39 snaps and recorded three tackles (two solo) and a pass defended...On a third down at the Green Bay 15 with just over 4:30 remaining in the game, made a leaping deflection to break up a QB Colin Kaepernick pass intended for WR Torrey Smith in the end zone...Helped limit the 49ers to just 196 yards of total offense and Kaepernick to a 55.4 passer rating (13 of 25, 160 yards, one INT).

► **vs. St. Louis Rams (Oct. 11):** Made his first NFL start, opening at LCB with the defense opening in nickel...Played 33 snaps and registered four tackles (three solo)...Helped limit QB Nick Foles to a 23.8 passer rating as he completed only 11 of 30 passes for 141 yards and one TD with a career-high four INTs (previous high was two INTs).

► **vs. San Diego Chargers (Oct. 18):** Started at LCB for the second straight game with the team opening in nickel, and had a hand in the game's deciding play...Jumped QB Philip Rivers' pass intended for RB Danny Woodhead in the right flat on fourth-and-goal from the Green Bay 3 with 20 seconds remaining...Dove to make a deflection of the pass intended for Woodhead near the pylon to seal the victory...Finished with six tackles (all solo) and two passes defended.

► **at Denver Broncos (Nov. 1):** Playing through an ankle injury he sustained in practice during the week leading up to the game, appeared on 55 snaps and registered a career-high nine tackles (six solo), an interception and two passes defended...Posted the first INT of his NFL career on a third down with just under 10 minutes remaining in the game...On the play, made a diving catch on a pass from QB Peyton Manning intended for WR Andre Caldwell near the sideline at the Green Bay 29.

► **at Carolina Panthers (Nov. 8):** Started at RCB and played all 67 snaps, one of three Green Bay defenders to do so...Registered five tackles (all solo), an interception and two passes defended...After the Packers

scored a TD to get within eight points (37-29) with just under four minutes remaining, picked off QB Cam Newton's pass near the sideline intended for WR Ted Ginn, keeping both feet in bounds as he returned the pick 4 yards to the Carolina 22...Earlier in the game, went low on Newton to bring him down for just a 3-yard gain on third-and-7 to limit the Panthers to a field goal in the second quarter.

28 Sean Richardson, S, 4th Year, Vanderbilt

• Played in all 16 games in 2014 for the first time in his career and led the team with a career-high 17 tackles on special teams.

• Returned to the field late in the 2013 season after suffering a neck injury that ended his rookie campaign prematurely in 2012.

• Was one of four non-drafted free agents to make the club's opening-day roster in 2012, joining T Don Barclay, WR Jarrett Boykin and LB Dezman Moses.

2015 SEASON: Played in three games with one start before a neck injury ended his season...Recorded two tackles (both solo) and a pass defended on defense and one tackle on special teams...Was placed on injured reserve on Oct. 14.

► **at Chicago Bears (Sept. 13):** Started his first career game as the Packers opened with three safeties on the field...Played 28 snaps on defense and 15 on special teams...Posted two solo tackles and a QB pressure on defense.

► **vs. Seattle Seahawks (Sept. 20):** Played four snaps on defense, recording a pass defended, and 19 on special teams.

► **vs. Kansas City Chiefs (Sept. 28):** Inactive due to an ankle injury sustained in practice on Sept. 25.

► **at San Francisco 49ers (Oct. 4):** Played 16 snaps on defense and 16 on special teams.

► **vs. St. Louis Rams (Oct. 11):** Was inactive due to a neck injury sustained in practice leading up to the game.

22 Aaron Ripkowski, FB, Rookie, Oklahoma

• Former walk-on played in 47 games, starting 17 contests in four seasons.
• Winner of the Don Key Award, presented annually to an Oklahoma Sooner senior who exemplifies all-around excellence in the classroom and on the field.

• Named first-team All-Big 12 by 247Sports.com and second-team All-Big 12 by the league's coaches after the 2014 season.

• Saw the most extensive offensive action as a senior, starting a career-best nine games and recording four touchdowns (three rushing and one receiving).

2015 SEASON: Has played in all eight games, seeing action primarily on special teams, and has posted four tackles...Has one reception for 18 yards.

► **at Chicago Bears (Sept. 13):** Played 12 snaps on special teams in his pro debut and recorded a tackle...Also fielded a squib kick by K Robbie Gould late in the first half but did not attempt a return.

► **vs. Seattle Seahawks (Sept. 20):** Appeared on 19 plays on special teams.

► **vs. Kansas City Chiefs (Sept. 28):** Played 22 snaps on special teams and saw the first action of his career on offense, appearing on three plays...Registered a tackle on special teams.

► **at San Francisco 49ers (Oct. 4):** Played 17 snaps on special teams and registered a tackle...Also appeared on one play on offense.

► **vs. St. Louis Rams (Oct. 11):** Appeared on 16 plays on special teams.

► **vs. San Diego Chargers (Oct. 18):** Played 17 snaps on special teams.

► **at Denver Broncos (Nov. 1):** Appeared on 18 plays on special teams and four on offense.

► **at Carolina Panthers (Nov. 8):** Caught his first pass as a pro, hauling in a pass in the flat from a rolling-out QB Aaron Rodgers...Picked up 18 yards on the reception, breaking a tackle attempt by CB Bene Benwikere before being brought down by a host of Carolina defenders at the Carolina 47 on a drive that would be capped off by a 1-yard TD pass from Rodgers to TE Richard Rodgers...Added a tackle on special teams.

12 Aaron Rodgers, QB, 11th Year, California

- Was named the NFL's Most Valuable Player by *The Associated Press* in 2014 for the second time in his career (also 2011), becoming the eighth player in league history to win the award multiple times.
- Ranks No. 1 in NFL history (min. 1,500 attempts) with a career passer rating of 106.2, nearly nine points ahead of No. 2 Tony Romo (97.6). Also ranks No. 1 in league annals in career INT percentage (1.61) and TD/INT ratio (4.08, 245/60) and No. 3 in completion percentage (65.7) and yards/attempt (8.19).
- Is the only quarterback in league history to record a 100-plus passer rating in six consecutive seasons (2009-14), with no other QB doing so in more than four straight seasons.
- In 111 career regular-season starts, has posted 42 games with 300-plus passing yards, 66 without an interception (min. 15 attempts) and 66 with a 100-plus passer rating.
- Has helped the Packers average 28.32 points per game in his 111 career starts, No. 2 among NFL quarterbacks since 1950 with 50-plus starts (Tom Brady, 28.33).

2015 SEASON: Ranks No. 5 in the NFL with a 108.2 passer rating, connecting on 163 of 252 passes (64.7 percent) for 1,937 yards and 19 TDs with three INTs...Is tied for No. 3 in the NFL in TD passes and ranks No. 2 in TD percentage (7.5) and TD/INT ratio (6.33)...Has 22 completions of 25-plus yards, which is tied for No. 1 in the NFL...Ranks No. 5 among QBs with 213 rushing yards on 35 attempts (6.1 avg.), and is tied for No. 6 among QBs with 12 rushing first downs.

► **at Chicago Bears (Sept. 13):** Posted a 140.5 passer rating, the top mark of his career in a season opener, as he connected on 18 of 23 passes (78.3 percent) for 189 yards and three TDs with zero INTs...Posted three TD passes/zero INTs/140-plus passer rating for the third straight game against Chicago (both contests in 2014), the lone NFL quarterback to do so against a single opponent (has also done it vs. Minnesota, 2010-11)... Also became the first QB in NFL history to have 13 TD passes and zero INTs over a three-game span vs. one opponent (Chicago)...Found WR James Jones twice for TDs (13 yards, 1 yard) and WR Randall Cobb on a perfectly placed throw over Cobb's shoulder for a 5-yard TD early in the fourth quarter that gave Green Bay a 24-16 lead...Added 35 rushing yards and picked up three first downs on eight carries (4.4 avg.), his best rushing-yardage total since posting 57 yards on five attempts at Indianapolis on Oct. 7, 2012.

► **vs. Seattle Seahawks (Sept. 20):** Connected on 25 of 33 passes (75.8 percent) for 249 yards and two TDs with no INTs for a 116.9 passer rating, his 13th straight home game with a 100-plus passer rating (min. five att.)...Threw a 29-yard TD pass down the middle to Jones on the Packers' opening drive after drawing DE Michael Bennett offside, stepping up in the pocket to find Jones...Early in the fourth quarter with Green Bay trailing, 17-16, stepped up in the pocket and moved to his left before finding TE Richard Rodgers for a 5-yard TD pass and then a two-point conversion to put Green Bay up for good, 24-17...On the drive, completed all eight of his passes for 78 yards on the 10-play, 80-yard drive...Dating back to last season, has now completed 75.0 percent or more of his passes in four straight regular-season games (min. 20 att.), the first QB in team history to accomplish that feat.

► **vs. Kansas City Chiefs (Sept. 28):** Threw for 333 yards and a season-best five TDs on 24-of-35 passing (68.6 percent) for a 138.5 passer rating...Threw for five-plus TDs for the fourth time in his career, topping QB Brett Favre's franchise record of three...Tied an NFL record (Kurt Warner, 1999-2000) by posting a 100-plus passer rating and 15-plus attempts in his 10th straight home game in the regular season...Posted a season-high five completions of 25-plus yards...Did not throw an INT for the 16th time in the last 19 regular-season games...Brought his streak of TD passes without an interception at Lambeau Field to 43 in the regular season, more than twice as long as any other streak of TD passes without an INT in home games in NFL history...Found Cobb three times for TDs (3, 4, 4) and Jones for the second straight week on a free play after drawing the Chiefs offside, connecting with him for a 27-yard TD on a back-shoulder throw late in the first half to give Green Bay a 24-7 lead at the break... Was named the NFC Offensive Player of the Week for his performance, the

13th time in his career he had won the weekly award as he surpassed QB Brett Favre (12) for the team record.

► **at San Francisco 49ers (Oct. 4):** Posted a 99.0 QB rating as he completed 22 of 32 passes for 224 yards and a TD with no INTs... Brought his streak of consecutive attempts without an INT to 191, the fourth-longest streak in franchise annals...On his TD pass, a 9-yarder to TE Richard Rodgers on the opening drive, spun away from pressure by DL Arik Armstead to buy himself time, then slid to his left to avoid LB Aaron Lynch before finding Rodgers in the back of the end zone for the sliding catch...Rushed for 33 yards on three attempts (11.0 avg.), including a season-long 17-yarder down the right sideline midway through the third quarter down to the San Francisco 1 that set up John Kuhn's TD run on the next play.

► **vs. St. Louis Rams (Oct. 11):** Threw for 241 yards and two TDs on 19-of-30 passing...Also led the team in rushing with 39 yards on eight carries (4.9 avg.), including a season-long 18-yard pickup on Green Bay's opening drive as he took it up the middle for the first down on third-and-7...Threw his first interception at Lambeau Field since Dec. 2, 2012, when he was picked off by LB James Laurinaitis on a ball that was tipped at the line in the first quarter...The INT snapped a streak of 492 attempts and 44 TD passes at home without an INT (both NFL records), and including playoffs, 586 straight attempts and 49 TD passes...The pick also snapped his streak of 191 consecutive passes in the regular season without an INT, the fourth-longest streak in team history...Had his first two-INT game at Lambeau Field since Oct. 24, 2010, vs. Minnesota, snapping a streak of 33 straight home starts without throwing two INTs in a game, the longest streak in the NFL during the Super Bowl era.

► **vs. San Diego Chargers (Oct. 18):** Completed 16 of 29 passes for 255 yards and two TDs with no INTs for a 107.7 passer rating...Went over the 30,000-yard passing mark for his career early in the fourth quarter on a 12-yard completion to RB Eddie Lacy, reaching the mark on his 3,652nd attempt, the fewest needed in NFL history as he bested the previous record held by QB Johnny Unitas (3,695)...His 241 TD passes at the time of hitting the 30,000-yard mark was also an NFL record...Completed passes of 20-plus yards to five different players (Jones, Cobb, Rodgers, WR Jeff Janis, TE Justin Perillo), his first time doing so since Week 13 last season vs. New England.

► **at Denver Broncos (Nov. 1):** Completed 14 of 22 passes for 77 yards and rushed for 31 yards on two carries (15.5 avg.)...His 14-yard run midway through the second quarter put him over the 2,000-yard rushing mark for his career, making him just the eighth QB in league history to pass for 30,000-plus yards and rush for 2,000-plus yards.

► **at Carolina Panthers (Nov. 8):** Threw for a season-high 369 yards and four TDs on 25-of-48 passing...Connected on a 53-yard TD pass to Cobb on the opening drive of the second half on an out-and-up route, perfectly placing the ball over Cobb's shoulder with CB Bene Benwikere in coverage...His first TD pass of the day came late in the first quarter when he rolled to his right and found Rodgers in a tight window by the sideline for a 1-yard score...Added two TD passes in the fourth quarter, the first on a 29-yard screen to Starks and the second a 3-yarder over the middle to Rodgers...Connected on five passes of 25-plus yards on the afternoon, matching his season high set in Week 3 vs. Kansas City.

82 Richard Rodgers, TE, 2nd Year, California

- Played in all 16 games with five starts as a rookie in 2014 and made 20 catches for 225 yards (11.3 avg.) and two TDs.
- Became the first rookie TE to start for the Packers in a season opener since Jackie Harris opened in a two-tight-end set in 1990. Also became the first rookie TE to appear in all 16 games since Bubba Franks in 2000.
- His 43-yard grab at Chicago in Week 4 was the longest reception by a rookie TE in team history.

2015 SEASON: Has started all eight games and is No. 2 on the team with 28 catches for 224 yards (8.0 avg.) and four TDs...Is tied for No. 5 among NFL tight ends in TD catches.

► **at Chicago Bears (Sept. 13):** Started and played 37 snaps, catching three passes for 27 yards (9.0 avg.)...Caught a 20-yard pass over the middle in the first quarter on Green Bay's first TD drive of the game...Also

had the first rushing attempt of his career, picking up 11 yards in the third quarter after QB Aaron Rodgers lateraled him the ball.

►**vs. Seattle Seahawks (Sept. 20):** Started and played 46 snaps, hauling in three passes for 23 yards (7.7 avg.) and a TD...With the Packers trailing 17-16 early in the fourth quarter, caught a 5-yard TD pass from Rodgers and also caught a two-point conversion on the next play to put Green Bay up, 24-17, a lead they would not relinquish...On the TD, was lined up in the left slot and ran toward the corner of the end zone before coming back to make the grab over CB Cary Williams.

►**vs. Kansas City Chiefs (Sept. 28):** Started and appeared on 53 snaps, hauling in two passes for 15 yards (7.5 avg.).

►**at San Francisco 49ers (Oct. 4):** Started and played 66 of 73 snaps, catching five passes for 45 yards (9.0 avg.) and a TD...On his TD catch, a 9-yard grab that capped off Green Bay's opening drive, was split out to the left up top...Came across the middle first before moving back to the left to find an opening for a scrambling Rodgers, eluding S Antoine Bethea to make a diving catch in the back of the end zone...Three of his five catches on the afternoon went for first downs.

►**vs. St. Louis Rams (Oct. 11):** Started and appeared on 58 of 62 snaps, hauling in a career-high and team-leading six catches for 45 yards (7.5 avg.)...Two of his catches went for first downs, including an 18-yarder on Green Bay's final drive on third-and-7 that helped set up K Mason Crosby's 35-yard FG.

►**vs. San Diego Chargers (Oct. 18):** Started and played 45 of 53 snaps, hauling in two passes for 34 yards (17.0 avg.), including a season-long 25-yard catch in the fourth quarter...Came across the play to catch a pass in the flat from Rodgers on a play-action pass and took it down the left sideline to the Green Bay 45 on a drive that was capped off by a 28-yard Mason Crosby FG.

►**at Denver Broncos (Nov. 1):** Started and played 51 of 53 snaps... Caught two passes for 16 yards (8.0 avg.).

►**at Carolina Panthers (Nov. 8):** Posted the first two-TD game of his career, catching a 1-yard score from Rodgers in the first quarter and a 3-yarder with under four minutes remaining that brought the Packers within one score (37-29) after trailing by 23 points in the fourth quarter... On the first TD, found an opening near the side of the end zone as Rodgers rolled out to his right and found him for the score with CB Bene Benwikere in coverage...Made an inside move on DE Kony Ealy to free himself as he caught a 3-yard pass over the middle for the score with 3:43 remaining in the game...Finished with five receptions for 19 yards (3.8 avg.), his third game of the season with five-plus catches.

24 Quinten Rollins, CB, Rookie, Miami (Ohio)

• Played one season of college football and was named Mid-American Conference Defensive Player of the Year and first-team All-MAC.

• Started all 12 games in 2014 and tied the school single-season record for interceptions with seven, while also registering 72 tackles (53 solo), four tackles for a loss, a forced fumble, 16 passes defended and a defensive touchdown.

• Played basketball for four seasons at Miami (Ohio) and ranked second in school history and 12th in conference history in steals (214). Finished his career ranked fourth at Miami in career assists (391), seventh in games started (106) and ninth in minutes played (3,448).

2015 SEASON: Has played in six games, seeing time on defense and special teams, and has been inactive for two contests...Has posted nine tackles (seven solo), two interceptions (one for a TD) and three passes defended...Is tied for the team lead in INTs and is tied for No. 2 among NFL rookies...Has added five tackles on special teams (tied for No. 4 on the team).

►**at Chicago Bears (Sept. 13):** Played five snaps on special teams in his NFL debut and made one tackle.

►**vs. Seattle Seahawks (Sept. 20):** Inactive (healthy scratch).

►**vs. Kansas City Chiefs (Sept. 28):** Played 17 snaps on defense and 20 on special teams...Recorded the first statistics of his career on defense, posting three tackles (two solo) and a pass defended...Added a season-high two tackles on special teams.

►**at San Francisco 49ers (Oct. 4):** Played three snaps on defense and

19 on special teams...Posted two tackles on defense (one solo), coming up in run support to tackle RB Carlos Hyde for no gain after he bounced a run out toward the left sideline midway through the second quarter.

►**vs. St. Louis Rams (Oct. 11):** Posted two interceptions, the first Green Bay rookie to do so since Casey Hayward had two at Houston on Oct. 14, 2012...Late in the first quarter, picked off QB Nick Foles' intended for TE Jared Cook and returned the interception 45 yards for a TD, the first rookie to record a pick-six since S Marques Anderson in 2002 (vs. Detroit, Nov. 10)...Sealed the win with his second INT of the afternoon on a third-and-goal from the 7 with less than 30 seconds remaining...Was lined up in the slot against WR Stedman Bailey, passing Bailey off and jumping in front of WR Tavon Austin to make the pick...Finished with two solo tackles in addition to his INTs.

►**vs. San Diego Chargers (Oct. 18):** Played 12 snaps on defense and 16 on special teams...Registered two solo tackles on defense.

►**at Denver Broncos (Nov. 1):** Played five snaps on special teams, but left the game early in the second quarter with a neck injury and did not return...Tied for the team lead with two special teams tackles, including a stop of WR Emmanuel Sanders for just a 1-yard gain on a first-quarter punt return.

►**at Carolina Panthers (Nov. 8):** Inactive (neck).

47 Jake Ryan, LB, Rookie, Michigan

• Started 41 of 46 games played at Michigan, appearing at inside linebacker as a senior after spending his first three seasons at outside linebacker and defensive end.

• Served as a team captain for his final two seasons and was a three-time winner (2012-14) of the Roger Zatkoff Award, given to Michigan's top LB.

• Earned the Bo Schembechler Award, given to the team's most valuable player, in 2014.

• Named first-team All-Big Ten by the coaches and media in 2014 and second-team All-Big Ten (media and *Phil Steele's College Football*) and honorable mention (coaches) in 2012.

2015 SEASON: Has played in six games, seeing time on defense and special teams...Has registered eight tackles (five solo) on defense and is tied for No. 4 on the team with five tackles on special teams...Was inactive for two contests due to a hamstring injury (Weeks 4-5).

►**at Chicago Bears (Sept. 13):** Appeared on 14 plays on special teams in his NFL debut, pacing the team with three tackles.

►**vs. Seattle Seahawks (Sept. 20):** Played 19 snaps on special teams and posted a tackle...Made a tackle of WR Tyler Lockett on a first-quarter kickoff return at the Seattle 20 despite being held on the play.

►**vs. Kansas City Chiefs (Sept. 28):** Registered a tackle on special teams...Also saw the first action of his career on defense, playing four snaps before departing in the fourth quarter due to a hamstring injury.

►**at San Francisco 49ers (Oct. 4):** Inactive (hamstring).

►**vs. St. Louis Rams (Oct. 11):** Inactive (hamstring).

►**vs. San Diego Chargers (Oct. 18):** Returned to action, playing 14 snaps on special teams.

►**at Denver Broncos (Nov. 1):** Played 18 snaps on special teams and two on defense.

►**at Carolina Panthers (Nov. 8):** Saw the most significant action of his career on defense, appearing on 38 snaps and posting a career-high six tackles (four solo)...Midway through the fourth quarter, got into the backfield along with a swarm of other tacklers and brought down RB Jonathan Stewart for a 7-yard loss...Helped limit Stewart to an average of 3.1 yards per carry (66 yards on 20 attempts), his lowest average since Week 1.

37 Sam Shields, CB, 6th Year, Miami

• Earned his first career Pro Bowl selection in 2014, replacing Patriots CB Darrelle Revis, who played in the Super Bowl.

• Including playoffs, has registered 21 interceptions since 2010, No. 3 in the league among active players behind only Seahawks CB Richard Sherman (26) and Browns CB Tramon Williams (22).

• Recorded a franchise-leading fifth career postseason interception in the 2014 NFC Championship Game at Seattle.

• Had his finest statistical season in 2013, setting new career highs for starts (14), tackles (64), solo tackles (57) and passes defended (a team-

high 25), and tied his previous career best with four INTs.

2015 SEASON: Has started all seven games he has played in and has posted 27 tackles (22 solo)...Is tied for the team lead with two interceptions and has posted nine passes defended, which ranks No. 2 on the team...Has been inactive for one game (Week 9) due to a shoulder injury.

► **at Chicago Bears (Sept. 13):** Started as the lone CB as the defense opened with three safeties, and played 76 of 77 snaps...Led the secondary with eight tackles (six solo) and added a pass defended...Batted away a short pass by QB Jay Cutler intended for WR Alshon Jeffery in the end zone early in the second quarter.

► **vs. Seattle Seahawks (Sept. 20):** Started at RCB and played all 70 snaps, one of four defenders to do so...Posted two solo tackles, including a stop of WR Tyler Lockett for no gain at the Seattle 10 on a bubble screen on the Seahawks' opening play of the game.

► **vs. Kansas City Chiefs (Sept. 28):** Opened at LCB as the lone CB as the defense opened with three safeties for the second time in three games, appearing on 70 plays...Posted five tackles (all solo) and recorded his first INT of the season...Midway through the third quarter, backpedaled and made a leaping INT of QB Alex Smith's pass intended for WR Albert Wilson at the Kansas City 19, returning it 15 yards down the right sideline to set up a 4-yard TD pass from QB Aaron Rodgers to WR Randall Cobb on the next play...Made a key play late in the first half when he came up to bring down WR De'Anthony Thomas for a 7-yard loss on third down on a lateral from QB Alex Smith, forcing a Kansas City punt.

► **at San Francisco 49ers (Oct. 4):** Started at RCB and played 48 of 50 snaps...Posted an INT in back-to-back games for the first time in his career...Came underneath after running stride for stride with WR Anquan Boldin to make a leaping interception of QB Colin Kaepernick's deep pass intended for Boldin at the Green Bay 34 midway through the fourth quarter...Finished with three tackles (two solo), helping limit the 49ers to just 196 yards of total offense and Kaepernick to a 55.4 passer rating (13 of 25, 160 yards, one INT).

► **vs. St. Louis Rams (Oct. 11):** Started at RCB and played all 71 snaps, one of four defenders to do so...Matched his career high with four passes defended and added two assisted tackles...Midway through the first quarter, broke up a QB Nick Foles pass over the middle intended for WR Kenny Britt on third down to force a St. Louis punt...Made a leaping deflection of a deep pass from Foles intended for WR Tavon Austin early in the second quarter, nearly making the interception...Later in the second quarter, broke up a pass in the end zone intended for WR Brian Quick on third down to force a St. Louis field goal...Helped limit Foles to a 23.8 passer rating as he completed only 11 of 30 passes for 141 yards and one TD with a career-high four INTs (previous high was two INTs).

► **vs. San Diego Chargers (Oct. 18):** Started at RCB and played all 92 snaps, one of only two defenders to do so (S Ha Ha Clinton-Dix)...Registered seven tackles (all solo) and two passes defended.

► **at Denver Broncos (Nov. 1):** Started at RCB, but departed on Denver's second drive after sustaining a shoulder injury and did not return...Played 11 snaps.

► **at Carolina Panthers (Nov. 8):** Inactive (shoulder).

71 Josh Sitton, G, 8th Year, Central Florida

• Was named to his second career Pro Bowl in 2014, his second selection in the last three seasons and his first to the original team (replaced Mike Lupati in 2012).

• Was named first-team All-Pro by *Sporting News*, second-team All-Pro by *The Associated Press* and first-team All-NFL and All-NFC by the PFWA in '14.

• Has started 102 of a possible 104 games over the past six-plus seasons (2009-15), the most by a Packers offensive lineman over that span.

• Made the transition to left guard in 2013, starting every game there the past two seasons after spending his first five seasons with the club at right guard.

2015 SEASON: Has started all eight games at LG...Part of a line that has helped the Packers rank No. 10 in the league in scoring (25.4 ppg), No. 13 in rushing (115.6 ypg) and No. 2 in giveaways (six).

► **at Chicago Bears (Sept. 13):** Played all 60 snaps as the offensive line didn't allow a sack of QB Aaron Rodgers...Protected Rodgers as he

threw for 189 yards and three TDs on 18-of-23 passing for a 140.5 passer rating...Helped clear holes for a ground game that produced 133 yards on 30 carries (4.4 avg.), highlighted by RB Eddie Lacy's 85 yards on 19 attempts (4.5 avg.).

► **vs. Seattle Seahawks (Sept. 20):** Played all 71 snaps and helped protect Rodgers as he connected on 25 of 33 passes for 249 yards and two TDs with no INTs for a 116.9 passer rating...With Lacy departing after just eight snaps due to an ankle injury, helped clear holes for RB James Starks as he racked up 95 yards on 20 carries (4.8 avg.)...With 127 yards as a team on 29 attempts (4.4 avg.), it marked the first time since 2004 that the Packers posted 125-plus rushing yards in both of the first two games...Sealed DT Brandon Mebane to help clear the way for Starks' game-long 35-yard run midway through the third quarter.

► **vs. Kansas City Chiefs (Sept. 28):** Played all 76 snaps and protected Rodgers as the line allowed just one sack to a Kansas City defense that had registered eight sacks in the first two games...Helped give Rodgers time to complete 24 of 35 passes for 333 yards and five TDs with no INTs, the fourth game of his career with five-plus TD passes, a franchise record...Also helped clear holes for a rushing attack that delivered 123 yards on 32 attempts (3.8 avg.), the third straight game this season that the Packers have registered 120-yards on the ground...It marked the first time since 1996 that Green Bay began a season with three consecutive 120-yard rushing games.

► **at San Francisco 49ers (Oct. 4):** Played all 73 snaps, helping the Packers rush for a season-high 162 yards and a TD on 33 attempts (4.9 avg.)...It marked the fourth straight 120-yard rushing effort by the Packers, the first time they had cleared that mark in each of the first four games since 1971...Helped the Packers control the clock for a season-high 36:34.

► **vs. St. Louis Rams (Oct. 11):** Started at LG and appeared on all 62 snaps...Part of a line that gave up just two sacks to a St. Louis defense that entered the game tied for No. 2 in the league in the category with 17 in the first four contests.

► **vs. San Diego Chargers (Oct. 18):** Started at LG and played all 53 snaps...Helped the Packers post 133 rushing yards on just 17 carries, a 7.8-yard average that was the best by Green Bay since Oct. 10, 2010, at Washington (9.2, 17-157)...Helped clear the way for Starks' 112 yards on just 10 carries (11.2 avg.), the best yards-per-carry average by an NFL back this season (min. 10 att.).

► **at Denver Broncos (Nov. 1):** Started at LG and played 51 of 53 snaps...Was out of the game for the final two plays (coach's decision).

► **at Carolina Panthers (Nov. 8):** Started at LG and played all 77 snaps...Helped protect Rodgers as he threw for a season-high 369 yards and four TDs on 25-of-48 passing...Blocked DT Star Lotulelei and then got up the field to block LB Luke Kuechly on Starks' 29-yard screen pass in the fourth quarter.

44 James Starks, RB, 6th Year, Buffalo

• Played in all 16 games in 2014 for the first time in his career and rushed for 333 yards and two TDs on 85 attempts (3.9 avg.).

• Rushed for 493 yards and a career-high three TDs on 89 carries in 2013, an average of 5.54 yards per carry that ranked No. 1 in the NFL among players with 80-plus attempts.

• Was tied for No. 2 in the NFL in 2013 with three TD runs of 20-plus yards, trailing only Eagles RB LeSean McCoy (four).

2015 SEASON: Has played in all eight games with one start and leads the team with 334 rushing yards on 78 attempts (4.3 avg.) with one TD...Has added 19 receptions for 167 yards (8.8 avg.) and two TDs.

► **at Chicago Bears (Sept. 13):** Posted 2 rushing yards on two attempts (1.0 avg.), appearing on 13 plays on offense.

► **vs. Seattle Seahawks (Sept. 20):** With starting RB Eddie Lacy departing the game after just eight snaps because of an ankle injury, saw his most significant action in more than two years...Carried the ball 20 times for 95 yards (4.8 avg.), the most carries and yards he has had in a game since a 20-attempt, 132-yard effort vs. Washington in Week 2 in 2013 (Sept. 15)...Midway through the third quarter, ran through a sizable hole up the middle before bouncing it to the right and then down the sideline for a 35-yard gain, avoiding tackle attempts by S Earl Thomas and CB Richard Sherman to pick up extra yardage...Rushed for five first

downs, which was tied for the second most in a game in his career (nine vs. Washington, Sept. 15, 2013).

► **vs. Kansas City Chiefs (Sept. 28):** Rushed for 32 yards on a team-high 17 carries (1.9 avg.), his first time with 15-plus attempts in back-to-back games since Weeks 9 and 11 in 2012...Added a 19-yard reception in the first quarter on a screen pass down to the Kansas City 30, making LB Derrick Johnson miss on a tackle right after the catch and then eluding a tackle attempt by CB Phillip Gaines toward the end of the gain.

► **at San Francisco 49ers (Oct. 4):** Posted 28 yards rushing on nine carries (3.1 avg.) and added two catches for 11 yards (5.5 avg.).

► **vs. St. Louis Rams (Oct. 11):** Rushed for 17 yards on five carries (3.4 avg.) and had three receptions for 29 yards (9.7 avg.), including a 19-yard gain on a first-quarter screen pass that saw him break a tackle by S Mark Barron.

► **vs. San Diego Chargers (Oct. 18):** Started his first game of the season and rushed for 112 yards on just 10 carries (11.2 avg.), the highest yards-per-carry average by an NFL back to that point this season...Became the first Packers RB to rush for 100-plus yards on 10 or fewer carries since RB Brandon Jackson at Washington on Oct. 10, 2010 (115 yards on 10 carries)...Posted a 25-yard run on a toss play on Green Bay's first offensive snap...Capped the drive off with a 5-yard TD catch on a shovel pass from Rodgers...On the Packers' next possession, which came late in the first quarter, scored on a 65-yard run, the longest TD run by a Packer since RB DeShawn Wynn's 73-yard TD vs. Detroit on Dec. 28, 2008...On the play, ran into the back of lead blocker John Kuhn before spinning away from DE Ricardo Mathews and taking it down the right sideline as he outran OLB Melvin Ingram on his way to the end zone...It marked the first two-TD game of his career, and he became the first Packer to register a 50-yard TD run and a TD catch in the first quarter of a game since RB Dorsey Levens did so at Indianapolis on Nov. 16, 1997.

► **at Denver Broncos (Nov. 1):** Had 9 rushing yards on five carries (1.8 avg.) and added two catches for 9 yards (4.5 avg.).

► **at Carolina Panthers (Nov. 8):** Led the team with 39 yards rushing on 10 carries (3.9 avg.) and posted a career-high 83 yards receiving on six receptions (13.8 avg.), besting his previous mark by 30 yards (53 yards on six catches vs. Tampa Bay, Nov. 20, 2011)...Scored on a 29-yard screen pass midway through the fourth quarter, the longest TD catch of his career, breaking tackle attempts by DT Kyle Love and CB Josh Norman on his way to the end zone...Earlier on the drive, picked up 30 yards on another screen pass from Rodgers...Was the first NFL player to have two catches of 25-plus yards since Steelers RB Le'Veon Bell did so on Nov. 30, 2014.

65 Lane Taylor, G, 3rd Year, Oklahoma State

• Played in all 16 games in 2014, seeing limited action on offense at both guard spots and as an extra lineman, and on special teams.

• Appeared on a career-high 63 snaps at New Orleans last season in Week 8, filling in at right guard following the first series for an injured T.J. Lang.

• Was one of three non-drafted rookie free agents to make Green Bay's opening-day roster in 2013.

2015 SEASON: Active for one game, but did not see any action, and has been inactive (healthy scratch) for seven other contests.

► **at Chicago Bears (Sept. 13):** Inactive (healthy scratch).

► **vs. Seattle Seahawks (Sept. 20):** Dressed, but did not see any action in the game.

► **vs. Kansas City Chiefs (Sept. 28):** Inactive (healthy scratch).

► **at San Francisco 49ers (Oct. 4):** Inactive (healthy scratch).

► **vs. St. Louis Rams (Oct. 11):** Inactive (healthy scratch).

► **vs. San Diego Chargers (Oct. 18):** Inactive (healthy scratch).

► **at Denver Broncos (Nov. 1):** Inactive (healthy scratch).

► **at Carolina Panthers (Nov. 8):** Inactive (healthy scratch).

48 Joe Thomas, LB, 1st Year, South Carolina State

• Was signed to Green Bay's 53-man roster on Sept. 21 from the Dallas Cowboys' practice squad. Was with the Packers during the 2015 pre-season.

• Entered the league with the Packers as a non-drafted free agent in May 2014. Was on Green Bay's practice squad for the final eight games of the regular season and both playoff contests last season..

• As a senior in 2013, was named the Mid-Eastern Athletic Conference Defensive Player of the Year after recording a team-high 115 tackles (82 solo), including 19 for a loss, 7.5 sacks, five passes defended, an interception, a forced fumble and a fumble recovery.

2015 SEASON: Has played in six games and has registered 12 tackles (seven solo), a sack, a forced fumble, a QB hit and a pass defended...Has added five tackles on special teams.

► **vs. Kansas City Chiefs (Sept. 28):** Made his NFL debut, playing 38 snaps on defense and 23 on special teams (second most on the team)...Late in the first quarter, fought off a block from G Laurent Duvernay-Tardif to chase down QB Alex Smith as he avoided pressure in the pocket, bringing him down for a 2-yard sack to force a three-and-out, the first sack of his career...Finished with three tackles (all solo) on defense and added a tackle on special teams.

► **at San Francisco 49ers (Oct. 4):** Forced a fumble in the second quarter, punching the ball out from TE Vance McDonald after he made a catch on a crossing route to the Green Bay 15...McDonald recovered, but the 49ers were forced to settle for a FG, their lone score of the afternoon...Played 11 snaps on defense and registered two solo tackles.

► **vs. St. Louis Rams (Oct. 11):** With just over nine minutes remaining and the Packers leading, 21-10, nearly picked off QB Nick Foles' pass intended for TE Lance Kendricks at the goal line, but the throw went off his hands and into the arms of a diving Ha Ha Clinton-Dix in the end zone for the turnover...Played 19 snaps on defense and 17 on special teams...Posted a career-high two tackles on special teams.

► **vs. San Diego Chargers (Oct. 18):** Played 25 snaps on defense and 13 on special teams...Recorded three tackles (two solo) and a QB hit on defense and a tackle on special teams.

► **at Denver Broncos (Nov. 1):** Played 13 snaps and registered four tackles (one solo), including a stop of RB C.J. Anderson for a 1-yard loss on a run late in the first half.

► **at Carolina Panthers (Nov. 8):** Appeared on six plays on defense and 24 on special teams...Posted a QB hit and a pressure on defense and added a tackle on special teams.

16 Scott Tolzien, QB, 5th Year, Wisconsin

• Spent the entire 2014 season on Green Bay's 53-man roster, but was a gameday inactive for the first 15 games and dressed but did not play in the season finale.

• Was on Green Bay's practice squad for the first eight games in 2013 before being signed to the active roster, appearing in three games with two starts on the season.

• Threw for 339 yards in his first career start (at N.Y. Giants, Week 11 of 2013), the most by a Green Bay QB in his first start with the team in franchise history.

2015 SEASON: Has served as the No. 2 QB for all eight games, seeing limited action in one contest...Dressed, but did not play in the other seven games.

► **at Denver Broncos (Nov. 1):** Took the final two snaps of the game at QB, handing off to RB Alonzo Harris on both plays.

73 JC Tretter, C/G, 3rd Year, Cornell

• Opened the first three preseason contests at center for Green Bay in 2014, but a knee injury sustained vs. Oakland (Aug. 22) would sideline him for the first half of the season. Went on to see limited action in the final eight regular-season games and both playoff contests.

• Saw time at both tackle spots and at LG in reserve duty in 2014.

• Spent the majority of his rookie campaign in 2013 on reserve/physically unable to perform after sustaining a significant ankle injury during the first practice of Organized Team Activities in the spring.

2015 SEASON: Has played in all eight games, seeing limited action on offense and special teams.

► **at Chicago Bears (Sept. 13):** Played 11 snaps on special teams and one on offense, lining up as an extra lineman on the left side on RB Eddie Lacy's 2-yard TD run late in the game.

► **vs. Seattle Seahawks (Sept. 20):** Played nine snaps on special teams and one on offense, lining up as an extra lineman for a RB James Starks 2-yard run.

► **vs. Kansas City Chiefs (Sept. 28):** Appeared on 11 plays on special teams.

► **at San Francisco 49ers (Oct. 4):** Played six snaps on special teams and one on offense, coming on as an extra lineman on FB John Kuhn's 1-yard TD run midway through the third quarter.

► **vs. St. Louis Rams (Oct. 11):** Played four snaps as an extra lineman on offense and also appeared on eight plays on special teams.

► **vs. San Diego Chargers (Oct. 18):** Appeared on nine plays on special teams...Early in the fourth quarter with the Packers leading 24-20, fielded K Josh Lambo's short kickoff at the Green Bay 29 before going to the ground with the ball after securing it.

► **at Denver Broncos (Nov. 1):** Played the final two snaps of the game at LG in place of Josh Sitton (coach's decision) and appeared on eight plays on special teams.

► **at Carolina Panthers (Nov. 8):** Played two snaps on offense as an extra offensive lineman and 11 snaps on special teams.

79 Josh Walker, G, 1st Year, Middle Tennessee State

• Was on Green Bay's practice squad for the final 13 games of the regular season and both playoff contests in 2014.

• Entered the league as a non-drafted free agent with Indianapolis in May 2014 and spent time on the Colts' practice squad early last season.

• A four-year letterman at Middle Tennessee State, he played in 49 games with 34 starts and earned second-team All-Conference USA honors as a senior.

2015 SEASON: Has played in six games, seeing action on offense and special teams...Has been inactive for one contest (healthy scratch).

► **at Chicago Bears (Sept. 13):** Made his NFL debut, appearing on five snaps on special teams and three on offense, lining up as an extra lineman on the left side on three plays late in the fourth quarter.

► **vs. Seattle Seahawks (Sept. 20):** Played five snaps on special teams (extra point and four field goals).

► **vs. Kansas City Chiefs (Sept. 28):** Appeared on six plays as an extra lineman on offense and six plays on special teams.

► **at San Francisco 49ers (Oct. 4):** Played four snaps as an extra lineman on offense and four plays on special teams.

► **vs. St. Louis Rams (Oct. 11):** Saw the most significant action of his career on offense, playing 32 snaps at RG in place of T.J. Lang after he departed midway through the second quarter due to a knee injury...Filled in for Lang on all but one series, helping the line allow just two sacks of Rodgers to a St. Louis defense that entered the game tied for No. 2 in the NFL with 17 sacks in the first four games.

► **vs. San Diego Chargers (Oct. 18):** Played five snaps on special teams.

► **at Denver Broncos (Nov. 1):** Inactive (healthy scratch).

► **at Carolina Panthers (Nov. 8):** Played three snaps on special teams.

National Football League Game Summary

NFL Copyright © 2015 by The National Football League. All rights reserved. This summary and play-by-play is for the express purpose of assisting media in their coverage of the game; any other use of this material is prohibited without the written permission of the National Football League. Updated: 11/9/2015

Date: Sunday, 11/8/2015

Green Bay Packers at Carolina Panthers
at Bank of America Stadium, Charlotte, North Carolina

Start Time: 1:04 PM EST

Game Day Weather

Game Weather: Cloudy
Played Outdoors on Turf: Natural Grass

Temp: 57° F (13.9° C) Humidity: 50%, Wind: ENE 10 mph

Officials

Referee: Steratore, Gene (114)	Umpire: Anderson, Barry (20)	Head Linesman: Walker, Ed (123)
Line Judge: Arthur, Gary (108)	Side Judge: Waggoner, Bob (25)	Field Judge: Weatherford, Mike (116)
Back Judge: Pagenelli, Dino (105)	Replay Official: Lewis, Darryll ()	

Lineups

Green Bay Packers			Carolina Panthers				
Offense		Defense	Offense		Defense		
WR 17	D.Adams	DE 98	L.Guion	WR 19	T.Ginn	LDE 94	K.Ealy
LT 69	D.Bakhtiari	NOSE 90	B.Raji	LT 73	M.Oher	LDT 98	S.Lotulelei
LG 71	J.Sitton	DT 76	M.Daniels	LG 66	A.Silatolu	RDT 99	K.Short
C 63	C.Linsley	LOLB 96	M.Neal	C 67	R.Kalil	RDE 69	J.Allen
RG 70	T.Lang	BLB 51	N.Palmer	RG 70	T.Turner	SLB 54	S.Thompson
RT 75	B.Bulaga	MLB 52	C.Matthews	RT 74	M.Remmers	MLB 59	L.Kuechly
TE 82	R.Rodgers	ROLB 56	J.Peppers	TE 88	G.Olsen	WLB 58	T.Davis
WR 18	R.Cobb	LCB 29	C.Hayward	WR 10	C.Brown	LCB 31	C.Tillman
QB 12	A.Rodgers	RCB 23	D.Randall	QB 1	C.Newton	RCB 24	J.Norman
RB 27	E.Lacy	SS 42	M.Burnett	TE 84	E.Dickson	SS 41	R.Harper
FB 30	J.Kuhn	FS 21	H.Clinton-Dix	RB 28	J.Stewart	FS 20	K.Coleman

Substitutions

K 2 M.Crosby, P 8 T.Masthay, FB 22 A.Ripkowski, S 32 C.Banjo, DB 33 M.Hyde, CB 36 L.Gunter, CB 39 D.Goodson, RB 44 J.Starks, RB 46 A.Harris, LB 47 J.Ryan, LB 48 J.Thomas, LB 53 N.Perry, LS 61 B.Goode, DT 64 M.Pennel, T/G 67 D.Barclay, C/G 73 J.Tretter, G 79 J.Walker, TE 80 J.Perillo, WR 83 J.Janis, WR 84 J.Abbrederis, WR 89 J.Jones, LB 91 J.Elliott, DE 95 D.Jones

Substitutions

P 8 B.Nortman, K 9 G.Gano, WR 11 B.Bersin, QB 14 J.Webb, WR 17 D.Funchess, CB 21 T.Williams, CB 25 B.Benwikere, S 33 T.Boston, FB 35 M.Tolbert, S 42 C.Jones, RB 43 F.Whittaker, LS 44 J.Jansen, LB 53 B.Jacobs, LB 55 D.Mayo, LB 56 A.Klein, G 61 F.Velasco, G 79 C.Scott, WR 82 J.Cotchery, DE 91 R.Delaire, DT 93 K.Love, DE 96 W.Horton, DE 97 M.Addison

Did Not Play

QB 16 S.Tolzien

Did Not Play

QB 3 D.Anderson, T 60 Da.Williams

Not Active

QB 7 B.Hundley, CB 24 Q.Rollins, CB 37 S.Shields, LB 55 A.Mulumba, G 65 L.Taylor, TE 86 K.Backman, WR 88 T.Montgomery

Not Active

S 29 D.Marlowe, RB 32 B.Wegher, RB 34 C.Artis-Payne, G 68 A.Norwell, TE 80 S.Simonson, WR 81 K.Norwood, DT 92 D.Edwards

Field Goals (made () & missed)

		G.Gano	(20)	(49)	43WL	(22)	
		1	2	3	4	OT	Total
VISITOR:	Green Bay Packers	7	0	7	15	0	29
HOME:	Carolina Panthers	3	24	3	7	0	37

Scoring Plays

Team	Qtr	Time	Play Description (Extra Point) (Drive Info)	Visitor	Home
Panthers	1	10:12	G.Gano 20 yd. Field Goal (9-68, 4:48)	0	3
Packers	1	0:55	R.Rodgers 1 yd. pass from A.Rodgers (M.Crosby kick) (11-65, 5:51)	7	3
Panthers	2	12:09	C.Newton 1 yd. run (G.Gano kick) (7-80, 3:46)	7	10
Panthers	2	8:55	G.Olsen 7 yd. pass from C.Newton (G.Gano kick) (3-62, 1:24)	7	17
Panthers	2	4:59	G.Gano 49 yd. Field Goal (6-20, 2:55)	7	20
Panthers	2	0:41	C.Brown 39 yd. pass from C.Newton (G.Gano kick) (4-52, 1:12)	7	27
Packers	3	14:00	R.Cobb 53 yd. pass from A.Rodgers (M.Crosby kick) (3-80, 1:00)	14	27
Panthers	3	4:48	G.Gano 22 yd. Field Goal (13-82, 6:35)	14	30
Panthers	4	9:22	D.Funchess 14 yd. pass from C.Newton (G.Gano kick) (5-74, 2:21)	14	37
Packers	4	7:54	J.Starks 29 yd. pass from A.Rodgers (A.Rodgers-D.Adams pass) (6-79, 1:28)	22	37

National Football League Game Summary

NFL Copyright © 2015 by The National Football League. All rights reserved. This summary and play-by-play is for the express purpose of assisting media in their coverage of the game; any other use of this material is prohibited without the written permission of the National Football League. Updated: 11/9/2015

Packers 4 3:43 R.Rodgers 3 yd. pass from A.Rodgers (M.Crosby kick) (8-72, 2:38)
Paid Attendance: 74,461

29 37
Time: 3:40

Green Bay Packers vs Carolina Panthers
11/8/2015 at Bank of America Stadium

Final Individual Statistics

Green Bay Packers

Carolina Panthers

RUSHING						RUSHING					
	ATT	YDS	AVG	LG	TD		ATT	YDS	AVG	LG	TD
J.Starks	10	39	3.9	15	0	J.Stewart	20	66	3.3	14	0
A.Rodgers	4	22	5.5	8	0	C.Newton	9	57	6.3	23	1
E.Lacy	5	10	2.0	7	0	F.Whittaker	2	13	6.5	10	0
						M.Tolbert	3	7	2.3	4	0
						J.Webb	1	-1	-1.0	-1	0
						C.Brown	1	-12	-12.0	-12	0
Total	19	71	3.7	15	0	Total	36	130	3.6	23	1

PASSING									PASSING								
	ATT	CMP	YDS	SK/YD	TD	LG	IN	RT		ATT	CMP	YDS	SK/YD	TD	LG	IN	RT
A.Rodgers	48	25	369	5/38	4	53	1	96.6	C.Newton	30	15	297	0/0	3	59	1	104.4
Total	48	25	369	5/38	4	53	1	96.6	Total	30	15	297	0/0	3	59	1	104.4

PASS RECEIVING							PASS RECEIVING						
	TAR	REC	YDS	AVG	LG	TD		TAR	REC	YDS	AVG	LG	TD
D.Adams	11	7	93	13.3	40	0	G.Olsen	7	4	66	16.5	24	1
J.Starks	8	6	83	13.8	30	1	J.Cotchery	6	3	82	27.3	59	0
R.Rodgers	9	5	19	3.8	7	2	D.Funchess	4	3	71	23.7	52	1
R.Cobb	12	4	99	24.8	53	1	C.Brown	4	2	50	25.0	39	1
J.Jones	6	2	57	28.5	36	0	T.Ginn	4	1	20	20.0	20	0
A.Ripkowski	1	1	18	18.0	18	0	E.Dickson	2	1	6	6.0	6	0
E.Lacy	1	0	0	0.0	0	0	J.Stewart	2	1	2	2.0	2	0
Total	48	25	369	14.8	53	4	Total	29	15	297	19.8	59	3

INTERCEPTIONS						INTERCEPTIONS					
	NO	YDS	AVG	LG	TD		NO	YDS	AVG	LG	TD
D.Randall	1	4	4.0	4	0	T.Davis	1	-1	-1.0	-1	0
Total	1	4	4.0	4	0	Total	1	-1	-1.0	-1	0

PUNTING								PUNTING							
	NO	YDS	AVG	NET	TB	IN20	LG		NO	YDS	AVG	NET	TB	IN20	LG
T.Masthay	8	357	44.6	40.3	0	2	56	B.Nortman	6	289	48.2	45.2	0	0	60
Total	8	357	44.6	40.3	0	2	56	Total	6	289	48.2	45.2	0	0	60

PUNT RETURNS							PUNT RETURNS						
	NO	YDS	AVG	FC	LG	TD		NO	YDS	AVG	FC	LG	TD
M.Hyde	4	18	4.5	1	15	0	T.Ginn	5	35	7.0	0	11	0
[OUT OF BOUNDS]	1	0	0.0	0	0	0	[DOWNED]	2	0	0.0	0	0	0
							[OUT OF BOUNDS]	1	0	0.0	0	0	0
Total	4	18	4.5	1	15	0	Total	5	35	7.0	0	11	0

KICKOFF RETURNS							KICKOFF RETURNS						
	NO	YDS	AVG	FC	LG	TD		NO	YDS	AVG	FC	LG	TD
M.Hyde	3	71	23.7	0	30	0	J.Webb	1	25	25.0	0	25	0
[TOUCHBACK]	5	0	0.0	0	0	0	T.Ginn	1	8	8.0	0	8	0
							[TOUCHBACK]	3	0	0.0	0	0	0
Total	3	71	23.7	0	30	0	Total	2	33	16.5	0	25	0

Green Bay Packers

FUMBLES	FUM	LOST	OWN-REC	YDS	TD	FORCED	OPP-REC	YDS	TD	OUT-BDS
A.Rodgers	1	0	1	0	0	0	0	0	0	0
E.Lacy	1	1	0	0	0	0	0	0	0	0
Total	2	1	1	0	0	0	0	0	0	0

Carolina Panthers

FUMBLES	FUM	LOST	OWN-REC	YDS	TD	FORCED	OPP-REC	YDS	TD	OUT-BDS
K.Ealy	0	0	0	0	0	1	0	0	0	0
C.Tillman	0	0	0	0	0	1	0	0	0	0
K.Love	0	0	0	0	0	0	1	0	0	0
Total	0	0	0	0	0	2	1	0	0	0

Final Team Statistics

	Visitor Packers	Home Panthers
TOTAL FIRST DOWNS	21	20
By Rushing	3	9
By Passing	16	10
By Penalty	2	1
THIRD DOWN EFFICIENCY	3-14-21%	5-15-33%
FOURTH DOWN EFFICIENCY	2-3-67%	0-0-0%
TOTAL NET YARDS	402	427
Total Offensive Plays (inc. times thrown passing)	72	66
Average gain per offensive play	5.6	6.5
NET YARDS RUSHING	71	130
Total Rushing Plays	19	36
Average gain per rushing play	3.7	3.6
Tackles for a loss-number and yards	2-2	5-24
NET YARDS PASSING	331	297
Times thrown - yards lost attempting to pass	5-38	0-0
Gross yards passing	369	297
PASS ATTEMPTS-COMPLETIONS-HAD INTERCEPTED	48-25-1	30-15-1
Avg gain per pass play (inc.# thrown passing)	6.2	9.9
KICKOFFS Number-In End Zone-Touchbacks	5-3-3	8-7-5
PUNTS Number and Average	8-44.6	6-48.2
Had Blocked	0	0
FGs - PATs Had Blocked	0-0	0-0
Net Punting Average	40.3	45.2
TOTAL RETURN YARDAGE (Not Including Kickoffs)	22	34
No. and Yards Punt Returns	4-18	5-35
No. and Yards Kickoff Returns	3-71	2-33
No. and Yards Interception Returns	1-4	1--1
PENALTIES Number and Yards	7-87	6-45
FUMBLES Number and Lost	2-1	0-0
TOUCHDOWNS	4	4
Rushing	0	1
Passing	4	3
EXTRA POINTS Made-Attempts	4-4	4-4
Kicking Made-Attempts	3-3	4-4
Passing Made-Attempts	1-1	0-0
FIELD GOALS Made-Attempts	0-0	3-4
RED ZONE EFFICIENCY	2-3-67%	3-5-60%
GOAL TO GO EFFICIENCY	2-3-67%	2-3-67%
SAFETIES	0	0
FINAL SCORE	29	37
TIME OF POSSESSION	27:48	32:12

Green Bay Packers vs Carolina Panthers
11/8/2015 at Bank of America Stadium

Ball Possession And Drive Chart

Green Bay Packers

#	Time Recd	Time Lost	Time Poss	How Ball Obtained	Drive Began	# Play	Yds Gain	Yds Pen	Net Yds	1st Down	Last Scrm	How Given Up
1	10:12	7:45	2:27	Kickoff	GB 25	3	-7	0	-7	0	GB 18	Punt
2	6:46	0:55	5:51	Punt	GB 35	11	70	-5	65	5	* CAR 1	Touchdown
3	12:09	10:19	1:50	Kickoff	GB 17	3	7	-8	-1	0	GB 16	Punt
4	8:55	7:54	1:01	Kickoff	GB 20	3	-1	0	-1	0	GB 19	Punt
5	4:59	4:47	0:12	Kickoff	GB 20	2	0	0	0	0	GB 20	Fumble
6	3:50	1:53	1:57	Missed FG	GB 33	3	-7	0	-7	0	GB 26	Punt
7	0:41	0:00	0:41	Kickoff	GB 20	6	71	0	71	3	CAR 49	End of Half
8	15:00	14:00	1:00	Kickoff	GB 20	3	65	15	80	2	GB 47	Touchdown
9	13:04	11:23	1:41	Punt	GB 35	4	18	5	23	1	CAR 42	Punt
10	4:48	3:53	0:55	Kickoff	GB 20	3	8	0	8	0	GB 28	Punt
11	2:55	0:38	2:17	Punt	GB 28	5	11	5	16	2	GB 44	Punt
12	13:43	11:43	2:00	Punt	GB 40	3	0	0	0	0	GB 40	Punt
13	9:22	7:54	1:28	Kickoff	GB 21	6	79	0	79	3	CAR 29	Touchdown
14	6:21	3:43	2:38	Punt	GB 28	8	82	-10	72	4	* CAR 3	Touchdown
15	3:38	1:54	1:44	Interception	CAR 22	8	13	5	18	1	* CAR 4	Interception
16	0:06	0:00	0:06	Punt	GB 21	1	-7	0	-7	0	GB 21	End of Game

(461) Average GB 29

Carolina Panthers

#	Time Recd	Time Lost	Time Poss	How Ball Obtained	Drive Began	# Play	Yds Gain	Yds Pen	Net Yds	1st Down	Last Scrm	How Given Up
1	15:00	10:12	4:48	Kickoff	CAR 30	9	68	0	68	3	* GB 2	Field Goal
2	7:45	6:46	0:59	Punt	CAR 20	3	4	0	4	0	CAR 24	Punt
3	0:55	12:09	3:46	Kickoff	CAR 20	7	80	0	80	4	* GB 1	Touchdown
4	10:19	8:55	1:24	Punt	CAR 38	3	62	0	62	2	* GB 7	Touchdown
5	7:54	4:59	2:55	Punt	CAR 48	6	20	0	20	1	GB 32	Field Goal
6	4:47	3:50	0:57	Fumble	GB 24	4	-1	0	-1	0	GB 25	Missed FG
7	1:53	0:41	1:12	Punt	CAR 48	4	52	0	52	2	GB 39	Touchdown
8	14:00	13:04	0:56	Kickoff	CAR 20	3	2	0	2	0	CAR 22	Punt
9	11:23	4:48	6:35	Punt	CAR 14	13	77	5	82	5	* GB 4	Field Goal
10	3:53	2:55	0:58	Punt	CAR 29	3	1	0	1	0	CAR 30	Punt
11	0:38	13:43	1:55	Punt	CAR 11	3	9	0	9	0	CAR 20	Punt
12	11:43	9:22	2:21	Punt	CAR 26	5	40	34	74	3	* GB 14	Touchdown
13	7:54	6:21	1:33	Kickoff	CAR 20	3	5	0	5	0	CAR 25	Punt
14	3:43	3:38	0:05	Kickoff	CAR 20	1	0	0	0	0	CAR 20	Interception
15	1:54	0:06	1:48	Interception	CAR 3	3	8	0	8	0	CAR 11	Punt

(423) Average CAR 28

* inside opponent's 20

Time of Possession by Quarter		1st	2nd	3rd	4th	OT	Total
Visitor	Green Bay Packers	8:18	5:41	5:53	7:56		27:48
Home	Carolina Panthers	6:42	9:19	9:07	7:04		32:12

Kickoff Drive No.-Start Average

Packers: 8 - GB 20

Panthers: 5 - CAR 22

Green Bay Packers vs Carolina Panthers
11/8/2015 at Bank of America Stadium

Final Defensive Statistics

Green Bay Packers

Regular Defensive Plays

Special Teams

Misc

	TKL	AST	COMB	SK	/ YDS	TFL	Q	IN	PD	FF	FR	TKL	AST	FF	FR	BL	TKL	AST	FF	FR	
J.Ryan	6	4	10	0	0	1	0	0	0	0	0	0	0	0	0	0	0	0	0	0	0
M.Burnett	3	6	9	0	0	1	0	0	1	0	0	0	0	0	0	0	0	0	0	0	0
N.Perry	3	4	7	0	0	1	0	0	1	0	0	0	0	0	0	0	0	0	0	0	0
D.Randall	5	0	5	0	0	0	0	1	2	0	0	0	0	0	0	0	0	0	0	0	0
D.Goodson	3	2	5	0	0	0	0	0	0	0	0	0	0	0	0	0	0	0	0	0	0
H.Clinton-Dix	2	3	5	0	0	0	0	0	0	0	0	0	0	0	0	0	0	0	0	0	0
C.Matthews	2	3	5	0	0	0	0	0	0	0	0	0	0	0	0	0	0	0	0	0	0
M.Daniels	3	0	3	0	0	1	1	0	0	0	0	0	0	0	0	0	0	0	0	0	0
C.Hayward	1	2	3	0	0	0	0	0	0	0	0	0	1	0	0	0	0	0	0	0	0
N.Palmer	1	2	3	0	0	0	0	0	0	0	0	0	1	0	0	0	0	0	0	0	0
M.Neal	1	1	2	0	0	0	0	0	0	0	0	0	0	0	0	0	0	0	0	0	0
J.Peppers	0	2	2	0	0	0	1	0	0	0	0	0	0	0	0	0	0	0	0	0	0
M.Hyde	1	0	1	0	0	0	0	0	0	0	0	0	0	0	0	0	0	0	0	0	0
L.Guion	1	0	1	0	0	0	0	0	0	0	0	0	0	0	0	0	0	0	0	0	0
M.Pennel	0	1	1	0	0	0	0	0	0	0	0	0	0	0	0	0	0	0	0	0	0
J.Elliott	0	0	0	0	0	0	0	0	0	0	0	2	0	0	0	0	0	0	0	0	0
J.Janis	0	0	0	0	0	0	0	0	0	0	0	1	1	0	0	0	0	0	0	0	0
A.Ripkowski	0	0	0	0	0	0	0	0	0	0	0	1	0	0	0	0	0	0	0	0	0
J.Thomas	0	0	0	0	0	0	0	0	0	0	0	1	0	0	0	0	0	0	0	0	0
T.Masthay	0	0	0	0	0	0	0	0	0	0	0	0	1	0	0	0	0	0	0	0	0
T.Lang	0	0	0	0	0	0	0	0	0	0	0	0	0	0	0	0	2	0	0	0	0
A.Rodgers	0	0	0	0	0	0	0	0	0	0	0	0	0	0	0	0	0	0	0	0	1
Total	32	30	62	0	0	4	2	1	4	0	0	5	4	0	0	0	2	0	0	0	1

TKL = Tackle AST = Assist COMB = Combined QH=QB Hit IN = Interception PD = Pass Defense FF = Forced Fumble FR = Fumble Recovery

Carolina Panthers

Regular Defensive Plays

Special Teams

Misc

	TKL	AST	COMB	SK	/ YDS	TFL	QH	IN	PD	FF	FR	TKL	AST	FF	FR	BL	TKL	AST	FF	FR	
L.Kuechly	6	3	9	0	0	0	0	0	1	0	0	0	0	0	0	0	0	0	0	0	0
C.Tillman	6	2	8	0	0	0	0	0	1	1	0	0	0	0	0	0	0	0	0	0	0
T.Davis	4	2	6	1	8	1	2	1	1	0	0	0	0	0	0	0	0	0	0	0	0
R.Harper	4	2	6	0	0	1	0	0	1	0	0	0	0	0	0	0	0	0	0	0	0
B.Benwikere	2	4	6	0	0	0	0	0	2	0	0	0	0	0	0	0	0	0	0	0	0
K.Short	4	1	5	1	9	1	2	0	0	0	0	0	0	0	0	0	0	0	0	0	0
K.Coleman	3	2	5	1	7	2	2	0	0	0	0	1	0	0	0	0	0	0	0	0	0
J.Norman	3	0	3	0	0	0	0	0	1	0	0	0	0	0	0	0	0	0	0	0	0
S.Lotulelei	2	1	3	1	8	2	2	0	0	0	0	0	0	0	0	0	0	0	0	0	0
K.Ealy	1	0	1	1	6	0	3	0	0	1	0	0	0	0	0	0	0	0	0	0	0
K.Love	0	1	1	0	0	0	1	0	0	0	1	0	0	0	0	0	0	0	0	0	0
M.Addison	0	1	1	0	0	0	1	0	0	0	0	0	0	0	0	0	0	0	0	0	0
J.Allen	0	1	1	0	0	0	1	0	0	0	0	0	0	0	0	0	0	0	0	0	0
S.Thompson	0	1	1	0	0	0	0	0	0	0	0	0	0	0	0	0	0	0	0	0	0
W.Horton	0	1	1	0	0	0	0	0	0	0	0	0	0	0	0	0	0	0	0	0	0
B.Jacobs	0	0	0	0	0	0	0	0	0	0	0	2	0	0	0	0	0	0	0	0	0
C.Jones	0	0	0	0	0	0	0	0	0	0	0	2	0	0	0	0	0	0	0	0	0
J.Webb	0	0	0	0	0	0	0	0	0	0	0	1	0	0	0	0	0	0	0	0	0
D.Mayo	0	0	0	0	0	0	0	0	0	0	0	1	0	0	0	0	0	0	0	0	0
T.Ginn	0	0	0	0	0	0	0	0	0	0	0	0	0	0	0	0	1	0	0	0	0
Total	35	22	57	5	38	7	14	1	7	2	1	7	0	0	0	0	1	0	0	0	0

Green Bay Packers vs Carolina Panthers
11/8/2015 at Bank of America Stadium

First Half Summary

PERIOD SCORES

Packers	7 0 = 7
Panthers	3 24 = 27

TIME OF POSSESSION

Packers	13:59
Panthers	16:01

Scoring Plays

Team	Qtr	Time	Play Description (Extra Point) (Drive Info)	Visitor	Home
Panthers	1	10:12	G.Gano 20 yd. Field Goal (9-68, 4:48)	0	3
Packers	1	0:55	R.Rodgers 1 yd. pass from A.Rodgers (M.Crosby kick) (11-65, 5:51)	7	3
Panthers	2	12:09	C.Newton 1 yd. run (G.Gano kick) (7-80, 3:46)	7	10
Panthers	2	8:55	G.Olsen 7 yd. pass from C.Newton (G.Gano kick) (3-62, 1:24)	7	17
Panthers	2	4:59	G.Gano 49 yd. Field Goal (6-20, 2:55)	7	20
Panthers	2	0:41	C.Brown 39 yd. pass from C.Newton (G.Gano kick) (4-52, 1:12)	7	27

	Green Bay Packers	Carolina Panthers
TOTAL FIRST DOWNS	8	12
First Downs Rushing-Passing-by Penalty	2 - 6 - 0	6 - 6 - 0
THIRD DOWN EFFICIENCY	2-6-33%	3-7-43%
TOTAL NET YARDS	133	285
Total Offensive Plays	31	33
NET YARDS RUSHING	41	76
NET YARDS PASSING	92	209
Gross Yards Passing	117	209
Times thrown-yards lost attempting to pass	3-25	0-0
Pass Attempts-Completions-Had Intercepted	16 - 8 - 0	15 - 8 - 0
Punts-Number and Average	4 - 46	1 - 56
Penalties-Number and Yards	3 - 28	1 - 10
Fumbles-Number and Lost	1 - 1	0 - 0
Red Zone Efficiency	1-1-100%	2-3-67%
Average Drive Start	GB 24	CAR 40

Green Bay Packers										Carolina Panthers							
RUSHING	ATT	YDS	AVG	LG	TD	RUSHING	ATT	YDS	AVG	LG	TD						
J.Starks	6	29	4.8	15	0	C.Newton	5	37	7.4	23	1						
A.Rodgers	2	9	4.5	6	0	J.Stewart	7	34	4.9	14	0						
E.Lacy	4	3	0.8	3	0	F.Whittaker	2	13	6.5	10	0						
						M.Tolbert	2	5	2.5	4	0						
						J.Webb	1	-1	-1.0	-1	0						
						C.Brown	1	-12	-12.0	-12	0						
Total	12	41	3.4	15	0	Total	18	76	4.2	23	1						
PASSING	ATT	CMP	YDS	SK/YD	TD	LG	IN	RT	PASSING	ATT	CMP	YDS	SK/YD	TD	LG	IN	RT
A.Rodgers	16	8	117	3/25	1	40	0	95.1	C.Newton	15	8	209	0/0	2	59	0	138.2
Total	16	8	117	3/25	1	40	0	95.1	Total	15	8	209	0/0	2	59	0	138.2
PASS RECEIVING	TAR	REC	YDS	AVG	LG	TD	PASS RECEIVING	TAR	REC	YDS	AVG	LG	TD				
D.Adams	5	3	57	19.0	40	0	J.Cotchery	4	3	82	27.3	59	0				
R.Rodgers	3	2	3	1.5	2	1	G.Olsen	4	2	30	15.0	23	1				
J.Jones	2	1	21	21.0	21	0	D.Funchess	1	1	52	52.0	52	0				
R.Cobb	4	1	18	18.0	18	0	C.Brown	3	1	39	39.0	39	1				
A.Ripkowski	1	1	18	18.0	18	0	E.Dickson	1	1	6	6.0	6	0				
E.Lacy	1	0	0	0.0	0	0	T.Ginn	1	0	0	0.0	0	0				
							J.Stewart	1	0	0	0.0	0	0				
Total	16	8	117	14.6	40	1	Total	15	8	209	26.1	59	2				

Green Bay Packers	Regular Defensive Plays	Special Teams	Misc
-------------------	-------------------------	---------------	------

First Quarter

11/8/2015

Play By Play

GB wins the coin toss and elects to defer. CAR elects to Receive, and GB elects to defend the east goal.

M.Crosby kicks 60 yards from GB 35 to CAR 5. J.Webb to CAR 30 for 25 yards (J.Janis; C.Hayward).

Carolina Panthers at 15:00, (1st play from scrimmage 14:54)

- 1-10-CAR 30 (14:54) J.Stewart up the middle to CAR 34 for 4 yards (N.Palmer; M.Burnett).
- 2-6-CAR 34 (14:20) (No Huddle, Shotgun) C.Newton scrambles right end to CAR 39 for 5 yards (D.Randall).
- 3-1-CAR 39 (13:36) (No Huddle) C.Newton up the middle to CAR 44 for 5 yards (N.Palmer). Chris Scott reported as eligible R1
- 1-10-CAR 44 (13:03) (No Huddle, Shotgun) C.Newton pass short right to G.Olsen to GB 33 for 23 yards (H.Clinton-Dix; D.Goodson). P2
- 1-10-GB 33 (12:23) (No Huddle, Shotgun) C.Newton scrambles up the middle to GB 10 for 23 yards (H.Clinton-Dix). R3
- 1-10-GB 10 (11:41) (No Huddle, Shotgun) C.Newton pass short middle to J.Cotchery to GB 3 for 7 yards (C.Matthews).
- 2-3-GB 3 (11:03) (No Huddle, Shotgun) M.Tolbert up the middle to GB 2 for 1 yard (J.Peppers; M.Burnett).
- 3-2-GB 2 (10:21) (Shotgun) C.Newton pass incomplete short middle to C.Brown.
- 4-2-GB 2 **(10:16) G.Gano 20 yard field goal is GOOD, Center-J.Jansen, Holder-B.Nortman.**

GB 0 CAR 3, 9 plays, 68 yards, 4:48 drive, 4:48 elapsed

G.Gano kicks 70 yards from CAR 35 to GB -5. M.Hyde to GB 25 for 30 yards (B.Jacobs).

Green Bay Packers at 10:12, (1st play from scrimmage 10:06)

- 1-10-GB 25 (10:06) A.Rodgers pass short right to R.Rodgers to GB 27 for 2 yards (R.Harper). JC Tretter reported as eligible
- 2-8-GB 27 (9:25) E.Lacy right tackle to GB 26 for -1 yards (S.Thompson; S.Lotulelei).
- 3-9-GB 26 (8:42) (Shotgun) A.Rodgers sacked at GB 18 for -8 yards (S.Lotulelei).
- 4-17-GB 18 (8:03) T.Masthay punts 56 yards to CAR 26, Center-B.Goode. T.Ginn to GB 42 for 32 yards (N.Palmer; T.Masthay).
PENALTY on CAR-F.Whittaker, Illegal Block Above the Waist, 10 yards, enforced at CAR 30.

Carolina Panthers at 7:45

- 1-10-CAR 20 (7:45) C.Newton pass incomplete short right to J.Stewart [M.Daniels].
- 2-10-CAR 20 (7:38) J.Stewart left guard to CAR 24 for 4 yards (J.Peppers; N.Palmer).
- 3-6-CAR 24 (7:04) (Shotgun) C.Newton pass incomplete short right to G.Olsen.
- 4-6-CAR 24 (6:59) B.Nortman punts 56 yards to GB 20, Center-J.Jansen. M.Hyde pushed ob at GB 35 for 15 yards (J.Webb).

Green Bay Packers at 6:46

- 1-10-GB 35 (6:46) (Shotgun) A.Rodgers pass incomplete short right to R.Cobb.
- 2-10-GB 35 (6:42) A.Rodgers pass short left to A.Ripkowski to CAR 47 for 18 yards (L.Kuechly; B.Benwikere). P1
- 1-10-CAR 47 (5:48) (Shotgun) *PENALTY on GB-A.Rodgers, Delay of Game, 5 yards, enforced at CAR 47 - No Play.*
- 1-15-GB 48 (5:33) (Shotgun) A.Rodgers pass incomplete short left to J.Jones (J.Norman).
- 2-15-GB 48 (5:29) (Shotgun) A.Rodgers scrambles left end pushed ob at CAR 49 for 3 yards (T.Davis).
- 3-12-CAR 49 (5:02) (Shotgun) A.Rodgers pass short right to D.Adams to CAR 36 for 13 yards (C.Tillman) [K.Love]. P2
- 1-10-CAR 36 (4:16) J.Starks left guard to CAR 32 for 4 yards (T.Davis; B.Benwikere).
- 2-6-CAR 32 (3:42) J.Starks up the middle to CAR 23 for 9 yards (L.Kuechly). R3
- 1-10-CAR 23 (3:09) (No Huddle, Shotgun) A.Rodgers pass short left to D.Adams pushed ob at CAR 19 for 4 yards (C.Tillman).
- 2-6-CAR 19 (2:36) (No Huddle) J.Starks right tackle to CAR 4 for 15 yards (R.Harper; L.Kuechly). R4
- 1-4-CAR 4 (1:55) (Shotgun) E.Lacy up the middle to CAR 1 for 3 yards (R.Harper).
- 2-1-CAR 1 **(1:05) (Shotgun) A.Rodgers pass short right to R.Rodgers for 1 yard, TOUCHDOWN.** P5
M.Crosby extra point is GOOD, Center-B.Goode, Holder-T.Masthay.

GB 7 CAR 3, 11 plays, 65 yards, 5:51 drive, 14:05 elapsed

M.Crosby kicks 65 yards from GB 35 to end zone, Touchback.

Carolina Panthers at 0:55

- 1-10-CAR 20 (:55) J.Stewart left tackle to CAR 28 for 8 yards (H.Clinton-Dix).
- 2-2-CAR 28 (:22) (No Huddle, Shotgun) M.Tolbert up the middle to CAR 32 for 4 yards (M.Daniels). R4

END OF QUARTER

	Score	Time Poss	First Downs				Efficiencies	
			R	P	X	T	3 Down	4 Down
Green Bay Packers	7	8:18	2	3	0	5	1/2	0/0
Carolina Panthers	3	6:42	3	1	0	4	1/3	0/0

Second Quarter

11/8/2015

Play By Play

Carolina Panthers continued.

<u>1-10-CAR 32</u>	(15:00) C.Brown left end to CAR 20 for -12 yards (N.Perry).	
2-22-CAR 20	(14:18) (Shotgun) C.Newton pass short right to E.Dickson to CAR 26 for 6 yards (M.Burnett).	
3-16-CAR 26	(13:42) (No Huddle, Shotgun) C.Newton pass deep right to J.Cotchery to GB 15 for 59 yards (M.Hyde).	P5
<u>1-10-GB 15</u>	(12:48) (No Huddle, Shotgun) J.Stewart right end to GB 1 for 14 yards (H.Clinton-Dix; M.Burnett).	R6
<u>1-1-GB 1</u>	(12:14) (No Huddle, Shotgun) C.Newton right guard for 1 yard, TOUCHDOWN.	R7
	G.Gano extra point is GOOD, Center-J.Jansen, Holder-B.Nortman.	

GB 7 CAR 10, 7 plays, 80 yards, 3:46 drive, 2:51 elapsed

G.Gano kicks 61 yards from CAR 35 to GB 4. M.Hyde to GB 17 for 13 yards (C.Jones).

Green Bay Packers at 12:09, (1st play from scrimmage 12:05)

1-10-GB 17	(12:05) E.Lacy left tackle to GB 25 for 8 yards (R.Harper).	
	<i>PENALTY on GB-C.Linsley, Offensive Holding, 8 yards, enforced at GB 17 - No Play.</i>	
1-18-GB 9	(11:43) A.Rodgers pass incomplete short right to D.Adams.	
2-18-GB 9	(11:37) E.Lacy right tackle to GB 10 for 1 yard (W.Horton; K.Short).	
3-17-GB 10	(10:58) (Shotgun) A.Rodgers scrambles right end to GB 16 for 6 yards (K.Short).	
4-11-GB 16	(10:32) T.Masthay punts 54 yards to CAR 30, Center-B.Goode. T.Ginn pushed ob at CAR 38 for 8 yards (J.Elliott).	

Carolina Panthers at 10:19

1-10-CAR 38	(10:19) (Shotgun) C.Newton pass deep middle to D.Funchess to GB 10 for 52 yards (D.Randall).	P8
<u>1-10-GB 10</u>	(9:34) (Shotgun) J.Stewart right guard to GB 7 for 3 yards (C.Matthews; M.Burnett).	
2-7-GB 7	(8:59) (Shotgun) C.Newton pass short middle to G.Olsen for 7 yards, TOUCHDOWN.	P9
	G.Gano extra point is GOOD, Center-J.Jansen, Holder-B.Nortman.	

GB 7 CAR 17, 3 plays, 62 yards, 1:24 drive, 6:05 elapsed

G.Gano kicks 65 yards from CAR 35 to end zone, Touchback.

Green Bay Packers at 8:55

1-10-GB 20	(8:55) J.Starks left guard to GB 19 for -1 yards (B.Benwikere; L.Kuechly). JC Tretter reported as eligible	
2-11-GB 19	(8:19) A.Rodgers pass incomplete deep right to R.Cobb.	
3-11-GB 19	(8:10) (Shotgun) A.Rodgers pass incomplete short right to D.Adams [S.Lotulelei].	
4-11-GB 19	(8:03) T.Masthay punts 48 yards to CAR 33, Center-B.Goode, downed by GB-J.Janis.	
	<i>PENALTY on GB-L.Gunter, Face Mask (15 Yards), 15 yards, enforced at CAR 33.</i>	

Carolina Panthers at 7:54

1-10-CAR 48	(7:54) (Shotgun) J.Stewart right guard to CAR 46 for -2 yards (C.Hayward; N.Perry).	
2-12-CAR 46	(7:17) (No Huddle, Shotgun) C.Newton pass short right to J.Cotchery to GB 38 for 16 yards (D.Goodson).	P10
<u>1-10-GB 38</u>	(6:40) (No Huddle, Shotgun) J.Stewart left tackle to GB 35 for 3 yards (N.Perry; H.Clinton-Dix).	
2-7-GB 35	(5:54) (No Huddle, Shotgun) C.Newton pass incomplete deep right to G.Olsen.	
3-7-GB 35	(5:48) (Shotgun) C.Newton scrambles left end to GB 32 for 3 yards (D.Randall).	
4-4-GB 32	(5:05) G.Gano 49 yard field goal is GOOD, Center-J.Jansen, Holder-B.Nortman.	

GB 7 CAR 20, 6 plays, 20 yards, 2:55 drive, 10:01 elapsed

G.Gano kicks 65 yards from CAR 35 to end zone, Touchback.

Green Bay Packers at 4:59

1-10-GB 20	(4:59) A.Rodgers pass incomplete short left to E.Lacy [T.Davis].	
2-10-GB 20	(4:53) (Shotgun) E.Lacy left tackle to GB 20 for no gain (C.Tillman). FUMBLES (C.Tillman), RECOVERED by CAR-K.Love at GB 24. K.Love to GB 24 for no gain (T.Lang).	

Carolina Panthers at 4:47

1-10-GB 24	(4:47) (Shotgun) J.Webb right tackle to GB 25 for -1 yards (M.Burnett).	
2-11-GB 25	(4:04) (Shotgun) C.Newton pass incomplete short left to C.Brown (N.Perry).	
3-11-GB 25	(3:59) (No Huddle, Shotgun) C.Newton pass incomplete short left to T.Ginn.	
4-11-GB 25	(3:55) G.Gano 43 yard field goal is No Good, Wide Left, Center-J.Jansen, Holder-B.Nortman.	

Green Bay Packers at 3:50

1-10-GB 33	(3:50) J.Starks left tackle to GB 33 for no gain (L.Kuechly).	
2-10-GB 33	(3:19) J.Starks left end to GB 35 for 2 yards (L.Kuechly).	
3-8-GB 35	(2:34) (Shotgun) A.Rodgers sacked at GB 26 for -9 yards (K.Short).	

Green Bay Packers vs Carolina Panthers at Bank of America Stadium

Two-Minute Warning

4-17-GB 26 (2:00) T.Masthay punts 26 yards to CAR 48, Center-B.Goode, out of bounds.

Carolina Panthers at 1:53

1-10-CAR 48 (1:53) (Shotgun) F.Whittaker up the middle to GB 42 for 10 yards (M.Burnett; C.Matthews). R11

1-10-GB 42 (1:25) (No Huddle, Shotgun) F.Whittaker right guard to GB 39 for 3 yards (M.Neal).

2-7-GB 39 (:52) (No Huddle, Shotgun) C.Newton pass incomplete short left to J.Cotchery.

3-7-GB 39 (:49) (Shotgun) **C.Newton pass deep left to C.Brown for 39 yards, TOUCHDOWN.** P12

Penalty on GB-D.Goodson, Defensive Holding, declined.

G.Gano extra point is GOOD, Center-J.Jansen, Holder-B.Nortman.

GB 7 CAR 27, 4 plays, 52 yards, 1:12 drive, 14:19 elapsed

G.Gano kicks 65 yards from CAR 35 to end zone, Touchback.

Green Bay Packers at 0:41

1-10-GB 20 (:41) (Shotgun) A.Rodgers pass deep left to J.Jones to GB 41 for 21 yards (C.Tillman). P6

Timeout #1 by GB at 00:35.

1-10-GB 41 (:35) (Shotgun) A.Rodgers pass incomplete short left to R.Cobb (B.Benwikere).

2-10-GB 41 (:30) (Shotgun) A.Rodgers pass incomplete short left to R.Rodgers.

3-10-GB 41 (:26) (Shotgun) A.Rodgers pass short middle to R.Cobb to CAR 41 for 18 yards (K.Coleman; B.Benwikere). P7

Timeout #2 by GB at 00:19.

1-10-CAR 41 (:19) (Shotgun) A.Rodgers sacked at CAR 49 for -8 yards (T.Davis).

Timeout #3 by GB at 00:11.

2-18-CAR 49 (:11) (Shotgun) A.Rodgers pass deep left to D.Adams to CAR 9 for 40 yards (C.Tillman). P8

END OF QUARTER

	Score	Time Poss	First Downs				Efficiencies	
			R	P	X	T	3 Down	4 Down
Green Bay Packers	7	5:41	0	3	0	3	1/4	0/0
Carolina Panthers	27	9:19	3	5	0	8	2/4	0/0

Third Quarter

11/8/2015

Play By Play

GB elects to Receive, and CAR elects to defend the West goal.

G.Gano kicks 65 yards from CAR 35 to end zone, Touchback.

Green Bay Packers at 15:00

- 1-10-GB 20 (15:00) (Shotgun) A.Rodgers pass short left to R.Rodgers to GB 26 for 6 yards (R.Harper; K.Coleman).
PENALTY on CAR-R.Harper, Unnecessary Roughness, 15 yards, enforced at GB 26. X9
- 1-10-GB 41 (14:33) (Shotgun) A.Rodgers pass short right to J.Starks to GB 47 for 6 yards (L.Kuechly).
- 2-4-GB 47 (14:10) (No Huddle, Shotgun) A.Rodgers pass deep left to R.Cobb for 53 yards, TOUCHDOWN. P10
M.Crosby extra point is GOOD, Center-B.Goode, Holder-T.Masthay.

GB 14 CAR 27, 3 plays, 80 yards, 1 penalty, 1:00 drive, 1:00 elapsed

M.Crosby kicks 65 yards from GB 35 to end zone, Touchback.

Carolina Panthers at 14:00

- 1-10-CAR 20 (14:00) (Shotgun) C.Newton right end to CAR 22 for 2 yards (M.Burnett).
- 2-8-CAR 22 (13:27) (No Huddle, Shotgun) C.Newton pass incomplete short right to G.Olsen.
- 3-8-CAR 22 (13:22) (Shotgun) C.Newton pass incomplete short right.
- 4-8-CAR 22 (13:14) B.Nortman punts 43 yards to GB 35, Center-J.Jansen. M.Hyde to GB 35 for no gain (C.Jones).

Green Bay Packers at 13:04

- 1-10-GB 35 (13:04) (Shotgun) A.Rodgers pass deep right to D.Adams to CAR 44 for 21 yards (C.Tillman). P11
- 1-10-CAR 44 (12:51) (No Huddle, Shotgun) J.Starks right end to CAR 40 for 4 yards (K.Short).
- 2-6-CAR 40 (12:31) (No Huddle, Shotgun) A.Rodgers sacked at CAR 47 for -7 yards (K.Coleman).
- 3-13-CAR 47 (12:12) (No Huddle) A.Rodgers sacked at GB 44 for -9 yards (sack split by J.Allen and K.Ealy).
PENALTY on CAR-W.Horton, Defensive 12 On-field, 5 yards, enforced at CAR 47 - No Play.
- 3-8-CAR 42 (11:40) (Shotgun) A.Rodgers pass incomplete short left to R.Rodgers.
- 4-8-CAR 42 (11:34) T.Masthay punts 28 yards to CAR 14, Center-B.Goode, downed by GB-J.Janis.

Carolina Panthers at 11:23

- 1-10-CAR 14 (11:23) J.Stewart up the middle to CAR 20 for 6 yards (M.Pennel; J.Ryan).
- 2-4-CAR 20 (10:52) (No Huddle, Shotgun) J.Stewart right tackle to CAR 30 for 10 yards (J.Ryan). R13
- 1-10-CAR 30 (10:17) J.Stewart left guard to CAR 32 for 2 yards (J.Ryan).
- 2-8-CAR 32 (9:42) (No Huddle, Shotgun) *PENALTY on GB-L.Guion, Encroachment, 5 yards, enforced at CAR 32 - No Play.*
- 2-3-CAR 37 (9:22) C.Newton scrambles left end pushed ob at CAR 42 for 5 yards (C.Hayward). R14
- 1-10-CAR 42 (8:47) (No Huddle) C.Newton pass deep left to G.Olsen pushed ob at GB 34 for 24 yards (C.Matthews) [J.Peppers]. P15
Penalty on GB-J.Peppers, Defensive Offside, declined.
- 1-10-GB 34 (8:26) C.Newton pass short left to D.Funchess to GB 29 for 5 yards (J.Ryan).
- 2-5-GB 29 (7:54) (No Huddle, Shotgun) J.Stewart left tackle to GB 31 for -2 yards (M.Daniels).
- 3-7-GB 31 (7:11) (Shotgun) J.Stewart right end to GB 23 for 8 yards (D.Goodson). R16
- 1-10-GB 23 (6:27) (No Huddle, Shotgun) C.Newton pass short right to C.Brown to GB 12 for 11 yards (D.Goodson; M.Burnett). P17
- 1-10-GB 12 (5:47) (No Huddle, Shotgun) C.Newton right end pushed ob at GB 5 for 7 yards (L.Guion).
- 2-3-GB 5 (5:17) (No Huddle) J.Stewart left end to GB 4 for 1 yard (J.Ryan; C.Hayward).
- 3-2-GB 4 (4:56) (Shotgun) C.Newton pass incomplete short left to J.Cotchery.
- 4-2-GB 4 (4:52) G.Gano 22 yard field goal is GOOD, Center-J.Jansen, Holder-B.Nortman.

GB 14 CAR 30, 13 plays, 82 yards, 1 penalty, 6:35 drive, 10:12 elapsed

G.Gano kicks 65 yards from CAR 35 to end zone, Touchback.

Green Bay Packers at 4:48

- 1-10-GB 20 (4:48) (Shotgun) A.Rodgers pass short right to D.Adams to GB 28 for 8 yards (J.Norman).
- 2-2-GB 28 (4:19) (No Huddle, Shotgun) A.Rodgers pass incomplete short left to J.Jones.
- 3-2-GB 28 (4:15) (Shotgun) A.Rodgers pass incomplete deep middle to D.Adams [K.Ealy].
- 4-2-GB 28 (4:05) T.Masthay punts 54 yards to CAR 18, Center-B.Goode. T.Ginn ran ob at CAR 29 for 11 yards (J.Elliott).

Carolina Panthers at 3:53

- 1-10-CAR 29 (3:53) (Shotgun) C.Newton pass incomplete deep right to E.Dickson (M.Burnett).
- 2-10-CAR 29 (3:47) J.Stewart up the middle to CAR 30 for 1 yard (N.Perry).
- 3-9-CAR 30 (3:08) (Shotgun) C.Newton pass incomplete deep left to T.Ginn.

Green Bay Packers vs Carolina Panthers at Bank of America Stadium

4-9-CAR 30 (3:03) B.Nortman punts 42 yards to GB 28, Center-J.Jansen, out of bounds.

Green Bay Packers at 2:55

1-10-GB 28 (2:55) (Shotgun) A.Rodgers scrambles left end pushed ob at GB 36 for 8 yards (T.Davis).

2-2-GB 36 (2:26) (Shotgun) E.Lacy left tackle to GB 43 for 7 yards (C.Tillman; M.Addison). R12

1-10-GB 43 (1:50) (No Huddle, Shotgun) A.Rodgers pass incomplete deep right to J.Jones.

PENALTY on CAR-C.Tillman, Defensive Holding, 5 yards, enforced at GB 43 - No Play. X13

1-10-GB 48 (1:43) (Shotgun) A.Rodgers pass incomplete short middle to R.Rodgers (R.Harper).

Timeout #1 by GB at 01:38.

2-10-GB 48 (1:38) (Shotgun) A.Rodgers pass short right to J.Starks to GB 44 for -4 yards (R.Harper).

3-14-GB 44 (:56) (No Huddle, Shotgun) A.Rodgers pass incomplete short middle to R.Rodgers (L.Kuechly).

Penalty on GB-B.Bulaga, Illegal Formation, declined.

4-14-GB 44 (:50) T.Masthay punts 46 yards to CAR 10, Center-B.Goode. T.Ginn to CAR 11 for 1 yard (J.Janis).

Carolina Panthers at 0:38

1-10-CAR 11 (:38) J.Stewart up the middle to CAR 14 for 3 yards (M.Daniels).

END OF QUARTER

	Score	Time Poss	First Downs				Efficiencies	
			R	P	X	T	3 Down	4 Down
Green Bay Packers	14	5:53	1	2	2	5	0/3	0/0
Carolina Panthers	30	9:07	3	2	0	5	1/4	0/0

Fourth Quarter

11/8/2015

Play By Play

Carolina Panthers continued.

- 2-7-CAR 14 (15:00) J.Stewart up the middle to CAR 14 for no gain (N.Perry; J.Ryan).
 3-7-CAR 14 (14:23) (No Huddle, Shotgun) C.Newton scrambles up the middle to CAR 21 for 7 yards (J.Ryan).
 Green Bay challenged the first down ruling, and the play was REVERSED.
 (No Huddle, Shotgun) C.Newton scrambles up the middle to CAR 20 for 6 yards (J.Ryan).
 4-1-CAR 20 (13:53) B.Nortman punts 41 yards to GB 39, Center-J.Jansen. M.Hyde to GB 40 for 1 yard (D.Mayo).

Green Bay Packers at 13:43

- 1-10-GB 40 (13:43) (Shotgun) J.Starks up the middle to GB 42 for 2 yards (K.Short).
 2-8-GB 42 (13:13) (No Huddle, Shotgun) J.Starks left tackle to GB 46 for 4 yards (T.Davis).
 3-4-GB 46 (12:30) (No Huddle, Shotgun) A.Rodgers sacked at GB 39 for -7 yards (K.Ealy). FUMBLES (K.Ealy) [K.Ealy], and recovers at GB 40.
 A.Rodgers to GB 40 for no gain (S.Lotulelei).
 4-10-GB 40 (11:55) T.Masthay punts 45 yards to CAR 15, Center-B.Goode. T.Ginn pushed ob at CAR 26 for 11 yards (A.Ripkowski).

Carolina Panthers at 11:43

- 1-10-CAR 26 (11:43) (Shotgun) C.Newton pass short left to T.Ginn to CAR 46 for 20 yards (D.Randall). P18
1-10-CAR 46 (11:01) (Shotgun) J.Stewart left guard to 50 for 4 yards (N.Perry).
 2-6-50 (10:21) (No Huddle, Shotgun) C.Newton pass incomplete deep left to G.Olsen.
PENALTY on GB-D.Randall, Defensive Pass Interference, 34 yards, enforced at 50 - No Play. X19
1-10-GB 16 (10:12) (Shotgun) C.Newton pass short left to J.Stewart to GB 14 for 2 yards (D.Randall).
 2-8-GB 14 (9:31) (Shotgun) C.Newton pass incomplete short middle to J.Cotchery.
 3-8-GB 14 (9:27) (Shotgun) C.Newton pass short left to D.Funchess for 14 yards, TOUCHDOWN. P20
 G.Gano extra point is GOOD, Center-J.Jansen, Holder-B.Nortman.

GB 14 CAR 37, 5 plays, 74 yards, 1 penalty, 2:21 drive, 5:38 elapsed

G.Gano kicks 72 yards from CAR 35 to GB -7. M.Hyde to GB 21 for 28 yards (B.Jacobs).

Green Bay Packers at 9:22, (1st play from scrimmage 9:17)

- 1-10-GB 21 (9:17) (Shotgun) A.Rodgers pass incomplete short middle to R.Cobb (B.Benwikere).
 2-10-GB 21 (9:12) (Shotgun) A.Rodgers pass incomplete short left to J.Starks [K.Ealy].
 Carolina challenged the incomplete pass ruling, and the play was Upheld. The ruling on the field was confirmed. (Timeout #1.)
 3-10-GB 21 (9:08) (Shotgun) A.Rodgers pass short right to D.Adams to GB 34 for 13 yards (J.Norman). CAR-J.Norman was injured during the play. His
 return is Probable. P14
1-10-GB 34 (8:54) (Shotgun) A.Rodgers pass short left to J.Starks to CAR 36 for 30 yards (K.Love; C.Tillman). P15
1-10-CAR 36 (8:28) (No Huddle, Shotgun) A.Rodgers pass short right to R.Rodgers to CAR 29 for 7 yards (L.Kuechly).
 2-3-CAR 29 (8:04) (No Huddle, Shotgun) A.Rodgers pass short right to J.Starks for 29 yards, TOUCHDOWN. P16
The Replay Official reviewed the runner broke the plane ruling, and the play was Upheld. The ruling on the field stands.
 (Pass formation) TWO-POINT CONVERSION ATTEMPT. A.Rodgers pass to D.Adams is complete. ATTEMPT SUCCEEDS.
PENALTY on CAR-R.Harper, Defensive Holding, 5 yards, enforced between downs.

GB 22 CAR 37, 6 plays, 79 yards, 1:28 drive, 7:06 elapsed

M.Crosby kicks 48 yards from GB 40 to CAR 12. T.Ginn to CAR 20 for 8 yards (J.Thomas).

Carolina Panthers at 7:54, (1st play from scrimmage 7:51)

- 1-10-CAR 20 (7:51) J.Stewart right end to CAR 13 for -7 yards (J.Ryan).
 2-17-CAR 13 (7:06) (Shotgun) C.Newton pass short right to G.Olsen to CAR 25 for 12 yards (D.Goodson).
 3-5-CAR 25 (6:34) (Shotgun) C.Newton pass incomplete short left to D.Funchess (D.Randall).
 4-5-CAR 25 (6:29) B.Nortman punts 47 yards to GB 28, Center-J.Jansen, fair catch by M.Hyde.

Green Bay Packers at 6:21

- 1-10-GB 28 (6:21) (Shotgun) A.Rodgers pass incomplete short right to R.Cobb.
 2-10-GB 28 (6:16) (Shotgun) A.Rodgers pass deep middle to R.Cobb to GB 48 for 20 yards (K.Coleman). P17
1-10-GB 48 (5:49) (No Huddle, Shotgun) A.Rodgers pass incomplete deep left to J.Starks.
PENALTY on GB-D.Bakhtiari, Offensive Holding, 10 yards, enforced at GB 48 - No Play.
 1-20-GB 38 (5:42) (Shotgun) A.Rodgers pass short right to D.Adams to GB 44 for 6 yards (B.Benwikere).
 2-14-GB 44 (5:14) (No Huddle, Shotgun) A.Rodgers pass incomplete short left to R.Cobb [M.Addison].
 3-14-GB 44 (5:09) (Shotgun) A.Rodgers pass incomplete deep left to J.Jones.
 4-14-GB 44 (5:05) (Shotgun) A.Rodgers pass deep middle to J.Jones to CAR 20 for 36 yards (J.Norman). P18
1-10-CAR 20 (4:29) (No Huddle, Shotgun) A.Rodgers pass short left to J.Starks to CAR 3 for 17 yards (L.Kuechly). P19
1-3-CAR 3 (3:47) (No Huddle, Shotgun) A.Rodgers pass short middle to R.Rodgers for 3 yards, TOUCHDOWN [K.Coleman]. P20
 M.Crosby extra point is GOOD, Center-B.Goode, Holder-T.Masthay.

Green Bay Packers vs Carolina Panthers at Bank of America Stadium

GB 29 CAR 37, 8 plays, 72 yards, 2:38 drive, 11:17 elapsed

M.Crosby kicks 65 yards from GB 35 to end zone, Touchback.

Carolina Panthers at 3:43

1-10-CAR 20 (3:43) (Shotgun) C.Newton pass short right intended for T.Ginn INTERCEPTED by D.Randall at CAR 26. D.Randall to CAR 22 for 4 yards (T.Ginn).
The Replay Official reviewed the incomplete pass ruling, and the play was Upheld. The ruling on the field stands.

Green Bay Packers at 3:38

1-10-CAR 22 (3:38) (Shotgun) PENALTY on CAR-J.Allen, Neutral Zone Infraction, 5 yards, enforced at CAR 22 - No Play.

1-5-CAR 17 (3:38) (Shotgun) J.Starks up the middle to CAR 17 for no gain (T.Davis; J.Allen).

2-5-CAR 17 (3:06) (No Huddle, Shotgun) A.Rodgers pass incomplete short left to J.Starks [J.Allen].
Timeout #2 by GB at 03:01.

3-5-CAR 17 (3:01) (Shotgun) A.Rodgers pass incomplete short right to D.Adams (C.Tillman).

4-5-CAR 17 (2:57) (Shotgun) A.Rodgers pass short middle to R.Cobb to CAR 9 for 8 yards (B.Benwikere).

P21

1-9-CAR 9 (2:31) (No Huddle, Shotgun) A.Rodgers pass incomplete short left to R.Cobb.

2-9-CAR 9 (2:27) (Shotgun) A.Rodgers pass incomplete short right to R.Cobb.

3-9-CAR 9 (2:23) (Shotgun) A.Rodgers scrambles left tackle to CAR 4 for 5 yards (R.Harper).

Two-Minute Warning

Timeout #2 by CAR at 02:00.

4-4-CAR 4 (2:00) (Shotgun) A.Rodgers pass short middle intended for J.Jones INTERCEPTED by T.Davis [K.Short] at CAR 4. T.Davis to CAR 3 for -1 yards (T.Lang).

Carolina Panthers at 1:54

1-10-CAR 3 (1:54) J.Stewart left guard to CAR 4 for 1 yard (N.Perry; J.Ryan). Chris Scott reported as eligible
Timeout #3 by GB at 01:47.

2-9-CAR 4 (1:47) M.Tolbert right guard to CAR 6 for 2 yards (C.Matthews; M.Neal).
Timeout #3 by CAR at 01:02.

3-7-CAR 6 (1:02) J.Stewart right guard to CAR 11 for 5 yards (J.Ryan). Chris Scott reported as eligible

4-2-CAR 11 (:19) B.Nortman punts 60 yards to GB 29, Center-J.Jansen. M.Hyde to GB 45 for 16 yards (K.Coleman).
PENALTY on GB-L.Gunter, Illegal Block Above the Waist, 10 yards, enforced at GB 31.

Green Bay Packers at 0:06

1-10-GB 21 (:06) (Shotgun) A.Rodgers pass short middle to J.Starks to GB 26 for 5 yards. Lateral to D.Adams to GB 14 for -12 yards. Lateral to R.Cobb to GB 14 for no gain (K.Coleman).

END OF QUARTER

	Score	Time Poss	First Downs				Efficiencies	
			R	P	X	T	3 Down	4 Down
Green Bay Packers	29	7:56	0	8	0	8	1/5	2/3
Carolina Panthers	37	7:04	0	2	1	3	1/4	0/0

Miscellaneous Statistics Report

Green Bay Packers vs Carolina Panthers
11/8/2015 at Bank of America Stadium

Ten Longest Plays for Green Bay Packers

Yards	Qtr	Play Start	Play Description
53	3	2-4-GB 47	(14:10) (No Huddle, Shotgun) A.Rodgers pass deep left to R.Cobb for 53 yards, TOUCHDOWN.
40	2	2-18-CAR 49	(:11) (Shotgun) A.Rodgers pass deep left to D.Adams to CAR 9 for 40 yards (C.Tillman).
36	4	4-14-GB 44	(5:05) (Shotgun) A.Rodgers pass deep middle to J.Jones to CAR 20 for 36 yards (J.Norman).
30	4	1-10-GB 34	(8:54) (Shotgun) A.Rodgers pass short left to J.Starks to CAR 36 for 30 yards (K.Love; C.Tillman).
29	4	2-3-CAR 29	(8:04) (No Huddle, Shotgun) A.Rodgers pass short right to J.Starks for 29 yards, TOUCHDOWN. The Replay Official reviewed the runner broke the plane ruling, and the play was Upheld. The ruling on the field stands.
21	2	1-10-GB 20	(:41) (Shotgun) A.Rodgers pass deep left to J.Jones to GB 41 for 21 yards (C.Tillman).
21	3	1-10-GB 20	(15:00) (Shotgun) A.Rodgers pass short left to R.Rodgers to GB 26 for 6 yards (R.Harper; K.Coleman). PENALTY on CAR-R.Harper, Unnecessary Roughness, 15 yards, enforced at GB 26.
21	3	1-10-GB 35	(13:04) (Shotgun) A.Rodgers pass deep right to D.Adams to CAR 44 for 21 yards (C.Tillman).
20	4	2-10-GB 28	(6:16) (Shotgun) A.Rodgers pass deep middle to R.Cobb to GB 48 for 20 yards (K.Coleman).
18	1	2-10-GB 35	(6:42) A.Rodgers pass short left to A.Ripkowski to CAR 47 for 18 yards (L.Kuechly; B.Benwikere).

Ten Longest Plays for Carolina Panthers

Yards	Qtr	Play Start	Play Description
59	2	3-16-CAR 26	(13:42) (No Huddle, Shotgun) C.Newton pass deep right to J.Cotchery to GB 15 for 59 yards (M.Hyde).
52	2	1-10-CAR 38	(10:19) (Shotgun) C.Newton pass deep middle to D.Funchess to GB 10 for 52 yards (D.Randall).
39	2	3-7-GB 39	(:49) (Shotgun) C.Newton pass deep left to C.Brown for 39 yards, TOUCHDOWN.
24	3	1-10-CAR 42	(8:47) (No Huddle) C.Newton pass deep left to G.Olsen pushed ob at GB 34 for 24 yards (C.Matthews) [J.Peppers].
23	1	1-10-CAR 44	(13:03) (No Huddle, Shotgun) C.Newton pass short right to G.Olsen to GB 33 for 23 yards (H.Clinton-Dix; D.Goodson).
23	1	1-10-GB 33	(12:23) (No Huddle, Shotgun) C.Newton scrambles up the middle to GB 10 for 23 yards (H.Clinton-Dix).
20	4	1-10-CAR 26	(11:43) (Shotgun) C.Newton pass short left to T.Ginn to CAR 46 for 20 yards (D.Randall).
16	2	2-12-CAR 46	(7:17) (No Huddle, Shotgun) C.Newton pass short right to J.Cotchery to GB 38 for 16 yards (D.Goodson).
14	2	1-10-GB 15	(12:48) (No Huddle, Shotgun) J.Stewart right end to GB 1 for 14 yards (H.Clinton-Dix; M.Burnett).
14	4	3-8-GB 14	(9:27) (Shotgun) C.Newton pass short left to D.Funchess for 14 yards, TOUCHDOWN.

Touchdown Scoring Information

		Offense	Defense	Special Teams
VISITOR	Green Bay Packers	4	0	0
HOME	Carolina Panthers	4	0	0

Player Scoring Information

Club	Player	TD	Rush TD	Rec TD	KO TD	Punt TD	Int TD	Fum TD	Misc TD	FG	XP	2Pt Rush	2Pt Rec	Sfty	Points
GB	R.Rodgers	0	0	2	0	0	0	0	0	0	0	0	0	0	12
GB	R.Cobb	0	0	1	0	0	0	0	0	0	0	0	0	0	6
GB	J.Starks	0	0	1	0	0	0	0	0	0	0	0	0	0	6
GB	M.Crosby	0	0	0	0	0	0	0	0	0	3	0	0	0	3
GB	D.Adams	0	0	0	0	0	0	0	0	0	0	0	1	0	2
CAR	G.Gano	0	0	0	0	0	0	0	0	3	4	0	0	0	13
CAR	C.Newton	0	1	0	0	0	0	0	0	0	0	0	0	0	6
CAR	C.Brown	0	0	1	0	0	0	0	0	0	0	0	0	0	6
CAR	D.Funchess	0	0	1	0	0	0	0	0	0	0	0	0	0	6
CAR	G.Olsen	0	0	1	0	0	0	0	0	0	0	0	0	0	6

Possession Detail

	First Half		Second Half		Game	
	Visitor	Home	Visitor	Home	Visitor	Home
Largest Lead	4	20	0	23	4	23
Drives Leading	0	5	0	8	0	13
Time of Possession Leading	0:00	7:27	0:00	16:11	0:00	23:38
Largest Deficit	-20	-4	-23	0	-23	-4
Drives Trailing	7	1	9	0	16	1
Time of Possession Trailing	13:59	3:46	13:49	0:00	27:48	3:46
Times Score Tied Up		0		0		0
Lead Changes		3		0		3

Playtime Percentage

Percent of playtime per player on offense, defense and special teams

Green Bay Packers

Carolina Panthers

		Offense	Defense	Special Teams				Offense	Defense	Special Teams			
J Sitton	G	77	100%	3	8%	M Oher	T	67	100%	8	21%		
B Bulaga	T	77	100%	3	8%	A Silatolu	G	67	100%	8	21%		
D Bakhtiari	T	77	100%	3	8%	M Remmers	T	67	100%	8	21%		
C Linsley	C	77	100%			T Turner	G	67	100%	8	21%		
T Lang	G	77	100%			G Olsen	TE	67	100%	2	5%		
A Rodgers	QB	77	100%			R Kalil	C	67	100%				
D Adams	WR	75	97%			C Newton	QB	67	100%				
R Cobb	WR	72	94%			C Brown	WR	54	81%				
J Jones	WR	71	92%			J Stewart	RB	51	76%				
R Rodgers	TE	67	87%			T Ginn	WR	48	72%	10	26%		
J Starks	RB	55	71%			E Dickson	TE	35	52%	18	47%		
E Lacy	RB	19	25%			J Cotchery	WR	29	43%				
J Kuhn	FB	10	13%	16	42%	M Tolbert	FB	22	33%	6	16%		
J Perillo	TE	6	8%	1	3%	D Funchess	WR	18	27%				
J Janis	WR	3	4%	27	71%	F Whittaker	RB	6	9%	18	47%		
J Abbrederis	WR	3	4%	6	16%	C Scott	G	4	6%	8	21%		
A Ripkowski	FB	2	3%	25	66%	J Webb	QB	1	1%	24	63%		
J Tretter	C	2	3%	11	29%	K Coleman	FS		77	100%	8	21%	
D Randall	CB		67	100%	15	39%	T Davis	LB		77	100%	6	16%
H Clinton-Dix	FS		67	100%	10	26%	R Harper	SS		77	100%	6	16%
C Matthews	LB		67	100%	8	21%	J Norman	CB		76	99%	6	16%
M Burnett	SS		66	99%	8	21%	L Kuechly	LB		76	99%	3	8%
M Neal	LB		59	88%	10	26%	B Benwikere	CB		75	97%	7	18%
M Daniels	DT		56	84%	8	21%	C Tillman	CB		74	96%	12	32%
D Goodson	CB		49	73%	5	13%	K Short	DT		65	84%	4	11%
C Hayward	CB		41	61%	9	24%	J Allen	DE		55	71%	1	3%
L Guion	DT		39	58%	3	8%	K Ealy	DE		51	66%	4	11%
J Ryan	LB		38	57%	27	71%	S Lotulelei	DT		48	62%	3	8%
N Perry	LB		38	57%			M Addison	DE		36	47%	4	11%
J Peppers	LB		37	55%	8	21%	K Love	DT		22	29%	3	8%
B Raji	NT		32	48%			W Horton	DE		16	21%	3	8%
N Palmer	LB		23	34%	8	21%	R Delaire	DE		15	19%		
M Hyde	FS		19	28%	27	71%	S Thompson	LB		5	6%	15	39%
D Jones	DE		16	24%	10	26%	T Williams	CB		1	1%	25	66%
M Pennel	DE		16	24%	3	8%	A Klein	LB		1	1%	23	61%
J Thomas	LB		6	9%	24	63%	B Jacobs	LB				32	84%
C Banjo	SS		1	1%	27	71%	C Jones	FS				27	71%
J Elliott	LB				35	92%	D Mayo	LB				26	68%
L Gunter	CB				18	47%	G Gano	K				16	42%
A Harris	RB				14	37%	B Bersin	WR				15	39%
D Barclay	T				11	29%	B Nortman	P				14	37%
B Goode	LS				11	29%	J Jansen	LS				14	37%
T Masthay	P				11	29%	T Boston	FS				14	37%
M Crosby	K				8	21%	F Velasco	C				8	21%
J Walker	G				3	8%							