



**PACKERS**



**LIONS**

*Packers Weekly Media Information Packet*

**GREEN BAY PACKERS VS DETROIT LIONS**

Thursday, December 3, 2015 @ 7:25 p.m. CST • Ford Field





# THE DOPE SHEET

OFFICIAL PROGRAM AND PUBLICATION, ACME-PACKERS FOOTBALL TEAM.

Packers Public Relations • Lambeau Field Atrium • 1265 Lombardi Avenue • Green Bay, WI 54304 • 920/569-7500 • 920/569-7201 fax  
Jason Wahlers, Aaron Popkey, Sarah Quick, Tom Fanning, Nathan LoCascio

**VOL. XVII; NO. 19**

**GREEN BAY, NOV. 30, 2015**

**WEEK 13**

**GREEN BAY (7-4) AT DETROIT (4-7)**

Thursday, Dec. 3 • Ford Field • 7:25 p.m. CST

## PACKERS TRAVEL TO DETROIT TO TAKE ON THE LIONS

The Green Bay Packers will play their second-to-last NFC North game of the season when they take on the Detroit Lions at Ford Field.

- ▶ Dating back to 1970, this will be the third time the Packers have played a primetime game at Detroit (Thursday, Oct. 15, 1998 and Monday, Oct. 16, 1972).
- ▶ Green Bay and Detroit will be facing off for the second time in four games. The last time the Packers played the same opponent twice in four or fewer games in a single regular season was in 2012, and it was against the Lions in a four-game span.
- ▶ Dating back to 2006, this will be the fifth time Green Bay has played the same team twice in four games or less during the regular season (2011, MIN, twice in three games / 2010, MIN, twice in three games / 2009, MIN, twice in four games). In the previous four occurrences, the Packers have won the second game three times.
- ▶ This is the first time the Packers have played on consecutive Thursdays since 2007 (Weeks 12-13, Detroit and Dallas).
- ▶ Green Bay is 8-5 at Ford Field, a .615 winning percentage that ranks No. 1 among teams that have played five or more games there.
- ▶ The Packers lead the regular-season series 95-68-7 (.579) and have won both postseason contests the two have played. Green Bay's 95 wins over the Lions are the most the Packers have against any team.
- ▶ The rivalry kicked off in 1930 at City Stadium in Green Bay, a 47-13 Packers win. Two seasons later, the teams began a yearly series. Thursday marks meeting No. 173 in the all-time series (including playoffs).
- ▶ Green Bay has a 15-4 mark (.789) against the Lions under Head Coach **Mike McCarthy**.
- ▶ Of the 15 wins over Detroit, nine have been decided by 10 points or more, including four by more than 20 points.
- ▶ The Packers have won 16 of the last 20 against Detroit and 24 of the last 30 in the series.
- ▶ QB **Aaron Rodgers** has led the Packers to 10 wins in 13 games against the Lions, completing 264 of 397 passes for 3,280 yards, 24 touchdowns and five interceptions with passer rating of 106.8.
- ▶ Rodgers has recorded a 100-plus passer rating nine times against Detroit.
- ▶ On Thursday, Green Bay will wrap up a four-game stretch against division opponents, with all four games taking place in the span of 19 days.
- ▶ It is the first time Green Bay has played four straight games against division opponents in a single season since 2000 (Weeks 14-17).
- ▶ Green Bay returns to Lambeau Field in Week 14 for a matchup against the Dallas Cowboys on Sunday, Dec. 13.



## WITH THE CALL

Thursday night's game will be televised to a national audience on CBS and NFL Network with play-by-play man **Jim Nantz** and analyst **Phil Simms** handling the call from the broadcast booth and **Tracy Wolfson** reporting from the sidelines.



- ▶ In Wisconsin, CBS affiliates around the state, including WFRV (Ch. 5) in Green Bay and WDJT (Ch. 58) in Milwaukee, will carry the Thursday night contest.
- ▶ Milwaukee's WTMJ (620 AM), airing Green Bay games since November 1929, heads up the Packers Radio Network that is made up of 50 stations in five states. **Wayne Larrivee** (play-by-play) and two-time Packers Pro Bowler **Larry McCarren** (color) call the action. McCarren first joined the team's broadcasts in 1995 and enters his 21st season calling Packers' games. McCarren has four times been voted Wisconsin Sportscaster of the Year by the National Sportscasters and Sportswriters Association. After originally being paired together in 1999, McCarren and Larrivee enter their 17th season of broadcasts together.
- ▶ Westwood One Sports will air the game across the country. **Ian Eagle** (play-by-play) and **Tim Ryan** (analyst) will call the action and **Scott Graham** will host pre-game and halftime shows.
- ▶ The broadcast is also available on Sirius Satellite Radio (WTMJ feed).

## REGULAR SEASON

Date	Opponent	Time (CT)	TV
Sun., Sept. 13	at Chicago Bears . . . . .	.W, 31-23	62,442
Sun., Sept. 20	SEATTLE SEAHAWKS . . . . .	.W, 27-17	78,433
Mon., Sept. 28	KANSAS CITY CHIEFS (Gold Pkg.) . . . . .	.W, 38-28	78,214
Sun., Oct. 4	at San Francisco 49ers . . . . .	.W, 17-3	70,799
Sun., Oct. 11	ST. LOUIS RAMS . . . . .	.W, 24-10	78,432
Sun., Oct. 18	SAN DIEGO CHARGERS . . . . .	.W, 27-20	78,434
Sun., Oct. 25	BYE		
Sun., Nov. 1	at Denver Broncos . . . . .	L, 10-29	77,075
Sun., Nov. 8	at Carolina Panthers . . . . .	L, 29-37	74,461
Sun., Nov. 15	DETROIT LIONS (Gold Pkg.) . . . . .	L, 16-18	78,526
Sun., Nov. 22	at Minnesota Vikings . . . . .	.W, 30-13	52,529
Thu., Nov. 26	CHICAGO BEARS . . . . .	L, 13-17	78,488
Thu., Dec. 3	at Detroit Lions . . . . .	7:25 p.m.	CBS/NFLN
Sun., Dec. 13	DALLAS COWBOYS . . . . .	3:25 p.m.	FOX
Sun., Dec. 20	at Oakland Raiders . . . . .	*3:05 p.m.	FOX
Sun., Dec. 27	at Arizona Cardinals . . . . .	*3:25 p.m.	FOX
Sun., Jan. 3	MINNESOTA VIKINGS . . . . .	*12 p.m.	FOX

\*—Start time and broadcast may shift due to NFL flexible scheduling

## NFL POSTSEASON DATES

- Jan. 9-10 . . . . . AFC and NFC Wild Card Playoffs
- Jan. 16-17 . . . . . AFC and NFC Divisional Playoffs
- Jan. 24 . . . . . AFC and NFC Championship Games
- Jan. 31 . . . . . Pro Bowl, Aloha Stadium, Honolulu, Hawaii
- Feb. 7 . . . . . Super Bowl 50, Levi's Stadium, Santa Clara, California





## PACKERS AT LIONS - WEEK 13

### DIVISIONAL DRIVE

The Packers have a 42-15-1 (.733) overall regular-season record against NFC North opponents under Head Coach **Mike McCarthy**, a divisional mark that ranks **No. 3 in the NFL** since 2006:

Team	Div. W-L Record	Pct.
1. New England	46-12-0	.793
2. Indianapolis	43-14-0	.754
<b>3. Green Bay</b>	<b>42-15-1</b>	<b>.733</b>
4. Pittsburgh	37-20-0	.649
5. San Diego	36-20-0	.643

► In the Packers' 58 divisional games under McCarthy, they have registered a plus-36 turnover differential (**No. 2 in the NFL**).

► Green Bay is tied with Carolina and the New York Jets for **No. 8 in the NFL** in point differential (plus-19) against division opponents this season. The Packers rank **No. 2 in the NFL** since 2006 in point differential against division opponents:

Team	Point Differential (since 2006)
1. New England	plus-614
<b>2. Green Bay</b>	<b>plus-428</b>
3. Seattle	plus-386
4. San Diego	plus-322
5. Indianapolis	plus-313

► Green Bay has held NFC North foes to 20 points or less in 35 of those contests, including in three of four this season, and to 10 points or less in 13 of the games, ranking in the top five in the NFL in both categories:

Team	20 Points or Less Allowed
1. Pittsburgh	41
2. Seattle	39
3. San Francisco	38
4. Baltimore	37
<b>5. Green Bay</b>	<b>35</b>

Team	10 Points or Less Allowed
1. Seattle	20
2. Pittsburgh	19
3. New England	16
4. Baltimore	15
<b>5. Green Bay</b>	<b>13</b>
6t. Cincinnati	12
6t. Denver	12
6t. Philadelphia	12

► The Packers have given up 17.8 points per game in divisional games this season, ranking **No. 5 in the NFL**:

Team	Points Per Game Allowed
1. Cincinnati	14.7
2. Kansas City	15.7
3. Pittsburgh	16.0
4. Houston	17.7
<b>5. Green Bay</b>	<b>17.8</b>

► Green Bay has scored 30-plus points in 22 divisional games since 2006, including in two of four divisional games this season (31 at CHI / 30 at MIN). The Packers' 22 games with 30-plus points against division opponents since 2006 are tied for **No. 2 in the NFL**:

Team	30-Point Games vs. Division
1. New England	26
<b>2t. Green Bay</b>	<b>22</b>
2t. New Orleans	22
4. Philadelphia	20
5t. Indianapolis	19
5t. New York Giants	19

► The Packers have won 22 of 29 NFC North games with one tie at home under McCarthy, which ranks **No. 3 in the NFL** since 2006:

Team	Home Div. Record	Pct.
1. New England	26-4-0	.867
2. Indianapolis	24-4-0	.857
<b>3. Green Bay</b>	<b>22-6-1</b>	<b>.776</b>
4. Seattle	22-7-0	.759
5. Pittsburgh	21-9-0	.700
6. Baltimore	20-9-0	.690
7. San Francisco	19-9-1	.672

► Green Bay had won 10 straight home games against divisional foes before losing to Chicago at Lambeau Field in 2013 in Week 9.

► Green Bay's 37-34 loss at Minnesota in Week 17 of the 2012 season snapped the Packers' 12-game winning streak in regular-season NFC North games, which was the longest divisional winning streak in team history since the league went to a divisional format in 1967:

Seasons	Divisional Winning Streak
<b>1. 2010-2012</b>	<b>12</b>
2t. 1996-97, 2001-02	8
4. 1997-98	7

► Green Bay has posted a winning record in divisional games in every season under McCarthy (2006-14). The only other team in the league to accomplish that feat each of the past nine seasons was the New England Patriots.

► The streak of nine straight seasons with a winning record in divisional games is also a franchise record, topping the previous mark of five straight from 2000-04.

► Packers QB **Aaron Rodgers** leads the NFL in passer rating and passing touchdowns against division opponents since the start of the 2014 season (min. 100 pass att.):

Player	Passer Rating vs. Division (Since 2014)
<b>1. Aaron Rodgers, GB</b>	<b>111.8</b>
2. Brian Hoyer, CLE/HOU	109.7
3. Andrew Luck, IND	107.5

Player	Passing TDs vs. Division (Since 2014)
<b>1. Aaron Rodgers, GB</b>	<b>26</b>
2. Tom Brady, NE	21
3. Eli Manning, NYG	19





## PACKERS AT LIONS - WEEK 13

### STAT OF THE WEEK

► QB **Aaron Rodgers** threw the 250th touchdown of his career in Week 12 against Chicago. It was his 121st game, setting an NFL record for the quickest player to reach the mark:

Player	Games To 250 TD Passes
1. Aaron Rodgers, GB	121
2. Dan Marino, MIA	128
3. Peyton Manning, IND	132
4t. Brett Favre, GB	141
4t. Tom Brady, NE	141

### WHAT TO LOOK FOR

- The Packers are looking to win their fifth consecutive road game against an NFC North team. Dating back to 2002, it would tie for the longest road division winning streak by the Packers during the regular season (2006-07 and 2011-12).
- If the Packers win, they will finish 3-0 on the road against the division for the fourth time (2011, 2006, 2004) since the NFC North was formed in 2002.
- Green Bay has won four of the last six games it played on Thursday nights.
- Green Bay has won seven of its last nine NFC North games.
- The Packers are looking to improve to 6-3 against NFC teams this season.
- Under Head Coach **Mike McCarthy**, the Packers are 78-37-1 against NFC opponents during the regular season. Green Bay's 78 wins are eight more than any other team over that span (New Orleans, 70-46).
- Green Bay has posted seven zero-turnover games this season. That is tied for No. 2 in franchise history (since 1933), matching the mark posted in 2014 and trailing only 2009 (eight).
- The Packers have allowed a total of 23 first-half points over the last three games (7.7 per game).
- Dating back to 1963, the Packers' three six-plus sack games ties a single-season franchise record (1966, 1978, 1991).
- Green Bay rushed for a season-high 177 yards (6.3 avg.) in Week 12 versus Chicago. It was the Packers' highest output since a 179-yard effort on the ground last season in Week 14.
- Under McCarthy, Green Bay is 26-12 (.684) during the month of December. Green Bay's .684 winning percentage is No. 4 in the NFL over that span.
- The Packers have won six of the last eight games they have played in the month of December.

### OFFENSE

- If QB **Aaron Rodgers** throws for 300-plus yards, it will be the 44th 300-yard passing game of his career during the regular season.
- Rodgers is No. 2 in the NFL with six games this season with two-plus touchdown passes and zero INTs (New England QB Tom Brady, seven).
- For his career, Rodgers has thrown 92 touchdowns, 18 interceptions and has a passer rating of 110.2 against NFC North teams during the regular season. His passer rating ranks No. 1 in NFL history against division foes (min. 536 pass att.).
- Dating back to 2014, Rodgers has not thrown an interception in 21 of the last 27 regular-season games, including 10 of the last 13. The Packers are 18-3 in those games.
- Since the start of the 2014 season, Rodgers has thrown 62 touchdowns and nine interceptions.

- WR **Randall Cobb** needs one catch to extend his streak of consecutive regular-season games with a reception to 52, which would pass Greg Jennings (2009-12) for fifth-longest streak in franchise history.
- Over the last two weeks, RB **Eddie Lacy** recorded back-to-back 100-yard rushing games for the first time in his career (100 and 105 yards).
- Lacy's 205 rushing yards over the last two games are the fourth highest total in the NFL in Weeks 11-12.
- Last week, Lacy averaged 6.2 yards on 17 carries, the fourth time in his career he averaged over 6 yards a carry in a game when recording 15 or more attempts, which is tied (MIN RB Adrian Peterson, PIT RB Le'Veon Bell) for the third most in the NFL since 2013 (PHI/BUF RB LeSean McCoy, eight, DAL/PHI RB DeMarco Murray, five).
- Lacy posted a 25-yard touchdown against the Bears in Week 12, giving him a touchdown in all six career games vs. Chicago. He is tied with Cardinals WR Larry Fitzgerald (six games vs. Philadelphia) for the longest current touchdown streak in the league against one opponent to start a career.
- RB **James Starks** has set new career bests in receptions (30), receiving yards (292) and receiving touchdowns (two) this season.

### DEFENSE

- Over the last three games, S **Ha Ha Clinton-Dix** has 28 tackles (24 solo), an interception and a sack.
- CB **Quinten Rollins** registered his first career sack last week against Chicago.
- LB **Clay Matthews** has 13 career games with two or more sacks. He is one shy of tying Tim Harris (14, 1986-90) for No. 3 in team history (Reggie White, 16; Kabeer Gbaja-Biamila, 15).
- LB **Julius Peppers** leads the team with 6.0 sacks this season. Dating back to last season (including playoffs), Peppers has 11 sacks in the last 15 games.
- Peppers needs one sack to tie New York Giants LB Lawrence Taylor and San Diego/St. Louis/Kansas City DE Leslie O'Neal (132.5) for 12th most in NFL history (since 1982).

### Special Teams

- WR **Jeff Janis** has recorded two kickoff returns of 60-plus yards (64, 70) in four attempts over the last two games. He became the first Packer to post a kickoff return of 60-plus yards in back-to-back games since WR Robert Brooks in 1993 (Oct. 3-Oct. 10).
- According to the Elias Sports Bureau, Janis is the first NFL player since Houston Oilers CB Willie Tullis in 1981 to have two kickoff returns of 60-plus yards in his first four career attempts.
- P **Tim Masthay** has set a career high by landing two or more punts inside the 20-yard line in each of the last four games.

### 2015 HONOR ROLL

#### QB Aaron Rodgers

- NFC Offensive Player of the Week – Week 3 (vs. Kansas City)
- Ranks first in franchise history with 13 Player of the Week Awards, passing Brett Favre (12).
  - Leads the league with the most Player of the Week Awards since 2010 (13).
  - Named Player of the Week for the sixth consecutive season.

#### K Mason Crosby

- NFC Special Teams Player of the Week – Week 11 (at Minnesota)
- Sixth career Player of the Week Award, the most in franchise history.
  - First since 2013 (Week 5).





## THE DOPE ON THIS WEEK'S OPPONENT:

### Packers vs. Lions:

**Regular season, all-time:**  
95-68-7

**All-time, in Detroit:**  
39-41-2

**Streaks:** The Lions have won the past two meetings at Ford Field.

### Last meeting, regular season:

Nov. 15, 2015, at Lambeau Field; Lions won, 18-16



## COACHES CAPSULES

**Mike McCarthy:** 108-59-1, .643, (incl. 7-6 postseason); 10th NFL season

**Jim Caldwell:** 43-37, .538, (incl. 2-3 postseason); 5th NFL season

**Head to Head:** Caldwell 2-1

**vs. Opponent:** McCarthy 15-4 vs. Lions; Caldwell 2-1 vs. Packers

**MIKE McCARTHY**...Is in his 10th year as the Packers' 14th head coach.

- ▶ Joined Vince Lombardi and Mike Holmgren as the only coaches to guide the Packers to a Super Bowl title with a win over Pittsburgh in Super Bowl XLV.
- ▶ Led the Packers to their sixth consecutive playoff appearance last season, joining New England as the only two NFL teams to do so over that span. Has also led the team to seven playoff appearances in the last eight years (2007, 2009-14).
- ▶ Has guided the Packers to top-10 finishes in scoring each of the past eight seasons (2007-14), joining the Patriots as the only other team to accomplish the feat; Packers finished first overall in scoring in 2014.
- ▶ His .655 winning percentage during the regular season (101-53-1) is tied for No. 2 (Chuck Pagano) among active NFL coaches (min. 50 games).
- ▶ Was named Packers head coach on Jan. 12, 2006, his first head-coaching job after 13 years as an NFL assistant.

**JIM CALDWELL**...Is in his second year as the Lions' 26th head coach.

- ▶ In his first season at the helm, he led the Lions to an 11-5 record and a birth in the NFC Wildcard Round vs. Dallas.
- ▶ Prior to joining the Lions, Caldwell spent 2012-13 as the offensive coordinator of the Baltimore Ravens. He originally joined the Ravens as the quarterbacks coach and was promoted to offensive coordinator with three weeks left to play in the 2012 season. He went on to help Baltimore win the AFC North and Super Bowl XLVII.
- ▶ From 2002-11, Caldwell coached for the Indianapolis Colts, including three years as the head coach (2009-11).
- ▶ While in Indianapolis, the Colts had nine consecutive playoff appearances, which included six AFC South titles, two AFC championships and one Super Bowl title.
- ▶ Caldwell began his NFL coaching career as the Tampa Bay Buccaneers' quarterbacks coach in 2001.

## THE PACKERS-LIONS SERIES

- ▶ No other NFL teams have played every year since 1932, when the Packers first met the Lions, then known as the Portsmouth (Ohio) Spartans. Including a pair of playoff clashes in the early 1990s, this week marks Game No. 173 in the all-time series.
- ▶ Green Bay has scored more points (3,594 in the regular season) against the Lions than any other franchise.
- ▶ From 1936-1944, the Packers won a string of nine games in a row in Detroit before the Lions reeled off eight in a row from 1948-1955.
- ▶ The Lions are 7-5 in the month of December when hosting the Packers at home.

## NOTABLE CONNECTIONS

Packers LB Nick Perry is a Detroit native and prepped at both Mackenzie High School and Martin Luther King High School...Packers G T.J. Lang attended Brother Rice High School in Birmingham, Mich., and played at Eastern Michigan...Packers WR Jeff Janis is from Tawas City, Mich., and is the all-time leader in receptions, receiving yards and receiving touchdowns at Saginaw Valley State...Packers RBs coach Sam Gash was on the Lions' coaching staff from 2007-12...Lions DT Khyri Thornton played during the 2014 preseason for Green Bay before being placed on injured reserve, he was also on the roster in 2015 for training camp...Lions DT C.J. Wilson played for Green Bay from 2010-13, starting 11 of 50 games played during the regular season and three of eight postseason contests...Packers DL coach Mike Trgovac was a three-year starter (1978-80) at middle guard on the defensive line for the University of Michigan, where he played in three Rose Bowls...Trgovac also began his coaching career at Michigan as a graduate assistant from 1984-85...In 1985, Lions LBs coach Bill Sheridan joined Trgovac as a graduate assistant at Michigan...Packers off. quality control coach Luke Getsy worked as the WRs coach at Western Michigan in 2013...Packers LB Andy Mulumba played at Eastern Michigan while LB Jake Ryan played at Michigan...Packers def. front asst. Jerry Montgomery coached the DL at Michigan from 2011-12...Packers HC Mike McCarthy was Kansas City's QBs coach while Detroit's senior coaching asst. Gunther Cunningham was DC for the Chiefs...Cunningham was on the staff of the Hamilton Tiger-Cats (CFL) in 1981 when Packers assoc. HC/offense Tom Clements played QB for Hamilton and he was also on the Raiders staff when Packers assoc. HC/LBs Winston Moss played for them...Packers VP of football administration/player finance Russ Ball worked in Kansas City with Cunningham and in New Orleans with Lions DBs/CBs coach Tony Oden...Cunningham coached for the Chiefs while Clements was the QBs coach (2000), Packers asst. OL coach Mike Solari was the OL coach and OC (1997-2007) and while Packers special teams coord. Ron Zook coached DBs (1999)...From 1978-79, Packers DC Dom Capers and Cunningham were on the defensive coaching staff together at the University of California...Lions special teams coord. Joe Marciano coached with Capers for the Baltimore Stars (1983-85), New Orleans Saints (1986-91), and Houston Texans (2002-13)...Packers OL coach James Campen played in New Orleans and asst. special teams coach Jason Simmons played for Houston while Marciano was on both staffs...Solari and Lions WRs coach Robert Prince both coached for the Seahawks from 2008-09...Lions HC Jim Caldwell and Lions DC Teryl Austin coached at Penn State while Gash and Packers secondary-safeties coach Darren Perry played for the Nittany Lions...In 2003-04, Austin was the DBs coach in Seattle while Packers EVP/GM/Director of Football Operations Ted Thompson was the VP of Football Operations for the Seahawks...Packers DT Letroy Guion played for the Vikings while Lions DBs/safeties coach Alan Williams was the DC...Former college teammates include Lang and Lions DE Jason Jones (Eastern Michigan), Packers T Bryan Bulaga, DT Mike Daniels and DB Micah Hyde and Lions T Riley Reiff (Iowa), Packers WR Randall Cobb and Lions G Larry Warford (Kentucky), and Packers G Josh Sitton and Lions K Matt Prater (Central Florida).

## LAST MEETING, REGULAR SEASON

Nov. 15, 2015, at Lambeau Field; Lions won, 18-16.

- ▶ QB Aaron Rodgers threw for 333 yards and two TDs on 35-of-61 passing (83.6 passer rating).
- ▶ WR Davante Adams hauled in career-high 10 passes for 79 yards (7.9 avg.).



## PACKERS AT LIONS - WEEK 13

### QUICK OUT OF THE GATE

Green Bay has started games fast this season, scoring touchdowns in the first quarter in eight of 11 games.

- ▶ The Packers recently wrapped up a streak of scoring in the first quarter in 22 straight regular-season games, an NFL record (Game 1 of 2014 - Game 6 of 2015). The next longest was 17 by the Chicago Bears (1983-84) and Pittsburgh Steelers (2004-05).
- ▶ Green Bay has averaged 8.1 points in the first quarter this season, **No. 1 in the NFL**, and given up 2.3 points per game, **No. 4 in the NFL**.

Team	Points Per Game/First Quarter
<b>1. Green Bay</b>	<b>8.1</b>
2t. Cincinnati	6.9
2t. New Orleans	6.9

Team	Points Allowed Per Game/First Quarter
1t. New York Jets	2.1
1t. Seattle	2.1
3. Denver	2.2
<b>4. Green Bay</b>	<b>2.3</b>

- ▶ Green Bay has scored on the opening drive in five of the last eight games (three touchdowns, two field goals).
- ▶ The Packers have a plus-64 first-quarter point differential this season, **No. 1 in the NFL**:

Team	First-Quarter Point Differential (2015)
<b>1. Green Bay</b>	<b>plus-64</b>
2. New England	plus-48
3. Cincinnati	plus-46
4. New York Jets	plus-31

- ▶ Dating back to 2014, the Packers have outscored their opponents, 158-27, in the first quarter at Lambeau Field.
- ▶ In 2014, Green Bay scored 89 unanswered points at home in the first quarter from the Week 2 game vs. the N.Y. Jets through Week 14 vs. Atlanta. It was the most consecutive points scored at home in the first quarter since the Miami Dolphins scored 93 straight in the 1978-79 seasons.
- ▶ The Packers' 151 first-quarter points during the 2014 regular season were the **most in the NFL in a single season**, dating back to 1991.

Team	First-Quarter Points
<b>1. Green Bay, 2014</b>	<b>151</b>
2. Denver, 1998	144
3. St. Louis, 2001	140

- ▶ Packers QB **Aaron Rodgers** ranks among the best in the league in several passing categories in the first quarter of games this season (min. 30 att.):

Player	Passing Touchdowns
<b>1. Aaron Rodgers, GB</b>	<b>9</b>
2. Drew Brees, NO	7
3t. Tom Brady, NE	6
3t. Andy Dalton, CIN	6
5t. Eli Manning, NYG	5
5t. Matthew Stafford, DET	5

Player	Passer Rating
1. Andy Dalton, CIN	128.2
2. Drew Brees, NO	121.3
3. Marcus Mariota, TEN	113.2
4. Tom Brady, NE	112.4
5. Jay Cutler, CHI	109.5
<b>6. Aaron Rodgers, GB</b>	<b>106.3</b>

Player	Completions
1. Tom Brady, NE	81
2. Eli Manning, NYG	71
3. Matt Ryan, ATL	67
<b>4. Aaron Rodgers, GB</b>	<b>66</b>
5t. Drew Brees, NO	63
5t. Andy Dalton, CIN	63

Player	Touchdown Percentage
<b>1. Aaron Rodgers, GB</b>	<b>8.8</b>
2. Drew Brees, NO	7.8
3. Andy Dalton, CIN	7.3
4. Brian Hoyer, HOU	7.1
5. Marcus Mariota, TEN	6.5
6. Matthew Stafford, DET	6.3

- ▶ Rodgers has thrown one or more touchdowns in the first half in nine games this season.
- ▶ Rodgers has thrown 36 touchdowns and two interceptions in the first half since the start of the 2014 regular season.
- ▶ Dating back to 1991, Green Bay's average of 19.4 points in the first half of games in 2014 was the second-best recorded in a single season:

Season	First-Half Points Per Game (2014)
1. New England, 2007	20.8
<b>2. Green Bay, 2014</b>	<b>19.4</b>
3. St. Louis, 2001	19.1

- ▶ Rodgers threw for 275-plus yards in the first half four times in the 2014 regular season, the most by an NFL quarterback over the past 25 seasons (1990-2014), with no other QB posting more than two in a season.
- ▶ Green Bay scored on all five first-half drives in both Weeks 13 and 14 of last season (six TDs, four FGs).
- ▶ With 30 points in the first half of the Week 11 victory over Philadelphia in 2014, Green Bay became the first team in NFL history to score 28-plus points in the first half of four consecutive home games.
- ▶ Dating back to 2006, the Packers have recorded three of the top six single-season first-half point totals in the NFL:

Team	First-Half Points
1. New England, 2007	333
<b>2. Green Bay, 2014</b>	<b>310</b>
3. New England, 2012	290
4. Denver, 2013	288
<b>5. Green Bay, 2011</b>	<b>286</b>
<b>6. Green Bay, 2009</b>	<b>269</b>





**PACKERS AT LIONS - WEEK 13**

**MAKING GAINS**

Green Bay has nine touchdowns of 20-plus yards so far this season, **tied for No. 8 in the NFL**.

►Green Bay is **No. 2 in the NFL** with 29 pass plays of 25-plus yards this season.

Team	Receptions of 25-Plus Yards
1. Pittsburgh	31
<b>2. Green Bay</b>	<b>29</b>
3t. Cincinnati	27
3t. Kansas City	27
3t. New England	27
6. Jacksonville	26

►In Week 5, WR **James Jones** registered a 65-yard touchdown reception, his seventh career touchdown catch of 65-plus yards.

►Jones has set a career high with 11 catches of 25-plus-yards this season (2013), which is **tied for No. 4 in the NFL** this season:

Player	Receptions of 25-Plus Yards
1t. Antonio Brown, PIT	12
1t. Rob Gronkowski, NE	12
1t. Allen Robinson, JAX	12
<b>4t. James Jones, GB</b>	<b>11</b>
4t. T.Y. Hilton, IND	11
6t. Odell Beckham Jr.	10
6t. Greg Olsen, CAR	10

►Among players with 20 receptions this season, Jones ranks **No. 1 in the league** with an average of 19.7 yards per catch.

Player	Yards Per Catch
<b>1. James Jones, GB</b>	<b>19.7</b>
2. Malcom Floyd, SD	19.1
3. Markus Wheaton, PIT	19.0
4. Martavis Bryant, PIT	18.9
5. Sammy Watkins, BUF	17.0

►Since the start of the 2013 regular season, the Packers are **No. 2 in the league** in pass plays of 25-plus yards:

Team	Pass Plays of 25-Plus Yards
1. Denver	108
<b>2. Green Bay</b>	<b>107</b>
3. Pittsburgh	106
4. Philadelphia	102
5. New Orleans	95

►RB **James Starks** recorded a career-best 65-yard touchdown run against San Diego in Week 6, the longest TD run by a Packer since RB DeShawn Wynn's 73-yard TD vs. DET on Dec. 28, 2008.

**IN THE ZONE**

Green Bay has scored on 29 of 32 trips in the red zone this season. The Packers' 90.6 red-zone scoring efficiency ranks **No. 11 in the NFL**.

►The Packers have recorded 16 touchdown passes in the red zone, **No. 8 in the NFL** this season:

Team	Red-Zone Passing Touchdowns
1. Arizona	21
2. New England	20
3t. Cincinnati	19
3t. San Diego	19
5t. Detroit	18
5t. Indianapolis	18
5t. New York Jets	18
<b>8. Green Bay</b>	<b>16</b>

►TE **Richard Rodgers** and WR **Randall Cobb** (five each) are **tied for No. 8 in the NFL** in red-zone touchdowns this season.

►Green Bay ranks **No. 13 in the NFL** in red-zone points this season (163). From 2009-14, the Packers ranked in the top 10 in red-zone points five times, including four times in the top five:

Season	Red-Zone Points/NFL Ranking
2009	297 (4th)
2010	260 (8th)
2011	358 (3rd)
2012	249 (13th)
2013	297 (4th)
2014	312 (4th)

**DEFENSIVE STRETCH**

Green Bay's defense has had its ups and downs this season and is currently on the rise over the last few weeks.

►The Packers have held each of their last three opponents to 20 points or less, **tied for No. 1 in the NFL** from Weeks 10-12:

Team	Games Allowing 20 Or Fewer Points
<b>1t. Green Bay</b>	<b>3</b>
1t. Carolina	3
1t. Chicago	3
1t. Detroit	3
1t. Houston	3

►Green Bay gave up 16.0 points per game from Weeks 10-12, **tied for No. 6 in the NFL** over that span.

►Green Bay has yielded 306.3 yards per game in the last three weeks, **No. 7 in the league**.

►The Packers rank **No. 9 in the NFL** in rushing yards per game (80.0) since Week 10.

►In Week 10, the Packers held the Lions to 45 yards on 26 carries (1.7 avg.), the fewest rushing yards the Packers have allowed to an opponent on 25-plus attempts since the Miami Dolphins rushed for 37 yards on 25 carries (1.5 avg.) on Sept. 22, 1991.

►In Week 11, five players combined for six sacks against the Vikings to give Green Bay the third six-plus sack game of the season which tied a single-season franchise record (1966, 1978, 1991).



## PACKERS AT LIONS - WEEK 13

### AT THE HELM

Having led Green Bay to the playoffs in seven of his first nine seasons as head coach, **Mike McCarthy** is joined by Vince Lombardi and Mike Holmgren as the only coaches to guide the Packers to a Super Bowl win with a victory over Pittsburgh in Super Bowl XLV.

► McCarthy guided the Packers to a franchise-record fourth consecutive division title in 2014.

► With a win at Tampa Bay in Week 16 of the 2014 season, McCarthy passed Lombardi for the No. 2 spot in team history as far as overall victories:

Coach	Overall Wins
1. Curly Lambeau, 1921-49	212
<b>2. Mike McCarthy, 2006-15</b>	<b>108</b>
3. Vince Lombardi, 1959-67	98
4. Mike Holmgren, 1992-98	84

► The 108 overall wins are the most in the NFC and the third most in the NFL since 2006 (NE 132 and IND 111). McCarthy reached 100 career wins (including playoffs) in just his 155th game. He was the fastest to reach 100 wins in the NFL since George Seifert in 1996 (132 games).

► McCarthy reached 100 overall wins faster than any active NFL coach:

Coach	Games Needed For 100 Overall Wins
<b>1. Mike McCarthy, GB</b>	<b>155</b>
2. Andy Reid, PHI/KC	165
3. Bill Belichick, CLE/NE	172

► McCarthy recorded his third regular season with 12-plus wins in 2014 (2007, 2011), passing Curly Lambeau (1929, 1931), Lombardi (1962, 1966), Holmgren (1996-97) and Mike Sherman (2001-02) for the most by a coach in franchise history.

► McCarthy has guided the Packers to five seasons with 11-plus wins (2007, 2009, 2011-12, 2014), passing Lombardi (1961-63, 1966) and Holmgren (1995-98) for the **most by a coach in franchise history**.

► McCarthy's six regular seasons with 10-plus wins are tied with Lambeau for the team record.

► In Week 12 of the 2014 season, McCarthy registered his 90th career regular-season win, passing Lombardi (89) for the second most in franchise history (Lambeau, 209).

► McCarthy joined Pittsburgh's Bill Cowher (2005) as the only Super Bowl-winning coaches to lead their respective teams to three road wins as the No. 6 seed in the postseason en route to a world title.

► Including playoffs, McCarthy has a 108-59-1 record since taking over as head coach in 2006, a .646 winning percentage that ranks **No. 2 among current NFL head coaches** (minimum 60 games):

Coach	Winning Pct.
1. Bill Belichick, CLE/NE	.669 (241-119)
<b>2. Mike McCarthy, GB</b>	<b>.646 (108-59-1)</b>
3. Mike Tomlin, PIT	.628 (93-55)

► McCarthy coached in his 134th game in Week 13 at Detroit in 2013 (including playoffs), moving him past Bart Starr for No. 2 in team history:

Coach	Overall Games
1. Curly Lambeau, 1921-49	339
<b>2. Mike McCarthy, 2006-14</b>	<b>168</b>
3. Bart Starr, 1975-83	133

► In the Week 6 victory over the San Diego Chargers, McCarthy earned the 100th regular-season win of his career in just his 150th game, making him the seventh-fastest coach in NFL history and the fastest current NFL coach to reach the 100-win plateau:

Coach (Current)	Games Needed For 100 Regular-Season Wins
<b>1. Mike McCarthy, GB</b>	<b>150</b>
2. Andy Reid, PHI/KC	164
3. Bill Belichick, CLE/NE	177
4. John Fox, CAR/DEN	182
5. Tom Coughlin, JAX/NYG	186

► Since McCarthy took over in 2006, the Packers rank **No. 3 in the NFL** in regular-season winning percentage:

Team	Winning Pct.
1. New England	.787 (122-33)
2. Indianapolis	.658 (102-53)
<b>3. Green Bay</b>	<b>.655 (101-53-1)</b>

### WINNING WAYS

With a win in Week 15 at Chicago in 2012, Green Bay posted its fourth straight 10-win season, tying a franchise record that was done three other times in club annals (1929-32, 1995-98, 2001-04).

► A victory vs. Tennessee in Week 16 brought the Packers' win total to 47 from 2009-12, which ranks second in franchise history for a four-year period:

Seasons	Regular-Season Wins
1. 1995-98	48
<b>2. 2009-12</b>	<b>47</b>
3. 1994-97	46

► Green Bay's five 10-win regular seasons since 2009 are tied for No. 2 (Indianapolis) in the NFL behind New England's seven.

► A look at the top regular-season win totals in the league since 2009:

Team	Regular-Season Wins (Since 2009)
1. New England	83
<b>2. Green Bay</b>	<b>74</b>
3. Denver	67
4t. New Orleans	66
4t. Pittsburgh	66

► The Packers were the only NFC team and one of two teams in the league (New England) to make the playoffs each of the past six seasons (2009-14).

► Including playoffs, the Packers have won 80 games since 2009, which ranks **No. 2 in the league** over that span:

Team	Total Wins (Since 2009)
1. New England	90
<b>2. Green Bay</b>	<b>80</b>
3. Baltimore	72
4. New Orleans	71





**PACKERS AT LIONS - WEEK 13**

**NOT IN A GIVING MOOD**

The Packers have turned the ball over just eight times this season, tied for the fewest turnovers in the first 11 games of a season for Green Bay since 1940:

<u>Season</u>	<u>Turnovers In First 10 Games (Since 1940)</u>
<b>1t. 2015</b>	<b>8</b>
1t. 2014	8
3t. 2009	10
3t. 2011	10
5. 2012	11

► Green Bay is **tied for No. 1 in turnovers in the NFL** this season (Kansas City). A look at Green Bay's giveaway totals each season since 2006 and where that ranked in the NFL:

<u>Season</u>	<u>Giveaways/Ranking</u>
2006	33 (26th)
2007	24 (t-7th)
2008	21 (t-8th)
2009	16 (1st)
2010	22 (10th)
2011	14 (2nd)
2012	16 (t-2nd)
2013	25 (t-15th)
2014	13 (t-1st)
<b>2015</b>	<b>8 (t-1st)</b>

► Green Bay's 114 turnovers since 2009 are **No. 2 in the NFL**:

<u>Team</u>	<u>Total Giveaways Since 2009</u>
1. New England	107
<b>2. Green Bay</b>	<b>114</b>
3. San Francisco	124

► The Packers have not turned the ball over in seven games this season, **tied for No. 1 in the NFL**:

<u>Team</u>	<u>Zero-Turnover Games (2015)</u>
<b>1. Green Bay</b>	<b>7</b>
2. Kansas City	7
3t. New England	5
3t. San Francisco	5

► Green Bay's seven zero-turnover games this season are tied for No. 2 in franchise history (since 1933), matching the mark posted in 2014 and trailing only the total in 2009 (eight).

<u>Year</u>	<u>Zero-Turnover Games</u>
1. 2009	8
<b>2t. 2015</b>	<b>7</b>
2t. 2014	7

► Green Bay did not turn the ball over in seven games last season, **tied for No. 2 in the NFL** (New England-eight, Seattle-seven). For the first time in team history (since 1933), the Packers did not turn the ball over in four straight games in a single season (Weeks 11-14, 2014).

► In 2014, the Packers recorded the fewest total giveaways in a single regular season in team history. The four best giveaway seasons in franchise history have come under Head Coach **Mike McCarthy's** direction:

<u>Season</u>	<u>Total Giveaways</u>
<b>1. 2014</b>	<b>13</b>
<b>2. 2011</b>	<b>14</b>
<b>3t. 2009, 2012</b>	<b>16</b>

► Green Bay has registered 40 zero-turnover games since 2009, which is **No. 2 in the NFL** over that span:

<u>Team</u>	<u>Zero-Turnover Games Since 2009</u>
1. New England	43
<b>2. Green Bay</b>	<b>40</b>
3. San Francisco	39
4. Kansas City	36

► Green Bay is 74-21-1 (.776) in the regular season under McCarthy when it doesn't have a giveaway or turns it over just once. A look at the Packers' record by the number of giveaways they have in a game since 2006:

<u>Giveaways In Game</u>	<u>GB Record Since 2006</u>
None	42-7-1 (.850)
One	32-14 (.696)
Two	21-18 (.538)
Three-plus	6-14 (.300)

**PROLIFIC PACKERS**

Dating back to 2010, Green Bay has been one of the most productive offenses in the NFL.

► A glance at where the Packers rank in several offensive categories **since 2010**:

<u>Team</u>	<u>Points Per Game</u>
1. New England	31.3
<b>2. Green Bay</b>	<b>28.0</b>
3. Denver	27.2

<u>Team</u>	<u>30-Point Games</u>
1. New England	54
<b>2t. Green Bay</b>	<b>39</b>
2t. Denver	39

<u>Team</u>	<u>40-Point Games</u>
1. New England	19
<b>2. Green Bay</b>	<b>15</b>
3t. Denver	11
3t. New Orleans	11

► A look at Green Bay's regular-season record **since 2006** by point total:

<u>Points Scored</u>	<u>GB Record Since 2006</u>
30-plus	59-5 (.922)
21-29	31-18-1 (.630)
11-20	8-18 (.308)
10 or less	3-11 (.214)



## PACKERS AT LIONS - WEEK 13

### DIFFERENTIAL MAKES A DIFFERENCE

Green Bay finished in the top 10 in the league in turnover differential in six consecutive seasons (2007-12), the only team in the NFL to accomplish that feat over that span.

► Green Bay is **tied for No. 4 in the NFL** this season in turnover differential:

Team	Turnover Margin (2015)
1. Carolina	plus-16
2. Kansas City	plus-12
3. New York Giants	plus-10
<b>4t. Green Bay</b>	<b>plus-6</b>
4t. Cincinnati	plus-6
4t. New England	plus-6
7. Seattle	plus-5

► Since the start of the 2014 regular season, the Packers have a plus-20 turnover differential, the **best in the NFL**:

Team	Turnover Margin
<b>1. Green Bay</b>	<b>plus-20</b>
2. Carolina	plus-19
3. New England	plus-18
4. Seattle	plus-15
5. Houston	plus-12
7t. Arizona	plus-10
7t. Buffalo	plus-10

► A look at where Green Bay ranks in the category since 2009:

Team	Turnover Margin (Since 2009)
1. New England	plus-103
<b>2. Green Bay</b>	<b>plus-82</b>
3. San Francisco	plus-61

► Green Bay has won or come out even in the turnover battle in 61 of its last 76 regular-season games.

► During the **Mike McCarthy** era (2006-present) the Packers rank **No. 2 in the NFL** in turnover margin:

Team	Turnover Margin
1. New England	plus-128
<b>2. Green Bay</b>	<b>plus-93</b>
3. Atlanta	plus-40
4. Seattle	plus-34
5. Carolina	plus-32
6. Chicago	plus-31

► Green Bay ranked **No. 2 in the league** in 2011 with a plus-24 turnover differential, trailing only San Francisco (plus-28). That mark was tied for No. 2 in franchise history. Two of the top five ratios have come under McCarthy:

Season	Turnover Margin
1. 1943	plus-26
2t. 1941	plus-24
2t. 1965	plus-24
<b>2t. 2009</b>	<b>plus-24</b>
<b>2t. 2011</b>	<b>plus-24</b>

► During McCarthy's tenure, the Packers have a 73-10-1 (.875) regular-season record when they come out ahead in the game in turnover ratio:

Turnover Margin	GB Record Since 2006
minus-3 or worse	0-2 (.000)
minus-2	2-12 (.143)
minus-1	8-17 (.320)
even	18-12 (.600)
plus-1	37-6-1 (.852)
plus-2	17-2 (.895)
plus-3 or better	19-2 (.905)

### BREAKING DOWN THE 53

The Packers' 53-man roster is composed of 26 offensive players, 24 defensive players and three specialists.

► According to the Elias Sports Bureau, Green Bay was joined by Tampa Bay and Jacksonville as the only teams in the NFL to have at least two rookie free agents make the opening-day roster each of the last six seasons (2010-15).

► Green Bay's average age on the opening-day roster was 25.23, making it the second-youngest team in the NFL (St. Louis, 24.96).

► Of the 53 players on Green Bay's roster, 35 of them (66.0 percent) were draft picks of the Packers. Dating back to 2009, Green Bay has selected eight players in the first round, seven of which are still on the team.

► Green Bay has 16 players on the roster that began their careers as non-drafted free agents, with 10 of those originally signed by Green Bay.

► Over 40 percent of the players (22 of 53, 41.5 percent) on Green Bay's roster entered the league as a sixth-round or seventh-round pick or as a non-drafted player.

► The Packers have six players on the roster that played in the NFL prior to the 2009 season. Four of those players were draft picks of the Packers (QB **Aaron Rodgers**, WR **James Jones**, K **Mason Crosby** and G **Josh Sitton**) and four have made at least one Pro Bowl (FB **John Kuhn**, Rodgers, LB **Julius Peppers** and Sitton).

► Of the 53 players on the roster, 45 began their pro careers with the Packers (84.9 percent).

► Only 20 of the 53 players on the roster (37.7 percent) were selected in the first three rounds of the draft, with 19 being drafted by the Packers.

► Of the 53 players on the roster, 43 of them (81.1 percent) are 28 years old or younger (as of Dec. 3) and 24 players (45.3 percent) are 24 years old or younger.

### GREEN BAY'S ROSTER ...

#### BY AGE (as of Dec. 3)

21-24	24 players
25-28	19 players
29-32	8 players
33-plus	2 players

#### BY EXPERIENCE

R-1	12 players
2-3	17 players
4-5	7 players
6-9	14 players
10-plus	3 players

#### BY DRAFT ROUND

1st	9 players
2nd/3rd	10 players
4th/5th	11 players
6th/7th	7 players
Undrafted	16 players





**PACKERS AT LIONS - WEEK 13**

**TAKE IT AWAY NOW**

A key component to a good defense is forcing turnovers. It has been a focal point of the Packers' defense for years and it has continued this season.

- ▶ Green Bay has 14 takeaways this season, recording one or more in 10 of 11 games.
- ▶ The Packers are one of six teams to register one or more takeaways in 10 games this season (Carolina, Cincinnati, New England, St. Louis, Tampa Bay).
- ▶ Including playoffs, the Packers have recorded one or more takeaways in 34 of the last 36 games.
- ▶ Dating back to 2014, the Packers are **tied for No. 6 in the NFL** in takeaways during the regular and postseason:

Team	Takeaways (Since 2014)
1. Carolina	57
2t. Arizona	49
2t. New York Giants	49
2t. Philadelphia	49
5. Houston	48
<b>6t. Green Bay</b>	<b>47</b>
6t. Buffalo	47
6t. Denver	47
6t. Seattle	47

- ▶ Under the guidance of defensive coordinator Dom Capers, the Packers have forced 196 turnovers during the regular season, **No. 5 in the NFL since 2009**:

Team	Takeaways (Since 2009)
1. New England	210
2. New York Giants	207
3. Chicago	203
4. Carolina	197
<b>5. Green Bay</b>	<b>196</b>

- ▶ Green Bay recorded four interceptions in a Week 5 victory over the St. Louis Rams, the Packers' first four-interception game since Sept. 13, 2012, vs. Chicago.
- ▶ The Packers have 11 interceptions this season, **tied for No. 9 in the NFL**.
- ▶ In Week 5, CB **Quinten Rollins** became the first Packers rookie to score on an interception since S Marques Anderson in 2002 (vs. Det, Nov. 10). Green Bay **tied for No. 3 in the league** with three interceptions returned for touchdowns last season.
- ▶ The Packers have a **65-16 record** (.809) when they record **at least two takeaways** in a game under Head Coach **Mike McCarthy**. A look at the Packers' record by the number of takeaways since 2006:

Takeaways In Game	GB Record Since 2006
None	4-16 (.200)
One	32-21-1 (.602)
Two	29-9 (.763)
Three-plus	36-7 (.837)

**TAKING CARE OF THE BALL**

Since taking over as the starter in 2008, QB **Aaron Rodgers** has been one of the best in the league when it comes to limiting interceptions. He has only thrown four so far this season (**tied for No. 3 in the NFL**, min. 150 att.) and **ranked No. 1 in the NFL** during the 2014 regular season with five interceptions, the third fewest in a single regular season (min. 250 att.) in Packers history.

- ▶ Rodgers finished the 2014 regular season with the fewest interceptions of his career since taking over as the starter in 2008:

Year	Interceptions	GP
1. 2014	5	16
2t. 2011	6	15
2t. 2013	6	9

- ▶ Rodgers set NFL records with 494 pass attempts and 44 touchdown passes (586 and 49 including playoffs) at home without an interception. The streak lasted from Dec. 2, 2012, to Oct. 11, 2015.
- ▶ Rodgers posted seven consecutive zero-interception games during the 2014 regular season (Weeks 2-7), passing Bart Starr's franchise record of six (min. 15 attempts a game) set in 1964.
- ▶ Rodgers joined Patriots QB Tom Brady (2007) as the only players in NFL history to register four straight three-touchdown/zero-interception games in a single season (Weeks 4-7, 2014). His eight overall last season also tied Brady (2007) for the most during a single regular season.
- ▶ Rodgers' career INT percentage of 1.6 (60 INTs on 3,822 attempts) ranks **No. 1 in NFL history** (min. 1,500 attempts):

Quarterback	Career INT Pct.
<b>1. Aaron Rodgers, GB</b>	<b>1.6</b>
2. Tom Brady, NE	1.9

- ▶ Rodgers also ranks **No. 1 in league annals** in career TD/INT ratio:

Quarterback	TD/INT Ratio
<b>1. Aaron Rodgers, GB</b>	<b>4.10 (250/61)</b>
2. Tom Brady, NE	2.86 (420/147)
3. Russell Wilson, SEA	2.73 (90/33)

- ▶ Rodgers holds three of the four lowest interception-percentage marks (min. 200 attempts) in a season in team history:

Quarterback	Season INT Pct.
<b>1. Aaron Rodgers, 2014</b>	<b>0.96 (5 INTs, 520 att.)</b>
<b>2t. Aaron Rodgers, 2011</b>	<b>1.20 (6 INTs, 502 att.)</b>
2t. Bart Starr, 1966	1.20 (3 INTs, 251 att.)
<b>4. Aaron Rodgers, 2009</b>	<b>1.29 (7 INTs, 541 att.)</b>

- ▶ Rodgers leads the NFL with 68 zero-INT games (min. 15 att.) since 2008:

Quarterback	Zero-INT Games
<b>1. Aaron Rodgers, GB</b>	<b>68</b>
2. Tom Brady, NE	61

- ▶ In Week 5, Rodgers finished a streak of 197 consecutive passes without an interception, the **fourth-longest streak** in franchise history:

Quarterback	Cons. Att. W/O An INT
1. Bart Starr, 1964-65	294
<b>2. Aaron Rodgers, 2014</b>	<b>212</b>
<b>3. Aaron Rodgers, 2014</b>	<b>202</b>
<b>4. Aaron Rodgers, 2014-15</b>	<b>197</b>



## PACKERS AT LIONS - WEEK 13

### AMONG THE LEADERS

After an MVP season in 2014, QB **Aaron Rodgers** has performed well this season.

- ▶ Rodgers is No. 2 in the NFL with six games this season with two-plus touchdown passes and zero INTs (New England QB Tom Brady, seven).
- ▶ He recorded 11 touchdown passes and zero interceptions through the first four contests this season to become just the third QB in NFL history to throw 11-plus touchdown passes with zero interceptions in the first four games of a season (Peyton Manning, 16/0 in 2013; Don Meredith, 14/0 in 1966).
- ▶ His 13 games (min. 15 attempts) without an interception in 2014 were the third most in a regular season in NFL history. He has seven this season.
- ▶ Rodgers ranks **No. 8 in the NFL** in passer rating (97.4) this season.
- ▶ Below is where Rodgers ranks among the league leaders in several categories so far in 2015:

<u>Quarterback</u>	<u>Passing TDs (2015)</u>
1. Carson Palmer, ARI	28
2. Tom Brady, NE	27
<b>3t. Aaron Rodgers, GB</b>	<b>24</b>
3t. Derek Carr, OAK	24
5t. Three players	23

<u>Quarterback</u>	<u>TD/INT Ratio (2015)</u>
1. Tom Brady, NE	7.0
<b>2. Aaron Rodgers, GB</b>	<b>6.0</b>
3t. Derek Carr, OAK	4.0
3t. Alex Smith, KC	4.0
5. Andy Dalton, CIN	3.8

<u>Quarterback</u>	<u>TD Percentage (2015)</u>
1. Carson Palmer, ARI	7.14
2. Andy Dalton, CIN	6.35
3. Derek Carr, OAK	6.34
4. Tom Brady, NE	6.21
<b>5. Aaron Rodgers, GB</b>	<b>6.15</b>

<u>Quarterback</u>	<u>INT Percentage (2015)</u>
1. Alex Smith, KC	0.8
2. Tom Brady, NE	0.9
<b>3. Aaron Rodgers, GB</b>	<b>1.0</b>
4. Josh McCown, CLE	1.6

<u>Quarterback</u>	<u>25-Plus-Yard Passes (2015)</u>
<b>1. Aaron Rodgers, GB</b>	<b>29</b>
2t. Tom Brady, NE	27
2t. Andy Dalton, CIN	27
2t. Alex Smith, KC	27
5. Blake Bortles, JAX	26
6t. Derek Carr, OAK	25
6t. Carson Palmer, ARI	25
8. Drew Brees, NO	24

- ▶ Rodgers has recorded two games with four or more passing touchdowns this season, **tied for No. 2 in the NFL**:

<u>Player</u>	<u>Games With Four-Plus TD Passes (2015)</u>
1. Carson Palmer, ARI	3
<b>2t. Aaron Rodgers, GB</b>	<b>2</b>
2t. Tom Brady, NE	2
2t. Derek Carr, OAK	2
2t. Marcus Mariota, TEN	2
2t. Matthew Stafford, DET	2

- ▶ Rodgers owns three of the top four single-season totals in touchdown passes in franchise history:

<u>Player</u>	<u>TD Passes</u>
<b>1. Aaron Rodgers, 2011</b>	<b>45</b>
<b>2t. Aaron Rodgers, 2012</b>	<b>39</b>
2t. Brett Favre, 1996	39
<b>4t. Aaron Rodgers, 2014</b>	<b>38</b>
4t. Brett Favre, 1995	38

- ▶ A look at where Rodgers ranks in several categories **since 2011** (min. 500 attempts):

<u>Quarterback</u>	<u>Passer Rating (Since 2011)</u>
<b>1. Aaron Rodgers, GB</b>	<b>110.0</b>
2. Peyton Manning, IND/DEN	101.8
3. Drew Brees, NO	101.4

<u>Quarterback</u>	<u>TD Passes (Since 2011)</u>
1. Drew Brees, NO	181
<b>2. Aaron Rodgers, GB</b>	<b>163</b>
3. Tom Brady, NE	159
4. Peyton Manning, IND/DEN	140

<u>Quarterback</u>	<u>Yards/Attempt (Since 2011)</u>
<b>1. Aaron Rodgers, GB</b>	<b>8.22</b>
2. Russell Wilson, SEA	8.04
3. Peyton Manning, IND/DEN	7.89

<u>Quarterback</u>	<u>Completion Pct. (Since 2011)</u>
1. Drew Brees, NO	68.0
2. Peyton Manning, IND/DEN	66.5
3. Tony Romo, DAL	66.3
4. Philip Rivers, SD	66.2
5. Matt Ryan, ATL	66.0
<b>6. Aaron Rodgers, GB</b>	<b>65.8</b>

<u>Quarterback</u>	<u>TD/INT Ratio (Since 2011)</u>
<b>1. Aaron Rodgers, GB</b>	<b>5.62 (163/29)</b>
2. Tom Brady, NE	3.61 (159/44)
3. Alex Smith, KC	3.19 (83/26)

<u>Quarterback</u>	<u>Yards/Completion (Since 2011)</u>
1. Cam Newton, CAR	12.66
2. Brian Hoyer, NE/ARI/CLE/HOU	12.61
3. Russell Wilson, SEA	12.50
<b>4. Aaron Rodgers, GB</b>	<b>12.49</b>





## PACKERS AT LIONS - WEEK 13

### A RATINGS SUCCESS

Since taking over as the starter in 2008, **QB Aaron Rodgers** is **No. 1 in the NFL** in 100-plus passer rating games (min. 15 attempts) over that span:

Quarterback	100-Rating Games (Since '08)
<b>1. Aaron Rodgers, GB</b>	<b>66</b>
2. Drew Brees, NO	63
3. Philip Rivers, SD	58

► A look at where Rodgers ranks in the NFL **since 2011** (min. 15 att.):

Quarterback	100-Rating Games
<b>1. Aaron Rodgers, GB</b>	<b>41</b>
2. Drew Brees, NO	39
3. Tom Brady, NE	37

► Rodgers is **No. 1 in the NFL** since the start of the 2014 regular season (min. 15 att.) with seven games with a passer rating over 130.0:

Quarterback	130-Rating Games (Since 2014)
<b>1. Aaron Rodgers, GB</b>	<b>7</b>
2. Tony Romo, DAL	6

► Since 2011, Rodgers **leads the NFL** in games with a passer rating of at least 130.0 (min. 15 att.):

Quarterback	130-Rating Games (Since 2011)
<b>1. Aaron Rodgers, GB</b>	<b>18</b>
2. Drew Brees, NO	13
3. Tony Romo, DAL	12
4. Peyton Manning, DEN	11

► Rodgers and Pittsburgh QB Ben Roethlisberger are the only quarterbacks in the NFL to have two 150-plus rating games since the start of the 2014 regular season.

### PUTTING UP THE POINTS

Dating back to 2014, QB **Aaron Rodgers** ranks **No. 1 in the league** in the regular season in touchdown passes (62) and **No. 2 in the NFL** in touchdown percentage (6.8).

► Rodgers has recorded at least three touchdown passes in 11 games since the start of last season, **tied for No. 1 in the NFL**:

Player	Games With 3+ Passing TDs (Since 2014)
<b>1t. Aaron Rodgers, GB</b>	<b>11</b>
1t. Philip Rivers, SD	11
3t. Tom Brady, NE	9
3t. Peyton Manning, DEN	9
3t. Andrew Luck, IND	9

► Since becoming the starter in 2008, he has 46 games with at least three touchdown passes during the regular season, **No. 2 in the league** over that span:

Player	Games With 3+ Passing TDs (Since 2008)
1. Drew Brees, NO	50
<b>2. Aaron Rodgers, GB</b>	<b>46</b>

### TAKING HIS PLACE AMONG THE GAME'S BEST

Rodgers surpassed the 1,500-attempt plateau for his career in 2010, the benchmark to qualify for passer rating in the NFL record book.

► Rodgers ranks **No. 1 in NFL history** in career passer rating:

Quarterback	Career Passer Rating
<b>1. Aaron Rodgers, GB</b>	<b>105.1</b>
2. Russell Wilson, SEA	99.5
3. Tony Romo, DAL	97.1
4. Steve Young, TB/SF	96.8
5. Tom Brady, NE	96.5

► In 114 career regular-season starts, Rodgers has eclipsed the century mark in passer rating 66 times and recorded 43 games of 300-plus yards.

► Rodgers went over the 30,000-yard passing mark for his career in Week 6 vs. San Diego. He reached the mark on his 3,652nd attempt, the fewest attempts needed in NFL history, as he bested the previous record held by QB Johnny Unitas (3,695 attempts).

► Rodgers reached the mark in his 116th career game, the fourth fewest in NFL history.

► Rodgers reached 250 touchdown passes in Week 12. He did in his 121st career game, surpassing MIA QB Dan Marino (128) for the NFL record.

► Where Rodgers ranks among active NFL quarterbacks **since he took over as the starter in 2008** (min. 1,000 attempts):

Quarterback	Passing Yards (Since 2008)
1. Drew Brees, NO	38,044
2. Philip Rivers, SD	33,478
3. Eli Manning, NYG	31,391
4. Matt Ryan, ATL	31,378
<b>5. Aaron Rodgers, GB</b>	<b>30,933</b>
6. Tom Brady, NE	30,488

Quarterback	Passing TDs (Since 2008)
1. Drew Brees, NO	282
<b>2. Aaron Rodgers, GB</b>	<b>249</b>
3. Peyton Manning, IND/DEN	233

Quarterback	Passer Rating (Since 2008)
<b>1. Aaron Rodgers, GB</b>	<b>105.6</b>
2. Drew Brees, NO	100.2
3. Tom Brady, NE	99.8

Quarterback	Yards/Attempt (Since 2008)
<b>1. Aaron Rodgers, GB</b>	<b>8.13</b>
2. Russell Wilson, SEA	8.04
3. Philip Rivers, SD	7.99

Quarterback	INT Percentage (Since 2008)
1. Tom Brady, NE	1.5
<b>2. Aaron Rodgers, GB</b>	<b>1.6</b>
3. Alex Smith, SF/KC	1.8

Quarterback	25-Yard Passes (Since 2008)
1. Drew Brees, NO	287
<b>2. Aaron Rodgers, GB</b>	<b>274</b>
3. Philip Rivers, SD	252

Quarterback	Rushing Yards (Since 2008)
1. Cam Newton, CAR	2,998
2. Russell Wilson, SEA	2,276
3. Michael Vick, PHI/NYJ	2,250
<b>4. Aaron Rodgers, GB</b>	<b>2,044</b>



## PACKERS AT LIONS - WEEK 13

### GROUP EFFORT

The Green Bay Packers are using many players from numerous positions in the passing game this season.

- ▶ Green Bay is the **only team in the NFL** to have three players with five or more receiving touchdowns this season:

Player	Receiving TDs (2015)
WR James Jones	7
WR Randall Cobb	6
TE Richard Rodgers	5

- ▶ Dating back to 1990, this is only the fourth time (2013, 2010, 1995) the Packers have had five players with 290-plus receiving yards each through the first 11 games of a season:

Player	Receiving Yards (2015)
WR Randall Cobb	627
WR James Jones	592
WR Davante Adams	322
TE Richard Rodgers	293
RB James Starks	292

- ▶ Green Bay had five receivers with 50-plus yards against the Lions in Week 10, the first time doing so since the 2011 finale vs. Detroit. It was also the first time with QB **Aaron Rodgers** as the starter.
- ▶ Cobb set a single-game career high with three touchdown receptions in Week 3 vs. KC. It was the most by a Packers receiver since Jones caught three at Chicago on Dec. 16, 2012.
- ▶ Jones is tied for **No. 8 in the NFL** this season in receiving touchdowns, while Cobb is **tied for No. 13**.
- ▶ Jones is **tied for No. 1 in the NFL** with four touchdown receptions of 25-plus yards this season:

Player	25-Plus Yard TD Receptions
<b>1t. James Jones, GB</b>	<b>4</b>
1t. Odell Beckham Jr., NYG	4
1t. Michael Crabtree, OAK	4
4t. Doug Baldwin, SEA	3
4t. Travis Benjamin, CLE	3
4t. Amari Cooper, OAK	3
4t. Brandin Cooks, NO	3
4t. Michael Floyd, ARI	3
4t. Rob Gronkowski, NE	3
4t. Allen Hurns, JAX	3

- ▶ Since Week 15 of the 2014 regular season, Jones has recorded nine touchdown receptions, **tied for No. 4 in the NFL**, and Cobb has recorded eight, **tied for No. 8 in the NFL**, over that time span:

Player	Rec. TDs (Since Week 15, 2014)
1. Odell Beckham Jr., NYG	15
2. Tyler Eifert, CIN	12
3. Rob Gronkowski, NE	11
<b>4t. James Jones, OAK/GB, three others 9</b>	
<b>8t. Randall Cobb, GB, four others 8</b>	

- ▶ Dating back to 1960, Cobb and Jones joined Carroll Dale (1968), Keith Jackson (1996), James Lofton (1983) and Ed West (1989) as the only Packers to record four receiving touchdowns in the team's first three games of a season.
- ▶ For the fourth time in his career (2011, twice in 2012) Jones recorded a touchdown reception in three consecutive games (Weeks 1-3).
- ▶ TE **Richard Rodgers** recorded a career-best two touchdown receptions against the Carolina Panthers in Week 9, the most by a Green Bay tight end since Jermichael Finley recorded three on Sept. 25, 2011, at Chicago.
- ▶ It marked just the eighth time since 2000 that a Packers tight end registered multiple touchdown receptions in a regular-season game.
- ▶ Rodgers ranks **No. 6 among NFL tight ends** in touchdown receptions this season:

Player	Receiving TDs
1. Tyler Eifert, CIN	12
2. Rob Gronkowski, NE	9
3. Gary Barnidge, CLE	7
4t. Greg Olsen, CAR	6
4t. Jordan Reed, WAS	6
<b>6. Richard Rodgers, GB</b>	<b>5</b>

- ▶ Dating back to 1978, Rodgers' five touchdown receptions this season are tied for the **sixth most among Packers tight ends** in the first 11 games of a season:

Player	Receiving TDs
1. Paul Coffman, 1984	8
2t. Tyrone Davis, 1998	7
2t. Bubba Franks, 2001	7
4t. Paul Coffman, 1983	6
4t. Keith Jackson, 1996	6
<b>6t. Richard Rodgers, 2015</b>	<b>5</b>
6t. Mark Chmura, 1995	5
6t. Paul Coffman, 1985	5
6t. Jermichael Finley, 2011	5
6t. Bubba Franks, 2004	5
6t. Bubba Franks, 2002	5

- ▶ Rodgers has seven career receiving touchdowns. According to the Elias Sports Bureau, that is the **second most by a Packers tight end** in the first two seasons of his career, dating back to 1970:

Player	Receiving TDs	GP/GS
1. Bubba Franks, 2000-01	10	32/27
<b>2. Richard Rodgers, 2015</b>	<b>7</b>	<b>27/16</b>
3t. Jermichael Finley, 2008-09	6	27/11
3t. Rich McGeorge, 1970-71	6	28/14
5. Ed West, 1984-85	5	32/0

- ▶ TE **Justin Perillo** registered a career-high five catches for a career-best 58 yards (11.6 avg.) in Week 10 against Detroit, including the first TD grab of his career.





**PACKERS AT LIONS - WEEK 13**

**THE GROUND GAME**

The combination of RBs **Eddie Lacy** and **James Starks** has led to some success on the ground this season.

- ▶ Green Bay has rushed for 120-plus yards in seven games this season, one behind the most in the NFL (Carolina).
- ▶ The Packers have recorded 1,273 rushing yards this season, the sixth most they have posted in the first 11 games dating back to 1990:

<u>Year</u>	<u>Rushing Yards in First 11 Games (Since 1990)</u>
1. 2003	1,908
2. 2013	1,539
3. 2004	1,486
4. 2009	1,311
5. 2002	1,291
<b>6. 2015</b>	<b>1,273</b>
7. 1996	1,207
8. 2008	1,192

- ▶ Green Bay is averaging 4.42 yards per carry this season, ranking fourth among Packers' teams through the first 11 games of the season since 1990:

<u>Year</u>	<u>Yards Per Carry in First 10 Games (Since 1990)</u>
1. 2003	5.37
2t. 2013	4.81
2t. 2004	4.81
<b>4. 2015</b>	<b>4.42</b>
5. 2009	4.33
6. 2002	4.29

- ▶ The Packers have recorded 25-plus carries and 100-plus yards 17 times in the last 23 regular-season games (Weeks 5-8, 10-17 of 2014 and Weeks 1-4, 11-12 of 2015), averaging at least 4 yards a carry 13 times during that span.
- ▶ Dating back to the 2013 regular season, Green Bay is 19-3 in the last 22 games it ran the ball at least 25 times, including 16-2 since the start of the 2014 regular season. The Packers are 79-16-1 under Head Coach **Mike McCarthy** when running the ball 25-plus times.
- ▶ In Weeks 11-12, RB **Eddie Lacy** recorded back-to-back 100-yard rushing games for the first time in his career (100 and 105 yards).
- ▶ Lacy's 205 rushing yards over the last two weeks are the fourth most in the NFL in Weeks 11-12.
- ▶ RB **James Starks** has put together two of the finest rushing games of his career this season. In Week 2, he carried the ball 20 times for 95 yards (4.8 avg.), and in Week 6, he racked up 112 yards on just 10 carries (11.2 avg.), becoming the first Packers player to rush for 100-plus yards on 10 or fewer carries since RB Brandon Jackson at Washington on Oct. 10, 2010 (115 yards on 10 carries).
- ▶ Below are the the top five rushing performances of Starks' career (including playoffs):

<u>Game</u>	<u>Rushing Yards (Avg.)</u>
1. 2013, Wk 2 vs. WAS	132 (6.6)
2. 2011, Wild Card at PHI	123 (5.3)
<b>3. 2015, Wk 6 vs. SD</b>	<b>112 (11.2)</b>
<b>4. 2015, Wk 2 vs. SEA</b>	<b>95 (4.8)</b>
5. 2013, Wk 17 at CHI	88 (8.0)

- ▶ Starks' average of 11.2 yards per carry against San Diego is the second highest in a game by an NFL back this season (min. 10 att.).

<u>Player</u>	<u>Yards Per Carry</u>
1. Lamar Miller, MIA vs. HOU	12.5 (175 on 14 car.)
<b>2. James Starks, GB vs. SD</b>	<b>11.2 (112 on 10 car.)</b>
3. Mark Ingram, NO at IND	10.2 (143 on 14 car.)

- ▶ In Week 6, Starks registered the longest run of his career, a 65-yard touchdown that was also the longest by a Green Bay player since RB DeShawn Wynn's 73-yard touchdown vs. Detroit on Dec. 28, 2008. Starks also recorded a 5-yard touchdown reception against San Diego, giving him the first two touchdown game of his career and becoming the first Packer to post a 50-yard touchdown run and a touchdown reception in the first quarter of a game since RB Dorsey Levens did so at Indianapolis on Nov. 16, 1997.
- ▶ Starks has set new career bests in receptions (30), receiving yards (292) and touchdown receptions (two) this season.

**RACKING UP POINTS**

K **Mason Crosby** is moving his way up the record books.

- ▶ Crosby passed Ryan Longwell in Week 2 to become the franchise career points leader:

<u>Player</u>	<u>Career Points</u>
<b>1. Mason Crosby, 2007-15</b>	<b>1,119</b>
2. Ryan Longwell, 1997-2004	1,054
3. Don Hutson, 1935-45	823

- ▶ In Week 6, Crosby (289) eclipsed Longwell (277) for the most field goal attempts in Packers' history.
- ▶ Crosby (1,220) passed Longwell (1,119) for the most points scored in the regular and postseason combined in franchise history.
- ▶ In Week 11, he tied the single-game team record with five field goals and became the first player in NFL history to have five field goals of 40-plus yards in a game. In the same game, Crosby connected on a 52-yard field goal, extending his career franchise record for the most 50-yard FGs to 26.
- ▶ With 1,037 points from 2007-14, Crosby passed NE K Stephen Gostkowski (1,023) for the most points by an NFL player in his first eight regular seasons.
- ▶ Crosby had 134 points during the 2014 regular season, giving him the eighth 100-point season of his career and tying with Ryan Longwell (1997-2004) for the franchise record.
- ▶ Including 2013, Crosby made 19 consecutive field goals in the regular season, until his final kick against the Bears was blocked in Week 4 of 2014. He now owns the two longest consecutive field-goal streaks in franchise history (23 straight from 2010-11).
- ▶ Dating back to the 2013 regular season, Crosby made at least one FG in 17 consecutive regular-season games before not getting an attempt in Week 3 at Detroit last year. It is the longest streak in team history.

<u>Player</u>	<u>Consec. Games/FG</u>
<b>1. Mason Crosby, 2013-14</b>	<b>17</b>
2. Ryan Longwell, 2004-05	15



## PACKERS AT LIONS - WEEK 13

### CLAY FINDS HIS WAY TO THE BALL

LB **Clay Matthews'** impact on opposing offenses continues to be felt beyond sacks due to the multiple positions he plays.

- ▶ Through 11 games this season, Matthews has recorded 4.5 sacks (second on the team), 12 QB hits (tied for No. 1 on the team) and 66 tackles (third on the team). He is also one of three players (Micah Hyde, Sam Shields) on the team to have an interception and fumble recovery.
- ▶ Dating back to 2010, Matthews (2010, 2011, 2014) and teammate LB Julius Peppers (2010, 2013, 2014) are the only players in the NFL to register at least one interception, one forced fumble and five sacks in three separate seasons.
- ▶ Matthews was one of three players in the league with at least one interception, one forced fumble and 10 sacks last season:

Player	Sacks (2014)
1. J.J. Watt, HOU	20.5
<b>2. Clay Matthews, GB</b>	<b>11.0</b>
3. DeMarcus Ware, DEN	10.0

- ▶ Matthews, Peppers and Panthers DE Jared Allen are the only players in the NFL with five-plus interceptions and 45-plus sacks since 2009. Matthews has six interceptions and 65.5 sacks, Peppers has seven interceptions and 61.0 sacks and Allen has five interceptions and 78.5 sacks.
- ▶ Since Week 8 of last season, Matthews is tied for **No. 6 in the NFL** in sacks over that span:

Player	Sacks (Since Week 8 of 2014)
1. J.J. Watt, HOU	29.0
2. Justin Houston, KC	22.5
3. Ezekiel Ansah, DET	15.5
4t. Elvis Dumervil, BAL	14.5
4t. Robert Quinn, STL	14.5
<b>6t. Clay Matthews, GB</b>	<b>14.0</b>
6t. Aaron Donald, STL	14.0
6t. Cameron Wake, MIA	14.0

- ▶ He finished the 2014 regular season second among Packers linebackers with 69 tackles, which tied for the second most (2011) he recorded in his career (83 in 2010). His six passes defended also tied for the second most (2009) he recorded in a single season (nine in 2011). His two forced fumbles in 2014 tied for the third most he has registered in a season.
- ▶ His 65.5 sacks since entering the NFL in 2009 are **No. 7 in the league** over that span.
- ▶ Matthews is **tied for No. 1 in team history** in 10-sack seasons and is **No. 4** in two-sack games:

Player	10-Sack Seasons
<b>1t. Clay Matthews, 2009-10, 2012, 2014</b>	<b>4</b>
1t. Reggie White, 1993, 1995, 1997-98	4
1t. Kabeer Gbaja-Biamila, 2001-04	4

Player	Two-Sack Games
1. Reggie White, 1993-98	16
2. Kabeer Gbaja-Biamila, 2000-08	15
3. Tim Harris, 1986-90	14
<b>4. Clay Matthews, 2009-15</b>	<b>13</b>

- ▶ Matthews ranks **No. 3 in team history** with 65.5 career sacks (games played in parentheses):

Player	Career Sacks
1. Kabeer Gbaja-Biamila, 2000-08	74.5 (124)
2. Reggie White, 1993-98	68.5 (95)
<b>3. Clay Matthews, 2009-15</b>	<b>65.5 (96)</b>

### STILL GOING STRONG

Packers LB **Julius Peppers** continues to show that age is just a number. He has registered a team-high 6.0 sacks this season.

- ▶ Peppers has recorded a half sack or more in six games this season, which is **tied for the seventh most in the NFL**:

Player	Games With Half a Sack or More
1t. Ezekiel Ansah, DET	8
1t. Geno Atkins, CIN	8
1t. J.J. Watt, HOU	8
4t. Everson Griffen, MIN	7
4t. Von Miller, DEN	7
4t. Muhammad Wilkerson, NYJ	7
<b>7t. Julius Peppers, GB</b> , seven others	<b>6</b>

- ▶ Dating back to last season, he has 11 sacks in the last 15 games (including playoffs).
- ▶ Peppers and Houston Texans DE J.J. Watt were the only players in the NFL last season to have at least one sack (seven), a forced fumble (four), a fumble recovery (three), an interception (two) and a defensive touchdown (two).
- ▶ For the fifth time in his career, Peppers recorded a sack, an interception, a forced fumble and a fumble recovery in a season (2004 / 2007 / 2009 / 2013 / 2014). Dating back to 2002 when he entered the league, that is **tied for the second-most seasons in the NFL** to record a stat in all four categories.
- ▶ Peppers is **No. 3 among active players** with 131.5 career sacks during the regular season:

Player	Career Sacks
1. Jared Allen (KC/MIN/CHI/CAR)	136.0
2. DeMarcus Ware (DAL/DEN)	133.5
<b>3. Julius Peppers (CAR/CHI/GB)</b>	<b>131.5</b>
4. Robert Mathis (IND)	115.0

- ▶ In Week 4, Peppers passed Rickey Jackson (NO/SF) for **No. 14 in NFL history** (since 1982) in sacks.
- ▶ In Week 11 against the Eagles (2014), Peppers recorded his 11th career interception, returning it 52 yards for touchdown to become the first player in NFL history with 100 career sacks and four interception returns for touchdowns. He also became the first linebacker in Packers' history to post two interception returns for touchdowns in the same season.
- ▶ He is the **only player in NFL history** to register at least 10 interceptions and 100.0 sacks (since 1982):

Player	Career INTs	Career Sacks
<b>1. Julius Peppers</b>	<b>11</b>	<b>131.5</b>
2. Lawrence Taylor	9	132.5





**PACKERS AT LIONS - WEEK 13**

**CONTINUAL IMPACT**

In his young career, DT **Mike Daniels** has seen his playing time steadily increase as well as his production. After playing in 14 games as a rookie in 2012, he has played in every game since the start of the 2013 season. He led Green Bay's defensive line with 5.5 sacks and was the team leader in quarterback hits (19) and pressures (22) during the 2014 regular season.

- ▶ This season, Daniels leads the Packers' defensive line in tackles (47) and sacks (four). He is third on the team with 11 QB hits.
- ▶ In Week 5 versus St. Louis, he tied for the team lead with a career-best nine tackles (eight solo).
- ▶ Daniels is second on the Packers with 16.0 sacks since the start of the 2013 season (Matthews-23.0). His 16.0 sacks are **tied for No. 7 among NFL defensive tackles** over that span, according to STATS LLC:

Player	Sacks 2013-15
1. Gerald McCoy, TB	25.0
2t. Jurrell Casey, TEN	20.5
2t. Marcell Dareus, BUF	19.5
4. Ndamukong Suh, DET/MIA	18.0
5t. Geno Atkins, CIN	17.0
5t. Kyle Williams, BUF	17.0
<b>7t. Mike Daniels, GB</b>	<b>16.0</b>
7t. Aaron Donald, STL	16.0

**STIFLING SIGNAL-CALLERS**

Since 2009, opposing quarterbacks have completed 2,191 of 3,768 passes (58.1 percent) for 26,677 overall yards and 168 touchdowns with 143 interceptions against the Packers. The 79.1 passer rating registered by opposing signal-callers over that span ranks **No. 1 in the NFL**:

Team	Opp. Passer Rating (Since 2009)
<b>1. Green Bay</b>	<b>79.1</b>
2. Cincinnati	79.2
3. New York Jets	79.4
4. Seattle	79.8

- ▶ Green Bay has held opposing starting quarterbacks to a passer rating of less than 80 in 50 of 107 games since 2009, including 11 of its last 27 games. The Packers have a **46-4 mark (.920)** in those contests.
- ▶ So far this season, the Packers are **No. 7 in the NFL** in opponent passer rating:

Team	Opp. Passer Rating (2015)
1. Carolina	68.7
2. Denver	76.9
3. Arizona	78.5
4. Kansas City	81.2
5. New York Jets	81.6
6. Cincinnati	81.9
<b>7. Green Bay</b>	<b>82.7</b>

▶ A look at the Packers' record by opponent passer rating since 2009:

Passer Rating	GB Record Since 2009
Less than 70	34-3 (.919)
70-79	11-1 (.917)
80-89	16-6 (.727)
90-99	3-7 (.300)
100-plus	10-15-1 (.404)

**DEFENSE SHIELD**

The Packers' secondary is led by veteran cornerback **Sam Shields**, who earned his first trip to the Pro Bowl after a 2014 season that saw him record multiple interceptions for the fifth consecutive season.

- ▶ Shields has registered multiple interceptions in each season from 2010-15.
- ▶ This season, he recorded interceptions in back-to-back games for the first time in his career (Weeks 3-4).
- ▶ Including playoffs, Shields is **tied for No. 2 in the NFL** among active players in interceptions since 2010:

Player	Interceptions (Since 2010)
1. Richard Sherman, SEA	27
<b>2t. Sam Shields, GB</b>	<b>22</b>
2t. Tramon Williams, GB/CLE	22

- ▶ Shields registered an interception during the NFC Championship Game at Seattle last season, giving him a franchise-record five career interceptions in the postseason.

**MAKING AN IMPACT**

**S Ha Ha Clinton-Dix** has been a presence on the Packers' defense since his rookie season.

- ▶ After starting 10 of 16 games and both postseason contests last season, he has started every game this season.
- ▶ Clinton-Dix finished second on the team with 95 tackles (73 solo) in 2014 and currently leads the Packers with 90 tackles (73 solo) this season.
- ▶ The second-year player registered a total of three interceptions last season (including playoffs). He is tied for the team lead with two through 11 games this season.
- ▶ He has registered eight-plus tackles in eight games this season, including setting career highs in both total tackles (12) and solo tackles (11) in the Week 10 game vs. Detroit, in which he also registered an interception.
- ▶ Clinton-Dix has led the Packers in solo tackles a team-high five times this season. No other player on the team has led more than once.

**GOOD FIRST IMPRESSION**

Packers rookie CBs **Damarious Randall** and **Quinten Rollins** have stepped in and contributed in their first NFL season.

- ▶ Both Randall and Rollins are tied with CB **Sam Shields** and **S Ha Ha Clinton-Dix** for the team lead with two interceptions.
- ▶ Randall leads the Packers with 13 passes defended.
- ▶ Rollins is one of six NFL rookies to have an interception and a sack this season.
- ▶ They are **tied for No. 2 among NFL rookies** in interceptions this season:

Player	Interceptions
1. Marcus Peters, KC	4
<b>2t. Damarious Randall, GB</b>	<b>2</b>
<b>2t. Quinten Rollins, GB</b>	<b>2</b>
2t. Kwon Alexander, TB	2
2t. Ronald Darby, BUF	2
2t. Jordan Hicks, PHI	2

## PACKERS AT LIONS - WEEK 13

### ON THE ROAD AGAIN

Green Bay went 7-1 away from Lambeau Field in 2011, with the seven road wins setting a single-season franchise record.

- ▶ The Packers have been able to stay above the .500 mark on the road during Head Coach **Mike McCarthy's** tenure, a notable achievement in the National Football League.
- ▶ Since 2006, McCarthy's first season as the head coach in Green Bay, only 10 of 32 NFL teams have regular-season road records above .500.

Team	W-L Record	Pct.
1. New England	54-23-0	.701
2. Indianapolis	45-32-0	.584
3. Dallas	44-33-0	.571
<b>4. Green Bay</b>	<b>43-34-0</b>	<b>.558</b>
5. Philadelphia	43-34-1	.558
6t. Denver	42-36-0	.538
6t. N.Y. Giants	42-36-0	.538
8. New Orleans	41-37-0	.526
9. Pittsburgh	40-37-0	.519
10. San Diego	39-38-0	.506

### 315 AND COUNTING

Another packed house at Lambeau Field against the Bears in Week 12 brought the stadium's consecutive-sellouts streak to 315 regular-season games (not including replacement games).

- ▶ The league's longest-tenured stadium, Lambeau Field is hosting its 59th season of football in 2015. Including the playoffs, a total of 704,818 fans made their way through the turnstiles for the nine games last season. For the victory over Dallas in the Divisional round, Packers fans set a new Lambeau Field paid attendance record (79,704).
- ▶ Across American professional sports, only Boston's Fenway Park (1912) and Chicago's Wrigley Field (1914) have longer tenures.

### THE LAMBEAU ADVANTAGE

The crown jewel of the National Football League, Lambeau Field has long been known as one of the tougher venues to play in, particularly during the harsh Wisconsin winter.

- ▶ Re-establishing home-field advantage after a 4-4 mark in 2008 was one of the goals of 2009, and with the Packers finishing 6-2 at home, they accomplished that goal. Green Bay followed that up with a 7-1 mark at Lambeau Field in 2010, a perfect 8-0 record in 2011, the first undefeated home mark since 2002, and a 7-1 mark in 2012. Last season the Packers were one of two teams to finish undefeated at home during the regular season (Denver).
- ▶ Head Coach **Mike McCarthy** stated consistently upon his arrival in Green Bay that one of the team's goals would be to reclaim the mystique of playing at Lambeau Field. Mission accomplished. The team is 58-17-1 (.770) at home in the regular-season +since 2006.
- ▶ Since **Ron Wolf** and **Mike Holmgren** began the revitalization of the franchise in 1992, Green Bay owns the best home record in the NFL. A look at the top regular-season home W-L records since the '92 season:

Team	W-L Record	Pct.
<b>1. Green Bay</b>	<b>145-44-1</b>	<b>.766</b>
2. New England	138-52-0	.726
3. Pittsburgh	136-53-1	.718

### HOT AT HOME

Since the start of 2009, the Packers have been one of the best teams in the league at home during the regular season:

Team	W-L Record	Pct.
1. New England	50-4-0	.926
<b>2. Green Bay</b>	<b>44-9-1</b>	<b>.824</b>
3. Baltimore	41-12-0	.769
4. Seattle	39-15-0	.722
5. Pittsburgh	38-16-0	.704




### IN THE FREE-AGENCY ERA

Talk of unrestricted free agency in the early '90s led many to forecast tough times for the small-town Green Bay Packers.

- ▶ However, Green Bay has remained among the most successful teams since the advent of free agency in 1993. The Packers have won 10 or more games 14 times since '93 and captured 10 division crowns.
- ▶ A look at the most successful teams in the free-agency era:

Team	W-L Since '93	Pct.	Playoff Berths
1. New England	244-119-0	.672	16
<b>2. Green Bay</b>	<b>232-130-1</b>	<b>.640</b>	<b>17</b>
3. Pittsburgh	226-136-1	.624	14
4. Denver	221-142-0	.609	12
5. Indianapolis	215-148-0	.592	16

### IN THE LEAGUE RANKINGS 2015 REGULAR SEASON

GREEN BAY (Team)		DETROIT (Team)	
Category	NFC NFL	Category	NFC NFL
Turnover Margin (+6) . . . . .	3 4t	Turnover Margin (-9) . . . . .	15 3t
Points Scored (23.8) . . . . .	5 12	Points Scored (20.9) . . . . .	13 26
Points Allowed (19.5) . . . . .	3 6	Points Allowed (26.2) . . . . .	15 28
Total Offense (344.0) . . . . .	11 24	Total Offense (344.9) . . . . .	10 23
Rushing (115.7) . . . . .	6 10	Rushing (74.5) . . . . .	16 32
Passing (228.3) . . . . .	10 23	Passing (270.5) . . . . .	4 7
Total Defense (361.5) . . . . .	11 21	Total Defense (354.6) . . . . .	10 18
vs. Rush (112.8) . . . . .	11 23	vs. Rush (112.5) . . . . .	10 22
vs. Pass (248.6) . . . . .	12 18	vs. Pass (242.2) . . . . .	11 16
Third-Down Offense (35.8%) . . . . .	13 23	Third-Down Offense (36.1%) . . . . .	12 21
Third-Down Defense (38.7%) . . . . .	8 15	Third-Down Defense (43.7%) . . . . .	30 30
Red-Zone Offense (59.4%) . . . . .	6 13	Red-Zone Offense (67.7%) . . . . .	6 3
Red-Zone Defense (57.1%) . . . . .	9 20	Red-Zone Defense (62.2%) . . . . .	12 26














GREEN BAY (Individual)		DETROIT (Individual)	
Category	NFC NFL	Category	NFC NFL
Passing: A.Rodgers (97.4) . . . . .	3 8	Passing: Stafford (90.1) . . . . .	8 18
Rushing: Lacy (513) . . . . .	12 24	Rushing: Abdullah (347) . . . . .	23 42
Receptions: Cobb (53) . . . . .	11t 26t	Receptions: C.Johnson (67) . . . . .	4 9t
Rec. Yds.: Cobb (627) . . . . .	11 34	Rec. Yds.: C.Johnson (921) . . . . .	4 9
Interceptions: Four players (2) . . . . .	17t 32t	Interceptions: Quin (2) . . . . .	17t 32t
Sacks: Peppers (6.0) . . . . .	10t 23t	Sacks: Ansah (11.5) . . . . .	1 2





**2015 SCHEDULE NOTES**

**2015 OPPONENTS**

		NFL Rank (2015)	
	Record	Offense	Defense
 Chicago Bears .....(5-6)	(5-6)	20	14
 Seattle Seahawks.....(6-5)	(6-5)	8	4
 Kansas City Chiefs.....(6-5)	(6-5)	16	10
 at San Francisco 49ers..(3-8)	(3-8)	32	29
 St. Louis Rams.....(4-7)	(4-7)	31	13
 San Diego Chargers....(3-8)	(3-8)	6	24
 at Denver Broncos.....(9-2)	(9-2)	21	1
 at Carolina Panthers...(11-0)	(11-0)	17	2
 Detroit Lions.....(4-7)	(4-7)	23	18
 at Minnesota Vikings...(8-3)	(8-3)	28	9
 Dallas Cowboys .....(3-8)	(3-8)	29	8
 at Oakland Raiders .....(5-6)	(5-6)	11	27
 at Arizona Cardinals....(9-2)	(9-2)	1	5

**A LOOK AT THE SCHEDULE**

The Green Bay Packers' 95th NFL regular-season schedule is headlined by five prime-time games (subject to flexible scheduling), including a Thanksgiving night game at Lambeau Field against the Chicago Bears, the first home Thanksgiving game since 1923.

- ▶ The Packers honored two of its all-time greats – Brett Favre and Ron Wolf – in halftime ceremonies during the 2015 season, with Wolf's name unveiled next to fellow Pro Football Hall of Famers on the stadium's east side Nov. 15 and Favre's name and retired No. 4 unveiled on Lambeau Field's north façade on Nov. 26.
- ▶ Green Bay's schedule includes seven games against 2014 playoff teams. Three of those games (Dallas, Detroit, Seattle) will be at Lambeau Field, while four (Arizona, Carolina, Denver, Detroit) will come on the road.
- ▶ The Packers opened the season on the road, traveling to Chicago to play the Bears in Week 1 for the first time since 1981.
- ▶ Green Bay spent Week 2 playing a Sunday night game against the Seattle Seahawks. In Week 3, they faced the Kansas City Chiefs on *Monday Night Football*. It was the first time since 2008 that the Packers played their first two home games in primetime. It is the 23rd consecutive season (1993-2015) that the Packers are appearing on *MNF*. Green Bay is 15-8-1 at home on *MNF*, including 5-1 under McCarthy.
- ▶ The Packers traveled to San Francisco in Week 4, the fifth time the Packers and 49ers will meet in the regular or postseason since 2012.
- ▶ The St. Louis Rams visited Lambeau for the first time since 2011 in Week 5, and in Week 6 the Packers hosted the San Diego Chargers for the first time since 2007 and only the fifth time overall. Green Bay improved to 8-2 against the Rams at Lambeau Field (dating back to 1990) and improved to 10-1 all-time versus the Chargers.
- ▶ Following Green Bay's first Week 7 bye since 2007, the Packers traveled to play the Broncos in Denver for the first time on a Sunday night. It was Green Bay's seventh visit to the Mile High City during the regular season and first since a 19-13 overtime victory in 2007. It was a matchup of two of three NFL teams (New England) that have won their division each of the last four years. It was the first of a three-game stretch the Packers will play against 2014 playoff teams.
- ▶ The Packers stayed on the road for a Week 9 game at Carolina, facing the Panthers in back-to-back seasons for the first time since 2007-08. Green Bay fell to 8-5 against the Panthers during the regular season, including 5-3 at Carolina.
- ▶ The second half of the regular season will see Green Bay face division opponents in four consecutive weeks. The Packers faced the Lions at home in Week 10, traveled to play Minnesota in Week 11, came home and played the Bears on Thanksgiving in Week 12 and will play at Detroit in another Thursday night game in Week 13. It will be the first time Green Bay has played division opponents in four consecutive weeks since 2000 (Weeks 14-17) and the first time the Packers have played on consecutive Thursdays since 2007 (Weeks 12-13).
- ▶ The Packers' final four regular-season games will be bookended by two home contests, starting with Dallas returning to Green Bay in Week 14. Including the postseason, the Packers have won four consecutive games against the Cowboys. Green Bay is 10-4 against Dallas at home during the regular and postseason.
- ▶ In Weeks 15-16, Green Bay travels west to play the Oakland Raiders and Arizona Cardinals. The Packers have won six consecutive games against the Raiders, including two on the road. In those six games, Green Bay has outscored the Raiders, 210-70. The Packers have won seven of the last eight regular-season matchups against the Cardinals, including each of the past three.
- ▶ Green Bay will host the Vikings at Lambeau to close out the regular season, marking the sixth time the two have met in the regular-season finale and first at Lambeau since 1996. Including playoffs, Green Bay has a 8-1-1 mark (.833) against the Vikings at Lambeau Field under Head Coach **Mike McCarthy**.

**STREAKS & MILESTONES – REGULAR SEASON**

**18 RANDALL COBB**

- ▶ Joined by WR **Jordy Nelson** as the first duo in franchise history to both catch 10-plus touchdown passes in the same season in 2014.
- ▶ Reached the 1,000-yard receiving mark for the first time in his career last season (1,287). He joined Nelson (1,433) as the the second duo in Packers' history to each reach 1,200 receiving yards in the same season, joining the 2004 duo of Javon Walker (1,382) and Donald Driver (1,208).
- ▶ With a career-best 91 receptions in 2014, seventh most in franchise history, joined Nelson (92) to become the only pair of Packers' players to reach 90 receptions each in the same season.
- ▶ Joined Nelson to become the first duo in NFL history to record 90-plus receptions, 1,200-plus yards and 12-plus touchdown receptions in the same regular season (2014).
- ▶ Cobb and Nelson became just the third set of teammates in NFL history with at least 1,200 receiving yards and 10 touchdowns each in the same season (2014), joining Minnesota's Cris Carter and Randy Moss in 1999 and Denver's Demaryius Thomas and Eric Decker in 2013.
- ▶ Registered a touchdown reception in a career-best six consecutive games (Games 4-9, 2014). It was the longest streak by a Packer since WR Sterling Sharpe (six) in 1994.
- ▶ Set a single-season franchise record with a league-high 2,342 combined net yards in 2012, topping the previous team mark of 2,250 yards by RB Ahman Green in 2003.
- ▶ With 954 receiving yards and 964 kickoff return yards in 2012, became the first person in NFL history to post 900-plus yards in each category in the same season.
- ▶ Has three kick return scores (two punts, one kickoff) in his career, which ties him for No. 2 in franchise history behind only RB Travis Williams' six return TDs (one punt, five kickoffs).

**2 MASON CROSBY**

- ▶ Is the franchise all-time leader in career points (1,119) and field goal attempts (289) during the regular season.
- ▶ With 1,037 points from 2007-14, passed NE K Stephen Gostkowski (1,023) for the most points by an NFL player in his first eight seasons.
- ▶ Made six consecutive field goals from 50-plus yards during the 2014 season, a franchise record.
- ▶ Tied for No. 1 in team history for the most 100-point seasons with eight (Longwell).
- ▶ Made 23 straight field goals from Week 13 of 2010 through Week 10 of 2011, the longest regular-season streak in franchise history.
- ▶ In 2011, set a franchise record with a 58-yard field goal in Week 7 at Minnesota, eclipsing the mark of 56 yards he held (Week 1 at Philadelphia, 2010; Week 5 at Atlanta, 2011).

**27 EDDIE LACY**

- ▶ Became the first player in franchise history to rush for at least 1,000 yards and score 10-plus scrimmage touchdowns in each of his first two seasons (2013-14).
- ▶ With 2,317 rushing yards in 2013-14, passed John Brockington (2,132) for the most by a Packers' running back in his first two NFL seasons.
- ▶ With 13 touchdowns during the 2014 season, joined WRs **Randall Cobb** and **Jordy Nelson** as the first Green Bay trio to each score 10-plus touchdowns in the same season.
- ▶ Was the first Packers back to ever to record 100 yards from scrimmage and a touchdown reception in three consecutive games (Weeks 10-12, 2014).

- ▶ Set a franchise record with nine straight games with more than 100 yards from scrimmage (2014).
- ▶ Became first Green Bay running back to register receptions of 55 yards or more in consecutive games (2014: at NO and vs. CHI).
- ▶ His 123 receiving yards at New Orleans in Week 8 (2014) were the second most by a Green Bay running back since the 1970 AFL-NFL merger, trailing only Eddie Lee Ivery's 128 yards at Tampa Bay on Oct. 12, 1980.
- ▶ Set franchise rookie records in 2013 for rushing yards (1,178), rushing TDs (11) and rushing attempts (284).
- ▶ Tied the team rookie mark for 100-yard rushing games with four (2013).
- ▶ Named NFL Offensive Rookie of the Year by *The Associated Press* and was selected to the Pro Bowl as an injury replacement for Vikings RB Adrian Peterson.

**8 TIM MASTHAY**

- ▶ Ranks No. 1 in franchise history (min. 150 punts) with a 44.0-yard gross punting average.
- ▶ Set a franchise record with nine punts against Detroit in Week 10.
- ▶ Ranks No. 1 in team annals (since 1976) with 129 punts placed inside the 20-yard line in his career.
- ▶ Set a single-season franchise record with his 45.6-yard gross average in 2011, surpassing Hentrich's 45.0-yard mark in 1997.
- ▶ Tied Sean Landeta's single-season franchise record (1998) by placing 30 punts inside the 20-yard line in 2012.
- ▶ Holds the top four single-season marks for net punting average in franchise history (since 1976) with a 38.95 average in 2013, a 38.93 average in 2012, a 38.56 average in 2011 and a 37.65 average in 2010.

**52 CLAY MATTHEWS**

- ▶ Led the team with 11.0 sacks in 2014 and earned his fifth trip to the Pro Bowl. Ranks No. 3 in team history with 65.5 career sacks.
- ▶ Tied for No. 1 in team history with four 10-plus sack seasons.
- ▶ Ranks No. 7 in the NFL with 65.5 sacks since entering the league in 2009.
- ▶ Only player in franchise history to be named to the Pro Bowl each of his first four seasons in the league (2009-12).
- ▶ Only player in team history to score a defensive TD in each of his first three seasons in the league (2009-11).
- ▶ His 17 sacks in his first 20 games were the most by an NFL player to start his career at the time, eclipsing the mark of 16.5 set by Leslie O'Neal (1986, 1988) and John Abraham (2000-01).
- ▶ Is the first NFL player since sacks became an official stat in 1982 to post a double-digit sack total and a defensive TD in each of his first two seasons in the league.
- ▶ First player in franchise annals to post 10-plus sacks in each of his first two years in the NFL.
- ▶ His 29.5 sacks from 2009-11 were tied for No. 1 in team history with Tony Bennett for the most sacks by a Packer in his first three seasons in the league.
- ▶ Set a franchise rookie record with 10 sacks in 2009.

Two years after he co-founded the Packers with Curly Lambeau, George Calhoun began writing a piece called The Dope Sheet, which served as the official press release from 1921-24.







## STREAKS & MILESTONES – REGULAR SEASON

### 56 JULIUS PEPPERS

- ▶ Is the only player in NFL history with 100 career sacks and four interception returns for touchdowns.
- ▶ Became the first linebacker in Packers' history to post two interception returns for touchdowns in the same season (2014).
- ▶ Only player in NFL history with at least 10 interceptions and 100 sacks.
- ▶ Has been selected to eight Pro Bowls since entering the league in 2002, which ties him with Charles Woodson and DeMarcus Ware for the most among active defensive players.
- ▶ With eight double-digit sack seasons as a pro, is tied with Jared Allen and DeMarcus Ware for the most in the NFL since 2002.
- ▶ Named first-team All-Pro by *The Associated Press* three times and was selected to the NFL's All-Decade team for the 2000s.

### 12 AARON RODGERS

- ▶ Ranks No. 1 in NFL history with a 105.1 career passer rating.
- ▶ Reached the 30,000 career passing yards on his 3,652nd attempt, the fewest attempts needed in NFL history as he bested the previous record held by QB Johnny Unitas (3,695 attempts).
- ▶ Set NFL records with 494 pass attempts and 44 touchdown passes (586 and 49 including playoffs) at home without an interception. The streak lasted from Dec. 2, 2012, to Oct. 11, 2015.
- ▶ In 113 regular-season starts, has 43 career 300-yard games, 46 three-TD games and 69 zero-INT games (min. 15 attempts).
- ▶ Is the only QB in team history with four 400-yard passing games, including a 480-yard effort vs. Washington in 2013 that tied a franchise record. No one else has more than one 400-yard game.
- ▶ Tied with Brett Favre for the franchise record for 4,000-yard passing seasons (five).
- ▶ Threw for a career-best five interceptions last season, the third fewest in a single regular season in Packers' history.
- ▶ Threw six touchdown passes in the first half against the Bears in Week 10 (2014), tying Raiders QB Daryle Lamonica (vs. Buffalo, Oct. 19, 1969) for the NFL record for most touchdown passes in a half. It was the second time Rodgers threw for a franchise-best six touchdowns in a game.
- ▶ Posted six consecutive zero-interception games during the 2014 season (Weeks 2-7), tying Bart Starr's franchise record (min. 15 attempts a game) set in 1964.
- ▶ Joined Patriots QB Tom Brady (2007) as the only players in NFL history to register four straight three-touchdown/zero-interception games in a single season (Weeks 4-7, 2014). Also joined Brady (eight in 2007) for the most three-touchdown/zero-interception games in NFL history in a single season (2014).
- ▶ When he hit the 200-TD mark for his career, he had thrown just 53 INTs to that point, the fewest in NFL history as he bested Tom Brady's mark of 88 INTs at the time of his 200th TD pass.
- ▶ In 2014, he became the first NFL quarterback to throw for 18-plus touchdowns with one or fewer interceptions in the first seven games of a season.
- ▶ Ranks No. 2 in NFL history for the most touchdown passes in a player's first 100 games with 203 (MIA QB Dan Marino, 217).
- ▶ Set an NFL single-season record in 2011 with a 122.5 passer rating and set team marks for TD passes (45), passing yards (4,643), completion percentage (68.3), yards per attempt (9.25), TD/INT ratio (7.50) and 300-yard games (eight).

- ▶ Posted 21,332 passing yards from 2008-12, the most in NFL history by a quarterback in his first five seasons as a starter.
- ▶ Threw a TD pass in 35 straight regular-season games at Lambeau Field from 2008-12, a team record (previous mark was 25 by Brett Favre, 1992-96). It was the second-longest home streak in NFL history behind Dan Marino's 39-game streak from 1983-88.
- ▶ Tied a single-game franchise record with six TD passes at Houston in Week 6 of 2012, matching Matt Flynn's mark (Jan. 1, 2012, vs. Detroit).
- ▶ Posted a 100-plus passer rating in six straight seasons (2009-14), the only quarterback in league history to accomplish that feat.
- ▶ In 2009, became first QB in NFL history to throw 30 or more TDs, seven or fewer INTs, and rush for five TDs in the same season.
- ▶ Has registered a passer rating over 110.0 in four or more consecutive games three times in his career (Weeks 3-7, 2009; Week 9, Weeks 11-13, 2010; Weeks 1-7, 9-12, 2011), one of only two quarterbacks in franchise history (Bart Starr, 1966) to accomplish the feat in a single season.

		NFL Offense			NFL Defense		
After		Total	Rush	Pass	Total	Rush	Pass
Week ...	Opp.						
1	at CHI	19	7	20	27	31	16
2	SEA	16	9	21	21	31	12
3	KC	20	8	27	19	27	9
4	at SF	10	3	21	8	21	7
5	STL	10	8	20	7	28	4
6	SD	10t	5	20	16	24	11
7	(bye)	11	8	22	14	22	12
8	at DEN	28	12	27	23	25t	17
9	at CAR	25	13	26	23	28	23
10	DET	21	16	22	23	24	21
11	at MIN	22	16	22	21	22	22
12	CHI	24	10	23	21	23	18
13	at DET						
14	DAL						
15	at OAK						
16	at ARI						
17	MIN						
<b>Packers in 2014</b>		<b>6</b>	<b>11</b>	<b>8</b>	<b>15</b>	<b>23</b>	<b>10</b>
<b>Packers in 2013</b>		<b>3</b>	<b>7</b>	<b>6</b>	<b>25</b>	<b>25</b>	<b>24</b>
<b>Packers in 2012</b>		<b>13</b>	<b>20</b>	<b>9</b>	<b>11</b>	<b>17</b>	<b>11</b>
<b>Packers in 2011</b>		<b>3</b>	<b>27</b>	<b>3</b>	<b>32</b>	<b>14</b>	<b>32</b>
<b>Packers in 2010</b>		<b>9</b>	<b>24</b>	<b>5</b>	<b>5</b>	<b>18</b>	<b>5</b>
<b>Packers in 2009</b>		<b>6</b>	<b>14</b>	<b>7</b>	<b>2</b>	<b>1</b>	<b>5</b>
<b>Packers in 2008</b>		<b>8</b>	<b>17</b>	<b>8</b>	<b>20</b>	<b>26</b>	<b>12</b>
<b>Packers in 2007</b>		<b>2</b>	<b>21</b>	<b>2</b>	<b>11</b>	<b>14</b>	<b>12</b>
<b>Packers in 2006</b>		<b>9</b>	<b>23</b>	<b>8</b>	<b>12</b>	<b>13</b>	<b>17</b>
<b>Packers in 2005</b>		<b>18</b>	<b>30</b>	<b>7</b>	<b>7</b>	<b>23</b>	<b>1</b>
<b>Packers in 2004</b>		<b>3</b>	<b>10</b>	<b>3</b>	<b>25</b>	<b>14</b>	<b>25</b>
<b>Packers in 2003</b>		<b>4</b>	<b>3</b>	<b>16</b>	<b>17</b>	<b>10</b>	<b>23</b>
<b>Packers in 2002</b>		<b>12</b>	<b>12</b>	<b>10</b>	<b>12</b>	<b>21</b>	<b>3</b>
<b>Packers in 2001</b>		<b>6</b>	<b>21</b>	<b>3</b>	<b>12</b>	<b>16</b>	<b>15</b>
<b>Packers in 2000</b>		<b>15</b>	<b>23</b>	<b>8</b>	<b>15</b>	<b>8</b>	<b>19</b>
<b>Packers in 1999</b>		<b>9</b>	<b>21</b>	<b>7</b>	<b>19</b>	<b>22</b>	<b>18</b>
<b>Packers in 1998</b>		<b>5</b>	<b>25</b>	<b>3</b>	<b>4</b>	<b>4</b>	<b>10</b>
<b>Packers in 1997</b>		<b>4</b>	<b>12</b>	<b>3</b>	<b>7</b>	<b>20</b>	<b>8</b>
<b>Packers in 1996</b>		<b>5</b>	<b>11</b>	<b>5</b>	<b>1</b>	<b>4</b>	<b>1</b>
<b>Packers in 1995</b>		<b>7</b>	<b>26</b>	<b>3</b>	<b>14</b>	<b>7</b>	<b>21</b>
<b>Packers in 1994</b>		<b>9</b>	<b>19</b>	<b>9</b>	<b>6</b>	<b>3</b>	<b>15</b>
<b>Packers in 1993</b>		<b>19</b>	<b>22</b>	<b>18</b>	<b>2</b>	<b>8</b>	<b>7</b>
<b>Packers in 1992</b>		<b>15</b>	<b>21</b>	<b>9</b>	<b>23</b>	<b>16</b>	<b>23</b>





**PACKERS STARTERS – OFFENSE**

**WR Davante Adams, 2nd Year, Fresno State, D2-14**

- ▶ Has started 21 of the last 25 games, including the postseason.
- ▶ Started 11 of 16 regular-season games played as a rookie in 2014 and started both playoff contests.
- ▶ Recorded 121 receiving yards against New England in Week 13 last season, the most by a Green Bay rookie since WR Sterling Sharpe's 124-yard effort vs. Detroit on Nov. 20, 1988.
- ▶ Set franchise postseason single-game records for the most receptions and receiving yards by a rookie when he posted seven catches for 117 yards (16.7 avg.) and a touchdown in the NFC Divisional playoff victory vs. Dallas.

**LT David Bakhtiari, 3rd Year, Colorado, D4a-13**

- ▶ Has started every game at LT since the start of the 2013 regular season.
- ▶ Started all 16 games at left tackle in 2013, the only rookie in the NFL to do so in 2013 and the first Packer rookie to do so since the league went to a 16-game schedule in 1978.
- ▶ Became just the fourth Green Bay rookie to start at LT in the season opener since the 1970 AFL-NFL merger and the first since 1985.
- ▶ Earned second-team All-Pacific-12 honors from the conference's coaches each of his last two seasons (sophomore and junior) at Colorado.

**LG Josh Sitton, 8th Year, Central Florida, D4b-08**

- ▶ Has started 105 games since 2009, the most by an offensive player in a Green Bay uniform over that span.
- ▶ Was named to his second career Pro Bowl after the 2014 season.
- ▶ Was named 2010 Offensive Lineman of the Year by the NFL Alumni Association.
- ▶ According to STATS LLC, has allowed just 15.0 sacks in his eight-year career.
- ▶ Was the only Packer on either side of the ball to not miss a snap from 2009-10.

**C Corey Linsley, 2nd Year, Ohio State, D5a-14**

- ▶ Has started every game he has played in. Missed the first game of his young career in Week 12 (ankle).
- ▶ First rookie center to start for Green Bay in Week 1 since the merger.
- ▶ Was the first rookie center to start every game for the Packers since the league went to a 16-game schedule in 1978.
- ▶ Named to PFWA's All-Rookie team, the first Green Bay center to be honored since its inception in 1974.
- ▶ The Ohio native was part of a Buckeye team that won 24 consecutive games from 2012-13.

**RG T.J. Lang, 7th Year, Eastern Michigan, D4-09**

- ▶ Has started games at four different positions on the line as a pro (43 at RG, 27 at LG, five at RT, two at LT). Played C in Week 10 in 2013.
- ▶ Has started 74 contests since 2011.
- ▶ Started games at both tackle spots in his first season (2009) and became the first Packers rookie to start consecutive games at left tackle since Chad Clifton in 2000.
- ▶ Began his college career as a defensive lineman, but converted to the offensive line as a sophomore and started 36 straight games (10 at RT, 26 at LT) over his final three years.

**RT Bryan Bulaga, 6th Year, Iowa, D1-10**

- ▶ Missed the second part of the 2012 season after suffering a hip injury vs. Arizona on Nov. 4 and missed all of the 2013 season after injuring his knee on Aug. 3. Has started 23 of 27 games since the start of the 2014 season.
- ▶ Started 37 games at RT in his first three seasons in the league.
- ▶ Started the final 12 games of 2010 and the entire postseason at right tackle after taking over for veteran Mark Tauscher (shoulder), the most regular-season starts by a Packers rookie tackle since Tauscher's 14 in 2000.
- ▶ Named to the *Pro Football Weekly*/PFWA All-Rookie team in 2010.
- ▶ Capped his rookie season by becoming the youngest player, according to STATS LLC, to ever start in the Super Bowl (21 years, 322 days).

**TE Richard Rodgers, 2nd Year, California, D3a-14**

- ▶ Ranks second on the team this season in receptions (40).
- ▶ Is No. 3 on the team with five touchdown receptions this season.
- ▶ Including the postseason, has registered one or more receptions in 20 of the last 22 games.

- ▶ Played in all 16 games with five starts as a rookie in 2014, recording 20 receptions for 225 yards (11.3 avg.) and two touchdowns.
- ▶ Became the first rookie TE to start for the Packers in a season opener since Jackie Harris opened in a two-tight-end set in 1990.
- ▶ Was the first rookie TE to appear in all 16 games for Green Bay since Bubba Franks in 2000.

**WR Randall Cobb, 5th Year, Kentucky, D2-11**

- ▶ Leads the team in receptions (53) and receiving yards (627) and is No. 2 in touchdown receptions (six).
- ▶ Set a new single-season career high with five 100-yard receiving games during the 2014 season (three-2012). Earned first trip to the Pro Bowl.
- ▶ His career-best 91 receptions in 2014 were the seventh most in team history.
- ▶ Finished the regular season tied for fourth in the NFL with 12 touchdown receptions in 2014.
- ▶ Before suffering a knee injury in Week 6 in 2013, led the team in receptions with 29 and was No. 2 in receiving yards with 378.
- ▶ Set a franchise single-season record with a league-high 2,342 combined net yards in 2012, topping the previous team mark of 2,250 yards by RB Ahman Green in 2003.
- ▶ With 954 receiving yards and 964 kickoff return yards in 2012, he became the first player in NFL history to post 900-plus yards in each category in the same season.

**QB Aaron Rodgers, 11th Year, California, D1-05**

- ▶ His career passer rating of 105.1 ranks No. 1 in NFL history.
- ▶ Finished the 2014 regular season ranked No. 2 in the NFL in passer rating (112.2), touchdown percentage (7.3), No. 1 in interception percentage (1.0) and No. 3 in touchdown passes (38).
- ▶ In 114 regular-season starts (76-38 record), has posted 43 games with 300-plus passing yards, 69 without an interception and 67 with a 100-plus passer rating (min. 15 attempts).
- ▶ Recorded a passer rating of at least 120.0 in seven regular-season games in 2014, setting a single-season career high and tying for the third most in a single season in the NFL, dating back to 1960.
- ▶ Posted 21,332 passing yards from 2008-12, which ranks No. 1 in league history for the most passing yards by a QB in his first five seasons as a starter (previous record was Peyton Manning, 20,618, 1998-2002).
- ▶ In 2011, set an NFL record with a 122.5 passer rating and set franchise marks for TD passes (45), passing yards (4,643), completion percentage (68.3), yards per attempt (9.25) and 300-yard games (eight) on his way to earning NFL Most Valuable Player honors from *The Associated Press*.

**RB James Starks, 6th Year, Buffalo, D6-10**

- ▶ Has set career highs in receptions (30), receiving yards (292) and receiving touchdowns (two) this season.
- ▶ Has put together two of the finest rushing games of his career this season. In Week 2, he carried the ball 20 times for 95 yards (4.8 avg.), and in Week 6, he racked up 112 yards on just 10 carries (11.2 avg.), becoming the first Packers player to rush for 100-plus yards on 10 or fewer carries since RB Brandon Jackson at Washington on Oct. 10, 2010 (115 yards on 10 carries). He also registered a 65-yard touchdown against San Diego, the longest by a Green Bay player since RB DeShawn Wynn's 73-yard touchdown vs. Detroit on Dec. 28, 2008.
- ▶ Led the NFL with 315 rushing yards during the 2010 playoffs.

**FB John Kuhn, 10th Year, Shippensburg, W-07 (Pit)**

- ▶ Selected to the Pro Bowl for the second time in 2014. His first selection came in 2011, when he was the first Green Bay fullback to be honored since William Henderson in 2004.
- ▶ Has played in 133 of 138 games (144 of 149 including playoffs) during his nine seasons in Green Bay, appearing in all 16 regular-season contests in five of those seasons, including 2014.
- ▶ Only player on the team to have a rushing and receiving touchdown each season from 2008-11, and was the first Packer to achieve that feat since RB Ahman Green (2001-04).
- ▶ Led the team with four rushing TDs in 2011 and led the running backs with six total TDs.



## PACKERS STARTERS – DEFENSE

### **DE Letroy Guion, 8th Year, Florida State, FA-14**

- ▶ Has started four of the eight games he has played in this season after starting all 16 regular-season games and both postseason contests last season.
- ▶ Signed with Green Bay during the 2014 offseason after spending his first six NFL seasons with the Minnesota Vikings.
- ▶ Started all 28 games he appeared in for Minnesota over the past two seasons, recording 72 tackles (32 solo) and three sacks over that span.
- ▶ Was the only Viking to block a field goal in both 2011 and 2012.

### **NT B.J. Raji, 7th Year, Boston College, D1a-09**

- ▶ Has started 10 of 11 games this season after missing the entire 2014 season with a biceps injury suffered during a preseason game vs. Oakland.
- ▶ Played in 70 games from 2010-13 (including playoffs), tied for second most in NFL by a defensive lineman over that span.
- ▶ Named to the Pro Bowl in 2011, becoming the first Packers defensive tackle since Bob Brown in 1972 to receive the honor.
- ▶ Earned All-Rookie team honors from *Pro Football Weekly*/PFWA in 2009, the first Packers defensive lineman to be selected since DE Vonnie Holiday in 1998.

### **DT Mike Daniels, 4th Year, Iowa, D4a-12**

- ▶ Ranks second on the team with 16.0 sacks since the start of the 2013 regular season (LB Clay Matthews-23.0).
- ▶ Started all 16 games for the first time in his career in 2014 and finished first on the Packers defensive line with 5.5 sacks while setting a career high with 69 tackles.
- ▶ Returned a fumble 43 yards for a TD vs. Detroit in Week 14 of 2012, the longest fumble return for a TD by a rookie in franchise history.
- ▶ Starred as an interior pass rusher at Iowa, posting a team-high 24.5 tackles for a loss and 13 sacks from 2010-11.

### **LOLB Clay Matthews, 7th Year, Southern California, D1b-09**

- ▶ Ranks No. 7 in the NFL since entering the league in 2009 with 65.5 sacks. His sack total ranks No. 3 in team history (since 1982).
- ▶ With a team-high 11.0 sacks last season, is now tied for the most 10-plus sack seasons in franchise history (four).
- ▶ Was named to the Pro Bowl for the fifth time in 2014. Is the only Packer in team history to earn Pro Bowl recognition in each of his first four seasons in the NFL (2009-12).
- ▶ Is the only player in franchise history to score a defensive TD (interception or fumble return) in each of his first three seasons in the NFL (2009-11).
- ▶ Named first-team All-Pro by *The Associated Press* in 2010, the first Green Bay LB to earn that honor since Tim Harris in 1989. Finished second to Pittsburgh safety Troy Polamalu in the AP's Defensive Player of the Year voting.

### **BLB Nate Palmer, 3rd Year, Illinois State, D6-13**

- ▶ Ranks No. 2 on the team in tackles this season (75).
- ▶ Spent the entire 2014 season on injured reserve due to a knee injury sustained in the final preseason game.
- ▶ Appeared in eight games as a rookie in 2013, making two starts at outside linebacker.
- ▶ Former college defensive end began his pro career as a outside linebackers before moving to inside linebacker in 2015.

### **MLB Jake Ryan, Rookie, Michigan, D4-15**

- ▶ Recorded a season-high six tackles (four solo) at Carolina in Week 9.
- ▶ Served as a team captain for his final two seasons at Michigan and was a three-time winner (2012-14) of the Roger Zatkoff Award, given to the Wolverines top linebacker. He was the only player to win the award (est. 1991) three times.
- ▶ Joined LB John Anderson (first round, 26th overall) as the only Michigan linebackers ever drafted by Green Bay.
- ▶ Started 41 of 46 games played in college, appearing at inside linebacker as a senior after spending his first three seasons at outside linebacker and defensive end.

### **ROLB Julius Peppers, 14th Year, North Carolina, FA-14**

- ▶ Signed with Green Bay last offseason after playing the previous four seasons for Chicago and the first eight of his career for Carolina after being selected as the No. 2 overall pick in 2002.
- ▶ Only player in NFL history with 10 interceptions and at least 100 sacks.
- ▶ Has been selected to the Pro Bowl eight times (2004-06, 2008-12) and has been named first-team All-Pro by *The Associated Press* three times (2004, 2006, 2010). Was named to the NFL's All-Decade Team for the 2000s.
- ▶ Has played in 123 consecutive regular-season games, tied for the longest active streak among NFL linebackers.
- ▶ Ranks No. 3 in the league in sacks (131.5) and No. 3 in forced fumbles (44) since entering the NFL in 2002. His sack total ranks No. 14 in NFL history (since 1982).
- ▶ Has blocked 13 kicks (12 field goals, one extra point) during his career.

### **LCB Casey Hayward, 4th Year, Vanderbilt, D2b-12**

- ▶ Played in all 16 games in 2014 and tied for No. 1 on the team (LB Julius Peppers) and No. 7 in the NFL for total takeaways with five (three INTs, two fumble recoveries).
- ▶ Missed most of the 2013 season with a nagging hamstring injury.
- ▶ Became the first Green Bay CB ever to be named to the *Pro Football Weekly*/PFWA All-Rookie team (est. 1974) and was chosen as the league's Defensive Rookie of the Year by ProFootballFocus.com in 2012. Led all NFL rookies with a team-high six INTs.

### **RCB Sam Shields, 6th Year, Miami, FA-10**

- ▶ Recorded interceptions in back-to-back games this season (Weeks 3-4) for the first time in his career.
- ▶ Finished second on the team with 13 passes defended in 2014 to go along with two interceptions. Earned first career trip to the Pro Bowl.
- ▶ Started all 14 games he appeared in during the 2013 season and led the team with four INTs (tied career high) and a career-best 25 passes defended.
- ▶ Made an impact in 2010 after making the team as a non-drafted rookie, earning the nickel CB job despite playing the position only one season in college.
- ▶ In Green Bay's NFC Championship Game win over Chicago in the 2010 season, became the first rookie in NFL history to record two INTs and a sack in a postseason contest.

### **SS Morgan Burnett, 6th Year, Georgia Tech, D3-10**

- ▶ Finished with a team-high 125 tackles in 2014, the second most of his career (137 in 2012). Ranked No. 2 on the team with 106 tackles (77 solo) in 2013, despite missing the first three games due to injury. Recovered three fumbles, including one for a TD, and added nine passes defended.
- ▶ Participated in all 1,088 plays for Green Bay's defense in 2012, one of only four non-offensive linemen in the NFL to appear in 100 percent of his team's snaps.
- ▶ Enjoyed his first full season as a pro in 2011, joining DT B.J. Raji as the only two Green Bay defensive players to start all 16 regular-season games.
- ▶ Started the first four games of the 2010 season at SS before sustaining a season-ending knee injury vs. Detroit in Week 4.

### **FS Ha Ha Clinton-Dix, 2nd Year, Alabama, D1-14**

- ▶ Leads the team in tackles this season with 90 (73 solo) and is tied for the team lead in interceptions (two).
- ▶ Has started every game in 2015 after starting 10 of 16 games last season, finishing second on the team in tackles (95).
- ▶ Was the second safety ever drafted by Green Bay in the first round (Alabama S George Teague, No. 29 overall in 1993).
- ▶ Was a consensus All-America selection in 2013 as a junior, earning first-team recognition from *The Associated Press*, the Football Writers Association of America and *Sporting News*.



## NFL

No	ALPHABETICAL ROSTER	Pos	Ht	Wt	Birthdate	Exp	College	High School	Hometown
84	Abbrederis, Jared	WR	6-1	195	12/17/90	2	Wisconsin		Wautoma, Wis.
17	Adams, Davante	WR	6-1	215	12/24/92	2	Fresno State		Palo Alto, Calif.
86	Backman, Kennard	TE	6-3	245	2/26/93	R	Alabama-Birmingham		Mableton, Ga.
69	Bakhtiari, David	T	6-4	310	9/30/91	3	Colorado		San Mateo, Calif.
32	Banjo, Chris	S	5-10	207	2/26/90	2	Southern Methodist		Sugar Land, Texas
67	Barclay, Don	T/G	6-4	305	4/18/89	4	West Virginia		Harmony, Pa.
75	Bulaga, Bryan	T	6-5	314	3/21/89	6	Iowa		Woodstock, Ill.
42	Burnett, Morgan	S	6-1	209	1/13/89	6	Georgia Tech		College Park, Ga.
21	Clinton-Dix, Ha Ha	S	6-1	208	12/21/92	2	Alabama		Orlando, Fla.
18	Cobb, Randall	WR	5-10	192	8/22/90	5	Kentucky		Alcoa, Tenn.
2	Crosby, Mason	K	6-1	207	9/3/84	9	Colorado		Georgetown, Texas
76	Daniels, Mike	DT	6-0	310	5/5/89	4	Iowa		Blackwood, N.J.
91	Elliott, Jayrone	LB	6-3	255	11/11/91	2	Toledo		Cleveland, Ohio
61	Goode, Brett	LS	6-1	255	11/2/84	8	Arkansas		Fort Smith, Ark.
39	Goodson, Demetri	CB	5-11	197	6/11/89	2	Baylor		Spring, Texas
98	Guion, Letroy	DT	6-4	322	6/21/87	8	Florida State		Starke, Fla.
36	Gunter, LaDarius	CB	6-2	201	5/13/92	R	Miami		Montgomery, Ala.
46	Harris, Alonzo	RB	6-1	237	11/9/92	R	Louisiana-Lafayette		Gadsden, Ala.
29	Hayward, Casey	CB	5-11	192	9/9/89	4	Vanderbilt		Perry, Ga.
7	Hundley, Brett	QB	6-3	226	6/15/93	R	UCLA		Chandler, Ariz.
33	Hyde, Micah	DB	6-0	197	12/31/90	3	Iowa		Fostoria, Ohio
83	Janis, Jeff	WR	6-3	219	6/24/91	2	Saginaw Valley State		Tawas City, Mich.
95	Jones, Datone	DE	6-4	285	7/24/90	3	UCLA		Compton, Calif.
89	Jones, James	WR	6-1	208	3/31/84	9	San Jose State		San Jose, Calif.
30	Kuhn, John	FB	6-0	250	9/9/82	10	Shippensburg		York, Pa.
27	Lacy, Eddie	RB	5-11	234	6/2/90	3	Alabama		Geismar, La.
70	Lang, T.J.	G	6-4	318	9/20/87	7	Eastern Michigan		Birmingham, Mich.
63	Linsley, Corey	C	6-3	301	7/27/91	2	Ohio State		Boardman, Ohio
8	Masthay, Tim	P	6-1	200	3/16/87	6	Kentucky		Murray, Ky.
52	Matthews, Clay	LB	6-3	255	5/14/86	7	Southern California		Agoura Hills, Calif.
88	Montgomery, Ty	WR	6-0	216	1/22/93	R	Stanford		Dallas, Texas
55	Mulumba, Andy	LB	6-3	260	1/31/90	3	Eastern Michigan		Montreal, Quebec
96	Neal, Mike	LB	6-3	262	6/26/87	6	Purdue		Merrillville, Ind.
51	Palmer, Nate	LB	6-2	248	9/23/89	3	Illinois State		Chicago, Ill.
64	Pennel, Mike	DT	6-4	332	5/9/91	2	Colorado State-Pueblo		Aurora, Colo.
56	Peppers, Julius	LB	6-7	287	1/18/80	14	North Carolina		Bailey, N.C.
80	Perillo, Justin	TE	6-3	250	1/5/91	2	Maine		Wilmington, Del.
53	Perry, Nick	LB	6-3	265	4/12/90	4	Southern California		Detroit, Mich.
90	Raji, B.J.	DT	6-2	337	7/11/86	7	Boston College		Washington Township, N.J.
23	Randall, Damarious	CB	5-11	196	8/29/92	R	Arizona State		Pensacola, Fla.
22	Ripkowski, Aaron	FB	6-1	246	12/20/92	R	Oklahoma		Dayton, Texas
12	Rodgers, Aaron	QB	6-2	225	12/2/83	11	California		Chico, Calif.
82	Rodgers, Richard	TE	6-4	257	1/22/92	2	California		Shrewsbury, Mass.
24	Rollins, Quinten	CB	5-11	195	7/15/92	R	Miami (Ohio)		Wilmington, Ohio
47	Ryan, Jake	LB	6-2	240	2/27/92	R	Michigan		Cleveland, Ohio
37	Shields, Sam	CB	5-11	184	12/8/87	6	Miami		Sarasota, Fla.
71	Sitton, Josh	G	6-3	318	6/16/86	8	Central Florida		Pensacola, Fla.
44	Starks, James	RB	6-2	218	2/25/86	6	Buffalo		Niagara Falls, N.Y.
65	Taylor, Lane	G	6-3	324	11/22/89	3	Oklahoma State		Arlington, Texas
48	Thomas, Joe	LB	6-1	227	5/6/91	1	South Carolina State		Blackville, S.C.
16	Tolzien, Scott	QB	6-2	213	9/4/87	5	Wisconsin		Palatine, Ill.
73	Tretter, JC	C/G	6-4	307	2/12/91	3	Cornell		Akron, N.Y.
79	Walker, Josh	G	6-5	328	6/2/91	1	Middle Tennessee State		Evansville, Tenn.

### INJURED RESERVE

58	Barrington, Sam	LB	6-1	240	10/5/90	3	South Florida		Jacksonville, Fla.
93	Boyd, Josh	DT	6-3	310	8/3/89	3	Mississippi State		Philadelphia, Miss.
87	Nelson, Jordy	WR	6-3	217	5/31/85	8	Kansas State		Riley, Kan.
59	Rasco, Jermauria	LB	6-3	252	10/5/92	R	Louisiana State		Shreveport, La.
28	Richardson, Sean	S	6-2	216	1/21/90	4	Vanderbilt		Linden, Ala.

### INJURED RESERVE/DESIGNATED FOR RETURN

81	Quarless, Andrew	TE	6-4	252	10/6/88	6	Penn State		Uniondale, N.Y.
----	------------------	----	-----	-----	---------	---	------------	--	-----------------

### PRACTICE SQUAD

54	Bradford, Carl	LB	6-1	248	8/15/92	2	Arizona State		Norco, Calif.
38	Crockett, John	RB	6-0	217	2/16/92	R	North Dakota State		Minneapolis, Minn.
31	Daniel, Robertson	CB	6-1	205	10/1/91	R	Brigham Young		San Jose, Calif.
85	Henry, Mitchell	TE	6-4	252	12/11/92	R	Western Kentucky		Elizabethtown, Ky.
77	McBryde, B.J.	DE	6-5	303	10/21/91	R	Connecticut		Beaver Falls, Pa.
97	Ringo, Christian	DT	6-1	298	3/10/92	R	Louisiana-Lafayette		Jackson, Miss.
74	Rotheram, Matt	G	6-5	325	7/5/92	R	Pittsburgh		Olmsted, Ohio
41	Sebetic, Kyle	DB	6-0	197	6/27/91	1	Dayton		Kenosha, Wis.
60	Vujnovich, Jeremy	T	6-5	300	10/12/90	1	Louisiana College		Belle Chasse, La.
19	Williams, Ed	WR	6-0	196	3/14/91	R	Fort Hays State		Tampa, Fla.





No	NUMERICAL ROSTER	Pos	Ht	Wt	Age	NFL Exp	College	How Acquired	Reg. season GP/GS/DNP/IA
2	Mason Crosby	K	6-1	207	31	9	Colorado	D6c-07	11/0/0/0
7	Brett Hundley	QB	6-3	226	22	R	UCLA	D5-15	0/0/0/11
8	Tim Masthay	P	6-1	200	28	6	Kentucky	FA-10	11/0/0/0
12	Aaron Rodgers	QB	6-2	225	32	11	California	D1-05	11/11/0/0
16	Scott Tolzien	QB	6-2	213	28	5	Wisconsin	FA-13	1/0/10/0
17	Davante Adams	WR	6-1	215	22	2	Fresno State	D2-14	8/8/0/3
18	Randall Cobb	WR	5-10	192	25	5	Kentucky	D2-11	11/11/0/0
21	Ha Ha Clinton-Dix	S	6-1	208	22	2	Alabama	D1-14	11/11/0/0
22	Aaron Ripkowski	FB	6-1	246	22	R	Oklahoma	D6a-15	11/0/0/0
23	Damarious Randall	CB	5-11	196	23	R	Arizona State	D1-15	11/6/0/0
24	Quinten Rollins	CB	5-11	195	23	R	Miami (Ohio)	D2-15	9/0/0/2
27	Eddie Lacy	RB	5-11	234	25	3	Alabama	D2-13	10/8/0/1
29	Casey Hayward	CB	5-11	192	26	4	Vanderbilt	D2b-12	11/7/0/0
30	John Kuhn	FB	6-0	250	33	10	Shippensburg	W-07 (Pit)	11/1/0/0
32	Chris Banjo	S	5-10	207	24	2	Southern Methodist	FA-13	11/1/0/0
33	Micah Hyde	DB	6-0	197	24	3	Iowa	D5a-13	10/7/0/1
36	LaDarius Gunter	CB	6-2	201	23	R	Miami	FA-15	4/0/1/6
37	Sam Shields	CB	5-11	184	27	6	Miami	FA-10	10/10/0/1
39	Demetri Goodson	CB	5-11	197	26	2	Baylor	D6-14	9/0/0/2
42	Morgan Burnett	S	6-1	209	26	6	Georgia Tech	D3-10	6/6/0/5
44	James Starks	RB	6-2	218	29	6	Buffalo	D6-10	11/3/0/0
46	Alonzo Harris	RB	6-1	237	23	R	Louisiana-Lafayette	FA-15	6/0/0/5
47	Jake Ryan	LB	6-2	240	23	R	Michigan	D4-15	9/0/0/2
48	Joe Thomas	LB	6-1	227	24	1	South Carolina State	FA-15 (ps-Dal)	9/0/0/0
51	Nate Palmer	LB	6-2	248	26	3	Illinois State	D6-13	11/10/0/0
52	Clay Matthews	LB	6-3	255	29	7	Southern California	D1b-09	11/11/0/0
53	Nick Perry	LB	6-3	265	25	4	Southern California	D1-12	10/1/0/1
55	Andy Mulumba	LB	6-3	260	25	3	Eastern Michigan	FA-13	5/0/0/6
56	Julius Peppers	LB	6-7	287	35	14	North Carolina	FA-14	11/11/0/0
61	Brett Goode	LS	6-1	255	31	8	Arkansas	FA-08	11/0/0/0
63	Corey Linsley	C	6-3	301	24	2	Ohio State	D5a-14	10/10/0/1
64	Mike Pannel	DT	6-4	332	24	2	Colorado State-Pueblo	FA-14	11/3/0/0
65	Lane Taylor	G	6-3	324	26	3	Oklahoma State	FA-13	0/0/2/9
67	Don Barclay	T/G	6-4	305	26	4	West Virginia	FA-12	11/3/0/0
69	David Bakhtiari	T	6-4	310	24	3	Colorado	D4a-13	11/11/0/0
70	T.J. Lang	G	6-4	318	28	7	Eastern Michigan	D4-09	11/11/0/0
71	Josh Sitton	G	6-3	318	29	8	Central Florida	D4b-08	11/11/0/0
73	JC Tretter	C/G	6-4	307	24	3	Cornell	D4b-13	11/1/0/0
75	Bryan Bulaga	T	6-5	314	26	6	Iowa	D1-10	8/8/0/3
76	Mike Daniels	DT	6-0	310	26	4	Iowa	D4a-12	11/11/0/0
79	Josh Walker	G	6-5	328	24	1	Middle Tennessee State	FA-14	10/0/0/1
80	Justin Perillo	TE	6-3	250	24	2	Maine	FA-14	6/0/0/0
82	Richard Rodgers	TE	6-4	257	23	2	California	D3b-14	11/11/0/0
83	Jeff Janis	WR	6-3	219	24	2	Saginaw Valley State	D7-14	11/0/0/0
84	Jared Abbrederis	WR	6-1	195	24	2	Wisconsin	D5b-14	5/0/1/2
86	Kennard Backman	TE	6-3	245	22	R	Alabama-Birmingham	D6c-15	4/0/1/6
88	Ty Montgomery	WR	6-0	216	22	R	Stanford	D3-15	6/3/0/5
89	James Jones	WR	6-1	208	31	9	San Jose State	FA-15	11/10/0/0
90	B.J. Raji	DT	6-2	337	29	7	Boston College	D1a-09	10/10/0/1
91	Jayrone Elliott	LB	6-3	255	24	2	Toledo	FA-14	11/0/0/0
95	Datone Jones	DE	6-4	285	25	3	UCLA	D1-13	10/0/0/0
96	Mike Neal	LB	6-3	262	28	6	Purdue	D2-10	11/10/0/0
98	Letroy Guion	DT	6-4	322	28	8	Florida State	FA-14	8/4/0/0

### INJURED RESERVE

28	Sean Richardson	S	6-2	216	25	4	Vanderbilt	FA-12	3/1/0/2
58	Sam Barrington	LB	6-1	240	25	3	South Florida	D7c-13	1/1/0/0
59	Jermauria Rasco	LB	6-3	252	23	R	Louisiana State	FA-15	0/0/0/0
87	Jordy Nelson	WR	6-3	217	30	8	Kansas State	D2a-08	0/0/0/0
93	Josh Boyd	DT	6-3	310	26	3	Mississippi State	D5b-13	2/0/0/0

### INJURED RESERVE/DESIGNATED FOR RETURN

81	Andrew Quarless	TE	6-4	252	27	6	Penn State	D5a-10	3/0/0/0
----	-----------------	----	-----	-----	----	---	------------	--------	---------

### PRACTICE SQUAD

19	Ed Williams	WR	6-0	196	24	R	Fort Hays State	FA-15	0/0/0/0
31	Robertson Daniel	CB	6-1	205	25	R	Brigham Young	FA-15	0/0/0/0
38	John Crockett	RB	6-0	217	23	R	North Dakota State	FA-15	0/0/0/0
41	Kyle Sebetic	DB	6-0	197	24	1	Dayton	FA-15	0/0/0/0
54	Carl Bradford	LB	6-1	248	23	2	Arizona State	D4-14	0/0/0/0
60	Jeremy Vujnovich	T	6-5	300	25	1	Louisiana College	FA-14	0/0/0/0
74	Matt Rotheram	G	6-5	325	23	R	Pittsburgh	FA-15	0/0/0/0
77	B.J. McBryde	DE	6-5	303	24	R	Connecticut	FA-15	0/0/0/0
85	Mitchell Henry	TE	6-4	252	22	R	Western Kentucky	FA-15	0/0/0/0
97	Christian Ringo	DT	6-1	298	23	R	Louisiana-Lafayette	D6b-15	0/0/0/0

## 2015 REGULAR-SEASON STATISTICS

	Packers	Opponents
<b>TOTAL FIRST DOWNS</b> .....	<b>216</b>	<b>219</b>
Rushing.....	67	66
Passing.....	119	139
Penalty.....	30	14
3rd Down: Made/Att.....	49/137	60/155
3rd Down Pct.....	35.8	38.7
4th Down: Made/Att.....	5/10	7/13
4th Down Pct.....	50.0	53.8
<b>POSSESSION AVG.</b> .....	<b>29:20</b>	<b>30:40</b>
<b>TOTAL NET YARDS</b> .....	<b>3784</b>	<b>3976</b>
Avg. Per Game.....	344.0	361.5
Total Plays.....	704	720
Avg. Per Play.....	5.4	5.5
<b>NET YARDS RUSHING</b> .....	<b>1273</b>	<b>1241</b>
Avg. Per Game.....	115.7	112.8
Total Rushes.....	288	297
<b>NET YARDS PASSING</b> .....	<b>2511</b>	<b>2735</b>
Avg. Per Game.....	228.3	248.6
Sacked/Yards Lost.....	26/173	30/185
Gross Yards.....	2684	2920
Att./Completions.....	390/236	393/233
Completion Pct.....	60.5	59.3
<b>HAD INTERCEPTED</b> .....	<b>4</b>	<b>11</b>
<b>PUNTS/AVERAGE</b> .....	<b>55/42.3</b>	<b>55/43.2</b>
Net Punting Avg.....	55/38.5	55/39.3
<b>PENALTIES/YARDS</b> .....	<b>70/594</b>	<b>80/718</b>
<b>FUMBLES/BALL LOST</b> .....	<b>13/4</b>	<b>12/3</b>
<b>TOUCHDOWNS</b> .....	<b>29</b>	<b>24</b>
Rushing.....	4	10
Passing.....	24	14
Returns.....	1	0

SCORE BY PERIODS	Q1	Q2	Q3	Q4	OT	PTS
PACKERS	89	42	54	77	0	262
OPPONENTS	25	88	54	48	0	215

SCORING	TD	-Ru	-Pa	-Rt	K-PAT	FG	S	PTS
Mason Crosby.....	0	0	0	0	25/25	19/21	0	82
James Jones.....	7	0	7	0			0	44
Randall Cobb.....	6	0	6	0			0	36
Richard Rodgers.....	5	0	5	0			0	32
Eddie Lacy.....	3	2	1	0			0	18
James Starks.....	3	1	2	0			0	18
Ty Montgomery.....	2	0	2	0			0	12
John Kuhn.....	1	1	0	0			0	6
Justin Perillo.....	1	0	1	0			0	6
Quinten Rollins.....	1	0	0	1			0	6
Davante Adams.....	0	0	0	0			0	2
<b>PACKERS</b> .....	<b>29</b>	<b>4</b>	<b>24</b>	<b>1</b>	<b>25/25</b>	<b>19/21</b>	<b>0</b>	<b>262</b>
<b>OPPONENTS</b> .....	<b>24</b>	<b>10</b>	<b>14</b>	<b>0</b>	<b>19/22</b>	<b>16/20</b>	<b>1</b>	<b>215</b>

2-Pt Conversions: Adams, J. Jones, R. Rodgers, Packers 3-4, Opponents 1-2

**SACKS:** Julius Peppers 6, Clay Matthews 4.5, Mike Daniels 4, Nick Perry 3.5, Datone Jones 3, Mike Neal 2.5, Jayrone Elliott 2, Ha Ha Clinton-Dix 1, Nate Palmer 1, Quinten Rollins 1, Joe Thomas 1, B.J. Raji 0.5, PACKERS 30, OPPONENTS 26

RUSHING	No	Yds	Avg	Long	TD
Eddie Lacy.....	122	513	4.2	29	2
James Starks.....	108	429	4.0	65t	1
Aaron Rodgers.....	44	260	5.9	18	0
Randall Cobb.....	3	19	6.3	12	0
Alonzo Harris.....	4	19	4.8	16	0
Ty Montgomery.....	3	14	4.7	9	0
Richard Rodgers.....	1	11	11.0	11	0
John Kuhn.....	3	8	2.7	4	1
<b>PACKERS</b> .....	<b>288</b>	<b>1273</b>	<b>4.4</b>	<b>65t</b>	<b>4</b>
<b>OPPONENTS</b> .....	<b>297</b>	<b>1241</b>	<b>4.2</b>	<b>55</b>	<b>10</b>

PASSING	Att	Cmp	Yds	Cmp%	Yds/Att	TD	TD%	Int	Int%	Long	Sack/Lost	Rating
Aaron Rodgers.....	390	236	2684	60.5	6.88	24	6.2	4	1.0	65t	26/173	97.4
<b>PACKERS</b> .....	<b>390</b>	<b>236</b>	<b>2684</b>	<b>60.5</b>	<b>6.88</b>	<b>24</b>	<b>6.2</b>	<b>4</b>	<b>1.0</b>	<b>65t</b>	<b>26/173</b>	<b>97.4</b>
<b>OPPONENTS</b> .....	<b>393</b>	<b>233</b>	<b>2920</b>	<b>59.3</b>	<b>7.43</b>	<b>14</b>	<b>3.6</b>	<b>11</b>	<b>2.8</b>	<b>68</b>	<b>30/185</b>	<b>82.7</b>

RECEIVING	No	Yds	Avg	Long	TD
Randall Cobb.....	53	627	11.8	53t	6
Richard Rodgers.....	40	293	7.3	25	5
Davante Adams.....	32	322	10.1	40	0
James Jones.....	30	592	19.7	65t	7
James Starks.....	30	292	9.7	30	2
Ty Montgomery.....	15	136	9.1	31t	2
Eddie Lacy.....	15	132	8.8	26	1
Justin Perillo.....	9	94	10.4	24	1
Jared Abbrederis.....	4	57	14.3	32	0
John Kuhn.....	3	28	9.3	19	0
Jeff Janis.....	2	79	39.5	46	0
Andrew Quarless.....	2	14	7.0	7	0
Aaron Ripkowski.....	1	18	18.0	18	0
<b>PACKERS</b> .....	<b>236</b>	<b>2684</b>	<b>11.4</b>	<b>65t</b>	<b>24</b>
<b>OPPONENTS</b> .....	<b>233</b>	<b>2920</b>	<b>12.5</b>	<b>68</b>	<b>14</b>

INTERCEPTIONS	No	Yds	Avg	Long	TD
Quinten Rollins.....	2	48	24.0	45t	1
Sam Shields.....	2	15	7.5	15	0
Damarius Randall.....	2	4	2.0	4	0
Ha Ha Clinton-Dix.....	2	2	1.0	2	0
Clay Matthews.....	1	42	42.0	42	0
Jayrone Elliott.....	1	2	2.0	2	0
Micah Hyde.....	1	2	2.0	2	0
<b>PACKERS</b> .....	<b>11</b>	<b>115</b>	<b>10.5</b>	<b>45t</b>	<b>1</b>
<b>OPPONENTS</b> .....	<b>4</b>	<b>30</b>	<b>7.5</b>	<b>29</b>	<b>0</b>

PUNTING	No	Yds	Avg	Net	TB	In 20	LG	Blk
Tim Masthay.....	55	2329	42.3	38.5	3	15	56	0
<b>PACKERS</b> .....	<b>55</b>	<b>2329</b>	<b>42.3</b>	<b>38.5</b>	<b>3</b>	<b>15</b>	<b>56</b>	<b>0</b>
<b>OPPONENTS</b> .....	<b>55</b>	<b>2377</b>	<b>43.2</b>	<b>39.3</b>	<b>5</b>	<b>17</b>	<b>61</b>	<b>0</b>

PUNT RETURNS	Ret	FC	Yds	Avg	Long	TD
Micah Hyde.....	18	9	105	5.8	16	0
Randall Cobb.....	4	4	10	2.5	10	0
<b>PACKERS</b> .....	<b>22</b>	<b>13</b>	<b>115</b>	<b>5.2</b>	<b>16</b>	<b>0</b>
<b>OPPONENTS</b> .....	<b>30</b>	<b>7</b>	<b>153</b>	<b>5.1</b>	<b>23</b>	<b>0</b>

KICKOFF RETURNS	No	Yds	Avg	Long	TD
Micah Hyde.....	7	172	24.6	30	0
Ty Montgomery.....	7	218	31.1	46	0
Jeff Janis.....	4	165	41.3	70	0
Jared Abbrederis.....	2	52	26.0	30	0
John Kuhn.....	1	0	0.0	0	0
Aaron Ripkowski.....	1	0	0.0	0	0
JC Tretter.....	1	0	0.0	0	0
<b>PACKERS</b> .....	<b>23</b>	<b>607</b>	<b>26.4</b>	<b>70</b>	<b>0</b>
<b>OPPONENTS</b> .....	<b>27</b>	<b>714</b>	<b>26.4</b>	<b>104</b>	<b>0</b>

FIELD GOALS	1-19	20-29	30-39	40-49	50+
Mason Crosby.....	1/1	4/4	3/3	7/8	4/5
<b>PACKERS</b> .....	<b>1/1</b>	<b>4/4</b>	<b>3/3</b>	<b>7/8</b>	<b>4/5</b>
<b>OPPONENTS</b> .....	<b>0/0</b>	<b>5/5</b>	<b>3/3</b>	<b>4/5</b>	<b>4/7</b>

Crosby: (37G) (54G, 18G, 44G, 21G) (44G) (44N, 31G) (35G) (23G, 28G) (56G) () (44G, 52N) (42G, 47G, 40G, 42G, 52G) (22G, 50G)  
 Opponents: (28G, 50G, 44G) (54G) () (33G) (42G, 50B, 53N, 63N) (36G, 32G) (50G, 24G) (20G, 49G, 43N, 22G) (49G, 51G) () (21G)



## 2015 REGULAR-SEASON DEFENSIVE STATISTICS

Official totals – based on coaches' film review, through Nov. 26 vs. Chicago (press-box stats from last two games)

Player	Total			Sacks/	Int/	Fum	For	Pass
	Tackles	Solo	Asst	Yards	Yards	Rec	Fum	Def
Ha Ha Clinton-Dix	90	73	17	1.0/10.0	2/2	0	1	3
Nate Palmer	75	50	25	1.0/0.0	0/0	0	0	3
Clay Matthews	66	46	20	4.5/27.5	1/42	1	0	3
Casey Hayward	49	38	11	0.0/0.0	0/0	0	0	5
Mike Daniels	47	30	17	4.0/21.5	0/0	0	1	0
Micah Hyde	41	37	4	0.0/0.0	1/2	1	0	5
Damarius Randall	41	34	7	0.0/0.0	2/4	0	0	13
Sam Shields	36	31	5	0.0/0.0	2/15	1	0	11
Morgan Burnett	33	24	9	0.0/0.0	0/0	0	1	2
Mike Neal	29	19	10	2.5/16.5	0/0	0	1	0
Julius Peppers	27	21	6	6.0/25.0	0/0	0	1	0
Nick Perry	27	16	11	3.5/21.5	0/0	0	1	1
B.J. Raji	26	11	15	0.5/1.0	0/0	0	0	2
Mike Pennel	24	13	11	0.0/0.0	0/0	0	0	0
Letroy Guion	22	7	15	0.0/0.0	0/0	0	0	0
Joe Thomas	16	11	5	1.0/2.0	0/0	0	1	1
Datone Jones	15	11	4	3.0/32.0	0/0	0	0	2
Jayrone Elliott	13	11	2	2.0/17.0	1/2	0	1	1
Quinten Rollins	13	10	3	1.0/11.0	2/48	0	0	4
Jake Ryan	8	5	3	0.0/0.0	0/0	0	0	0
Demetri Goodson	5	4	1	0.0/0.0	0/0	0	0	1
Chris Banjo	4	4	0	0.0/0.0	0/0	0	0	1
Sean Richardson	2	2	0	0.0/0.0	0/0	0	0	1
Andy Mulumba	2	0	2	0.0/0.0	0/0	0	0	0
Sam Barrington	1	1	0	0.0/0.0	0/0	0	0	0
Josh Boyd	1	1	0	0.0/0.0	0/0	0	0	0
Bruce Gaston	1	1	0	0.0/0.0	0/0	0	0	0
<b>Totals</b>	<b>714</b>	<b>511</b>	<b>203</b>	<b>30.0/185.0</b>	<b>11/115</b>	<b>3</b>	<b>8</b>	<b>59</b>

### SPECIAL TEAMS

Player	TT	FR	FF
Chris Banjo	15	0	0
Jeff Janis	10	0	0
Jayrone Elliott	9	0	0
Joe Thomas	8	0	0
Aaron Ripkowski	7	0	0
Demetri Goodson	6	0	0
Micah Hyde	5	0	0
Quinten Rollins	5	0	0
Jake Ryan	5	0	0
John Kuhn	3	0	0
Ha Ha Clinton-Dix	2	0	0
Tim Masthay	2	0	0
Andy Mulumba	2	0	0
Nate Palmer	2	0	0
Damarius Randall	2	0	0
Sean Richardson	1	0	0
<b>Totals</b>	<b>84</b>	<b>0</b>	<b>0</b>

### BLOCKED KICKS

Player	PAT	FG	P
Datone Jones	0	1	0
<b>Totals</b>	<b>0</b>	<b>1</b>	<b>0</b>

### DEFENSIVE SCORING

Player	TD	Int		Safeties
		Ret	Ret	
Quinten Rollins	1	1	0	0
<b>Totals</b>	<b>1</b>	<b>1</b>	<b>0</b>	<b>0</b>

#### Defensive touchdowns (1):

Rollins — 45-yard INT return vs. St. Louis (10/11)

### MISCELLANEOUS TACKLES

Player	Tackles
T.J. Lang	2
Davante Adams	1
Randall Cobb	1
James Jones	1
Eddie Lacy	1
James Starks	1
JC Tretter	1
<b>Totals</b>	<b>8</b>





## ROSTER BY POSITION

### **QUARTERBACK (3)**

Brett Hundley  
Aaron Rodgers  
Scott Tolzien

### **FULLBACK (2)**

John Kuhn  
Aaron Ripkowski

### **RUNNING BACK (3)**

Alonzo Harris  
Eddie Lacy  
James Starks

### **WIDE RECEIVER (6)**

Jared Abbrederis  
Davante Adams  
Randall Cobb  
Jeff Janis  
James Jones  
Ty Montgomery

### **TIGHT END (3)**

Kennard Backman  
Justin Perillo  
Richard Rodgers

### **OFFENSIVE LINE (9)**

David Bakhtiari  
Don Barclay  
Bryan Bulaga  
T.J. Lang  
Corey Linsley  
Josh Sitton  
Lane Taylor  
JC Tretter  
Josh Walker

### **DEFENSIVE LINE (5)**

Mike Daniels  
Letroy Guion  
Datone Jones  
Mike Pannel  
B.J. Raji

### **LINEBACKER (9)**

Jayrone Elliott  
Clay Matthews  
Andy Mulumba  
Mike Neal  
Nate Palmer  
Julius Peppers  
Nick Perry  
Jake Ryan  
Joe Thomas

### **CORNERBACK (6)**

Demetri Goodson  
LaDarius Gunter  
Casey Hayward  
Damarius Randall  
Quinten Rollins  
Sam Shields

### **SAFETY (4)**

Chris Banjo  
Morgan Burnett  
Ha Ha Clinton-Dix  
Micah Hyde

### **SPECIALIST (3)**

Mason Crosby  
Brett Goode  
Tim Masthay

*Rookies and first-year players are underlined*

## PRONUNCIATION GUIDE

### PLAYERS

Jared Abbrederis . . . . . ab-bruh-DAIR-is  
Kennard Backman . . . . . kuh-NARD  
David Bakhtiari . . . . . bock-tee-R-ee  
Don Barclay . . . . . BAR-clay  
Bryan Bulaga . . . . . buh-LAH-guh  
Jayrone Elliott . . . . . jay-RONE  
Brett Goode . . . . . GEWD  
Letroy Guion . . . . . GUY-on  
LaDarius Gunter . . . . . luh-DAIR-ee-us  
Datone Jones . . . . . DAY-tone  
John Kuhn . . . . . KOON  
Tim Masthay . . . . . MASS-tay  
Andy Mulumba . . . . . moo-LOOM-bah

Mike Pannel . . . . . puh-NELL  
Justin Perillo . . . . . puh-RILL-oh  
Andrew Quarless . . . . . QUAR-liss  
B.J. Raji . . . . . RAH-jee  
Damarius Randall . . . . . duh-MAIR-ee-us  
Josh Sitton . . . . . SITT-en  
Scott Tolzien . . . . . toll-ZEEN

### COACHES

James Campen . . . . . KAMP-en  
Tom Clements . . . . . KLEMM-ints  
Jerry Fontenot . . . . . FON-tin-oh  
Mark Lovat . . . . . luh-VOTT  
Mike Solari . . . . . so-LARR-ee  
Mike Trgovac . . . . . TER-guh-vac



## OFFENSE

<b>WR:</b> 17 Davante Adams	89 James Jones	83 Jeff Janis
<b>LT:</b> 69 David Bakhtiari	67 Don Barclay	
<b>LG:</b> 71 Josh Sitton	65 Lane Taylor	
<b>C:</b> 63 Corey Linsley	73 JC Tretter	
<b>RG:</b> 70 T.J. Lang	<u>79 Josh Walker</u>	
<b>RT:</b> 75 Bryan Bulaga	67 Don Barclay	
<b>TE:</b> 82 Richard Rodgers	80 Justin Perillo	<u>86 Kennard Backman</u>
<b>WR:</b> 18 Randall Cobb	<u>88 Ty Montgomery</u>	84 Jared Abbrederis
<b>QB:</b> 12 Aaron Rodgers	16 Scott Tolzien	<u>7 Brett Hundley</u>
<b>RB:</b> 44 James Starks	27 Eddie Lacy	<u>46 Alonzo Harris</u>
<b>FB:</b> 30 John Kuhn	<u>22 Aaron Ripkowski</u>	

## DEFENSE

<b>DE:</b> 98 Letroy Guion	95 Datone Jones	
<b>NOSE:</b> 90 B.J. Raji	64 Mike Pannel	
<b>DT:</b> 76 Mike Daniels	64 Mike Pannel	
<b>LOLB:</b> 52 Clay Matthews	96 Mike Neal	91 Jayrone Elliott
<b>BLB:</b> 51 Nate Palmer	<u>47 Jake Ryan</u>	<u>48 Joe Thomas</u>
<b>MLB:</b> <u>47 Jake Ryan</u>	52 Clay Matthews	
<b>ROLB:</b> 56 Julius Peppers	53 Nick Perry	55 Andy Mulumba
<b>LCB:</b> 29 Casey Hayward	<u>23 Damarious Randall</u>	39 Demetri Goodson
<b>RCB:</b> 37 Sam Shields	<u>24 Quinten Rollins</u>	<u>36 LaDarius Gunter</u>
<b>SS:</b> 42 Morgan Burnett	32 Chris Banjo	
<b>FS:</b> 21 Ha Ha Clinton-Dix	33 Micah Hyde	

## SPECIAL TEAMS

<b>K:</b> 2 Mason Crosby	8 Tim Masthay	
<b>P:</b> 8 Tim Masthay	2 Mason Crosby	
<b>H:</b> 8 Tim Masthay	18 Randall Cobb	
<b>PR:</b> 33 Micah Hyde	<u>88 Ty Montgomery</u>	18 Randall Cobb
<b>KR:</b> 83 Jeff Janis	84 Jared Abbrederis	33 Micah Hyde
		<u>88 Ty Montgomery</u>
<b>LS:</b> 61 Brett Goode	67 Don Barclay	80 Justin Perillo

## Rookies and first-year players are underlined ##

### COACH LOCATIONS

- **Coaches' Box:** Dom Capers (defensive coordinator), Luke Getsy (offensive quality control), Scott McCurley (assistant linebackers), David Raih (coaching administrator), John Rushing (defensive quality control), Mike Solari (assistant offensive line), Joe Whitt Jr. (secondary - cornerbacks).
- **Sideline:** Edgar Bennett (offensive coordinator), James Campen (offensive line), Tom Clements (associate head coach/offense), Jerry Fontenot (tight ends), Sam Gash (running backs), Jerry Montgomery (defensive front assistant), Winston Moss (associate head coach/linebackers), Darren Perry (secondary - safeties), Jason Simmons (assistant special teams), Mike Trgovac (defensive line), Alex Van Pelt (quarterbacks/ wide receivers), Ron Zook (special teams coordinator).

## HOW THE PACKERS WERE BUILT

Year	Record	Draft (34)	Waivers (1)	Free Agents (18)
2005	4-12	QB Aaron Rodgers D1		
2007	13-3	K Mason Crosby D6c	FB John Kuhn (Pit)	
2008	6-10	G Josh Sitton D4b		LS Brett Goode
2009	11-5	DT B.J. Raji D1a LB Clay Matthews D1b G T.J. Lang D4		
2010	10-6	T Bryan Bulaga D1 LB Mike Neal D2 S Morgan Burnett D3 RB James Starks D6		P Tim Masthay CB Sam Shields
2011	15-1	WR Randall Cobb D2		
2012	11-5	LB Nick Perry D1 CB Casey Hayward D2b DT Mike Daniels D4a		T/G Don Barclay
2013	8-7-1	DE Datone Jones D1 RB Eddie Lacy D2 T David Bakhtiari D4a C/G JC Tretter D4b DB Micah Hyde D5a LB Nate Palmer D6		S Chris Banjo LB Andy Mulumba G Lane Taylor QB Scott Tolzien
2014	12-4	S Ha Ha Clinton-Dix D1 WR Davante Adams D2 TE Richard Rodgers D3b C Corey Linsley D5a WR Jared Abbrederis D5b CB Demetri Goodson D6 WR Jeff Janis D7		LB Jayrone Elliott DT Letroy Guion DT Mike Pennel LB Julius Peppers TE Justin Perillo G Josh Walker
2015	7-4	CB Damarious Randall D1 CB Quinten Rollins D2 WR Ty Montgomery D3 LB Jake Ryan D4 QB Brett Hundley D5 FB Aaron Ripkowski D6a TE Kennard Backman D6c		CB LaDarius Gunter RB Alonzo Harris WR James Jones (D3-07) LB Joe Thomas (PS-Dal.)







# INDIVIDUAL STATISTICS, OFFENSE

		D.Adams					R.Cobb					J.Janis					J.Jones					T.Montgomery					R.Rodgers				
		No	Yds	Avg	Lg	TD	No	Yds	Avg	Lg	TD	No	Yds	Avg	Lg	TD	No	Yds	Avg	Lg	TD	No	Yds	Avg	Lg	TD	No	Yds	Avg	Lg	TD
9/13	at Chi	4	59	14.8	25	0	5	38	7.6	10	1	0	0	--	--	0	4	51	12.8	34	2	0	0	--	--	0	3	27	9.0	20	0
9/20	Sea	5	33	6.6	13	0	8	116	14.5	25	0	0	0	--	--	0	1	29	29.0	29t	1	4	37	9.3	17	0	3	23	7.7	9	1
9/28	KC	0	0	--	--	0	7	91	13.0	29	3	0	0	--	--	0	7	139	19.9	52	1	2	14	7.0	8t	1	2	15	7.5	8	0
10/4	at SF	(Inactive)					5	44	8.8	19	0	0	0	--	--	0	5	98	19.6	38	0	3	15	5.0	8	0	5	45	9.0	12	1
10/11	StL	(Inactive)					3	23	7.7	10	0	0	0	--	--	0	2	77	38.5	65t	1	4	59	14.8	31t	1	6	45	7.5	18	0
10/18	SD	(Inactive)					2	38	19.0	26	0	2	79	39.5	46	0	2	30	15.0	22	1	2	11	5.5	6	0	2	34	17.0	25	0
11/1	at Den	1	8	8.0	8	0	6	27	4.5	17	0	0	0	--	--	0	1	2	2.0	2	0	(Inactive)					2	16	8.0	11	0
11/8	at Car	7	93	13.3	40	0	4	99	24.8	53t	1	0	0	--	--	0	2	57	28.5	36	0	(Inactive)					5	19	3.8	7	2
11/15	Det	10	79	7.9	18	0	5	53	10.6	20	0	0	0	--	--	0	0	0	--	--	0	(Inactive)					5	32	6.4	21	1
11/22	at Min	3	36	12.0	16	0	2	24	12.0	14	1	0	0	--	--	0	6	109	18.2	37	1	(Inactive)					3	7	2.3	5	0
11/26	Chi	2	14	7.0	8	0	6	74	12.3	32	0	0	0	--	--	0	0	0	--	--	0	(Inactive)					4	30	7.5	13	0
12/3	at Det																														
12/13	Dal																														
12/20	at Oak																														
12/27	at Ari																														
1/3	Min																														
<b>SEASON</b>		<b>32</b>	<b>322</b>	<b>10.1</b>	<b>40</b>	<b>0</b>	<b>53</b>	<b>627</b>	<b>11.8</b>	<b>53t</b>	<b>6</b>	<b>2</b>	<b>79</b>	<b>39.5</b>	<b>46</b>	<b>0</b>	<b>30</b>	<b>592</b>	<b>19.7</b>	<b>65t</b>	<b>7</b>	<b>15</b>	<b>136</b>	<b>9.1</b>	<b>31t</b>	<b>2</b>	<b>40</b>	<b>293</b>	<b>7.3</b>	<b>25</b>	<b>5</b>
<b>CAREER</b>		<b>70</b>	<b>768</b>	<b>11.0</b>	<b>45</b>	<b>3</b>	<b>280</b>	<b>3676</b>	<b>13.1</b>	<b>70t</b>	<b>31</b>	<b>4</b>	<b>95</b>	<b>23.8</b>	<b>46</b>	<b>0</b>	<b>413</b>	<b>5563</b>	<b>13.5</b>	<b>83t</b>	<b>50</b>	<b>15</b>	<b>136</b>	<b>9.1</b>	<b>31t</b>	<b>2</b>	<b>60</b>	<b>518</b>	<b>8.6</b>	<b>43</b>	<b>7</b>

		A.Quarless					K.Backman					E.Lacy					J.Starks					A.Harris					J.Kuhn				
		No	Yds	Avg	Lg	TD	No	Yds	Avg	Lg	TD	No	Yds	Avg	Lg	TD	No	Yds	Avg	Lg	TD	No	Yds	Avg	Lg	TD	No	Yds	Avg	Lg	TD
9/13	at Chi	0	0	--	--	0	(Inactive)					2	14	7.0	9	0	0	0	--	--	0	(Inactive)					0	0	--	--	0
9/20	Sea	0	0	--	--	0	(Inactive)					0	0	--	--	0	4	11	2.8	6	0	(Inactive)					0	0	--	--	0
9/28	KC	2	14	7.0	7	0	(Inactive)					3	41	13.7	26	0	1	19	19.0	19	0	0	0	--	--	0	0	0	--	--	0
10/4	at SF	(Injured Reserve/DFR)					0	0	--	--	0	1	3	3.0	3	0	2	11	5.5	8	0	0	0	--	--	0	1	8	8.0	8	0
10/11	StL	(Injured Reserve/DFR)					0	0	--	--	0	1	8	8.0	8	0	3	29	9.7	19	0	0	0	--	--	0	0	0	--	--	0
10/18	SD	(Injured Reserve/DFR)					(Did Not Play)					2	17	8.5	12	0	1	5	5.0	5t	1	(Inactive)					2	20	10.0	19	0
11/1	at Den	(Injured Reserve/DFR)					(Inactive)					1	9	9.0	9	0	2	9	4.5	5	0	0	0	--	--	0	0	0	--	--	0
11/8	at Car	(Injured Reserve/DFR)					(Inactive)					0	0	--	--	0	6	83	13.8	30	1	0	0	--	--	0	0	0	--	--	0
11/15	Det	(Injured Reserve/DFR)					(Inactive)					(Inactive)					6	54	9.0	19	0	0	0	--	--	0	0	0	--	--	0
11/22	at Min	(Injured Reserve/DFR)					0	0	--	--	0	1	6	6.0	6	0	1	30	30.0	30	0	(Inactive)					0	0	--	--	0
11/26	Chi	(Injured Reserve/DFR)					0	0	--	--	0	4	34	8.5	25t	1	4	41	10.3	18	0	(Inactive)					0	0	--	--	0
12/3	at Det																														
12/13	Dal																														
12/20	at Oak																														
12/27	at Ari																														
1/3	Min																														
<b>SEASON</b>		<b>2</b>	<b>14</b>	<b>7.0</b>	<b>7</b>	<b>0</b>	<b>0</b>	<b>0</b>	<b>0.0</b>	<b>0</b>	<b>0</b>	<b>15</b>	<b>132</b>	<b>8.8</b>	<b>26</b>	<b>1</b>	<b>30</b>	<b>292</b>	<b>9.7</b>	<b>30</b>	<b>2</b>	<b>0</b>	<b>0</b>	<b>--</b>	<b>--</b>	<b>0</b>	<b>3</b>	<b>28</b>	<b>9.3</b>	<b>19</b>	<b>0</b>
<b>CAREER</b>		<b>87</b>	<b>923</b>	<b>10.6</b>	<b>34</b>	<b>6</b>	<b>0</b>	<b>0</b>	<b>0.0</b>	<b>0</b>	<b>0</b>	<b>92</b>	<b>816</b>	<b>8.9</b>	<b>67</b>	<b>5</b>	<b>93</b>	<b>783</b>	<b>8.4</b>	<b>30</b>	<b>3</b>	<b>0</b>	<b>0</b>	<b>--</b>	<b>--</b>	<b>0</b>	<b>79</b>	<b>544</b>	<b>6.9</b>	<b>32</b>	<b>8</b>

		A.Ripkowski					J.Perillo					J.Abbrederis				
		No	Yds	Avg	Lg	TD	No	Yds	Avg	Lg	TD	No	Yds	Avg	Lg	TD
9/13	at Chi	0	0	--	--	0	(Practice Squad)					(Practice Squad)				
9/20	Sea	0	0	--	--	0	(Practice Squad)					(Practice Squad)				
9/28	KC	0	0	--	--	0	(Practice Squad)					(Practice Squad)				
10/4	at SF	0	0	--	--	0	(Practice Squad)					(Practice Squad)				
10/11	StL	0	0	--	--	0	(Practice Squad)					(Practice Squad)				
10/18	SD	0	0	--	--	0	1	21	21.0	21	0	0	0	--	--	0
11/1	at Den	0	0	--	--	0	1	6	6.0	6	0	0	0	--	--	0
11/8	at Car	1	18	18.0	18	0	0	0	--	--	0	0	0	--	--	0
11/15	Det	0	0	--	--	0	5	58	11.6	24	1	4	57	14.3	32	0
11/22	at Min	0	0	--	--	0	0	0	--	--	0	(Inactive)				
11/26	Chi	0	0	--	--	0	2	9	4.5	5	0	(Inactive)				
12/3	at Det															
12/13	Dal															
12/20	at Oak															
12/27	at Ari															
1/3	Min															
<b>SEASON</b>		<b>1</b>	<b>18</b>	<b>18.0</b>	<b>18</b>	<b>0</b>	<b>9</b>	<b>94</b>	<b>10.4</b>	<b>24</b>	<b>1</b>	<b>4</b>	<b>57</b>	<b>14.3</b>	<b>32</b>	<b>0</b>
<b>CAREER</b>		<b>1</b>	<b>18</b>	<b>18.0</b>	<b>18</b>	<b>0</b>	<b>9</b>	<b>94</b>	<b>10.4</b>	<b>24</b>	<b>1</b>	<b>4</b>	<b>57</b>	<b>14.3</b>	<b>32</b>	<b>0</b>



# INDIVIDUAL STATISTICS, OFFENSE

## RUSHING

		E.Lacy										J.Starks										A.Rodgers									
		First Half					Second Half					First Half					Second Half					First Half					Second Half				
		No	Yds	Avg	Lg	TD	No	Yds	Avg	Lg	TD	No	Yds	Avg	Lg	TD	No	Yds	Avg	Lg	TD	No	Yds	Avg	Lg	TD	No	Yds	Avg	Lg	TD
9/13	at Chi	7	35	5.0	16	0	12	50	4.2	15	1	0	0	--	--	0	2	2	1.0	3	0	3	3	1.0	2	0	5	32	6.4	15	0
9/20	Sea	3	9	3.0	8	0	0	0	--	--	0	9	35	3.9	10	0	11	60	5.5	35	0	2	12	6.0	9	0	4	11	2.8	9	0
9/28	KC	6	34	5.7	13	0	4	12	3.0	9	0	9	26	2.9	11	0	8	6	0.8	3	0	2	16	8.0	11	0	0	0	--	--	0
10/4	at SF	9	35	3.9	10	0	9	55	6.1	15	0	2	7	3.5	6	0	7	21	3.0	5	0	2	16	8.0	12	0	1	17	17.0	17	0
10/11	StL	6	9	1.5	3	0	7	18	2.6	8	0	3	11	3.7	6	0	2	6	3.2	5	0	6	36	6.0	18	0	2	3	1.5	5	0
10/18	SD	2	3	1.5	3	0	2	0	0.0	3	0	4	89	22.3	65t	1	6	23	3.8	7	0	1	15	15.0	15	0	1	-1	-1.0	-1	0
11/1	at Den	8	35	4.4	15	1	3	3	1.0	3	0	2	4	2.0	4	0	3	5	1.7	3	0	1	14	14.0	14	0	1	17	17.0	17	0
11/8	at Car	4	3	0.8	3	0	1	7	7.0	7	0	6	29	4.8	15	0	4	10	2.5	4	0	2	9	4.5	6	0	2	13	6.5	8	0
11/15	Det	(Inactive)										9	27	3.0	9	0	6	15	2.5	5	0	2	8	4.0	9	0	0	0	--	--	0
11/22	at Min	5	33	6.6	27	0	17	67	3.9	9	0	7	13	1.9	9	0	1	1	1.0	1	0	0	3	6	2.0	8	0				
11/26	Chi	10	72	7.2	29	0	7	33	4.7	8	0	4	21	5.3	10	0	3	18	6.0	7	0	1	5	5.0	5	0	3	28	9.3	18	0
12/3	at Det																														
12/13	Dal																														
12/20	at Oak																														
12/27	at Ari																														
1/3	Min																														
<b>SEASON</b>		<b>60</b>	<b>268</b>	<b>4.5</b>	<b>29</b>	<b>1</b>	<b>62</b>	<b>245</b>	<b>4.0</b>	<b>15</b>	<b>1</b>	<b>55</b>	<b>262</b>	<b>4.8</b>	<b>65t</b>	<b>1</b>	<b>53</b>	<b>167</b>	<b>3.2</b>	<b>35</b>	<b>0</b>	<b>22</b>	<b>134</b>	<b>6.1</b>	<b>18</b>	<b>0</b>	<b>22</b>	<b>126</b>	<b>5.7</b>	<b>18</b>	<b>0</b>

## PASSING

		A.Rodgers																			
		First Half					Second Half														
		Att	Com	Pct	Yds	Sk/Yd	TD	Lg	Int	Rtng	Att	Com	Pct	Yds	Sk/Yd	TD	Lg	Int	Rtng		
9/13	at Chi	13	10	76.9	126	0/0	1	34	0	132.2	10	8	80.0	63	0/0	2	25	0	132.5		
9/20	Sea	20	14	70.0	151	1/7	1	29t	0	108.5	13	11	84.6	98	1/8	1	19	0	123.7		
9/28	KC	22	16	72.7	208	1/8	3	27t	0	141.7	13	8	61.5	125	0/0	2	52	0	133.0		
10/4	at SF	20	13	65.0	129	1/9	1	36	0	99.8	12	9	75.0	95	2/15	0	38	0	97.6		
10/11	StL	17	10	58.8	109	0/0	1	31t	2	57.8	13	9	69.2	132	2/5	1	65t	0	127.7		
10/18	SD	15	9	60.0	123	1/9	1	46	0	108.5	14	7	50.0	132	2/9	1	33	0	106.8		
11/1	at Den	12	8	66.7	37	0/0	0	11	0	70.5	10	6	60.0	40	3/27	0	17	0	68.8		
11/8	at Car	16	8	50.0	117	3/25	1	40	0	95.1	32	17	53.1	252	2/13	3	53t	1	97.4		
11/15	Det	23	15	65.2	114	2/8	0	18	0	77.1	38	20	52.6	219	1/0	2	32	0	87.5		
11/22	at Min	20	11	55.0	98	2/16	1	25	0	85.0	14	5	35.7	114	0/0	1	37	0	89.6		
11/26	Chi	22	13	59.1	115	1/10	1	25t	0	88.3	21	9	42.9	87	1/4	0	32	1	35.2		
12/3	at Det																				
12/13	Dal																				
12/20	at Oak																				
12/27	at Ari																				
1/3	Min																				
<b>SEASON</b>		<b>200</b>	<b>127</b>	<b>63.5</b>	<b>1327</b>	<b>12/92</b>	<b>11</b>	<b>46</b>	<b>2</b>	<b>96.8</b>	<b>190</b>	<b>109</b>	<b>57.4</b>	<b>1357</b>	<b>14/81</b>	<b>13</b>	<b>65t</b>	<b>2</b>	<b>98.1</b>		

## PASSING

		S.Tolzien																			
		First Half					Second Half														
		Att	Com	Pct	Yds	Sk/Yd	TD	Lg	Int	Rtng	Att	Com	Pct	Yds	Sk/Yd	TD	Lg	Int	Rtng		
9/13	at Chi	(Did Not Play)										(Did Not Play)									
9/20	Sea	(Did Not Play)										(Did Not Play)									
9/28	KC	(Did Not Play)										(Did Not Play)									
10/4	at SF	(Did Not Play)										(Did Not Play)									
10/11	StL	(Did Not Play)										(Did Not Play)									
10/18	SD	(Did Not Play)										(Did Not Play)									
11/1	at Den	(Did Not Play)										0	0	--	0	0/0	0	--	0	--	
11/8	at Car	(Did Not Play)										(Did Not Play)									
11/15	Det	(Did Not Play)										(Did Not Play)									
11/22	at Min	(Did Not Play)										(Did Not Play)									
11/26	Chi	(Did Not Play)										(Did Not Play)									
12/3	at Det	(Did Not Play)										(Did Not Play)									
12/13	Dal	(Did Not Play)										(Did Not Play)									
12/20	at Oak	(Did Not Play)										(Did Not Play)									
12/27	at Ari	(Did Not Play)										(Did Not Play)									
1/3	Min	(Did Not Play)										(Did Not Play)									
<b>SEASON</b>		<b>0</b>	<b>0</b>	<b>--</b>	<b>0</b>	<b>0/0</b>	<b>0</b>	<b>--</b>	<b>0</b>	<b>--</b>	<b>0</b>	<b>0</b>	<b>--</b>	<b>0</b>	<b>0/0</b>	<b>0</b>	<b>--</b>	<b>0</b>	<b>--</b>		

# INDIVIDUAL STATISTICS, OFFENSE

## RECEIVING D.Adams

		First Half					Second Half						
		No	Yds	Avg	Lg	TD	No	Yds	Avg	Lg	TD		
9/13	at Chi	2	28	14.0	21	0	2	31	15.5	25	0		
9/20	Sea	4	27	6.8	13	0	1	6	6.0	6	0		
9/28	KC	0	0	--	--	0	0	0	--	--	0		
10/4	at SF	(Inactive)					(Inactive)						
10/11	StL	(Inactive)					(Inactive)						
10/18	SD	(Inactive)					(Inactive)						
11/1	at Den	1	8	8.0	8	0	0	0	--	--	0		
11/8	at Car	3	57	19.0	40	0	4	36	9.0	21	0		
11/15	Det	7	55	7.9	18	0	3	24	8.0	12	0		
11/22	at Min	2	20	10.0	11	0	1	16	16.0	16	0		
11/26	Chi	1	6	6.0	6	0	1	8	8.0	8	0		
12/3	at Det												
12/13	Dal												
12/20	at Oak												
12/27	at Ari												
1/3	Min												
<b>SEASON</b>		<b>20</b>	<b>201</b>	<b>10.1</b>	<b>40</b>	<b>0</b>	<b>12</b>	<b>121</b>	<b>10.1</b>	<b>25</b>	<b>0</b>		

## R.Cobb

		First Half					Second Half						
		No	Yds	Avg	Lg	TD	No	Yds	Avg	Lg	TD		
9/13		2	14	7.0	10	0	3	24	8.0	10	1		
9/20		5	76	15.2	25	0	3	40	13.3	19	0		
9/28		4	54	13.5	27	1	3	37	12.3	29	2		
10/4		4	41	10.3	19	0	1	3	3.0	3	0		
10/11		2	17	8.5	10	0	1	6	6.0	6	0		
10/18		1	12	12.0	12	0	1	26	26.0	26	0		
11/1		4	7	1.8	7	0	2	20	10.0	17	0		
11/8		1	18	18.0	18	0	3	81	27.0	53t	1		
11/15		3	20	6.7	11	0	2	33	16.5	20	0		
11/22		2	24	12.0	14	1	0	0	--	--	0		
11/26		5	42	8.4	23	0	1	32	32.0	32	0		
12/3													
12/13													
12/20													
12/27													
1/3													
<b>SEASON</b>		<b>33</b>	<b>325</b>	<b>9.8</b>	<b>27</b>	<b>2</b>	<b>20</b>	<b>302</b>	<b>15.1</b>	<b>53t</b>	<b>4</b>		

## J.Kuhn

		First Half					Second Half						
		No	Yds	Avg	Lg	TD	No	Yds	Avg	Lg	TD		
9/13		0	0	--	--	0	0	0	--	--	0		
9/20		0	0	--	--	0	0	0	--	--	0		
9/28		0	0	--	--	0	0	0	--	--	0		
10/4		0	0	--	--	0	1	8	8.0	8	0		
10/11		0	0	--	--	0	0	0	--	--	0		
10/18		1	1	1.0	1	0	1	19	19.0	19	0		
11/1		0	0	--	--	0	0	0	--	--	0		
11/8		0	0	--	--	0	0	0	--	--	0		
11/15		0	0	--	--	0	0	0	--	--	0		
11/22		0	0	--	--	0	0	0	--	--	0		
11/26		0	0	--	--	0	0	0	--	--	0		
12/3													
12/13													
12/20													
12/27													
1/3													
<b>SEASON</b>		<b>1</b>	<b>1</b>	<b>1.0</b>	<b>1</b>	<b>0</b>	<b>2</b>	<b>27</b>	<b>13.5</b>	<b>19</b>	<b>0</b>		

## RECEIVING J.Jones

		First Half					Second Half						
		No	Yds	Avg	Lg	TD	No	Yds	Avg	Lg	TD		
9/13	at Chi	3	50	16.7	34	1	1	1	1.0	1t	1		
9/20	Sea	1	29	29.0	29t	1	0	0	--	--	0		
9/28	KC	4	68	17.0	27t	1	3	71	23.7	52	0		
10/4	at SF	3	49	16.3	36	0	2	49	24.5	38	0		
10/11	StL	0	0	--	--	0	2	77	38.5	65t	1		
10/18	SD	1	22	22.0	22	0	1	8	8.0	8t	1		
11/1	at Den	0	0	--	--	0	1	2	2.0	2	0		
11/8	at Car	1	21	21.0	21	0	1	36	36.0	36	0		
11/15	Det	0	0	--	--	0	0	0	--	--	0		
11/22	at Min	3	41	13.7	25	0	3	68	22.7	37	1		
11/26	Chi	0	0	--	--	0	0	0	--	--	0		
12/3	at Det												
12/13	Dal												
12/20	at Oak												
12/27	at Ari												
1/3	Min												
<b>SEASON</b>		<b>16</b>	<b>280</b>	<b>17.5</b>	<b>36</b>	<b>3</b>	<b>14</b>	<b>312</b>	<b>22.3</b>	<b>65t</b>	<b>4</b>		

## T.Montgomery

		First Half					Second Half						
		No	Yds	Avg	Lg	TD	No	Yds	Avg	Lg	TD		
9/13		0	0	--	--	0	0	0	--	--	0		
9/20		0	0	--	--	0	4	37	9.3	17	0		
9/28		2	14	7.0	8t	1	0	0	--	--	0		
10/4		2	7	3.5	4	0	1	8	8.0	8	0		
10/11		3	48	16.0	31t	1	1	11	11.0	11	0		
10/18		2	11	5.5	6	0	0	0	--	--	0		
11/1		(Inactive)					(Inactive)						
11/8		(Inactive)					(Inactive)						
11/15		(Inactive)					(Inactive)						
11/22		(Inactive)					(Inactive)						
11/26		(Inactive)					(Inactive)						
12/3													
12/13													
12/20													
12/27													
1/3													
<b>SEASON</b>		<b>9</b>	<b>80</b>	<b>8.9</b>	<b>31t</b>	<b>2</b>	<b>6</b>	<b>56</b>	<b>9.3</b>	<b>17</b>	<b>0</b>		

## R.Rodgers

		First Half					Second Half						
		No	Yds	Avg	Lg	TD	No	Yds	Avg	Lg	TD		
9/13		2	25	12.5	20	0	1	2	2.0	2	0		
9/20		1	9	9.0	9	0	2	14	7.0	9	1		
9/28		1	7	7.0	7	0	1	8	8.0	8	0		
10/4		2	21	10.5	12	1	3	24	8.0	9	0		
10/11		3	18	6.0	12	0	3	27	9.0	18	0		
10/18		0	0	--	--	0	2	34	17.0	25	0		
11/1		2	16	8.0	11	0	0	0	--	--	0		
11/8		2	3	1.5	2	1	3	16	5.3	7	1		
11/15		1	0	0.0	0	0	4	32	8.0	21	1		
11/22		3	7	2.3	5	0	0	0	--	--	0		
11/26		1	13	13.0	13	0	3	17	5.7	12	0		
12/3													
12/13													
12/20													
12/27													
1/3													
<b>SEASON</b>		<b>18</b>	<b>119</b>	<b>6.6</b>	<b>20</b>	<b>2</b>	<b>22</b>	<b>174</b>	<b>7.9</b>	<b>25</b>	<b>3</b>		

## RECEIVING A.Quarless

		First Half					Second Half						
		No	Yds	Avg	Lg	TD	No	Yds	Avg	Lg	TD		
9/13	at Chi	0	0	--	--	0	0	0	--	--	0		
9/20	Sea	0	0	--	--	0	0	0	--	--	0		
9/28	KC	2	14	7.0	7	0	0	0	--	--	0		
10/4	at SF	(Injured Reserve/DFR)					(Injured Reserve/DFR)						
10/11	StL	(Injured Reserve/DFR)					(Injured Reserve/DFR)						
10/18	SD	(Injured Reserve/DFR)					(Injured Reserve/DFR)						
11/1	at Den	(Injured Reserve/DFR)					(Injured Reserve/DFR)						
11/8	at Car	(Injured Reserve/DFR)					(Injured Reserve/DFR)						
11/15	Det	(Injured Reserve/DFR)					(Injured Reserve/DFR)						
11/22	at Min	(Injured Reserve/DFR)					(Injured Reserve/DFR)						
11/26	Chi	(Injured Reserve/DFR)					(Injured Reserve/DFR)						
12/3	at Det												
12/13	Dal												
12/20	at Oak												
12/27	at Ari												
1/3	Min												
<b>SEASON</b>		<b>2</b>	<b>14</b>	<b>7.0</b>	<b>7</b>	<b>0</b>	<b>0</b>	<b>0</b>	<b>--</b>	<b>--</b>	<b>0</b>		

## E.Lacy

		First Half					Second Half						
		No	Yds	Avg	Lg	TD	No	Yds	Avg	Lg	TD		
9/13		1	9	9.0	9	0	1	5	5.0	5	0		
9/20		0	0	--	--	0	0	0	--	--	0		
9/28		2	32	16.0	26	0	1	9	9.0	9	0		
10/4		1	3	3.0	3	0	0	0	--	--	0		
10/11		0	0	--	--	0	1	8	8.0	8	0		
10/18		1	5	5.0	5	0	1	12	12.0	12	0		
11/1		0	0	--	--	0	1	9	9.0	9	0		
11/8		0	0	--	--	0	0	0	--	--	0		
11/15		(Inactive)					(Inactive)						
11/22		1	6	6.0	6	0	0	0	--	--	0		
11/26		4	34	8.5	25t	1	0	0	--	--	0		
12/3													
12/13													
12/20													
12/27													
1/3													
<b>SEASON</b>		<b>10</b>	<b>89</b>	<b>8.9</b>	<b>26</b>	<b>1</b>	<b>5</b>	<b>43</b>	<b>8.6</b>	<b>12</b>	<b>0</b>		

## J.Starks

		First Half					Second Half						
		No	Yds	Avg	Lg	TD	No	Yds	Avg	Lg	TD		
9/13		0	0	--	--	0	0	0	--	--	0		
9/20		3	10	3.3	6	0	1	1	1.0	1	0		
9/28		1	19	19.0	19	0	0	0	--	--	0		
10/4		1	8	8.0	8	0	1	3	3.0	3	0		

# INDIVIDUAL STATISTICS, DEFENSE

		C.Banjo					S.Barrington					J.Boyd					M.Burnett					H.Clinton-Dix					M.Daniels				
		UT	A	Sk	Int	PD	UT	A	Sk	Int	PD	UT	A	Sk	Int	PD	UT	A	Sk	Int	PD	UT	A	Sk	Int	PD	UT	A	Sk	Int	PD
9/13	at Chi	0	0	0-0	0-0	0	1	0	0-0	0-0	0	1	0	0-0	0-0	0	2	0	0-0	0-0	0	5	1	0-0	0-0	0	1	3	0-0	0-0	0
9/20	Sea	0	0	0-0	0-0	0	(Injured Reserve)					0	0	0-0	0-0	0	2	0	0-0	0-0	0	7	2	0-0	0-0	0	3	2	1-0	0-0	0
9/28	KC	2	0	0-0	0-0	1	(Injured Reserve)					0	0	0-0	0-0	0	(Inactive)					6	3	0-0	0-0	0	4	0	1.5-9.5	0-0	0
10/4	at SF	0	0	0-0	0-0	0	(Injured Reserve)					(Injured Reserve)					(Inactive)					7	1	0-0	0-0	0	0	3	0-0	0-0	0
10/11	StL	1	0	0-0	0-0	0	(Injured Reserve)					(Injured Reserve)					(Inactive)					8	1	0-0	1-0	1	9	1	0-0	0-0	0
10/18	SD	1	0	0-0	0-0	0	(Injured Reserve)					(Injured Reserve)					(Inactive)					9	0	0-0	0-0	1	2	1	0.5-4	0-0	0
11/1	at Den	0	0	0-0	0-0	0	(Injured Reserve)					(Injured Reserve)					1	3	0-0	0-0	0	4	1	0-0	0-0	0	1	0	0-0	0-0	0
11/8	at Car	0	0	0-0	0-0	0	(Injured Reserve)					(Injured Reserve)					6	3	0-0	0-0	2	3	4	0-0	0-0	0	4	0	0-0	0-0	0
11/15	Det	0	0	0-0	0-0	0	(Injured Reserve)					(Injured Reserve)					6	1	0-0	0-0	0	11	1	0-0	1-2	1	2	5	0-0	0-0	0
11/22	at Min	0	0	0-0	0-0	0	(Injured Reserve)					(Injured Reserve)					3	1	0-0	0-0	0	8	0	1-10	0-0	0	2	1	1-8	0-0	0
11/26	Chi	0	0	0-0	0-0	0	(Injured Reserve)					(Injured Reserve)					6	1	0-0	0-0	0	5	3	0-0	0-0	0	2	1	0-0	0-0	0
12/3	at Det																														
12/13	Dal																														
12/20	at Oak																														
12/27	at Ari																														
1/3	Min																														
<b>SEASON</b>		<b>4</b>	<b>0</b>	<b>0-0</b>	<b>0-0</b>	<b>1</b>	<b>1</b>	<b>0</b>	<b>0-0</b>	<b>0-0</b>	<b>0</b>	<b>1</b>	<b>0</b>	<b>0-0</b>	<b>0-0</b>	<b>0</b>	<b>24</b>	<b>9</b>	<b>0-0</b>	<b>0-0</b>	<b>2</b>	<b>73</b>	<b>17</b>	<b>1-10</b>	<b>2-2</b>	<b>3</b>	<b>30</b>	<b>17</b>	<b>4-21.5</b>	<b>0-0</b>	<b>0</b>
<b>CAREER</b>		<b>16</b>	<b>3</b>	<b>0-0</b>	<b>0-0</b>	<b>2</b>	<b>41</b>	<b>13</b>	<b>1-9</b>	<b>0-0</b>	<b>1</b>	<b>17</b>	<b>11</b>	<b>0-0</b>	<b>0-0</b>	<b>1</b>	<b>392</b>	<b>131</b>	<b>4.5-41</b>	<b>7-33</b>	<b>45</b>	<b>146</b>	<b>39</b>	<b>2-10</b>	<b>3-11</b>	<b>14</b>	<b>105</b>	<b>67</b>	<b>18-121.5</b>	<b>1-9</b>	<b>1</b>

		J.Elliott					B.Gaston					D.Goodson					L.Guion					L.Gunter					C.Hayward				
		UT	A	Sk	Int	PD	UT	A	Sk	Int	PD	UT	A	Sk	Int	PD	UT	A	Sk	Int	PD	UT	A	Sk	Int	PD	UT	A	Sk	Int	PD
9/13	at Chi	2	0	0-0	0-0	0	0	0	0-0	0-0	0	0	0	0-0	0-0	0	0	0	0-0	0-0	0	0	0	0-0	0-0	0	1	1	0-0	0-0	1
9/20	Sea	1	0	0-0	1-0	1	(Inactive)					0	0	0-0	0-0	0	0	0	0-0	0-0	0	0	0	0-0	0-0	0	2	1	0-0	0-0	0
9/28	KC	2	0	1-10	0-0	0	1	0	0-0	0-0	0	(Inactive)					0	0	0-0	0-0	0	0	0	0-0	0-0	0	4	1	0-0	0-0	0
10/4	at SF	1	0	1-7	0-0	0	(Not With Team)					(Inactive)					0	0	0-0	0-0	0	0	0	0-0	0-0	0	1	1	0-0	0-0	0
10/11	StL	3	1	0-0	0-0	0	(Practice Squad)					0	0	0-0	0-0	0	3	2	0-0	0-0	0	0	0	0-0	0-0	0	2	2	0-0	0-0	0
10/18	SD	0	0	0-0	0-0	0	(Not With Team)					0	0	0-0	0-0	0	0	5	0-0	0-0	0	0	0	0-0	0-0	0	5	0	0-0	0-0	0
11/1	at Den	0	0	0-0	0-0	0	(Not With Team)					0	0	0-0	0-0	1	0	3	0-0	0-0	0	0	0	0-0	0-0	0	8	3	0-0	0-0	2
11/8	at Car	0	0	0-0	0-0	0	(Not With Team)					4	1	0-0	0-0	0	1	2	0-0	0-0	0	0	0	0-0	0-0	0	2	1	0-0	0-0	1
11/15	Det	0	0	0-0	0-0	0	(Not With Team)					0	0	0-0	0-0	0	2	1	0-0	0-0	0	0	0	0-0	0-0	0	4	1	0-0	0-0	0
11/22	at Min	1	0	0-0	0-0	0	(Not With Team)					0	0	0-0	0-0	0	1	0	0-0	0-0	0	0	0	0-0	0-0	0	6	0	0-0	0-0	1
11/26	Chi	1	1	0-0	0-0	0	(Not With Team)					0	0	0-0	0-0	0	0	2	0-0	0-0	0	0	0	0-0	0-0	0	3	0	0-0	0-0	0
12/3	at Det																														
12/13	Dal																														
12/20	at Oak																														
12/27	at Ari																														
1/3	Min																														
<b>SEASON</b>		<b>11</b>	<b>2</b>	<b>2-17</b>	<b>1-0</b>	<b>1</b>	<b>1</b>	<b>0</b>	<b>0-0</b>	<b>0-0</b>	<b>0</b>	<b>4</b>	<b>1</b>	<b>0-0</b>	<b>0-0</b>	<b>1</b>	<b>7</b>	<b>15</b>	<b>0-0</b>	<b>0-0</b>	<b>0</b>	<b>0</b>	<b>0</b>	<b>0-0</b>	<b>0-0</b>	<b>0</b>	<b>38</b>	<b>11</b>	<b>0-0</b>	<b>0-0</b>	<b>5</b>
<b>CAREER</b>		<b>14</b>	<b>2</b>	<b>2-17</b>	<b>1-0</b>	<b>1</b>	<b>1</b>	<b>0</b>	<b>0-0</b>	<b>0-0</b>	<b>0</b>	<b>4</b>	<b>1</b>	<b>0-0</b>	<b>0-0</b>	<b>1</b>	<b>103</b>	<b>110</b>	<b>8.5-47</b>	<b>0-0</b>	<b>4</b>	<b>0</b>	<b>0</b>	<b>0-0</b>	<b>0-0</b>	<b>0</b>	<b>115</b>	<b>33</b>	<b>0-0</b>	<b>9-194</b>	<b>32</b>

		M.Hyde					D.Jones					C.Matthews					A.Mulumba					M.Neal					N.Palmer				
		UT	A	Sk	Int	PD	UT	A	Sk	Int	PD	UT	A	Sk	Int	PD	UT	A	Sk	Int	PD	UT	A	Sk	Int	PD	UT	A	Sk	Int	PD
9/13	at Chi	4	0	0-0	0-0	0	(Reserve/Suspended)					8	2	0-0	1-42	1	0	0	0-0	0-0	0	2	0	0-0	0-0	0	6	3	0-0	0-0	1
9/20	Sea	5	0	0-0	0-0	1	2	0	0-0	0-0	0	1	1	0-0	0-0	0	0	1	0-0	0-0	0	2	3	0-0	0-0	0	4	2	0-0	0-0	1
9/28	KC	2	1	0-0	0-0	1	2	0	0-0	0-0	0	4	1	2-8	0-0	0	0	0	0-0	0-0	0	1	1	.5-3.5	0-0	0	3	1	0-0	0-0	0
10/4	at SF	5	0	0-0	0-0	0	0	1	0-0	0-0	0	2	1	1-8	0-0	0	0	0	0-0	0-0	0	1	0	1-8	0-0	0	5	1	0-0	0-0	1
10/11	StL	5	0	0-0	1-2	2	0	0	0-0	0-0	0	2	3	1.5-11.5	0-0	0	0	0	0-0	0-0	0	2	1	0-0	0-0	0	4	1	0-0	0-0	0
10/18	SD	8	0	0-0	0-0	1	2	0	1-4	0-0	1	4	3	0-0	0-0	0	0	1	0-0	0-0	0	2	1	0.5-4	0-0	0	9	4	0-0	0-0	0
11/1	at Den	6	2	0-0	0-0	0	2	1	0-0	0-0	0	7	1	0-0	0-0	0	(Inactive)					3	0	0-0	0-0	0	6	2	0-0	0-0	0
11/8	at Car	1	0	0-0	0-0	0	0	0	0-0	0-0	0	4	3	0-0	0-0	0	(Inactive)					1	2	0-0	0-0	0	0	2	0-0	0-0	0
11/15	Det	1	1	0-0	0-0	0	0	0	0-0	0-0	0	4	3	0-0	0-0	2	(Inactive)					2	1	0-0	0-0	0	6	5	0-0	0-0	0
11/22	at Min	0	0	0-0	0-0	0	2	0	2-28	0-0	1	6	0	0-0	0-0	0	(Inactive)					1	1	.5-1	0-0	0	3	1	1-0	0-0	0
11/26	Chi			(Inactive)			1	2	0-0	0-0	0	4	2	0-0	0-0	0	(Inactive)					2	0	0-0	0-0	0	4	3	0-0	0-0	0
12/3	at Det																														
12/13	Dal																														
12/20	at Oak																														
12/27	at Ari																														
1/3	Min																														
<b>SEASON</b>		<b>37</b>	<b>4</b>	<b>0-0</b>	<b>1-2</b>	<b>5</b>	<b>11</b>	<b>4</b>	<b>3-32</b>	<b>0-0</b>	<b>2</b>	<b>46</b>	<b>20</b>	<b>4.5-27.5</b>	<b>1-42</b>	<b>3</b>	<b>0</b>	<b>2</b>	<b>0-0</b>	<b>0-0</b>	<b>0</b>	<b>19</b>	<b>10</b>	<b>25-165</b>	<b>0-0</b>	<b>0</b>	<b>50</b>	<b>25</b>	<b>1-0</b>	<b>0-0</b>	<b>3</b>
<b>CAREER</b>		<b>121</b>	<b>29</b>	<b>2-17</b>	<b>3-11</b>	<b>21</b>	<b>37</b>	<b>27</b>	<b>8-55</b>	<b>1-18</b>	<b>4</b>	<b>320</b>	<b>135</b>	<b>65.5-405</b>	<b>6-191</b>	<b>35</b>	<b>17</b>	<b>17</b>	<b>1-2</b>	<b>0-0</b>	<b>0</b>	<b>100</b>	<b>59</b>	<b>17.5-109.5</b>	<b>1-5</b>	<b>1</b>	<b>62</b>	<b>31</b>	<b>1-0</b>	<b>0-0</b>	<b>3</b>



## INDIVIDUAL STATISTICS, DEFENSE

	M.Pennel					J.Peppers					N.Perry					B.Raji					D.Randall					S.Richardson							
	UT	A	Sk	Int	PD	UT	A	Sk	Int	PD	UT	A	Sk	Int	PD	UT	A	Sk	Int	PD	UT	A	Sk	Int	PD	UT	A	Sk	Int	PD			
9/13	at	Chi	1	1	0-0	0-0	0	5	0	1.5-11	0-0	0	0	1	0-0	0-0	0	3	3	.5-2	0-0	0	1	1	0-0	0-0	2	2	0	0-0	0-0	0	
9/20		Sea	1	2	0-0	0-0	0	0	1	1-1	0-0	0	3	2	0-0	0-0	0	3	1	0-0	0-0	0	0	0	0-0	0-0	1	0	0	0-0	0-0	1	
9/28		KC	3	0	0-0	0-0	0	1	1	0-0	0-0	0	1	1	1-6	0-0	0	0	1	0-0	0-0	0	2	0	0-0	0-0	1						
10/4	at	SF	0	0	0-0	0-0	0	2	0	1-6	0-0	0	2	0	2-12	0-0	0	2	2	0-0	0-0	0	2	1	0-0	0-0	1	0	0	0-0	0-0	0	
10/11		StL	1	1	0-0	0-0	0	3	0	1-3	0-0	0	3	0	.5-3.5	0-0	0	2	2	0-0	0-0	0	3	1	0-0	0-0	0						
10/18		SD	2	1	0-0	0-0	0	1	1	1-3	0-0	0			(Inactive)					(Inactive)						6	0	0-0	0-0	2			
11/1	at	Den	3	2	0-0	0-0	0	1	1	0-0	0-0	0	1	2	0-0	0-0	0	0	3	0-0	0-0	1	6	3	0-0	1-0	2						
11/8	at	Car	1	0	0-0	0-0	0	2	1	0-0	0-0	0	5	2	0-0	0-0	1	0	1	0-0	0-0	0	5	0	0-0	1-4	2						
11/15		Det	0	2	0-0	0-0	0	4	0	0-0	0-0	0	1	0	0-0	0-0	0	0	2	0-0	0-0	1	2	0	0-0	0-0	1						
11/22	at	Min	0	1	0-0	0-0	0	1	1	.5-1	0-0	0	0	0	0-0	0-0	0	0	0	0-0	0-0	0	5	1	0-0	0-0	1						
11/26		Chi	1	1	0-0	0-0	0	1	0	0-0	0-0	0	0	3	0-0	0-0	0	1	0	0-0	0-0	0	2	0	0-0	0-0	0						
12/3	at	Det																															
12/13		Dal																															
12/20	at	Oak																															
12/27	at	Ari																															
1/3		Min																															
<b>SEASON</b>			<b>13</b>	<b>11</b>	<b>0-0</b>	<b>0-0</b>	<b>0</b>	<b>21</b>	<b>6</b>	<b>6-25</b>	<b>0-0</b>	<b>0</b>	<b>16</b>	<b>11</b>	<b>3.5-21.5</b>	<b>0-0</b>	<b>1</b>	<b>11</b>	<b>15</b>	<b>.5-2</b>	<b>0-0</b>	<b>2</b>	<b>34</b>	<b>7</b>	<b>0-0</b>	<b>2-4</b>	<b>13</b>	<b>2</b>	<b>0</b>	<b>0-0</b>	<b>0-0</b>	<b>1</b>	
<b>CAREER</b>			<b>20</b>	<b>22</b>	<b>0-0</b>	<b>0-0</b>	<b>0</b>	<b>568</b>	<b>224</b>	<b>131.5-793.5</b>	<b>11-293</b>	<b>63</b>	<b>77</b>	<b>45</b>	<b>12.5-99.5</b>	<b>0-0</b>	<b>4</b>	<b>130</b>	<b>123</b>	<b>11-67.5</b>	<b>0-0</b>	<b>9</b>	<b>34</b>	<b>7</b>	<b>0-0</b>	<b>2-4</b>	<b>13</b>	<b>25</b>	<b>6</b>	<b>0-0</b>	<b>0-0</b>	<b>2</b>	

	Q.Rollins					J.Ryan					S.Shields					J.Thomas																	
	UT	A	Sk	Int	PD	UT	A	Sk	Int	PD	UT	A	Sk	Int	PD	UT	A	Sk	Int	PD													
9/13	at	Chi	0	0	0-0	0-0	0	0	0	0-0	0-0	0	6	2	0-0	0-0	1			(Not With Team)													
9/20		Sea			(Inactive)								2	0	0-0	0-0	0			(Not With Team)													
9/28		KC	2	1	0-0	0-0	1	0	1	0-0	0-0	0	5	0	0-0	1-15	1	2	1	1-2	0-0	0											
10/4	at	SF	1	1	0-0	0-0	0			(Inactive)			2	1	0-0	1-0	1	2	0	0-0	0-0	0											
10/11		StL	2	0	0-0	2-48	2			(Inactive)			0	2	0-0	0-0	4	0	0	0-0	0-0	1											
10/18		SD	2	0	0-0	0-0	0	0	0	0-0	0-0	0	7	0	0-0	0-0	2	2	1	0-0	0-0	0											
11/1	at	Den	0	0	0-0	0-0	0	1	0	0-0	0-0	0	0	0	0-0	0-0	0	1	3	0-0	0-0	0											
11/8	at	Car			(Inactive)			4	2	0-0	0-0	0			(Inactive)			0	0	0-0	0-0	0											
11/15		Det	0	1	0-0	0-0	0	0	0	0-0	0-0	0	1	0	0-0	0-0	0	1	0	0-0	0-0	0											
11/22	at	Min	0	0	0-0	0-0	0	0	0	0-0	0-0	0	6	0	0-0	0-0	0	1	0	0-0	0-0	0											
11/26		Chi	3	0	1-11	0-0	1	0	0	0-0	0-0	0	2	0	0-0	0-0	2	2	0	0-0	0-0	0											
12/3	at	Det																															
12/13		Dal																															
12/20	at	Oak																															
12/27	at	Ari																															
1/3		Min																															
<b>SEASON</b>			<b>10</b>	<b>3</b>	<b>1-11</b>	<b>2-48</b>	<b>4</b>	<b>5</b>	<b>3</b>	<b>0-0</b>	<b>0-0</b>	<b>0</b>	<b>31</b>	<b>5</b>	<b>0-0</b>	<b>2-15</b>	<b>11</b>	<b>11</b>	<b>5</b>	<b>1-2</b>	<b>0-0</b>	<b>1</b>											
<b>CAREER</b>			<b>10</b>	<b>3</b>	<b>1-11</b>	<b>2-48</b>	<b>4</b>	<b>5</b>	<b>3</b>	<b>0-0</b>	<b>0-0</b>	<b>0</b>	<b>201</b>	<b>42</b>	<b>1-8</b>	<b>17-180</b>	<b>88</b>	<b>11</b>	<b>5</b>	<b>1-2</b>	<b>0-0</b>	<b>1</b>											

### DEFENSIVE FUMBLE STATISTICS

#### FORCED FUMBLES (8)

J.Elliott - (1) vs. Seattle, Sept. 20 (F.Jackson)  
M.Daniels - (1) vs. Kansas City, Sept. 28 (A. Smith)  
N.Perry - (1) vs. Kansas City, Sept. 28 (A. Smith)  
J.Thomas - (1) at San Francisco, Oct. 4 (V.McDonald)  
J.Peppers - (1) vs. St. Louis, Oct. 11 (N.Foles)  
M.Neal - (1) vs. San Diego, Oct. 18 (M.Gordon)  
H.Clinton-Dix - (1) vs. San Diego, Oct. 18 (M.Gordon)  
M.Burnett - (1) at Minnesota, Nov. 22 (A.Peterson)

#### FUMBLE RECOVERIES (3)

M.Hyde - (1) vs. Seattle, Sept. 20 (F.Jackson)  
C.Matthews - (1) vs. San Diego, Oct. 18 (M.Gordon)  
S.Shields - (1) at Minnesota, Nov. 22 (A.Peterson)

## INDIVIDUAL STATISTICS, DEFENSE

### QUARTERBACK SACKS (30-185)

9/13	at	Chicago:	(2-12)	J.Peppers 1.5-11, B.Raji .5-1
9/20		Seattle:	(2-1)	M.Daniels 1-0, J.Peppers 1-1
9/28		Kansas City:	(7-39)	C.Matthews 2-8, M.Daniels 1.5-9.5, J.Elliott 1-10, N.Perry 1-6, J.Thomas 1-2, M.Neal .5-3.5
10/4	at	San Francisco:	(6-41)	N.Perry 2-12, J.Elliott 1-7, C.Matthews 1-8, M.Neal 1-8, J.Peppers 1-6
10/11		St. Louis:	(3-18)	C.Matthews 1.5-11.5, J.Peppers 1-3, N.Perry .5-3.5
10/18		San Diego:	(3-15)	D.Jones 1-4, J.Peppers 1-3, M.Daniels .5-4, M.Neal .5-4
11/1	at	Denver:	(0-0)	None
11/8	at	Carolina:	(0-0)	None
11/15		Detroit:	(0-0)	None
11/22	at	Minnesota:	(6-48)	D.Jones 2-28, H.Clinton-Dix 1-10, M.Daniels 1-8, N.Palmer 1-0, M.Neal .5-2, J.Peppers .5-2
11/26		Chicago:	(1-11)	Q.Rollins 1-11
12/3	at	Detroit:		
12/13		Dallas:		
12/20	at	Oakland:		
12/27	at	Arizona:		
1/3		Minnesota:		

**SEASON TOTALS: (30-185) J.Peppers 6-25, C.Matthews 4.5-27.5, M.Daniels 4-21.5, N.Perry 3.5-21.5, D.Jones 3-32, M.Neal 2.5-16.5, J.Elliott 2-17, H.Clinton-Dix 1-10, N.Palmer 1-0, Q.Rollins 1-11, J.Thomas 1-2, B.Raji .5-1**

### QUARTERBACK HITS (62)

9/13	at	Chicago:	(3)	M.Daniels 1, C.Matthews 1, B.Raji 1
9/20		Seattle:	(2)	M.Daniels 1, D.Jones 1
9/28		Kansas City:	(2)	M.Daniels 1, C.Matthews 1
10/4	at	San Francisco:	(4)	D.Jones 2, M.Daniels 1, C.Matthews 1
10/11		St. Louis:	(14)	D.Jones 4, C.Matthews 3, J.Peppers 3, M.Daniels 2, L.Guion 1, M.Neal 1
10/18		San Diego:	(13)	C.Matthews 4, M.Daniels 2, M.Neal 2, M.Pennel 2, D.Jones 1, J.Peppers 1, J.Thomas 1
11/1	at	Denver:	(4)	M.Burnett 1, M.Daniels 1, C.Matthews 1, J.Peppers 1
11/8	at	Carolina:	(4)	M.Burnett 1, M.Daniels 1, M.Pennel 1, J.Thomas 1
11/15		Detroit:	(1)	M.Neal 1
11/22	at	Minnesota:	(11)	D.Jones 4, J.Peppers 2, H.Clinton-Dix 1, M.Daniels 1, C.Hayward 1, M.Neal 1, N.Palmer 1
11/26		Chicago:	(4)	J.Elliott 1, C.Matthews 1, Q.Rollins 1, J.Thomas 1
12/3	at	Detroit:		
12/13		Dallas:		
12/20	at	Oakland:		
12/27	at	Arizona:		
1/3		Minnesota:		

**SEASON TOTALS: (62) D.Jones 12, C.Matthews 12, M.Daniels 11, J.Peppers 7, M.Neal 5, M.Pennel 3, J.Thomas 3, M.Burnett 2, H.Clinton-Dix 1, J.Elliott 1, L.Guion 1, C.Hayward 1, N.Palmer 1, B.Raji 1, Q.Rollins 1**

### PASSES DEFENSED (59)

9/13	at	Chicago:	(6)	D.Randall 2, C.Hayward 1, C.Matthews 1, N.Palmer 1, S.Shields 1
9/20		Seattle:	(5)	J.Elliott 1, M.Hyde 1, N.Palmer 1, D.Randall 1, S.Richardson 1
9/28		Kansas City:	(5)	C.Banjo 1, M.Hyde 1, D.Randall 1, Q.Rollins 1, S.Shields 1
10/4	at	San Francisco:	(3)	N.Palmer 1, D.Randall 1, S.Shields 1
10/11		St. Louis:	(10)	S.Shields 4, M.Hyde 2, Q.Rollins 2, H.Clinton-Dix 1, J.Thomas 1
10/18		San Diego:	(7)	D.Randall 2, S.Shields 2, H.Clinton-Dix 1, M.Hyde 1, D.Jones 1
11/1	at	Denver:	(6)	C.Hayward 2, D.Randall 2, D.Goodson 1, B.Raji 1
11/8	at	Carolina:	(6)	M.Burnett 2, D.Randall 2, C.Hayward 1, N.Perry 1
11/15		Detroit:	(5)	C.Matthews 2, H.Clinton-Dix 1, B.Raji 1, D.Randall 1
11/22	at	Minnesota:	(3)	C.Hayward 1, D.Jones 1, D.Randall 1
11/26		Chicago:	(3)	S.Shields 2, Q.Rollins 1
12/3	at	Detroit:		
12/13		Dallas:		
12/20	at	Oakland:		
12/27	at	Arizona:		
1/3		Minnesota:		

**SEASON TOTALS: (59) D.Randall 13, S.Shields 11, C.Hayward 5, M.Hyde 5, Q.Rollins 4, H.Clinton-Dix 3, C.Matthews 3, N.Palmer 3, M.Burnett 2, D.Jones 2, B.Raji 2, C.Banjo 1, J.Elliott 1, D.Goodson 1, N.Perry 1, S.Richardson 1, J.Thomas 1**

# INDIVIDUAL STATISTICS, SPECIAL TEAMS

## PUNTING

		T.Masthay							
		No	Yds	Avg	TB	In20	Lg	Bk	Net
9/13	at Chi	2	97	48.5	1	0	54	0	33.0
9/20	Sea	3	139	46.3	0	0	49	0	39.0
9/28	KC	5	215	43.0	0	2	49	0	39.4
10/4	at SF	6	235	39.2	0	1	51	0	37.2
10/11	StL	4	191	47.8	2	0	53	0	36.8
10/18	SD	4	162	40.5	0	2	50	0	42.3
11/1	at Den	5	231	46.2	0	1	49	0	43.8
11/8	at Car	8	357	44.6	0	2	56	0	40.3
11/15	Det	9	372	41.3	0	3	55	0	37.0
11/22	at Min	4	152	38.0	0	2	50	0	38.0
11/26	Chi	5	178	35.6	0	2	45	0	34.2
12/3	at Det								
12/13	Dal								
12/20	at Oak								
12/27	at Ari								
1/3	Min								
<b>SEASON</b>		<b>55</b>	<b>2329</b>	<b>42.3</b>	<b>3</b>	<b>15</b>	<b>56</b>	<b>0</b>	<b>38.5</b>
<b>CAREER</b>		<b>364</b>	<b>16005</b>	<b>44.0</b>	<b>26</b>	<b>129</b>	<b>71</b>	<b>0</b>	<b>38.3</b>

## KICKING

		M.Crosby			Kickoffs			
		FG	PAT	Pts	No. Ret	TB	TB Pct	OB
9/13	at Chi	1/1	4/4	7	3	3	50.0	0
9/20	Sea	4/4	1/1	13	4	3	42.9	0
9/28	KC	1/1	5/5	8	4	3	42.9	0
10/4	at SF	1/2	2/2	5	1	3	75.0	0
10/11	StL	1/1	3/3	6	1	4	80.0	0
10/18	SD	2/2	3/3	9	3	3	50.0	0
11/1	at Den	1/1	1/1	4	0	3	100.0	0
11/8	at Car	0/0	3/3	3	2	3	60.0	0
11/15	Det	1/2	1/1	4	2	1	33.3	0
11/22	at Min	5/5	1/1	16	5	2	25.0	1
11/26	Chi	2/2	1/1	7	1	2	66.7	0
12/3	at Det							
12/13	Dal							
12/20	at Oak							
12/27	at Ari							
1/3	Min							
<b>SEASON</b>		<b>19/21</b>	<b>25/25</b>	<b>82</b>	<b>26</b>	<b>30</b>	<b>52.6</b>	<b>1</b>
<b>CAREER</b>		<b>231/289</b>	<b>426/430</b>	<b>1119</b>	<b>531</b>	<b>215</b>	<b>28.3</b>	<b>15</b>

### ADDITIONAL KICKOFFS:

T.Masthay 1-0 at Den (Nov. 1)

## ON-SIDE KICK RECOVERIES

### OWN KICKS (1/1)

Success - D.Randall vs. Det (Nov. 15)

### OPPONENT KICKS (0/2)

Failed - D.Adams at Chi (Sept. 13)

Failed - M.Hyde vs. KC (Sept. 28)

## KICKOFF RETURNS

		T.Montgomery					M.Hyde				
		No	Yds	Avg	Lg	TD	No	Yds	Avg	Lg	TD
9/13	at Chi	3	106	35.3	46	0	0	0	--	--	0
9/20	Sea	1	19	19.0	19	0	0	0	--	--	0
9/28	KC	2	64	32.0	36	0	0	0	--	--	0
10/4	at SF	0	0	--	--	0	0	0	--	--	0
10/11	StL	0	0	--	--	0	0	0	--	--	0
10/18	SD	1	29	29.0	29	0	0	0	--	--	0
11/1	at Den		(Inactive)				1	23	23.0	23	0
11/8	at Car		(Inactive)				3	71	23.7	30	0
11/15	Det		(Inactive)				3	78	26.0	30	0
11/22	at Min		(Inactive)				0	0	--	--	0
11/26	Chi		(Inactive)								0
12/3	at Det										
12/13	Dal										
12/20	at Oak										
12/27	at Ari										
1/3	Min										
<b>SEASON</b>		<b>7</b>	<b>218</b>	<b>31.1</b>	<b>46</b>	<b>0</b>	<b>7</b>	<b>172</b>	<b>24.6</b>	<b>30</b>	<b>0</b>
<b>CAREER</b>		<b>7</b>	<b>218</b>	<b>31.1</b>	<b>46</b>	<b>0</b>	<b>33</b>	<b>799</b>	<b>24.2</b>	<b>70</b>	<b>0</b>

**ADDITIONAL KICKOFF RETURNS:** J.Abbrederis 1-30 vs. SD (Oct. 18), 1-22 at Den (Nov. 1), J.Janis 2-83 at Min (Nov. 22), 2-82 vs. Chi (Nov. 26), J.Kuhn 1-0 vs. Chi (Nov. 26), A.Ripkowski 1-0 at Chi (Sept. 13), J.Tretter 1-0 vs. SD (Oct. 18)

## PUNT RETURNS

		T.Montgomery						M.Hyde					
		No	Yds	Avg	FC	Lg	TD	No	Yds	Avg	FC	Lg	TD
9/13	at Chi	0	0	--	0	--	0	0	0	--	0	--	0
9/20	Sea	0	0	--	0	--	0	0	0	--	4	--	0
9/28	KC	0	0	--	0	--	0	4	30	7.5	1	13	0
10/4	at SF	0	0	--	0	--	0	3	14	4.7	0	9	0
10/11	StL	0	0	--	0	--	0	2	9	4.5	1	9	0
10/18	SD	0	0	--	0	--	0	2	18	9.0	0	16	0
11/1	at Den		(Inactive)					1	9	9.0	9	9	0
11/8	at Car		(Inactive)					4	18	4.5	1	15	0
11/15	Det		(Inactive)					2	7	3.5	1	6	0
11/22	at Min		(Inactive)					0	0	--	0	--	0
11/26	Chi		(Inactive)										0
12/3	at Det												
12/13	Dal												
12/20	at Oak												
12/27	at Ari												
1/3	Min												
<b>SEASON</b>		<b>0</b>	<b>0</b>	<b>--</b>	<b>0</b>	<b>--</b>	<b>0</b>	<b>18</b>	<b>105</b>	<b>5.8</b>	<b>9</b>	<b>16</b>	<b>0</b>
<b>CAREER</b>		<b>0</b>	<b>0</b>	<b>--</b>	<b>0</b>	<b>--</b>	<b>0</b>	<b>56</b>	<b>622</b>	<b>11.1</b>	<b>25</b>	<b>93t</b>	<b>3</b>

### ADDITIONAL PUNT RETURNS:

R.Cobb 2-9 at Min (Nov. 22), 2-1 vs. Chi (Nov. 26)

## SPECIAL TEAMS FUMBLE STATISTICS

### FORCED FUMBLES (0)

### FUMBLE RECOVERIES (0)

## BLOCKED KICKS

### PACKERS (1)

### BLOCKED PUNTS

### BLOCKED FIELD GOALS

(1) vs. St. Louis, Oct. 11 (D.Jones)

### BLOCKED PATs

### OPPONENTS (0)



# DRIVE STATISTICS

## PACKERS SCORING DRIVES (game-by-game)

Date	Opponent	Plays	Yards	Time	Result	Qtr	Scoring Play	Quarterback
9/13	at Chicago	10	77	4:42	TD	1	A.Rodgers 13 pass to J.Jones	A.Rodgers
9/13	at Chicago	10	61	5:17	FG	2	M.Crosby 37 field goal	A.Rodgers
9/13	at Chicago	6	59	3:04	TD	3	A.Rodgers 1 pass to J.Jones	A.Rodgers
9/13	at Chicago	16	78	9:31	TD	4	A.Rodgers 5 pass to R.Cobb	A.Rodgers
9/13	at Chicago	4	48	1:46	TD	4	E.Lacy 2 run	A.Rodgers
9/20	vs. Seattle	10	80	4:15	TD	1	A.Rodgers 29 pass to J.Jones	A.Rodgers
9/20	vs. Seattle	4	7	1:55	FG	1	M.Crosby 54 field goal	A.Rodgers
9/20	vs. Seattle	6	79	1:14	FG	2	M.Crosby 18 field goal	A.Rodgers
9/20	vs. Seattle	8	54	3:36	FG	3	M.Crosby 44 field goal	A.Rodgers
9/20	vs. Seattle	10	80	6:16	TD	4	A.Rodgers 5 pass to R.Rodgers	A.Rodgers
9/20	vs. Seattle	9	34	4:54	FG	4	M.Crosby 21 field goal	A.Rodgers
9/28	vs. Kansas City	6	69	2:36	TD	1	A.Rodgers 8 pass to T.Montgomery	A.Rodgers
9/28	vs. Kansas City	10	89	5:51	TD	1	A.Rodgers 3 pass to R.Cobb	A.Rodgers
9/28	vs. Kansas City	9	51	5:47	FG	2	M.Crosby 44 field goal	A.Rodgers
9/28	vs. Kansas City	9	68	3:02	TD	2	A.Rodgers 27 pass to J.Jones	A.Rodgers
9/28	vs. Kansas City	1	4	0:04	TD	3	A.Rodgers 4 pass to R.Cobb	A.Rodgers
9/28	vs. Kansas City	8	80	3:46	TD	4	A.Rodgers 4 pass to R.Cobb	A.Rodgers
10/4	at San Francisco	12	80	5:58	TD	1	A.Rodgers 9 pass to R.Rodgers	A.Rodgers
10/4	at San Francisco	9	61	4:33	TD	3	J.Kuhn 1 run	A.Rodgers
10/4	at San Francisco	8	35	4:38	FG	3	M.Crosby 31 field goal	A.Rodgers
10/11	vs. St. Louis	6	56	1:48	TD	1	A.Rodgers 31 pass to T.Montgomery	A.Rodgers
10/11	vs. St. Louis	4	75	2:19	TD	3	A.Rodgers 65 pass to J.Jones	A.Rodgers
10/11	vs. St. Louis	7	30	2:20	FG	4	M.Crosby 35 field goal	A.Rodgers
10/18	vs. San Diego	8	87	3:44	TD	1	A.Rodgers 5 pass to J.Starks	A.Rodgers
10/18	vs. San Diego	4	85	1:26	TD	1	J.Starks 65 run	A.Rodgers
10/18	vs. San Diego	10	83	3:58	FG	2	M.Crosby 23 field goal	A.Rodgers
10/18	vs. San Diego	7	69	2:48	TD	3	A.Rodgers 8 pass to J.Jones	A.Rodgers
10/18	vs. San Diego	9	70	3:37	FG	4	M.Crosby 28 field goal	A.Rodgers
11/1	at Denver	10	80	4:48	TD	2	E.Lacy 2 run	A.Rodgers
11/1	at Denver	11	41	5:53	FG	3	M.Crosby 56 field goal	A.Rodgers
11/8	at Carolina	11	65	5:51	TD	1	A.Rodgers 1 pass to R.Rodgers	A.Rodgers
11/8	at Carolina	3	80	1:00	TD	3	A.Rodgers 53 pass to R.Cobb	A.Rodgers
11/8	at Carolina	6	79	1:28	TD	4	A.Rodgers 29 pass to J.Starks	A.Rodgers
11/8	at Carolina	8	72	2:38	TD	4	A.Rodgers 3 pass to R.Rodgers	A.Rodgers
11/15	vs. Detroit	12	57	4:54	FG	1	M.Crosby 44 field goal	A.Rodgers
11/15	vs. Detroit	11	78	4:05	TD	4	A.Rodgers 4 pass to R.Rodgers	A.Rodgers
11/15	vs. Detroit	8	73	1:25	TD	4	A.Rodgers 11 pass to J.Perillo	A.Rodgers
11/22	at Minnesota	13	56	5:35	FG	1	M.Crosby 42 field goal	A.Rodgers
11/22	at Minnesota	4	5	1:24	FG	1	M.Crosby 47 field goal	A.Rodgers
11/22	at Minnesota	6	45	2:18	FG	2	M.Crosby 40 field goal	A.Rodgers
11/22	at Minnesota	9	80	2:13	TD	2	A.Rodgers 10 pass to R.Cobb	A.Rodgers
11/22	at Minnesota	12	61	4:47	FG	3	M.Crosby 42 field goal	A.Rodgers
11/22	at Minnesota	7	80	2:46	TD	4	A.Rodgers 27 pass to J.Jones	A.Rodgers
11/22	at Minnesota	4	-1	0:23	FG	4	M.Crosby 52 field goal	A.Rodgers
11/26	vs. Chicago	5	49	1:44	TD	1	A.Rodgers 25 pass to E.Lacy	A.Rodgers
11/26	vs. Chicago	7	28	4:05	FG	2	M.Crosby 22 field goal	A.Rodgers
11/26	vs. Chicago	5	36	0:30	FG	2	M.Crosby 50 field goal	A.Rodgers

## Scoring-Drive Length

Length (minus)	Packers		Opponent	
	ID	FG	ID	FG
0—9	0	1	0	0
10—19	1	2	1	1
20—29	0	0	0	0
30—39	0	1	0	3
40—49	0	4	1	0
50—59	2	2	0	2
60—69	2	4	3	3
70—79	5	2	4	3
80—89	7	2	3	2
90—99	11	1	12	2
	0	0	0	0
<b>SEASON</b>	<b>28</b>	<b>19</b>	<b>24</b>	<b>16</b>

## Possessions at a glance

Reg. Season	No.	Avg. Snaps	*3-Plays & Out	Snaps/TD
Packers	128	5.5	33	24.3
Opponent	124	5.8	28	30

\*—less if turnover, no first downs or score

## Game-Opening Drives

Game		Packers			Opponent		
		Pts	FD	Yds	Pts	FD	Yds
9/13	at Chi	0	0	7	3	3	70
9/20	vs. Sea	7	5	80	0	0	-5
9/28	at KC	0	0	5	0	0	7
10/4	at SF	7	6	80	0	1	20
10/11	vs. StL	7	2	56	0	0	2
10/18	at SD	7	5	87	0	1	20
11/1	at Den	0	2	13	0	1	25
11/8	at Car	0	0	-7	3	3	68
11/15	vs. Det	3	4	57	0	0	-1
11/22	at Min	3	3	56	0	2	32
11/26	vs. Chi	0	1	37	0	0	7
12/3	at Det						
12/13	vs. Dal						
12/20	at Oak						
12/27	at Ari						
1/3	vs. Min						
<b>SEASON</b>		<b>34</b>	<b>28</b>	<b>471</b>	<b>6</b>	<b>11</b>	<b>245</b>

## Second-Half Opening Drives

Game		Packers			Opponent		
		Pts	FD	Yds	Pts	FD	Yds
9/13	at Chi	7	4	59	3	4	56
9/20	vs. Sea	0	0	-6	7	5	80
9/28	at KC	0	0	0	0	0	2
10/4	at SF	7	3	61	0	1	14
10/11	vs. StL	7	2	75	0	1	19
10/18	at SD	0	0	-1	7	3	79
11/1	at Den	3	3	41	7	3	80
11/8	at Car	7	2	80	0	0	2
11/15	vs. Det	0	0	2	6	1	1
11/22	at Min	3	4	61	0	1	22
11/26	vs. Chi	0	3	33	0	1	13
12/3	at Det						
12/13	vs. Dal						
12/20	at Oak						
12/27	at Ari						
1/3	vs. Min						
<b>SEASON</b>		<b>34</b>	<b>21</b>	<b>405</b>	<b>30</b>	<b>20</b>	<b>368</b>

# DRIVE STATISTICS

## YARDS-GAINED ANALYSIS

	1st Down . . . .			2nd Down . . . .			3rd Down . . . .			4th Down . . . .			Season . . . . .			By Quarter . . . . .				By Half . . . . .		
	Att	Yds	Avg	Att	Yds	Avg	Att	Yds	Avg	Att	Yds	Avg	Att	Yds	Avg	1st	2nd	3rd	4th	1st	2nd	OT
Packers	311	1398	4.5	246	1623	6.6	137	700	5.1	10	63	6.3	704	3784	5.4	1052	896	856	980	1948	1836	0
Opponents	317	1712	5.4	235	1193	5.1	155	1012	6.5	13	59	4.5	720	3976	5.5	734	1105	938	1199	1839	2137	0

## DRIVE ENGINEERING

QB	Drives		Drives ended by . . . . .				BLK	DOWN	TO	SAF	CLK	Points Yielded
	Started	TD	FG	MFG	PUNT							
A.Rodgers	128	28	19	2	55	0	4	8	1	11	255	
<b>Packers</b>	<b>128</b>	<b>28</b>	<b>19</b>	<b>2</b>	<b>55</b>	<b>0</b>	<b>4</b>	<b>8</b>	<b>1</b>	<b>11</b>	<b>255</b>	
<b>Opponents</b>	<b>124</b>	<b>24</b>	<b>16</b>	<b>4</b>	<b>55</b>	<b>0</b>	<b>6</b>	<b>14</b>	<b>0</b>	<b>5</b>	<b>215</b>	

## RED-ZONE EFFICIENCY

	Packers	Opponent
Times Penetrated Opponent 20 . . . . .	32	35
Total Scores . . . . .	29	29
Touchdowns . . . . .	19	20
Field Goals-Attempts . . . . .	10-11	9-9
Touchdown Percentage . . . . .	.594	.571
Scoring Percentage . . . . .	.906	.829
Turnovers . . . . .	1	2
Downs . . . . .	1	4
Missed Field Goals . . . . .	1	0
Time Ran Out . . . . .	0	0
Ended Not Trying To Score . . . . .	0	0
Scores From Outside The 20 . . . . .	18	11
Touchdowns . . . . .	9	4
Field Goals . . . . .	9	7

## AVERAGE FIELD POSITION

	Packers	Opponent
Drives Started . . . . .	128	124
Average Field Position . . . . .	GB27	OPP27
Drives Started in Plus Territory . . . . .	15	10
Scores . . . . .	10	3
Touchdowns . . . . .	3	2
Field Goals . . . . .	7	1
Missed Field Goals . . . . .	1	2
Punts . . . . .	2	4
Turnovers . . . . .	1	1
Turnover on Downs . . . . .	0	0
Ran Out Clock . . . . .	0	0
Did Not Attempt to Score . . . . .	1	0
Drives Started Inside Own 20 . . . . .	31	27

## GOAL-TO-GO SITUATIONS

	Summary . . . . .						GTG Plays . . . . .				
	Total	TD	Pct	FG	MFG	TO	CLK	DOWN	Plays	TD	Pct
Packers	21	14	.667	5	0	1	0	1	58	14	.241
Opponents	22	15	.682	3	0	2	0	2	62	15	.242

## 2015 SUPERLATIVES

### LONGEST RETURNS

#### Packers

Type	Yards	Opp. Date	Player
Kickoff	70	at Min, Nov. 22	J.Janis
Kickoff	64	vs. Chi, Nov. 26	J.Janis
Kickoff	46	at Chi, Sept. 13	T.Montgomery
Interception	45t	vs. StL, Oct. 11	Q.Rollins
Interception	42	at Chi, Sept. 13	C.Matthews

No. of returns 20-plus yards in length: 14  
 No. of returns 40-plus yards in length: 6

#### Opponent

Type	Yards	Opp. Date	Player
Kickoff	104	vs. Det, Nov. 15	A.Abdullah
Kickoff	54	vs. KC, Sept. 28	K.Davis
Kickoff	52	at Min, Nov. 22	C.Patterson
Kickoff	37	vs. Chi, Nov. 26	D.Thompson
Interception	29	vs. StL, Oct. 11	T.Johnson

No. of returns 20-plus yards in length: 16  
 No. of returns 40-plus yards in length: 3

### LONGEST PLAYS FROM SCRIMMAGE

#### Packers

Yards	Opp.	Play
65t	vs. StL	A.Rodgers to J.Jones
53t	vs. Car	A.Rodgers to R.Cobb
52	vs. KC	A.Rodgers to J.Jones
46	vs. SD	A.Rodgers to J.Janis
40	vs. Car	A.Rodgers to D.Adams

#### Long run:

65t	vs. SD	J.Starks
35	vs. Sea	J.Starks
29	vs. Chi	E.Lacy
27	at Min	E.Lacy
25	vs. SD	J.Starks

No. plays 20-plus yards: 47  
 No. plays 40-plus yards: 5

#### Opponent

Yards	Opp.	Play
68	vs. StL	N.Foles to S.Bailey
61	vs. KC	A.Smith to J.MacIn
59	vs. Car	C.Newton to J.Cotchery
52	vs. Car	C.Newton to D.Funchess
50	vs. SD	P.Rivers to M.Floyd
50	at Chi	J.Cutler to M.Wilson

#### Long run:

55	vs. StL	T.Gurley
28	at Den	C.Anderson
25	vs. SD	M.Gordon
23	vs. Car	C.Newton
23	at Chi	M.Forte
22	at Chi	M.Forte

No. plays 20-plus yards: 41  
 No. plays 40-plus yards: 13

## MISCELLANEOUS

### WEEKLY INACTIVES

9/13	at Chicago:	K.Backman, M.Burnett, L.Gunter, A.Harris, B.Hundley, A.Mulumba, L.Taylor
9/20	Seattle:	K.Backman, B.Bulaga, B.Gaston, L.Gunter, A.Harris, B.Hundley, Q.Rollins
9/28	Kansas City:	K.Backman, B.Bulaga, M.Burnett, D.Goodson, B.Hundley, S.Richardson, L.Taylor
10/4	at San Francisco:	D.Adams, B.Bulaga, M.Burnett, D.Goodson, B.Hundley, J.Ryan, L.Taylor
10/11	St. Louis:	D.Adams, M.Burnett, L.Gunter, B.Hundley, S.Richardson, J.Ryan, L.Taylor
10/18	San Diego:	D.Adams, M.Burnett, A.Harris, B.Hundley, N.Perry, B.Raji, L.Taylor
11/1	at Denver:	K.Backman, L.Gunter, B.Hundley, T.Montgomery, A.Mulumba, L.Taylor, J.Walker
11/8	at Carolina:	K.Backman, B.Hundley, T.Montgomery, A.Mulumba, Q.Rollins, S.Shields, L.Taylor
11/15	Detroit:	K.Backman, L.Gunter, B.Hundley, E.Lacy, T.Montgomery, A.Mulumba, L.Taylor
11/22	at Minnesota:	J.Abbrederis, L.Gunter, A.Harris, B.Hundley, T.Montgomery, A.Mulumba, L.Taylor
11/26	Chicago:	J.Abbrederis, A.Harris, B.Hundley, M.Hyde, C.Linsley, T.Montgomery, A.Mulumba
12/3	at Detroit:	
12/13	Dallas:	
12/20	at Oakland:	
12/27	at Arizona:	
1/3	Minnesota:	

**SEASON TOTALS:** B.Hundley (11), L.Taylor (9), K.Backman (6), L.Gunter (6), A.Mulumba (6), M.Burnett (5), A.Harris (5), T.Montgomery (5), D.Adams (3), B.Bulaga (3), J.Abbrederis (2), D.Goodson (2), S.Richardson (2), Q.Rollins (2), J.Ryan (2), B.Gaston (1), M.Hyde (1), E.Lacy (1), C.Linsley (1), N.Perry (1), B.Raji (1), S.Shields (1), J.Walker (1).

### TIME SPENT IN THE LEAD

Opponent	Packers	
	In Lead	Trailing
9/13 at Chi	34:50	16:44
9/20 Sea	40:16	12:20
9/28 KC	54:44	0:00
10/4 at SF	54:02	0:00
10/11 StL	57:09	0:00
10/18 SD	45:00	0:00
11/1 at Den	0:00	49:39
11/8 at Car	3:46	51:26
11/15 Det	9:54	28:33
11/22 at Min	42:05	1:24
11/26 Chi	15:45	30:30
12/3 at Det		
12/13 Dal		
12/20 at Oak		
12/27 at Ari		
1/3 Min		
<b>SEASON</b>	<b>5:57:31</b>	<b>3:10:36</b>
<b>SEASON AVG</b>	<b>32:30</b>	<b>17:20</b>

### TWO-POINT CONVERSIONS

**Packers (3-4):** A.Rodgers-R.Rodgers pass vs. Sea (Sept. 20), A.Rodgers-D.Adams pass at Car (Nov. 8), A.Rodgers-J.Jones pass at Min (Nov. 22)

**Opponent (1-2):** A.Smith-T.Kelce pass vs. KC (Sept. 28)

### NON-OFFENSIVE SCORES

**Packers (1):** Q.Rollins 45-yard interception return vs. StL, Oct. 11  
**Opponent (1):** R.Rodgers tackled in end zone by M.Jackson for a safety at Den, Nov. 1



# PENALTIES AND REPLAY CHALLENGES

## PENALTY STATISTICS

	Packers	Opponent
Times Penalized after Offensive Gain	19	14
Gains Wiped Out, Offensive Penalties	137	100
Touchdowns Cost	2	2
Field Goals Cost	1	0
First Downs Lost	4	5
Intentional-Grounding Penalties	0	0
Defensive Pass Interference, Times Flagged	3	7
Yards Given Up	84	197
Defensive 3rd/4th Down Flags (kept drive alive)	5	18
Kick/Punt Return Penalties	5	8
Return Yards Wiped Out	41	74

**Touchdowns nullified — GREEN BAY (2):** A.Rodgers 8-yard pass to J.Jones at Chi (Sept. 13); A.Rodgers 17-yard pass to R.Cobb vs. KC (Sept. 28)

**OPPONENTS (2):** P.Manning 5-yard pass to A.Caldwell at Den (Nov. 1), J.Cutler 4-yard pass to A.Jeffery at Chi (Sept. 13)

## 2015 REPLAY CHALLENGES

### PACKERS (3/4)

Date, Opp.	Initial Ruling	Ruling
9/20 vs. Sea	Seattle 11 men on field	Penalty on Sea, Defensive 12 On Field, Reversed
10/11 vs. StL	N.Foles 5 pass to S.Bailey, first down	Upheld
10/11 vs. StL	A.Rodgers 64 pass to J.Jones, down at StL 1	Reversed, Touchdown
11/8 at Car	C.Newton scrambles 7 yards for first down	Reversed, 4th Down

### OPPONENTS (1/3)

Date, Opp.	Initial Ruling	Ruling
9/13 at Chi	A.Rodgers 25 pass to D.Adams, first down	Upheld
10/11 vs. StL	T.Masthay punts to StL 1, downed by J.Janis	Reversed, Touchback
11/8 at Car	A.Rodgers pass incomplete to J.Starks	Upheld

### REPLAY ASSISTANT (6/10)

*Last two minutes of the half, overtime, turnovers and scoring plays*

Date, Opp.	Initial Ruling	Ruling
9/13 at Chi	J.Cutler fumble recovered by J.Peppers	Reversed, knee was down
9/20 vs. Sea	A.Rodgers 9 pass to R.Cobb, to goal line	Upheld
9/20 vs. Sea	A.Rodgers 1 pass to J.Jones, touchdown	Reversed, incomplete pass
10/4 at SF	A.Rodgers 6 pass to R.Cobb, short of first-down marker	Upheld, 4th Down
10/18 vs. SD	A.Rodgers 5 pass to J.Starks, touchdown	Upheld
10/18 vs. SD	P.Rivers 9 pass to K.Allen, to goal line	Upheld
11/8 at Car	A.Rodgers 29 pass to J.Starks, touchdown	Upheld
11/15 vs. Det	A.Rodgers 4 pass to J.Starks, fumble	Reversed, elbow was down
11/26 vs. Chi	A.Rodgers 25 pass to E.Lacy, touchdown	Confirmed, ball broke plane
11/26 vs. Chi	J.Cutler 20 pass to M.Wilson, touchdown	Reversed, did not break plane

## 2015 PENALTIES ACCEPTED (70)

### OFFENSE (39)

**Delay of Game (5)** — A.Rodgers vs. Sea (Sept. 20), A.Rodgers vs. KC (Sept. 28), A.Rodgers at SF (Oct. 4), A.Rodgers vs. StL (Oct. 11), A.Rodgers at Car (Nov. 8)

**False Start (9)** — D.Bakhtiari at Chi (Sept. 13), D.Bakhtiari vs. Sea (Sept. 20), T.Lang at SF (Oct. 4), B.Bulaga vs. StL (Oct. 11), R.Cobb vs. SD (Oct. 18), R.Rodgers at Den (Nov. 1), D.Bakhtiari vs. Det (Nov. 15), D.Bakhtiari at Min (Nov. 22), J.Kuhn at Min (Nov. 22)

**Holding (14)** — D.Bakhtiari at Chi (Sept. 13), B.Bulaga at Chi (Sept. 13), D.Bakhtiari vs. KC (Sept. 28), R.Rodgers at SF (Oct. 4), D.Bakhtiari at SF (Oct. 4), J.Sitton at SF (Oct. 4), J.Sitton at SF (Oct. 4), B.Bulaga at Den (Nov. 1), C.Linsley at Car (Nov. 8), D.Bakhtiari at Car (Nov. 8), T.Lang vs. Det (Nov. 15), B.Bulaga vs. Det (Nov. 15), D.Bakhtiari at Min (Nov. 22), J.Sitton vs. Chi (Nov. 26)

**Illegal Block Above the Waist (1)** — R.Rodgers vs. StL (Oct. 11)

**Illegal Formation (2)** — R.Cobb at Chi (Sept. 13), D.Bakhtiari at Min (Nov. 22)

**Illegal Shift (1)** — J.Janis vs. KC (Sept. 28)

**Illegal Use of Hands (3)** — J.Sitton vs. Sea (Sept. 20), T.Montgomery vs. KC (Sept. 28), R.Rodgers vs. StL (Oct. 11)

**Offensive 12 On Field (1)** — vs. StL (Oct. 11)

**Offensive Pass Interference (2)** — T.Montgomery vs. KC (Sept. 28), J.Jones vs. Chi (Nov. 26)

**Unsportsmanlike Conduct (1)** — D.Adams vs. Det (Nov. 15)

### DEFENSE (23)

**Defensive 12 On Field (1)** — vs. StL (Oct. 11)

**Encroachment (3)** — B.Raji vs. KC (Sept. 28), M.Daniels vs. SD (Oct. 18), L.Guion at Car (Nov. 8)

**Holding (2)** — B.Raji at Chi (Sept. 13), D.Randall vs. KC (Sept. 28)

**Illegal Block Above The Waist (1)** — N.Perry at Chi (Sept. 13)

**Illegal Contact (1)** — J.Elliott vs. KC (Sept. 28)

**Neutral-Zone Infraction (2)** — N.Perry at Chi (Sept. 13), M.Daniels at Chi (Sept. 13)

**Offside (5)** — S.Shields at Chi (Sept. 13), M.Neal vs. Sea (Sept. 20), M.Pennel vs. Sea (Sept. 20), J.Peppers vs. KC (Sept. 28), J.Elliott vs. SD (Oct. 18)

**Pass Interference (3)** — H.Clinton-Dix vs. StL (Oct. 11), D.Randall at Car (Nov. 8), D.Goodson vs. Chi (Nov. 26)

**Unnecessary Roughness (4)** — S.Richardson at Chi (Sept. 13), H.Clinton-Dix vs. KC (Sept. 28), H.Clinton-Dix vs. SD (Oct. 18), D.Jones vs. Det (Nov. 15)

**Unsportsmanlike Conduct (1)** — C.Hayward vs. KC (Sept. 28)

### SPECIAL TEAMS (8)

**Face Mask (2)** — Q.Rollins vs. KC (Sept. 28), L.Gunter at Car (Nov. 8)

**Holding (2)** — S.Richardson at SF (Oct. 4), J.Thomas vs. SD (Oct. 18)

**Illegal Block Above The Waist (2)** — C.Banjo vs. SD (Oct. 18), L.Gunter at Car (Nov. 8)

**Illegal Formation (1)** — at SF (Oct. 4)

**Illegal Use of Hands (1)** — J.Janis vs. Sea (Sept. 20)



# TURNOVER STATISTICS AND NOTES

## TAKEAWAY ANALYSIS

	Packers Take			Packers Give			Diff	Cum	NFC Rank	NFL Rank
	Aways			Aways						
	Int	Fum	Tot	Int	Fum	Tot				
Chi	1	0	1	0	0	0	1	1	4t	8t
<b>SEA</b>	1	1	2	0	1	1	1	2	1t	4t
<b>KC</b>	1	0	1	0	0	0	1	3	3t	6t
SF	1	0	1	0	0	0	1	4	4t	6t
<b>STL</b>	4	0	4	2	1	3	1	5	3t	5t
<b>SD</b>	0	1	1	0	0	0	1	6	1t	1t
BYE	-	-	-	-	-	-	-	6	2	2t
Den	1	0	1	0	0	0	1	7	2	2t
Car	1	0	1	1	1	2	-1	6	2t	4t
<b>DET</b>	1	0	1	0	0	0	1	7	3	4
Min	0	1	1	0	0	0	1	8	3	4
<b>CHI</b>	0	0	0	1	1	2	-2	6	3	4t
Det										
<b>DAL</b>										
Oak										
Ari										
<b>MIN</b>										
<b>Total</b>	<b>11</b>	<b>3</b>	<b>14</b>	<b>4</b>	<b>4</b>	<b>8</b>	<b>6</b>	<b>6</b>		

HOME GAMES UPPERCASED IN BOLD

### Takeaway Breakdown

	Packers	Opponent
<b>Total</b> .....	<b>14</b>	<b>8</b>
Interceptions .....	11	4
Fumble Rec. ....	3	4
Muffed Punt Rec. ....	0	0
<b>Points off Turnovers</b> .....	<b>24</b>	<b>10</b>
Touchdowns .....	3	1
Field Goals .....	1	1
Didn't attempt score .....	2	0

### TOUCHDOWN RETURNS

**Packers (1):** Q.Rollins 45-yard interception return vs. STL, Oct. 11

**Opponent (0):**

## 2015 RECORD WHEN...

When...	Record
+4 turnover margin .....	0-0
+3 turnover margin .....	0-0
+2 turnover margin .....	0-0
+1 turnover margin .....	7-2
even turnover margin .....	0-0
-1 turnover margin .....	0-1
-2 turnover margin .....	0-1
-3 turnover margin .....	0-0
-4 turnover margin .....	0-0
recording 0 takeaways .....	0-1
recording 1 takeaway .....	5-3
recording 2 takeaways .....	1-0
recording 3 takeaways .....	0-0
recording 4 takeaways .....	1-0
recording 5 takeaways .....	0-0
recording 0 giveaways .....	5-2
recording 1 giveaway .....	1-0
recording 2 giveaways .....	0-2
recording 3 giveaways .....	1-0
recording 4 giveaways .....	0-0
recording 5 giveaways .....	0-0
recording 0 interceptions .....	2-1
recording 1 interception .....	4-3
recording 2 interceptions .....	0-0
recording 3 interceptions .....	0-0
recording 4 interceptions .....	1-0
surrendering 0 interceptions .....	6-2
surrendering 1 interception .....	0-2
surrendering 2 interceptions .....	1-0
surrendering 3 interceptions .....	0-0
recovering 0 fumbles .....	3-4
recovering 1 fumble .....	3-0
recovering 2 fumbles .....	0-0
recovering 3 fumbles .....	0-0
losing 0 fumbles .....	5-2
losing 1 fumble .....	2-2
losing 2 fumbles .....	0-0
losing 3 fumbles .....	0-0

## TAKEAWAY SUMMARY (14)

9/13 at Chicago: C.Matthews (interception)  
 9/20 Seattle: J.Elliott (interception), M.Hyde (fumble recovery)  
 9/28 Kansas City: S.Shields (interception)  
 10/4 at San Francisco: S.Shields (interception)  
 10/11 St. Louis: Q.Rollins (two interceptions), H.Clinton-Dix (interception), M.Hyde (interception)  
 10/18 San Diego: C.Matthews (fumble recovery)  
 11/1 at Denver: D.Randall (interception)  
 11/8 at Carolina: D.Randall (interception)  
 11/15 Detroit: H.Clinton-Dix (interception)  
 11/22 at Minnesota: S.Shields (fumble recovery)  
 11/26 Chicago: None  
 12/3 at Detroit:  
 12/13 Dallas:  
 12/20 at Oakland:  
 12/27 at Arizona:  
 1/3 Minnesota:

**SEASON TOTALS:** S.Shields 3 (two interceptions, fumble recovery), H.Clinton-Dix 2 (two interceptions), M.Hyde 2 (interception, fumble recovery), C.Matthews 2 (interception, fumble recovery), D.Randall 2 (two interceptions), Q.Rollins 2 (two interceptions), J.Elliott 1 (interception)

Note: Only fumbles lost are credited. Fumbles in which the team maintained possession are not included.

## GIVEAWAY SUMMARY (8)

9/13 at Chicago: None  
 9/20 Seattle: J.Starks (fumble)  
 9/28 Kansas City: None  
 10/4 at San Francisco: None  
 10/11 St. Louis: A.Rodgers (two interceptions, fumble)  
 10/18 San Diego: None  
 11/1 at Denver: None  
 11/8 at Carolina: E.Lacy (fumble), A.Rodgers (interception)  
 11/15 Detroit: None  
 11/22 at Minnesota: None  
 11/26 Chicago: E.Lacy (fumble), A.Rodgers (interception)  
 12/3 at Detroit:  
 12/13 Dallas:  
 12/20 at Oakland:  
 12/27 at Arizona:  
 1/3 Minnesota:

**SEASON TOTALS:** A.Rodgers 5 (four interceptions, fumble), E.Lacy 2 (two fumbles), J.Starks 1 (fumble)

Note: Only fumbles lost are credited. Fumbles in which the team maintained possession are not included.

## TAKEAWAY POINTS

### Packers (24)

Date	Opp.	Turnover	Result	Points
9/13	at Chi	Interception	TD	7
9/20	vs. Sea	Interception	FG	3
9/28	vs. KC	Interception	TD	7
10/11	vs. StL	Interception	TD	7

### Opponent (10)

Date	Opp.	Turnover	Result	Points
10/11	vs. StL	Interception	FG	3
11/26	vs. Chi	Fumble	TD	7



# REGULAR-SEASON PLAYER PARTICIPATION

NFL WEEK Player	1	2	3	4	5	6	8	9	10	11	12	13	14	15	16	17	— Season Totals —			
	at CHI	SEA	KC	at SF	STL	SD	at DEN	at CAR	DET	at MIN	CHI	at DET	DAL	at OAK	at ARI	MIN	GP	GS	DNP	INA
Abbrederis, Jared	PS	PS	PS	DNP	SUB	SUB	SUB	SUB	SUB	INA	INA						5	0	1	2
Adams, Davante	<b>WR</b>	<b>WR</b>	<b>WR</b>	INA	INA	INA	<b>WR</b>	<b>WR</b>	<b>WR</b>	<b>WR</b>	<b>WR</b>						8	8	0	3
Annen, Blake	-	-	-	PS	PS	-	-	-	-	-	-						0	0	0	0
Backman, Kennard	INA	INA	INA	SUB	SUB	DNP	INA	INA	INA	SUB	SUB						4	0	1	6
Bakhtiari, David	<b>LT</b>	<b>LT</b>	<b>LT</b>	<b>LT</b>	<b>LT</b>	<b>LT</b>	<b>LT</b>	<b>LT</b>	<b>LT</b>	<b>LT</b>	<b>LT</b>						11	11	0	0
Banjo, Chris	SUB	SUB	<b>3S</b>	SUB	SUB	SUB	SUB	SUB	SUB	SUB	SUB						11	1	0	0
Barclay, Don	SUB	<b>RT</b>	<b>RT</b>	<b>RT</b>	SUB	SUB	SUB	SUB	SUB	SUB	SUB						11	3	0	0
Barrington, Sam	<b>BLB</b>	IR	IR	IR	IR	IR	IR	IR	IR	IR	IR						1	1	0	0
Boyd, Josh	SUB	SUB	IR	IR	IR	IR	IR	IR	IR	IR	IR						2	0	0	0
Bradford, Carl	PS	PS	PS	PS	PS	PS	PS	PS	PS	PS	PS						0	0	0	0
Bulaga, Bryan	<b>RT</b>	INA	INA	INA	<b>RT</b>	<b>RT</b>	<b>RT</b>	<b>RT</b>	<b>RT</b>	<b>RT</b>	<b>RT</b>						8	8	0	3
Burnett, Morgan	INA	<b>SS</b>	INA	INA	INA	INA	<b>SS</b>	<b>SS</b>	<b>SS</b>	<b>SS</b>	<b>SS</b>						6	6	0	5
Clinton-Dix, Ha Ha	<b>FS</b>	<b>FS</b>	<b>FS</b>	<b>FS</b>	<b>FS</b>	<b>FS</b>	<b>FS</b>	<b>FS</b>	<b>FS</b>	<b>FS</b>	<b>FS</b>						11	11	0	0
Cobb, Randall	<b>WR</b>	<b>WR</b>	<b>WR</b>	<b>WR</b>	<b>WR</b>	<b>WR</b>	<b>WR</b>	<b>WR</b>	<b>WR</b>	<b>WR</b>	<b>WR</b>						11	11	0	0
Crockett, John	PS	PS	PS	PS	PS	PS	PS	PS	PS	PS	PS						0	0	0	0
Crosby, Mason	SUB	SUB	SUB	SUB	SUB	SUB	SUB	SUB	SUB	SUB	SUB						11	0	0	0
Crume, Eric	-	-	-	-	-	-	-	-	-	PS	-						0	0	0	0
Daniel, Robertson	PS	PS	PS	PS	PS	PS	PS	PS	PS	PS	PS						0	0	0	0
Daniels, Mike	<b>DT</b>	<b>DT</b>	<b>DT</b>	<b>DT</b>	<b>DT</b>	<b>DT</b>	<b>DT</b>	<b>DT</b>	<b>DT</b>	<b>DT</b>	<b>DT</b>						11	11	0	0
Elliott, Jayrone	SUB	SUB	SUB	SUB	SUB	SUB	SUB	SUB	SUB	SUB	SUB						11	0	0	0
Gaston, Bruce	SUB	INA	SUB	-	PS	-	-	-	-	-	-						2	0	0	1
Goode, Brett	SUB	SUB	SUB	SUB	SUB	SUB	SUB	SUB	SUB	SUB	SUB						11	0	0	0
Goodson, Demetri	SUB	SUB	INA	INA	SUB	SUB	SUB	SUB	SUB	SUB	SUB						9	0	0	2
Gunter, LaDarius	INA	INA	SUB	SUB	INA	SUB	INA	SUB	INA	INA	SUB						5	0	0	6
Guion, Letroy	SUS	SUS	SUS	SUB	SUB	<b>NOSE</b>	SUB	<b>DE</b>	SUB	<b>DE</b>	<b>DE</b>						8	4	0	0
Hamilton, Justin	-	-	-	-	-	-	PS	PS	-	-	-						0	0	0	0
Harris, Alonzo	INA	INA	SUB	SUB	SUB	INA	SUB	SUB	SUB	INA	INA						6	0	0	5
Hayward, Casey	SUB	<b>LCB</b>	SUB	<b>LCB</b>	<b>3CB</b>	<b>3CB</b>	<b>LCB</b>	<b>LCB</b>	<b>3CB</b>	SUB	SUB						11	7	0	0
Henry, Mitchell	-	-	-	-	-	PS	PS	PS	PS	PS	PS						0	0	0	0
Hundley, Brett	INA	INA	INA	INA	INA	INA	INA	INA	INA	INA	INA						0	0	0	11
Hyde, Micah	<b>SS</b>	<b>3CB</b>	<b>SS</b>	<b>SS</b>	<b>SS</b>	<b>SS</b>	<b>3CB</b>	SUB	SUB	SUB	INA						10	7	0	1
Janis, Jeff	SUB	SUB	SUB	SUB	SUB	SUB	SUB	SUB	SUB	SUB	SUB						11	0	0	0
Jones, Datone	SUS	SUB	SUB	SUB	SUB	SUB	SUB	SUB	SUB	SUB	SUB						10	0	0	0
Jones, James	<b>3WR</b>	<b>3WR</b>	<b>3WR</b>	<b>WR</b>	<b>WR</b>	<b>WR</b>	<b>3WR</b>	SUB	<b>3WR</b>	<b>3WR</b>	<b>3WR</b>						11	10	0	0
Kuhn, John	SUB	SUB	SUB	SUB	SUB	SUB	SUB	<b>FB</b>	SUB	SUB	SUB						10	1	0	0
Lacy, Eddie	<b>RB</b>	<b>RB</b>	<b>RB</b>	<b>RB</b>	<b>RB</b>	SUB	<b>RB</b>	<b>RB</b>	INA	SUB	<b>RB</b>						10	8	0	1
Lang, T.J.	<b>RG</b>	<b>RG</b>	<b>RG</b>	<b>RG</b>	<b>RG</b>	<b>RG</b>	<b>RG</b>	<b>RG</b>	<b>RG</b>	<b>RG</b>	<b>RG</b>						11	11	0	0
Linsley, Corey	<b>C</b>	<b>C</b>	<b>C</b>	<b>C</b>	<b>C</b>	<b>C</b>	<b>C</b>	<b>C</b>	<b>C</b>	<b>C</b>	INA						10	10	0	1
Masthay, Tim	SUB	SUB	SUB	SUB	SUB	SUB	SUB	SUB	SUB	SUB	SUB						11	0	0	0
Matthews, Clay	<b>MLB</b>	<b>MLB</b>	<b>MLB</b>	<b>MLB</b>	<b>MLB</b>	<b>MLB</b>	<b>MLB</b>	<b>MLB</b>	<b>MLB</b>	<b>MLB</b>	<b>MLB</b>						11	11	0	0
McBryde, B.J.	-	-	-	-	-	-	-	-	-	PS	PS						0	0	0	0
Montgomery, Ty	SUB	SUB	SUB	<b>3WR</b>	<b>3WR</b>	<b>3WR</b>	INA	INA	INA	INA	INA						6	3	0	5
Mulumba, Andy	INA	SUB	SUB	SUB	SUB	SUB	INA	INA	INA	INA	INA						5	0	0	6
Neal, Mike	<b>LOLB</b>	<b>ROLB</b>	SUB	<b>LOLB</b>	<b>ROLB</b>	<b>ROLB</b>	<b>ROLB</b>	<b>LOLB</b>	<b>ROLB</b>	<b>LOLB</b>	<b>LOLB</b>						11	10	0	0
Nelson, Jordy	IR	IR	IR	IR	IR	IR	IR	IR	IR	IR	IR						0	0	0	0
Palmer, Nate	SUB	<b>BLB</b>	<b>BLB</b>	<b>BLB</b>	<b>BLB</b>	<b>BLB</b>	<b>BLB</b>	<b>BLB</b>	<b>BLB</b>	<b>BLB</b>	<b>BLB</b>						11	10	0	0
Pennel, Mike	<b>DE</b>	SUB	<b>DE</b>	<b>DE</b>	SUB	SUB	SUB	SUB	SUB	SUB	SUB						11	3	0	0
Peppers, Julius	<b>ROLB</b>	<b>LOLB</b>	<b>ROLB</b>	<b>ROLB</b>	<b>LOLB</b>	<b>LOLB</b>	<b>LOLB</b>	<b>ROLB</b>	<b>LOLB</b>	<b>ROLB</b>	<b>ROLB</b>						11	11	0	0
Perillo, Justin	PS	PS	PS	PS	PS	SUB	SUB	SUB	SUB	SUB	SUB						6	0	0	0
Perry, Nick	SUB	SUB	<b>LOLB</b>	SUB	SUB	INA	SUB	SUB	SUB	SUB	SUB						10	1	0	1
Quarless, Andrew	SUB	SUB	SUB	IR/DFR	IR/DFR	IR/DFR	IR/DFR	IR/DFR	IR/DFR	IR/DFR	IR/DFR						3	0	0	0
Raji, B.J.	<b>NOSE</b>	<b>NOSE</b>	<b>NOSE</b>	<b>NOSE</b>	<b>NOSE</b>	INA	<b>NOSE</b>	<b>NOSE</b>	<b>NOSE</b>	<b>NOSE</b>	<b>NOSE</b>						10	10	0	1
Randall, Damarious	SUB	SUB	SUB	SUB	<b>LCB</b>	<b>LCB</b>	SUB	<b>RCB</b>	<b>LCB</b>	<b>LCB</b>	<b>LCB</b>						11	6	0	0
Richardson, Sean	<b>3S</b>	SUB	INA	SUB	INA	IR	IR	IR	IR	IR	IR						3	1	0	2
Ringo, Christian	PS	PS	PS	PS	PS	PS	PS	PS	PS	PS	PS						0	0	0	0
Ripkowski, Aaron	SUB	SUB	SUB	SUB	SUB	SUB	SUB	SUB	SUB	SUB	SUB						11	0	0	0
Rodgers, Aaron	<b>QB</b>	<b>QB</b>	<b>QB</b>	<b>QB</b>	<b>QB</b>	<b>QB</b>	<b>QB</b>	<b>QB</b>	<b>QB</b>	<b>QB</b>	<b>QB</b>						11	11	0	0
Rodgers, Richard	<b>TE</b>	<b>TE</b>	<b>TE</b>	<b>TE</b>	<b>TE</b>	<b>TE</b>	<b>TE</b>	<b>TE</b>	<b>TE</b>	<b>TE</b>	<b>TE</b>						11	11	0	0
Rollins, Quinten	SUB	INA	SUB	SUB	SUB	SUB	SUB	INA	SUB	SUB	SUB						9	0	0	2
Rotheram, Matt	PS	PS	PS	PS	PS	PS	PS	PS	PS	PS	PS						0	0	0	0
Ryan, Jake	SUB	SUB	SUB	INA	INA	SUB	SUB	SUB	SUB	SUB	SUB						9	0	0	2
Sebetic, Kyle	-	-	-	-	-	PS	PS	PS	PS	PS	PS						0	0	0	0
Shields, Sam	<b>LCB</b>	<b>RCB</b>	<b>LCB</b>	<b>RCB</b>	<b>RCB</b>	<b>RCB</b>	<b>RCB</b>	INA	<b>RCB</b>	<b>RCB</b>	<b>RCB</b>						10	10	0	1
Sitton, Josh	<b>LG</b>	<b>LG</b>	<b>LG</b>	<b>LG</b>	<b>LG</b>	<b>LG</b>	<b>LG</b>	<b>LG</b>	<b>LG</b>	<b>LG</b>	<b>LG</b>						11	11	0	0
Starks, James	SUB	SUB	SUB	SUB	SUB	<b>RB</b>	SUB	SUB	<b>RB</b>	<b>RB</b>	SUB						11	3	0	0
Taylor, Lane	INA	DNP	INA	INA	INA	INA	INA	INA	INA	INA	DNP						0	0	2	9
Thomas, Joe	-	-	SUB	SUB	SUB	SUB	SUB	SUB	SUB	SUB	SUB						9	0	0	0
Tolzien, Scott	DNP	DNP	DNP	DNP	DNP	DNP	SUB	DNP	DNP	DNP	DNP						1	0	10	0
Tretter, JC	SUB	SUB	SUB	SUB	SUB	SUB	SUB	SUB	SUB	SUB	<b>C</b>						11	1	0	0
Vaughters, James	PS	PS	PS	-	-	-	-	-	-	-	-						0	0	0	0
Vujnovich, Jeremy	PS	PS	PS	PS	PS	PS	PS	PS	PS	PS	PS						0	0	0	0
Walker, Josh	SUB	SUB	SUB	SUB	SUB	SUB	INA	SUB	SUB	SUB	SUB						10	0	0	1
Williams, Ed	PS	PS	PS	PS	PS	PS	PS	PS	PS	PS	PS						0	0	0	0

**STARTERS IN BOLD AT POSITION;** DNP — Did not play; INA — Inactive; IR — Injured reserve; IR/DFR — Injured reserve/Designated for return; PS — Practice squad; SUB — Substitute; 3WR — Started as third wide receiver; 3S — Started as third safety; 3CB — Started as third cornerback; SUS — Reserve/Suspended.

# SEASON-HIGHS/W-L BREAKDOWN

## INDIVIDUAL

Longest Scoring Run — 65, J.Starks, Oct. 18 vs. San Diego  
 Longest Non-Scoring Run — 35, J.Starks, Sept. 20 vs. Seattle

Longest Scoring Pass — 65, A.Rodgers to J.Jones, Oct. 11 vs. St. Louis  
 Longest Non-Scoring Pass — 52, A.Rodgers to J.Jones, Sept. 28 vs. Kansas City

Longest Kickoff Return — 70, J.Janis, Nov. 22 at Minnesota  
 Longest Punt Return — 16, M.Hyde, Oct. 18 vs. San Diego  
 Longest Interception Return — 45, Q.Rollins, Oct. 11 vs. St. Louis  
 Longest Fumble Return — 0, three times, most recently S.Shields, Nov. 22 at Minnesota

Longest Punt — 56, T.Masthay, Nov. 8 at Carolina

Longest Field Goal — 56, M.Crosby, Nov. 1 at Denver  
 Most Field Goals Attempted — 5, M.Crosby, Nov. 22 at Minnesota  
 Most Field Goals Made — 5, M.Crosby, Nov. 22 at Minnesota

Most Touchdowns — 3, R.Cobb, Sept. 28 vs. Kansas City  
 Most Rushing Attempts — 22, E.Lacy, Nov. 22 at Minnesota  
 Most Rushing Yards — 112, J.Starks, Oct. 18 vs. San Diego

Most Passing Attempts — 61, A.Rodgers, Nov. 15 vs. Detroit  
 Most Completions — 35, A.Rodgers, Nov. 15 vs. Detroit  
 Most Passing Yards — 369, A.Rodgers, Nov. 8 at Carolina  
 Most Touchdown Passes — 5, A.Rodgers, Sept. 28 vs. Kansas City

Most Receptions — 10, D.Adams, Nov. 15 vs. Detroit  
 Most Receiving Yards — 139, J.Jones, Sept. 28 vs. Kansas City

Most Total Yards from Scrimmage — 139, twice, most recently E.Lacy, Nov. 26 vs. Chicago

Most Defensive Interceptions — 2, Q.Rollins, Oct. 11 vs. St. Louis  
 Most Tackles — 13, N.Palmer, Oct. 18 vs. San Diego  
 Most Solo Tackles — 11, H.Clinton-Dix, Nov. 15 vs. Detroit  
 Most Sacks — 2, three times, most recently D.Jones, Nov. 22 at Minnesota  
 Most Passes Defensed — 4, S.Shields, Oct. 11 vs. St. Louis

## TEAM

Offensive Most...

First Downs — 26, Sept. 28 vs. Kansas City  
 Rushing Attempts — 34, Nov. 22 at Minnesota  
 Rushing Yards — 177, Nov. 26 vs. Chicago  
 Pass Attempts — 61, Nov. 15 vs. Detroit  
 Completions — 35, Nov. 15 vs. Detroit  
 TDs Thrown — 5, Sept. 28 vs. Kansas City  
 Ints. Thrown — 2, Oct. 11 vs. St. Louis  
 Net Passing Yards — 331, Nov. 8 at Carolina  
 Offensive Plays — 82, Nov. 15 vs. Detroit  
 Total Offense — 448, Sept. 28 vs. Kansas City  
 Time of Possession — 36:34, Oct. 4 at San Francisco  
 Turnovers — 3, Oct. 11 vs. St. Louis  
 Fumbles — 3, Nov. 1 at Denver  
 Fumbles Lost — 1, four times, most recently Nov. 26 vs. Chicago

Longest Scoring Drives

Plays — 16, Sept. 13 at Chicago  
 Yards — 89, Sept. 28 vs. Kansas City  
 Time — 9:31, Sept. 13 at Chicago

Shortest Scoring Drives

Plays — 1, Sept. 28 vs. Kansas City  
 Yards — -1, Nov. 22 at Minnesota  
 Time — 0:04, Sept. 28 vs. Kansas City

Defensive Fewest...

First Downs Allowed — 8, Oct. 4 at San Francisco  
 Rushing Att. Allowed — 18, twice, most recently Nov. 22 at Minnesota  
 Rushing Yards Allowed — 45, Nov. 15 vs. Detroit  
 Pass Att. Allowed — 25, Oct. 4 at San Francisco  
 Pass Comp. Allowed — 11, Oct. 11 vs. St. Louis  
 Net Passing Yards Allowed — 119, Oct. 4 at San Francisco  
 Total Plays Allowed — 50, Oct. 4 at San Francisco  
 Total Yards Allowed — 196, Oct. 4 at San Francisco

Defensive Most...

Takeaways — 4, Oct. 11 vs. St. Louis  
 Interceptions — 4, Oct. 11 vs. St. Louis  
 Fumbles Forced — 2, twice, most recently Oct. 18 vs. San Diego  
 Fumbles Recovered — 1, three times, most recently Nov. 22 at Minnesota  
 Passes Defensed — 10, Oct. 11 vs. St. Louis  
 Sacks — 7, Sept. 28 vs. Kansas City

	2015 regular season...			2014 regular season...			2013 regular season...			1992-present...		
	Home	Road	Overall	Home	Road	Overall	Home	Road	Overall	Home	Road	Overall
Overall	4-2	3-2	7-4	8-0	4-4	12-4	4-3-1	4-4	8-7-1	145-44-1	96-93	240-137-1
On Grass	4-2	3-2	7-4	8-0	3-0	11-0	4-3-1	1-1	5-4-1	145-44-1	55-36	199-80-1
On Artificial Surfaces	0-0	0-0	0-0	0-0	1-4	1-4	0-0	3-3	3-3	0-0	41-59	41-59
In Open-Air Stadiums	4-2	3-2	7-4	8-0	4-2	12-2	4-3-1	2-3	6-6-1	145-44-1	62-59	206-103-1
In Indoor Stadiums	0-0	0-0	0-0	0-0	0-2	0-2	0-0	2-1	2-1	0-0	34-34	34-34
vs. Division Opponents	0-2	2-0	2-2	3-0	2-1	5-1	1-1-1	2-1	3-2-1	66-16-1	46-36	112-52-1
vs. NFC	2-2	3-1	5-3	6-0	3-3	9-3	3-2-1	3-3	6-5-1	111-30-1	74-68	184-98-1
vs. AFC	2-0	0-1	2-1	2-0	1-1	3-1	1-1	1-1	2-2	34-14	22-25	56-39
When scoring first	4-2	2-0	6-2	7-0	3-2	10-2	4-2-1	1-0	5-2-1	103-19-1	58-35	160-54-1
When Opponent scored first	0-0	1-2	1-2	1-0	1-2	2-2	0-1	3-4	3-5	41-25	38-58	79-83
In overtime	0-0	0-0	0-0	0-0	0-0	0-0	0-0-1	0-0	0-0-1	5-3-1	1-5	6-8-1
When leading after first quarter	4-2	2-1	6-3	6-0	3-1	9-1	4-1-1	1-0	5-1-1	88-14-1	52-23	139-37-1
When leading at halftime	4-0	2-0	6-0	7-0	4-0	11-0	3-1	3-1	6-2	114-9	76-26	189-35
When leading after third quarter	3-0	3-0	6-0	8-0	4-0	12-0	3-0	2-1	5-1	120-5	87-22	206-27
When trailing after first quarter	0-0	0-1	0-1	1-0	0-1	1-1	0-1	2-2	2-3	26-22	17-43	43-65
When trailing at halftime	0-1	1-2	1-3	1-0	0-1	1-1	1-2-1	1-2	2-4-1	22-29-1	17-57	39-86-1
When trailing after third quarter	1-2	0-2	1-4	0-0	0-4	0-4	1-3-1	2-2	3-5-1	16-36-1	6-70	22-106-1
When tied at halftime	0-1	0-0	0-1	0-0	0-2	0-2	0-0	0-1	0-1	9-6	3-9	12-15
On Thursday	0-1	0-0	0-1	1-0	0-1	1-1	0-0	0-1	0-1	4-1	4-7	8-8
On Friday	0-0	0-0	0-0	0-0	0-0	0-0	0-0	0-0	0-0	0-0	1-0	1-0
On Saturday	0-0	0-0	0-0	0-0	0-0	0-0	0-0	0-0	0-0	1-0	2-0	3-0
On Sunday/Early Games	1-1	1-1	2-2	1-0	4-2	5-2	3-1-1	1-1	4-2-1	90-25-1	45-46	135-71-1
On Sunday/Late Afternoon Games	1-0	2-0	3-0	4-0	0-0	4-0	1-1	2-2	3-3	26-11	22-20	47-30
On Sunday/Night Games	1-0	0-1	1-1	1-0	0-1	1-1	0-0	1-0	1-0	13-2	10-5	23-7
On Monday	1-0	0-0	1-0	1-0	0-0	1-0	0-1	0-0	0-1	12-6	11-15	23-21
When Packers had 100-yard rusher	1-1	1-0	2-1	2-0	1-0	3-0	1-1-1	2-1	3-2-1	37-10-1	29-9	66-19-1
When Packers had 100-yard receiver	2-0	1-0	3-0	6-0	3-1	9-1	3-1	3-2	6-3	69-15	42-32	111-47
When Packers had 300-yard passer	1-1	0-1	1-2	5-0	2-1	7-1	1-0	2-2	3-2	36-13	31-20	67-33
When Opponent had 100-yard rusher	1-0	1-1	2-1	0-0	1-2	1-2	1-3-1	2-1	3-3-1	124-20-1	20-28	44-48-1
When Opponent had 100-yard receiver	2-0	1-1	3-1	4-0	1-0	5-0	1-3	1-3	2-6	46-16	27-33	73-49
When Opponent had 300-yard passer	1-0	0-1	1-1	2-0	0-1	2-1	1-0	2-2	3-2	23-7	15-19	38-26

## TRANSACTIONS BY DATE

1/20	Signed S Jean Fanor, CB Tay Glover-Wright, LB Adrian Hubbard, C Joe Madsen, RB Rajion Neal, LB Joe Thomas, T Jeremy Vujnovich, G Josh Walker and WR Myles White	5/21	Signed CB Travis Manning and WR Ty Montgomery	9/7	Signed WR James Jones; Released WR Myles White; Signed WR Jared Abbrederis, LB Carl Bradford, RB John Crockett, CB Robertson Daniel, TE Justin Perillo, DT Christian Ringo, G Matt Rotheram, LB James Vaughters and T Jeremy Vujnovich to the practice squad	10/26	DT Justin Hamilton signed to the practice squad
1/26	Signed P Cody Mandell	6/9	Signed T Vince Kowalski			11/10	Released DT Justin Hamilton; Signed DT Eric Crume to the practice squad
2/17	Released TE Brandon Bostick and WR Kevin Dorsey	6/15	Released G Marcus Reed			11/18	Released DT Eric Crume; Signed DE B.J. McBryde to the practice squad
2/20	Released LB Brad Jones	6/16	Signed CB Damarious Randall				
2/25	Released LB A.J. Hawk	6/18	Signed TE Harold Spears; Released CB Travis Manning	9/8	Signed WR Ed Williams to the practice squad		
3/5	Signed LB Josh Francis	7/24	Released CB Bernard Blake	9/15	Placed LB Sam Barrington on injured reserve; Activated DE Datone Jones from exempt status		
3/9	Re-signed WR Randall Cobb and QB Scott Tolzien	8/3	Signed WR Ed Williams				
3/11	Re-signed T Bryan Bulaga	8/10	Released P Cody Mandell	9/21	Signed LB Joe Thomas from Dallas' practice squad; Placed DT Josh Boyd on injured reserve		
3/25	Signed DB Kyle Sebetic	8/11	Released WR Ricky Collins	9/30	Signed TE Blake Annen to practice squad; Placed LB James Vaughters on practice squad injured list; Placed TE Andrew Quarless on injured reserve/designated for return		
3/31	Re-signed DT Letroy Guion and DT B.J. Raji	8/13	Signed CB Ryan White	10/2	Activated DT Letroy Guion from exempt status		
4/8	Released T Aaron Adams	8/17	Released WR Adrian Coxson	10/3	Signed WR Jared Abbrederis to active roster from practice squad; Released DT Bruce Gaston		
4/13	Re-signed FB John Kuhn and signed restricted free agent S Sean Richardson	8/27	Signed WR James Butler	10/6	Signed DT Bruce Gaston to the practice squad		
4/15	Signed QB Matt Blanchard	8/31	Released LB Tavarus Dantzler, T Fabbians Ebbele, LB Josh Francis, DT Lavon Hooks and T Vince Kowalski	10/14	Signed TE Justin Perillo to the active roster from the practice squad; Placed S Sean Richardson on injured reserve; Signed DB Kyle Sebetic to the practice squad		
5/4	Released C Joe Madsen	9/1	Placed WR Jordy Nelson on injured reserve, released/injured WR Javess Blue and WR Jimmie Hunt, released QB Matt Blanchard, WR James Butler, LB Adrian Hubbard, DB Kyle Sebetic and TE Harold Spears	10/16	Signed TE Mitchell Henry to the practice squad; Released TE Blake Annen		
5/8	Signed TE Kennard Backman, CB Bernard Blake, WR Javess Blue, WR Ricky Collins, WR Adrian Coxson, RB John Crockett, LB Tavarus Dantzler, T Fabbians Ebbele, CB LaDarius Gunter, RB Alonzo Harris, TE Mitchell Henry, DT Lavon Hooks, QB Brett Hundley, WR Jimmie Hunt, WR Larry Pinkard, LB Jermauria Rasco, G Marcus Reed, DT Christian Ringo, FB Aaron Ripkowski, G Matt Rotheram, LB Jake Ryan and LB James Vaughters	9/5	Released WR Jared Abbrederis, LB Carl Bradford, RB John Crockett, S Jean Fanor, C Garth Gerhart, CB Tay Glover-Wright, TE Mitchell Henry, RB Rajion Neal, TE Justin Perillo, C/G Andy Phillips, DT Christian Ringo, G Matt Rotheram, LB Joe Thomas, DT Khyri Thornton, LB James Vaughters, T Jeremy Vujnovich, CB Ryan White and WR Ed Williams; Waived/Injured WR Larry Pinkard and LB Jermauria Rasco; Placed DE Letroy Guion and DE Datone Jones on reserve/suspended List	10/17	DT Bruce Gaston signed to the Chicago Bears' active roster		
5/11	Signed C/G Andy Phillips and CB Quinten Rollins; Released DT Luther Robinson						

## TRANSACTIONS BY PLAYER

<b>Abbrederis, Jared - WR</b>	<b>Fanor, Jean - S</b>	<b>Mandell, Cody - P</b>	<b>Sebetic, Kyle - DB</b>
9/5/15 Waived	1/20/15 Signed	1/26/15 Signed	3/25/15 Signed
9/7/15 Signed to practice squad	9/5/15 Waived	8/10/15 Waived	9/1/15 Waived
10/3/15 Signed to active roster	<b>Francis, Josh - LB</b>	<b>Manning, Travis - CB</b>	10/14/15 Signed to practice squad
<b>Adams, Aaron - T</b>	3/5/15 Signed	5/21/15 Signed	<b>Spears, Harold - TE</b>
4/8/15 Waived	8/31/15 Waived	6/18/15 Waived	6/18/15 Signed
<b>Annen, Blake - TE</b>	<b>Gaston, Bruce - DT</b>	<b>McBryde, B.J. - DE</b>	9/1/15 Waived
9/30/15 Signed to practice squad	10/3/15 Waived	11/18/15 Signed to practice squad	<b>Thomas, Joe - LB</b>
10/16/15 Waived	10/6/15 Signed to practice squad	<b>Montgomery, Ty - WR</b>	1/20/15 Signed
<b>Backman, Kennard - TE</b>	10/17/15 Signed to Chicago Bears' active roster	5/21/15 Signed	9/5/15 Waived
5/8/15 Signed	<b>Gerhart, Garth - C</b>	<b>Neal, Rajion - RB</b>	9/21/15 Signed from Dallas' practice squad
<b>Barrington, Sam - LB</b>	9/5/15 Waived	1/20/15 Signed	<b>Thornton, Khyri - DT</b>
9/15/15 Placed on injured reserve (foot)	<b>Glover-Wright, Tay - CB</b>	9/5/15 Waived	9/5/15 Waived
<b>Blake, Bernard - CB</b>	1/20/15 Signed	9/1/15 Placed on injured reserve (knee)	<b>Tolzien, Scott - QB</b>
5/8/15 Signed	9/5/15 Waived	<b>Perillo, Justin - TE</b>	3/9/15 Re-signed
7/24/15 Waived	<b>Guion, Letroy - DT</b>	9/5/15 Waived	<b>Vaughters, James - LB</b>
<b>Blanchard, Matt - QB</b>	3/31/15 Re-signed	9/7/15 Signed to practice squad	5/8/15 Signed
4/15/15 Signed	9/5/15 Placed on reserve/suspended	10/14/15 Signed to active roster	9/5/15 Waived
9/1/15 Waived	10/2/15 Activated from exempt status	<b>Phillips, Andy - C/G</b>	9/7/15 Signed to practice squad
<b>Blue, Javess - WR</b>	<b>Gunter, LaDarius - CB</b>	1/20/15 Signed	9/30/15 Placed on practice squad/injured
5/8/15 Signed	5/8/15 Signed	9/5/15 Waived	<b>Vujnovich, Jeremy - T</b>
9/1/15 Waived	<b>Hamilton, Justin - DT</b>	<b>Pinkard, Larry - WR</b>	1/20/15 Signed
<b>Bostick, Brandon - TE</b>	10/26/15 Signed to practice squad	5/8/15 Signed	9/5/15 Waived
2/17/15 Waived	11/10/15 Waived	9/5/15 Waived/injured	9/7/15 Signed to practice squad
<b>Boyd, Josh - DT</b>	<b>Harris, Alonzo - RB</b>	<b>Quarless, Andrew - TE</b>	<b>Walker, Josh - G</b>
9/21/15 Placed on injured reserve (ankle)	5/8/15 Signed	9/30/15 Placed on injured reserve/designated for return	1/20/15 Signed
<b>Bradford, Carl - LB</b>	<b>Hawk, A.J. - LB</b>	<b>Raji, B.J. - DT</b>	<b>White, Myles - WR</b>
9/5/15 Waived	2/25/15 Waived	3/31/15 Re-signed	1/20/15 Signed
9/7/15 Signed to practice squad	<b>Henry, Mitchell - TE</b>	6/16/15 Signed	9/7/15 Waived
<b>Bulaga, Bryan - T</b>	5/8/15 Signed	<b>Randall, Damarious - CB</b>	<b>White, Ryan - CB</b>
3/11/15 Re-signed	9/5/15 Waived	6/16/15 Signed	8/13/15 Signed
<b>Butler, James - WR</b>	10/16/15 Signed to practice squad	<b>Rasco, Jermauria - LB</b>	9/5/15 Waived
8/27/15 Signed	<b>Hooks, Lavon - DT</b>	5/8/15 Signed	<b>Williams, Ed - WR</b>
9/1/15 Waived	5/8/15 Signed	9/5/15 Waived/injured	8/3/15 Signed
<b>Cobb, Randall - WR</b>	8/31/15 Waived	<b>Reed, Marcus - G</b>	9/5/15 Waived
3/9/15 Re-signed	<b>Hubbard, Adrian - LB</b>	5/8/15 Signed	9/8/15 Signed to practice squad
<b>Collins, Ricky - WR</b>	1/20/15 Signed	6/15/15 Waived	
5/8/15 Signed	9/1/15 Waived	<b>Richardson, Sean - S</b>	
8/11/15 Waived	<b>Hundley, Brett - QB</b>	4/13/15 Signed	
<b>Coxson, Adrian - WR</b>	5/8/15 Signed	10/14/15 Placed on injured reserve (neck)	
5/8/15 Signed	<b>Hunt, Jimmie - WR</b>	<b>Ringo, Christian - DT</b>	
8/17/15 Waived	5/8/15 Signed	5/8/15 Signed	
<b>Crockett, John - RB</b>	9/1/15 Waived	9/5/15 Waived	
5/8/15 Signed	<b>Jones, Brad - LB</b>	9/7/15 Signed to practice squad	
9/5/15 Waived	2/20/15 Waived	<b>Ripkowski, Aaron - FB</b>	
9/7/15 Signed to practice squad	<b>Jones, Datone - DE</b>	5/8/15 Signed	
<b>Crume, Eric - DT</b>	9/5/15 Placed on reserve/suspended	<b>Robinson, Luther - DT</b>	
11/10/15 Signed to practice squad	9/15/15 Activated from exempt status	5/11/15 Waived	
11/18/15 Waived	<b>Jones, James - WR</b>	<b>Rollins, Quinten - CB</b>	
<b>Daniel, Robertson - CB</b>	9/7/15 Signed	5/11/15 Signed	
9/7/15 Signed to practice squad	<b>Kowalski, Vince - T</b>	<b>Rotheram, Matt - G</b>	
<b>Dantzler, Tavarus - LB</b>	6/9/15 Signed	5/8/15 Signed	
5/8/15 Signed	8/31/15 Waived	9/5/15 Waived	
8/31/15 Waived	<b>Kuhn, John - FB</b>	9/7/15 Signed to practice squad	
<b>Dorsey, Kevin - WR</b>	4/13/15 Re-signed	<b>Ryan, Jake - LB</b>	
2/17/15 Waived	<b>Madsen, Joe - C</b>	5/8/15 Signed	
<b>Ebbele, Fabbians - T</b>	1/20/15 Signed		
5/8/15 Signed	5/4/15 Waived		
8/31/15 Waived			



# THE LAST TIME

## Regular-Season Games Only

### RUSHING

#### **200 Yards Rushing, Individual**

BY PACKERS — Ahman Green, Dec. 28, 2003, vs. Denver (218 yards)  
BY OPPONENT — Adrian Peterson, Dec. 2, 2012, vs. Minnesota (210 yards)

#### **100 Yards Rushing, Individual**

BY PACKERS — Eddie Lacy, Nov. 26, 2015, vs. Chicago (105 yards)  
BY OPPONENT — C.J. Anderson, Nov. 1, 2015, at Denver (101 yards)

#### **100 Yards Rushing, Individual, One Half**

BY PACKERS — Eddie Lacy, Dec. 15, 2013, at Dallas (110 yards in second half)  
BY OPPONENT — Matt Forte, Sept. 13, 2015, at Chicago (105 yards in first half)

#### **100 Yards Rushing and Receiving, Individual**

BY PACKERS — Never  
BY OPPONENT — Darrin Nelson, Nov. 13, 1983, at Minnesota (119 yards rushing, 137 receiving)

#### **Two 100-Yard Rushers**

BY PACKERS — Ryan Grant (106 yards) and DeShawn Wynn (106 yards), Dec. 28, 2008, vs. Detroit  
BY OPPONENT — Tony Dorsett (149 yards) and Robert Newhouse (101 yards), Nov. 12, 1978, vs. Dallas at Milw.

#### **Two 100-Yard Rushers and Two 100-Yard Receivers**

BY PACKERS — Ryan Grant (106 yards) and DeShawn Wynn (106), Dec. 28, 2008, vs. Detroit, Donald Driver (111 yards) and Greg Jennings (101 yards), Dec. 28, 2008, vs. Detroit\*  
BY OPPONENT — Never  
\*First time in NFL history

#### **Four Touchdowns Rushing, Individual**

BY PACKERS — Dorsey Levens, Jan. 2, 2000, vs. Arizona (8, 1, 5, 1 yards)  
BY OPPONENT — DeAngelo Williams, Nov. 30, 2008, vs. Carolina (1, 1, 1, 1 yards)

#### **Three Touchdowns Rushing, Individual**

BY PACKERS — Ahman Green, Oct. 20, 2002, vs. Washington (24, 2, 8 yards)  
BY OPPONENT — Jamaal Charles, Sept. 28, 2015, vs. Kansas City (9, 4, 7 yards)

#### **Two Touchdowns Rushing, Individual**

BY PACKERS — Eddie Lacy, Oct. 2, 2014, vs. Minnesota (11, 10 yards)  
BY OPPONENT — Ronnie Hillman, Nov. 1, 2015, at Denver (1, 15 yards)

### PASSING

#### **400 Yards Passing, Individual**

BY PACKERS — Aaron Rodgers, Oct. 26, 2014, at New Orleans (418 yards)  
BY OPPONENT — Philip Rivers, Oct. 18, 2015, vs. San Diego (503 yards)

#### **300 Yards Passing, Individual**

BY PACKERS — Aaron Rodgers, Nov. 15, 2015, vs. Detroit (333 yards)  
BY OPPONENT — Peyton Manning, Nov. 1, 2015, at Denver (340 yards)

#### **Six Touchdown Passes, Individual**

BY PACKERS — Aaron Rodgers, Nov. 9, 2014, vs. Chicago (1, 4, 73, 40, 56, 18 yards)  
BY OPPONENT — Tommy Kramer, Sept. 28, 1986, at Minnesota (23, 13, 36, 2, 17, 7 yards)

#### **Five Touchdown Passes, Individual**

BY PACKERS — Aaron Rodgers, Sept. 28, 2015, vs. Kansas City (8, 3, 27, 4, 4, 4 yards)  
BY OPPONENT — Matthew Stafford, Jan. 1, 2012, vs. Detroit (8, 13, 2, 5, 12 yards)

#### **Four Touchdown Passes, Individual**

BY PACKERS — Aaron Rodgers, Nov. 8, 2015, at Carolina (1, 53, 29, 3 yards)  
BY OPPONENT — Matt Ryan, Dec. 8, 2014, vs. Atlanta (5, 22, 1, 2 yards)

#### **Three Touchdown Passes, Individual**

BY PACKERS — Aaron Rodgers, Nov. 8, 2015, at Carolina (1, 53, 29, 3 yards)  
BY OPPONENT — Cam Newton, Nov. 8, 2015, at Carolina (7, 39, 14 yards)

#### **Six Interceptions Thrown, Individual**

BY PACKERS — Tom O'Malley, Sept. 17, 1950, vs. Detroit  
BY OPPONENT — Don Horn, Sept. 26, 1971, vs. Denver at Milw.

#### **Five Interceptions Thrown, Individual**

BY PACKERS — Brett Favre, Oct. 30, 2005, at Cincinnati  
BY OPPONENT — Rich Gannon, Oct. 28, 1990, vs. Minnesota at Milw.

#### **Four Interceptions Thrown, Individual**

BY PACKERS — Brett Favre, Dec. 25, 2005, vs. Chicago  
BY OPPONENT — Nick Foles, Oct. 11, 2015, vs. St. Louis

### RECEIVING

#### **10 or More Receptions, Individual**

BY PACKERS — Davante Adams, Nov. 15, 2015, vs. Detroit (10 receptions)  
BY OPPONENT — Keenan Allen, Oct. 18, 2015, vs. San Diego (14 receptions)

#### **200 Yards Receiving, Individual**

BY PACKERS — Jordy Nelson, Sept. 14, 2014, vs. N.Y. Jets (209 yards)  
BY OPPONENT — Julio Jones, Dec. 8, 2014, vs. Atlanta (259 yards)

#### **100 Yards Receiving, Individual**

BY PACKERS — James Jones, Nov. 22, 2015, at Minnesota (109 yards)  
BY OPPONENT — Kyle Rudolph, Nov. 22, 2015, at Minnesota (106 yards)

#### **100 Yards Receiving, One Half, Individual**

BY PACKERS — Jordy Nelson, Nov. 16, 2014, vs. Philadelphia (109 yards in first half)  
BY OPPONENT — Demaryius Thomas, Nov. 1, 2015, at Denver (101 yards in first half)

#### **Two 100-Yard Receivers**

BY PACKERS — Randall Cobb (131 yards) and Jordy Nelson (113 yards), Dec. 21, 2014, at Tampa Bay  
BY OPPONENT — Calvin Johnson (244 yards) and Brandon Pettigrew (116 yards), Jan. 1, 2012, vs. Detroit

#### **Four Touchdown Receptions, Individual**

BY PACKERS — Sterling Sharpe, Nov. 24, 1994, at Dallas (1, 36, 30, 5 yards)  
BY OPPONENT — Never

#### **Three Touchdown Receptions, Individual**

BY PACKERS — Randall Cobb, Sept. 28, 2015, vs. Kansas City (3, 4, 4 yards)  
BY OPPONENT — Vincent Jackson, Nov. 6, 2011, at San Diego (23, 5, 29 yards)

#### **Two Touchdown Receptions, Individual**

BY PACKERS — Richard Rodgers, Nov. 8, 2015, at Carolina (1, 3 yards)  
BY OPPONENT — Calvin Johnson, Dec. 28, 2014, vs. Detroit (20, 4 yards)

### INTERCEPTIONS

#### **Four Interceptions, Individual**

BY PACKERS — Willie Buchanon, Sept. 24, 1978, at San Diego  
BY OPPONENT — Never

#### **Three Interceptions, Individual**

BY PACKERS — Tom Flynn, Oct. 28, 1984, vs. Detroit  
BY OPPONENT — Vencie Glenn, Dec. 27, 1992, at Minnesota

#### **Two Interceptions, Individual**

BY PACKERS — Quinten Rollins, Oct. 11, 2015, vs. St. Louis  
BY OPPONENT — Bacarri Rambo, Dec. 14, 2014, at Buffalo

#### **Interception Returned for Touchdown**

BY PACKERS — Quinten Rollins, Oct. 11, 2015, vs. St. Louis (45 yards)  
BY OPPONENT — Cortez Allen, Dec. 22, 2013, vs. Pittsburgh (40 yards)

### TOUCHDOWNS

#### **Five Touchdowns, Individual**

BY PACKERS — Paul Hornung, Dec. 12, 1965, at Baltimore (2-, 9-, 3-yard runs; 50-, 65-yard receptions)  
BY OPPONENT — Never

#### **Four Touchdowns, Individual**

BY PACKERS — Dorsey Levens, Jan. 2, 2000, vs. Arizona (8-, 1-, 5-, 1-yard runs)  
BY OPPONENT — DeAngelo Williams, Nov. 30, 2008, vs. Carolina (1-, 1-, 1-, 1-yard runs)

#### **Three Touchdowns, Individual**

BY PACKERS — Randall Cobb, Sept. 28, 2015, vs. Kansas City (3-, 4-, 4-yard receptions)  
BY OPPONENT — Jamaal Charles, Sept. 28, 2015, vs. Kansas City (9-, 4-, 7-yard runs)

## THE LAST TIME

### FIELD GOALS/PATs

#### **Five Field Goals Made, Individual**

BY PACKERS — Mason Crosby, Nov. 22, 2015, at Minnesota (42, 47, 40, 42, 52 yards)  
BY OPPONENT — Dan Bailey, Dec. 15, 2013, at Dallas (47, 23, 43, 50, 50 yards)

#### **Four Field Goals Made, Individual**

BY PACKERS — Mason Crosby, Nov. 22, 2015, at Minnesota (42, 47, 40, 42, 52 yards)  
BY OPPONENT — Dan Carpenter, Dec. 14, 2014, at Buffalo (27, 51, 35, 48 yards)

#### **60-Yard Field Goal**

BY PACKERS — Never  
BY OPPONENT — David Akers, Sept. 9, 2012, vs. San Francisco (63 yards)

#### **50-Yard Field Goal**

BY PACKERS — Mason Crosby, Nov. 26, 2015, vs. Chicago (50 yards)  
BY OPPONENT — Matt Prater, Nov. 15, 2015, vs. Detroit (51 yards)

#### **Blocked Field-Goal Attempt**

BY PACKERS — Datone Jones, Oct. 11, 2015, vs. St. Louis (50-yard Greg Zuerlein attempt)  
BY OPPONENT — Isa Abdul-Quddus, Dec. 28, 2014, vs. Detroit (52-yard Mason Crosby attempt)

#### **Two-Point Conversion**

BY PACKERS — James Jones, Nov. 22, 2015, at Minnesota (pass from Aaron Rodgers)  
BY OPPONENT — Travis Kelce, Sept. 28, 2015, vs. Kansas City (pass from Alex Smith)

#### **Point After Touchdown Missed**

BY PACKERS — Mason Crosby, Dec. 8, 2014, vs. Atlanta (blocked, fifth attempt)  
BY OPPONENT — Blair Walsh, Nov. 22, 2015, at Minnesota (first attempt, wide right)

#### **Blocked Point After Touchdown**

BY PACKERS — Datone Jones, Sept. 22, 2013, at Cincinnati (Mike Nugent, fourth attempt)  
BY OPPONENT — Ra'Shede Hageman, Dec. 8, 2014, vs. Atlanta (Mason Crosby, fifth attempt)

### PUNTING

#### **70-Yard Punt**

BY PACKERS — Tim Masthay, Dec. 18, 2011, at Kansas City (71 yards)  
BY OPPONENT — Jon Ryan, Sept. 24, 2012, at Seattle (73 yards)

#### **60-Yard Punt**

BY PACKERS — Tim Masthay, Dec. 14, 2014, at Buffalo (63 yards)  
BY OPPONENT — Dustin Colquitt, Sept. 28, 2015, vs. Kansas City (61 yards)

#### **Blocked Punt**

BY PACKERS — Jamari Lattimore, Nov. 4, 2013, vs. Chicago (Adam Podlesh, punter)  
BY OPPONENT — Bryan Braman, Nov. 16, 2014, vs. Philadelphia (Tim Masthay, punter)

#### **10 Punts, Individual**

BY PACKERS — Jon Ryan, Nov. 19, 2006, vs. New England (10 punts; 459 yards)  
BY OPPONENT — Chris Kluwe, Dec. 21, 2006, vs. Minnesota (10 punts; 434 yards)

#### **No Punts**

BY PACKERS — Oct. 26, 2014, at New Orleans  
BY OPPONENT — Oct. 26, 2014, at New Orleans

### OTHER SPECIAL TEAMS

#### **Kickoff Returned for Touchdown**

BY PACKERS — Randall Cobb, Sept. 8, 2011, vs. New Orleans (108 yards)  
BY OPPONENT — Chris Williams, Nov. 9, 2014, vs. Chicago (101 yards)

#### **Punt Returned for Touchdown**

BY PACKERS — Micah Hyde, Dec. 28, 2014, vs. Detroit (55 yards)  
BY OPPONENT — Marcus Thigpen, Dec. 14, 2014, at Buffalo (75 yards)

#### **Blocked (Opponent) Field Goal Returned for Touchdown**

BY PACKERS — Willie Buchanon, Dec. 17, 1972, at New Orleans (57 yards)  
BY OPPONENT — Shawn Springs, Nov. 1, 1999, vs. Seattle (61 yards)

#### **Blocked Punt Returned for Touchdown**

BY PACKERS — Dezman Moses, Oct. 28, 2012, vs. Jacksonville (0 yards; Bryan Anger, punter)  
BY OPPONENT — DeVier Posey, Oct. 14, 2012, at Houston (0 yards; Tim Masthay, punter)

#### **Recovered Own Onside Kick Attempt**

BY PACKERS — Damarious Randall, Nov. 15, 2015, vs. Detroit (Mason Crosby, kicker)  
BY OPPONENT — Darrell Stuckey, Nov. 6, 2011, at San Diego (Nick Novak, kicker)

### OTHER DEFENSE

#### **Shutout Posted**

BY PACKERS — Oct. 31, 2010, at N.Y. Jets (9-0)  
BY OPPONENT — Nov. 19, 2006, vs. New England (35-0)

#### **Fumble Returned for Touchdown**

BY PACKERS — Casey Hayward, Nov. 16, 2014, vs. Philadelphia (49 yards)  
BY OPPONENT — Don Carey, Sept. 21, 2014, at Detroit (40 yards)

#### **Safety Scored**

BY PACKERS — Team, Dec. 28, 2014, vs. Detroit (Matthew Stafford penalized for intentional grounding in end zone)  
BY OPPONENT — Malik Jackson, Nov. 1, 2015, at Denver (Richard Rodgers tackled in end zone)

#### **Five Sacks, Individual**

BY PACKERS — Vonnie Holliday, Dec. 22, 2002, vs. Buffalo  
BY OPPONENT — Antwan Odom, Sept. 20, 2009, vs. Cincinnati

#### **Four Sacks, Individual**

BY PACKERS — Kabeer Gbaja-Biamila, Jan. 2, 2005, at Chicago  
BY OPPONENT — Chris Clemons, Sept. 24, 2012, at Seattle

#### **Three Sacks, Individual**

BY PACKERS — A.J. Hawk, Oct. 13, 2013, at Baltimore  
BY OPPONENT — Shea McClellin, Nov. 4, 2013, vs. Chicago

### MISCELLANEOUS

#### **No Penalties**

BY PACKERS — Nov. 4, 2013, vs. Chicago  
BY OPPONENT — Dec. 14, 1997, at Carolina

#### **Game Without Touchdown**

BY PACKERS — Dec. 12, 2010, at Detroit  
BY OPPONENT — Oct. 4, 2015, at San Francisco

#### **50 Points, Game**

BY PACKERS — 53, Nov. 16, 2014, vs. Philadelphia  
BY OPPONENT — 51, Nov. 24, 2008, at New Orleans

#### **40 Points, Game**

BY PACKERS — 43, Dec. 8, 2014, vs. Atlanta  
BY OPPONENT — 44, Oct. 26, 2014 at New Orleans

#### **500 Yards Total Offense**

BY PACKERS — 502, Dec. 8, 2014, vs. Atlanta  
BY OPPONENT — 500, Nov. 1, 2015, at Denver

#### **Tie Game**

Green Bay 26, Minnesota 26, Nov. 24, 2013

CHICAGO — Aaron Rodgers saw James Jones go up for a one-handed touchdown catch and experienced a few flashbacks: Like they had stepped back in time. Rodgers threw for three touchdowns, two to Jones, and the Green Bay Packers beat Chicago 31-23 to spoil John Fox's debut as Bears coach Sunday afternoon. The Packers got all they could handle from the rebuilding Bears but took control down the stretch to beat them for the 10th time in 11 games, including the postseason.

Rodgers improved to 13-3 lifetime against Chicago. The 2014 MVP completed 18 of 23 passes for 189 yards. Jones, who spent seven seasons in Green Bay before signing with Oakland last year, caught four passes for 51 yards. That included a one-handed grab on a 13-yard score late in the first quarter but left Rodgers flailing back to 2012, when Jones led the league with 14 TD catches. He added a 1-yarder in the third - a good start after being released by the Raiders in the spring and by the New York Giants on the final roster cut. With Jordy Nelson (knee) out for the season, the Packers were quick to bring back Jones.

Randall Cobb, hampered late in the preseason by a sprained right shoulder, had 38 yards receiving. He caught a 5-yard touchdown that made it 24-16 early in the fourth quarter, and Clay Matthews sealed the win by intercepting Jay Cutler at the Green Bay 20 and returning it 42 yards. Eddie Lacy ran for 85 yards and a late touchdown. Julius Peppers chipped in with 1 1/2 sacks for the four-time defending NFC North champion. The Bears, assembled starting over under Fox and new general manager Ryan Pace after a five-win season, kept their one close though Cutler had a rough afternoon. He was 18 of 36 for 225 yards, with that late interception by Matthews. He also threw a 24-yard touchdown to Martellus Bennett with 34 seconds left, but Green Bay recovered the onside kick.

Matt Forte ran for 141 yards - 105 in the first half - and a touchdown. Alston Jeffery caught five passes for 78 yards after missing the preseason because of a left calf injury. Green Bay, which outscored the Bears 30-31 over two games last season and beat them at Soldier Field for their 700th win, trailed 13-10 at the half. Rodgers finished a third-quarter drive with a 1-yard slant to Jones and Gould answered with a 44-yard field goal, cutting it to 17-16. Rodgers made it 24-16 early in the fourth when he hit Cobb with a 5-yard pass, capping a 16-play drive. But the Bears stalled at the 2 after Cutler's 50-yard pass to Marquess Wilson. Cutler overthrew Eddie Royal in the end zone on fourth down after Chicago opted not to try a field goal.

**OFFICIALS** — Referee: Craig Wrosted (4); Umpire: Roy Elison (81); Head Linesman: Mark Hittner (28); Line Judge: Julian Mepp (10); Side Judge: Jeff Lambern (21); Field Judge: Steve Zimme (33); Back Judge: Lee Dyer (27); Huddle Official: Al Hynes

**STARTING LINEUPS**

Green Bay Packers		Chicago Bears	
Offense	Defense	Offense	Defense
WR 17 D.Adams	DE 64 M.Pennel	WR 19 E.Royal	DE 96 J.Sutton
LT 69 D.Bakhtiari	NOSE 90 B.Raij	TE 83 M.Bennett	DE 93 W.Jenkins
LG 71 J.Sifton	DT 76 M.Daniels	RT 75 K.Long	OLB 69 J.Alien
C 63 C.Linsley	LOLB 96 M.Meali	RG 62 V.Ducasse	ILB 50 S.McCielin
RG 70 T.Lang	BLB 58 S.Barrington	C 62 W.Montgomery	ILB 59 C.Jones
RT 75 B.Bojaga	MLB 56 C.Matthews	LG 68 M.Steason	OLB 92 P.McPhree
TE 82 R.Rodgers	FOLB 52 J.Peters	LT 74 J.Bushrod	CB 24 A.Bell
WR 18 R.Cobb	LCB 37 S.Shields	CB 6 J.Cutler	NB 27 S.Amons
WR 89 J.Jones	SS 33 M.Hyde	RB 22 M.Forte	RB 28 S.MoMams
QB 27 E.Lacy	FS 21 H.Climon-Dix	SS 33 M.Hyde	S 26 A.Rolle
	S 28 S.Richardson	TE 86 Z.Miller	CB 23 K.Fuller

**FIELD GOALS (made / & missed)**

Team	Player	Distance	Result
Green Bay Packers	R.Gould	44	1/1
Chicago Bears	R.Gould	14	0/1
		7	0/1

**GREEN BAY DEFENSIVE STATISTICS (official)**

Team	Player	Att	Yds	TD	Int	Sk	QBH	FF	FB	Int PD
Green Bay Packers	M.Neal	2	0	0	0	0	0	0	0	0
	S.Richardson	2	0	0	0	0	0	0	0	0
	C.Hayward	1	1	0	0	0	0	0	0	0
	M.Pennel	1	1	0	0	0	0	0	0	0
	D.Randall	1	0	0	0	0	0	0	0	0
	S.Barrington	1	0	0	0	0	0	0	0	0
	J.Boyd	0	1	0	0	0	0	0	0	0
	M.Perry	0	1	0	0	0	0	0	0	0
<b>Totals</b>		<b>49</b>	<b>18</b>	<b>2</b>	<b>67</b>	<b>2-12</b>	<b>3</b>	<b>0</b>	<b>0</b>	<b>1-42</b>

Green Bay Packers										Chicago Bears									
Category	Att	Yds	Avg	LG	TD	Att	Yds	Avg	LG	TD	Category	Att	Yds	Avg	LG	TD			
<b>RUSHING</b>	19	89	4.5	16	1	24	141	5.9	23	1	<b>RUSHING</b>	24	141	5.9	23	1			
A.Rodgers	8	35	4.4	15	0	J.Forte	4	31	7.8	12	0	M.Forte	2	15	7.5	0			
J.Rodgers	1	11	11.0	11	1	J.Cutler	4	16	4.0	5	0	J.Rodgers	4	16	4.0	5			
R.Starks	2	2	1.0	3	1	J.Langford	1	1	1.0	0	0	J.Langford	1	1	1.0	0			
Total	30	133	4.4	16	1	Total	33	189	5.7	23	1	Total	33	189	5.7	23			
<b>PASSING</b>	23	189	8.2	34	0 140.5	36	225	6.2	50	1 67.5	<b>PASSING</b>	36	225	6.2	50	1 67.5			
A.Rodgers	18	189	10.5	34	0 140.5	J.Cutler	18	189	10.5	34	0 140.5	J.Cutler	18	189	10.5	34	0 140.5		
Total	23	189	8.2	34	0 140.5	Total	36	225	6.2	50	1 67.5	Total	36	225	6.2	50	1 67.5		
<b>PASS RECEIVING</b>	5	38	7.6	10	1	A.Jeffery	5	78	15.6	25	1	A.Jeffery	5	78	15.6	25	1		
R.Cobb	4	59	14.8	25	0	M.Bennett	5	55	11.0	24	1	M.Bennett	5	55	11.0	24	1		
D.Adams	4	51	12.8	34	2	M.Forte	5	25	5.0	9	0	M.Forte	5	25	5.0	9	0		
J.Rodgers	2	27	13.5	20	0	M.Wilson	1	8	8.0	5	0	M.Wilson	1	8	8.0	5	0		
E.Royal	2	14	7.0	9	0	E.Royal	1	2	2.0	8	0	E.Royal	1	2	2.0	8	0		
Total	18	189	10.5	34	3	Total	18	225	12.5	50	1	Total	18	225	12.5	50	1		
<b>INTERCEPTIONS</b>	1	42	42.0	42	0	1	42	42.0	42	0	<b>INTERCEPTIONS</b>	0	0	0.0	0	0			
C.Matthews	1	42	42.0	42	0	Total	1	42	42.0	42	0	Total	0	0	0.0	0	0		
<b>PUNTING</b>	2	97	48.5	33.0	1	0	54	54.0	54	0	<b>PUNTING</b>	1	56	56.0	56.0	0	56		
T.Masthay	2	97	48.5	33.0	1	0	54	54.0	54	0	P.O'Donnell	1	56	56.0	56.0	0	56		
Total	2	97	48.5	33.0	1	0	54	54.0	54	0	Total	1	56	56.0	56.0	0	56		
<b>PUNT RETURNS</b>	1	0	0.0	0	0	1	0	0.0	0	0	<b>PUNT RETURNS</b>	1	11	11.0	0	11			
(out of bounds)	1	0	0.0	0	0	1	0	0.0	0	0	M.Mariani	1	11	11.0	0	11			
Returns	1	0	0.0	0	0	Returns	1	11	11.0	0	Returns	1	11	11.0	0	11			
<b>KICK RETURNS</b>	3	106	35.3	0	46	0	0	0.0	0	0	<b>KICK RETURNS</b>	2	48	24.0	0	25			
T.Montgomery	3	106	35.3	0	46	0	0	0.0	0	0	M.Mariani	2	48	24.0	0	25			
A.Ripkowski	1	0	0.0	0	0	0	0	0.0	0	0	J.Rodgers	1	15	15.0	0	15			
(back)	1	0	0.0	0	0	0	0	0.0	0	0	(back)	3	3	1.0	0	0			
Returns	4	106	26.5	0	46	0	0	0.0	0	0	Returns	3	63	21.0	0	25			
<b>FUMBLES</b>	0	0	0	0	0	0	0	0	0	0	<b>FUMBLES</b>	0	0	0	0	0			
Own	0	0	0	0	0	Opp	0	0	0	0	Own	0	0	0	0	0			
FumLost	0	0	0	0	0	FF Rec	0	0	0	0	FumLost	0	0	0	0	0			
Total	0	0	0	0	0	Yds TDs	0	0	0	0	Total	0	0	0	0	0			

Category	Visitor	Home
<b>TOTAL FIRST DOWNS</b>	21	25
By Rushing	10	10
By Passing	10	12
By Penalty	1	3
<b>THIRD-DOWN EFFICIENCY</b>	6-10-60%	11-17-65%
<b>FOURTH-DOWN EFFICIENCY</b>	1-1-100%	2-3-67%
<b>TOTAL NET YARDS</b>	322	402
Total Offensive Plays	53	71
Average gain per offensive play	6.1	5.7
<b>NET YARDS RUSHING</b>	133	189
Total Rushing Plays	30	33
Average gain per rushing play	4.4	5.7
Tackles for a loss-number and yards	2-2	1-1
<b>NET YARDS PASSING</b>	189	213
Times thrown - yards lost att. to pass	0-0	2-12
Gross yards passing	189	225
<b>PASS ATT-COMP-PUNT</b>	23-18-0	36-18-1
Average gain per pass play	8.2	5.6
<b>KICK OFFS Number-In EZ-Touchbacks</b>	6-3-1	6-3-1
<b>PUNTS Number and Average</b>	2-48.5	1-56.0
Had Blocked	0	0

Category	Visitor	Home
<b>Fgs - PATs had blocked</b>	0-0	0-0
<b>Net Punting Average</b>	33.0	56.0
<b>TOTAL RETURN YARDS (not inc. Kickoffs)</b>	42	11
No. and Yards Punt Returns	0-0	1-11
No. and Yards Kickoff Returns	0-0	3-63
No. and Yards Interception Returns	1-42	0-0
<b>PENALTIES Number and Yards</b>	10-74	6-64
<b>FUMBLES Number and Lost</b>	0-0	0-0
<b>TOUCHDOWNS</b>	4	2
Rushing	1	1
Passing	3	1
<b>EXTRA POINTS Made-Attempts</b>	4-4	2-2
Kicking Made-Attempts	4-4	2-2
<b>FIELD GOALS Made-Attempts</b>	1-1	3-3
<b>RED-ZONE EFFICIENCY</b>	4-5-80%	1-3-33%
<b>GOAL-TO-GO EFFICIENCY</b>	2-2-100%	1-2-50%
<b>SAFETIES</b>	0	0
<b>FINAL SCORE</b>	31	23
<b>TIME OF POSSESSION</b>	28:08	31:52











**GREEN BAY** - Aaron Rodgers' remarkable run of mistake-free football at home is over. Green Bay, though, is still perfect this season. A relentless defense helped the Packers overcome an unusually average day from their MVP quarterback. Rodgers threw for two touchdowns and 241 yards, and the defense had three sacks and four interceptions to hold off the St. Louis Rams for a 24-10 victory on Sunday.

Rodgers was 19 of 30 with long scoring strikes to receivers Ty Montgomery and James Jones for the Packers (5-0). But NFL-record streaks of 586 pass attempts and 49 touchdown passes at home without an interception for Rodgers ended in the first quarter on linebacker James Laurinatis' driving pick of a tipped ball for the Rams (2-3).

Rodgers threw another interception in the second quarter before losing a fumble in the third on a sack. The Rams defense headed coach Jeff Fisher's advice to get their hands on the football. The Packers defense was still better. Relentless pressure on quarterback Nick Foles helped keep the Packers unbeaten. Foles' four interceptions were a career worst, with two in the fourth quarter inside the Packers 10.

Rookie cornerback Quentin Rollins returned an interception 45 yards for a touchdown for a 14-0 lead in the first quarter, and picked off another pass at the 7 with 23 seconds left. Safety Ha Ha Clinton-Dix intercepted a tipped pass in the end zone on third-and-goal at the 7.

Greg Zuerlein was 1 for 4 on field-goal tries, hitting from 42 but missing his other three attempts, all coming from at least 50 yards. One kick in the second half was blocked by Datone Jones.

The mistakes wasted another strong effort for Rams rookie Todd Gurley, who for the second straight week had his best production, with 159 yards rushing on 30 carries. He denied a defense that had opposing starting running backs to an average of 36 yards on 11 attempts the previous three games.

But a week after defeating previously unbeaten Arizona, the Rams couldn't repeat the feat on a warm fall afternoon in Green Bay. Foles was 11 of 30 for 141 yards and a touchdown. His longest completion came on a 68-yarder to Steфан Bailey late in the fourth quarter. Otherwise, the Packers' pass rush overwhelmed an inexperienced offensive line that lost veteran guard Rodger Saffold in the first quarter to a shoulder injury.

The defense held up in spite of losing tackle B.J. Raji to a groin injury and linebacker Nick Perry (shoulder). Guard T.J. Lang also left in the second quarter with a knee injury.

Star linebacker Clay Matthews set the tone with 1½ sacks and several other trips into the backfield.

**OFFICIALS** — Referee: Brad Allen (122); Umpire: Fred Bryan (11); Head Linesman: Jim Mello (48); Line Judge: Thomas Symonette (100); Side Judge: Tom Hill (97); Field Judge: Doug Rosenbaum (67); Back Judge: Shawn Hochuli (63); Replay Official: Jim Lapetina

**STARTING LINEUPS**

St. Louis Rams		Green Bay Packers	
<b>Offense</b>	<b>Defense</b>	<b>Offense</b>	<b>Defense</b>
WR 18 K.Britt	LDE 91 C.Long	WR 89 J.Jones	NOSE 90 B.Raji
TE 46 C.Hervey	LDT 99 A.Donald	WR 88 T.Montgomery	DT 76 M.Daniels
LT 73 G.Robinson	RDT 90 M.Brackers	LT 69 D.Bachari	LB 56 J.Peppers
LG 68 J.Brown	RDE 94 R.Dunn	LG 71 J.Stilton	BLB 51 N.Palmer
C 61 T.Barnes	MLB 55 J.Laurinatis	C 63 C.Slinsey	MLB 52 C.Matthews
RG 76 R.Saffold	LLB 26 M.Bertram	RG 70 T.Lang	ROLB 96 M.Neal
RT 79 J.Ravenstein	LCB 22 T.Johnson	RT 75 B.Bulaga	LCB 23 D.Randall
TE 88 L.Kendricks	RCB 21 J.Kenkins	TE 82 R.Rodgers	RCB 29 S.Shields
WR 11 T.Austin	FS 23 R.McLeod	WR 18 R.Cobb	CB 39 C.Hayward
QB 5 M.Foles	SS 23 T.McDonald	QB 12 A.Rodgers	SS 33 M.Hyde
RB 30 T.Gailey	DB 20 L.Joyner	RB 27 E.Lacy	DB 21 H.Clinton-Dix

**GREEN BAY SUBSTITUTIONS** — K M.Crosby, P 8 T.Masthay, FB 22 A.Ripkowski, DB 24 O.Rollins, FB 30 J.Kim, S 32 C.Banjo, CB 39 D.Goodson, RB 44 J.Starks, RB 46 A.Harris, LB 48 J.Thomas, LB 53 N.Perry, LB 55 A.Mulumba, LS 61 B.Gode, DT 64 M.Pennel, TG 67 D.Bareilly, C/G 73 J.Treter, G 79 J.Walker, IAG 83 J.Liams, IAG 84 J.Abramofsky, TE 86 K.Backman, LB 91 J.Elliott, DE 55 D.Jones, DT 98 L.Guion, **DID NOT PLAY** — OB 16 S.Troizen, **INACTIVES** — OB 7 B.Hurdley, WR 17 D.Adams, S 28 S.Richardson, OB 36 L.Gunter, S 42 W.Burnett, LB 47 J.Hyan, G 65 L.Taylor.

**FIELD GOALS (made) & missed**

Player	Attempts	Made	Missed
G.Zuerlein	4	2	2
St. Louis Rams	1	0	1
Green Bay Packers	14	10	4

**GREEN BAY DEFENSIVE STATISTICS (official)**

Player	Int	Pass Def	Sack	QB Hit	FF	FR	Int PD	Total
J.Peppers	3	0	1	3	1-3	3	1	0
M.Perry	3	0	2	3	5-33	0	0	0
N.Meal	2	1	1	3	0-0	1	0	0
O.Rollins	2	0	2	0	0-0	0	0	2
M.Pennel	1	1	0	2	0-0	0	0	0
S.Shields	0	2	0	2	0-0	0	0	4
C.Banjo	1	0	0	1	0-0	0	0	0
A.Harris	0	0	0	0	0-0	0	0	0
D.Jones	0	0	0	0	0-0	4	0	0
<b>Totals</b>	<b>53</b>	<b>18</b>	<b>8</b>	<b>70</b>	<b>3-18</b>	<b>14</b>	<b>1</b>	<b>0</b>

**ST. LOUIS RAMS**

Player	Att	Cmp	Yds	Sk	Yd	TD	LG	Int	RT
T.Gurley	30	15	229	7.3	5.3	0	55	0	0
T.Austin	3	2	8	4.0	6	0	6	0	0
T.Mason	1	2	2.0	2.0	2	0	2	0	0
N.Foles	36	19	191	5.3	5.3	0	55	0	0
<b>Total</b>	<b>31</b>	<b>12</b>	<b>161</b>	<b>3/18</b>	<b>1</b>	<b>68</b>	<b>4</b>	<b>27</b>	<b>2</b>

**GREEN BAY PACKERS**

Player	Att	Cmp	Yds	Sk	Yd	TD	LG	Int	RT
A.Rodgers	8	27	241	2.5	2	65	1	2	82
J.Starks	13	5	17	3.0	3	0	6	0	0
J.Kim	5	1	3	3.2	18	0	3	0	0
<b>Total</b>	<b>27</b>	<b>8</b>	<b>86</b>	<b>3/2</b>	<b>18</b>	<b>0</b>	<b>18</b>	<b>0</b>	<b>82</b>

**PASSING**

Player	Att	Cmp	Yds	Sk	Yd	TD	LG	Int	RT
N.Foles	30	11	141	3/18	1	68	4	23	8
J.Hecker	1	1	20	0/0	0	20	0	118	8
<b>Total</b>	<b>31</b>	<b>12</b>	<b>161</b>	<b>3/18</b>	<b>1</b>	<b>68</b>	<b>4</b>	<b>27</b>	<b>2</b>

**PASS RECEIVING**

Player	No	Yds	Avg	FC	LG	TD
S.Bailey	3	73	24.3	0	68	0
B.Cunningham	2	28	14.0	0	17	0
L.Randrick	2	16	8.0	0	12	0
T.Austin	2	6	3.0	0	5	1
C.Davis	1	20	20.0	0	20	0
B.Quick	1	10	10.0	0	10	0
J.Cook	1	10	10.0	0	8	0
<b>Total</b>	<b>12</b>	<b>161</b>	<b>13.4</b>	<b>0</b>	<b>68</b>	<b>1</b>

**PUNTING**

Player	No	Yds	Avg	Net	TB	Int	LG
J.Hecker	4	181	45.3	38.0	1	1	51
<b>Total</b>	<b>4</b>	<b>181</b>	<b>45.3</b>	<b>38.0</b>	<b>1</b>	<b>1</b>	<b>51</b>

**PUNTING**

Player	No	Yds	Avg	Net	TB	Int	LG
T.Masthay	4	191	47.8	36.8	2	2	53
<b>Total</b>	<b>4</b>	<b>191</b>	<b>47.8</b>	<b>36.8</b>	<b>2</b>	<b>2</b>	<b>53</b>

**PUNT RETURNS**

Player	No	Yds	Avg	FC	LG	TD
T.Austin	2	4	2.0	0	6	0
(t'back)	2	0	0.0	0	0	0
<b>Returns</b>	<b>2</b>	<b>4</b>	<b>2.0</b>	<b>0</b>	<b>6</b>	<b>0</b>

**PUNT RETURNS**

Player	No	Yds	Avg	FC	LG	TD
M.Hyde	2	9	4.5	1	9	0
(t'back)	1	0	0.0	0	0	0
<b>Returns</b>	<b>2</b>	<b>9</b>	<b>4.5</b>	<b>1</b>	<b>9</b>	<b>0</b>

**KICK RETURNS**

Player	No	Yds	Avg	FC	LG	TD
B.Cunningham	1	25	25.0	0	25	0
(t'back)	4	0	0.0	0	0	0
<b>Returns</b>	<b>1</b>	<b>25</b>	<b>25.0</b>	<b>0</b>	<b>25</b>	<b>0</b>

**KICK RETURNS**

Player	No	Yds	Avg	FC	LG	TD
(t'back)	3	0	0.0	0	0	0
<b>Returns</b>	<b>0</b>	<b>0</b>	<b>0.0</b>	<b>0</b>	<b>0</b>	<b>0</b>

**FUMBLES**

Player	Fum	Lost	Rec	Yds	TD	FF	Rec	Yds	TD	B	Out
N.Foles	1	0	0	0	0	0	0	0	0	0	0
R.Mason	0	0	1	0	0	0	0	0	0	0	0
T.Austin	0	0	0	0	0	1	0	0	0	0	0
L.Joyner	0	0	0	0	0	1	0	0	0	0	0
<b>Total</b>	<b>1</b>	<b>0</b>	<b>1</b>	<b>0</b>	<b>0</b>	<b>1</b>	<b>1</b>	<b>0</b>	<b>0</b>	<b>0</b>	<b>0</b>

**FUMBLES**

Player	Fum	Lost	Rec	Yds	TD	FF	Rec	Yds	TD	B	Out
A.Rodgers	1	1	0	0	0	0	0	0	0	0	0
J.Peppers	0	0	0	0	0	1	0	0	0	0	0
<b>Total</b>	<b>1</b>	<b>1</b>	<b>0</b>	<b>0</b>	<b>0</b>	<b>1</b>	<b>0</b>	<b>0</b>	<b>0</b>	<b>0</b>	<b>0</b>

**TOTAL FIRST DOWNS**

Player	By Rushing	By Passing	By Penalty
St. Louis Rams	17	8	9
Green Bay Packers	14	4	1

**TOTAL FIRST DOWNS**

Player	By Rushing	By Passing	By Penalty
St. Louis Rams	17	8	9
Green Bay Packers	14	4	1

**THIRD-DOWN EFFICIENCY**

Player	Att	Conv	%
St. Louis Rams	5-18	28%	4-13
Green Bay Packers	1-100%	100%	0-1-0%

**THIRD-DOWN EFFICIENCY**

Player	Att	Conv	%
St. Louis Rams	5-18	28%	4-13
Green Bay Packers	1-100%	100%	0-1-0%

**FOURTH-DOWN EFFICIENCY**

Player	Att	Conv	%
St. Louis Rams	1-100%	100%	0-1-0%
Green Bay Packers	3-4	32%	3-4

**FOURTH-DOWN EFFICIENCY**

Player	Att	Conv	%
St. Louis Rams	1-100%	100%	0-1-0%
Green Bay Packers	3-4	32%	3-4

**TOTAL NET YARDS**

Player	Total	Offensive	Plays
St. Louis Rams	334	334	70
Green Bay Packers	322	322	59

**TOTAL NET YARDS**

Player	Total	Offensive	Plays
St. Louis Rams	334	334	70
Green Bay Packers	322	322	59

**NET YARDS RUSHING**

Player	Total	Rushing	Plays
St. Louis Rams	191	191	36
Green Bay Packers	86	86	27

**NET YARDS RUSHING**

Player	Total	Rushing	Plays
St. Louis Rams	191	191	36
Green Bay Packers	86	86	27

**NET YARDS PASSING**

Player	Total	Passing	Plays
St. Louis Rams	143	143	1-13
Green Bay Packers	236	236	3-33

**NET YARDS PASSING**

Player	Total	Passing	Plays
St. Louis Rams	143	143	1-13
Green Bay Packers	236	236	3-33

**FIELD GOALS MADE-ATTEMPTS**

Player	Made	Attempts
St. Louis Rams	3	3
Green Bay Packers	1	1

**FIELD GOALS MADE-ATTEMPTS**

Player	Made	Attempts
St. Louis Rams	3	3
Green Bay Packers	1	1

**RED-ZONE GOAL EFFICIENCY**

Player	Att	Conv	%
St. Louis Rams	1-4	25%	0-1-0%
Green Bay Packers	1-25%	25%	0-0-0%

**RED-ZONE GOAL EFFICIENCY**

Player	Att	Conv	%
St. Louis Rams	1-4	25%	0-1-0%
Green Bay Packers	1-25%	25%	0-0-0%

**GOAL-TO-GO EFFICIENCY**

Player	Att	Conv	%
St. Louis Rams	31-12-4	16	52%
Green Bay Packers	30-19-2	24	80%

**GOAL-TO-GO EFFICIENCY**

Player	Att	Conv	%
St. Louis Rams	31-12-4	16	52%
Green Bay Packers	30-19-2	24	80%

**SAFETIES**

Player	Number	Average
St. Louis Rams	4-5-3	4-47
Green Bay Packers	4-4-3	4-47

**SAFETIES**

Player	Number	Average
St. Louis Rams	4-5-3	4-47
Green Bay Packers	4-4-3	4-47

**TIME OF POSSESSION**

Player	Time
St. Louis Rams	



**GREEN BAY WIS.** -- Rookie cornerback Damarious Randall had a feeling that Phillip Rivers' final pass might be headed his way. Fourth-and-goal from the 3 with 13 seconds left, and the San Diego Chargers needed a touchdown to tie the Green Bay Packers and possibly force overtime.

Randall had to keep tabs on both Antonio Gates and Danny Woodhead lined up on the right side of the formation. The first-round draft pick lunged to poke away Rivers' short throw to Woodhead near the front right pylon in the final seconds to preserve the Packers' 27-20 victory on Sunday, overcoming a career performance by Rivers.

The fans inside Lambeau Field erupted with a collective sigh of relief. Green Bay (6-5) survived its biggest scare of the season to stay unbeaten. Rivers set franchise marks with career highs of 43 completions, 65 attempts and 503 yards passing. He threw for two touchdowns for the Chargers (2-4). His 43 completions were the most in NFL history in a loss; he needed one more, at least.

But as the fourth-down play developed, Randall remembered that San Diego ran the same play on second down, but tried to get the ball to Gates. This time, linebacker Clay Matthews covered Gates inside. Woodhead broke outside, with Randall trailing from behind.

The ending overshadowed Rivers' milestone performance. The 12-year veteran hit Pittsburgh's Ben Roethlisberger (2009) for second on the list for most yards passing against the Packers. Only Detroit's Matthew Stafford had more, 520 on Jan. 1, 2012.

It was the most porous outing of the season for the Packers' defense. But the stout pass rush finally caught up to Rivers in the second half. Datone Jones sacked Rivers on third-and-7 from the Packers' 40 to end one drive.

Until then, a Chargers line missing three starters held up well, with Rivers orchestrating a quick-strike offense and finding holes in the secondary. The Packers started strong and finished barely in front. Running back James Starks had touchdowns on a 65-yard run and a 5-yard pass in the first quarter. Green Bay went up for good after quarterback Aaron Rodgers found James Jones for an 8-yard pass in the corner of the end zone for a 24-17 lead with 46 seconds left in the third quarter.

The defense allowed Josh Lambo's 32-yard field goal with 11:14 left. But the Packers came up with their most important stop at the end. The battered Packers offense did just enough. Rodgers was 16 of 29 for 255 yards. At one point, Rodgers had as many completions as Keenan Allen had receptions midway through the fourth quarter. But a hip injury kept Allen sidelined for much of the second half. He wound up with 14 receptions for 157 yards. Rookie running back Melvin Gordon was benched in the second half after two fumbles. He finished with seven carries for 29 yards in a disappointing return to the state where he set records in college with the Wisconsin Badgers.

**OFFICIALS** — Referee: Walt Anderson (66); Umpire: Butch Hannah (40); Head Linesman: Steve Spillies (22); Line Judge: Byron Boston (18); Side Judge: Laird Hayes (123); Field Judge: Eugene Hall (103); Back Judge: Todd Pukron (30); Replay Official: Billy Smith

**STARTING LINEUPS**

San Diego Chargers			Green Bay Packers		
Offense	Defense	Special Teams	Offense	Defense	Special Teams
WR 13 K.Ahlin	DE 91 K.Peyes	K 28 M.Gordon	WR 89 J.Jones	DE 98 L.Guion	K 21 H.Cinton-Dix
LT 75 C.Harston	DT 94 C.Judget	CB 17 P.Rivers	LT 69 D.Bakhtiari	DT 76 M.Daniels	CB 23 C.Hayward
LG 79 K.Wiggins	OLB 54 M.Ingram	CB 32 E.Weddie	LG 71 J.Stilton	LOLB 56 J.Peppers	SS 32 C.Hayward
C 60 T.Robinson	ILB 52 D.Perryman	CB 18 P.Rivers	C 63 C.Linsley	BLB 51 N.Palmer	SS 29 C.Hayward
RG 76 D.Fulker	ILB 56 D.Buller	CB 12 A.Rodgers	RG 70 T.Lang	MLB 52 C.Matthews	FS 31 M.Hyde
RT 72 J.Barkdale	OLB 97 J.Atkothu	CB 26 P.Robinson	RT 75 B.Budiga	ROLB 96 M.Neal	FS 21 H.Cinton-Dix
TE 85 A.Gates	LCB 24 B.Thowers	CB 44 J.Starks	TE 82 K.Rodgers	LCB 23 D.Randall	
TE 89 L.Green	RCB 22 J.Verrett		WR 88 T.Montgomery	WR 18 R.Cobb	
WR 80 M.Floyd	FS 37 J.Laddae		WR 12 A.Rodgers	RCB 29 C.Hayward	
WR 17 P.Rivers	FS 32 E.Weddie		RB 44 J.Starks	SS 33 M.Hyde	

**GREEN BAY SUBSTITUTIONS** — K 2 M.Crosby, P 8 T.Masthay, FB 22 A.Ripkowski, CB 24 Q.Rollins, RB 27 E.Lacy, FB 30 J.Kuhn, S 32 C.Bano, CB 36 L.Gunter, CB 39 D.Goodson, LB 47 J.Hyatt, LB 55 A.Mulumba, LS 61 M.Pennell, TG 67 D.Barclay, C/6 73 J.Treter, G 79 J.Walker, H 80 J.Perrillo, WR 80 J.Abrams, WR 81 J.Elliott, DE 95 D.Jones. **DID NOT PLAY** — CB 16 S.Tolden, TE 88 K.Backman. **INACTIVES** — OB 7 B.Hundley, WR 17 D.Adams, S 42 M.Burnett, RB 46 A.Harris, LB 53 M.Perry, G 66 L.Taylor, DT 90 B.Raji.

**FIELD GOALS (made (1) & missed)**

Player	Yards	Result	Time
J.Lambo	32	Missed	11:14
San Diego Chargers	1	3	3
Green Bay Packers	14	7	7

**GREEN BAY DEFENSIVE STATISTICS (official)**

Player	Att	Yds	Sk	Int	TD	FF	RB	Yds	Int	PD
M.Pennell	2	1	0	3	0	2	0	0	0	0
J.Thomas	2	1	0	3	0	1	0	0	0	0
D.Jones	2	0	2	2	1	4	1	0	0	0
J.Rollins	2	0	2	2	0	0	0	0	0	0
J.Peppers	1	1	1	2	1	3	1	0	0	0
A.Mulumba	1	0	1	0	0	0	0	0	0	0
C.Bano	1	0	1	0	0	0	0	0	0	0
<b>Totals</b>	<b>62</b>	<b>18</b>	<b>5</b>	<b>80</b>	<b>3</b>	<b>15</b>	<b>13</b>	<b>2</b>	<b>1</b>	<b>0</b>

San Diego Chargers										
RUSHING	ATT	YDS	AVG	LG	TD	PASSING	ATT	CMP	YDS	SK/YD
M.Gordon	7	29	4.1	25	0	P.Rivers	65	43	503	3/15
B.Oliver	7	23	3.3	6	0	Total	65	43	503	3/15
D.Woodhead	7	8	1.1	4	0					

Green Bay Packers										
RUSHING	ATT	YDS	AVG	LG	TD	PASSING	ATT	CMP	YDS	SK/YD
J.Starks	10	112	11.2	65t	1	A.Rodgers	29	16	255	3/18
A.Rodgers	2	14	7.0	15	0	Total	29	16	255	3/18
T.Montgomery	1	4	4.0	4	0					

PUNTING										
Player	No	Yds	Avg	Net	TB	Int	LG	TD		
M.Schires	3	117	39.0	26.3	1	0	44	0		
Total	3	117	39.0	26.3	1	0	44	0		

PUNTING										
Player	No	Yds	Avg	Net	TB	Int	LG	TD		
T.Masthay	4	162	40.5	42.3	0	2	50	0		
Total	4	162	40.5	42.3	0	2	50	0		

PUNT RETURNS										
Player	No	Yds	Avg	FC	LG	TD				
J.Jones	2	-7	-3.5	1	-2	0				
(out of bounds)	1	0	0.0	0	0	0				
Returns	2	-7	-3.5	1	-2	0				

PUNT RETURNS										
Player	No	Yds	Avg	FC	LG	TD				
M.Hyde	2	18	9.0	0	16	0				
(back)	1	0	0.0	0	0	0				
Returns	2	18	9.0	0	16	0				

KICK RETURNS										
Player	No	Yds	Avg	FC	LG	TD				
J.Jones	3	55	18.3	0	21	0				
(back)	0	0	0.0	0	0	0				
Returns	3	55	18.3	0	21	0				

KICK RETURNS										
Player	No	Yds	Avg	FC	LG	TD				
J.Abrams	1	30	30.0	0	30	0				
T.Montgomery	1	29	29.0	0	29	0				
J.Treter	1	0	0.0	0	0	0				
(back)	1	0	0.0	0	0	0				
Returns	3	59	19.7	0	30	0				

FUMBLES										
Player	Fum	Lost	Rec	Yds	TD	FF	Rec	Yds	TD	Out
M.Gordon	2	1	0	0	0	0	0	0	0	0
D.Fulker	0	0	1	0	0	0	0	0	0	0
D.Perryman	0	0	0	0	0	1	0	0	0	0
Total	2	1	1	0	0	1	0	0	0	0

FUMBLES										
Player	Fum	Lost	Rec	Yds	TD	FF	Rec	Yds	TD	Out
E.Lacy	1	0	0	0	0	0	0	0	0	0
T.Lang	0	0	1	0	0	0	0	0	0	0
H.Cinton-Dix	0	0	0	0	0	1	0	0	0	0
M.Neal	0	0	0	0	0	0	0	0	0	0
C.Matthews	1	0	1	0	0	2	1	0	0	0
Total	2	1	1	0	0	2	1	0	0	0

TOTAL FIRST DOWNS		Chargers	Home
By Rushing	32	17	15
By Passing	4	3	1
By Penalty	4	3	1
<b>TOTAL</b>	<b>40</b>	<b>23</b>	<b>17</b>

TOTAL RETURN YARDS (not inc. kickoffs)		Chargers	Home
No. and Yards Punt Returns	2-7	2	2
No. and Yards Kickoff Returns	3-55	3	3
No. and Yards Interception Returns	0-0	0	0
<b>TOTAL</b>	<b>5-62</b>	<b>5</b>	<b>5</b>

NET YARDS PASSING		Chargers	Home
Average gain per rushing play	2.9	7.8	3.3
Tackles for a loss-number and yards	5-7	2-5	2-2
<b>TOTAL</b>	<b>488</b>	<b>237</b>	<b>255</b>

NET YARDS RUSHING		Chargers	Home
Average gain per passing play	3.15	3.18	2.2
Times thrown - yards still to pass	3-15	3-18	2-2
<b>TOTAL</b>	<b>3-15</b>	<b>3-18</b>	<b>2-2</b>

PASS ATTEMPTS		Chargers	Home
Gross yards passing	503	255	274
Average gain per pass play	65-43-0	29-16-0	7-4
<b>TOTAL</b>	<b>65-43-0</b>	<b>29-16-0</b>	<b>7-4</b>

KICKOFFS		Chargers	Home
Number	4-2-1	6-5-3	0
Average	3-39.0	4-40.5	0
<b>TOTAL</b>	<b>4-2-1</b>	<b>6-5-3</b>	<b>0</b>

EXTRA POINTS Made-Attempts		Chargers	Home
Attempts	2-2	2-2	2-2
<b>TOTAL</b>	<b>2-2</b>	<b>2-2</b>	<b>2-2</b>

FIELD GOALS Made-Attempts		Chargers	Home
Attempts	2-6-33%	2-4-50%	0-0-0%
<b>TOTAL</b>	<b>2-6-33%</b>	<b>2-4-50%</b>	<b>0-0-0%</b>

SAFETIES		Chargers	Home
Number	0	0	0
<b>TOTAL</b>	<b>0</b>	<b>0</b>	<b>0</b>

FINAL SCORE		Chargers	Home
Time of Possession	38:00	22:00	22:00
<b>TOTAL</b>	<b>38:00</b>	<b>22:00</b>	<b>22:00</b>

**DENVER** -- The Denver Broncos found some offense to go with all that defense, powering their way past the Green Bay Packers. In only the fourth meeting of teams 5-0 or better, Peyton Manning tied Brett Favre's NFL record with his 186th regular-season win and Denver's defense rattled Aaron Rodgers into one of the worst games of his career in the Broncos' 29-10 victory Sunday night. Wearing the blue jerseys they did in beating the Packers for their first Super Bowl win in 1997, the Broncos pried it on in the fourth quarter when DeMarcus Ware sacked Rodgers and the ball ended up in the end zone for a safety.

The Broncos improved to 7-0 for the first time since 1998, when they won the Super Bowl after finishing 14-2. The Packers (6-1) fell from the unbeaten ranks, throttled not only by the league's stingiest defense but by a quarterback who finally looked like a five-time MVP and not a creaky 39-year-old learning a new system.

Although neither quarterback threw for a touchdown, Manning threw for 340 yards on 21-of-29 passing and the bootlegs worked nicely. Rodgers was sacked three times and the Packers had just 140 yards of total offense to Denver's 500.

Ronnie Hillman ran for two touchdowns and when he was on the sideline with a sore thigh, C.J. Anderson ran through a defense missing Clay Matthews for a 28-yard score, his first of the season, to put Denver up by two TDs late in the third quarter.

Both Matthews and Hillman returned the next series.

Anderson ran for 101 yards and Hillman 60, and Demaryius Thomas caught eight passes for 168 yards.

Also making a sudden appearance in Denver's offense were the tight ends - as targets. Fred up from blocking with the offensive line meshing like it hadn't all season, they gave Manning an option over the middle he'd been missing since losing Julius Thomas and Jacob Tamme to free agency.

Virgil Green caught three passes for 61 yards and Owen Daniels had three for 44.

The Packers came into the game leading the league with 66 first-quarter points, but Rodgers was hit four times on Green Bay's first drive as the Broncos' pass rush hemmed him in and didn't let him loop around for his patented re-sets.

After that, he started getting rid of the ball much quicker, but those quick throws didn't lead to anything until midway through the second quarter when he drove the Packers 80 yards in 10 plays with Eddie Lacy scoring from 2 yards out to make it 17-7 at the half. Mason Crosby's 56-yard field goal on the first drive after the break pulled the Packers to within a touchdown.

**OFFICIALS** — Referee: John Parry (132); Umpire: Mark Pellis (131); Head Linesman: Greg Bradley (98); Line Judge: Mark Periman (9); Side Judge: Greg Gautreaux (80); Field Judge: Jabir Walker (26); Back Judge: Perry Paganello (46); Replay Official: Bob McGrath

**STARTING LINEUPS**

Green Bay Packers			Denver Broncos		
Offense	Defense		Offense	Defense	
WR 17 D.Adams	NOSE 90 B.Hail		WR 88 D.Thomas	DE 95 D.Woole	
LT 69 D.Bakhtiari	LT 78 M.Daniels		LT 69 R.Harris	NT 92 S.Williams	
LG 71 J.Silton	LOLB 56 J.Perpaps		LG 68 E.Mattins	DE 97 M.Jackson	
C 63 C.Linsley	BLB 51 M.Balmer		C 61 M.Paradis	SLB 58 V.Miller	
RT 70 T.Lang	MLB 52 C.Matthews		RG 6 L.Vasquez	WLB 94 D.Ware	
FB 75 B.Bulaga	ROLB 96 M.Meal		RT 79 M.Schrofield	ILB 54 B.Mershall	
TE 82 R.Rodgers	LCB 29 C.Harvard		TE 81 D.Daniels	ILB 59 D.Trantham	
WR 18 R.Cobb	RCB 37 S.Shields		WR 10 E.Sanders	LCB 21 A.Trath	
WR 89 J.Jones	CB 33 M.Hyde		WR 23 R.Hillman	RCB 25 C.Harris	
CB 12 A.Rodgers	SS 42 M.Burnett		CB 18 P.Manning	SS 43 T.Ward	
RB 27 E.Lacy	FS 21 H.Hinton-Dix		TE 85 V.Green	CB 29 B.Roby	

**GREEN BAY SUBSTITUTIONS** — K 2 M.Crosby, P 8 T.McShay, QB 16 S.Tozien, FB 22 A.Ripkowsky, CB 23 D.Randall, CB 24 O.Rollins, FB 30 J.Klein, SB 32 C.Bentz, CB 39 D.Goodson, RB 44 J.Starks, RB 47 J.Ryan, LB 48 J.Thomas, LB 53 N.Perry, LS 61 B.Goode, DT 64 M.Peraini, TE 67 D.Bacary, C/IG 73 J.Fretter, TE 80 J.Peraini, WR 83 J.Jarvis, WR 84 J.Abbaderti, LB 91 J.Elliott, DE 95 D.Jones, DT 98 L.Gilton.

**INACTIVES** — QB 7 B.Hundley, CB 36 L.Gunter, LB 55 A.Mulumba, G 65 L.Laylor, G 79 J.Walker, TE 86 K.Backman, WR 88 T.Montgomery.

**FIELD GOALS (made / missed)**

Team	Player	Time	Yards	Result
Green Bay Packers	M.Crosby	1:00	56	Missed
Denver Broncos	B.Michaluk	1:00	7	Missed

**GREEN BAY DEFENSIVE STATISTICS (Official)**

Player	Att	Comp	Yds	Sk	TD	Int	Pass Def
D.Jones	2	1	3	0	0	0	0-0
N.Perry	1	2	0	0	0	0	0-0
L.Gilton	1	3	0	0	0	0	0-0
B.Raji	0	3	0	0	0	0	0-0
J.Pepers	1	1	2	0	0	0	0-0
M.Daniels	1	0	1	0	0	0	0-0
J.Ryan	1	0	0	0	0	0	0-0
D.Goodson	0	0	0	0	0	0	0-0
<b>Totals</b>	<b>51</b>	<b>30</b>	<b>8</b>	<b>81</b>	<b>0-0</b>	<b>4</b>	<b>0</b>

**UT A TEL TT Sck QBH FF ER Int PD**

Player	Att	Comp	Yds	Sk	TD	Int	Pass Def
D.Jones	2	1	3	0	0	0	0-0
N.Perry	1	2	0	0	0	0	0-0
L.Gilton	1	3	0	0	0	0	0-0
B.Raji	0	3	0	0	0	0	0-0
J.Pepers	1	1	2	0	0	0	0-0
M.Daniels	1	0	1	0	0	0	0-0
J.Ryan	1	0	0	0	0	0	0-0
D.Goodson	0	0	0	0	0	0	0-0
<b>Totals</b>	<b>51</b>	<b>30</b>	<b>8</b>	<b>81</b>	<b>0-0</b>	<b>4</b>	<b>0</b>

**Green Bay Packers**

Player	Att	Comp	Yds	Sk	TD	LG	Int	Pass Def
E.Lacy	11	38	3.5	15	1	0	0	0-0
A.Rodgers	2	31	15.5	17	0	0	0	0-0
R.Cobb	1	10	10.0	10	0	0	0	0-0
J.Starks	5	9	1.8	4	0	0	0	0-0
A.Harris	2	2	1.0	2	0	0	0	0-0
<b>Total</b>	<b>21</b>	<b>90</b>	<b>4.3</b>	<b>4.3</b>	<b>1</b>	<b>17</b>	<b>0</b>	<b>0-0</b>

**Denver Broncos**

Player	Att	Comp	Yds	Sk	TD	LG	Int	Pass Def
R.Hillman	14	77	3.27	0	17	0	69.7	0-0
A.Rodgers	22	14	7.7	3.27	0	17	0	69.7
<b>Total</b>	<b>22</b>	<b>14</b>	<b>7.7</b>	<b>3.27</b>	<b>0</b>	<b>17</b>	<b>0</b>	<b>69.7</b>

**ATT CMP YDS SK/YD TD LG IN RT**

Player	Att	Comp	Yds	Sk	TD	LG	In	Rt
A.Rodgers	22	14	77	3.27	0	17	0	69.7
R.Hillman	14	77	3.27	0	17	0	69.7	0
<b>Total</b>	<b>22</b>	<b>14</b>	<b>77</b>	<b>3.27</b>	<b>0</b>	<b>17</b>	<b>0</b>	<b>69.7</b>

**PASS RECEIVING**

Player	Att	Comp	Yds	Sk	TD	LG	Int	Pass Def
R.Cobb	6	27	4.5	17	0	17	0	0-0
R.Rodgers	2	16	8.0	11	0	11	0	0-0
J.Starks	2	9	4.5	5	0	5	0	0-0
E.Lacy	1	9	9.0	9	0	9	0	0-0
A.Harris	1	1	8	8	0	8	0	0-0
J.Peraini	1	1	8	8	0	8	0	0-0
J.Jones	1	1	2	2	0	2	0	0-0
<b>Total</b>	<b>14</b>	<b>77</b>	<b>5.5</b>	<b>5.5</b>	<b>0</b>	<b>17</b>	<b>0</b>	<b>0-0</b>

**INTERCEPTIONS**

Player	No	Yds	Net	TB	In20	LG	TD
D.Randall	1	0	0.0	0	0	0	0
<b>Total</b>	<b>1</b>	<b>0</b>	<b>0.0</b>	<b>0</b>	<b>0</b>	<b>0</b>	<b>0</b>

**PUNTING**

Player	No	Yds	Avg	Net	TB	In20	LG
T.McShay	5	231	46.2	43.8	0	1	49
<b>Total</b>	<b>5</b>	<b>231</b>	<b>46.2</b>	<b>43.8</b>	<b>0</b>	<b>1</b>	<b>49</b>

**PUNT RETURNS**

Player	No	Yds	Avg	FC	LG	TD
M.Hyde	1	9	9.0	1	9	0
J.Jones	1	0	0.0	0	0	0
<b>Total</b>	<b>2</b>	<b>9</b>	<b>9.0</b>	<b>1</b>	<b>9</b>	<b>0</b>

**KICK RETURNS**

Player	No	Yds	Avg	FC	LG	TD
M.Hyde	1	22	22.0	0	22	0
J.Abbaderti	4	4	0.0	0	0	0
<b>Total</b>	<b>5</b>	<b>26</b>	<b>5.2</b>	<b>0</b>	<b>22</b>	<b>0</b>

**FUMBLES**

Player	Fum	Lost	Rec	Yds	TD	FF	Rec	Yds	TDBds	Out
J.Jones	1	0	1	0	0	0	0	0	0	0
E.Lacy	1	0	1	0	0	0	0	0	0	0
A.Rodgers	1	0	0	0	0	0	0	0	0	0
<b>Total</b>	<b>3</b>	<b>0</b>	<b>3</b>	<b>0</b>	<b>0</b>	<b>0</b>	<b>0</b>	<b>0</b>	<b>0</b>	<b>0</b>

**TOTAL FIRST DOWNS**

Team	By Rushing	By Passing	By Penalty	Total
Green Bay Packers	14	7	3	24
Denver Broncos	9	15	0	24

**THIRD-DOWN EFFICIENCY**

Team	Att	Comp	Efficiency
Green Bay Packers	2-8	25%	6-12-50%
Denver Broncos	4-0	0%	0-0-0%

**FOURTH-DOWN EFFICIENCY**

Team	Att	Comp	Efficiency
Green Bay Packers	1-0	0%	0-0-0%
Denver Broncos	1-0	0%	0-0-0%

**NET YARDS PASSING**

Player	Yards	Attempts	Completion %
E.Lacy	3.27	3	33.3%
A.Rodgers	7.7	14	50.0%
<b>Total</b>	<b>11.0</b>	<b>17</b>	<b>64.7%</b>

**NET YARDS RUSHING**

Player	Yards	Attempts	Completion %
R.Hillman	3.27	14	23.6%
A.Rodgers	3.27	14	23.6%
<b>Total</b>	<b>6.54</b>	<b>28</b>	<b>23.6%</b>

**NET YARDS RUSHING**

Player	Yards	Attempts	Completion %
R.Hillman	3.27	14	23.6%
A.Rodgers	3.27	14	23.6%
<b>Total</b>	<b>6.54</b>	<b>28</b>	<b>23.6%</b>

**NET YARDS RUSHING**

Player	Yards	Attempts	Completion %
R.Hillman	3.27	14	23.6%
A.Rodgers	3.27	14	23.6%
<b>Total</b>	<b>6.54</b>	<b>28</b>	<b>23.6%</b>

**NET YARDS RUSHING**

Player	Yards	Attempts	Completion %
R.Hillman	3.27	14	23.6%
A.Rodgers	3.27	14	23.6%
<b>Total</b>	<b>6.54</b>	<b>28</b>	<b>23.6%</b>

**NET YARDS RUSHING**

Player	Yards	Attempts	Completion %
R.Hillman	3.27	14	23.6%
A.Rodgers	3.27	14	23.6%
<b>Total</b>	<b>6.54</b>	<b>28</b>	<b>23.6%</b>

CHARLOTTE, N.C. — Cam Newton was determined to protect the Carolina Panthers' house on Sunday at all costs. That meant the fifth-year quarterback taking down the Packers by throwing for three touchdowns and running for another in a 37-29 win.

Newton threw for 297 yards as the Panthers (8-0) took an important step toward securing home-field advantage throughout the NFC playoffs. Every other NFC team has at least two losses, including the Packers (6-2).

Carolina has now won 12 straight regular-season games, including seven straight at home.

Carolina led by 23 points in the fourth quarter before Aaron Rodgers railed Green Bay and nearly gave the Packers a chance to extend the game into overtime.

Rodgers threw for 369 yards and four TDs, but couldn't take advantage of one of Newton's few mistakes: an interception with 3:38 left in the game that gave the Packers the ball at the Carolina 22. Down by 8, Rodgers' fourth-and-goal pass from the Carolina 4 was intercepted by linebacker Thomas Davis.

It capped a frustrating day for the Packers. It was the second straight game the Panthers nearly surrendered a commanding fourth-quarter lead. Carolina lost a 17-point lead on Monday night to Indianapolis before rallying to win 29-26 in overtime. Coach Ron Rivera said the Panthers can't put themselves in that position.

Carolina outscored Green Bay 24-0 in the second quarter to open a 27-7 halftime lead behind three Newton scores. The dual-threat quarterback was dominant in the first half, throwing for 209 yards and two touchdowns and rushing for 37 yards and another score.

The Packers opened the game in man coverage and Newton made them pay right away by finding huge holes to run through for big gains. Carolina also had a bevy of big plays in the passing game. Carolina's first score set up by a 59-yard pass to Jericho Cotchery. Newton gave Carolina the lead for good at 10-7 with a 52-yard pass to rookie Devin Funchess leading to a 7-yard TD pass to Greg Olsen. Later, he came back with a 39-yard touchdown strike to Corey Brown with 41 seconds left in the half.

He also scored his 38th career TD rushing in the first half, moving into a tie for second place all-time among quarterbacks with Kordell Stewart. Only Steve Young (43) has more.

Newton repeatedly vented after rookie cornerback Damarious Randall, and the Panthers, despite playing without top defensive end Charles Johnson, kept pressure on Rodgers all day.

Still, Rodgers wouldn't give in. He 29-yard TD pass to James Starks and a 2-point conversion toss to Dante Adams cut the lead to 15. Then, on fourth-and-14, Rodgers rolled to his left evading three pass rushers and fired over the middle on the run to James Jones for a 36-yard completion to keep Green Bay's hopes alive. Rodgers completed the drive with a 3-yard pass to Richard Rodgers, his second touchdown of the game, to cut the lead to 37-29.

**OFFICIALS** — Referee: Gene Steratore (114); Umpire: Barry Anderson (20); Head Linesman: Ed Walker (123); Line Judge: Gary Arthur (108); Side Judge: Bob Waggoner (25); Field Judge: Mike Weatherford (116); Back Judge: Dino Paganeli (105); Replay Official: Darryll Lewis

**STARTING LINEUPS**

Green Bay Packers		Carolina Panthers	
Offense	Defense	Offense	Defense
WR 17 D.Akins	DE 98 L.Balon	WR 19 T.Ginn	LDE 94 K.Ealy
LT 69 D.Dakari	MOSE 90 B.Haji	LT 73 M.Oher	LDT 98 S.Lobulele
LG 71 J.Shton	DT 76 M.Daniels	LG 66 A.Silatu	RDT 99 K.Short
C 63 C.Linsley	LOB 96 M.Neal	C 67 R.Kail	RDE 66 J.Alien
RG 70 T.Lano	BLB 51 N.Palmer	RG 70 T.Turner	SLB 54 S.Thompson
RT 75 B.Buaga	MLB 52 C.Matthews	RT 82 G.Olsen	SLB 59 L.Kuehly
TE 82 R.Rodgers	ROLB 56 J.Peppers	TE 88 G.Olsen	TE 72 M.Renners
WR 18 R.Cobb	RCB 23 C.Hayward	WR 10 C.Brown	WR 21 C.Norman
QB 12 A.Rodgers	LCB 29 D.Randall	QB 1 C.Newton	QB 34 J.Hillman
RB 27 J.Kuhn	SS 42 M.Barnett	SS 28 E.Dickson	SS 41 K.Holper
FB 30 J.Klein	FS 21 H.Ginton-Dix	FS 84 J.Stewart	FS 20 K.Coleman

**GREEN BAY SUBSTITUTIONS** — K 2 M.Crosby, P 8 T.Masthay, FB 22 A.Ripkowski, S 32 C.Banio, DB 33 M.Hyde, CB 36 L.Gunter, CB 39 D.Goodson, RB 44 J.Starks, RB 46 A.Harris, LB 47 J.Panay, LB 48 J.Thomas, LB 53 N.Perry, LB 64 M.Perrina, LB 67 B.Barclay, C/G 73 J.Treter, G 79 J.Walker, TE 80 J.Perrilo, WR 83 J.Janis, WR 84 J.Abbott, DT 91 J.Elliott, DE 95 D.Jones, **DID NOT PLAY** — OB 16 S.Torlen, **INACTIVES** — OB 7 B.Hundley, CB 24 O.Rollins, CB 37 S.Shields, LB 55 A.Mulumba, G 65 L.Taylor, TE 86 K.Backman, WR 88 T.Montgomery.

**FIELD GOALS (made / & missed)**

Visitor	Home
Green Bay Packers	1 / 3
Carolina Panthers	3 / 4

**GREEN BAY DEFENSIVE STATISTICS (Official)**

UT	A	TEL	TI	SK	QBH	FF	FB	INT	PD
M.Burnett	6	3	1	9	0-0	1	0	0	2
N.Perry	5	2	1	7	0-0	0	0	0	1
C.Matthews	4	3	0	7	0-0	0	0	0	0
H.Clinton-Dix	3	4	0	7	0-0	0	0	0	0
J.Ryan	4	2	1	6	0-0	0	0	0	0
D.Randall	5	0	0	5	0-0	0	0	1	2
D.Goodson	4	0	1	4	0-0	1	0	0	0
M.Daniels	4	0	1	4	0-0	1	0	0	0
C.Hayward	2	1	1	3	0-0	0	0	0	1
<b>Totals</b>	<b>43</b>	<b>24</b>	<b>5</b>	<b>67</b>	<b>0-0</b>	<b>4</b>	<b>0</b>	<b>0</b>	<b>1-4</b>

Green Bay Packers		Carolina Panthers	
RUSHING	ATT	YDS	AVG
J.Starks	10	22	3.9
A.Rodgers	4	39	5.5
E.Lacy	5	10	2.0
<b>Total</b>	<b>19</b>	<b>71</b>	<b>3.7</b>

PASSING	ATT	CMP	YDS	SK/YD	TD
A.Rodgers	48	25	369	5/88	4
<b>Total</b>	<b>48</b>	<b>25</b>	<b>369</b>	<b>5/88</b>	<b>4</b>

PASS RECEIVING	NO	YDS	AVG
D.Adams	7	93	13.3
J.Starks	6	83	13.8
R.Rodgers	5	19	3.8
R.Cobb	4	99	24.8
J.Jones	2	57	28.5
A.Ripkowski	1	18	18.0
<b>Total</b>	<b>25</b>	<b>369</b>	<b>14.8</b>

INTERCEPTIONS	NO	YDS	AVG
D.Randall	1	4	4.0
<b>Total</b>	<b>1</b>	<b>4</b>	<b>4.0</b>

PUNTING	NO	YDS	AVG	NET	TB
T.Masthay	8	357	44.6	40.3	0
<b>Total</b>	<b>8</b>	<b>357</b>	<b>44.6</b>	<b>40.3</b>	<b>0</b>

PUNT RETURNS	NO	YDS	AVG	FC	LG	TD
M.Hyde	4	18	4.5	1	15	0
<b>Total</b>	<b>4</b>	<b>18</b>	<b>4.5</b>	<b>1</b>	<b>15</b>	<b>0</b>

KICK RETURNS	NO	YDS	AVG	FC	LG	TD
M.Hyde	3	71	23.7	0	30	0
<b>Total</b>	<b>3</b>	<b>71</b>	<b>23.7</b>	<b>0</b>	<b>30</b>	<b>0</b>

FUMBLES	Fum	Lost	Rec	Yds	TD	FF	Rec	Yds	TD	Bds	Out
A.Rodgers	1	0	1	0	0	0	0	0	0	0	0
E.Lacy	1	1	0	0	0	0	0	0	0	0	0
<b>Total</b>	<b>2</b>	<b>1</b>	<b>1</b>	<b>0</b>	<b>0</b>	<b>0</b>	<b>0</b>	<b>0</b>	<b>0</b>	<b>0</b>	<b>0</b>

FUMBLES	Fum	Lost	Rec	Yds	TD	FF	Rec	Yds	TD	Bds	Out
K.Ealy	0	0	0	0	0	1	0	0	0	0	0
C.Tillman	0	0	0	0	0	1	0	0	0	0	0
K.Love	0	0	0	0	0	1	0	0	0	0	0
<b>Total</b>	<b>0</b>	<b>0</b>	<b>0</b>	<b>0</b>	<b>0</b>	<b>2</b>	<b>1</b>	<b>0</b>	<b>0</b>	<b>0</b>	<b>0</b>

TOTAL FIRST DOWNS	Visitor	Home
By Rushing	21	20
By Passing	16	10
By Penalty	2	1
<b>THIRD-DOWN EFFICIENCY</b>	<b>3-14-21%</b>	<b>5-15-33%</b>
<b>FOURTH-DOWN EFFICIENCY</b>	<b>2-3-67%</b>	<b>0-0-0%</b>
<b>TOTAL NET YARDS</b>	<b>402</b>	<b>427</b>
Total Offensive Plays	72	66
Average gain per offensive play	5.6	6.5
<b>NET YARDS RUSHING</b>	<b>71</b>	<b>130</b>
Total Rushing Plays	19	36
Average gain per rushing play	3.7	3.6
Tackles for a loss-number and yards	-2-2	-5-24
<b>NET YARDS PASSING</b>	<b>331</b>	<b>297</b>
Times thrown - yards still att. to pass	5-38	0-0
Gross yards passing	369	297
<b>PASS ATT-COMP-INT</b>	<b>48-25-1</b>	<b>30-15-1</b>
Average gain per pass play	6.2	9.9
<b>KICKOFFS Number-In Ez.Touchbacks</b>	<b>5-3-3</b>	<b>8-7-5</b>
<b>PUNTS Number and Average</b>	<b>6-44-6</b>	<b>6-48-2</b>
Had Blocked	0	0

Fgs - PATs had blocked	Visitor	Home
Net Punting Average	40.3	45.2
<b>TOTAL RETURN YARDS (not inc. kickoffs)</b>	<b>22</b>	<b>34</b>
No. and Yards Punt Returns	4-18	5-33
No. and Yards Kickoff Returns	3-71	2-35
No. and Yards Interception Returns	1-4	1-1
<b>PENALTIES Number and Yards</b>	<b>7-87</b>	<b>6-45</b>
<b>FUMBLES Number and Lost</b>	<b>2-1</b>	<b>0-0</b>
<b>TOUCHDOWNS</b>	<b>4</b>	<b>1</b>
Rushing	0	1
Passing	4	3
<b>EXTRA POINTS Made-Attempts</b>	<b>4-4</b>	<b>4-4</b>
Kicking Made-Attempts	3-3	4-4
Passing Made-Attempts	1-1	0-0
<b>FIELD GOALS Made-Attempts</b>	<b>0-0</b>	<b>3-4</b>
RED-ZONE EFFICIENCY	2-3-67%	3-5-60%
<b>GOAL-TO-GO EFFICIENCY</b>	<b>2-3-67%</b>	<b>2-3-67%</b>
<b>SAFETIES</b>	<b>0</b>	<b>0</b>
<b>FINAL SCORE</b>	<b>29</b>	<b>37</b>
<b>TIME OF POSSESSION</b>	<b>27:48</b>	<b>32:12</b>



GREEN BAY, Wis. — Matthew Stafford couldn't bear to watch with his team on the verge of another heartbreaking moment. Instead, the Detroit Lions held on for a signature win in the unlikely of places.

Stafford threw for two touchdowns, and Detroit stopped a 24-game road losing streak against the Green Bay Packers with an 18-16 victory Sunday despite a late blunder by Calvin Johnson.

Mason Crosby made a 52-yard field goal as time expired after the Packers recovered an onside kick that was mishandled by Johnson with about 31 seconds left.

Detroit (2-7) had stopped Green Bay on a two-point conversion attempt after Aaron Rodgers hit Justin Perillo for an 11-yard touchdown pass on the previous drive. Backup cornerback Crezdon Butler, signed from the practice squad on Saturday, stuck a hand in front of Davante Adams to break up the conversion try.

A nervous Stafford said he couldn't watch that play. He threw for 242 yards for the league-worst Lions, an organization that had been reeling following the midseason firings of the team president and general manager.

The Packers (6-3) lost their third straight game, but this was a new low after their two previous defeats came on the road to Super Bowl contenders Denver and Carolina.

A slugish game filled with three-and-outs turned into a thriller in the fourth quarter.

The Lions barely held on for their first road win against Green Bay since 1991. Matt Prater missed two extra points, but also hit field goals from 49 and 51 yards.

Rodgers was 35 of 61 for 333 yards, but wasn't at his best. Receivers including Randall Cobb and Adams had a few drops.

Green Bay finally got into the end zone when Rodgers found tight end Richard Rodgers for a 4-yard touchdown pass with 5:55 left.

Lance Moore's 61-yard touchdown reception increased Detroit's lead to 18-10, and the Lions held off the Packers following Perillo's score. It has been a precipitous decline for a quick-strike offense that was once the envy of the NFL. The Packers' running game stalled, with James Starks gaining just 42 yards on 15 carries against the league's 26th-ranked defense.

Even Crosby's 44-yard field goal in the first quarter needed a little luck after glancing off the left upright but over the crossbar.

Otherwise, a Detroit defense without linebacker DeAndre Levy and cornerback Rashawn Mathis for the year frustrated Aaron Rodgers and the Packers for much of the afternoon.

The Lions didn't accomplish much against the Packers' rejuvenated defense until the fourth quarter.

**OFFICIALS** — Referee: John Hussey, (35); Umpire: Tony Michalak (115); Head Linesman: Wayne Mackie (106); Line Judge: Ron Marturacci (107); Side Judge: Allen Bynes (56); Field Judge: Jimmy Buchanan (88); Back Judge: Keith Ferguson (61); Replay Official: Mike Wimmer

**STARTING LINEUPS**

Detroit Lions		Green Bay Packers	
Offense	Defense	Offense	Defense
WR 15 G. Tate	DE 91 J. Jones	WR 17 D. Adams	NOSE 90 B. Raji
LT 71 R. Heift	DT 97 C. Heid	WR 89 J. Jones	DT 76 M. Daniels
LG 72 L. Tomlinson	DT 92 H. Ngata	LT 69 J. Bakhtiari	LOLB 56 J. Peppers
C 64 T. Swanson	DE 94 E. Esham	LG 71 J. Stilton	BLB 51 N. Palmer
RB 75 L. Wardroff	OLB 59 T. Whitehead	C 63 C. Lindsey	MLB 56 M. Matthews
RT 66 L. Waddell	MLB 55 T. Ulich	RG 70 T. Lang	ROLB 92 C. Matthews
TE 87 B. Pettigrew	CB 30 J. Johnson	RT 78 B. Bulaga	LOB 23 D. Randall
WR 16 L. Moore	CB 23 D. Slay	TE 82 R. Rodgers	RCB 37 S. Shields
WR 81 C. Johnson	CB 24 N. Lawson	WR 18 R. Cobb	CB 29 C. Hayward
RB 9 9 M. Stafford	SS 42 I. Abubakar	RB 42 M. Burnett	SS 12 A. Rodgers
RB 35 J. Bell	FS 27 G. Quinn	FS 44 J. Starks	FS 21 H. Clinton-Dix

**GREEN BAY SUBSTITUTIONS** — K 2 M. Crosby, P 8 T. Masthay, FB 22 A. Ripkowski, CB 24 Q. Rollins, FB 30 J. Kuhn, S 32 C. Barjo, DB 33 M. Hyde, CB 39 D. Goodson, RB 46 A. Harris, LB 47 J. Ryan, LB 48 J. Thomas, LB 53 M. Perry, LB 61 B. Boode, DT 64 M. Pennel, TG 67 D. Barclay, C/G 73 J. Treater, G 79 J. Walker, TE 80 J. Perillo, WR 83 J. Janis, WR 84 J. Adams, WR 85 J. Elliott, DE 95 D. Jones, DT 98 L. Gilson. **DID NOT PLAY** — CB 16 S. Toles. **INACTIVES** — CB 7 B. Hundley, RB 27 E. Lacy, CB 36 L. Gunter, LB 55 A. Mumumba, G 65 L. Taylor, TE 86 K. Backman, WR 88 T. Montgomery.

**FIELD GOALS (made (1) & missed)**

Player	Yards	Result
M. Prater	49 (51)	Missed
M. Crosby	44 (52SH)	Missed
M. Crosby	52	Missed

**TEAM STATISTICS**

Team	Qtr	Time	Play Description (Extra Point) (Drive Info)
Packers	1	10:06	M. Crosby 44 yd Field Goal (5:22-0:33)
Lions	2	0:12	M. Prater 49 yd Field Goal (5:22-0:33)
Lions	3	13:33	B. Pettigrew 2 yd pass from M. Stafford (kick failed, wi) (3-1; 1:27)
Lions	4	13:10	M. Prater 51 yd Field Goal (5:22-1:39)
Packers	4	5:55	R. Rodgers 4 yd pass from A. Rodgers (M. Crosby kick) (11-78; 4:05)
Lions	4	1:57	L. Moore 4 yd pass from M. Stafford (kick failed, wi) (3-80; 3:58)
Packers	4	0:32	J. Perillo 11 yd pass from A. Rodgers (pass failed) (8-73; 1:25)

**GREEN BAY DEFENSIVE STATISTICS (official)**

UT	A	TEL	TI	SK	QBH	FF	ER	Int	PD
11	1	1	12	0	0	0	0	1-2	1
6	5	0	11	0-0	0	0	0	0-0	0
6	1	0	7	0-0	0	0	0	0-0	0
4	3	1	7	0-0	0	0	0	0-0	2
2	5	0	7	0-0	0	0	0	0-0	0
4	1	1	5	0-0	0	0	0	0-0	0
4	0	1	4	0-0	0	0	0	0-0	0
2	1	1	3	0-0	0	0	0	0-0	0
2	1	1	3	0-0	1	0	0	0-0	0
<b>Totals</b>									

Player	Detroit Lions					Green Bay Packers				
	ATT	YDS	AVG	LG	TD	ATT	YDS	AVG	LG	TD
J. Bell	14	17	1.2	6	0	15	42	2.8	9	0
A. Abdullah	1	15	3.0	0	0	2	8	4.0	9	0
G. Tate	1	11	11.0	11	0	1	-3	-3.0	-3	0
T. Riddick	3	1	0.3	1	0	1	0	0	0	0
M. Stafford	2	1	0.5	1	0	0	0	0	0	0
M. Burton	1	0	0.0	0	0	0	0	0	0	0
Total	26	45	1.7	11	0	18	47	2.6	9	0

Player	Detroit Lions					Green Bay Packers				
	ATT	CMP	YDS	SK/YD	TD	ATT	CMP	YDS	SK/YD	TD
M. Stafford	38	24	242	0.0	2	43	1	87.8	32	0
Total	38	24	242	0.0	2	43	1	87.8	32	0

Player	Detroit Lions					Green Bay Packers				
	NO	YDS	AVG	NET	TD	NO	YDS	AVG	NET	TD
S. Martin	7	297	42.4	41.4	0	9	372	41.3	37.0	3
Total	7	297	42.4	41.4	0	9	372	41.3	37.0	3

Player	Detroit Lions					Green Bay Packers				
	NO	YDS	AVG	FC	LG	NO	YDS	AVG	FC	LG
G. Tate	4	39	9.8	1	23	2	7	3.5	1	6
(downed)	2	0	0.0	0	0	3	0	0.0	0	0
(out of bounds)	2	0	0.0	0	0	1	0	0.0	0	0
Returns	4	39	9.8	1	23	2	7	3.5	1	6
Total	8	39	9.8	1	23	5	7	3.5	1	6

Player	Detroit Lions					Green Bay Packers				
	Fum	Lost	Rec	Yds	TD	Fum	Lost	Rec	Yds	TD
M. Stafford	1	0	1	-5	0	0	0	0	0	0
G. Quinn	0	0	0	0	0	1	0	0	0	0
Total	1	0	1	-5	0	1	0	0	0	0

Category	Visitor	Home
<b>TOTAL FIRST DOWNS</b>	16	22
By Rushing	16	2
By Passing	13	17
By Penalty	1	3
<b>THIRD-DOWN EFFICIENCY</b>	5-16-31%	9-19-47%
<b>FOURTH-DOWN EFFICIENCY</b>	1-1-100%	0-0-0%
<b>TOTAL NET YARDS</b>	287	372
Total Offensive Plays	64	82
Average gain per offensive play	4.5	4.5
<b>NET YARDS RUSHING</b>	45	47
Total Rushing Plays	26	18
Average gain per rushing play	1.7	2.6
Tackles for a loss-number and yards	5-8	1-3
<b>NET YARDS PASSING</b>	242	325
Times thrown - yards still att. to pass	0-0	3-8
<b>PASS ATT-COMP-INT</b>	24/24/2	33/33/0
Gross yards passing	38-24-1	61-35-0
Average gain per pass play	6.4	5.1
<b>KICKOFFS Number-in EZ-Touchbacks</b>	5-3-2	4-3-1
<b>PUNTS Number and Average</b>	7-42.4	9-41.3
Had Blocked	0	0

Category	Visitor	Home
<b>Fgs - PATs had blocked</b>	0-0	0-0
Net Punting Average	41.4	37.0
<b>TOTAL RETURN YARDS (not inc. kickoffs)</b>	39	2-7
No. and Yards Punt Returns	4-39	1-1
No. and Yards Kickoff Returns	2-134	3-78
No. and Yards Interception Returns	0-0	1-2
<b>PEANUTS Number and Yards</b>	3-35	5-55
<b>TOUCHDOWNS</b>	1-0	1-0
Rushing	0	0
Passing	2	2
<b>EXTRA POINTS Made-Attempts</b>	0-2	1-2
Kicking Made-Attempts	0-2	1-1
Passing Made-Attempts	0-0	0-1
<b>FIELD GOALS Made-Attempts</b>	2-2	1-2
RED-ZONE EFFICIENCY	2-2-100%	2-2-100%
GOAL-TO-GO EFFICIENCY	2-2-100%	1-1-100%
<b>SAFETIES</b>	0	0
<b>FINAL SCORE</b>	18	16
<b>TIME OF POSSESSION</b>	30:40	29:20



# GREEN BAY 30, MINNESOTA 13

TCF Bank Stadium, Sunday, Nov. 22, 2015. Attendance: 52,529. Time: 3:15. Weather: 30° F. Wind: S 8 mph

## GAME 10

**MINNEAPOLIS** — The Green Bay Packers were in a funk, booed by their loyal fans the week before and passed by the Minnesota Vikings in the NFC North. Aaron Rodgers said the Packers responded with a resolute victory.

Rodgers threw for a pair of touchdown passes without a routine victory. Dalton Jones had two of Green Bay's six sacks and Eddie Lacy contributed a season-high 100 yards rushing to help the Packers beat the Vikings 30-13 on Sunday and stop a three-game losing streak.

James Jones had six catches for 109 yards after several quiet games and Mason Crosby made all five of his field goal tries, lifting the Packers (7-3) to their 10th win over the Vikings in the last 11 meetings with Rodgers at quarterback. He has thrown for 28 touchdown passes with just three interceptions in those games.

From Lacy to Crosby to the two-time NFL MVP Rodgers, the underperforming Packers bounced back in a big way to post the highest score against the Vikings this season.

Rodgers was ho-hum 16-for-34 for 212 yards but brilliant when he needed to be on third-down scoring passes to Jones and Randall Cobb. The Vikings (7-3) had their five-game winning streak shoved back in their face by a proud Packers team that clearly wasn't ready to concede a division it has won four straight times. The rematch is on Jan. 3 in Green Bay.

Patterson was held to 45 yards on 13 carries with one touchdown. He lost a fumble at the next possession, all but sealing the first loss by the Vikings at home in eight games since the Packers won here almost exactly a year ago.

Right after the ugliest of their three straight defeats, an 18-16 decision at home against Detroit, Rodgers and the Packers roared back with a vintage performance against the Vikings to the delight of the energy fans chanting, "Go, Pack, Go!" throughout the evening.

The Packers used a 50-yard pass interference penalty on Terence Newman, who was covering left lanes on third-and-15 from the 15, to set up the 10-yard touchdown toss by Rodgers to Cobb with 10 seconds left in the first half. An illegal-contact call on Anthony Barr during a third-down incompleting game Rodgers yet another opportunity on that defining drive.

On the first play of the fourth quarter, Rodgers rolled right on third-and-9 and zinged the ball to Jones at the edge of the end zone for a 27-yard score on the shoveled the two-point conversion pass to Jones, too, for a 27-13 lead.

After Rodgers attempted 61 passes against the Lions and came away with a sore shoulder, the Packers were determined to re-establish Lacy and James Starks between the tackles.

Bridgewater took quite a bruising, leaving the game briefly with an injury to his left shoulder but still finishing 25 for 37 for 296 yards and a touchdown without any turnovers. The Packers went without a sack on their entire three-game losing streak.

Patterson, the NFL's leading rusher who passed the 1,000-yard mark for a seventh season, averaged 116 yards over the first 15 times he played the Packers with four games of 150-plus yards.

**OFFICIALS** — Referee: Walt Coleman (65); Umpire: Carl Paganelli (124); Head Linesman: Jerry Bergman (91); Line Judge: Kevin Codery (16); Side Judge: Jon Luchiansky (69); Field Judge: Boris Creek (41); Back Judge: Rich Martinez (39); Replay Official: Louis Mazzaro

Green Bay Packers		Minnesota Vikings	
WR	DE	WR	DE
17 D.Aarons	90 B.Ball	14 S.Diggs	LDE
69 D.DaRian	90 B.Ball	75 M.Kahl	DT
71 J.Stilton	DT	63 B.Fusco	NT
63 C.Linsley	LOLB	61 J.Berger	RDE
70 T.Lano	BLB	79 M.Harris	MLB
75 B.Buraga	MLB	52 C.Matthews	RT
82 R.Rodgers	ROLB	56 J.Peters	RT
18 R.Cobb	LCB	23 D.Handall	FB
89 S.Shields	RCB	37 S.Shields	WR
12 A.Rodgers	SS	42 M.Burnett	SS
44 J.Starks	FS	21 H.Climton-Dix	FS

**GREEN BAY SUBSTITUTIONS** — K 2 M.Crosby, P 8 T.Masthay, FB 22 A.Ripkowski, CB 24 Q.Rollins, RB 27 E.Lacy, CB 29 C.Hayward, FB 30 J.Kuhn, S 32 C.Baino, DB 33 M.Hyde, CB 39 D.Goodson, LB 47 J.Fyan, LB 48 J.Thomas, LB 53 N.Perry, LS 61 B.Goode, DT 64 M.Pennel, TG 67 D.Barclay, C/G 73 J.Treter, TE 80 J.Jenkins, TE 80 J.Perrillo, TE 86 K.Backman, LB 91 J.Elliott, DE 95 D.Jones. **DID NOT PLAY** — OB 16 S.Tozien, **INACTIVES** — OB 7 B.Hundley, CB 36 L.Lunter, RB 46 A.Harris, LB 55 A.Mulumba, G 55 L.Taylor, WR 84 J.Abbrederis, WR 88 T.Montgomery.

Green Bay Packers		Minnesota Vikings	
WR	DE	WR	DE
17 D.Aarons	90 B.Ball	14 S.Diggs	LDE
69 D.DaRian	90 B.Ball	75 M.Kahl	DT
71 J.Stilton	DT	63 B.Fusco	NT
63 C.Linsley	LOLB	61 J.Berger	RDE
70 T.Lano	BLB	79 M.Harris	MLB
75 B.Buraga	MLB	52 C.Matthews	RT
82 R.Rodgers	ROLB	56 J.Peters	RT
18 R.Cobb	LCB	23 D.Handall	FB
89 S.Shields	RCB	37 S.Shields	WR
12 A.Rodgers	SS	42 M.Burnett	SS
44 J.Starks	FS	21 H.Climton-Dix	FS

**FIELD GOALS (made / & missed)**  
M.Crosby (4/2) (4/7) (4/0) (4/2) (5/2)

Team	Qtr	Time	Play Description (Extra Point/Drive Info)	Score
Packers	1	4:49	M.Crosby 42 yd. Field Goal (13-55, 5:35)	3-0
Vikings	1	3:07	K Rudolph 47 yd. pass from T.Bridgewater (kick failed, wr) (7-64, 1:48)	3-0
Packers	1	1:37	M.Crosby 40 yd. Field Goal (4-5, 1:24)	6-0
Packers	2	10:17	M.Crosby 40 yd. Field Goal (6-45, 2:18)	9-0
Packers	2	0:06	R.Cobb 10 yd. pass from A.Rodgers (M.Crosby kick) (9-30, 2:13)	16-0
Packers	3	10:33	M.Crosby 42 yd. Field Goal (12-51, 4:47)	19-0
Vikings	3	2:37	A.Peterson 6 yd. run (B.Walsh kick) (4-63, 2:00)	19-0
Packers	4	14:51	J.Jones 27 yd. pass from A.Rodgers (A.Rodgers-J.Jones pass) (7-30, 2:46)	27-0
Packers	4	4:14	M.Crosby 52 yd. Field Goal (4-1, 0:23)	30-0

Green Bay Packers										Minnesota Vikings									
RUSHING	ATT	YDS	AVG	LG	TD	RUSHING	ATT	YDS	AVG	LG	TD	RUSHING	ATT	YDS	AVG	LG	TD		
E.Lacy	22	100	4.5	27	0	A.Peterson	13	45	3.5	11	1	A.Peterson	13	45	3.5	11	1		
J.Starks	8	14	1.8	9	0	T.Bridgewater	4	10.8	18	0	0	M.Walace	1	6	6.0	6	0		
A.Rodgers	3	6	2.0	8	0	J.Kuhn	1	6	6.0	6	0	Total	18	94	5.2	18	1		
J.Jones	1	4	4.0	4	0	Total	34	124	3.6	27	0	Total	37	256	6.48	1	1		
Total	34	124	3.6	27	0	A.Rodgers	34	16	212	2/16	2	37	0	86.9	1	0	0		
<b>PASSING</b>										<b>PASSING</b>									
ATT	CMP	YDS	SK/YD	LG	IN	RT	ATT	CMP	YDS	SK/YD	LG	IN	RT						
A.Rodgers	34	16	212	2/16	2	37	0	86.9	34	25	296	6/48	1	47	0	38.6			
Total	34	16	212	2/16	2	37	0	86.9	Total	38	25	296	6/48	1	47	0	38.6		
<b>PASS RECEIVING</b>										<b>PASS RECEIVING</b>									
NO	YDS	AVG	LG	TD	NO	YDS	AVG	LG	TD	NO	YDS	AVG	LG	TD					
J.Jones	6	109	18.2	37	1	S.Diggs	6	106	17.7	47	1	K.Rudolph	6	66	11.0	17	0		
D.Aarons	3	36	12.0	16	0	J.Diggs	4	50	12.5	18	0	J.Wright	4	50	12.5	18	0		
A.Rodgers	3	7	2.3	5	0	R.Cobb	2	24	12.0	14	1	J.Rellison	2	19	9.5	18	0		
R.Cobb	2	24	12.0	14	1	R.Cobb	2	15	7.5	10	0	A.Peterson	2	15	7.5	10	0		
J.Starks	1	30	30.0	30	0	J.McKinnon	1	15	15.0	13	0	M.Asiata	1	8	8.0	8	0		
E.Lacy	1	6	6.0	6	0	M.Pruitt	1	9	9.0	8	0	Z.Line	1	7	7.0	7	0		
Total	16	212	13.3	37	2	Total	25	296	11.8	47	1	Total	25	296	11.8	47	1		
<b>INTERCEPTIONS</b>										<b>INTERCEPTIONS</b>									
NO	YDS	AVG	LG	TD	NO	YDS	AVG	LG	TD										
0	0	0.0	0	0	0	0	0.0	0	0										
<b>PUNTING</b>										<b>PUNTING</b>									
NO	YDS	AVG	NET	TB	IN20	LG	NO	YDS	AVG	NET	TB	IN20	LG						
T.Masthay	4	152	38.0	38.0	0	2	50	48	J.Llooke	6	245	40.8	36.0	1	1	48			
Total	4	152	38.0	38.0	0	2	50	48	Total	6	245	40.8	36.0	1	1	48			
<b>PUNT RETURNS</b>										<b>PUNT RETURNS</b>									
NO	YDS	AVG	FC	LG	TD	NO	YDS	AVG	FC	LG	TD								
R.Cobb	2	9	4.5	3	0	M.Sherels	1	0	0.0	1	0								
(back)	1	0	0.0	0	0	(out of bounds)	2	0	0.0	0	0								
Returns	2	9	4.5	3	0	Returns	1	0	0.0	1	0								
<b>KICK RETURNS</b>										<b>KICK RETURNS</b>									
NO	YDS	AVG	FC	LG	TD	NO	YDS	AVG	FC	LG	TD								
J.Jones	2	83	41.5	0	0	C.Patterson	3	103	34.3	0	0								
(back)	1	0	0.0	0	0	Z.Line	2	38	19.0	0	0								
Returns	2	83	41.5	0	0	(out of bounds)	1	0	0.0	0	0								
<b>FUMBLES</b>										<b>FUMBLES</b>									
Fum	Lost	Rec	Yds	TD	FF	Rec	Yds	TD	Out										
0	0	0	0	0	1	0	0	0	0										
M.Burnett	0	0	0	0	1	0	0	0	0										
S.Shields	0	0	0	0	1	0	0	0	0										
Total	0	0	0	0	1	0	0	0	0										

TOTAL FIRST DOWNS		Visitor	Home
By Rushing	19	16	6
By Passing	10	11	0
By Penalty	0	0	0
<b>THIRD-DOWN EFFICIENCY</b>	6-16-38%	5-13-38%	0
<b>FOURTH-DOWN EFFICIENCY</b>	0-0-0%	0-2-0%	0
<b>TOTAL NET YARDS</b>	320	342	62
Total Offensive Plays	70	82	12
Average gain per offensive play	4.6	5.5	0.9
<b>NET YARDS RUSHING</b>	124	94	30
Total Rushing Plays	34	18	16
Average gain per rushing play	3.6	5.2	-1.6
Tackles for a loss-number and yards	5-12	3-7	2-8
<b>NET YARDS PASSING</b>	196	248	52
Times thrown - yards lost to pass	2-16	6-48	1-1
Gross yards passing	212	296	1-1
<b>PASS ATT-COMP-INT</b>	34-16-0	38-25-0	0
Average gain per pass play	5.4	5.6	0
<b>KICKOFFS Number-In Ez-Touchbacks</b>	8-4-2	3-2-1	0
<b>PUNTS Number and Average</b>	4-38.0	6-40.8	0
Head Blocked	0	0	0

FGs - PATs had blocked		Visitor	Home
Net Punting Average	38.0	40.8	36.0
<b>TOTAL RETURN YARDS (not inc. kickoffs)</b>	9	9	0
No. and Yards Punt Returns	2-9	5-14	0
No. and Yards Kickoff Returns	2-83	5-141	0
No. and Yards Interception Returns	0-0	0-0	0
<b>PEANUTS Number and Yards</b>	4-19	8-110	0
Total Offense	0-0	0-0	0
<b>TOUCHDOWNS</b>	2	2	2
Rushing	0	1	1
Passing	2	1	1
<b>EXTRA POINTS Made-Attempts</b>	2-2	1-2	0
Kicking Made-Attempts	1-1	1-1	0
Passing Made-Attempts	1-1	0-0	0
<b>FIELD GOALS Made-Attempts</b>	5-5	0-0	0
RED-ZONE EFFICIENCY	1-2-50%	1-1-100%	0
GOAL-TO-GO EFFICIENCY	1-1-100%	0-0-0%	0
<b>SAFETIES</b>	0	0	0
<b>FINAL SCORE</b>	30	13	0
<b>TIME OF POSSESSION</b>	30:22	29:38	0





# 2015 UPDATED BIOGRAPHIES

THROUGH WEEK 12

## **84 Jared Abbrederis, WR, 2nd Year, Wisconsin**

- Spent his entire rookie season on injured reserve in 2014 after sustaining a season-ending knee injury early in training camp.
- Finished his career at Wisconsin tied for the school record for receptions (202) and ranked No. 2 all-time in receiving yards (3,140) and TD catches (23).
- Caught a school-record 78 passes for 1,081 yards (13.9 avg.) and seven TDs as a senior in 2013, just the fourth 1,000-yard receiving season in Badgers history, on his way to being named a first-team All-Big Ten selection.

**2015 SEASON:** Has played in three games, dressed but did not play in another and was inactive for one...Has returned two kickoffs for 52 yards (26.0 avg.)...Was signed to the 53-man roster on Oct. 3 after spending the first three games on the team's practice squad.

- ▶ **at San Francisco 49ers (Oct. 4):** Dressed, but did not play.
- ▶ **vs. St. Louis Rams (Oct. 11):** Made his NFL debut, appearing on the final snap of the game as the Packers ran out the clock.
- ▶ **vs. San Diego Chargers (Oct. 18):** Played three snaps on offense and also took over as the kickoff returner after WR Ty Montgomery departed in the second quarter due to an ankle injury...Posted a 30-yard return on his first career return on the opening kick of the second half.
- ▶ **at Denver Broncos (Nov. 1):** Had a 22-yard kickoff return in the fourth quarter.
- ▶ **at Carolina Panthers (Nov. 8):** Played three snaps on offense and six on special teams.
- ▶ **vs. Detroit Lions (Nov. 15):** Posted the first catches of his career, finishing with four receptions for 57 yards (14.3 avg.), highlighted by his 32-yard grab with just over six minutes remaining in the game...On the play, made an out-and-up move on LB Tahir Whitehead to get open down the sideline as a scrambling QB Aaron Rodgers found him at the Detroit 4...Fumbled out of bounds on the play after absorbing a hit in the back from S Glover Quin that would force him to exit the game, but the play was ruled a catch...His first career catch came in the second quarter when he beat CB Quandre Diggs on a 15-yard reception down the left sideline to convert a third-and-1.
- ▶ **at Minnesota Vikings (Nov. 22):** Inactive (rib/chest).
- ▶ **vs. Chicago Bears (Nov. 26):** Inactive (rib/chest).

## **17 Davante Adams, WR, 2nd Year, Fresno State**

- Played in all 16 games with 11 starts as a rookie in 2014, hauling in 38 receptions for 446 yards (11.7 avg.) and three TDs.
- Registered 121 receiving yards in the Week 13 win vs. New England, the most by a Green Bay rookie since WR Sterling Sharpe's 124-yard effort vs. Detroit on Nov. 20, 1988.
- Set franchise postseason single-game records for the most catches and receiving yards by a rookie when he posted seven grabs for 117 yards (16.7 avg.) and a TD in the NFC Divisional playoff victory vs. Dallas.

**2015 SEASON:** Has started all seven games he has played in and has 32 receptions for 322 yards (10.1 avg.)...Was inactive for three games (Weeks 4-6) due to an ankle injury.

- ▶ **at Chicago Bears (Sept. 13):** Started and led the team with 59 receiving yards on four catches (14.8 avg.), highlighted by his 25-yard sideline grab early in the third quarter down to the Chicago 6 that set up QB Aaron Rodgers' 1-yard TD pass to WR James Jones two plays later... Added a 21-yard grab in the second quarter...With 34 seconds remaining and the Packers leading 31-23, fielded K Robbie Gould's onside kick at the Chicago 46 to seal the victory.
- ▶ **vs. Seattle Seahawks (Sept. 20):** Started and played 56 snaps, leaving the game in the second quarter due to an ankle injury but later returning to the field...Caught five passes for 33 yards (6.6 avg.).
- ▶ **vs. Kansas City Chiefs (Sept. 28):** Was limited to just three snaps after re aggravating the ankle injury on the first possession of the game as he went up for a pass attempt on third down.
- ▶ **at San Francisco 49ers (Oct. 4):** Inactive (ankle), the first game he had missed in his career due to injury.

- ▶ **vs. St. Louis Rams (Oct. 11):** Inactive (ankle).
- ▶ **vs. San Diego Chargers (Oct. 18):** Inactive (ankle).
- ▶ **at Denver Broncos (Nov. 1):** Returned to action, appearing on 51 of 53 plays...Caught one pass for 8 yards.
- ▶ **at Carolina Panthers (Nov. 8):** Posted a team-leading seven catches for 93 yards (13.3 avg.), with four of the receptions going for first downs... Had a 40-yard catch down to the Carolina 9 on the final play of the first half as time expired, the second-longest catch of his career, as he came back to make the catch with CB Charles Tillman covering him...Caught his first career two-point conversion in the fourth quarter, making the grab with Tillman blanketing him in coverage.
- ▶ **vs. Detroit Lions (Nov. 15):** Led the team with a career-high 10 receptions for 79 yards (7.9 avg.), the most catches by a Packer in a game this season...Four of the receptions came on Green Bay's opening drive of the game, one that was capped off with a 44-yard Mason Crosby FG...On the Packers' final drive, caught a 12-yard pass over the middle on third-and-10 to help set up Crosby's game-winning FG attempt that would fall short.
- ▶ **at Minnesota Vikings (Nov. 22):** Played 61 snaps and caught three passes for 36 yards (12.0 avg.)...Two of the receptions went for first downs, including a 16-yard grab late in the third quarter on a drive capped off by WR James Jones' 27-yard TD catch.
- ▶ **vs. Chicago Bears (Nov. 26):** Appeared on 69 plays and had two catches for 14 yards (7.0 avg.).

## **86 Kennard Backman, TE, Rookie, Alabama-Birmingham**

- Started 37 of 48 games played in his four-year career at the University of Alabama-Birmingham.
- Finished his career with 96 receptions for 979 yards (10.2 avg.) and seven touchdowns. Registered at least one catch in 25 of his final 26 games.
- Set career highs in starts (12), receptions (team-high 39) and receiving yards (399) as a senior, earning second-team All-Conference USA honors.

**2015 SEASON:** Has played in four games, dressed but did not play in one contest and has been inactive for six others (Weeks 1-3, 8-10).

- ▶ **at Chicago Bears (Sept. 13):** Inactive (healthy scratch).
- ▶ **vs. Seattle Seahawks (Sept. 20):** Inactive (healthy scratch).
- ▶ **vs. Kansas City Chiefs (Sept. 28):** Inactive (healthy scratch).
- ▶ **at San Francisco 49ers (Oct. 4):** Made his NFL debut, appearing on three plays on offense.
- ▶ **vs. St. Louis Rams (Oct. 11):** Played three snaps on offense.
- ▶ **vs. San Diego Chargers (Oct. 18):** Dressed, but did not see any action.
- ▶ **at Denver Broncos (Nov. 1):** Inactive (healthy scratch).
- ▶ **at Carolina Panthers (Nov. 8):** Inactive (healthy scratch).
- ▶ **vs. Detroit Lions (Nov. 15):** Inactive (healthy scratch).
- ▶ **at Minnesota Vikings (Nov. 22):** Played six snaps on special teams and two on offense.
- ▶ **vs. Chicago Bears (Nov. 26):** Appeared on 10 plays on special teams.

## **69 David Bakhtiari, T, 3rd Year, Colorado**

- Has started all 43 regular-season games at left tackle for the Packers in his first two-plus seasons in the league and was named a Pro Bowl alternate in 2014.
- In 2013, became the first rookie to start every game at LT for Green Bay since the league went to a 16-game schedule in 1978.
- By starting at San Francisco in the 2013 season opener, he became just the fourth Green Bay rookie to start at LT in Week 1 since the 1970 AFL-NFL merger and the first since Ken Ruettggers in 1985.

**2015 SEASON:** Has started all 11 games at LT...Part of a line that has helped the Packers rank No. 12 in the league in scoring (23.8 ppg), No. 10 in rushing (115.7 ypg) and tied for No. 1 in giveaways (eight)...Has helped the offense register seven games with 120-plus rushing yards, tied for No. 2 in the NFL behind only Carolina (eight).



► **at Chicago Bears (Sept. 13):** Started at LT and played all 60 snaps as the offensive line didn't allow a sack of QB Aaron Rodgers...Protected Rodgers as he threw for 189 yards and three TDs on 18-of-23 passing for a 140.5 passer rating...Helped clear holes for a ground game that produced 133 yards on 30 carries (4.4 avg.), highlighted by RB Eddie Lacy's 85 yards on 19 attempts (4.5 avg.).

► **vs. Seattle Seahawks (Sept. 20):** Started at LT and played all 71 snaps...Helped protect Rodgers as he connected on 25 of 33 passes for 249 yards and two TDs with no INTs for a 116.9 passer rating...With Lacy departing after just eight snaps due to an ankle injury, helped clear holes for RB James Starks as he racked up 95 yards on 20 carries (4.8 avg.)... With 127 yards as a team on 29 attempts (4.4 avg.), it marked the first time since 2004 that the Packers posted 125-plus rushing yards in both of the first two games.

► **vs. Kansas City Chiefs (Sept. 28):** Started at LT and played all 76 snaps...Protected Rodgers as the line allowed just one sack to a Kansas City defense that had registered eight sacks in the first two games...Helped give Rodgers time to complete 24 of 35 passes for 333 yards and five TDs with no INTs, the fourth game of his career with five-plus TD passes, a franchise record...Also helped clear holes for a rushing attack that delivered 123 yards on 32 attempts (3.8 avg.).

► **at San Francisco 49ers (Oct. 4):** Started at LT and played all 73 snaps, helping the Packers rush for a season-high 162 yards and a TD on 33 attempts (4.9 avg.)...It marked the fourth straight 120-yard rushing effort by the Packers, the first time they had cleared that mark in each of the first four games since 1971...Helped the Packers control the clock for a season-high 36:34.

► **vs. St. Louis Rams (Oct. 11):** Started at LT and appeared on all 62 snaps...Part of a line that gave up just two sacks to a St. Louis defense that entered the game tied for No. 2 in the league in the category with 17 in the first four contests.

► **vs. San Diego Chargers (Oct. 18):** Started at LT and played all 53 snaps...Helped the Packers post 133 rushing yards on just 17 carries, a 7.8-yard average that was the best by Green Bay since Oct. 10, 2010, at Washington (9.2, 17-157)...Helped clear the way for Starks' 112 yards on just 10 carries (11.2 avg.), the best yards-per-carry average by an NFL back this season (min. 10 att.).

► **at Denver Broncos (Nov. 1):** Started at LT and appeared on all 53 plays.

► **at Carolina Panthers (Nov. 8):** Started at LT and played all 77 snaps...Helped protect Rodgers as he threw for a season-high 369 yards and four TDs on 25-of-48 passing.

► **vs. Detroit Lions (Nov. 15):** Started at LT and played 57 snaps, departing the game early in the fourth quarter due to a knee injury and did not return...Helped protect Rodgers as he completed a career-high 35 passes and threw for 333 yards, his second straight 300-yard game.

► **at Minnesota Vikings (Nov. 22):** Started at LT and played all 77 snaps, helping clear holes for Lacy as he rushed for a season-high 100 yards on 22 carries (4.5 avg.)...Part of a line that allowed just two sacks of Rodgers as he threw for 212 yards and two TDs with no INTs.

► **vs. Chicago Bears (Nov. 26):** Started at LT and played all 78 snaps...Helped the offense rack up a season-high 177 yards rushing on 28 carries (6.3 avg.), the best yardage total on the ground by Green Bay since the team posted 179 yards vs. Atlanta in Week 14 last season...Blocked for Lacy as he registered a season-high 105 yards rushing on 17 carries (6.2 avg.), the first Green Bay RB to register back-to-back 100-yard rushing games since Ahman Green in 2006 (three straight).

### **32 Chris Banjo, S, 2nd Year, Southern Methodist**

• Finished the 2014 season on the active roster, recording three special teams tackles in the final three regular-season games. Tied for second on the team with three special teams tackles in two postseason contests. Spent the first 13 games of the 2014 season on the practice squad.

• Appeared in 16 games with one start as a rookie in 2013, recording 15 tackles (12 solo) and a pass defended. Finished second on the team with 10 tackles on special teams.

• Was one of three rookie free agents to make the 2013 opening-day roster

after a strong preseason that saw him rank fifth on the team with 10 tackles (nine solo) and a sack.

**2015 SEASON:** Has appeared in all 11 games with one start...Has posted four solo tackles and a pass defended on defense...Leads the team with 15 tackles on special teams.

► **at Chicago Bears (Sept. 13):** Played 14 snaps on special teams.

► **vs. Seattle Seahawks (Sept. 20):** Appeared on 19 plays on special teams and recorded a tackle.

► **vs. Kansas City Chiefs (Sept. 28):** Started the second game of his NFL career as the Packers opened up with three safeties...Appeared on 33 plays on defense and registered two solo tackles and a pass defended...On the Chiefs' second possession of the game, made a two-handed deflection of QB Alex Smith's pass intended for WR Jeremy Maclin on third down near the sideline to force a three-and-out...Was tied for the team lead and matched his career high with three tackles on special teams

► **at San Francisco 49ers (Oct. 4):** Played 19 snaps on special teams, which was tied for the team high, and four on defense...Registered a team-high two tackles on special teams.

► **vs. St. Louis Rams (Oct. 11):** Played 31 snaps on defense and recorded a solo tackle...Also was tied for the team lead with 22 snaps on special teams and registered a tackle.

► **vs. San Diego Chargers (Oct. 18):** Led the team with three tackles on special teams, which matched his career high...Posted a stop of WR Jacoby Jones for a 2-yard loss on a third-quarter punt return when he brought him down at the San Diego 21...Also played 18 snaps on defense and registered a solo tackle.

► **at Denver Broncos (Nov. 1):** Registered two tackles on special teams, tying for the team lead.

► **at Carolina Panthers (Nov. 8):** Played 27 snaps on special teams and registered a tackle.

► **vs. Detroit Lions (Nov. 15):** Appeared on 26 plays on special teams and one on defense.

► **at Minnesota Vikings (Nov. 22):** Played 23 snaps on special teams and registered two tackles, tying for the team high...Also appeared on six defensive plays.

► **vs. Chicago Bears (Nov. 26):** Appeared on 23 plays on special teams and eight on defense.

### **67 Don Barclay, T/G, 4th Year, West Virginia**

• Missed the entire 2014 campaign after sustaining a season-ending knee injury in practice on Aug. 5, 2014.

• Started a career-high 14 games at right tackle in 2013.

• Appeared in all 16 contests in 2012, the only Green Bay rookie on the offensive side of the ball to do so, and opened the final four regular-season games and both playoff contests at RT.

**2015 SEASON:** Has played in all 11 games with three starts at RT (Weeks 2-4).

► **at Chicago Bears (Sept. 13):** Played five snaps on special teams, appearing on the line on extra points and K Mason Crosby's lone FG of the afternoon.

► **vs. Seattle Seahawks (Sept. 20):** Started at RT in place of an injured Bryan Bulaga (knee) and played all 71 snaps, his first start since the 2013 season finale at Chicago...Helped protect Rodgers as he connected on 25 of 33 passes for 249 yards and two TDs with no INTs for a 116.9 passer rating...With RB Eddie Lacy exiting the game after just eight snaps due to an ankle injury, helped clear holes for RB James Starks as he racked up 95 yards on 20 carries (4.8 avg.).

► **vs. Kansas City Chiefs (Sept. 28):** Started at RT and played all 76 snaps...Protected Rodgers as the line allowed just one sack to a Kansas City defense that had registered eight sacks in the first two games...Was matched up with three-time Pro Bowl LB Justin Houston for much of the evening and did not allow him to record a sack...Helped give Rodgers time to complete 24 of 35 passes for 333 yards and five TDs with no INTs, the fourth game of his career with five-plus TD passes, a franchise record... Also helped clear holes for a rushing attack that delivered 123 yards on 32 attempts (3.8 avg.).

► **at San Francisco 49ers (Oct. 4):** Started at RT for the third straight



game and played all 73 snaps, helping the Packers rush for a season-high 162 yards and a TD on 33 attempts (4.9 avg.)...It marked the fourth straight 120-yard rushing effort by the Packers, the first time they had cleared that mark in each of the first four games since 1971...Helped the Packers control the clock for a season-high 36:34.

►vs. **St. Louis Rams (Oct. 11):** Played six snaps at RG in the first half in place of an injured T.J. Lang (knee), and also played five snaps on special teams.

►vs. **San Diego Chargers (Oct. 18):** Appeared on nine plays on special teams.

►at **Denver Broncos (Nov. 1):** Played the final two snaps of the game at RG in place of Lang (coach's decision), and appeared on eight plays on special teams.

►at **Carolina Panthers (Nov. 8):** Played 11 snaps on special teams.

►vs. **Detroit Lions (Nov. 15):** Played the final 30 offensive snaps at LT, the first action of his career at the position during his time in Green Bay...Entered the game early in the fourth quarter after David Bakhtiari departed due to a knee injury.

►at **Minnesota Vikings (Nov. 22):** Played nine snaps on special teams.

►vs. **Chicago Bears (Nov. 26):** Played 17 snaps at RT, entering the game midway through the fourth quarter in place of an injured Bulaga (ankle).

### **58 Sam Barrington, LB, 3rd Year, South Florida**

• Started seven of 14 games played in 2014 (four at MLB, three at BLB) and recorded 68 tackles, one sack, four QB hits, five pressures and two passes defended as well as three tackles on special teams.

• Led Green Bay in both tackles (15) and solo tackles (12) in the 2014 postseason.

• Appeared in seven games as a rookie in 2013, seeing time exclusively on special teams before sustaining a season-ending hamstring injury vs. Chicago in Week 9.

**2015 SEASON:** Started in Week 1 at Chicago, but saw his season come to an end due to an ankle injury sustained in the game...Was placed on injured reserve on Sept. 15.

►at **Chicago Bears (Sept. 13):** Started at BLB, but departed the game in the first quarter due to an ankle injury that would end his season...Recorded one solo tackle.

### **93 Josh Boyd, DT, 3rd Year, Mississippi State**

• Played in 15 games with four starts in 2014, recording 34 tackles (18 solo), four QB hits and four pressures. Also started one of two postseason contests.

• Appeared in nine games as a rookie in 2013, seeing increased playing time down the stretch as he was active for the final seven contests.

• Posted eight tackles (four solo) on the season, with an additional two tackles (one solo) in the NFC Wild Card game vs. San Francisco.

**2015 SEASON:** Played in two games, seeing time on defense and special teams...Was placed on injured reserve (ankle) on Sept. 21.

►at **Chicago Bears (Sept. 13):** Played 23 snaps on defense, registering one solo tackle, and five snaps on special teams.

►vs. **Seattle Seahawks (Sept. 20):** Played three snaps on defense and two on special teams, but sustained an ankle injury in the second quarter that sidelined him for the remainder of the game and would end his season.

### **75 Bryan Bulaga, T, 6th Year, Iowa**

• Started all 15 games he appeared in last season, a career high, and helped the offense rank No. 1 in the league in scoring (30.4 ppg), No. 6 in yards per game (386.1) and tied for No. 1 in giveaways with a franchise-record 13.

• Played in 37 games with 33 starts at right tackle in his first three seasons as a pro.

**2015 SEASON:** Has started at RT in the eight games he has played in... Was sidelined for three games (Weeks 2-4) due to a knee injury sustained in practice...Part of a line that has helped the Packers rank No. 12 in the league in scoring (23.8 ppg), No. 10 in rushing (115.7 ypg) and tied for

No. 1 in giveaways (eight)...Has helped the offense register seven games with 120-plus rushing yards, tied for No. 2 in the NFL behind only Carolina (eight).

►at **Chicago Bears (Sept. 13):** Started at RT and played all 60 snaps as the offensive line didn't allow a sack of QB Aaron Rodgers...Protected Rodgers as he threw for 189 yards and three TDs on 18-of-23 passing for a 140.5 passer rating...Helped clear holes for a ground game that produced 133 yards on 30 carries (4.4 avg.), highlighted by RB Eddie Lacy's 85 yards on 19 attempts (4.5 avg.).

►vs. **Seattle Seahawks (Sept. 20):** Inactive due to a knee injury sustained in practice on Sept. 16.

►vs. **Kansas City Chiefs (Sept. 28):** Inactive (knee).

►at **San Francisco 49ers (Oct. 4):** Inactive (knee).

►vs. **St. Louis Rams (Oct. 11):** Returned to action, starting at RT and appearing on all 62 snaps...Part of a line that gave up just two sacks to a St. Louis defense that entered the game tied for No. 2 in the league in the category with 17 in the first four contests.

►vs. **San Diego Chargers (Oct. 18):** Started at RT and played all 53 snaps...Helped the Packers post 133 rushing yards on just 17 carries, a 7.8-yard average that was the best by Green Bay since Oct. 10, 2010, at Washington (9.2, 17-157)...Helped clear the way for RB James Starks' 112 yards on just 10 carries (11.2 avg.), the best yards-per-carry average by an NFL back this season (min. 10 att.)...On Green Bay's first offensive snap, sealed OLB Jerry Attaochu to help clear a lane for Starks on a toss play that picked up 25 yards.

►at **Denver Broncos (Nov. 1):** Started at RT and appeared on all 53 plays.

►at **Carolina Panthers (Nov. 8):** Started at RT and played all 77 snaps...Helped protect Rodgers as he threw for a season-high 369 yards and four TDs on 25-of-48 passing.

►vs. **Detroit Lions (Nov. 15):** Started at RT and played all 87 snaps... Helped protect Rodgers as he completed a career-high 35 passes and threw for 333 yards, his second straight 300-yard game.

►at **Minnesota Vikings (Nov. 22):** Started at RT and played all 77 snaps, helping clear holes for Lacy as he rushed for a season-high 100 yards on 22 carries (4.5 avg.)...Part of a line that allowed just two sacks of Rodgers as he threw for 212 yards and two TDs with no INTs.

►vs. **Chicago Bears (Nov. 26):** Started at RT and played 61 snaps before departing midway through the fourth quarter due to an ankle injury...Helped the offense rack up a season-high 177 yards rushing on 28 carries (6.3 avg.), the best yardage total on the ground by Green Bay since the team posted 179 yards vs. Atlanta in Week 14 last season...Blocked for Lacy as he registered a season-high 105 yards rushing on 17 carries (6.2 avg.), the first Green Bay RB to register back-to-back 100-yard rushing games since Ahman Green in 2006 (three straight).

### **42 Morgan Burnett, S, 6th Year, Georgia Tech**

• Has started 72 games (including playoffs) between the two safety positions since 2011.

• Recorded his fourth straight 100-tackle season in 2014 with a team-high 125 tackles (99 solo).

• Is the only Packer to surpass 100 tackles each of the last four seasons (2011-14).

**2015 SEASON:** Has played in and started six games, and has 33 tackles (24 solo), two QB hits, a forced fumble, a pressure and two passes defended...Was inactive for five contests (Weeks 2-6) due to a calf injury.

►at **Chicago Bears (Sept. 13):** Inactive (calf).

►vs. **Seattle Seahawks (Sept. 20):** Returned to action, starting at SS...Was one of four defenders to play all 60 snaps on the evening...Registered two solo tackles and helped limit RB Marshawn Lynch to just 41 yards on 15 carries (2.7 avg.).

►vs. **Kansas City Chiefs (Sept. 28):** Inactive (calf), reaggravating the injury during practice on Sept. 25.

►at **San Francisco 49ers (Oct. 4):** Inactive (calf).

►vs. **St. Louis Rams (Oct. 11):** Inactive (calf).

►vs. **San Diego Chargers (Oct. 18):** Inactive (calf).

►at **Denver Broncos (Nov. 1):** Returned to action and played all 67

snaps, finishing with four tackles (one solo), a QB hit and a pressure.

► **at Carolina Panthers (Nov. 8):** Started and played 66 of 67 snaps, posting a season-high nine tackles (six solo) to lead the team...Also tied for the team lead with two passes defended and added a QB hit...Drilled WR Joe Webb for a 1-yard loss on a Wildcat run in the second quarter.

► **vs. Detroit Lions (Nov. 15):** Played all 65 snaps, joining LB Clay Matthews as the only Green Bay defenders to do so, and registered seven tackles (six solo).

► **at Minnesota Vikings (Nov. 22):** Started and played 58 of 64 snaps, departing briefly due to injury in the first quarter...Registered four tackles (three solo) and a forced fumble...With the Vikings trailing 27-13, but driving early in the fourth quarter, jarred the ball loose from RB Adrian Peterson at the Green Bay 22, a fumble that was recovered by CB Sam Shields at the Green Bay 21.

► **vs. Chicago Bears (Nov. 26):** Started and played all 67 snaps, one of three Green Bay defenders to do so...Was tied for No. 2 on the team with seven tackles (six solo)...Helped limit the Bears to an average of 3.3 yards per carry on 31 attempts with a long gain of 14 yards.

## **21 Ha Ha Clinton-Dix, S, 2nd Year, Alabama**

• Played in all 16 games in 2014, starting the final 10 (nine at FS, one at SS). It was the most starts by a Green Bay rookie safety since Nick Collins opened all 16 in 2005.

• Ranked No. 2 on the team in tackles with 95 (73 solo) and was named to the PFWA's All-Rookie team.

• Started both postseason contests and was tied for No. 2 on the team with 13 tackles while leading the Packers with two interceptions.

**2015 SEASON:** Has started all 11 games at FS and has registered a team-high 90 tackles (73 solo), a sack, two interceptions, a forced fumble and three passes defended...Has led the team in tackles six times this season.

► **at Chicago Bears (Sept. 13):** Started at FS and was one of three defensive players to play all 77 snaps on the afternoon...Led the safeties with six tackles (five solo), and added two tackles on special teams.

► **vs. Seattle Seahawks (Sept. 20):** Started at FS and played all 60 snaps, one of four Green Bay defenders to do so...Led the defense with a season-high nine tackles (seven solo) and helped limit RB Marshawn Lynch to just 41 yards on 15 carries (2.7 avg.).

► **vs. Kansas City Chiefs (Sept. 28):** Started at FS and played all 71 snaps, one of only two defenders to do so...Led the team with nine tackles (six solo) and helped limit Chiefs RB Jamaal Charles to just 49 yards on 11 carries (4.5 avg.), with a long run of 13 yards.

► **at San Francisco 49ers (Oct. 4):** Started at FS and played all 50 snaps, leading the team in tackles for the third straight game with eight stops (seven solo)...Helped limit the 49ers to just 196 yards of total offense and QB Colin Kaepernick to a 55.4 passer rating (13 of 25, 160 yards, one INT).

► **vs. St. Louis Rams (Oct. 11):** Started at FS and played all 71 snaps, matching his season high with nine tackles (eight solo)...Registered the second INT of his career when he made a diving catch on a QB Nick Foles pass that was intended for TE Lance Kendricks at the goal line and deflected off the hands of LB Joe Thomas...Helped limit Foles to a 23.8 passer rating as he completed only 11 of 30 passes for 141 yards and one TD with a career-high four INTs (previous high was two INTs).

► **vs. San Diego Chargers (Oct. 18):** Played all 92 snaps and finished second on the team with nine tackles (all solo) and a pass defended...Broke up a Philip Rivers pass intended for TE Ladarius Green in the end zone early in the second quarter on a drive that would result in a turnover on downs...Registered his first career forced fumble when he came up the middle with a little over six minutes remaining in the first half to jar the ball loose from RB Melvin Gordon on a first-down run, a fumble that was recovered by LB Clay Matthews at the San Diego 34.

► **at Denver Broncos (Nov. 1):** Appeared on all 67 plays and registered five tackles (four solo).

► **at Carolina Panthers (Nov. 8):** Played all 67 snaps, one of three Green Bay defenders to do so, and registered seven tackles (three solo).

► **vs. Detroit Lions (Nov. 15):** Led the team with a career-high 12

tackles (career-best 11 solo), including a tackle for a loss, and added an interception late in the third quarter...With the Lions leading 9-3 and threatening at the Green Bay 23, made a diving catch over the middle on QB Matthew Stafford's pass intended for WR Lance Moore at the Green Bay 6 and returned the interception 2 yards.

► **at Minnesota Vikings (Nov. 22):** Started at FS and played all 64 snaps, the only Green Bay defender to do so...Recorded a team-high eight tackles (all solo) and a sack...Midway through the third quarter, came through untouched on a blitz to bring QB Teddy Bridgewater down for a 10-yard loss.

► **vs. Chicago Bears (Nov. 26):** Started and played all 67 snaps, one of three Green Bay defensive players to do so...Registered a team-high eight tackles (five solo)...Helped limit the Bears to an average of 3.3 yards per carry on 31 attempts with a long gain of 14 yards.

## **18 Randall Cobb, WR, 5th Year, Kentucky**

• Started all 16 games in 2014 and posted career highs in catches (91), receiving yards (1,287) and receiving TDs (12) on his way to earning his first career Pro Bowl selection (injury replacement for WR Dez Bryant).

• Became just the fifth player in franchise history to register 90-plus receptions in a season, joining WRs Sterling Sharpe, Robert Brooks, Donald Driver and Jordy Nelson.

• Has caught 18 TD passes since 2014, which is tied for No. 3 in the NFL over that span.

**2015 SEASON:** Has started all 11 games and leads the team with 53 catches for 627 yards (11.8 avg.) and six TDs...Has 19 rushing yards on three attempts (6.3 avg.) and four punt returns for 10 yards (2.5 avg.).

► **at Chicago Bears (Sept. 13):** Started and appeared on 54 of 60 snaps as he played through an injured shoulder...Led the team with five catches for 38 yards (7.6 avg.), highlighted by a 5-yard TD catch early in the fourth quarter that gave the Packers a 24-16 lead...Was lined up in the slot on the play and beat CB Sherrick McManis on an out-and-up move, getting both feet in bounds on the side of the end zone despite being interfered with by McManis.

► **vs. Seattle Seahawks (Sept. 20):** Led the team with eight receptions for 116 yards (14.5 avg.), with six of the catches going for first downs...Had a 22-yard grab over the middle on Green Bay's opening drive, making a move to elude LB Bobby Wagner as he freed himself to make the grab...Later made a 25-yard grab down to the Seattle 10 late in the first half, a catch that helped set up K Mason Crosby's 18-yard FG to put Green Bay up, 13-3, at the break...Was lined up in the left slot on the play and a scrambling Rodgers found him as he came across the field and got behind Wagner to make the catch.

► **vs. Kansas City Chiefs (Sept. 28):** Caught a career-high three TD passes, becoming the first Packer to do so since Jones caught three at Chicago on Dec. 16, 2012...Finished with seven catches for 91 yards (13.0 avg.), with six of his catches going for first downs and two for 25-plus yards...Joined Jones to become the first Packers to register four TD catches in the first three games of the season since TE Keith Jackson did so in 1996...On his first TD catch, was lined up in the right slot against S Tyvon Branch and ran an out route with WR Ty Montgomery setting a pick for him...Caught the ball at the 1-yard line and fought off Branch to break the plane for the 3-yard score...Scored on a 4-yard TD pass midway through the third quarter, lining up in the slot against CB Marcus Cooper and then catching a quick out in the flat before taking it in for his second TD...Posted his career-high third TD catch of the night early in the fourth quarter...Lined up in the slot once again, caught another quick pass in the flat for the 4-yard score.

► **at San Francisco 49ers (Oct. 4):** Was tied for the team lead with five receptions for 44 yards (8.8 avg.), including a 19-yard grab in the first quarter on Green Bay's opening TD drive...Was lined up in the right slot and beat DB Jimmie Ward to make a catch over the middle and then took it down the sideline to the San Francisco 11 to set up Rodgers' 9-yard TD pass to TE Richard Rodgers two plays later.

► **vs. St. Louis Rams (Oct. 11):** Started and played 54 of 62 snaps, catching three passes for 23 yards (7.7 avg.).

► **vs. San Diego Chargers (Oct. 18):** Started and played 48 of 53 snaps, hauling in two passes for 38 yards (19.0 avg.), including a 26-yard

grab in the third quarter...Came out of his position from the slot and bounced his route to the outside as ILB Denzel Perryman lost his footing and took it down the right sideline to the San Diego 39 on a drive that would be capped off with Rodgers' 8-yard TD pass to Jones.

►**at Denver Broncos (Nov. 1):** Started and played 51 of 53 snaps... Led the team with six catches for 27 yards (4.5 avg.) and added a 10-yard run down to Denver's 22-yard line in the second quarter on Green Bay's lone TD drive.

►**at Carolina Panthers (Nov. 8):** Led the team with 99 yards receiving on four catches (24.8 avg.), with all four of his receptions going for first downs...On Green Bay's opening drive of the second half, was lined up in the slot and ran an out-and-up route on CB Bene Benwikere, hauling in a perfectly thrown pass from Rodgers down the sideline near the Carolina 35 before outrunning Benwikere and S Kurt Coleman on his way to the end zone.

►**vs. Detroit Lions (Nov. 15):** Played 82 of 87 snaps and posted five receptions for 53 yards (10.6 avg.)...On a third-and-12 midway through the fourth quarter, made a diving grab for a 20-yard pickup on the eventual TD drive.

►**at Minnesota Vikings (Nov. 22):** Played 66 of 77 snaps and caught two passes for 24 yards (12.0 avg.), highlighted by his 10-yard TD grab with six seconds remaining in the first half to put the Packers up, 16-6, at the break...Came out of the slot and made an inside move on CB Captain Munneryn to find opening in the middle of the end zone for the score... With DB Micah Hyde injured (hip), took over punt-return duties and posted two returns for 9 yards (4.5 avg.).

►**vs. Chicago Bears (Nov. 26):** Played all 78 snaps and led the team with six catches for 74 yards (12.3 avg.)...Late in the first half, made an inside move on CB Bryce Callahan to get open down the middle of the field for a 23-yard gain to the Chicago 32, setting up K Mason Crosby's 50-yard FG as time expired in the first half...On Green Bay's final drive, beat Callahan again from the slot, picking up 32 yards on a pass over the middle as he took it down to the Chicago 19.

## **2 Mason Crosby, K, 9th Year, Colorado**

- With 1,119 career points, ranks No. 1 on the all-time franchise scoring list, having surpassed K Ryan Longwell (1,054) in Week 2 vs. Seattle.

- Set an NFL record with 1,037 points in his first eight seasons (2007-14), topping the previous league record held by New England K Stephen Gostkowski (1,023, 2006-2013).

- Holds the all-time franchise mark for combined points (regular season/postseason) with 1,220.

- Is one of only three players in league history to register three or more 140-point seasons (Gostkowski, David Akers).

- Has kicked the seven longest FGs in franchise history.

- Has made 27 FGs of 50-plus yards since 2007, which is tied for No. 3 in the league over that span.

**2015 SEASON:** Has connected on 19 of 21 field-goal attempts and all 25 extra points...Leads the team and is tied for No. 12 in the NFL with 82 points on the season...Has registered 30 touchbacks on 57 kickoffs (52.6 percent).

►**at Chicago Bears (Sept. 13):** Connected on his lone FG attempt of the afternoon, a 37-yarder in the second quarter, and all four of his extra-point attempts...Posted three touchbacks on six kickoffs.

►**vs. Seattle Seahawks (Sept. 20):** Made all four of his FG attempts, including a 21-yarder with just under two minutes remaining that gave Green Bay a 10-point lead (27-17) and made him the all-time leading scorer in franchise history as he surpassed Longwell (1,054) for the career mark...Drilled a 54-yard FG in the first quarter, the 24th of his career from 50-plus yards.

►**vs. Kansas City Chiefs (Sept. 28):** Posted eight points, connecting on all five of his extra points and his lone FG attempt of the evening, a 44-yarder in the second quarter that extended Green Bay's lead to 17-7... Registered three touchbacks on his seven kickoffs.

►**at San Francisco 49ers (Oct. 4):** Made a 31-yard FG late in the third quarter to put Green Bay up 17-3...Registered three touchbacks on four kickoffs...Missed his first field goal of the season, a 44-yarder that went wide left at the end of the first half.

►**vs. St. Louis Rams (Oct. 11):** Made his lone FG attempt of the afternoon, a 35-yarder with just over a minute remaining in the game to put Green Bay up, 24-10...The FG was the 277th attempt of his career as he tied Longwell for the career franchise record...Connected on a 47-yarder early in the fourth quarter, but the kick was wiped out by a penalty... Registered four touchbacks on five kickoffs.

►**vs. San Diego Chargers (Oct. 18):** Connected on both of his FG attempts, a 23-yarder in the second quarter and a 28-yarder with 2:37 remaining to put Green Bay up by seven points (27-20)...His 23-yard FG was the 278th attempt of his career as he surpassed Longwell (277) for the franchise record.

►**at Denver Broncos (Nov. 1):** Drilled a 56-yard FG in the third quarter, his seventh career FG of 55-plus yards...Registered touchbacks on all three of his kickoffs.

►**at Carolina Panthers (Nov. 8):** Made all three extra-point attempts and registered three touchbacks on five kickoffs.

►**vs. Detroit Lions (Nov. 15):** Made a 44-yard FG on Green Bay's opening drive and posted one touchback on three kickoffs...Perfectly executed an onside kick with just over 30 seconds remaining in the game, with his high-bouncing kick going through the arms of WR Calvin Johnson before being recovered by CB Damarious Randall...Was short on a 52-yard FG attempt as time expired in the 18-16 loss.

►**at Minnesota Vikings (Nov. 22):** Tied the single-game franchise record with five FGs (42, 47, 40, 42, 52), becoming the first player in NFL history to post five FGs of 40-plus yards in a game...Matched his career high with 16 points (two other times)...Earned NFC Special Teams Player of the Week honors for his performance, the sixth time in his career he had won the award, the most in franchise history.

►**vs. Chicago Bears (Nov. 26):** Connected on both of his FG attempts, including a 50-yarder as time expired in the first half...It marked only the third time in his career (2008, 2013) that he made a FG of 50-plus yards in back-to-back games...Posted two touchbacks on his three kickoffs.

## **76 Mike Daniels, DT, 4th Year, Iowa**

- Started all 16 games for the first time in his career in 2014 and registered a career-high 69 tackles. His 5½ sacks led the Packers defensive line and were No. 3 on the team.

- Paced Green Bay in both QB hits (19) and pressures (22) in 2014.

- Became a prominent part of the rotation on the defensive line in his second season in 2013, playing in all 16 games with one start and serving as one of the featured interior rushers in the team's nickel defense.

**2015 SEASON:** Has started all 11 games and leads the defensive line with 47 tackles (30 solo), four sacks and a forced fumble...Is tied for No. 2 on the team in QB hits (11) and ranks No. 2 in pressures (15).

►**at Chicago Bears (Sept. 13):** Started at DT and posted four tackles (one solo), a QB hit and a pressure.

►**vs. Seattle Seahawks (Sept. 20):** Started at DT and led the defensive line with five tackles (three solo), a sack, a QB hit and a pressure... Walked back C Drew Nowak and brought down QB Russell Wilson as he stepped up in the pocket for a zero-yard sack early in the second quarter... Helped limit RB Marshawn Lynch to just 41 yards on 15 carries (2.7 avg.)...With two minutes remaining in the first half, fought off a block by T Garry Gilliam to drop Lynch for no gain on a third-and-3 as the defense forced a Seattle punt and helped set up a FG before the half.

►**vs. Kansas City Chiefs (Sept. 28):** Started at DT, appearing on 38 plays, and led the line with four tackles (all solo) and 1.5 sacks...Added a forced fumble, two pressures and a QB hit...Early in the third quarter, fought off a block by G Ben Grubbs to get to QB Alex Smith for a 7-yard sack that was split with LB Mike Neal...Later in the third quarter, walked back G Laurent Duvernay-Tardif for a sack/forced fumble on Smith, one that was recovered by the Chiefs...Also posted a tackle for a loss earlier in the game when he blew past T Eric Fisher to bring RB Jamaal Charles down for a 3-yard loss on a first-quarter run...Helped limit Charles to just 49 yards rushing on 11 carries (4.5 avg.), with a long run of 13 yards.

►**at San Francisco 49ers (Oct. 4):** Started at DT and played 27 snaps, helping limit the 49ers to just one rushing first down and RB Carlos Hyde to only 20 yards rushing on eight carries (2.5 avg.)...Registered three assisted tackles and a QB hit and tied for the team lead with three pres-



sures.

►**vs. St. Louis Rams (Oct. 11):** Started at DT and played 45 snaps, posting a career-high 10 tackles (nine solo) to lead the team...Registered two tackles for a loss, two QB hits and two pressures.

►**vs. San Diego Chargers (Oct. 18):** Started at DT and played 70 snaps, helping limit the Chargers to just 60 yards rushing on 21 carries (2.9 avg.)...Posted three tackles (two solo), two pressures, two QB hits and a half-sack...Walked back C Trevor Robinson to get to QB Philip Rivers for a shared 8-yard sack with LB Mike Neal early in the fourth quarter that pushed San Diego back to the Green Bay 30.

►**at Denver Broncos (Nov. 1):** Started at DT and played 40 snaps, finishing with a solo tackle, a QB hit and a pressure.

►**at Carolina Panthers (Nov. 8):** Started at DT and played 56 snaps, recording four tackles (all solo), a pressure and a QB hit...Fought off a block from T Michael Oher midway through the third quarter, bursting into the backfield to stop RB Jonathan Stewart for a 2-yard loss...Helped limit Stewart to an average of 3.1 yards per carry (66 yards on 20 attempts), his lowest average since Week 1.

►**vs. Detroit Lions (Nov. 15):** Started at DT and played 50 snaps, pacing the defensive line with seven tackles (two solo) and two QB pressures...Helped limit the Lions to just 45 yards rushing on 26 attempts (1.7 avg.), the fewest rushing yards allowed to an opponent on 25-plus attempts since Miami rushed for 37 yards on 25 carries vs. the Packers on Sept. 22, 1991.

►**at Minnesota Vikings (Nov. 22):** Started at DT and played 44 snaps, finishing with three tackles (two solo) and a sack...In the fourth quarter, walked back G Mike Harris to get to QB Teddy Bridgewater as he threw him down for an 8-yard sack...Helped limit RB Adrian Peterson, who entered the game ranked No. 1 in the league in rushing, to just 45 yards on 13 carries (3.5 avg.), his lowest yardage total since Week 1.

►**vs. Chicago Bears (Nov. 26):** Started at DT and played 49 snaps...Posted three tackles (two solo) and helped limit the Bears to an average of 3.3 yards per carry on 31 attempts with a long gain of 14 yards.

### **91 Jayrone Elliott, LB, 2nd Year, Toledo**

• After making the 53-man roster, played in 13 regular-season games and both postseason contests as a rookie in 2014, contributing primarily on special teams.

• Finished the 2014 season with 15 special teams tackles, No. 1 among Packers rookies and No. 2 on the team behind S Sean Richardson (17).

• Posted a team-high six tackles on special teams during the postseason.

**2015 SEASON:** Has played in all 11 games and has registered 13 tackles (11 solo), two sacks, two pressures, a QB hit, a forced fumble, an interception and a pass defensed...Ranks No. 3 on the team with nine tackles on special teams.

►**at Chicago Bears (Sept. 13):** Played a team-high 21 snaps on special teams and 19 on defense...Recorded two tackles (both solo) on defense and added two pressures, chasing QB Jay Cutler out of the pocket to force an incompletion on Chicago's opening drive...Added a tackle on special teams.

►**vs. Seattle Seahawks (Sept. 20):** Had a hand in both of Green Bay's takeaways, with the turnovers coming on back-to-back series in the fourth quarter to help seal the victory...Posted his first career interception midway through the fourth after the Packers had just taken a 24-17 lead...On the play, was lined up at LOLB and dropped back into coverage to make a one-handed INT with his right hand as he stepped in front of RB Marshawn Lynch on a screen pass thrown by QB Russell Wilson...Fumbled on the return, but recovered the ball at the Seattle 37 to help set up a 21-yard Mason Crosby FG that put Green Bay up, 27-17...After Crosby's field goal, chased down RB Fred Jackson after a short completion to punch the ball out, where it was recovered by DB Micah Hyde at the Green Bay 31 to seal the win... Also played a team-high 22 snaps on special teams and tied for the team lead with two tackles, including a stop of WR Tyler Lockett for zero yards on a third-quarter punt return at the Seattle 46.

►**vs. Kansas City Chiefs (Sept. 28):** Played 15 snaps on defense and registered the first sack of his career...Early in the third quarter, came off the left end unblocked and split RB Jamaal Charles and G Ben Grubbs as

they attempted to block him in the backfield on his way to QB Alex Smith, who he brought down for a 10-yard loss at the Kansas City 35...Finished with two solo tackles...Played a team-high 25 snaps on special teams and was tied for the team lead with three tackles.

►**at San Francisco 49ers (Oct. 4):** Posted a sack in his second straight game, coming off the left side and making an inside move on T Erik Pears to get to QB Colin Kaepernick as he brought him down for a 7-yard loss to the Green Bay 22 to help force the 49ers to settle for a FG... Appeared on 14 plays on defense and 19 on special teams (tied for the team high).

►**vs. St. Louis Rams (Oct. 11):** Played 24 snaps on defense and 22 on special teams...Registered a career-high four tackles on defense (three solo).

►**vs. San Diego Chargers (Oct. 18):** Played 17 snaps on defense and 21 on special teams...Posted a tackle on kickoff coverage.

►**at Denver Broncos (Nov. 1):** Appeared on a team-high 23 plays on special teams.

►**at Carolina Panthers (Nov. 8):** Played 35 snaps on special teams, which was tied for the team high, and was tied for the team lead with two tackles.

►**vs. Detroit Lions (Nov. 15):** Played a team-high 28 snaps on special teams.

►**at Minnesota Vikings (Nov. 22):** Played 20 snaps on defense and registered a solo tackle...Also appeared on 23 plays on special teams.

►**vs. Chicago Bears (Nov. 26):** Posted two tackles (one solo) and a QB hit on seven snaps on defense.

### **61 Brett Goode, LS, 8th Year, Arkansas**

• One of only two Packers (K Mason Crosby) to appear in all 123 regular-season games since 2008.

• Has appeared in all 123 regular-season games and 11 playoff contests since joining the club, having recorded 12 coverage tackles and a fumble recovery in his seven-plus seasons, including a career-best five tackles in 2010.

• Has snapped for all seven of the longest field goals in franchise history (all by Crosby).

**2015 SEASON:** Has played in all 11 games, handling snapping duties for all punts and placements.

►**at Chicago Bears (Sept. 13):** Handled snapping duties for P Tim Masthay's two punts and K Mason Crosby's four extra points and FG.

►**vs. Seattle Seahawks (Sept. 20):** Snapped for all punts and placements, including Crosby's 21-yard FG with just under two minutes remaining that made Crosby the all-time leading scorer in franchise history as he surpassed K Ryan Longwell (1,054 points) for the career mark.

►**vs. Kansas City Chiefs (Sept. 28):** Snapped for Crosby's five extra points and one FG and Masthay's five punts.

►**at San Francisco 49ers (Oct. 4):** Snapped for Crosby's two extra points and one FG and Masthay's six punts.

►**vs. St. Louis Rams (Oct. 11):** Handled snapping duties for Crosby's FG and three extra points and Masthay's four punts.

►**vs. San Diego Chargers (Oct. 18):** Snapped for Crosby's two FGs and three extra points and Masthay's four punts.

►**at Denver Broncos (Nov. 1):** Snapped for Crosby's 56-yard FG in the third quarter and for Masthay's four punts.

►**at Carolina Panthers (Nov. 8):** Snapped for Crosby's three extra points and for Masthay's career-high-tying eight punts.

►**vs. Detroit Lions (Nov. 15):** Handled snapping duties for Masthay's career-high nine punts and for Crosby's 44-yard FG.

►**at Minnesota Vikings (Nov. 22):** Snapped for Crosby's five FGs, which tied the single-game franchise record, as Crosby became the first kicker in NFL history to post five FGs of 40-plus yards in a game...Also snapped for Masthay's four punts (38.0-yard net, two inside the 20).

►**vs. Chicago Bears (Nov. 26):** Snapped for Crosby's two FGs and Masthay's five punts.

### **39 Demetri Goodson, CB, 2nd Year, Baylor**

- Saw action in six games and was inactive for 10 contests and both post-season games as a rookie last season.
  - Registered six special teams tackles, No. 2 on the team among rookies behind only LB Jayrone Elliott.
  - Earned honorable mention All-Big 12 recognition as a senior in 2013, appearing in 11 games with 10 starts and posting career highs in tackles (26), interceptions (three) and passes defended (16).
- 2015 SEASON:** Has played in nine games, seeing time on defense and special teams...Has registered five tackles (four solo) and a pass defended on defense and six tackles on special teams...Was inactive for two contests (Weeks 3-4) due to a hamstring injury.
- ▶**at Chicago Bears (Sept. 13):** Played nine snaps on special teams.
  - ▶**vs. Seattle Seahawks (Sept. 20):** Appeared on 18 plays on special teams and registered one tackle.
  - ▶**vs. Kansas City Chiefs (Sept. 28):** Inactive due to a hamstring injury sustained vs. Seattle in Week 2.
  - ▶**at San Francisco 49ers (Oct. 4):** Inactive (hamstring).
  - ▶**vs. St. Louis Rams (Oct. 11):** Returned to action, appearing on nine plays on special teams.
  - ▶**vs. San Diego Chargers (Oct. 18):** Played nine snaps on special teams and registered a tackle.
  - ▶**at Denver Broncos (Nov. 1):** Made a leaping deflection with his left hand to break up a deep pass down the left sideline from QB Peyton Manning to WR Demaryius Thomas late in the first half on third down to force a Denver punt...Added a tackle on special teams.
  - ▶**at Carolina Panthers (Nov. 8):** Saw the most significant defensive action of his career with CBs Sam Shields and Quinten Rollins sidelined due to injuries, appearing on 49 plays, and registered a career-high five tackles (four solo)...Added a tackle on special teams.
  - ▶**vs. Detroit Lions (Nov. 15):** Played 18 snaps on special teams.
  - ▶**at Minnesota Vikings (Nov. 22):** Appeared on 18 plays on special teams and two on defense.
  - ▶**vs. Chicago Bears (Nov. 26):** Played 16 snaps on special teams and five on defense...Led the team with two tackles on special teams.

### **98 Letroy Guion, DT, 8th Year, Florida State**

- In his first season with the Packers (2014), started all 16 games for the first time in his career and set career highs with 62 tackles (31 solo) and 3.5 sacks.
  - Signed with Green Bay as a free agent in March 2014 after spending his first six seasons in the league with the Minnesota Vikings, where he appeared in 68 games with 31 starts.
  - Started all 28 games he appeared in for the Vikings in 2012-13, recording 72 tackles (32 solo) and three sacks over that span.
- 2015 SEASON:** Has played in eight contests and has posted 20 tackles (seven solo), two pressures and a QB hit...Was on the reserve/suspended list for the first three games of the season.
- ▶**at San Francisco 49ers (Oct. 4):** Made his season debut, appearing on 22 plays...Helped limit the 49ers to just one rushing first down and RB Carlos Hyde to only 20 yards rushing on eight carries (2.5 avg.).
  - ▶**vs. St. Louis Rams (Oct. 11):** Played 35 snaps and registered five tackles (three solo)...Added two pressures and a QB hit.
  - ▶**vs. San Diego Chargers (Oct. 18):** Started in place of an injured B.J. Raji (groin) and played 54 snaps, helping limit the Chargers to just 60 yards rushing on 21 attempts (2.9 avg.)...Registered five assisted tackles.
  - ▶**at Denver Broncos (Nov. 1):** Played 23 snaps and recorded three assisted tackles.
  - ▶**at Carolina Panthers (Nov. 8):** Started at DE and played 39 snaps, recording three tackles (one solo)...Helped limit RB Jonathan Stewart to an average of 3.1 yards per carry (66 yards on 20 attempts), his lowest average since Week 1.
  - ▶**vs. Detroit Lions (Nov. 15):** Played 19 snaps and helped limit the Lions to just 45 rushing yards on 26 attempts (1.7 avg.), the fewest rushing yards allowed to an opponent on 25-plus attempts since Miami rushed for 37 yards on 25 carries vs. the Packers on Sept. 22, 1991...Posted three tackles (two solo).

- ▶**at Minnesota Vikings (Nov. 22):** Started at DE, appearing on 19 plays, and recorded a solo tackle...Helped limit RB Adrian Peterson, who entered the game ranked No. 1 in the league in rushing, to just 45 yards on 13 carries (3.5 avg.), his lowest yardage total since Week 1.
- ▶**vs. Chicago Bears (Nov. 26):** Started at DE and played 19 snaps...Registered two assisted tackles and helped limit the Bears to an average of 3.3 yards per carry on 31 attempts with a long gain of 14 yards.

### **36 LaDarius Gunter, CB, Rookie, Miami**

- One of two rookie free agents to make Green Bay's opening-day roster, joining RB Alonzo Harris.
  - Registered a team-high five passes defended and an interception for Green Bay during the preseason.
  - Lettered all three years at Miami, starting 30 of 37 games played and recording 111 tackles (76 solo), three tackles for a loss, a forced fumble, two fumble recoveries, six interceptions and 18 pass breakups.
- 2015 SEASON:** Has played in five games and has been inactive for six others (healthy scratch).
- ▶**at Chicago Bears (Sept. 13):** Inactive (healthy scratch).
  - ▶**vs. Seattle Seahawks (Sept. 20):** Inactive (healthy scratch).
  - ▶**vs. Kansas City Chiefs (Sept. 28):** Made his NFL debut, playing three snaps on defense and five on special teams.
  - ▶**at San Francisco 49ers (Oct. 4):** Played five snaps on defense and two on special teams.
  - ▶**vs. St. Louis Rams (Oct. 11):** Inactive (healthy scratch).
  - ▶**vs. San Diego Chargers (Oct. 18):** Played one snap on special teams.
  - ▶**at Denver Broncos (Nov. 1):** Inactive (healthy scratch).
  - ▶**at Carolina Panthers (Nov. 8):** Played 18 snaps on special teams.
  - ▶**vs. Detroit Lions (Nov. 15):** Inactive (healthy scratch).
  - ▶**at Minnesota Vikings (Nov. 22):** Inactive (healthy scratch).
  - ▶**vs. Chicago Bears (Nov. 26):** Played five snaps on special teams.

### **46 Alonzo Harris, RB, Rookie, Louisiana-Lafayette**

- One of two rookie free agents to make Green Bay's opening-day roster, joining CB LaDarius Gunter.
  - Rushed for 85 yards on 21 carries (4.0 avg.) during the preseason, highlighted by a 25-yard TD run.
  - Posted 3,330 rushing yards on 704 carries (4.7 avg.) at Louisiana-Lafayette, the third-highest yardage total in school history, and added 44 rushing TDs.
- 2015 SEASON:** Has played in six games and has been inactive for five others (healthy scratch)...Has rushed for 19 yards on four carries (4.8 avg.).
- ▶**at Chicago Bears (Sept. 13):** Inactive (healthy scratch).
  - ▶**vs. Seattle Seahawks (Sept. 20):** Inactive (healthy scratch).
  - ▶**vs. Kansas City Chiefs (Sept. 28):** Made his NFL debut, appearing on four plays on offense and nine on special teams...On his first pro carry, which came late in the first quarter, picked up 16 yards down to the Kansas City 8 to help set up a 3-yard TD pass from QB Aaron Rodgers to WR Randall Cobb two plays later.
  - ▶**at San Francisco 49ers (Oct. 4):** Played eight snaps on special teams.
  - ▶**vs. St. Louis Rams (Oct. 11):** Appeared on eight plays on special teams.
  - ▶**vs. San Diego Chargers (Oct. 18):** Inactive (healthy scratch).
  - ▶**at Denver Broncos (Nov. 1):** Played nine snaps on special teams and two on offense...Carried the ball on the final two plays of the game, rushing for 2 yards (1.0 avg.).
  - ▶**at Carolina Panthers (Nov. 8):** Appeared on 14 plays on special teams.
  - ▶**vs. Detroit Lions (Nov. 15):** Played 12 snaps on special teams and one on offense.
  - ▶**at Minnesota Vikings (Nov. 22):** Inactive (healthy scratch).
  - ▶**vs. Chicago Bears (Nov. 26):** Inactive (healthy scratch).

### **29 Casey Hayward, CB, 4th Year, Vanderbilt**

- Was tied for No. 1 on the Packers in INTs (three, CB Tramon Williams) and was No. 2 in fumble recoveries (two) in 2014.
- Was tied for No. 1 on the team (LB Julius Peppers) and No. 7 in the NFL in 2014 for total takeaways with five (three INTs, two fumble recoveries).
- In 2014, was one of only two players in the NFL to register an INT return for a TD and a fumble recovery for a TD (DE J.J. Watt).

**2015 SEASON:** Has played in all 11 games with seven starts, opening four at LCB and three in the slot when the defense opened in nickel...Ranks No. 4 on the team with 49 tackles (38 solo) and five passes defended.

►**at Chicago Bears (Sept. 13):** Played 66 snaps on defense and registered two tackles (one solo) and a pass defended, breaking up a QB Jay Cutler pass intended for WR Eddie Royal late in the first half.

►**vs. Seattle Seahawks (Sept. 20):** Started at LCB and played 56 of 60 snaps...Posted three tackles (two solo).

►**vs. Kansas City Chiefs (Sept. 28):** Didn't start as the defense opened up with three safeties, but played 70 of 71 snaps and registered five tackles (four solo), including a tackle for a loss...Was lined up in the slot against WR Jeremy Maclin on the first play of the second half, avoiding a block from Maclin to bring TE Travis Kelce down for a 3-yard loss at the Kansas City 17 on a short pass in the flat.

►**at San Francisco 49ers (Oct. 4):** Started at LCB and played 45 of 50 snaps, recording two tackles (one solo)...Helped limit the 49ers to just 196 yards of total offense and QB Colin Kaepernick to a 55.4 passer rating (13 of 25, 160 yards, one INT).

►**vs. St. Louis Rams (Oct. 11):** Started in the slot as the team opened in nickel, appearing on 59 of 71 plays...Posted four tackles (two solo) and helped limit QB Nick Foles to a 23.8 passer rating as he completed only 11 of 30 passes for 141 yards and one TD with a career-high four INTs (previous high was two INTs).

►**vs. San Diego Chargers (Oct. 18):** Started as the slot corner and played 90 of 92 snaps, recording five solo tackles...Blew past TE Antonio Gates to get to RB Melvin Gordon in the backfield and bring him down for a 2-yard loss on a run on San Diego's opening drive.

►**at Denver Broncos (Nov. 1):** Started at LCB and registered a career-high and team-leading 11 tackles (eight solo)...Added two passes defended, which tied him for the team lead.

►**at Carolina Panthers (Nov. 8):** Started at LCB and played 41 snaps before departing in the third quarter with a concussion...Recorded three tackles (two solo), including a stop of RB Jonathan Stewart for a 2-yard loss on a run midway through the second quarter...Added a pass defended.

►**vs. Detroit Lions (Nov. 15):** Started in the slot as the defense opened in nickel and played 52 snaps...Registered five tackles (four solo), including a tackle for a loss...Late in the first half, blitzed from the slot and brought down RB Theo Riddick in the backfield for a 1-yard loss.

►**at Minnesota Vikings (Nov. 22):** Played 48 snaps and was tied for No. 2 on the team with six tackles (all solo), adding a QB hit and a pass defended...Came on a blitz early in the fourth quarter and delivered a hit on QB Teddy Bridgewater on his deep pass intended for TE Kyle Rudolph that was broken up by CB Damarious Randall...Later in the fourth quarter, ran down the seam with Rudolph and broke up a pass intended for him near the Green Bay 10.

►**vs. Chicago Bears (Nov. 26):** Played 54 snaps and recorded three tackles (all solo).

### **7 Brett Hundley, QB, Rookie, UCLA**

• Finished second in the NFL with a 129.6 passer rating during the pre-season, connecting on 45 of 65 passes (69.2 percent) for a league-high seven TDs with one INT.

• Finished his career at UCLA ranked No. 1 in school history in passing TDs (75), total offense (11,713 yards) and completions (837) despite playing just three seasons for the Bruins.

• Ranks No. 2 in school annals in passing yards (9,966), 300-yard passing games (10), rushing yards by a QB (1,747) and rushing TDs by a QB (30).

**2015 SEASON:** Has been inactive (healthy scratch) for all 11 games.

### **33 Micah Hyde, DB, 3rd Year, Iowa**

• Is tied for No. 1 in franchise history (Desmond Howard, Will Blackmon) with three career punt returns for TDs.

• Averaged 15.8 yards on 14 punt returns in 2014, No. 1 in the NFL among players with 14-plus returns and No. 3 in franchise history (min. 14 returns) for a single season, trailing only Billy Grimes (19.1 in 1950) and Willie Wood (16.1 in 1961).

• In 2014, set career highs in starts (12), total tackles (55), solo tackles (46) and passes defended (12). Also registered the first two interceptions of his career last season.

**2015 SEASON:** Has played in 10 games with seven starts, opening five at SS and two as the third CB...Was inactive (hip) in Week 12...Has registered 41 tackles (37 solo), an interception, a fumble recovery and five passes defended...Ranks No. 4 on the team in tackles...Has also served as the punt returner, posting a 5.8-yard average on 18 returns...Has returned seven kickoffs for 172 yards (24.6 avg.)...Has added four tackles on special teams.

►**at Chicago Bears (Sept. 13):** Started at SS in place of an injured Morgan Burnett (calf) and was one of three defensive players to appear on all 77 snaps...Posted four tackles (all solo) and also served as the team's punt returner, but did not have any returns.

►**vs. Seattle Seahawks (Sept. 20):** Started as the third CB as the Packers opened in nickel...Played 47 of 60 snaps on the evening, posting five tackles (all solo), a fumble recovery and a pass defended...Posted his first career fumble recovery to seal the win, scooping up RB Fred Jackson's fumble that was forced by LB Jayrone Elliott at the Green Bay 31 with 22 seconds remaining...Added a tackle on special teams.

►**vs. Kansas City Chiefs (Sept. 28):** Started at SS for the second time on the season for an injured Burnett (calf), appearing on all 71 plays, one of only two defenders to do so...Registered three tackles (two solo) and a pass defended and had four punt returns for 30 yards (7.5 avg.).

►**at San Francisco 49ers (Oct. 4):** Started at SS and played all 50 snaps, one of three defenders to do so for Green Bay...Finished No. 2 in the secondary with five tackles (all solo)...Helped limit the 49ers to just 196 yards of total offense and QB Colin Kaepernick to a 55.4 passer rating (13 of 25, 160 yards, one INT).

►**vs. St. Louis Rams (Oct. 11):** Started at SS and played all 71 snaps, one of four defenders to do so...Intercepted a Nick Foles pass late in the first quarter at the Green Bay 48, picking off his short pass that sailed over the head of WR Kenny Britt after Foles was hit by LB Julius Peppers...Finished with five tackles (all solo) and two passes defended...Added a tackle on special teams.

►**vs. San Diego Chargers (Oct. 18):** Started at SS and played 87 of 92 snaps, recording a season-high eight tackles (all solo) and a pass defended...With San Diego facing a fourth-and-3 at the Green Bay 12 early in the fourth quarter, broke up a back-shoulder throw from QB Philip Rivers intended for TE Antonio Gates near the goal line to force a turnover on downs.

►**at Denver Broncos (Nov. 1):** Started as the slot CB as the Packers opened in nickel and played all 67 snaps...Registered eight tackles (six solo) and added a tackle on special teams.

►**at Carolina Panthers (Nov. 8):** Played 19 snaps on defense in reserve duty and registered a solo tackle...Returned four punts for 18 yards (4.5 avg.) and three kickoffs for 71 yards (23.7 avg.).

►**vs. Detroit Lions (Nov. 15):** Played 28 snaps on defense and recorded two tackles (one solo)...Also returned two punts for 7 yards (3.5 avg.) and three kickoffs for 78 yards (26.0 avg.)...Posted a tackle on special teams.

►**at Minnesota Vikings (Nov. 22):** Played eight snaps on defense before reinjuring his hip on a tackle attempt on TE Kyle Rudolph's 47-yard TD catch late in the first quarter...Did not return after sustaining the injury...Registered a tackle on special teams.

►**vs. Chicago Bears (Nov. 26):** Inactive (hip), the first game missed due to injury in his career.



### **83 Jeff Janis, WR, 2nd Year, Saginaw Valley State**

- Led the team with three TD catches during the 2015 preseason, finishing with 10 receptions for 149 yards (14.9 avg.).
- Appeared in three contests as a rookie in 2014, posting two receptions for 16 yards (8.0 avg.).
- Was inactive (healthy scratch) for the other 13 regular-season games and both playoff contests.

**2015 SEASON:** Has played in all 11 games, seeing time on offense and special teams...Has two receptions for 79 yards (39.5 avg.)...Ranks No. 2 on the team with 10 tackles on special teams and has four kickoff returns for 165 yards (41.3 avg.).

▶**at Chicago Bears (Sept. 13):** Played nine snaps on special teams and one on offense.

▶**vs. Seattle Seahawks (Sept. 20):** Appeared on 15 snaps on special teams and registered two tackles, the first of his career on special teams... Made a tackle of WR Tyler Lockett on the final play of the first half at the Seattle 25, limiting him to just an 11-yard kickoff return.

▶**vs. Kansas City Chiefs (Sept. 28):** Posted two tackles on special teams...Also saw action on offense with WR Davante Adams departing in the first quarter (ankle), playing a career-high 16 snaps.

▶**at San Francisco 49ers (Oct. 4):** Played 15 snaps on offense and 16 on special teams...Registered a tackle.

▶**vs. St. Louis Rams (Oct. 11):** Appeared on 14 plays on special teams.

▶**vs. San Diego Chargers (Oct. 18):** Saw significant action on offense (40 snaps) after WR Ty Montgomery departed in the second quarter due to an ankle injury, and made an impact with his first catches of the season, posting 79 yards on two receptions (39.5 avg.)...Had a career-long 46-yard grab midway through the second quarter down to the San Diego 11 to help set up a Mason Crosby FG...On the play, was split out wide to the left against CB Jason Verrett and ran a deep route down the seam before adjusting and turning the route out to make a diving grab near the sideline...Made a 33-yard catch with just over five minutes remaining in the game on a drive that was capped off with Crosby's 28-yard FG that gave Green Bay a 27-20 lead...Was lined up in the slot to the right and came across the field to catch a flip pass from a scrambling QB Aaron Rodgers... Outran ILB Donald Butler as he took it down to the San Diego 20...Added a tackle on special teams, chasing down WR Jacoby Jones for a 5-yard loss at the San Diego 16 on a third-quarter punt return.

▶**at Denver Broncos (Nov. 1):** Played 13 snaps on special teams and two on offense.

▶**at Carolina Panthers (Nov. 8):** Appeared on 27 plays on special teams and three on offense...Tied for the team lead with two tackles on special teams.

▶**vs. Detroit Lions (Nov. 15):** Played 22 snaps on offense and registered a tackle on special teams.

▶**at Minnesota Vikings (Nov. 22):** Played 20 snaps on offense and 21 on special teams snaps, making a pair of impactful plays in the game... Posted a 70-yard kickoff return late in the first quarter to the Minnesota 34 to help set up Crosby's 47-yard FG on the first return of his pro career... It marked the longest return by a Packer on his first NFL kickoff return since Dave Hampton's 89-yarder vs. San Francisco on Sept. 28, 1969...The return was the longest by a Packer since DB Micah Hyde posted a 70-yarder vs. Pittsburgh on Dec. 22, 2013...With the Packers leading 9-6 late in the first half, came back on a deep throw from Rodgers to draw a 50-yard pass-interference penalty on third-and-15 on CB Terence Newman, giving Green Bay the ball at the Minnesota 35 on a drive that would be capped off with a 10-yard TD catch by Randall Cobb...Added a tackle on special teams.

▶**vs. Chicago Bears (Nov. 26):** Had two kickoff returns for 82 yards (41.0 avg.), highlighted by a 64-yard return in the second quarter to the Chicago 33 that helped set up a 22-yard Mason Crosby FG...Took the return down the middle of the field, breaking several tackle attempts before bouncing it out down the left sideline...Became the first Packer to post a kickoff return of 60-plus yards in back-to-back games since WR Robert Brooks in 1993 (Oct. 3-10)...Became the first NFL player to register two kickoff returns of 60-plus yards in his first four attempts since Oilers CB Willie Tullis in 1981.

### **95 Datone Jones, DE, 3rd Year, UCLA**

- Played in 13 games with three starts and appeared in both playoff contests in 2014. Ranked No. 4 on the team in pressures (15) and tied for No. 5 in QB hits (eight) during the regular season.
- In the 2014 postseason contest against Dallas, became the first Packer to register a blocked FG and a fumble recovery in a playoff game.
- Was one of four Packers to appear in all 16 games as a rookie in 2013, joining T David Bakhtiari, S Chris Banjo and CB Micah Hyde.

**2015 SEASON:** Has played in 10 games and has posted 15 tackles (11 solo), three sacks, 12 QB hits (tied for team lead), 10 pressures (No. 3 on the team) and two passes defended...Also has a blocked FG.

▶**at Chicago Bears (Sept. 13):** Did not play (reserve/suspended).

▶**vs. Seattle Seahawks (Sept. 20):** Made his season debut, appearing on 15 plays...Posted two solo tackles, a QB hit and a pressure...Got into the backfield to stop RB Marshawn Lynch for a 1-yard loss on a run in the third quarter.

▶**vs. Kansas City Chiefs (Sept. 28):** Played 22 snaps on defense and posted two solo tackles and a QB pressure.

▶**at San Francisco 49ers (Oct. 4):** Appeared on 15 plays on defense, recording an assisted tackle, two QB hits and a pressure.

▶**vs. St. Louis Rams (Oct. 11):** Recorded the first blocked FG of his career in the regular season when he deflected K Greg Zuerlein's 50-yard attempt in the third quarter...Had a hand in CB Quinten Rollins' INT return for a TD late in the first quarter as he beat RG Rodger Saffold to deliver a hit on QB Nick Foles and force an overthrow of his pass intended for TE Jared Cook...Led the team in both QB hits (four) and pressures (four) in just 22 snaps of action.

▶**vs. San Diego Chargers (Oct. 18):** Played 25 snaps on defense and recorded two tackles (both solo), a sack, an additional tackle for a loss, a pressure, a QB hit and a pass defended...Got a hand up to deflect a QB Philip Rivers pass late in the first quarter on third down to force the Chargers to settle for a FG...Came off the edge from a stand-up position on the left side to beat T Joe Barksdale and chase down Rivers from behind for a 4-yard sack midway through the fourth quarter to force a San Diego punt...On third-and-goal from the Green Bay 2 with 23 seconds remaining in the game, made an inside move to beat RG D.J. Fluker and get into the backfield to stop RB Danny Woodhead for a 1-yard loss.

▶**at Denver Broncos (Nov. 1):** Played 18 snaps on defense and posted three tackles (two solo)...In the second quarter, stopped RB Ronnie Hillman for a 1-yard loss on a second-down run and then brought him down again for no gain on third down to force the Broncos to settle for a 50-yard FG.

▶**at Carolina Panthers (Nov. 8):** Appeared on 16 plays on defense and recorded a QB pressure.

▶**vs. Detroit Lions (Nov. 15):** Appeared on 30 plays and posted a QB pressure...Helped limit the Lions to just 45 yards rushing on 26 attempts (1.7 avg.), the fewest rushing yards allowed to an opponent on 25-plus attempts since Miami rushed for 37 yards on 25 carries vs. the Packers on Sept. 22, 1991.

▶**at Minnesota Vikings (Nov. 22):** Played 31 snaps and matched his career high with two sacks...Early in the second quarter, came from a standup position on the left side to blow past T T.J. Clemmings and bring QB Teddy Bridgewater down for an 18-yard loss...In the fourth quarter, beat G Mike Harris with an inside move and shook off a block from RB Matt Asiata to sack Bridgewater for a 10-yard loss on third down to force a Minnesota punt...Later in the fourth quarter, batted down a Bridgewater pass on third down...Finished with two solo tackles, four QB hits and a pass defended.

▶**vs. Chicago Bears (Nov. 26):** Played 27 snaps and posted three tackles (one solo), including a tackle for a loss in the third quarter...From a standup position on the left side, blew past T Kyle Long to bring down RB Jeremy Langford for a 4-yard loss on a run.

### **89 James Jones, WR, 9th Year, San Jose State**

- Re-signed with the Packers in September 2015, returning to the team that he spent his first seven seasons in the league (2007-13) with before joining Oakland in 2014.

- Ranks 12th in franchise history in receiving yards (4,897), 11th in receptions (340) and ninth in receiving TDs (44).

- Led the NFL with 14 TD catches in 2012, the first Packer to lead the league in the category since WR Sterling Sharpe did so with his franchise-record 18 in 1994.

**2015 SEASON:** Has played in all 11 games with 10 starts and has 30 receptions for 592 yards (19.7 avg.) and a team-high seven TDs...Is tied for No. 8 in the league in TD catches and tied for No. 4 with 11 catches of 25-plus yards, which already eclipses his career high (eight, 2013)...Is tied for the league lead (Giants WR Odell Beckham) with four TD catches of 25-plus yards...Among players with 22 receptions, ranks No. 1 in the league with a 19.7-yard receiving average and tied for No. 4 with a first-down percentage of 80.0 (24 of 30)...Has made at least one 20-yard catch in eight of 11 games this season.

► **at Chicago Bears (Sept. 13):** In his first game back in a Green Bay uniform, started as the third WR and led the team with two TD receptions as part of a four-catch, 51-yard (12.8 avg.) afternoon...Became the first Packer to have two TD catches in a season opener since WR Antonio Freeman in 1998...Late in the first quarter, was split out wide to the left and made a leaping grab with his left hand over CB Alan Ball for the 13-yard score on the side of the end zone to put Green Bay up, 7-3...On his second TD, which came early in the third quarter, was split out left again and beat Ball on a slant for the 1-yard score...Caught a team-long 34-yard pass from Rodgers in the second quarter with Ball covering him.

► **vs. Seattle Seahawks (Sept. 20):** Started as the third WR and played 70 of 71 snaps, catching a TD pass for the second straight game...The score came on the opening drive as Jones was split out wide to the right, matched up against CB Richard Sherman...Rodgers drew DE Michael Bennett offside, creating a free play as Jones beat Sherman to the inside as Rodgers stepped up in the pocket and found him over the middle at the front of the end zone for the 29-yard score.

► **vs. Kansas City Chiefs (Sept. 28):** Led the team with 139 receiving yards and a TD on seven catches (19.9 avg.), the third-highest single-game yardage output of his career...Brought his season total to four TD catches, joining Cobb as the first Packers to post four receiving TDs in the first three games of the season since TE Keith Jackson did so in 1996...Became the first Packer to post a TD catch in each of the first three games of the season since TE Bubba Franks in 2001...On the 27-yard TD catch, which came with just under a minute remaining in the first half, was split out wide to the left against CB Marcus Cooper...Streaked down the field after the Chiefs jumped offside, making the back-shoulder catch in the end zone with Cooper losing his footing...Five of his seven catches went for first downs, including a team-long 52-yarder early in the fourth quarter that came on another free play...After the Chiefs jumped offside, made a back-shoulder grab down the seam at the Chiefs' 42 as S Tyvon Branch fell to the ground, taking it all the way down the right sideline to the Kansas City 8 to set up Rodgers' 4-yard TD pass to Cobb three plays later.

► **at San Francisco 49ers (Oct. 4):** Paced the team with 98 yards receiving on five catches (19.6 avg.), highlighted by a pair of 35-plus-yard catches...On third-and-7, made a sideline grab at the San Francisco 8 with CB Kenneth Acker in tight coverage, getting both feet in bounds on the 38-yard catch that would set up FB John Kuhn's 1-yard TD run three plays later to put Green Bay up, 17-3...Late in the first half, found an opening in the defense between Acker and LB NaVorro Bowman and then spun away from Acker and S Antoine Bethea as he took it down the left sideline for a 36-yard gain to the Green Bay 49.

► **vs. St. Louis Rams (Oct. 11):** Led the team with 77 yards receiving on two catches (38.5 avg.), highlighted by his 65-yard TD catch early in the third quarter that put the Packers ahead, 24-10...Was matched up with DB Lamarcus Joyner and caught a pass over the middle from Rodgers at the St. Louis 47 before taking it down the right sideline and outrunning S Rodney McLeod for the 65-yard score...It marked his longest TD reception since an 83-yarder vs. Detroit on Oct. 6, 2013, and it was his seventh

career TD grab of 65-plus yards.

► **vs. San Diego Chargers (Oct. 18):** Posted his sixth TD catch of the season, hauling in a back-shoulder throw from Rodgers with CB Brandon Flowers covering him for an 8-yard score late in the third quarter to put the Packers up, 24-17, a lead they wouldn't relinquish...Finished with two receptions for 30 yards (15.0 avg.).

► **at Denver Broncos (Nov. 1):** Started and played 47 of 53 snaps...Had one reception for 2 yards.

► **at Carolina Panthers (Nov. 8):** Caught two passes for 57 yards (28.5 avg.), including a 36-yard grab from Rodgers in the fourth quarter...Made a leaping grab over CB Josh Norman to convert a fourth-and-14 as Rodgers scrambled to his left and found him down the field...The catch was his eighth of 25-plus yards this season, which matches his single-season career high set in 2013.

► **vs. Detroit Lions (Nov. 15):** Played 86 snaps, but did not have any receptions.

► **at Minnesota Vikings (Nov. 22):** Played 66 snaps and led the team with six receptions for 109 yards (18.2 avg.) and a TD, highlighted by three catches of 25-plus yards to match his career high (at Jacksonville, Dec. 14, 2008)...With the Packers leading 19-13, made a juggling 37-yard catch on third-and-6 down to the Minnesota 28...Made a route adjustment on the play, turning up the field to beat CB Xavier Rhodes down the sideline as he secured the ball as he went to the ground...Three plays later, on the first play of the fourth quarter, made a diving catch in the end zone, tapping both feet in bounds for the 27-yard TD...Also caught a flip pass from Rodgers on the next play for the two-point conversion and a 27-13 lead.

► **vs. Chicago Bears (Nov. 26):** Played all 78 snaps, but did not have any receptions.

### **30 John Kuhn, FB, 10th Year, Shippensburg**

- Has played in 134 games with the Packers (2007-15), the most by an offensive player on the team over that span.

- Selected to the Pro Bowl in 2014, his second career selection (2011), and was named first-team All-Pro by *The Associated Press* for the first time in his career. Became the first Green Bay fullback since William Henderson in 2004 to be named to the Pro Bowl and earn first-team All-Pro honors in the same season.

- Has blocked for a 1,000-yard rusher in four of his last seven seasons (Ryan Grant, 2008-09; Eddie Lacy, 2013-14).

**2015 SEASON:** Has played in all 11 games with one start, seeing time on offense and special teams...Has three carries for 8 yards (2.7 avg.) and a TD and three catches for 28 yards (9.3 avg.)...Has registered three tackles on special teams.

► **at Chicago Bears (Sept. 13):** Played seven snaps on offense and six on special teams.

► **vs. Seattle Seahawks (Sept. 20):** Appeared on nine plays on offense and eight on special teams.

► **vs. Kansas City Chiefs (Sept. 28):** Played 13 snaps on offense and 10 on special teams, recording a tackle.

► **at San Francisco 49ers (Oct. 4):** Scored on a 1-yard run up the middle midway through the third quarter to give Green Bay a 14-3 lead, his first rushing TD since the 2014 season opener at Seattle...Added an 8-yard catch in the third quarter, his first reception of the season.

► **vs. St. Louis Rams (Oct. 11):** Had a 3-yard run in the fourth quarter...Played 10 snaps on offense and seven on special teams.

► **vs. San Diego Chargers (Oct. 18):** Had two receptions for 20 yards (10.0 avg.), including a 19-yarder that he caught in the flat on third-and-3 and took down the sideline to the San Diego 13 to help set up QB Aaron Rodgers' 8-yard TD pass to WR James Jones two plays later that put Green Bay up, 24-17...It was his longest reception since a 20-yard grab vs. Minnesota on Nov. 24, 2013...Added a tackle on special teams.

► **at Denver Broncos (Nov. 1):** Played 11 snaps on special teams and two on offense.

► **at Carolina Panthers (Nov. 8):** Started for the first time since Week 14 last season, appearing on 10 plays on offense and 16 on special teams.

► **vs. Detroit Lions (Nov. 15):** Played 14 snaps on special teams and five on offense.

► **at Minnesota Vikings (Nov. 22):** Played 26 snaps on offense, helping clear holes for Lacy as he rushed for a season-high 100 yards on 22 carries (4.5 avg.)...Had one carry for 4 yards.

► **vs. Chicago Bears (Nov. 26):** Appeared on 10 plays on offense and nine on special teams...Posted a tackle on special teams.

### **27 Eddie Lacy, RB, 3rd Year, Alabama**

- Holds the franchise record for the most total TDs (24) and the most rushing yards (2,317) by a player in his first two seasons in the NFL (2013-14).
- Ranks No. 7 in the NFL in rushing yards (2,830) and No. 4 in rushing TDs (22) since 2013.

- With 1,139 rushing yards in 2014, became just the fifth player in franchise history to register back-to-back 1,000-yard rushing seasons.

- Registered 100-plus yards from scrimmage in each of the last nine games last season, the longest streak in team history.

- Was named the NFL Offensive Rookie of the Year by *The Associated Press* in 2013, joining RB John Brockington (1971) as the only Packers to win the award since its inception in 1957.

**2015 SEASON:** Has played in 10 games with eight starts and has registered a team-high 513 rushing yards on 122 carries (4.2 avg.) with two TDs...Also has 15 receptions for 132 yards (8.8 avg.)...Missed the Week 10 contest vs. Detroit due to a groin injury.

► **at Chicago Bears (Sept. 13):** Paced the offense with 85 yards on 19 attempts (4.5 avg.), including a 2-yard TD plunge with just under two minutes remaining that gave Green Bay a 31-16 lead...Rushed for five first downs and added two catches for 14 yards (7.0 avg.), highlighted by a one-handed grab late in the first quarter...Extended to make the catch with his left hand on a shovel pass from QB Aaron Rodgers to pick up 9 yards and the first down.

► **vs. Seattle Seahawks (Sept. 20):** Had three carries for 9 yards (3.0 avg.), but left the game in the first quarter due to an ankle injury and did not return.

► **vs. Kansas City Chiefs (Sept. 28):** Despite being limited in practice during the week due to the ankle injury, started and rushed for 46 yards on 10 carries (4.6 avg.)...Added three receptions for 41 yards (13.7 avg.), highlighted by his 26-yard reception on Green Bay's opening TD drive when he caught a flip pass from Rodgers and hurdled LB Josh Mauga before taking it down the left sideline to the Kansas City 8.

► **at San Francisco 49ers (Oct. 4):** Led the team with a season-high 90 yards rushing on 18 carries (5.0 avg.), part of a season-best 162-yard effort by Green Bay on the ground...Matched his season high with five first downs.

► **vs. St. Louis Rams (Oct. 11):** Rushed for 27 yards on 13 carries (2.1 avg.) and had an 8-yard reception.

► **vs. San Diego Chargers (Oct. 18):** Carried the ball four times for 3 yards (0.8 avg.) and added two receptions for 17 yards (8.5 avg.).

► **at Denver Broncos (Nov. 1):** Led the team with 38 rushing yards and a TD on 11 carries (3.5 avg.)...Had a 15-yard run down to the Denver 7 late in the second quarter and then scored on a 2-yard run two plays later.

► **at Carolina Panthers (Nov. 8):** Posted 10 yards rushing on five carries (2.0 avg.)...Departed in the fourth quarter due to a groin injury and did not return.

► **vs. Detroit Lions (Nov. 15):** Inactive (groin), just his second NFL game missed due to injury.

► **at Minnesota Vikings (Nov. 22):** Led the team with 100 rushing yards on a season-best 22 attempts (4.5 avg.)...Matched his season high with five first downs...Had a season-long 27-yard gain early in the second quarter, spinning away from S Andrew Sendejo and breaking a tackle attempt from S Harrison Smith on the big gain.

► **vs. Chicago Bears (Nov. 26):** Posted a season-high 105 yards rushing on 17 carries (6.5 avg.), the first time in his career that he had posted back-to-back 100-yard rushing games...He also became the first Packer to do so since RB Ahman Green registered three straight 100-yard games in 2006...Posted a season-long 29-yard run on the second play from scrimmage, spinning away from tackle attempts by S Adrian Amos and LB Willie Young as he bounced the run out down the left sideline...Added four receptions for 34 yards (8.5 avg.), highlighted by a 25-yard TD on a screen

pass in the first quarter...The score gave him a TD in all six of his career games against the Bears, tying Cardinals WR Larry Fitzgerald (six games vs. Philadelphia) for the longest current TD streak in the league against one opponent to start a career.

### **70 T.J. Lang, G, 7th Year, Eastern Michigan**

- Has started 74 of 75 games since 2011, the most by any Green Bay player on the offensive side of the ball over that span.

- Opened all 16 contests at RG in 2014 and was named a Pro Bowl alternate for the first time in his career.

- Has started 77 games during his career, opening contests at four different positions (43 at RG, 27 at LG, five at RT, two at LT).

**2015 SEASON:** Has started all 11 games at RG...Part of a line that has helped the Packers rank No. 12 in the league in scoring (23.8 ppg), No. 10 in rushing (115.7 ypg) and tied for No. 1 in giveaways (eight)...Has helped the offense register seven games with 120-plus rushing yards, tied for No. 2 in the NFL behind only Carolina (eight).

► **at Chicago Bears (Sept. 13):** Started at RG and played all 60 snaps as the offensive line didn't allow a sack of QB Aaron Rodgers...Protected Rodgers as he threw for 189 yards and three TDs on 18-of-23 passing for a 140.5 passer rating...Helped clear holes for a ground game that produced 133 yards on 30 carries (4.4 avg.), highlighted by RB Eddie Lacy's 85 yards on 19 attempts (4.5 avg.).

► **vs. Seattle Seahawks (Sept. 20):** Started at RG and played all 71 snaps...Helped protect Rodgers as he connected on 25 of 33 passes for 249 yards and two TDs with no INTs for a 116.9 passer rating...With Lacy departing after just eight snaps due to an ankle injury, helped clear holes for RB James Starks as he racked up 95 yards on 20 carries (4.8 avg.)...With 127 yards as a team on 29 attempts (4.4 avg.), it marked the first time since 2004 that the Packers posted 125-plus rushing yards in both of the first two games...Combo-blocked DE Michael Bennett with C Corey Linsley on Starks' game-long 35-yard run midway through the third quarter.

► **vs. Kansas City Chiefs (Sept. 28):** Started at RG and played all 76 snaps...Protected Rodgers as the line allowed just one sack to a Kansas City defense that had registered eight sacks in the first two games...Helped give Rodgers time to complete 24 of 35 passes for 333 yards and five TDs with no INTs, the fourth game of his career with five-plus TD passes, a franchise record...Also helped clear holes for a rushing attack that delivered 123 yards on 32 attempts (3.8 avg.), the third straight game this season that the Packers have registered 120-yards on the ground...It marked the first time since 1996 that Green Bay began a season with three consecutive 120-yard rushing games.

► **at San Francisco 49ers (Oct. 4):** Started at RG and played all 73 snaps, helping the Packers rush for a season-high 162 yards and a TD on 33 attempts (4.9 avg.)...It marked the fourth straight 120-yard rushing effort by the Packers, the first time they had cleared that mark in each of the first four games since 1971...Helped the Packers control the clock for a season-high 36:34.

► **vs. St. Louis Rams (Oct. 11):** Started at RG and appeared on 24 snaps before departing the game with a knee injury with just over six minutes remaining in the second quarter...Did not return.

► **vs. San Diego Chargers (Oct. 18):** Started at RG and played all 53 snaps despite being limited in practice during the week after sustaining a knee injury in Week 5...Helped the Packers post 133 rushing yards on just 17 carries, a 7.8-yard average that was the best by Green Bay since Oct. 10, 2010, at Washington (9.2, 17-157)...Helped clear the way for Starks' 112 yards on just 10 carries (11.2 avg.), the best yards-per-carry average by an NFL back this season (min. 10 att.)...On Green Bay's first offensive snap, sealed ILB Donald Butler to help clear a lane for Starks on a toss play that picked up 25 yards...Had a key fumble recovery early in the fourth quarter with the Packers protecting a 24-20 lead...Recovered a fumble by RB Eddie Lacy at the Green Bay 25 to retain possession.

► **at Denver Broncos (Nov. 1):** Started at RG and played 51 of 53 snaps...Was out of the game for the final two plays (coach's decision).

► **at Carolina Panthers (Nov. 8):** Started at RG and played all 77 snaps...Helped protect Rodgers as he threw for a season-high 369 yards and four TDs on 25-of-48 passing.



►**vs. Detroit Lions (Nov. 15):** Started at RG and played 86 of 87 snaps, coming off the field for one play in the fourth quarter due to an injury...Helped protect Rodgers as he completed a career-high 35 passes and threw for 333 yards, his second straight 300-yard game.

►**at Minnesota Vikings (Nov. 22):** Started at RG and played all 77 snaps, helping clear holes for Lacy as he rushed for a season-high 100 yards on 22 carries (4.5 avg.)...Part of a line that allowed just two sacks of Rodgers as he threw for 212 yards and two TDs with no INTs...Had the key block on Starks' 30-yard pass early in the third quarter, cutting LB Eric Kendricks to help spring him for the big gain.

►**vs. Chicago Bears (Nov. 26):** Started at RG and played all 78 snaps...Helped the offense rack up a season-high 177 yards rushing on 28 carries (6.3 avg.), the best yardage total on the ground by Green Bay since the team posted 179 yards vs. Atlanta in Week 14 last season...Blocked for Lacy as he registered a season-high 105 yards rushing on 17 carries (6.2 avg.), the first Green Bay RB to register back-to-back 100-yard rushing games since Ahman Green in 2006 (three straight).

### **63 Corey Linsley, C, 2nd Year, Ohio State**

• Started every game in 2014, becoming the first rookie center to do so for the Packers since the league went to a 16-game schedule in 1978.

• Was named to the PFWA's All-Rookie team, the first Green Bay center to be honored since its inception in 1974.

• Became the first Green Bay rookie to start at center in the season opener since the 1970 AFL-NFL merger.

• Was the only player on offense to play every snap for the Packers in 2014.

**2015 SEASON:** Has started all 10 games he has played in at C...Part of a line that has helped the Packers rank No. 12 in the league in scoring (23.8 ppg), No. 10 in rushing (115.7 ypg) and tied for No. 1 in giveaways (eight)...Has helped the offense register seven games with 120-plus rushing yards, tied for No. 2 in the NFL behind only Carolina (eight).

►**at Chicago Bears (Sept. 13):** Started at C and played all 60 snaps as the offensive line didn't allow a sack of QB Aaron Rodgers...Protected Rodgers as he threw for 189 yards and three TDs on 18-of-23 passing for a 140.5 passer rating...Helped clear holes for a ground game that produced 133 yards on 30 carries (4.4 avg.), highlighted by RB Eddie Lacy's 85 yards on 19 attempts (4.5 avg.).

►**vs. Seattle Seahawks (Sept. 20):** Started at C and played all 71 snaps...Helped protect Rodgers as he connected on 25 of 33 passes for 249 yards and two TDs with no INTs for a 116.9 passer rating...With Lacy departing after just eight snaps due to an ankle injury, helped clear holes for RB James Starks as he racked up 95 yards on 20 carries (4.8 avg.)...With 127 yards as a team on 29 attempts (4.4 avg.), it marked the first time since 2004 that the Packers posted 125-plus rushing yards in both of the first two games...Combo-blocked DE Michael Bennett with G T.J. Lang on Starks' game-long 35-yard run midway through the third quarter, knocking Bennett to the ground and then moving on to block LB K.J. Wright.

►**vs. Kansas City Chiefs (Sept. 28):** Started at C and played all 76 snaps...Protected Rodgers as the line allowed just one sack to a Kansas City defense that had registered eight sacks in the first two games...Helped give Rodgers time to complete 24 of 35 passes for 333 yards and five TDs with no INTs, the fourth game of his career with five-plus TD passes, a franchise record...Also helped clear holes for a rushing attack that delivered 123 yards on 32 attempts (3.8 avg.), the third straight game this season that the Packers have registered 120-yards on the ground...It marked the first time since 1996 that Green Bay began a season with three consecutive 120-yard rushing games.

►**at San Francisco 49ers (Oct. 4):** Started at C and played all 73 snaps, helping the Packers rush for a season-high 162 yards and a TD on 33 attempts (4.9 avg.)...It marked the fourth straight 120-yard rushing effort by the Packers, the first time they had cleared that mark in each of the first four games since 1971...Helped the Packers control the clock for a season-high 36:34.

►**vs. St. Louis Rams (Oct. 11):** Started at C and appeared on all 62 snaps...Part of a line that gave up just two sacks to a St. Louis defense that entered the game tied for No. 2 in the league in the category with 17 in the first four contests.

►**vs. San Diego Chargers (Oct. 18):** Started at C and played all 53 snaps...Helped the Packers post 133 rushing yards on just 17 carries, a 7.8-yard average that was the best by Green Bay since Oct. 10, 2010, at Washington (9.2, 17-157)...Helped clear the way for Starks' 112 yards on just 10 carries (11.2 avg.), the best yards-per-carry average by an NFL back this season (min. 10 att.)...On Green Bay's first offensive snap, sealed DE Kendall Reyes to help clear a lane for Starks on a toss play that picked up 25 yards.

►**at Denver Broncos (Nov. 1):** Started at C and played all 53 snaps.

►**at Carolina Panthers (Nov. 8):** Started at and played all 77 snaps...Helped protect Rodgers as he threw for a season-high 369 yards and four TDs on 25-of-48 passing...Got up the field and sealed LB Thomas Davis to help provide a lane for Starks on a screen pass that went 29 yards for a TD midway through the fourth quarter.

►**vs. Detroit Lions (Nov. 15):** Started at C and played all 87 snaps, helping protect Rodgers as he completed a career-high 35 passes and threw for 333 yards, his second straight 300-yard game.

►**at Minnesota Vikings (Nov. 22):** Started at C, but departed with 5:30 remaining in the first quarter after just 12 snaps due to an ankle injury, one that would sideline him for the remainder of the game as he missed the first action of his career.

►**vs. Chicago Bears (Nov. 26):** Inactive (ankle), his first game missed due to injury in his career.

### **8 Tim Masthay, P, 6th Year, Kentucky**

• Ranks No. 1 in team history (min. 150 attempts) in both career gross punting average (44.0) and career net punting average (38.3).

• Ranks No. 1 in team annals (since 1976) for the most career punts placed inside the 20 with 129, having surpassed Craig Hentrich's mark of 104 last season.

• Set a franchise record (since 1976) with a 38.95-yard net punting average in 2013, and holds the top four single-season marks (2010-13) in team annals.

• His 45.6-yard gross average in 2011 set a franchise record, eclipsing the 45.0-yard mark set by Hentrich in 1997. Holds two of the top four single-season gross punting averages in team history (44.6 in 2013).

**2015 SEASON:** Has posted a 42.3-yard gross average and a net average of 38.5 yards on 55 punts this season...Has placed 15 punts inside the 20 with three touchbacks...Has also served as the holder for all field goals and extra points...Has two tackles on special teams.

►**at Chicago Bears (Sept. 13):** Punted twice for a 48.5-yard gross average and a 33.0-yard net...Had a long punt of 54 yards.

►**vs. Seattle Seahawks (Sept. 20):** Posted a 46.3-yard gross average and a 39.0-yard net average on three punts.

►**vs. Kansas City Chiefs (Sept. 28):** Punted five times on the evening, recording a 43.0-yard gross average and a net average of 39.4 yards...Placed two punts inside the 20.

►**at San Francisco 49ers (Oct. 4):** Recorded a 39.2-yard gross average and a 37.2-yard net average on six punts...Placed a 48-yarder out of bounds at the San Francisco 10 in the first quarter.

►**vs. St. Louis Rams (Oct. 11):** Punted four times for a 47.8-yard gross average and a 36.8-yard net average.

►**vs. San Diego Chargers (Oct. 18):** Posted a season-best 42.3-yard net punting average on four punts, including two punts placed inside the 20...With San Diego posting minus-7 return yards on his four punts, he recorded a higher net average than gross average (40.5) for the first time in his career...It was also the first time a Green Bay punter had accomplished that feat since B.J. Sander on Sept. 18, 2005, vs. Cleveland.

►**at Denver Broncos (Nov. 1):** Posted a 46.2-yard gross average and a 43.8-yard net average on his five punts...The net average was his top mark (min. four punts) since Week 7 last season vs. Carolina (44.0 yards on five punts).

►**at Carolina Panthers (Nov. 8):** Punted eight times on the afternoon for a 44.6-yard gross average and a 40.3-yard net average...Placed two punts inside the 20 and registered a season-long 56-yard punt in the first quarter...Added a tackle on special teams.

►**vs. Detroit Lions (Nov. 15):** Punted a career-high nine times on the

day, recording a 41.3-yard gross average and a 37.0-yard net average... Placed a season-high three punts inside the 20, his best total since recording five vs. Minnesota in Week 5 of 2014...That included a punt downed at the Detroit 3 in the second quarter and another downed at the Detroit 7 in the third quarter...Added a tackle on special teams.

►**at Minnesota Vikings (Nov. 22):** Posted a 38.0-yard gross and net average, including two punts inside the 20...Angled a 50-yarder out of bounds at the Minnesota 9 in the fourth quarter.

►**vs. Chicago Bears (Nov. 26):** Registered a 35.6-yard gross average and a 34.2-yard net average on five punts...Placed two punts inside the 20, his career-high fourth straight game with two or more punts inside the 20.

## **52 Clay Matthews, LB, 7th Year, Southern California**

• Ranks third in franchise history with 65.5 career sacks, trailing only DEs Kabear Gbaja-Biamila (74.5) and Reggie White (68.5).

• Started all 16 games for the first time in his career in 2014, opening four at LOLB, six at ROLB and six at MLB. Played on the inside for the first time in his career beginning in Week 10.

• Named to his fifth career Pro Bowl in 2014 (the most by a Green Bay LB) after recording 69 tackles, a team-best 11.0 sacks (No. 12 in the NFL), an interception, two forced fumbles, six passes defensed, 17 QB hits (tied for No. 2 on the team) and 21 pressures (No. 2 on the team).

• Joined Houston DE J.J. Watt and Denver OLB DeMarcus Ware as the only players in the league with at least one interception, one forced fumble and 10 sacks in 2014.

• Has posted 14.0 sacks since Week 8 last season, which is tied for No. 6 in the league over that span.

**2015 SEASON:** Has started all 11 games at MLB and ranks No. 3 on the team with 66 tackles (46 solo)...Ranks No. 2 on the team with 4.5 sacks...Is tied for No. 1 on the team in QB hits (12) and leads the team in pressures (16)...Has added an interception, a fumble recovery and three passes defensed.

►**at Chicago Bears (Sept. 13):** Started at MLB and made one of the critical plays in the game with just under four minutes remaining when he picked off QB Jay Cutler in Green Bay territory with the Packers protecting a 24-16 lead...On the play, was lined up on the inside and dropped to his left into coverage, stepping in front of TE Martellus Bennett at the Green Bay 20 and returning the interception 42 yards as he took it down the left sideline before turning it up the field...It was the second-longest return of his career and the second straight year that he posted an INT return of 40-plus yards at Chicago (40-yard return, Sept. 28, 2014).

►**vs. Seattle Seahawks (Sept. 20):** Started at MLB and played all 60 snaps, one of four Green Bay defenders to do so...Registered two tackles (one solo) and helped limit RB Marshawn Lynch to just 41 yards on 15 carries (2.7 avg.).

►**vs. Kansas City Chiefs (Sept. 28):** Started at MLB and played 67 of 71 snaps...Registered two sacks, the 13th two-sack game of his career (No. 4 in team history)...Late in the third quarter, was lined up inside and then bounced it out to the left sideline to chase QB Alex Smith down and trip him up for a 1-yard sack at the Green Bay 38...Was standing up on the line in the fourth quarter and then blew past G Ben Grubbs to bring Smith down for a 7-yard sack at the Green Bay 49...Finished with five tackles (four solo) and added a team-high six QB pressures and a QB hit.

►**at San Francisco 49ers (Oct. 4):** Shot between DTs Mike Daniels and B.J. Raji to come up the middle untouched to get to QB Colin Kaepernick for an 8-yard sack on a third down midway through the third quarter to force a San Francisco punt...Earlier in the quarter, stopped RB Carlos Hyde for a 3-yard loss on a run to the right...Finished with three tackles (two solo), three pressures and a QB hit...Helped limit the 49ers to just one rushing first down and Hyde to only 20 yards rushing on eight carries (2.5 avg.).

►**vs. St. Louis Rams (Oct. 11):** Midway through the first quarter, came from around the right end from his MLB spot to share a 7-yard sack of QB Nick Foles with LB Nick Perry...With 4:40 remaining in the fourth quarter, perfectly timed a blitz up the middle to get to Foles untouched for an 8-yard sack...Finished with five tackles (two solo), three QB hits and two pressures.

►**vs. San Diego Chargers (Oct. 18):** Started at MLB and played 91 of 92 snaps, finishing with seven tackles (four solo), a team-high four QB hits, a team-best four pressures and a fumble recovery...Registered the first fumble recovery since his rookie season of 2009 when he dove on RB Melvin Gordon's fumble forced by S Ha Ha Clinton-Dix at the San Diego 34 with a little over six minutes remaining in the first half...On first-and-goal from the Green Bay 3 with 33 seconds remaining, stuffed RB Danny Woodhead for just a 1-yard gain.

►**at Denver Broncos (Nov. 1):** Started at MLB and played 63 of 67 snaps, departing the game briefly in the third quarter with an ankle injury, but did return...Finished with eight tackles (seven solo) and a QB hit...Brought down RB Ronnie Hillman for a 5-yard loss on a screen pass late in the first half.

►**at Carolina Panthers (Nov. 8):** Started at MLB and appeared on all 67 plays, one of three Green Bay defenders to do so...Was tied for the lead among LBs with seven tackles (four solo) and helped limit RB Jonathan Stewart to an average of 3.1 yards per carry (66 yards on 20 attempts), his lowest average since Week 1.

►**vs. Detroit Lions (Nov. 15):** Started at MLB and played all 65 snaps, one of two defenders to do so (S Morgan Burnett)...Registered seven tackles (four solo) and two passes defensed, with the pass breakups coming on back-to-back plays in the first quarter...Dove to break up QB Matthew Stafford's pass intended for TE Brandon Pettigrew in the flat, and then on the next play, came up the middle and got a hand up to knock down another Stafford pass and force a three-and-out...Helped limit the Lions to just 45 yards rushing on 26 attempts (1.7 avg.), the fewest rushing yards allowed to an opponent on 25-plus attempts since Miami rushed for 37 yards on 25 carries vs. the Packers on Sept. 22, 1991.

►**at Minnesota Vikings (Nov. 22):** Played 60 of 64 snaps and was tied for No. 2 on the team with six tackles (all solo), including two stops for a loss...Fought off a block from TE Kyle Rudolph to get to RB Adrian Peterson in the backfield and trip him up for a 3-yard loss late in the second quarter...Midway through the third quarter, blew past a block attempt from FB Zach Line to drop Peterson for another 3-yard loss...Helped limit Peterson, who entered the game ranked No. 1 in the league in rushing, to just 45 yards on 13 carries (3.5 avg.), his lowest yardage total since Week 1.

►**vs. Chicago Bears (Nov. 26):** Played all 67 snaps, one of three Green Bay defenders to do so, and registered six tackles (four solo)...Helped limit the Bears to an average of 3.3 yards per carry on 31 attempts with a long gain of 14 yards.

## **88 Ty Montgomery, WR, Rookie, Stanford**

• Finished his career at Stanford as the school's all-time leader in kickoff return yards with 2,493, besting Chris Owusu's mark of 2,132 yards from 2008-11.

• Posted 5,190 all-purpose yards with the Cardinal (334 rushing, 2,125 receiving, 238 PR, 2,493 KOR), the fourth most in school history behind Darrin Nelson, Glyn Milburn and Troy Walters.

• Earned second-team All-Pacific-12 honors as a return specialist and honorable mention All-Pac-12 recognition as a wide receiver as a senior in 2014.

**2015 SEASON:** Has played in six games with three starts, seeing action on offense and special teams...Has missed five contests due to an ankle injury (Weeks 8-12)...Has caught 15 passes for 136 yards (9.1 avg.) and two TDs...Has posted a 31.1-yard average on seven kickoff returns and has rushed for 14 yards on three carries (4.7 avg.).

►**at Chicago Bears (Sept. 13):** Served as the primary kickoff returner, posting a 35.3-yard average on his three returns...Registered a 41-yard return to the Chicago 39 on his first career return and later added a 46-yarder on the opening kick of the second half to help set up a Green Bay TD drive.

►**vs. Seattle Seahawks (Sept. 20):** Saw the first action of his career on offense, playing 25 snaps and catching four passes for 37 yards (9.3 avg.)...Three of the four catches came on Green Bay's go-ahead TD drive early in the fourth quarter, highlighted by a 17-yard grab...On the play, was lined up in the slot and caught a pass from QB Aaron Rodgers in the right

flat, bouncing off tackle attempts by LB Bobby Wagner and CB Richard Sherman as he spun away for extra yardage...Also made a key play late in the first half when he drew a 52-yard pass interference penalty on Sherman as he streaked down the right sideline and made a leaping attempt for Rodgers' pass at the Seattle 35.

►**vs. Kansas City Chiefs (Sept. 28):** Saw significant action (66 snaps) with starting WR Davante Adams departing the game after just three plays due to an ankle injury...Caught two passes for 14 yards (7.0 avg.), highlighted by the first TD of his career, an 8-yard catch from Rodgers with just under 10 minutes remaining in the first quarter to give Green Bay a 7-0 lead...Was split out wide to the left against CB Marcus Cooper and made an inside move to gain separation before bouncing it back outside to make the grab from Rodgers and take it in for his first NFL score...Also posted a 32.0-yard average on his two kickoff returns.

►**at San Francisco 49ers (Oct. 4):** Started his first NFL game, opening as the third WR with WR Davante Adams sidelined (ankle)...Played 72 of 73 snaps and caught three passes for 15 yards (5.0 avg.)...Also registered the first rushing attempts of his pro career, picking up 10 yards on two carries (5.0 avg.).

►**vs. St. Louis Rams (Oct. 11):** Started for the second straight game as the third WR and caught a career-high four passes for a career-best 59 yards (14.8 avg.) and a TD...On third-and-6 on Green Bay's opening drive, came across the middle and found himself wide open at the St. Louis 24, catching the pass from Rodgers and taking it the rest of the way down the middle for the 31-yard TD.

►**vs. San Diego Chargers (Oct. 18):** Started as the third WR, posting two catches for 11 yards (5.5 avg.) and a 4-yard run, but left the game after sustaining an ankle injury on his 6-yard reception early in the second quarter...Did not return.

►**at Denver Broncos (Nov. 1):** Inactive (ankle).

►**at Carolina Panthers (Nov. 8):** Inactive (ankle).

►**vs. Detroit Lions (Nov. 15):** Inactive (ankle).

►**at Minnesota Vikings (Nov. 22):** Inactive (ankle).

►**vs. Chicago Bears (Nov. 26):** Inactive (ankle).

### **55 Andy Mulumba, LB, 3rd Year, Eastern Michigan**

• Saw action in two games on special teams in 2014 before being placed on season-ending injured reserve on Sept. 19 due to a knee injury.

• Appeared in 14 games with three starts as a rookie in 2013, recording 34 tackles (17 solo), a sack and a fumble recovery.

• One of three rookie free agents to make the opening-day roster in 2013, he was tied with CB Micah Hyde for the most starts by a Green Bay rookie on the defensive side of the ball with three. Was tied for No. 6 on the team with five tackles on special teams in '13.

**2015 SEASON:** Has played in five games, seeing time on defense and special teams...Has been inactive for six contests (healthy scratch)...Has posted two assisted tackles on defense and two tackles on special teams on special teams.

►**at Chicago Bears (Sept. 13):** Inactive (healthy scratch).

►**vs. Seattle Seahawks (Sept. 20):** Played 10 snaps on defense and three on special teams.

►**vs. Kansas City Chiefs (Sept. 28):** Posted a tackle on special teams, seeing action on 11 plays.

►**at San Francisco 49ers (Oct. 4):** Appeared on five plays on special teams.

►**vs. St. Louis Rams (Oct. 11):** Played 13 snaps on defense and one on special teams.

►**vs. San Diego Chargers (Oct. 18):** Appeared on 18 plays on defense and six on special teams...Registered an assisted tackle on defense and a tackle on special teams.

►**at Denver Broncos (Nov. 1):** Inactive (healthy scratch).

►**at Carolina Panthers (Nov. 8):** Inactive (healthy scratch).

►**vs. Detroit Lions (Nov. 15):** Inactive (healthy scratch).

►**at Minnesota Vikings (Nov. 22):** Inactive (healthy scratch).

►**vs. Chicago Bears (Nov. 26):** Inactive (healthy scratch).

### **96 Mike Neal, LB, 6th Year, Purdue**

• Has registered 16.0 sacks since 2012, good for No. 3 on the team over that span.

• Was limited to just nine games as a pro due to injuries over the course of his first two seasons (2010-11), but rebounded to play in 43 games with 14 starts over the last three seasons (2012-14), including all 16 contests in both 2013 and 2014.

• Enjoyed the finest season of his career in 2013 after transitioning to a hybrid OLB/DE role and going on to set new career highs in every major statistical category.

**2015 SEASON:** Has played in all 11 games with 10 starts, opening five contests at LOLB and five at ROLB...Has registered 29 tackles (19 solo), two sacks, four QB hits and five pressures.

►**at Chicago Bears (Sept. 13):** Started at LOLB and played 55 snaps on the afternoon...Registered two tackles (both solo), including a stop of RB Matt Forte for a 1-yard loss on a third-quarter run.

►**vs. Seattle Seahawks (Sept. 20):** Started at ROLB and played 42 snaps, recording a season-high five tackles (two solo)...Stayed home at his ROLB spot to bring down QB Russell Wilson for a 2-yard loss on a zone-read play midway through the fourth quarter.

►**vs. Kansas City Chiefs (Sept. 28):** Played 44 snaps on defense and shared a sack with DT Mike Daniels early in the third quarter...Came off the right side and got past T Donald Stephenson to bring QB Alex Smith down for a 7-yard loss at the Kansas City 28...Finished with two tackles (one solo) and a pressure.

►**at San Francisco 49ers (Oct. 4):** With just under 4:30 remaining and the Packers leading, 17-3, came untouched off of the left side to sack QB Colin Kaepernick for an 8-yard loss on fourth down, forcing a turnover on downs.

►**vs. St. Louis Rams (Oct. 11):** Started at ROLB and played 45 snaps...Posted three tackles (two solo), two pressures and a QB hit...Got into the backfield to trip up RB Todd Gurley for a 3-yard loss on a third-quarter run.

►**vs. San Diego Chargers (Oct. 18):** Started at ROLB and played 64 snaps, finishing with three tackles (two solo), a half-sack, two QB hits, a pressure and a forced fumble...Came through unblocked from his LOLB position for a shared 8-yard sack of QB Philip Rivers with DT Mike Daniels early in the fourth quarter for an 8-yard loss back to the Green Bay 30... Forced a fumble in the first quarter, coming across the play from his ROLB spot to punch the ball out from RB Melvin Gordon at the Green Bay 29, a fumble that was recovered by Chargers G D.J. Fluker.

►**at Denver Broncos (Nov. 1):** Started at ROLB, appearing on 51 plays and recording three tackles (all solo)...Fought off a block from TE Virgil Green to bring down RB Juwan Thompson for a 1-yard loss on a third-quarter run...Added another tackle for loss later in the game, coming up the middle to drop RB C.J. Anderson for a 3-yard loss on third down with just under two minutes remaining in the game.

►**at Carolina Panthers (Nov. 8):** Started at LOLB and played 59 snaps...Posted three tackles (one solo) and a QB pressure.

►**vs. Detroit Lions (Nov. 15):** Started at ROLB and appeared on 47 plays, finishing with three tackles (two solo) and a QB hit.

►**at Minnesota Vikings (Nov. 22):** Started at LOLB and played 38 snaps, registering two tackles (one solo) and a half-sack...Late in the second quarter, teamed with LB Julius Peppers to bring down QB Teddy Bridgewater for a 2-yard sack, forcing Minnesota into a third-and-15 on the eventual three-and-out that gave Green Bay the ball back before the half.

►**vs. Chicago Bears (Nov. 26):** Started at LOLB and appeared on 47 plays...Posted two solo tackles, including a tackle for a loss in the fourth quarter...Made an inside move to beat T Charles Leno Jr. on his way to bringing down RB Jeremy Langford for a 5-yard loss on a run.

### **51 Nate Palmer, LB, 3rd Year, Illinois State**

• Spent the entire 2014 season on injured reserve due to a knee injury sustained in the final preseason game.

• Appeared in eight games as a rookie in 2013, making two starts at OLB and registering 18 tackles (12 solo). Added a tackle on special teams.

• Made his first career start in Week 7 vs. Cleveland with Clay Matthews



and Nick Perry both sidelined with injuries, and posted six tackles (three solo).

**2015 SEASON:** Has played in all 11 games with 10 starts at BLB...Ranks No. 2 on the team with 75 tackles (50 solo) and has added a sack and three passes defended...Has added two tackles on special teams.

▶**at Chicago Bears (Sept. 13):** Saw significant action in his hometown in relief of starting LB Sam Barrington, who left the game in the first quarter due to an ankle injury and did not return...Played 61 snaps and finished second on the team with nine tackles (six solo) and a pass defended.

▶**vs. Seattle Seahawks (Sept. 20):** Started at BLB, the first start of his career on the inside, and led the linebackers with six tackles (four solo) and a pass defended...Helped limit RB Marshawn Lynch to just 41 yards on 15 carries (2.7 avg.).

▶**vs. Kansas City Chiefs (Sept. 28):** Started at BLB, appearing on 35 plays, and registered four tackles (three solo)...Late in the first quarter, perfectly read a screen pass from QB Alex Smith to RB Jamaal Charles, fighting off a block by G Ben Grubbs to bring Charles down for just a 1-yard gain at the Kansas City 21...Helped limit Charles to just 49 yards rushing on 11 carries (4.5 avg.), with a long of 13 yards.

▶**at San Francisco 49ers (Oct. 4):** Started at BLB and played 37 snaps...Led the LBs with six tackles (five solo) and a pass defended...Helped limit the 49ers to just one rushing first down and RB Carlos Hyde to only 20 yards rushing on eight carries (2.5 avg.)...Added a tackle on special teams.

▶**vs. St. Louis Rams (Oct. 11):** Started at BLB, appearing on 52 snaps and recording five tackles (four solo)...Helped limit QB Nick Foles to a 23.8 passer rating as he completed only 11 of 30 passes for 141 yards and one TD with a career-high four INTs (previous high was two INTs).

▶**vs. San Diego Chargers (Oct. 18):** Started at BLB and played 80 snaps, finishing with a team-leading and career-high 13 tackles (nine solo)...Added a QB pressure...Helped limit the Chargers to just 60 yards rushing on 21 carries (2.9 avg.).

▶**at Denver Broncos (Nov. 1):** Started at BLB, appearing on 53 plays and recording eight tackles (six solo).

▶**at Carolina Panthers (Nov. 8):** Started at BLB and played 23 snaps, recording two assisted tackles...Added a tackle on special teams.

▶**vs. Detroit Lions (Nov. 15):** Started at BLB, appearing on 51 plays, and registered 11 tackles (six solo), including a stop of FB Michael Burton for no gain on a third-and-1 in the fourth quarter to force a Detroit punt...Helped limit the Lions to just 45 yards rushing on 26 attempts (1.7 avg.), the fewest rushing yards allowed to an opponent on 25-plus attempts since Miami rushed for 37 yards on 25 carries vs. the Packers on Sept. 22, 1991.

▶**at Minnesota Vikings (Nov. 22):** Started at BLB and played 41 snaps, finishing with four tackles (three solo) and his first career sack...Midway through the second quarter, came up after initially dropping into coverage to bring down QB Teddy Bridgewater for a zero-yard sack.

▶**vs. Chicago Bears (Nov. 26):** Started at BLB and played 55 snaps, posting seven tackles (four solo)...On second-and-goal from the 1 early in the fourth quarter, brought down RB Matt Forte for a 2-yard loss on a run that helped eventually force the Bears to settle for a FG.

### **64 Mike Pennel, DT, 2nd Year, Colorado State-Pueblo**

• Made the team as a rookie free agent and played in 13 games in 2014. One of two non-drafted rookie free agents to be on the Packers' 53-man roster for Week 1 (LB Jayrone Elliott).

• Recorded 18 tackles, the second most among Packers rookies last season, trailing only Ha Ha Clinton-Dix (95).

**2015 SEASON:** Has played in all 11 games with three starts and has posted 24 tackles (13 solo).

▶**at Chicago Bears (Sept. 13):** Opened at DE, the first start of his NFL career, and played 13 snaps...Recorded two tackles (one solo).

▶**vs. Seattle Seahawks (Sept. 20):** Played 20 snaps and registered three tackles (one solo) and a pressure...Helped limit RB Marshawn Lynch to just 41 rushing yards on 15 attempts (2.7 avg.)...Fought off blocks by T Garry Gilliam and G J.R. Sweezy to trip up Lynch for a 1-yard loss on run early in the second quarter.

▶**vs. Kansas City Chiefs (Sept. 28):** Started at DE, playing 10 snaps

and recording three tackles (all solo).

▶**at San Francisco 49ers (Oct. 4):** Opened at DE and played eight snaps.

▶**vs. St. Louis Rams (Oct. 11):** Played 17 snaps on defense and registered two tackles (one solo).

▶**vs. San Diego Chargers (Oct. 18):** Appeared on 24 plays on defense and recorded three tackles (two solo), two QB hits and a pressure.

▶**at Denver Broncos (Nov. 1):** Played 17 snaps and registered a career-high five tackles (three solo).

▶**at Carolina Panthers (Nov. 8):** Appeared on 16 plays and registered a solo tackle, a QB hit and a pressure.

▶**vs. Detroit Lions (Nov. 15):** Played 21 snaps and recorded two assisted tackles...Helped limit the Lions to just 45 yards rushing on 26 attempts (1.7 avg.), the fewest rushing yards allowed to an opponent on 25-plus attempts since Miami rushed for 37 yards on 25 carries vs. the Packers on Sept. 22, 1991.

▶**at Minnesota Vikings (Nov. 22):** Played five snaps on defense and posted an assisted tackle.

▶**vs. Chicago Bears (Nov. 26):** Appeared on 20 plays and recorded two tackles (one solo)...Helped limit the Bears to an average of 3.3 yards per carry on 31 attempts with a long gain of 14 yards.

### **56 Julius Peppers, LB, 14th Year, North Carolina**

• In his first season in Green Bay (2014), joined Houston DE J.J. Watt as the only players in the NFL to record a sack, a forced fumble, a fumble recovery, an interception and a defensive TD.

• In 2014, became the first LB in franchise history to post two TD returns on interceptions in the same season. Is the only player in NFL history with 100 sacks and four INT returns for TDs.

• Has been selected to the Pro Bowl eight times during his career (2004-06, 2008-12) and has been named first-team All-Pro by *The Associated Press* three times (2004, 2006, 2010). Was named to the NFL's All-Decade Team for the 2000s.

• Since entering the NFL in 2002, ranks No. 3 in the league in both sacks (131.0) and forced fumbles (44).

• Ranks No. 14 in NFL history (since 1982) with 131.5 career sacks.

**2015 SEASON:** Has started all 11 games, opening six at ROLB and five at LOLB, and leads the team with six sacks...Has registered 27 tackles (21 solo), seven QB hits and nine pressures.

▶**at Chicago Bears (Sept. 13):** Started at ROLB and registered 1.5 sacks, moving past LB Derrick Thomas (126.5) for No. 15 in NFL history...On the first sack, a 2-yarder on third down on Chicago's opening drive that was shared with DT B.J. Raji, fought off T Kyle Long to bring Cutler down as the Bears were forced to settle for a field goal...On Chicago's next possession, beat Long again on third down, this time bringing Cutler down on his own for a 10-yard loss to force a Chicago punt...Finished with five tackles (all solo) and a QB pressure.

▶**vs. Seattle Seahawks (Sept. 20):** Started at LOLB and recorded a sack and a pressure...Was credited with a 1-yard sack as he chased QB Russell Wilson out of bounds early in the third quarter.

▶**vs. Kansas City Chiefs (Sept. 28):** Opened at ROLB and registered two tackles (one solo) and two pressures, seeing action on 50 plays.

▶**at San Francisco 49ers (Oct. 4):** Started at ROLB and played 30 snaps...Came off the left side and fought off a block from T Erik Pears to get to QB Colin Kaepernick and drag him down by one leg for a 6-yard sack in the fourth quarter...Finished with two solo tackles.

▶**vs. St. Louis Rams (Oct. 11):** Started at LOLB and registered three tackles (all solo), a sack, a forced fumble, three QB hits and a pressure...Came from his ROLB spot and fought off a block from TE Lance Kendricks to register a 6-yard sack/forced fumble on QB Nick Foles late in the third quarter, a fumble the Rams recovered...Had a hand in a turnover play earlier in the game in the first quarter, walking back LT Greg Robinson to put a hit on Foles and force an overthrow on his pass intended for WR Kenny Britt, one that was intercepted by DB Micah Hyde at the Green Bay 48.

▶**vs. San Diego Chargers (Oct. 18):** Started at LOLB and played 71 snaps, finishing with two tackles (one solo), a sack, two pressures and a QB hit...Late in the third quarter, came from his LOLB position and walked

back T Joe Barksdale to sack QB Philip Rivers for a 3-yard loss.

► **at Denver Broncos (Nov. 1):** Started at LOLB, appearing on 51 plays and recording two tackles (one solo) and a QB hit...Fought off a block by T Michael Schofield to join DT B.J. Raji as they brought RB Ronnie Hillman down for a 2-yard loss on a first-quarter run.

► **at Carolina Panthers (Nov. 8):** Started at ROLB and played 37 snaps...Registered three tackles (two solo).

► **vs. Detroit Lions (Nov. 15):** Started at LOLB and played 44 snaps, recording four tackles (all solo), a tackle for a loss and two QB pressures... On the Lions' first offensive play, blew past T LaAdrian Waddle to get into the backfield as he brought down RB Joique Bell for a 2-yard loss.

► **at Minnesota Vikings (Nov. 22):** Started at ROLB and played 40 snaps, finishing with two tackles (one solo), a half-sack and two QB hits... Late in the second quarter, beat T Ryan Kalil to bring down QB Teddy Bridgewater for a 2-yard sack shared with LB Mike Neal, forcing Minnesota into a third-and-15 on the eventual three-and-out that gave Green Bay the ball back before the half.

► **vs. Chicago Bears (Nov. 26):** Started at ROLB and played 45 snaps...Registered an assisted tackle.

### **80 Justin Perillo, TE, 2nd Year, Maine**

• Appeared in two games as a rookie in 2014, starting out the season on the practice squad for the first nine contests before being signed to the 53-man roster for the final seven games and both playoff contests.

• Was originally signed by Green Bay as a non-drafted free agent on May 12, 2014.

**2015 SEASON:** Has played in six games and has nine catches for 94 yards (10.4 avg.) and a TD...Was on Green Bay's practice squad for the first five games before being signed to the active roster on Oct. 14.

► **vs. San Diego Chargers (Oct. 18):** Played seven snaps on offense and registered the first catch of his NFL career...Was split out to the left and made a diving grab near the right sideline with S Jahleel Addae covering him for a 21-yard gain to the Green Bay 33.

► **at Denver Broncos (Nov. 1):** Appeared on six plays on offense and posted a 6-yard reception.

► **at Carolina Panthers (Nov. 8):** Played six snaps on offense and one on special teams.

► **vs. Detroit Lions (Nov. 15):** Recorded a career-high five catches for a career-best 58 yards (11.6 avg.), including the first TD grab of his career, an 11-yard reception over the middle from QB Aaron Rodgers with 32 seconds remaining in the game to bring Green Bay within two points (18-16)...On the TD, found a small window to make the grab between LB Tahir Whitehead and S Glover Quin...Caught four passes for 52 yards (13.0 avg.) in the fourth quarter, including a 24-yard grab over the middle to the Detroit 48 to convert a third-and-15...Made a leaping catch down the seam over Whitehead for the longest reception of his career.

► **at Minnesota Vikings (Nov. 22):** Appeared on 15 plays on offense.

► **vs. Chicago Bears (Nov. 26):** Played 24 snaps and caught two passes for 9 yards (4.5 avg.).

### **53 Nick Perry, LB, 4th Year, Southern California**

• Set a career high with 15 games played in 2014. Appeared in both playoff contests, including his first postseason start, and finished No. 3 on the team with 1.5 sacks.

• Battled injuries in each of his first two seasons, but was productive when healthy, tallying six sacks and three forced fumbles in his first 17 professional contests.

• Posted career highs in every statistical category in 2013, including starts (six), tackles (42), solo tackles (22), sacks (four) and forced fumbles (three).

**2015 SEASON:** Has played in 10 games with one start and has recorded 27 tackles (16 solo), 3.5 sacks (No. 4 on the team), a forced fumble, two QB pressures and a pass defended...Was inactive for one game (shoulder/hand).

► **at Chicago Bears (Sept. 13):** Played 31 snaps and registered an assisted tackle and a QB pressure.

► **vs. Seattle Seahawks (Sept. 20):** Appeared on 32 plays and posted

a season-high five tackles (three solo)...On Seattle's opening drive, came from his ROLB spot to drop RB Marshawn Lynch in the backfield for a 3-yard loss at the Seattle 5 to force a punt.

► **vs. Kansas City Chiefs (Sept. 28):** Made his first start of the season, opening at LOLB and playing 33 snaps...Posted his first sack of the season when he blew past T Donald Stephenson and punched the ball out of QB Alex Smith's hand on the 6-yard sack, a fumble that was recovered by the Chiefs...Midway through the third quarter, came off the right side and walked Stephenson back to force Smith out of the pocket as he scrambled to his left and was picked off by CB Sam Shields at the Kansas City 19 to set up a Green Bay TD...Finished with two tackles (one solo) and a QB pressure.

► **at San Francisco 49ers (Oct. 4):** On a first-and-goal for San Francisco at the Green Bay 5 in the second quarter, blew past T Joe Staley to sack QB Colin Kaepernick for a 10-yard loss and help force the 49ers to settle for a field goal...Posted his second sack on the afternoon early in the fourth quarter when he brought Kaepernick down for a 2-yard loss after he stepped up in the pocket...It marked his third straight season (2013-15) with a two-sack game, one of only two Packers to do so over that span (LB Clay Matthews).

► **vs. St. Louis Rams (Oct. 11):** Played 12 snaps before departing in the second quarter due to a shoulder injury, and did not return...Shared a 7-yard sack of QB Nick Foles with Matthews midway through the first quarter, coming from his ROLB spot and fighting off a chip block from TE Cory Harkey to get to the QB...Finished with three tackles (all solo).

► **vs. San Diego Chargers (Oct. 18):** Inactive (shoulder/hand).

► **at Denver Broncos (Nov. 1):** Returned to action, appearing on 15 snaps...Registered three tackles (one solo).

► **at Carolina Panthers (Nov. 8):** Played 38 snaps and was tied for the lead among LBs with seven tackles (five solo), adding a pass defended... Avoided a block from TE Ed Dickson on an end-around run by WR Corey Brown early in the second quarter, reading the play and dropping Brown for a 12-yard loss...Got his left hand up to deflect a QB Cam Newton pass intended for Brown later in the second quarter.

► **vs. Detroit Lions (Nov. 15):** Appeared on 24 plays and posted a solo tackle.

► **at Minnesota Vikings (Nov. 22):** Played 23 snaps.

► **vs. Chicago Bears (Nov. 26):** Appeared on 22 plays and posted three assisted tackles.

### **81 Andrew Quarless, TE, 6th Year, Penn State**

• Appeared in all 16 games for the second straight season in 2014, opening a career-high 11 contests and posting career bests for receiving yards (323) and TD catches (three).

• Moved into a starting role in 2013 in Week 8 following TE Jermichael Finley's season-ending neck injury and responded with a career-best 32 catches for 312 yards (9.8 avg.) and two TDs.

• Sidelined for the entire 2012 campaign as he continued his rehabilitation from a significant knee injury sustained at the N.Y. Giants in Week 13 of the 2011 season.

**2015 SEASON:** Has played in three games and has two catches for 14 yards (7.0 avg.)...Was placed on injured reserve/designated for return on Sept. 30.

► **at Chicago Bears (Sept. 13):** Played 24 snaps, helping to protect QB Aaron Rodgers as he was not sacked and threw for 189 yards and three TDs on 18-of-23 passing...Also helped clear the way for Green Bay's 133 rushing yards on 30 attempts (4.4 avg.).

► **vs. Seattle Seahawks (Sept. 20):** Appeared on 20 plays and helped block for RB James Starks, who registered 95 yards on 20 carries (4.8 avg.) in relief of injured RB Eddie Lacy...Came across the backfield to deliver a key block on LB Bruce Irvin to help spring Starks for a game-long 35-yard run midway through the third quarter.

► **vs. Kansas City Chiefs (Sept. 28):** Posted his first catches of the season, hauling in two passes for 14 yards (7.0 avg.), but sustained a knee injury on his 7-yard grab down to the Kansas City 22 after taking a low hit from CB Marcus Peters midway through the second quarter...Left the game and did not return.

### **90 B.J. Raji, DT, 7th Year, Boston College**

- Earned his first bid to the Pro Bowl in 2011, becoming the first Green Bay defensive tackle since Bob Brown in 1972 to be voted to the all-star team.
- Missed the entire 2014 season with a biceps injury suffered during a preseason game vs. Oakland (Aug. 22).
- Played in 70 games from 2010-13 (including playoffs), tied for the second most in the NFL by a defensive lineman over that span.
- Led all NFL nose tackles with 6½ sacks in 2010, the most recorded by a nose tackle since Minnesota's Ken Clarke posted seven in 1990 (according to STATS LLC).

**2015 SEASON:** Has started all 10 games he has played in and ranks No. 2 on the defensive line with 25 tackles (10 solo)...Has added a half-sack, a QB hit, two pressures and two passes defended...Was inactive for one game due to a groin injury.

►**at Chicago Bears (Sept. 13):** Started and played 48 snaps..Fought off a block by G Vladimir Ducasse to split a 2-yard sack of QB Jay Cutler with LB Julius Peppers on Chicago's opening drive, forcing the Bears to settle for a 28-yard Robbie Gould field goal.

►**vs. Seattle Seahawks (Sept. 20):** Started and played 42 snaps, helping limit RB Marshawn Lynch to just 41 yards on 15 carries (2.7 avg.)...Posted four tackles (three solo) and a pressure...On Seattle's opening drive, fought off a block by C Drew Nowak to drop Lynch in the backfield for a 2-yard loss...Made another stop of Lynch for a 2-yard loss midway through the second quarter.

►**vs. Kansas City Chiefs (Sept. 28):** Started and played 25 snaps, posting an assisted tackle...Helped limit RB Jamaal Charles to just 49 yards rushing on 11 carries (4.5 avg.), with a long of 13 yards.

►**at San Francisco 49ers (Oct. 4):** Started and appeared on 24 plays, leading the defensive line with four tackles (two solo)...Helped limit the 49ers to just one rushing first down and RB Carlos Hyde to only 20 yards rushing on eight carries (2.5 avg.).

►**vs. St. Louis Rams (Oct. 11):** Started and played 26 snaps, but left the game early in the third quarter due a groin injury and did not return...Posted four tackles (two solo) prior to his departure.

►**vs. San Diego Chargers (Oct. 18):** Inactive (groin).

►**at Denver Broncos (Nov. 1):** Started and played 29 snaps, finishing with three assisted and a pass defended...Fought off a block by C Matt Paradis to join LB Julius Peppers as they brought RB Ronnie Hillman down for a 2-yard loss on a first-quarter run...Made a leaping left-handed deflection of a QB Peyton Manning pass intended for Hillman over the middle deep in Green Bay territory early in the fourth quarter on second down, helping to limit the Broncos to a FG.

►**at Carolina Panthers (Nov. 8):** Started, appearing on 32 plays, and posted an assisted tackle...Helped limit RB Jonathan Stewart to an average of 3.1 yards per carry (66 yards on 20 attempts), his lowest average since Week 1.

►**vs. Detroit Lions (Nov. 15):** Started and played 33 snaps, finishing with two assisted tackles and a pass defended...Helped limit the Lions to just 45 yards rushing on 26 attempts (1.7 avg.), the fewest rushing yards allowed to an opponent on 25-plus attempts since Miami rushed for 37 yards on 25 carries vs. the Packers on Sept. 22, 1991.

►**at Minnesota Vikings (Nov. 22):** Started and appeared on 34 plays, helping limit RB Adrian Peterson, who entered the game ranked No. 1 in the league in rushing, to just 45 yards on 13 carries (3.5 avg.), his lowest yardage total since Week 1.

►**vs. Chicago Bears (Nov. 26):** Started and played 37 snaps, helping limit the Bears to an average of 3.3 yards per carry on 31 attempts with a long run of 14 yards...Registered an assisted tackle.

### **23 Damarious Randall, CB, Rookie, Arizona State**

- Earned first-team All-Pacific-12 honors at safety as a senior in 2014 after he led the Sun Devils in tackles (106) and passes defended (12) and tied for the team lead with three interceptions.
- Appeared in 12 games with nine starts as a junior in '13, his first season at Arizona State, and posted 71 tackles (48 solo), three interceptions, six passes defended and two forced fumbles.
- Was named an NJCAA first-team All-American in 2012 at Mesa (Ariz.)

Community College after recording 69 tackles (50 solo), nine interceptions, 17 passes defended, a forced fumble and a fumble recovery.

**2015 SEASON:** Has played in all 11 games with six starts (five at LCB, one at RCB) and has posted 41 tackles (34 solo), two interceptions (tied for the team lead) and a team-best 13 passes defended...Is tied for No. 2 among NFL rookies in interceptions this season.

►**at Chicago Bears (Sept. 13):** Played 61 snaps on defense and posted two tackles (one solo) and a team-high two passes defended...Broke up a QB Jay Cutler pass intended for WR Eddie Royal late in the first half and also broke up Cutler's deep pass intended for RB Matt Forte on the sideline in the third quarter inside the Green Bay 10-yard line.

►**vs. Seattle Seahawks (Sept. 20):** Played 14 snaps on defense and five on special teams...Registered a pass defended.

►**vs. Kansas City Chiefs (Sept. 28):** Played 54 snaps on defense and recorded two solo tackles and a pass defended...Perfectly timed a hit on RB Charcandrick West on a pass in the flat late in the fourth quarter, drilling West near the Green Bay 30 to break up the pass.

►**at San Francisco 49ers (Oct. 4):** Played 39 snaps and recorded three tackles (two solo) and a pass defended...On a third down at the Green Bay 15 with just over 4:30 remaining in the game, made a leaping deflection to break up a QB Colin Kaepernick pass intended for WR Torrey Smith in the end zone...Helped limit the 49ers to just 196 yards of total offense and Kaepernick to a 55.4 passer rating (13 of 25, 160 yards, one INT).

►**vs. St. Louis Rams (Oct. 11):** Made his first NFL start, opening at LCB with the defense opening in nickel...Played 33 snaps and registered four tackles (three solo)...Helped limit QB Nick Foles to a 23.8 passer rating as he completed only 11 of 30 passes for 141 yards and one TD with a career-high four INTs (previous high was two INTs).

►**vs. San Diego Chargers (Oct. 18):** Started at LCB for the second straight game with the team opening in nickel, and had a hand in the game's deciding play...Jumped QB Philip Rivers' pass intended for RB Danny Woodhead in the right flat on fourth-and-goal from the Green Bay 3 with 20 seconds remaining...Dove to make a deflection of the pass intended for Woodhead near the pylon to seal the victory...Finished with six tackles (all solo) and two passes defended.

►**at Denver Broncos (Nov. 1):** Playing through an ankle injury he sustained in practice during the week leading up to the game, appeared on 55 snaps and registered a career-high nine tackles (six solo), an interception and two passes defended...Posted the first INT of his NFL career on a third down with just under 10 minutes remaining in the game...On the play, made a diving catch on a pass from QB Peyton Manning intended for WR Andre Caldwell near the sideline at the Green Bay 29.

►**at Carolina Panthers (Nov. 8):** Started at RCB and played all 67 snaps, one of three Green Bay defenders to do so...Registered five tackles (all solo), an interception and two passes defended...After the Packers scored a TD to get within eight points (37-29) with just under four minutes remaining, picked off QB Cam Newton's pass near the sideline intended for WR Ted Ginn, keeping both feet in bounds as he returned the pick 4 yards to the Carolina 22...Earlier in the game, went low on Newton to bring him down for just a 3-yard gain on third-and-7 to limit the Panthers to a field goal in the second quarter.

►**vs. Detroit Lions (Nov. 15):** Started at LCB as the defense opened in nickel and played 50 snaps...Posted two solo tackles and a pass defended...In the fourth quarter, came up in run support to bring down RB Joiqee Bell for a 1-yard loss...With just over 30 seconds remaining in the game and the Packers trailing 18-16, recovered Mason Crosby's onside kick that went through the arms of WR Calvin Johnson at the Detroit 49, becoming the first Packer to recover a Green Bay onside kick since LB Jamari Lattimore did so vs. Chicago on Nov. 4, 2013.

►**at Minnesota Vikings (Nov. 22):** Started at LCB and played 57 snaps, recording six tackles (five solo) and a pass defended...Came under TE Kyle Rudolph to break up a deep pass intended for him near the Green Bay 15 early in the fourth quarter...Added a tackle on special teams.

►**vs. Chicago Bears (Nov. 26):** Started at LCB and played 36 snaps, posting two tackles (both solo)...Departed the game late in the third quarter (knee) and did not return.



## **28 Sean Richardson, S, 4th Year, Vanderbilt**

- Played in all 16 games in 2014 for the first time in his career and led the team with a career-high 17 tackles on special teams.
- Returned to the field late in the 2013 season after suffering a neck injury that ended his rookie campaign prematurely in 2012.
- Was one of four non-drafted free agents to make the club's opening-day roster in 2012, joining T Don Barclay, WR Jarrett Boykin and LB Dezman Moses.

**2015 SEASON:** Played in three games with one start before a neck injury ended his season...Recorded two tackles (both solo) and a pass defended on defense and one tackle on special teams...Was placed on injured reserve on Oct. 14.

▶**at Chicago Bears (Sept. 13):** Started his first career game as the Packers opened with three safeties on the field...Played 28 snaps on defense and 15 on special teams...Posted two solo tackles and a QB pressure on defense.

▶**vs. Seattle Seahawks (Sept. 20):** Played four snaps on defense, recording a pass defended, and 19 on special teams.

▶**vs. Kansas City Chiefs (Sept. 28):** Inactive due to an ankle injury sustained in practice on Sept. 25.

▶**at San Francisco 49ers (Oct. 4):** Played 16 snaps on defense and 16 on special teams.

▶**vs. St. Louis Rams (Oct. 11):** Was inactive due to a neck injury sustained in practice leading up to the game.

## **22 Aaron Ripkowski, FB, Rookie, Oklahoma**

- Former walk-on played in 47 games, starting 17 contests in four seasons.
- Winner of the Don Key Award, presented annually to an Oklahoma Sooner senior who exemplifies all-around excellence in the classroom and on the field.
- Named first-team All-Big 12 by 247Sports.com and second-team All-Big 12 by the league's coaches after the 2014 season.
- Saw the most extensive offensive action as a senior, starting a career-best nine games and recording four touchdowns (three rushing and one receiving).

**2015 SEASON:** Has played in all 11 games, seeing action primarily on special teams, and has posted seven tackles (No. 4 on the team)...Has one reception for 18 yards.

▶**at Chicago Bears (Sept. 13):** Played 12 snaps on special teams in his pro debut and recorded a tackle...Also fielded a squib kick by K Robbie Gould late in the first half but did not attempt a return.

▶**vs. Seattle Seahawks (Sept. 20):** Appeared on 19 plays on special teams.

▶**vs. Kansas City Chiefs (Sept. 28):** Played 22 snaps on special teams and saw the first action of his career on offense, appearing on three plays...Registered a tackle on special teams.

▶**at San Francisco 49ers (Oct. 4):** Played 17 snaps on special teams and registered a tackle...Also appeared on one play on offense.

▶**vs. St. Louis Rams (Oct. 11):** Appeared on 16 plays on special teams.

▶**vs. San Diego Chargers (Oct. 18):** Played 17 snaps on special teams.

▶**at Denver Broncos (Nov. 1):** Appeared on 18 plays on special teams and four on offense.

▶**at Carolina Panthers (Nov. 8):** Caught his first pass as a pro, hauling in a pass in the flat from a rolling-out QB Aaron Rodgers...Picked up 18 yards on the reception, breaking a tackle attempt by CB Bene Benwikere before being brought down by a host of Carolina defenders at the Carolina 47 on a drive that would be capped off by a 1-yard TD pass from Rodgers to TE Richard Rodgers...Added a tackle on special teams.

▶**vs. Detroit Lions (Nov. 15):** Played 22 snaps on special teams and one on offense...Registered a team-high three tackles.

▶**at Minnesota Vikings (Nov. 22):** Appeared on 17 plays on special teams and one on offense.

▶**vs. Chicago Bears (Nov. 26):** Played 16 snaps on special teams.

## **12 Aaron Rodgers, QB, 11th Year, California**

- Was named the NFL's Most Valuable Player by *The Associated Press* in 2014 for the second time in his career (also 2011), becoming the eighth player in league history to win the award multiple times.
- Ranks No. 1 in NFL history (min. 1,500 attempts) with a career passer rating of 105.1, nearly six points ahead of No. 2 Russell Wilson (99.5). Also ranks No. 1 in league annals in career INT percentage (1.56) and TD/INT ratio (4.10, 250/61) and No. 5 in completion percentage (65.4) and yards/attempt (8.09).

• Is the only quarterback in league history to record a 100-plus passer rating in six consecutive seasons (2009-14), with no other QB doing so in more than four straight seasons.

• In 114 career regular-season starts, has posted 43 games with 300-plus passing yards, 68 without an interception (min. 15 attempts) and 66 with a 100-plus passer rating.

**2015 SEASON:** Ranks No. 8 in the NFL with a 97.4 passer rating, connecting on 236 of 390 passes (60.5 percent) for 2,684 yards and 24 TDs with four INTs...Is tied for No. 3 in the NFL in TD passes and ranks No. 5 in TD percentage (6.2) and No. 2 TD/INT ratio (6.00)...Has 29 completions of 25-plus yards, which ranks No. 1 in the NFL...Ranks No. 5 among QBs with 260 rushing yards on 44 attempts (5.9 avg.), and is tied for No. 5 among QBs with 13 rushing first downs.

▶**at Chicago Bears (Sept. 13):** Posted a 140.5 passer rating, the top mark of his career in a season opener, as he connected on 18 of 23 passes (78.3 percent) for 189 yards and three TDs with zero INTs...Posted three TD passes/zero INTs/140-plus passer rating for the third straight game against Chicago (both contests in 2014), the lone NFL quarterback to do so against a single opponent (has also done it vs. Minnesota, 2010-11)...Also became the first QB in NFL history to have 13 TD passes and zero INTs over a three-game span vs. one opponent (Chicago)...Found WR James Jones twice for TDs (13 yards, 1 yard) and WR Randall Cobb on a perfectly placed throw over Cobb's shoulder for a 5-yard TD early in the fourth quarter that gave Green Bay a 24-16 lead...Added 35 rushing yards and picked up three first downs on eight carries (4.4 avg.), his best rushing-yardage total since posting 57 yards on five attempts at Indianapolis on Oct. 7, 2012.

▶**vs. Seattle Seahawks (Sept. 20):** Connected on 25 of 33 passes (75.8 percent) for 249 yards and two TDs with no INTs for a 116.9 passer rating, his 13th straight home game with a 100-plus passer rating (min. five att.)...Threw a 29-yard TD pass down the middle to Jones on the Packers' opening drive after drawing DE Michael Bennett offside, stepping up in the pocket to find Jones...Early in the fourth quarter with Green Bay trailing, 17-16, stepped up in the pocket and moved to his left before finding TE Richard Rodgers for a 5-yard TD pass and then a two-point conversion to put Green Bay up for good, 24-17...On the drive, completed all eight of his passes for 78 yards on the 10-play, 80-yard drive...Dating back to last season, has now completed 75.0 percent or more of his passes in four straight regular-season games (min. 20 att.), the first QB in team history to accomplish that feat.

▶**vs. Kansas City Chiefs (Sept. 28):** Threw for 333 yards and a season-best five TDs on 24-of-35 passing (68.6 percent) for a 138.5 passer rating...Threw for five-plus TDs for the fourth time in his career, topping QB Brett Favre's franchise record of three...Tied an NFL record (Kurt Warner, 1999-2000) by posting a 100-plus passer rating and 15-plus attempts in his 10th straight home game in the regular season...Posted a season-high five completions of 25-plus yards...Did not throw an INT for the 16th time in the last 19 regular-season games...Brought his streak of TD passes without an interception at Lambeau Field to 43 in the regular season, more than twice as long as any other streak of TD passes without an INT in home games in NFL history...Found Cobb three times for TDs (3, 4, 4) and Jones for the second straight week on a free play after drawing the Chiefs offside, connecting with him for a 27-yard TD on a back-shoulder throw late in the first half to give Green Bay a 24-7 lead at the break...Was named the NFC Offensive Player of the Week for his performance, the 13th time in his career he had won the weekly award as he surpassed QB Brett Favre (12) for the team record.

▶**at San Francisco 49ers (Oct. 4):** Posted a 99.0 QB rating as

he completed 22 of 32 passes for 224 yards and a TD with no INTs... Brought his streak of consecutive attempts without an INT to 191, the fourth-longest streak in franchise annals...On his TD pass, a 9-yarder to TE Richard Rodgers on the opening drive, spun away from pressure by DL Arik Armstead to buy himself time, then slid to his left to avoid LB Aaron Lynch before finding Rodgers in the back of the end zone for the sliding catch...Rushed for 33 yards on three attempts (11.0 avg.), including a season-long 17-yarder down the right sideline midway through the third quarter down to the San Francisco 1 that set up John Kuhn's TD run on the next play.

►**vs. St. Louis Rams (Oct. 11):** Threw for 241 yards and two TDs on 19-of-30 passing...Also led the team in rushing with 39 yards on eight carries (4.9 avg.), including a season-long 18-yard pickup on Green Bay's opening drive as he took it up the middle for the first down on third-and-7...Threw his first interception at Lambeau Field since Dec. 2, 2012, when he was picked off by LB James Laurinaitis on a ball that was tipped at the line in the first quarter...The INT snapped a streak of 492 attempts and 44 TD passes at home without an INT (both NFL records), and including playoffs, 586 straight attempts and 49 TD passes...The pick also snapped his streak of 191 consecutive passes in the regular season without an INT, the fourth-longest streak in team history...Had his first two-INT game at Lambeau Field since Oct. 24, 2010, vs. Minnesota, snapping a streak of 33 straight home starts without throwing two INTs in a game, the longest streak in the NFL during the Super Bowl era.

►**vs. San Diego Chargers (Oct. 18):** Completed 16 of 29 passes for 255 yards and two TDs with no INTs for a 107.7 passer rating...Went over the 30,000-yard passing mark for his career early in the fourth quarter on a 12-yard completion to RB Eddie Lacy, reaching the mark on his 3,652nd attempt, the fewest needed in NFL history as he bested the previous record held by QB Johnny Unitas (3,695)...His 241 TD passes at the time of hitting the 30,000-yard mark was also an NFL record...Completed passes of 20-plus yards to five different players (Jones, Cobb, Rodgers, WR Jeff Janis, TE Justin Perillo), his first time doing so since Week 13 last season vs. New England.

►**at Denver Broncos (Nov. 1):** Completed 14 of 22 passes for 77 yards and rushed for 31 yards on two carries (15.5 avg.)...His 14-yard run midway through the second quarter put him over the 2,000-yard rushing mark for his career, making him just the eighth QB in league history to pass for 30,000-plus yards and rush for 2,000-plus yards.

►**at Carolina Panthers (Nov. 8):** Threw for a season-high 369 yards and four TDs on 25-of-48 passing...Connected on a 53-yard TD pass to Cobb on the opening drive of the second half on an out-and-up route, perfectly placing the ball over Cobb's shoulder with CB Bene Benwikere in coverage...His first TD pass of the day came late in the first quarter when he rolled to his right and found Rodgers in a tight window by the sideline for a 1-yard score...Added two TD passes in the fourth quarter, the first on a 29-yard screen to Starks and the second a 3-yarder over the middle to Rodgers...Connected on five passes of 25-plus yards on the afternoon, matching his season high set in Week 3 vs. Kansas City.

►**vs. Detroit Lions (Nov. 15):** Completed a career-high 35 passes on 61 attempts for 333 yards and two TDs with no INTs...The 35 completions are tied for No. 2 in single-game franchise history, trailing only Favre's 36 at Chicago on Dec. 5, 1993...His 61 attempts tied Favre's franchise record set vs. San Francisco on Oct. 14, 1996...Posted back-to-back 300-yard passing games for the first time on the season...Completed 17 of 29 passes for 185 yards and both of his TDs in the fourth quarter... Found TE Richard Rodgers over the middle for a 4-yard score with just under six minutes remaining to narrow Detroit's lead to 12-10, and then after a Detroit TD, found Perillo over the middle for an 11-yard TD with 32 seconds remaining to bring the Packers within two points again (18-16)... Posted 50-plus yards passing to five different receivers on the day, his first time doing so in his career.

►**at Minnesota Vikings (Nov. 22):** Threw for 212 yards and two TDs with no INTs on 16-of-34 passing, his sixth game of the season with two-plus passing TDs and zero INTs...Posted a 125.8 passer rating on third down, connecting on 6 of 11 passes for 102 yards and both of his TDs... His first TD came with six seconds remaining in the first half when he

found Cobb for a 10-yard score...His second TD throw came on the first play of the fourth quarter when he rolled out to his right on third down to avoid pressure and found Jones on the side of the end zone in a tight window for a 27-yard TD...His flip pass to Jones on the ensuing two-point conversion put Green Bay up, 27-13...Completed four passes of 25-plus yards, with three of those going to Jones, highlighted by his 37-yard completion to the Minnesota 28 late in the third quarter as he moved to his left that set up the Jones TD catch three plays later.

►**vs. Chicago Bears (Nov. 26):** Completed 22 of 43 passes for 202 yards and a TD with one INT...Threw a 25-yard TD pass to RB Eddie Lacy on a screen play in the first quarter...Added 33 yards on four carries (8.3 avg.), rushing for two first downs.

## **82 Richard Rodgers, TE, 2nd Year, California**

- Has seven career TD catches, the second most by a Green Bay TE in his first two seasons since the 1970 AFL-NFL merger behind only Bubba Franks (10, 2000-01).

- Played in all 16 games with five starts as a rookie in 2014 and made 20 catches for 225 yards (11.3 avg.) and two TDs.

- Became the first rookie TE to start for the Packers in a season opener since Jackie Harris opened in a two-tight-end set in 1990. Also became the first rookie TE to appear in all 16 games since Bubba Franks in 2000.

**2015 SEASON:** Has started all 11 games and ranks No. 2 on the team with 40 catches for 293 yards (7.3 avg.) and five TDs...Ranks No. 6 among NFL tight ends in TD catches and is tied for No. 2 on the team.

►**at Chicago Bears (Sept. 13):** Started and played 37 snaps, catching three passes for 27 yards (9.0 avg.)...Caught a 20-yard pass over the middle in the first quarter on Green Bay's first TD drive of the game...Also had the first rushing attempt of his career, picking up 11 yards in the third quarter after QB Aaron Rodgers lateraled him the ball.

►**vs. Seattle Seahawks (Sept. 20):** Started and played 46 snaps, hauling in three passes for 23 yards (7.7 avg.) and a TD...With the Packers trailing 17-16 early in the fourth quarter, caught a 5-yard TD pass from Rodgers and also caught a two-point conversion on the next play to put Green Bay up, 24-17, a lead they would not relinquish...On the TD, was lined up in the left slot and ran toward the corner of the end zone before coming back to make the grab over CB Cary Williams.

►**vs. Kansas City Chiefs (Sept. 28):** Started and appeared on 53 snaps, hauling in two passes for 15 yards (7.5 avg.).

►**at San Francisco 49ers (Oct. 4):** Started and played 66 of 73 snaps, catching five passes for 45 yards (9.0 avg.) and a TD...On his TD catch, a 9-yard grab that capped off Green Bay's opening drive, was split out to the left up top...Came across the middle first before moving back to the left to find an opening for a scrambling Rodgers, eluding S Antoine Bethea to make a diving catch in the back of the end zone...Three of his five catches on the afternoon went for first downs.

►**vs. St. Louis Rams (Oct. 11):** Started and appeared on 58 of 62 snaps, hauling in a career-high and team-leading six catches for 45 yards (7.5 avg.)...Two of his catches went for first downs, including an 18-yarder on Green Bay's final drive on third-and-7 that helped set up K Mason Crosby's 35-yard FG.

►**vs. San Diego Chargers (Oct. 18):** Started and played 45 of 53 snaps, hauling in two passes for 34 yards (17.0 avg.), including a season-long 25-yard catch in the fourth quarter...Came across the play to catch a pass in the flat from Rodgers on a play-action pass and took it down the left sideline to the Green Bay 45 on a drive that was capped off by a 28-yard Mason Crosby FG.

►**at Denver Broncos (Nov. 1):** Started and played 51 of 53 snaps... Caught two passes for 16 yards (8.0 avg.).

►**at Carolina Panthers (Nov. 8):** Posted the first two-TD game of his career, catching a 1-yard score from Rodgers in the first quarter and a 3-yarder with under four minutes remaining that brought the Packers within one score (37-29) after trailing by 23 points in the fourth quarter... On the first TD, found an opening near the side of the end zone as Rodgers rolled out to his right and found him for the score with CB Bene Benwikere in coverage...Made an inside move on DE Kony Ealy to free himself as he caught a 3-yard pass over the middle for the score with 3:43 remaining in

the game...Finished with five receptions for 19 yards (3.8 avg.), his third game of the season with five-plus catches.

►**vs. Detroit Lions (Nov. 15):** Caught five passes for 32 yards (6.4 avg.), including a leaping 4-yard TD grab over the middle with just under six minutes remaining as he absorbed a hit from S Glover Quin on the catch...The score gave him TD catches in back-to-back games for the seconds time in his career (Weeks 12-13 in 2014).

►**at Minnesota Vikings (Nov. 22):** Played 51 snaps and caught three passes for 7 yards (2.3 avg.).

►**vs. Chicago Bears (Nov. 26):** Played 46 snaps and caught four passes for 30 yards (7.5 avg.).

### **24 Quinten Rollins, CB, Rookie, Miami (Ohio)**

• Played one season of college football and was named Mid-American Conference Defensive Player of the Year and first-team All-MAC.

• Started all 12 games in 2014 and tied the school single-season record for interceptions with seven, while also registering 72 tackles (53 solo), four tackles for a loss, a forced fumble, 16 passes defensed and a defensive touchdown.

• Played basketball for four seasons at Miami (Ohio) and ranked second in school history and 12th in conference history in steals (214). Finished his career ranked fourth at Miami in career assists (391), seventh in games started (106) and ninth in minutes played (3,448).

**2015 SEASON:** Has played in nine games, seeing time on defense and special teams, and has been inactive for two contests...Has posted 13 tackles (10 solo), a sack, two interceptions (one for a TD) and four passes defensed...Is tied for the team lead in INTs and is tied for No. 2 among NFL rookies...Has added five tackles on special teams.

►**at Chicago Bears (Sept. 13):** Played five snaps on special teams in his NFL debut and made one tackle.

►**vs. Seattle Seahawks (Sept. 20):** Inactive (healthy scratch).

►**vs. Kansas City Chiefs (Sept. 28):** Played 17 snaps on defense and 20 on special teams...Recorded the first statistics of his career on defense, posting three tackles (two solo) and a pass defensed...Added a season-high two tackles on special teams.

►**at San Francisco 49ers (Oct. 4):** Played three snaps on defense and 19 on special teams...Posted two tackles on defense (one solo), coming up in run support to tackle RB Carlos Hyde for no gain after he bounced a run out toward the left sideline midway through the second quarter.

►**vs. St. Louis Rams (Oct. 11):** Posted two interceptions, the first Green Bay rookie to do so since Casey Hayward had two at Houston on Oct. 14, 2012...Late in the first quarter, picked off QB Nick Foles' intended for TE Jared Cook and returned the interception 45 yards for a TD, the first rookie to record a pick-six since S Marques Anderson in 2002 (vs. Detroit, Nov. 10)...Sealed the win with his second INT of the afternoon on a third-and-goal from the 7 with less than 30 seconds remaining...Was lined up in the slot against WR Stedman Bailey, passing Bailey off and jumping in front of WR Tavon Austin to make the pick...Finished with two solo tackles in addition to his INTs.

►**vs. San Diego Chargers (Oct. 18):** Played 12 snaps on defense and 16 on special teams...Registered two solo tackles on defense.

►**at Denver Broncos (Nov. 1):** Played five snaps on special teams, but left the game early in the second quarter with a neck injury and did not return...Tied for the team lead with two special teams tackles, including a stop of WR Emmanuel Sanders for just a 1-yard gain on a first-quarter punt return.

►**at Carolina Panthers (Nov. 8):** Inactive (neck).

►**vs. Detroit Lions (Nov. 15):** Played 17 snaps on special teams and one on defense...Got down the field to down P Tim Masthay's 44-yard punt at the Detroit 3 midway through the second quarter.

►**at Minnesota Vikings (Nov. 22):** Appeared on 21 plays on defense and 17 on special teams.

►**vs. Chicago Bears (Nov. 26):** Played 27 snaps and posted three tackles (all solo), a sack, a QB hit and a pass defensed...Early in the third quarter, came off the right edge and shook off a block from T Charles Leno Jr. to get to QB Jay Cutler for an 11-yard sack on third down, the first sack of his career...On a third-and-5 with just over four minutes remaining in the

first quarter, slipped in coverage but popped right back up to break up and nearly intercept QB Jay Cutler's pass intended for Zach Miller.

### **47 Jake Ryan, LB, Rookie, Michigan**

• Started 41 of 46 games played at Michigan, appearing at inside linebacker as a senior after spending his first three seasons at outside linebacker and defensive end.

• Served as a team captain for his final two seasons and was a three-time winner (2012-14) of the Roger Zatkoff Award, given to Michigan's top LB.

• Earned the Bo Schembechler Award, given to the team's most valuable player, in 2014.

• Named first-team All-Big Ten by the coaches and media in 2014 and second-team All-Big Ten (media and *Phil Steele's College Football*) and honorable mention (coaches) in 2012.

**2015 SEASON:** Has played in nine games, seeing time on defense and special teams...Has registered eight tackles (five solo) on defense and is tied for No. 4 on the team with five tackles on special teams...Was inactive for two contests due to a hamstring injury (Weeks 4-5).

►**at Chicago Bears (Sept. 13):** Appeared on 14 plays on special teams in his NFL debut, pacing the team with three tackles.

►**vs. Seattle Seahawks (Sept. 20):** Played 19 snaps on special teams and posted a tackle...Made a tackle of WR Tyler Lockett on a first-quarter kickoff return at the Seattle 20 despite being held on the play.

►**vs. Kansas City Chiefs (Sept. 28):** Registered a tackle on special teams...Also saw the first action of his career on defense, playing four snaps before departing in the fourth quarter due to a hamstring injury.

►**at San Francisco 49ers (Oct. 4):** Inactive (hamstring).

►**vs. St. Louis Rams (Oct. 11):** Inactive (hamstring).

►**vs. San Diego Chargers (Oct. 18):** Returned to action, playing 14 snaps on special teams.

►**at Denver Broncos (Nov. 1):** Played 18 snaps on special teams and two on defense.

►**at Carolina Panthers (Nov. 8):** Saw the most significant action of his career on defense, appearing on 38 snaps and posting a career-high six tackles (four solo)...Midway through the fourth quarter, got into the backfield along with a swarm of other tacklers and brought down RB Jonathan Stewart for a 7-yard loss...Helped limit Stewart to an average of 3.1 yards per carry (66 yards on 20 attempts), his lowest average since Week 1.

►**vs. Detroit Lions (Nov. 15):** Appeared on 25 plays on special teams.

►**at Minnesota Vikings (Nov. 22):** Played 21 snaps on special teams and one on defense.

►**vs. Chicago Bears (Nov. 26):** Played 20 snaps on special teams.

### **37 Sam Shields, CB, 6th Year, Miami**

• Earned his first career Pro Bowl selection in 2014, replacing Patriots CB Darrelle Revis, who played in the Super Bowl.

• Including playoffs, has registered 22 interceptions since 2010, tied for No. 2 in the league among active players behind only Seahawks CB Richard Sherman (26).

• Recorded a franchise-leading fifth career postseason interception in the 2014 NFC Championship Game at Seattle.

• Had his finest statistical season in 2013, setting new career highs for starts (14), tackles (64), solo tackles (57) and passes defensed (a team-high 25), and tied his previous career best with four INTs.

**2015 SEASON:** Has started all 10 games he has played in and has posted 34 tackles (29 solo)...Is tied for the team lead with two interceptions and has posted 11 passes defensed, which ranks No. 2 on the team...Was inactive for one game (Week 9) due to a shoulder injury.

►**at Chicago Bears (Sept. 13):** Started as the lone CB as the defense opened with three safeties, and played 76 of 77 snaps...Led the secondary with eight tackles (six solo) and added a pass defensed...Batted away a short pass by QB Jay Cutler intended for WR Alshon Jeffery in the end zone early in the second quarter.

►**vs. Seattle Seahawks (Sept. 20):** Started at RCB and played all 70 snaps, one of four defenders to do so...Posted two solo tackles, including a stop of WR Tyler Lockett for no gain at the Seattle 10 on a bubble screen on the Seahawks' opening play of the game.

►**vs. Kansas City Chiefs (Sept. 28):** Opened at LCB as the lone CB



as the defense opened with three safeties for the second time in three games, appearing on 70 plays...Posted five tackles (all solo) and recorded his first INT of the season...Midway through the third quarter, backpedaled and made a leaping INT of QB Alex Smith's pass intended for WR Albert Wilson at the Kansas City 19, returning it 15 yards down the right sideline to set up a 4-yard TD pass from QB Aaron Rodgers to WR Randall Cobb on the next play...Made a key play late in the first half when he came up to bring down WR De'Anthony Thomas for a 7-yard loss on third down on a lateral from QB Alex Smith, forcing a Kansas City punt.

► **at San Francisco 49ers (Oct. 4):** Started at RCB and played 48 of 50 snaps...Posted an INT in back-to-back games for the first time in his career...Came underneath after running stride for stride with WR Anquan Boldin to make a leaping interception of QB Colin Kaepernick's deep pass intended for Boldin at the Green Bay 34 midway through the fourth quarter...Finished with three tackles (two solo), helping limit the 49ers to just 196 yards of total offense and Kaepernick to a 55.4 passer rating (13 of 25, 160 yards, one INT).

► **vs. St. Louis Rams (Oct. 11):** Started at RCB and played all 71 snaps, one of four defenders to do so...Matched his career high with four passes defended and added two assisted tackles...Midway through the first quarter, broke up a QB Nick Foles pass over the middle intended for WR Kenny Britt on third down to force a St. Louis punt...Made a leaping deflection of a deep pass from Foles intended for WR Tavon Austin early in the second quarter, nearly making the interception...Later in the second quarter, broke up a pass in the end zone intended for WR Brian Quick on third down to force a St. Louis field goal...Helped limit Foles to a 23.8 passer rating as he completed only 11 of 30 passes for 141 yards and one TD with a career-high four INTs (previous high was two INTs).

► **vs. San Diego Chargers (Oct. 18):** Started at RCB and played all 92 snaps, one of only two defenders to do so (S Ha Ha Clinton-Dix)...Registered seven tackles (all solo) and two passes defended.

► **at Denver Broncos (Nov. 1):** Started at RCB, but departed on Denver's second drive after sustaining a shoulder injury and did not return...Played 11 snaps.

► **at Carolina Panthers (Nov. 8):** Inactive (shoulder).

► **vs. Detroit Lions (Nov. 15):** Returned to action after missing one game and played 64 of 65 snaps...Was matched up with WR Calvin Johnson for much of the afternoon (six catches for 81 yards, long of 19)...Registered a solo tackle.

► **at Minnesota Vikings (Nov. 22):** Played 62 of 64 snaps and recorded six tackles (all solo) and a fumble recovery...With the Packers leading 27-13 early in the fourth quarter, scooped up a RB Adrian Peterson fumble that was forced by S Morgan Burnett at the Green Bay 21 to stop a Minnesota drive...Made an open-field tackle of RB Jerick McKinnon for just a 2-yard catch on third-and-4 on the Vikings' opening drive to force a punt.

► **vs. Chicago Bears (Nov. 26):** Started at RCB and played 66 of 67 snaps...Posted two tackles (both solo) and a team-high two passes defended...Made a diving deflection of a pass intended for WR Alshon Jeffery near the side of the end zone on third-and-goal from the 3 early in the fourth quarter, forcing the Bears to settle for a FG.

## **71 Josh Sitton, G, 8th Year, Central Florida**

• Was named to his second career Pro Bowl in 2014, his second selection in the last three seasons and his first to the original team (replaced Mike Lupati in 2012).

• Was named first-team All-Pro by *Sporting News*, second-team All-Pro by *The Associated Press* and first-team All-NFL and All-NFC by the PFWA in '14.

• Has started 103 of a possible 105 games over the past six-plus seasons (2009-15), the most by a Packers offensive lineman over that span.

• Made the transition to left guard in 2013, starting every game there the past two seasons after spending his first five seasons with the club at right guard.

**2015 SEASON:** Has started all 11 games at LG...Part of a line that has helped the Packers rank No. 11 in the league in scoring (23.8 ppg), No. 10 in rushing (115.7 ypg) and tied for No. 1 in giveaways (seven)...Has helped the offense register seven games with 120-plus rushing yards, tied for No. 2 in the NFL behind only Carolina (eight).

► **at Chicago Bears (Sept. 13):** Played all 60 snaps as the offensive line didn't allow a sack of QB Aaron Rodgers...Protected Rodgers as he threw for 189 yards and three TDs on 18-of-23 passing for a 140.5 passer rating...Helped clear holes for a ground game that produced 133 yards on 30 carries (4.4 avg.), highlighted by RB Eddie Lacy's 85 yards on 19 attempts (4.5 avg.).

► **vs. Seattle Seahawks (Sept. 20):** Played all 71 snaps and helped protect Rodgers as he connected on 25 of 33 passes for 249 yards and two TDs with no INTs for a 116.9 passer rating...With Lacy departing after just eight snaps due to an ankle injury, helped clear holes for RB James Starks as he racked up 95 yards on 20 carries (4.8 avg.)...With 127 yards as a team on 29 attempts (4.4 avg.), it marked the first time since 2004 that the Packers posted 125-plus rushing yards in both of the first two games...Sealed DT Brandon Mebane to help clear the way for Starks' game-long 35-yard run midway through the third quarter.

► **vs. Kansas City Chiefs (Sept. 28):** Played all 76 snaps and protected Rodgers as the line allowed just one sack to a Kansas City defense that had registered eight sacks in the first two games...Helped give Rodgers time to complete 24 of 35 passes for 333 yards and five TDs with no INTs, the fourth game of his career with five-plus TD passes, a franchise record...Also helped clear holes for a rushing attack that delivered 123 yards on 32 attempts (3.8 avg.), the third straight game this season that the Packers have registered 120-yards on the ground...It marked the first time since 1996 that Green Bay began a season with three consecutive 120-yard rushing games.

► **at San Francisco 49ers (Oct. 4):** Played all 73 snaps, helping the Packers rush for a season-high 162 yards and a TD on 33 attempts (4.9 avg.)...It marked the fourth straight 120-yard rushing effort by the Packers, the first time they had cleared that mark in each of the first four games since 1971...Helped the Packers control the clock for a season-high 36:34.

► **vs. St. Louis Rams (Oct. 11):** Started at LG and appeared on all 62 snaps...Part of a line that gave up just two sacks to a St. Louis defense that entered the game tied for No. 2 in the league in the category with 17 in the first four contests.

► **vs. San Diego Chargers (Oct. 18):** Started at LG and played all 53 snaps...Helped the Packers post 133 rushing yards on just 17 carries, a 7.8-yard average that was the best by Green Bay since Oct. 10, 2010, at Washington (9.2, 17-157)...Helped clear the way for Starks' 112 yards on just 10 carries (11.2 avg.), the best yards-per-carry average by an NFL back this season (min. 10 att.).

► **at Denver Broncos (Nov. 1):** Started at LG and played 51 of 53 snaps...Was out of the game for the final two plays (coach's decision).

► **at Carolina Panthers (Nov. 8):** Started at LG and played all 77 snaps...Helped protect Rodgers as he threw for a season-high 369 yards and four TDs on 25-of-48 passing...Blocked DT Star Lotulelei and then got up the field to block LB Luke Kuechly on Starks' 29-yard screen pass in the fourth quarter.

► **vs. Detroit Lions (Nov. 15):** Started at LG and played all 87 snaps...Helped protect Rodgers as he completed a career-high 35 passes and threw for 333 yards, his second straight 300-yard game.

► **at Minnesota Vikings (Nov. 22):** Started at LG and played all 77 snaps, helping clear holes for Lacy as he rushed for a season-high 100 yards on 22 carries (4.5 avg.)...Part of a line that allowed just two sacks of Rodgers as he threw for 212 yards and two TDs with no INTs.

► **vs. Chicago Bears (Nov. 26):** Started at LG and played all 78 snaps...Helped the offense rack up a season-high 177 yards rushing on 28 carries (6.3 avg.), the best yardage total on the ground by Green Bay since the team posted 179 yards vs. Atlanta in Week 14 last season...Blocked for Lacy as he registered a season-high 105 yards rushing on 17 carries (6.2 avg.), the first Green Bay RB to register back-to-back 100-yard rushing games since Ahman Green in 2006 (three straight).

## **44 James Starks, RB, 6th Year, Buffalo**

• Played in all 16 games in 2014 for the first time in his career and rushed for 333 yards and two TDs on 85 attempts (3.9 avg.).

• Rushed for 493 yards and a career-high three TDs on 89 carries in 2013, an average of 5.54 yards per carry that ranked No. 1 in the NFL among players with 80-plus attempts.

• Was tied for No. 2 in the NFL in 2013 with three TD runs of 20-plus yards, trailing only Eagles RB LeSean McCoy (four).

**2015 SEASON:** Has played in all 11 games with three starts and has posted 429 rushing yards on 108 attempts (4.0 avg.) with one TD...Has added a career-best 30 receptions for a career-high 292 yards (9.7 avg.) and a career-best two TDs...Leads the team in yards from scrimmage with 721 on the season.

► **at Chicago Bears (Sept. 13):** Posted 2 rushing yards on two attempts (1.0 avg.), appearing on 13 plays on offense.

► **vs. Seattle Seahawks (Sept. 20):** With starting RB Eddie Lacy departing the game after just eight snaps because of an ankle injury, saw his most significant action in more than two years...Carried the ball 20 times for 95 yards (4.8 avg.), the most carries and yards he has had in a game since a 20-attempt, 132-yard effort vs. Washington in Week 2 in 2013 (Sept. 15)...Midway through the third quarter, ran through a sizable hole up the middle before bouncing it to the right and then down the sideline for a 35-yard gain, avoiding tackle attempts by S Earl Thomas and CB Richard Sherman to pick up extra yardage...Rushed for five first downs, which was tied for the second most in a game in his career (nine vs. Washington, Sept. 15, 2013).

► **vs. Kansas City Chiefs (Sept. 28):** Rushed for 32 yards on a team-high 17 carries (1.9 avg.), his first time with 15-plus attempts in back-to-back games since Weeks 9 and 11 in 2012...Added a 19-yard reception in the first quarter on a screen pass down to the Kansas City 30, making LB Derrick Johnson miss on a tackle right after the catch and then eluding a tackle attempt by CB Phillip Gaines toward the end of the gain.

► **at San Francisco 49ers (Oct. 4):** Posted 28 yards rushing on nine carries (3.1 avg.) and added two catches for 11 yards (5.5 avg.).

► **vs. St. Louis Rams (Oct. 11):** Rushed for 17 yards on five carries (3.4 avg.) and had three receptions for 29 yards (9.7 avg.), including a 19-yard gain on a first-quarter screen pass that saw him break a tackle by S Mark Barron.

► **vs. San Diego Chargers (Oct. 18):** Started his first game of the season and rushed for 112 yards on just 10 carries (11.2 avg.), the highest yards-per-carry average by an NFL back to that point this season...Became the first Packers RB to rush for 100-plus yards on 10 or fewer carries since RB Brandon Jackson at Washington on Oct. 10, 2010 (115 yards on 10 carries)...Posted a 25-yard run on a toss play on Green Bay's first offensive snap...Capped the drive off with a 5-yard TD catch on a shovel pass from Rodgers...On the Packers' next possession, which came late in the first quarter, scored on a 65-yard run, the longest TD run by a Packer since RB DeShawn Wynn's 73-yard TD vs. Detroit on Dec. 28, 2008...On the play, ran into the back of lead blocker John Kuhn before spinning away from DE Ricardo Mathews and taking it down the right sideline as he outran OLB Melvin Ingram on his way to the end zone...It marked the first two-TD game of his career, and he became the first Packer to register a 50-yard TD run and a TD catch in the first quarter of a game since RB Dorsey Levens did so at Indianapolis on Nov. 16, 1997.

► **at Denver Broncos (Nov. 1):** Had 9 rushing yards on five carries (1.8 avg.) and added two catches for 9 yards (4.5 avg.).

► **at Carolina Panthers (Nov. 8):** Led the team with 39 yards rushing on 10 carries (3.9 avg.) and posted a career-high 83 yards receiving on a career-best six receptions (13.8 avg.), besting his previous mark by 30 yards and matching his previous high for receptions (53 yards on six catches vs. Tampa Bay, Nov. 20, 2011)...Scored on a 29-yard screen pass midway through the fourth quarter, the longest TD catch of his career, breaking tackle attempts by DT Kyle Love and CB Josh Norman on his way to the end zone...Earlier on the drive, picked up 30 yards on another screen pass from Rodgers...Was the first NFL player to have two catches of 25-plus yards since Steelers RB Le'Veon Bell did so on Nov. 30, 2014.

► **vs. Detroit Lions (Nov. 15):** Started and posted 42 rushing yards on 15 attempts (2.8 avg.)...Tied his career high with six receptions for 54 yards (9.0 avg.).

► **at Minnesota Vikings (Nov. 22):** Started and rushed eight times for 14 yards (1.8 avg.)...Had a season-long 30-yard catch early in the third quarter, taking a screen pass down the right sideline to the Minnesota 45 to help set up an eventual 42-yard FG from Mason Crosby that put Green Bay up 19-6.

► **vs. Chicago Bears (Nov. 26):** Posted 39 yards rushing on seven attempts (5.6 avg.) and added 41 yards on four receptions (10.3)...Picked up 18 yards on a screen pass out to the Green Bay 38 on the Packers' final drive.

### **65 Lane Taylor, G, 3rd Year, Oklahoma State**

• Played in all 16 games in 2014, seeing limited action on offense at both guard spots and as an extra lineman, and on special teams.

• Appeared on a career-high 63 snaps at New Orleans last season in Week 8, filling in at right guard following the first series for an injured T.J. Lang.

• Was one of three non-drafted rookie free agents to make Green Bay's opening-day roster in 2013.

**2015 SEASON:** Active for two games, but did not see any action, and has been inactive (healthy scratch) for the other nine contests.

► **vs. Seattle Seahawks (Sept. 20):** Dressed, but did not see any action in the game.

► **vs. Chicago Bears (Nov. 26):** Was active, but did not play.

### **48 Joe Thomas, LB, 1st Year, South Carolina State**

• Was signed to Green Bay's 53-man roster on Sept. 21 from the Dallas Cowboys' practice squad. Was with the Packers during the 2015 pre-season.

• Entered the league with the Packers as a non-drafted free agent in May 2014. Was on Green Bay's practice squad for the final eight games of the regular season and both playoff contests last season..

• As a senior in 2013, was named the Mid-Eastern Athletic Conference Defensive Player of the Year after recording a team-high 115 tackles (82 solo), including 19 for a loss, 7.5 sacks, five passes defended, an interception, a forced fumble and a fumble recovery.

**2015 SEASON:** Has played in nine games and has registered 16 tackles (11 solo), a sack, a forced fumble, three QB hits and a pass defended...Has added eight tackles on special teams, good for No. 4 on the team.

► **vs. Kansas City Chiefs (Sept. 28):** Made his NFL debut, playing 38 snaps on defense and 23 on special teams (second most on the team)...Late in the first quarter, fought off a block from G Laurent Duvernay-Tardif to chase down QB Alex Smith as he avoided pressure in the pocket, bringing him down for a 2-yard sack to force a three-and-out, the first sack of his career...Finished with three tackles (all solo) on defense and added a tackle on special teams.

► **at San Francisco 49ers (Oct. 4):** Forced a fumble in the second quarter, punching the ball out from TE Vance McDonald after he made a catch on a crossing route to the Green Bay 15...McDonald recovered, but the 49ers were forced to settle for a FG, their lone score of the afternoon...Played 11 snaps on defense and registered two solo tackles.

► **vs. St. Louis Rams (Oct. 11):** With just over nine minutes remaining and the Packers leading, 21-10, nearly picked off QB Nick Foles' pass intended for TE Lance Kendricks at the goal line, but the throw went off his hands and into the arms of a diving Ha Ha Clinton-Dix in the end zone for the turnover...Played 19 snaps on defense and 17 on special teams...Posted a career-high two tackles on special teams.

► **vs. San Diego Chargers (Oct. 18):** Played 25 snaps on defense and 13 on special teams...Recorded three tackles (two solo) and a QB hit on defense and a tackle on special teams.

► **at Denver Broncos (Nov. 1):** Played 13 snaps and registered four tackles (one solo), including a stop of RB C.J. Anderson for a 1-yard loss on a run late in the first half.

► **at Carolina Panthers (Nov. 8):** Appeared on six plays on defense and 24 on special teams...Posted a QB hit and a pressure on defense and added a tackle on special teams.

► **vs. Detroit Lions (Nov. 15):** Played seven snaps on defense and 23 on special teams...Posted a solo tackle on defense and a tackle on special teams.

► **at Minnesota Vikings (Nov. 22):** Tied for the team lead with two tackles on special teams...Also played 22 snaps on defense.

► **vs. Chicago Bears (Nov. 26):** Played 12 snaps on defense and recorded two tackles (both solo) and a QB hit.

### **16 Scott Tolzien, QB, 5th Year, Wisconsin**

- Spent the entire 2014 season on Green Bay's 53-man roster, but was a gameday inactive for the first 15 games and dressed but did not play in the season finale.
- Was on Green Bay's practice squad for the first eight games in 2013 before being signed to the active roster, appearing in three games with two starts on the season.
- Threw for 339 yards in his first career start (at N.Y. Giants, Week 11 of 2013), the most by a Green Bay QB in his first start with the team in franchise history.

**2015 SEASON:** Has served as the No. 2 QB for all 11 games, seeing limited action in one contest...Dressed, but did not play in the other 10 games.  
▶**at Denver Broncos (Nov. 1):** Took the final two snaps of the game at QB, handing off to RB Alonzo Harris on both plays.

### **73 JC Tretter, C/G, 3rd Year, Cornell**

- Opened the first three preseason contests at center for Green Bay in 2014, but a knee injury sustained vs. Oakland (Aug. 22) would sideline him for the first half of the season. Went on to see limited action in the final eight regular-season games and both playoff contests.
- Saw time at both tackle spots and at LG in reserve duty in 2014.
- Spent the majority of his rookie campaign in 2013 on reserve/physically unable to perform after sustaining a significant ankle injury during the first practice of Organized Team Activities in the spring.

**2015 SEASON:** Has played in all 11 games with one start, seeing action on offense and special teams.

▶**at Chicago Bears (Sept. 13):** Played 11 snaps on special teams and one on offense, lining up as an extra lineman on the left side on RB Eddie Lacy's 2-yard TD run late in the game.

▶**vs. Seattle Seahawks (Sept. 20):** Played nine snaps on special teams and one on offense, lining up as an extra lineman for a RB James Starks 2-yard run.

▶**vs. Kansas City Chiefs (Sept. 28):** Appeared on 11 plays on special teams.

▶**at San Francisco 49ers (Oct. 4):** Played six snaps on special teams and one on offense, coming on as an extra lineman on FB John Kuhn's 1-yard TD run midway through the third quarter.

▶**vs. St. Louis Rams (Oct. 11):** Played four snaps as an extra lineman on offense and also appeared on eight plays on special teams.

▶**vs. San Diego Chargers (Oct. 18):** Appeared on nine plays on special teams...Early in the fourth quarter with the Packers leading 24-20, fielded K Josh Lambo's short kickoff at the Green Bay 29 before going to the ground with the ball after securing it.

▶**at Denver Broncos (Nov. 1):** Played the final two snaps of the game at LG in place of Josh Sitton (coach's decision) and appeared on eight plays on special teams.

▶**at Carolina Panthers (Nov. 8):** Played two snaps on offense as an extra offensive lineman and 11 snaps on special teams.

▶**vs. Detroit Lions (Nov. 15):** Appeared on eight plays on special teams.

▶**at Minnesota Vikings (Nov. 22):** Saw the most significant action of his career, coming in for C Corey Linsley (ankle) with 5:30 remaining in the first quarter...Played the remainder of the game (65 snaps), helping clear holes for Lacy as he rushed for a season-high 100 yards on 22 carries (4.5 avg.)...Part of a line that allowed just two sacks of Rodgers as he threw for 212 yards and two TDs with no INTs.

▶**vs. Chicago Bears (Nov. 26):** Started his first career game, opening at C in place of Linsley (ankle) and appearing on all 78 snaps...Helped the offense rack up a season-high 177 yards rushing on 28 carries (6.3 avg.), the best yardage total on the ground by Green Bay since the team posted 179 yards vs. Atlanta in Week 14 last season...Blocked for Lacy as he registered a season-high 105 yards rushing on 17 carries (6.2 avg.), the first Green Bay RB to register back-to-back 100-yard rushing games since Ahman Green in 2006 (three straight).

### **79 Josh Walker, G, 1st Year, Middle Tennessee State**

- Was on Green Bay's practice squad for the final 13 games of the regular season and both playoff contests in 2014.
- Entered the league as a non-drafted free agent with Indianapolis in May 2014 and spent time on the Colts' practice squad early last season.
- A four-year letterman at Middle Tennessee State, he played in 49 games with 34 starts and earned second-team All-Conference USA honors as a senior.

**2015 SEASON:** Has played in 10 games, seeing action on offense and special teams...Has been inactive for one contest (healthy scratch).

▶**at Chicago Bears (Sept. 13):** Made his NFL debut, appearing on five snaps on special teams and three on offense, lining up as an extra lineman on the left side on three plays late in the fourth quarter.

▶**vs. Seattle Seahawks (Sept. 20):** Played five snaps on special teams (extra point and four field goals).

▶**vs. Kansas City Chiefs (Sept. 28):** Appeared on six plays as an extra lineman on offense and six plays on special teams.

▶**at San Francisco 49ers (Oct. 4):** Played four snaps as an extra lineman on offense and four plays on special teams.

▶**vs. St. Louis Rams (Oct. 11):** Saw the most significant action of his career on offense, playing 32 snaps at RG in place of T.J. Lang after he departed midway through the second quarter due to a knee injury...Filled in for Lang on all but one series, helping the line allow just two sacks of Rodgers to a St. Louis defense that entered the game tied for No. 2 in the NFL with 17 sacks in the first four games.

▶**vs. San Diego Chargers (Oct. 18):** Played five snaps on special teams.

▶**at Denver Broncos (Nov. 1):** Inactive (healthy scratch).

▶**at Carolina Panthers (Nov. 8):** Played three snaps on special teams.

▶**vs. Detroit Lions (Nov. 15):** Played one snap at RG for Lang in the fourth quarter when he departed briefly due to injury.

▶**at Minnesota Vikings (Nov. 22):** Played three snaps on offense, appearing as an extra lineman in short-yardage situations, and played six snaps on special teams.

▶**vs. Chicago Bears (Nov. 26):** Appeared on three plays on special teams.



# National Football League Game Summary

NFL Copyright © 2015 by The National Football League. All rights reserved. This summary and play-by-play is for the express purpose of assisting media in their coverage of the game; any other use of this material is prohibited without the written permission of the National Football League. Updated: 11/27/2015

Date: Thursday, 11/26/2015

**Chicago Bears at Green Bay Packers**  
at Lambeau Field, Green Bay, WI

Start Time: 7:30 PM CST

## Game Day Weather

Game Weather: Rain  
Played Outdoor on Turf: DD GrassMaster

Temp: 39° F (3.9° C) Humidity: 92%, Wind: North 19 mph  
Outdoor Weather: Rain, Wind Chill: 29

## Officials

Referee: Hochuli, Ed (85)  
Line Judge: Baynes, Rusty (59)  
Back Judge: Helverson, Scott (93)

Umpire: Martin, Clay (19)  
Side Judge: Meyer, Greg (78)  
Replay Official: Sifferman, Tom ( )

Head Linesman: Turner, Patrick (13)  
Field Judge: Hill, Adrian (29)

## Lineups

### Chicago Bears

Offense		Defense	
WR 10	M.Wilson	NT 91	E.Goldman
LT 72	C.Leno Jr.	DE 96	J.Jenkins
LG 68	M.Slauson	OLB 97	W.Young
C 55	H.Grasu	ILB 50	S.McClellin
RG 65	P.Omameh	ILB 58	J.Anderson
RT 75	K.Long	OLB 92	P.McPhee
TE 82	K.Lee	CB 21	T.Porter
WR 17	A.Jeffery	S 38	A.Amos
QB 6	J.Cutler	S 31	C.Prosinski
RB 22	M.Forte	CB 23	K.Fuller
TE/FB 86	Z.Miller	CB 37	B.Callahan

### Green Bay Packers

Offense		Defense	
WR 17	D.Adams	DE 98	L.Guion
WR 89	J.Jones	NOSE 90	B.Raji
LT 69	D.Bakhtiari	DT 76	M.Daniels
LG 71	J.Sitton	LOLB 96	M.Neal
C 73	J.Tretter	BLB 51	N.Palmer
RG 70	T.Lang	MLB 52	C.Matthews
RT 75	B.Bulaga	ROLB 56	J.Peppers
TE 82	R.Rodgers	LCB 23	D.Randall
WR 18	R.Cobb	RCB 37	S.Shields
QB 12	A.Rodgers	SS 42	M.Burnett
RB 27	E.Lacy	FS 21	H.Clinton-Dix

## Substitutions

K 9 R.Gould, WR 11 J.Bellamy, WR 14 D.Thompson, P 16 P.O'Donnell, CB 24 A.Ball, CB 27 S.McManis, S 29 H.Jones-Quartey, RB 33 J.Langford, S 36 S.Martin, LS 43 T.Gafford, RB 44 A.Smith, LB 49 S.Acho, LB 52 L.Reynolds, LB 57 L.Barrow, LB 59 C.Jones, T 74 J.Bushrod, DL 76 B.Gaston, WR/KR 80 M.Mariani, DL 90 E.Hood, DL 98 M.Unrein, LB 99 L.Houston

## Substitutions

K 2 M.Crosby, P 8 T.Masthay, FB 22 A.Ripkowski, CB 24 Q.Rollins, CB 29 C.Hayward, FB 30 J.Kuhn, S 32 C.Banjo, CB 36 L.Gunter, CB 39 D.Goodson, RB 44 J.Starks, LB 47 J.Ryan, LB 48 J.Thomas, LB 53 N.Perry, LS 61 B.Goode, DT 64 M.Pennel, T/G 67 D.Barclay, G 79 J.Walker, TE 80 J.Perillo, WR 83 J.Janis, TE 86 K.Backman, LB 91 J.Elliott, DE 95 D.Jones

## Did Not Play

QB 12 D.Fales, G 62 V.Ducasse, WR 81 C.Meredith

## Did Not Play

QB 16 S.Tolzien, G 65 L.Taylor

## Not Active

WR 19 E.Royal, RB 25 K.Carey, S 26 A.Rolle, CB 39 J.Glenn, G/T 71 N.Becton, TE 83 M.Bennett, DL 93 W.Sutton

## Not Active

QB 7 B.Hundley, DB 33 M.Hyde, RB 46 A.Harris, LB 55 A.Mulumba, C 63 C.Linsley, WR 84 J.Abbrederis, WR 88 T.Montgomery

## Field Goals (made ( ) & missed)

Player	Made	Missed	Total
R.Gould	(21)		
M.Crosby		(22) (50)	
	<b>1</b>	<b>2</b>	<b>3</b>
VISITOR: Chicago Bears	0	14	0
HOME: Green Bay Packers	7	6	0
			<b>OT</b>
			<b>Total</b>
			17
			13

## Scoring Plays

Team	Qtr	Time	Play Description (Extra Point) (Drive Info)	Visitor	Home
Packers	1	5:20	E.Lacy 25 yd. pass from A.Rodgers (M.Crosby kick) (5-49, 1:44)	0	7
Bears	2	6:03	Z.Miller 3 yd. pass from J.Cutler (R.Gould kick) (9-34, 4:41)	7	7
Packers	2	1:58	M.Crosby 22 yd. Field Goal (7-28, 4:05)	7	10
Bears	2	0:30	J.Langford 1 yd. run (R.Gould kick) (7-58, 1:28)	14	10
Packers	2	0:00	M.Crosby 50 yd. Field Goal (5-36, 0:30)	14	13
Bears	4	12:15	R.Gould 21 yd. Field Goal (15-83, 7:29)	17	13

Paid Attendance: 78,488

Time: 3:18

Chicago Bears vs Green Bay Packers  
11/26/2015 at Lambeau Field

# Final Individual Statistics

## Chicago Bears

RUSHING	ATT	YDS	AVG	LG	TD
J.Langford	12	48	4.0	14	1
M.Forte	15	44	2.9	7	0
J.Cutler	4	9	2.3	6	0
Total	31	101	3.3	14	1

PASSING	ATT	CMP	YDS	SK/YD	TD	LG	IN	RT
J.Cutler	31	19	200	1/11	1	22	0	90.8
Total	31	19	200	1/11	1	22	0	90.8

PASS RECEIVING	TAR	REC	YDS	AVG	LG	TD
A.Jeffery	11	7	90	12.9	22	0
M.Wilson	5	4	44	11.0	19	0
M.Mariani	3	3	35	11.7	21	0
Z.Miller	7	2	10	5.0	7	1
M.Forte	1	1	9	9.0	9	0
K.Lee	1	1	7	7.0	7	0
J.Langford	3	1	5	5.0	5	0
Total	31	19	200	10.5	22	1

INTERCEPTIONS	NO	YDS	AVG	LG	TD
T.Porter	1	2	2.0	2	0
Total	1	2	2.0	2	0

PUNTING	NO	YDS	AVG	NET	TB	IN20	LG
P.O'Donnell	8	323	40.4	37.8	1	4	46
Total	8	323	40.4	37.8	1	4	46

PUNT RETURNS	NO	YDS	AVG	FC	LG	TD
M.Mariani	2	7	3.5	1	7	0
[OUT OF BOUNDS]	2	0	0.0	0	0	0
Total	2	7	3.5	1	7	0

KICKOFF RETURNS	NO	YDS	AVG	FC	LG	TD
D.Thompson	1	37	37.0	0	37	0
[TOUCHBACK]	2	0	0.0	0	0	0
Total	1	37	37.0	0	37	0

## Green Bay Packers

RUSHING	ATT	YDS	AVG	LG	TD
E.Lacy	17	105	6.2	29	0
J.Starks	7	39	5.6	10	0
A.Rodgers	4	33	8.3	18	0
Total	28	177	6.3	29	0

PASSING	ATT	CMP	YDS	SK/YD	TD	LG	IN	RT
A.Rodgers	43	22	202	2/14	1	32	1	62.4
Total	43	22	202	2/14	1	32	1	62.4

PASS RECEIVING	TAR	REC	YDS	AVG	LG	TD
R.Cobb	7	6	74	12.3	32	0
J.Starks	5	4	41	10.3	18	0
E.Lacy	5	4	34	8.5	25	1
R.Rodgers	7	4	30	7.5	13	0
D.Adams	11	2	14	7.0	8	0
J.Perillo	2	2	9	4.5	5	0
J.Jones	6	0	0	0.0	0	0
Total	43	22	202	9.2	32	1

INTERCEPTIONS	NO	YDS	AVG	LG	TD
Total	0	0	0	0	0

PUNTING	NO	YDS	AVG	NET	TB	IN20	LG
T.Masthay	5	178	35.6	34.2	0	2	45
Total	5	178	35.6	34.2	0	2	45

PUNT RETURNS	NO	YDS	AVG	FC	LG	TD
R.Cobb	2	1	0.5	1	1	0
[DOWNED]	4	0	0.0	0	0	0
[TOUCHBACK]	1	0	0.0	0	0	0
Total	2	1	0.5	1	1	0

KICKOFF RETURNS	NO	YDS	AVG	FC	LG	TD
J.Janis	2	82	41.0	0	64	0
J.Kuhn	1	0	0.0	0	0	0
[TOUCHBACK]	1	0	0.0	0	0	0
Total	3	82	27.3	0	64	0

### Chicago Bears

FUMBLES	FUM	LOST	OWN-REC	YDS	TD	FORCED	OPP-REC	YDS	TD	OUT-BDS
J.Cutler	1	0	1	-8	0	0	0	0	0	0
C.Prosinski	0	0	0	0	0	1	0	0	0	0
L.Houston	0	0	0	0	0	0	1	0	0	0
Total	1	0	1	-8	0	1	1	0	0	0

### Green Bay Packers

FUMBLES	FUM	LOST	OWN-REC	YDS	TD	FORCED	OPP-REC	YDS	TD	OUT-BDS
R.Cobb	1	0	1	0	0	0	0	0	0	0
E.Lacy	1	1	0	0	0	0	0	0	0	0
J.Tretter	1	0	0	-14	0	0	0	0	0	0
A.Rodgers	0	0	1	0	0	0	0	0	0	0
Total	3	1	2	-14	0	0	0	0	0	0

## Chicago Bears vs Green Bay Packers

11/26/2015 at Lambeau Field

## Final Team Statistics

	Visitor Bears	Home Packers
<b>TOTAL FIRST DOWNS</b>	17	23
By Rushing	4	9
By Passing	12	9
By Penalty	1	5
<b>THIRD DOWN EFFICIENCY</b>	5-14-36%	3-11-27%
<b>FOURTH DOWN EFFICIENCY</b>	0-0-0%	0-2-0%
<b>TOTAL NET YARDS</b>	290	365
Total Offensive Plays (inc. times thrown passing)	63	73
Average gain per offensive play	4.6	5.0
<b>NET YARDS RUSHING</b>	101	177
Total Rushing Plays	31	28
Average gain per rushing play	3.3	6.3
Tackles for a loss-number and yards	3-11	0-0
<b>NET YARDS PASSING</b>	189	188
Times thrown - yards lost attempting to pass	1-11	2-14
Gross yards passing	200	202
<b>PASS ATTEMPTS-COMPLETIONS-HAD INTERCEPTED</b>	31-19-0	43-22-1
Avg gain per pass play (inc.# thrown passing)	5.9	4.2
<b>KICKOFFS Number-In End Zone-Touchbacks</b>	4-2-1	3-2-2
<b>PUNTS Number and Average</b>	8-40.4	5-35.6
Had Blocked	0	0
<b>FGs - PATs Had Blocked</b>	0-0	0-0
<b>Net Punting Average</b>	37.8	34.2
<b>TOTAL RETURN YARDAGE (Not Including Kickoffs)</b>	9	1
No. and Yards Punt Returns	2-7	2-1
No. and Yards Kickoff Returns	1-37	3-82
No. and Yards Interception Returns	1-2	0-0
<b>PENALTIES Number and Yards</b>	12-95	3-38
<b>FUMBLES Number and Lost</b>	1-0	3-1
<b>TOUCHDOWNS</b>	2	1
Rushing	1	0
Passing	1	1
<b>EXTRA POINTS Made-Attempts</b>	2-2	1-1
Kicking Made-Attempts	2-2	1-1
<b>FIELD GOALS Made-Attempts</b>	1-1	2-2
<b>RED ZONE EFFICIENCY</b>	2-3-67%	0-2-0%
<b>GOAL TO GO EFFICIENCY</b>	2-3-67%	0-2-0%
<b>SAFETIES</b>	0	0
<b>FINAL SCORE</b>	17	13
<b>TIME OF POSSESSION</b>	31:12	28:48



**Chicago Bears vs Green Bay Packers**  
**11/26/2015 at Lambeau Field**

# Ball Possession And Drive Chart

**Chicago Bears**

#	Time Recd	Time Lost	Time Poss	How Ball Obtained	Drive Began	# Play	Yds Gain	Yds Pen	Net Yds	1st Down	Last Scrm	How Given Up
1	12:48	11:39	1:09	Downs	CHI 49	3	7	0	7	0	GB 44	Punt
2	8:30	7:04	1:26	Punt	CHI 10	3	8	-5	3	0	CHI 13	Punt
3	5:20	4:06	1:14	Kickoff	CHI 20	3	5	0	5	0	CHI 25	Punt
4	2:10	14:48	2:22	Punt	CHI 17	5	24	0	24	1	CHI 41	Punt
5	12:53	11:28	1:25	Punt	CHI 34	3	8	0	8	0	CHI 42	Punt
6	10:44	6:03	4:41	Fumble	GB 34	9	34	0	34	3	* GB 3	Touchdown
7	1:58	0:30	1:28	Kickoff	CHI 42	7	58	0	58	5	* GB 1	Touchdown
8	15:00	10:12	4:48	Kickoff	CHI 20	6	38	-25	13	1	CHI 33	Punt
9	4:44	12:15	7:29	Punt	CHI 14	15	65	18	83	6	* GB 3	Field Goal
10	8:23	4:09	4:14	Punt	CHI 35	6	17	-5	12	1	CHI 47	Punt
11	3:19	2:45	0:34	Interception	CHI 45	3	19	-10	9	0	GB 46	Punt
12	0:22	0:00	0:22	Downs	CHI 8	1	-1	0	-1	0	CHI 8	End of Game

(360) Average CHI 30

**Green Bay Packers**

#	Time Recd	Time Lost	Time Poss	How Ball Obtained	Drive Began	# Play	Yds Gain	Yds Pen	Net Yds	1st Down	Last Scrm	How Given Up
1	15:00	12:48	2:12	Kickoff	GB 15	6	37	0	37	1	CHI 48	Downs
2	11:39	8:30	3:09	Punt	GB 16	9	27	10	37	3	CHI 47	Punt
3	7:04	5:20	1:44	Punt	CHI 49	5	44	5	49	3	CHI 25	Touchdown
4	4:06	2:10	1:56	Punt	GB 38	3	-3	0	-3	0	GB 35	Punt
5	14:48	12:53	1:55	Punt	GB 19	3	9	0	9	0	GB 28	Punt
6	11:28	10:44	0:44	Punt	GB 12	2	15	0	15	0	GB 12	Fumble
7	6:03	1:58	4:05	Kickoff	CHI 33	7	38	-10	28	2	* CHI 5	Field Goal
8	0:30	0:00	0:30	Kickoff	GB 32	5	36	0	36	2	CHI 32	Field Goal
9	10:12	4:44	5:28	Punt	GB 22	10	23	10	33	3	CHI 45	Punt
10	12:15	8:23	3:52	Kickoff	GB 20	8	13	5	18	2	GB 38	Punt
11	4:09	3:19	0:50	Punt	GB 10	4	40	0	40	3	50	Interception
12	2:45	0:22	2:23	Punt	GB 20	13	72	0	72	4	* CHI 8	Downs

(322) Average GB 27

**\* inside opponent's 20**

**Time of Possession by Quarter**

Visitor	1st	2nd	3rd	4th	OT	Total
Chicago Bears	5:59	7:46	9:32	7:55		31:12
Green Bay Packers	9:01	7:14	5:28	7:05		28:48

**Kickoff Drive No.-Start Average**

Bears: 3 - CHI 27                      Packers: 4 - GB 34

**Chicago Bears vs Green Bay Packers**  
**11/26/2015 at Lambeau Field**

# Final Defensive Statistics

Chicago Bears	Regular Defensive Plays											Special Teams					Misc			
	TKL	AST	COMB	SK	/ YDS	TFL	Q	IN	PD	FF	FR	TKL	AST	FF	FR	BL	TKL	AST	FF	FR
S.McClellin	5	5	10	0	0	0	1	0	0	0	0	0	0	0	0	0	0	0	0	0
A.Amos	8	1	9	0	0	0	0	0	0	0	0	0	0	0	0	0	0	0	0	0
L.Houston	6	1	7	1	10	2	1	0	0	0	1	0	0	0	0	0	0	0	0	0
C.Prosinski	6	0	6	0	0	0	0	0	0	1	0	0	0	0	0	0	0	0	0	0
P.McPhee	4	2	6	0	0	0	0	0	0	0	0	0	0	0	0	0	0	0	0	0
C.Jones	5	0	5	0	0	0	0	0	0	0	0	1	0	0	0	0	0	0	0	0
B.Callahan	3	0	3	0	0	1	0	0	1	0	0	0	0	0	0	0	0	0	0	0
W.Young	2	1	3	1	4	1	3	0	0	0	0	0	0	0	0	0	0	0	0	0
J.Anderson	2	1	3	0	0	0	1	0	1	0	0	0	1	0	0	0	0	0	0	0
K.Fuller	2	1	3	0	0	0	0	0	0	0	0	0	0	0	0	0	0	0	0	0
J.Jenkins	1	1	2	0	0	0	0	0	0	0	0	0	0	0	0	0	0	0	0	0
T.Porter	1	0	1	0	0	0	0	1	4	0	0	0	0	0	0	0	0	0	0	0
B.Gaston	1	0	1	0	0	0	0	0	0	0	0	0	0	0	0	0	0	0	0	0
E.Goldman	1	0	1	0	0	0	0	0	0	0	0	0	0	0	0	0	0	0	0	0
S.Acho	0	1	1	0	0	0	0	0	0	0	0	0	0	0	0	0	0	0	0	0
M.Unrein	0	1	1	0	0	0	0	0	0	0	0	0	0	0	0	0	0	0	0	0
S.McManis	0	0	0	0	0	0	0	0	0	0	0	1	0	0	0	0	0	0	0	0
J.Bellamy	0	0	0	0	0	0	0	0	0	0	0	1	0	0	0	0	0	0	0	0
L.Barrow	0	0	0	0	0	0	0	0	0	0	0	0	1	0	0	0	0	0	0	0
J.Cutler	0	0	0	0	0	0	0	0	0	0	0	0	0	0	0	0	0	0	0	1
<b>Total</b>	<b>47</b>	<b>15</b>	<b>62</b>	<b>2</b>	<b>14</b>	<b>4</b>	<b>6</b>	<b>1</b>	<b>6</b>	<b>1</b>	<b>1</b>	<b>3</b>	<b>2</b>	<b>0</b>	<b>0</b>	<b>0</b>	<b>0</b>	<b>0</b>	<b>0</b>	<b>1</b>

**TKL = Tackle AST = Assist COMB = Combined QH=QB Hit IN = Interception PD = Pass Defense FF = Forced Fumble FR = Fumble Recovery**

Green Bay Packers	Regular Defensive Plays											Special Teams					Misc			
	TKL	AST	COMB	SK	/ YDS	TFL	QH	IN	PD	FF	FR	TKL	AST	FF	FR	BL	TKL	AST	FF	FR
H.Clinton-Dix	5	3	8	0	0	0	0	0	0	0	0	0	0	0	0	0	0	0	0	0
M.Burnett	6	1	7	0	0	0	0	0	0	0	0	0	0	0	0	0	0	0	0	0
N.Palmer	4	3	7	0	0	1	0	0	0	0	0	0	0	0	0	0	0	0	0	0
C.Matthews	4	2	6	0	0	0	1	0	0	0	0	0	0	0	0	0	0	0	0	0
Q.Rollins	3	0	3	1	11	2	1	0	1	0	0	0	0	0	0	0	0	0	0	0
C.Hayward	3	0	3	0	0	0	0	0	0	0	0	0	0	0	0	0	0	0	0	0
M.Daniels	2	1	3	0	0	0	0	0	0	0	0	0	0	0	0	0	0	0	0	0
D.Jones	1	2	3	0	0	1	0	0	0	0	0	0	0	0	0	0	0	0	0	0
N.Perry	0	3	3	0	0	0	0	0	0	0	0	0	0	0	0	0	0	0	0	0
J.Thomas	2	0	2	0	0	0	1	0	0	0	0	0	0	0	0	0	0	0	0	0
S.Shields	2	0	2	0	0	0	0	0	2	0	0	0	0	0	0	0	0	0	0	0
D.Randall	2	0	2	0	0	0	0	0	0	0	0	0	0	0	0	0	0	0	0	0
M.Neal	2	0	2	0	0	1	0	0	0	0	0	0	0	0	0	0	0	0	0	0
J.Elliott	1	1	2	0	0	0	1	0	0	0	0	0	0	0	0	0	0	0	0	0
M.Pennel	1	1	2	0	0	0	0	0	0	0	0	0	0	0	0	0	0	0	0	0
L.Guion	0	2	2	0	0	0	0	0	0	0	0	0	0	0	0	0	0	0	0	0
J.Peppers	1	0	1	0	0	0	0	0	0	0	0	0	0	0	0	0	0	0	0	0
B.Raji	1	0	1	0	0	0	0	0	0	0	0	0	0	0	0	0	0	0	0	0
D.Goodson	0	0	0	0	0	0	0	0	0	0	0	2	0	0	0	0	0	0	0	0
J.Kuhn	0	0	0	0	0	0	0	0	0	0	0	1	0	0	0	0	0	0	0	0
R.Cobb	0	0	0	0	0	0	0	0	0	0	0	0	0	0	1	0	0	0	0	0
J.Tretter	0	0	0	0	0	0	0	0	0	0	0	0	0	0	0	1	0	0	0	0
D.Adams	0	0	0	0	0	0	0	0	0	0	0	0	0	0	0	1	0	0	0	0
A.Rodgers	0	0	0	0	0	0	0	0	0	0	0	0	0	0	0	0	0	0	0	1
<b>Total</b>	<b>40</b>	<b>19</b>	<b>59</b>	<b>1</b>	<b>11</b>	<b>5</b>	<b>4</b>	<b>0</b>	<b>3</b>	<b>0</b>	<b>0</b>	<b>3</b>	<b>0</b>	<b>0</b>	<b>1</b>	<b>0</b>	<b>2</b>	<b>0</b>	<b>0</b>	<b>1</b>







# First Quarter

11/26/2015

## Play By Play

CHI wins the coin toss and elects to defer. GB elects to Receive, and CHI elects to defend the south goal.

R.Gould kicks 68 yards from CHI 35 to GB -3. J.Janis to GB 15 for 18 yards (S.McManis).

### Green Bay Packers at 15:00, (1st play from scrimmage 14:54)

1-10-GB 15 (14:54) A.Rodgers pass incomplete short left to R.Rodgers [W.Young].

2-10-GB 15 (14:48) (No Huddle) E.Lacy right tackle pushed ob at GB 44 for 29 yards (K.Fuller). R1

1-10-GB 44 (14:22) (No Huddle) E.Lacy left end to GB 49 for 5 yards (P.McPhee, W.Young).

2-5-GB 49 (13:54) (No Huddle) E.Lacy right tackle to CHI 48 for 3 yards (A.Amos, J.Anderson).

3-2-CHI 48 (13:25) (No Huddle, Shotgun) A.Rodgers pass short right to R.Cobb to CHI 48 for no gain (B.Callahan).

4-2-CHI 48 (12:53) (No Huddle) E.Lacy right end to CHI 48 for no gain (J.Anderson, P.McPhee).

### Chicago Bears at 12:48

1-10-CHI 49 (12:48) (Shotgun) M.Forte up the middle to CHI 49 for no gain (M.Daniels). yard line change due to change of possession

2-10-CHI 49 (12:13) (No Huddle, Shotgun) J.Cutler pass short right to K.Lee to GB 44 for 7 yards (N.Palmer).

3-3-GB 44 (11:53) (No Huddle, Shotgun) J.Cutler pass incomplete deep right to M.Wilson.

4-3-GB 44 (11:47) P.O'Donnell punts 28 yards to GB 16, Center-T.Gafford, fair catch by R.Cobb.

### Green Bay Packers at 11:39

1-10-GB 16 (11:39) (Shotgun) A.Rodgers pass short right to D.Adams pushed ob at GB 22 for 6 yards (P.McPhee).

2-4-GB 22 (11:24) (No Huddle, Shotgun) A.Rodgers pass incomplete deep left to J.Jones.

3-4-GB 22 (11:19) (No Huddle, Shotgun) A.Rodgers pass incomplete short middle to R.Cobb.  
*PENALTY on CHI-T.Porter, Illegal Contact, 5 yards, enforced at GB 22 - No Play.*  
*Penalty on CHI-P.McPhee, Defensive Offside, declined.* X2

1-10-GB 27 (11:13) (Shotgun) A.Rodgers pass short middle to E.Lacy to GB 33 for 6 yards (S.McClellin; S.Acho).

2-4-GB 33 (10:47) (No Huddle) E.Lacy left tackle to GB 41 for 8 yards (B.Gaston). R3

1-10-GB 41 (10:22) (No Huddle) J.Starks left end to GB 44 for 3 yards (A.Amos).

2-7-GB 44 (9:57) (No Huddle, Shotgun) A.Rodgers scrambles left end pushed ob at GB 49 for 5 yards (J.Anderson).

3-2-GB 49 (9:42) (No Huddle, Shotgun) *PENALTY on CHI-P.McPhee, Neutral Zone Infraction, 5 yards, enforced at GB 49 - No Play.* X4

1-10-CHI 46 (9:19) (Shotgun) A.Rodgers pass incomplete deep right to D.Adams.

2-10-CHI 46 (9:13) (No Huddle) A.Rodgers pass short right to R.Cobb to CHI 47 for -1 yards (B.Callahan).

3-11-CHI 47 (8:41) (No Huddle, Shotgun) A.Rodgers pass incomplete deep middle to D.Adams.

4-11-CHI 47 (8:36) T.Masthay punts 37 yards to CHI 10, Center-B.Goode, fair catch by M.Mariani.

### Chicago Bears at 8:30

1-10-CHI 10 (8:30) *PENALTY on CHI-K.Lee, False Start, 5 yards, enforced at CHI 10 - No Play.*

1-15-CHI 5 (8:30) M.Forte up the middle to CHI 12 for 7 yards (M.Burnett).

2-8-CHI 12 (8:00) (No Huddle) M.Forte left tackle to CHI 13 for 1 yard (N.Perry; L.Guion).

3-7-CHI 13 (7:15) (No Huddle, Shotgun) J.Cutler pass incomplete short right to Z.Miller.

4-7-CHI 13 (7:11) P.O'Donnell punts 37 yards to 50, Center-T.Gafford, downed by CHI-S.McManis.

### Green Bay Packers at 7:04

1-10-CHI 49 (7:04) E.Lacy right tackle to CHI 46 for 3 yards (E.Goldman). Yard line change due to change of possession.

2-7-CHI 46 (6:42) (No Huddle, Shotgun) A.Rodgers pass short middle to R.Cobb to CHI 33 for 13 yards (S.McClellin, A.Amos). P5

1-10-CHI 33 (6:12) (No Huddle, Shotgun) A.Rodgers pass short middle to E.Lacy to CHI 30 for 3 yards (S.McClellin, K.Fuller).

2-7-CHI 30 (5:40) (No Huddle, Shotgun) A.Rodgers pass deep right intended for J.Jones INTERCEPTED by T.Porter at CHI 3. T.Porter to CHI 3 for no gain (J.Jones).  
*PENALTY on CHI-T.Porter, Illegal Contact, 5 yards, enforced at CHI 30 - No Play.* X6

1-10-CHI 25 (5:33) (Shotgun) A.Rodgers pass incomplete short left to E.Lacy (J.Anderson).

2-10-CHI 25 (5:28) (No Huddle, Shotgun) **A.Rodgers pass short middle to E.Lacy for 25 yards, TOUCHDOWN.**  
**The Replay Official reviewed the runner broke the plane ruling, and the play was Upheld. The ruling on the field stands.**  
M.Crosby extra point is GOOD, Center-B.Goode, Holder-T.Masthay. P7

**CHI 0 GB 7, 5 plays, 49 yards, 1 penalty, 1:44 drive, 9:40 elapsed**

M.Crosby kicks 65 yards from GB 35 to end zone, Touchback.

### Chicago Bears at 5:20, (1st play from scrimmage 5:15)

1-10-CHI 20 (5:15) (Shotgun) J.Cutler pass incomplete short middle to Z.Miller.

2-10-CHI 20 (5:08) (No Huddle, Shotgun) J.Langford left guard to CHI 25 for 5 yards (N.Palmer).

3-5-CHI 25 (4:25) (No Huddle, Shotgun) J.Cutler pass incomplete short right to Z.Miller (Q.Rollins).

**Chicago Bears vs Green Bay Packers at Lambeau Field**

4-5-CHI 25 (4:17) P.O'Donnell punts 37 yards to GB 38, Center-T.Gafford, downed by CHI-S.Martin.

**Green Bay Packers at 4:06**

1-10-GB 38 (4:06) (Shotgun) A.Rodgers pass short right to R.Cobb pushed ob at GB 45 for 7 yards (B.Callahan) [J.Anderson].

2-3-GB 45 (3:17) A.Rodgers sacked at GB 35 for -10 yards (L.Houston).

Timeout #1 by GB at 02:25.

3-13-GB 35 (2:25) (Shotgun) A.Rodgers pass incomplete deep left to J.Jones.

4-13-GB 35 (2:20) T.Masthay punts 38 yards to CHI 27, Center-B.Goode. M.Mariani to CHI 34 for 7 yards (J.Kuhn).

*PENALTY on CHI-A.Ball, Offensive Holding, 10 yards, enforced at CHI 27.*

**Chicago Bears at 2:10**

1-10-CHI 17 (2:10) J.Bushrod reported in as eligible. M.Forte up the middle to CHI 23 for 6 yards (H.Clinton-Dix; N.Perry).

2-4-CHI 23 (1:34) J.Cutler pass short middle to A.Jeffery to CHI 35 for 12 yards (S.Shields).

1-10-CHI 35 (:59) M.Forte up the middle to CHI 37 for 2 yards (M.Daniels).

2-8-CHI 37 (:23) M.Forte right tackle to CHI 41 for 4 yards (M.Burnett).

P1

**END OF QUARTER**

		<b>Time</b>	<b>First Downs</b>				<b>Efficiencies</b>	
	<b>Score</b>	<b>Poss</b>	<b>R</b>	<b>P</b>	<b>X</b>	<b>T</b>	<b>3 Down</b>	<b>4 Down</b>
<b>Chicago Bears</b>	<b>0</b>	<b>5:59</b>	<b>0</b>	<b>1</b>	<b>0</b>	<b>1</b>	<b>0/3</b>	<b>0/0</b>
<b>Green Bay Packers</b>	<b>7</b>	<b>9:01</b>	<b>2</b>	<b>2</b>	<b>3</b>	<b>7</b>	<b>0/3</b>	<b>0/1</b>



## Second Quarter

11/26/2015

## Play By Play

Chicago Bears continued.

- 3-4-CHI 41 (15:00) (Shotgun) J.Cutler pass incomplete short left to A.Jeffery.  
 4-4-CHI 41 (14:56) P.O'Donnell punts 35 yards to GB 24, Center-T.Gafford. R.Cobb MUFFS catch, and recovers at GB 19. R.Cobb to GB 19 for no gain (J.Bellamy).

## Green Bay Packers at 14:48

- 1-10-GB 19 (14:48) E.Lacy left tackle to GB 21 for 2 yards (L.Houston, S.McClellin).  
 2-8-GB 21 (14:21) (No Huddle, Shotgun) E.Lacy up the middle to GB 28 for 7 yards (S.McClellin).  
 3-1-GB 28 (13:58) (No Huddle, Shotgun) E.Lacy left guard to GB 28 for no gain (P.McPhee).  
 4-1-GB 28 (13:01) T.Masthay punts 45 yards to CHI 27, Center-B.Goode. M.Mariani to CHI 34 for 7 yards (D.Goodson).

## Chicago Bears at 12:53

- 1-10-CHI 34 (12:53) (Shotgun) J.Langford up the middle to CHI 38 for 4 yards (C.Hayward).  
 2-6-CHI 38 (12:23) (No Huddle) J.Langford right end to CHI 42 for 4 yards (C.Matthews).  
 3-2-CHI 42 (11:43) (No Huddle, Shotgun) J.Cutler pass incomplete short middle to J.Langford.  
 4-2-CHI 42 (11:39) P.O'Donnell punts 46 yards to GB 12, Center-T.Gafford, downed by CHI-J.Bellamy.

## Green Bay Packers at 11:28

- 1-10-GB 12 (11:28) (Shotgun) A.Rodgers pass short right to E.Lacy to GB 12 for no gain (S.McClellin).  
 2-10-GB 12 (10:54) (No Huddle) E.Lacy right end to GB 27 for 15 yards (C.Prosinski). FUMBLES (C.Prosinski), RECOVERED by CHI-L.Houston at GB 34. L.Houston to GB 34 for no gain (J.Tretter).

## Chicago Bears at 10:44

- 1-10-GB 34 (10:44) (Shotgun) J.Cutler pass short right to M.Wilson to GB 31 for 3 yards (N.Palmer).  
 2-7-GB 31 (10:15) (No Huddle, Shotgun) M.Forte right guard to GB 28 for 3 yards (M.Burnett, C.Matthews).  
 3-4-GB 28 (9:32) (No Huddle, Shotgun) J.Cutler pass short middle to M.Mariani to GB 18 for 10 yards (J.Thomas). P2  
1-10-GB 18 (8:58) (Shotgun) M.Forte left guard to GB 11 for 7 yards (H.Clinton-Dix, N.Perry).  
 2-3-GB 11 (8:16) (No Huddle, Shotgun) J.Cutler pass incomplete short right to A.Jeffery.  
 3-3-GB 11 (8:10) (Shotgun) J.Cutler pass short right to M.Mariani to GB 7 for 4 yards (C.Hayward, N.Palmer). P3  
1-7-GB 7 (7:33) (No Huddle, Shotgun) M.Forte right tackle to GB 3 for 4 yards (J.Elliott; N.Palmer).  
 2-3-GB 3 (6:50) M.Forte left tackle to GB 3 for no gain (J.Elliott).  
 3-3-GB 3 (6:08) (No Huddle, Shotgun) J.Cutler pass short left to Z.Miller for 3 yards, TOUCHDOWN [J.Elliott]. P4  
 R.Gould extra point is GOOD, Center-T.Gafford, Holder-P.O'Donnell.

## CHI 7 GB 7, 9 plays, 34 yards, 4:41 drive, 8:57 elapsed

R.Gould kicks 62 yards from CHI 35 to GB 3. J.Janis to CHI 33 for 64 yards (C.Jones).

## Green Bay Packers at 6:03, (1st play from scrimmage 5:49)

- 1-10-CHI 33 (5:49) J.Starks up the middle to CHI 23 for 10 yards (S.McClellin; L.Houston). R8  
1-10-CHI 23 (5:13) (No Huddle) J.Starks right tackle to CHI 16 for 7 yards (L.Houston).  
 2-3-CHI 16 (4:36) (No Huddle, Shotgun) A.Rodgers pass short middle to J.Starks to CHI 6 for 10 yards (C.Jones). P9  
1-6-CHI 6 (3:51) (No Huddle) J.Starks right end to CHI 5 for 1 yard (L.Houston).  
 2-5-CHI 5 (3:22) (No Huddle, Shotgun) A.Rodgers pass short left to R.Cobb to CHI 1 for 4 yards (B.Callahan).  
*PENALTY on GB-J.Jones, Offensive Pass Interference, 10 yards, enforced at CHI 5 - No Play.*  
 2-15-CHI 15 (2:54) (Shotgun) A.Rodgers pass short right to J.Starks to CHI 5 for 10 yards (C.Prosinski).  
 3-5-CHI 5 (2:10) (No Huddle, Shotgun) A.Rodgers pass incomplete short left to R.Cobb (B.Callahan).  
 4-5-CHI 5 (2:03) M.Crosby 22 yard field goal is GOOD, Center-B.Goode, Holder-T.Masthay.

Two-Minute Warning

## CHI 7 GB 10, 7 plays, 28 yards, 4:05 drive, 13:02 elapsed

M.Crosby kicks 60 yards from GB 35 to CHI 5. D.Thompson to CHI 42 for 37 yards (D.Goodson).

## Chicago Bears at 1:58, (1st play from scrimmage 1:51)

- 1-10-CHI 42 (1:51) (Shotgun) J.Cutler pass short left to A.Jeffery to GB 49 for 9 yards (C.Hayward).  
 2-1-GB 49 (1:30) (No Huddle) J.Cutler right guard to GB 45 for 4 yards (J.Peppers). R5  
1-10-GB 45 (1:02) (No Huddle, Shotgun) J.Cutler pass incomplete deep left to A.Jeffery (S.Shields).  
 2-10-GB 45 (:57) (No Huddle, Shotgun) J.Langford right end to GB 31 for 14 yards (M.Burnett). R6  
 Timeout #1 by CHI at 00:46.  
1-10-GB 31 (:46) (Shotgun) J.Cutler pass short right to A.Jeffery pushed ob at GB 20 for 11 yards (D.Randall). P7  
1-10-GB 20 (:40) (Shotgun) J.Cutler pass short right to M.Wilson for 20 yards, TOUCHDOWN. P8

**Chicago Bears vs Green Bay Packers at Lambeau Field**

The Replay Official reviewed the runner broke the plane ruling, and the play was REVERSED.  
 (Shotgun) J.Cutler pass short right to M.Wilson to GB 1 for 19 yards (J.Thomas).  
 Timeout #2 by CHI at 00:34.

1-1-GB 1 (:34) **J.Bushrod and M.Unrein reported in as eligible. J.Langford left tackle for 1 yard, TOUCHDOWN.** R9  
 R.Gould extra point is GOOD, Center-T.Gafford, Holder-P.O'Donnell.

**CHI 14 GB 10, 7 plays, 58 yards, 1:28 drive, 14:30 elapsed**

R.Gould kicks 36 yards from CHI 35 to GB 29. J.Kuhn (didn't try to advance) to GB 29 for no gain.

**Green Bay Packers at 0:30, (1st play from scrimmage 0:27)**

1-10-GB 32 (:27) Ball was received at GB29. Ball placed at GB32. (Shotgun) A.Rodgers pass short right to R.Rodgers to GB 45 for 13 yards (K.Fuller). P10  
 Timeout #2 by GB at 00:19.

1-10-GB 45 (:19) (Shotgun) A.Rodgers pass incomplete deep right to J.Jones (T.Porter).

2-10-GB 45 (:14) (Shotgun) A.Rodgers pass deep middle to R.Cobb to CHI 32 for 23 yards (C.Prosinski). P11  
 Timeout #3 by GB at 00:08.  
 Timeout #3 by CHI at 00:08.

1-10-CHI 32 (:08) (Shotgun) A.Rodgers pass incomplete deep right to D.Adams.

2-10-CHI 32 (:04) **M.Crosby 50 yard field goal is GOOD, Center-B.Goode, Holder-T.Masthay.**

**CHI 14 GB 13, 5 plays, 36 yards, 0:30 drive, 15:00 elapsed**

**END OF QUARTER**

	Score	Time Poss	First Downs				Efficiencies	
			R	P	X	T	3 Down	4 Down
Chicago Bears	14	7:46	3	5	0	8	3/5	0/0
Green Bay Packers	13	7:14	1	3	0	4	0/2	0/0

## Third Quarter

11/26/2015

## Play By Play

CHI elects to Receive, and GB elects to defend the goal.

M.Crosby kicks 65 yards from GB 35 to end zone, Touchback.

## Chicago Bears at 15:00

1-10-CHI 20	(15:00) (Shotgun) M.Forte right guard to CHI 24 for 4 yards (B.Raji).	
2-6-CHI 24	(14:17) (No Huddle, Shotgun) J.Cutler pass deep right to A.Jeffery to CHI 45 for 21 yards (M.Burnett).	P10
1-10-CHI 45	(13:38) (No Huddle) J.Cutler left end to CHI 45 for no gain (S.Shields).	
	<i>PENALTY on CHI-K.Long, Offensive Holding, 10 yards, enforced at CHI 45 - No Play.</i>	
1-20-CHI 35	(13:12) (Shotgun) J.Cutler pass short left to M.Forte to CHI 45 for 10 yards (N.Palmer).	
	<i>PENALTY on CHI-A.Jeffery, Offensive Offside, 5 yards, enforced at CHI 35 - No Play.</i>	
1-25-CHI 30	(12:49) (Shotgun) J.Cutler pass short right to M.Forte to CHI 39 for 9 yards (D.Randall).	
2-16-CHI 39	(12:14) (No Huddle, Shotgun) J.Cutler pass short left to A.Jeffery to GB 44 for 17 yards (H.Clinton-Dix; C.Matthews).	
	<i>PENALTY on CHI-M.Slauson, Tripping, 10 yards, enforced at CHI 49.</i>	
2-16-CHI 39	(11:51) J.Cutler pass short left to J.Langford to CHI 44 for 5 yards (C.Matthews).	
3-11-CHI 44	(11:05) (Shotgun) J.Cutler sacked at CHI 33 for -11 yards (Q.Rollins).	
4-22-CHI 33	(10:23) P.O'Donnell punts 46 yards to GB 21, Center-T.Gafford. R.Cobb to GB 22 for 1 yard (J.Anderson; L.Barrow).	

## Green Bay Packers at 10:12

1-10-GB 22	(10:12) (Shotgun) E.Lacy up the middle to GB 28 for 6 yards (A.Amos, S.McClellin).	
2-4-GB 28	(9:43) (No Huddle) E.Lacy left tackle to GB 36 for 8 yards (A.Amos).	R12
1-10-GB 36	(9:17) (No Huddle) E.Lacy left tackle to GB 40 for 4 yards (C.Jones).	
2-6-GB 40	(8:52) (No Huddle, Shotgun) E.Lacy up the middle to GB 43 for 3 yards (A.Amos).	
3-3-GB 43	(8:05) (No Huddle, Shotgun) J.Starks left tackle to GB 49 for 6 yards (S.McClellin).	R13
1-10-GB 49	(7:42) (No Huddle) J.Starks left end ran ob at CHI 46 for 5 yards (C.Jones).	
2-5-CHI 46	(7:00) (No Huddle, Shotgun) A.Rodgers pass incomplete short middle to D.Adams (T.Porter).	
3-5-CHI 46	(6:51) (No Huddle, Shotgun) A.Rodgers pass incomplete deep left to J.Perillo.	
	<i>PENALTY on CHI-A.Amos, Defensive Pass Interference, 20 yards, enforced at CHI 46 - No Play.</i>	X14
1-10-CHI 26	(6:46) (No Huddle, Shotgun) A.Rodgers pass incomplete short right to D.Adams.	
2-10-CHI 26	(6:41) (No Huddle, Shotgun) A.Rodgers pass short middle to J.Perillo to CHI 21 for 5 yards (A.Amos).	
3-5-CHI 21	(5:58) (No Huddle, Shotgun) A.Rodgers scrambles left end to CHI 10 for 11 yards (C.Jones).	
	<i>PENALTY on GB-J.Sitton, Offensive Holding, 10 yards, enforced at CHI 21 - No Play.</i>	
3-15-CHI 31	(5:26) (Shotgun) A.Rodgers Aborted. J.Tretter FUMBLES at CHI 31, recovered by GB-A.Rodgers at CHI 45. A.Rodgers to CHI 45 for no gain (L.Houston).	
4-29-CHI 45	(4:50) T.Masthay punts 31 yards to CHI 14, Center-B.Goode, out of bounds.	

## Chicago Bears at 4:44

1-10-CHI 14	(4:44) (Shotgun) J.Cutler left tackle to CHI 20 for 6 yards (M.Pennel; D.Jones).	
2-4-CHI 20	(4:07) (No Huddle) J.Langford right end to CHI 26 for 6 yards (L.Guion; N.Palmer).	R11
1-10-CHI 26	(3:24) (No Huddle, Shotgun) J.Cutler pass short left to M.Wilson to CHI 37 for 11 yards (C.Matthews).	P12
1-10-CHI 37	(2:48) (No Huddle) J.Langford right end to CHI 33 for -4 yards (D.Jones).	
2-14-CHI 33	(2:11) (Shotgun) J.Cutler pass incomplete short right to J.Langford.	
3-14-CHI 33	(2:03) (No Huddle, Shotgun) J.Cutler pass incomplete deep right to A.Jeffery.	
	<i>PENALTY on GB-D.Goodson, Defensive Pass Interference, 18 yards, enforced at CHI 33 - No Play.</i>	X13
1-10-GB 49	(1:58) (No Huddle, Shotgun) J.Cutler pass short left to M.Wilson to GB 38 for 11 yards (H.Clinton-Dix) [C.Matthews].	P14
1-10-GB 38	(1:13) (No Huddle, Shotgun) M.Forte up the middle to GB 38 for no gain (M.Pennel).	
2-10-GB 38	(:33) (No Huddle, Shotgun) J.Cutler pass short right to Z.Miller to GB 31 for 7 yards (Q.Rollins).	

## END OF QUARTER

	Score	Time Poss	First Downs				Efficiencies	
			R	P	X	T	3 Down	4 Down
Chicago Bears	14	9:32	1	3	1	5	0/1	0/0
Green Bay Packers	13	5:28	2	0	1	3	1/2	0/0

## Fourth Quarter

11/26/2015

## Play By Play

Chicago Bears continued.

3-3-GB 31	(15:00) (Shotgun) J.Cutler pass short right to A.Jeffery to GB 26 for 5 yards (S.Shields).	P15
<u>1-10-GB 26</u>	(14:20) (No Huddle, Shotgun) J.Cutler pass incomplete deep right to Z.Miller.	
2-10-GB 26	(14:14) (No Huddle, Shotgun) J.Cutler pass short left to A.Jeffery to GB 4 for 22 yards (M.Burnett).	P16
<u>1-4-GB 4</u>	(13:30) J.Bushrod reported in as eligible. M.Forte right end to GB 1 for 3 yards (M.Burnett; H.Clinton-Dix).	
2-1-GB 1	(13:04) (No Huddle) J.Bushrod reported in as eligible. M.Forte right tackle to GB 3 for -2 yards (N.Palmer).	
3-3-GB 3	(12:23) (Shotgun) J.Cutler pass incomplete short right to A.Jeffery (S.Shields).	
4-3-GB 3	<b>(12:18) R.Gould 21 yard field goal is GOOD, Center-T.Gafford, Holder-P.O'Donnell.</b>	

<b>CHI 17 GB 13, 15 plays, 83 yards, 1 penalty, 7:29 drive, 2:45 elapsed</b>
--

R.Gould kicks 65 yards from CHI 35 to end zone, Touchback.

## Green Bay Packers at 12:15

1-10-GB 20	(12:15) (Shotgun) E.Lacy up the middle to GB 26 for 6 yards (J.Jenkins).	
2-4-GB 26	(11:48) (No Huddle, Shotgun) E.Lacy left end to GB 28 for 2 yards (P.McPhee; J.Jenkins).	
3-2-GB 28	(11:09) (No Huddle, Shotgun) E.Lacy right end to GB 32 for 4 yards (P.McPhee).	R15
<u>1-10-GB 32</u>	(10:28) (Shotgun) A.Rodgers pass short right to R.Rodgers to GB 37 for 5 yards (C.Jones).	
2-5-GB 37	(9:52) (No Huddle, Shotgun) A.Rodgers pass short left to R.Rodgers to GB 37 for no gain (C.Pronski).	
3-5-GB 37	<i>(9:16) (No Huddle, Shotgun) PENALTY on CHI-B.Gaston, Neutral Zone Infraction, 5 yards, enforced at GB 37 - No Play.</i>	X16
<u>1-10-GB 42</u>	(8:50) (Shotgun) A.Rodgers pass incomplete short right to D.Adams.	
2-10-GB 42	(8:45) (No Huddle, Shotgun) A.Rodgers pass incomplete short left to R.Rodgers. Timeout #1 by CHI at 08:41.	
3-10-GB 42	(8:41) (Shotgun) A.Rodgers sacked at GB 38 for -4 yards (W.Young). GB-B.Bulaga was injured during the play. <i>Penalty on GB-T.Lang, Offensive Holding, declined.</i>	
4-14-GB 38	(8:30) T.Masthay punts 27 yards to CHI 35, Center-B.Goode, out of bounds.	

## Chicago Bears at 8:23

1-10-CHI 35	(8:23) (Shotgun) J.Langford up the middle to CHI 35 for no gain (M.Daniels; D.Jones).	
2-10-CHI 35	(7:41) (No Huddle, Shotgun) J.Cutler pass incomplete short left to Z.Miller.	
3-10-CHI 35	(7:38) (No Huddle, Shotgun) J.Cutler pass short middle to M.Mariani to GB 44 for 21 yards (H.Clinton-Dix) [J.Thomas].	P17
<u>1-10-GB 44</u>	<i>(6:53) PENALTY on CHI-K.Long, False Start, 5 yards, enforced at GB 44 - No Play.</i>	
1-15-GB 49	(6:30) (Shotgun) J.Langford left tackle to GB 40 for 9 yards (H.Clinton-Dix).	
2-6-GB 40	(5:48) J.Langford left end to GB 45 for -5 yards (M.Neal). Timeout #2 by CHI at 05:02.	
3-11-GB 45	(5:02) (Shotgun) J.Cutler FUMBLES (Aborted) at 50, and recovers at CHI 47. J.Cutler to CHI 47 for no gain (Q.Rollins).	
4-19-CHI 47	(4:18) P.O'Donnell punts 43 yards to GB 10, Center-T.Gafford, downed by CHI-J.Bellamy.	

## Green Bay Packers at 4:09

1-10-GB 10	(4:09) (Shotgun) A.Rodgers scrambles right end ran ob at GB 20 for 10 yards (L.Houston).	R17
<u>1-10-GB 20</u>	(4:01) (No Huddle, Shotgun) A.Rodgers scrambles right end to GB 38 for 18 yards (C.Pronski).	R18
<u>1-10-GB 38</u>	(3:29) (No Huddle, Shotgun) A.Rodgers pass short right to R.Rodgers pushed ob at 50 for 12 yards (C.Jones).	P19
<u>1-10-50</u>	(3:23) (No Huddle, Shotgun) A.Rodgers pass short right intended for D.Adams INTERCEPTED by T.Porter at CHI 43. T.Porter to CHI 45 for 2 yards (D.Adams).	

## Chicago Bears at 3:19

1-10-CHI 45	(3:19) J.Bushrod reported in as eligible. M.Forte right guard to 50 for 5 yards (M.Neal). Timeout #1 by GB at 03:14.	
2-5-50	(3:14) M.Forte up the middle to GB 48 for 2 yards (M.Pennel). <i>PENALTY on CHI-H.Grasu, Offensive Holding, 10 yards, enforced at 50 - No Play.</i>	
2-15-CHI 40	(3:08) J.Langford right end to CHI 41 for 1 yard (C.Matthews). Timeout #2 by GB at 03:02.	
3-14-CHI 41	(3:02) (Shotgun) J.Langford left end to GB 46 for 13 yards (H.Clinton-Dix). Timeout #3 by GB at 02:53.	
4-1-GB 46	(2:53) P.O'Donnell punts 46 yards to end zone, Center-T.Gafford, Touchback.	

## Green Bay Packers at 2:45

1-10-GB 20	(2:45) (Shotgun) A.Rodgers pass incomplete short middle to D.Adams.	
------------	---	--



**Chicago Bears vs Green Bay Packers at Lambeau Field**

2-10-GB 20 (2:40) (No Huddle, Shotgun) A.Rodgers pass short left to J.Starks to GB 38 for 18 yards (C.Prosinski). P20

1-10-GB 38 (2:12) (No Huddle, Shotgun) A.Rodgers pass short left to J.Perillo pushed ob at GB 42 for 4 yards (A.Amos).

2-6-GB 42 (2:08) (No Huddle, Shotgun) J.Starks left tackle to GB 49 for 7 yards (W.Young). R21

Two-Minute Warning

1-10-GB 49 (2:00) (Shotgun) A.Rodgers pass incomplete short left to J.Jones.

2-10-GB 49 (1:56) (No Huddle, Shotgun) A.Rodgers pass short middle to R.Cobb pushed ob at CHI 19 for 32 yards (A.Amos). P22

1-10-CHI 19 (1:47) (No Huddle, Shotgun) A.Rodgers pass short middle to J.Starks to CHI 16 for 3 yards (S.McClellin; M.Unrein).

2-7-CHI 16 (1:21) (No Huddle, Shotgun) A.Rodgers pass incomplete short right to J.Starks.

3-7-CHI 16 (1:18) (Shotgun) A.Rodgers pass short right to D.Adams to CHI 8 for 8 yards (T.Porter). P23

1-8-CHI 8 (:51) (No Huddle, Shotgun) A.Rodgers pass incomplete short left to J.Jones [S.McClellin].

2-8-CHI 8 (:43) (No Huddle, Shotgun) A.Rodgers pass incomplete short left to R.Rodgers.

3-8-CHI 8 (:36) (Shotgun) A.Rodgers pass incomplete short right to J.Jones (T.Porter) [W.Young].

4-8-CHI 8 (:29) (Shotgun) A.Rodgers pass incomplete short middle to D.Adams.

**Chicago Bears at 0:22**

1-10-CHI 8 (:22) J.Bushrod reported in as eligible. J.Cutler kneels to CHI 7 for -1 yards.

**END OF QUARTER**

	Score	Time Poss	First Downs				Efficiencies	
			R	P	X	T	3 Down	4 Down
Chicago Bears	17	7:55	0	3	0	3	2/5	0/0
Green Bay Packers	13	7:05	4	4	1	9	2/4	0/1

# Miscellaneous Statistics Report

Chicago Bears vs Green Bay Packers  
11/26/2015 at Lambeau Field

## Ten Longest Plays for Chicago Bears

Yards	Qtr	Play Start	Play Description
22	4	2-10-GB 26	(14:14) (No Huddle, Shotgun) J.Cutler pass short left to A.Jeffery to GB 4 for 22 yards (M.Burnett).
21	3	2-6-CHI 24	(14:17) (No Huddle, Shotgun) J.Cutler pass deep right to A.Jeffery to CHI 45 for 21 yards (M.Burnett).
21	4	3-10-CHI 35	(7:38) (No Huddle, Shotgun) J.Cutler pass short middle to M.Mariani to GB 44 for 21 yards (H.Clinton-Dix) [J.Thomas].
19	2	1-10-GB 20	(:40) (Shotgun) J.Cutler pass short right to M.Wilson for 20 yards, TOUCHDOWN. The Replay Official reviewed the runner broke the plane ruling, and the play was REVERSED. (Shotgun) J.Cutler pass short right to M.Wilson to GB 1 for 19 yards (J.Thomas).
14	2	2-10-GB 45	(:57) (No Huddle, Shotgun) J.Langford right end to GB 31 for 14 yards (M.Burnett).
13	4	3-14-CHI 41	(3:02) (Shotgun) J.Langford left end to GB 46 for 13 yards (H.Clinton-Dix).
12	1	2-4-CHI 23	(1:34) J.Cutler pass short middle to A.Jeffery to CHI 35 for 12 yards (S.Shields).
11	2	1-10-GB 31	(:46) (Shotgun) J.Cutler pass short right to A.Jeffery pushed ob at GB 20 for 11 yards (D.Randall).
11	3	1-10-CHI 26	(3:24) (No Huddle, Shotgun) J.Cutler pass short left to M.Wilson to CHI 37 for 11 yards (C.Matthews).
11	3	1-10-GB 49	(1:58) (No Huddle, Shotgun) J.Cutler pass short left to M.Wilson to GB 38 for 11 yards (H.Clinton-Dix) [C.Matthews].

## Ten Longest Plays for Green Bay Packers

Yards	Qtr	Play Start	Play Description
32	4	2-10-GB 49	(1:56) (No Huddle, Shotgun) A.Rodgers pass short middle to R.Cobb pushed ob at CHI 19 for 32 yards (A.Amos).
29	1	2-10-GB 15	(14:48) (No Huddle) E.Lacy right tackle pushed ob at GB 44 for 29 yards (K.Fuller).
25	1	2-10-CHI 25	(5:28) (No Huddle, Shotgun) A.Rodgers pass short middle to E.Lacy for 25 yards, TOUCHDOWN.
23	2	2-10-GB 45	(:14) (Shotgun) A.Rodgers pass deep middle to R.Cobb to CHI 32 for 23 yards (C.Prosinski).
18	4	1-10-GB 20	(4:01) (No Huddle, Shotgun) A.Rodgers scrambles right end to GB 38 for 18 yards (C.Prosinski).
18	4	2-10-GB 20	(2:40) (No Huddle, Shotgun) A.Rodgers pass short left to J.Starks to GB 38 for 18 yards (C.Prosinski).
13	1	2-7-CHI 46	(6:42) (No Huddle, Shotgun) A.Rodgers pass short middle to R.Cobb to CHI 33 for 13 yards (S.McClellin, A.Amos).
13	2	1-10-GB 32	(:27) Ball was received at GB29. Ball placed at GB32. (Shotgun) A.Rodgers pass short right to R.Rodgers to GB 45 for 13
12	4	1-10-GB 38	(3:29) (No Huddle, Shotgun) A.Rodgers pass short right to R.Rodgers pushed ob at 50 for 12 yards (C.Jones).
10	2	1-10-CHI 33	(5:49) J.Starks up the middle to CHI 23 for 10 yards (S.McClellin; L.Houston).

## Touchdown Scoring Information

		Offense	Defense	Special Teams
<b>VISITOR</b>	Chicago Bears	2	0	0
<b>HOME</b>	Green Bay Packers	1	0	0

## Player Scoring Information

Club	Player	TD	Rush TD	Rec TD	KO TD	Punt TD	Int TD	Fum TD	Misc TD	FG	XP	2Pt Rush	2Pt Rec	Sfty	Points
CHI	J.Langford	0	1	0	0	0	0	0	0	0	0	0	0	0	6
CHI	Z.Miller	0	0	1	0	0	0	0	0	0	0	0	0	0	6
CHI	R.Gould	0	0	0	0	0	0	0	0	1	2	0	0	0	5
GB	M.Crosby	0	0	0	0	0	0	0	0	2	1	0	0	0	7
GB	E.Lacy	0	0	1	0	0	0	0	0	0	0	0	0	0	6

## Possession Detail

	First Half		Second Half		Game	
	Visitor	Home	Visitor	Home	Visitor	Home
Largest Lead	4	7	4	0	4	7
Drives Leading	0	3	5	0	5	3
Time of Possession Leading	0:00	4:35	17:27	0:00	17:27	4:35
Largest Deficit	-7	-4	0	-4	-7	-4
Drives Trailing	5	1	0	4	5	5
Time of Possession Trailing	11:10	0:30	0:00	12:33	11:10	13:03
Times Score Tied Up		1		0		1
Lead Changes		3		0		3

# Playtime Percentage

Percent of playtime per player on offense, defense and special teams

Chicago Bears					Green Bay Packers						
		Offense	Defense	Special Teams			Offense	Defense	Special Teams		
Z Miller	TE	67	100%	14	54%	R Cobb	WR	78	100%	9	35%
M Slauson	C	67	100%	3	12%	D Bakhtiari	T	78	100%	3	12%
K Long	T	67	100%	3	12%	J Tretter	C	78	100%	3	12%
P Onameh	G	67	100%	3	12%	J Sitton	G	78	100%	3	12%
C Leno	T	67	100%	3	12%	A Rodgers	QB	78	100%		
J Cutler	QB	67	100%			J Jones	WR	78	100%		
H Grasu	C	67	100%			T Lang	G	78	100%		
A Jeffery	WR	60	90%			D Adams	WR	69	88%		
M Wilson	WR	58	87%			B Bulaga	T	61	78%	3	12%
M Mariani	WR	51	76%	8	31%	R Rodgers	TE	46	59%		
M Forte	RB	37	55%			E Lacy	RB	38	49%		
J Langford	RB	30	45%			J Starks	RB	35	45%		
K Lee	TE	14	21%	6	23%	J Perillo	TE	24	31%	2	8%
J Bushrod	T	11	16%	3	12%	D Barclay	T	17	22%	7	27%
J Bellamy	WR	6	9%	19	73%	J Janis	WR	12	15%	19	73%
M Unrein	DT	1	1%	10	38%	J Kuhn	FB	10	13%	9	35%
C Proskinski	FS		78 100%	15	58%	C Matthews	LB		67 100%	3	12%
K Fuller	CB		78 100%	8	31%	H Clinton-Dix	FS		67 100%	3	12%
A Amos	S		78 100%	8	31%	M Burnett	SS		67 100%	3	12%
S McClellin	LB		78 100%	4	15%	S Shields	CB		66 99%	3	12%
T Porter	CB		78 100%	1	4%	N Palmer	LB		55 82%	9	35%
B Callahan	CB		74 95%	8	31%	C Hayward	CB		54 81%	6	23%
W Young	LB		59 76%	3	12%	M Daniels	DT		49 73%	3	12%
C Jones	LB		53 68%	9	35%	M Neal	LB		47 70%	7	27%
J Jenkins	DE		49 63%	1	4%	J Peppers	LB		45 67%	3	12%
P McPhee	LB		44 56%	1	4%	B Raji	NT		37 55%		
L Houston	LB		38 49%	1	4%	D Randall	CB		36 54%	6	23%
E Goldman	NT		36 46%	4	15%	Q Rollins	CB		27 40%	15	58%
B Gaston	DT		25 32%	3	12%	D Jones	DE		27 40%	9	35%
E Hood	DT		23 29%	1	4%	N Perry	LB		22 33%		
J Anderson	LB		21 27%	10	38%	M Pennel	DE		20 30%	3	12%
S Acho	LB		15 19%	14	54%	L Guion	DT		19 28%	3	12%
A Ball	CB		3 4%	4	15%	J Thomas	LB		12 18%	16	62%
S McManis	CB		1 1%	22	85%	C Banjo	SS		8 12%	23	88%
L Barrow	LB			19	73%	J Elliott	LB		7 10%	23	88%
L Reynolds	LB			16	62%	D Goodson	CB		5 7%	16	62%
P O'Donnell	P			11	42%	J Ryan	LB			20	77%
T Gafford	LS			11	42%	A Ripkowski	FB			16	62%
H Jones-Quartey	S			11	42%	K Backman	TE			10	38%
S Martin	FS			8	31%	B Goode	LS			8	31%
A Smith	RB			8	31%	T Masthay	P			8	31%
R Gould	K			7	27%	M Crosby	K			6	23%
V Ducasse	G			3	12%	J Walker	G			3	12%
D Thompson	WR			3	12%	L Gunter	CB			3	12%