



VIKINGS



PACKERS

Packers Weekly Media Information Packet

MINNESOTA VIKINGS **VS** GREEN BAY PACKERS

Sunday, January 3, 2016 @ 7:30 p.m. CST • Lambeau Field



THE DOPE SHEET

OFFICIAL PROGRAM AND PUBLICATION, ACME-PACKERS FOOTBALL TEAM.

Packers Public Relations • Lambeau Field Atrium • 1265 Lombardi Avenue • Green Bay, WI 54304 • 920/569-7500 • 920/569-7201 fax
Jason Wahlers, Aaron Popkey, Sarah Quick, Tom Fanning, Nathan LoCascio

VOL. XVII; NO. 23

GREEN BAY, DEC. 29, 2015

WEEK 17

GREEN BAY (10-5) VS. MINNESOTA (10-5)

Sunday, Jan. 3 • Lambeau Field • 7:30 p.m. CST

PACKERS HOST THE VIKINGS AT LAMBEAU FIELD

The Green Bay Packers and Minnesota Vikings will meet in Green Bay in the regular-season finale for just the second time (1996).

- ▶ This will mark the third consecutive year Green Bay will play for the NFC North title in Week 17, and it will be against the third different opponent (Chicago, Detroit, Minnesota).
- ▶ Dating back to 2006, Green Bay is 8-1 in Week 17 games, including 5-0 at home.
- ▶ The Packers' eight wins in Week 17 are tied for the most in the NFL from 2006-14 (Pittsburgh, San Diego, San Francisco).
- ▶ Green Bay has scored 276 points in Week 17 games since 2006, tied with New England for the most in the NFL over that span.
- ▶ Sunday will be the first time the Packers and Vikings have met in the regular season when both teams entered the game with a double-digit win total. Since the Vikings entered the league in 1961, there have been only five seasons where both teams had 10-plus wins in the same season (1989, 1998, 2009, 2012, 2015).
- ▶ Of the past 27 regular-season meetings between the Packers and Vikings, 18 of those games have been decided by seven points or less.
- ▶ Through 110 meetings, which includes two postseason contests (1-1), the Packers hold a 59-49-2 edge over the Vikings in the all-time series.
- ▶ The Packers are 10-1-1 in the last 12 games between the teams during the regular and postseason, including 5-0-1 at home. The Packers' only loss during that span was by three points in 2012 at Minnesota in Week 17.
- ▶ The Packers have scored 30-plus points in seven of their last 10 regular-season games against Minnesota, averaging 33.2 points per game over that span. That included a 30-point effort in the first meeting this season, a 42-point game last season, a 44-point outing at Minnesota in 2013, the most points ever scored by Green Bay at the Metrodome, and a 45-point effort at Lambeau Field in 2011.
- ▶ Since Head Coach **Mike McCarthy** took over in 2006, the Packers have a 14-4-1 record (.763) against the Vikings in the regular season.
- ▶ The Packers have swept the regular-season series against the Vikings five times under McCarthy (2006-07, 2010-11, 2014).
- ▶ Since 2006, the Packers have scored 20-plus points against the Vikings in 18 of 19 regular-season games. The Packers' 549 points scored in the regular season since 2006 are the most against the Vikings in the NFL, and Green Bay's 28.9 points per game leads the league among teams that have played Minnesota at least four times over that span.
- ▶ Including the postseason, Green Bay is 11-4 against Minnesota with **Aaron Rodgers** as the starting quarterback, and has won 10 of the last 11 contests.
- ▶ In 16 games against the Vikings (including playoffs), Rodgers has completed 326 of 470 passes (69.4 percent) for 3,976 yards, 34 TDs and four INTs with a passer rating of 115.7. His passer rating is the highest of any opposing quarterback vs. Minnesota (min. 100 att.).
- ▶ Rodgers has recorded a 100-plus passer rating in 10 of the last 13 games against the Vikings, including the postseason. He recorded three passing touchdowns and a passer rating of 138.7 in a Week 5 victory over Minnesota at Lambeau Field last season. It was his fourth-highest rating against the Vikings in his career.
- ▶ In 2010-11, Rodgers posted a passer rating of 140.0 or better in three contests against Minnesota (146.5 at MIN in 2011 / 141.3 at MIN in 2010 / 140.3 vs. MIN in 2011), becoming the first NFL quarterback since the 1970 AFL-NFL merger to register a 140-plus passer rating in three consecutive games against the same opponent (according to the Elias Sports Bureau).



WITH THE CALL

NBC will broadcast the game to a national audience. Play-by-play man **Al Michaels** joins color commentator **Cris Collinsworth** in the booth with **Michele Tafoya** reporting from the sidelines.



- ▶ Milwaukee's WTMJ (620 AM), airing Green Bay games since November 1929, heads up the Packers Radio Network that is made up of 50 stations in five states. **Wayne Larrivee** (play-by-play) and two-time Packers Pro Bowler **Larry McCarren** (color) call the action. McCarren first joined the team's broadcasts in 1995 and enters his 21st season calling Packers' games. McCarren has four times been voted Wisconsin Sportscaster of the Year by the National Sportscasters and Sportswriters Association. After originally being paired together in 1999, McCarren and Larrivee enter their 17th season of broadcasts together.
- ▶ Westwood One Sports will air the game across the country. **Kevin Kugler** (play-by-play) and **James Lofton** (analyst) will call the action and **Scott Graham** will host pre-game and halftime shows.
- ▶ The broadcast is also available on Sirius Satellite Radio (WTMJ feed).

REGULAR SEASON

Date	Opponent	Time (CT)	TV
Sun., Sept. 13	at Chicago Bears	.W, 31-23	62,442
Sun., Sept. 20	SEATTLE SEAHAWKS	.W, 27-17	78,433
Mon., Sept. 28	KANSAS CITY CHIEFS (Gold Pkg.)	.W, 38-28	78,214
Sun., Oct. 4	at San Francisco 49ers	.W, 17-3	70,799
Sun., Oct. 11	ST. LOUIS RAMS	.W, 24-10	78,432
Sun., Oct. 18	SAN DIEGO CHARGERS	.W, 27-20	78,434
Sun., Oct. 25	BYE		
Sun., Nov. 1	at Denver Broncos	L, 10-29	77,075
Sun., Nov. 8	at Carolina Panthers	L, 29-37	74,461
Sun., Nov. 15	DETROIT LIONS (Gold Pkg.)	L, 16-18	78,526
Sun., Nov. 22	at Minnesota Vikings	.W, 30-13	52,529
Thu., Nov. 26	CHICAGO BEARS	L, 13-17	78,488
Thu., Dec. 3	at Detroit Lions	.W, 27-23	63,207
Sun., Dec. 13	DALLAS COWBOYS	.W, 28-7	78,369
Sun., Dec. 20	at Oakland Raiders	.W, 30-20	55,087
Sun., Dec. 27	at Arizona Cardinals	L, 8-38	64,878
Sun., Jan. 3	MINNESOTA VIKINGS	7:30 p.m.	NBC

NFL POSTSEASON DATES

Jan. 9-10	AFC and NFC Wild Card Playoffs
Jan. 16-17	AFC and NFC Divisional Playoffs
Jan. 24	AFC and NFC Championship Games
Jan. 31	Pro Bowl, Aloha Stadium, Honolulu, Hawaii
Feb. 7	Super Bowl 50, Levi's Stadium, Santa Clara, California





PACKERS VS. VIKINGS - WEEK 17

DIVISIONAL DRIVE

The Packers have a 43-15-1 (.737) overall regular-season record against NFC North opponents under Head Coach **Mike McCarthy**, a divisional mark that ranks **No. 2 in the NFL** since 2006:

Team	Div. W-L Record	Pct.
1. New England	46-13-0	.780
2. Green Bay	43-15-1	.737
3. Indianapolis	43-15-0	.729
4. Pittsburgh	38-21-0	.644
5t. Baltimore	36-23-0	.610
5t. Denver	36-23-0	.610
5t. San Diego	36-23-0	.610

► In the Packers' 59 divisional games under McCarthy, they have registered a plus-36 turnover differential (**No. 2 in the NFL**).

► Green Bay ranks **No. 2 in the NFL** since 2006 in point differential against division opponents:

Team	Point Differential (Since 2006)
1. New England	plus-608
2. Green Bay	plus-432
3. Seattle	plus-380
4. Pittsburgh	plus-303
5. San Diego	plus-298

► Green Bay has held NFC North foes to 20 points or less in 35 of those contests, including in three of five this season, and to 10 points or less in 13 of the games, ranking in the top five in the NFL in both categories:

Team	20 Points or Less Allowed
1. Pittsburgh	43
2. Seattle	39
3t. Baltimore	38
3t. San Francisco	38
5. Green Bay	35

Team	10 Points or Less Allowed
1. Seattle	20
2. Pittsburgh	19
3. New England	16
4. Baltimore	15
5t. Green Bay	13
5t. Cincinnati	13
5t. Denver	13

► The Packers have given up 18.8 points per game in divisional games this season, ranking **No. 7 in the NFL**:

Team	Points Per Game Allowed
1. Houston	13.8
2. Kansas City	14.0
3. Arizona	15.8
4. Cincinnati	16.0
5. Denver	16.2
6. Pittsburgh	17.6
7. Green Bay	18.8

► Green Bay has scored 30-plus points in 22 divisional games since 2006, including in two this season (31 at CHI / 30 at MIN). The Packers' 22 games with 30-plus points against division opponents since 2006 rank **No. 3 in the NFL**:

Team	30-Point Games vs. Division
1. New England	26
2. New Orleans	23
3. Green Bay	22
4. Philadelphia	20
5t. Indianapolis	19
5t. New York Giants	19

► The Packers have won 22 of 29 NFC North games with one tie at home under McCarthy, which ranks **No. 3 in the NFL** since 2006:

Team	Home Div. Record	Pct.
1. New England	26-4-0	.867
2. Indianapolis	24-5-0	.828
3. Green Bay	22-6-1	.776
4. Seattle	22-8-0	.733
5t. Baltimore	21-9-0	.700
5t. Pittsburgh	21-9-0	.700
7. San Francisco	19-9-1	.672

► Green Bay had won 10 straight home games against divisional foes before losing to Chicago at Lambeau Field in 2013 in Week 9.

► Green Bay's 37-34 loss at Minnesota in Week 17 of the 2012 season snapped the Packers' 12-game winning streak in regular-season NFC North games, which was the longest divisional winning streak in team history since the league went to a divisional format in 1967:

Seasons	Divisional Winning Streak
1. 2010-2012	12
2t. 1996-97, 2001-02	8
4. 1997-98	7

► Green Bay, who is 3-2 this season, posted a winning record in divisional games in the first nine seasons under McCarthy (2006-14). The only other team in the league to accomplish that feat each of the past nine seasons was the New England Patriots.

► The streak of nine straight seasons with a winning record in divisional games is also a franchise record, topping the previous mark of five straight from 2000-04.

► Packers QB **Aaron Rodgers** leads the NFL in passer rating and passing touchdowns against division opponents since the start of the 2014 season (min. 80 pass att.):

Player	Passer Rating vs. Division (Since 2014)
1. Aaron Rodgers, GB	110.1
2. Brian Hoyer, CLE/HOU	109.7
3. Andrew Luck, IND	107.5

Player	Passing TDs vs. Division (Since 2014)
1. Aaron Rodgers, GB	28
2. Tom Brady, NE	22
3. Ryan Fitzpatrick, HOU/NYJ	20



PACKERS VS. VIKINGS - WEEK 17

BACK TO THE POSTSEASON

The Packers clinched their seventh consecutive postseason berth (2009-15), a franchise record as they topped the previous mark of six straight from 1993-98.

<u>Seasons</u>	<u>Consecutive Playoff Berths</u>
1. 2009-15	7
2. 1993-98	6
3. 2001-04	4

- ▶ The Packers join the New England Patriots as the only teams to make the playoffs each of the last seven years.
- ▶ The Packers have made the playoffs eight times in 10 seasons under Head Coach **Mike McCarthy**.
- ▶ Green Bay leads the NFC with eight trips to the postseason since 2006.
- ▶ Green Bay has now made the postseason 31 times, tied with the Dallas Cowboys and New York Giants for No. 1 in league annals.

<u>Team</u>	<u>Postseason Appearances</u>
1t. Green Bay	31
1t. Dallas	31
1t. N.Y. Giants	31

- ▶ The NFC Championship Game last season marked Green Bay's 51st postseason game, the third most in NFL history:

<u>Team</u>	<u>Postseason Games</u>
1. Dallas	60
2. Pittsburgh	55
3. Green Bay	51
4. N.Y. Giants	48

- ▶ The Packers have a 31-20 all-time record in the postseason, a .608 winning percentage that ranks **No. 2 in the NFL**:

<u>Team</u>	<u>Postseason Winning Pct.</u>
1. Baltimore	.652 (15-8)
2. Green Bay	.608 (31-20)
3t. New England	.600 (27-18)
3t. Pittsburgh	.600 (33-22)
3t. San Francisco	.600 (30-20)
6. Oakland	.581 (25-18)

- ▶ McCarthy has now led Green Bay to seven seasons with 10-plus regular-season wins, the most in franchise history (since 1921).
- ▶ McCarthy is the 10th coach to record seven-or-more 10-win seasons in their first 10 years as an NFL head coach (Don Shula, Marty Schottenheimer, Chuck Knox, Joe Gibbs, Bud Grant, Tony Dungy, Mike Ditka, George Seifert, Bill Walsh).

HOW THEY HAVE FARED

Since the NFL went to a 12-team playoff format in 1990, the Packers have made postseason appearances as all six seeds.

- ▶ Last season was the fifth time that the Packers earned a bye to the divisional round in their 17 playoff appearances since 1990. With a win over Dallas in the 2014 postseason, Green Bay has a 3-2 mark under Head Coach **Mike McCarthy** in divisional playoff games.
- ▶ A breakdown of the Packers' playoff seeds, and their postseason record as that seed, from 1990-2014:

<u>PLAYOFF SEED</u>			
No. 1	2 times (3-1)	No. 4	4 times (3-4)
No. 2	3 times (4-3)	No. 5	2 times (0-2)
No. 3	3 times (3-4)	No. 6	2 times (5-1)

2015 HONOR ROLL

K Mason Crosby

NFC Special Teams Player of the Week – Week 11 (at Minnesota)
 -Sixth career Player of the Week Award, the most in franchise history.
 -First since 2013 (Week 5).

LB Clay Matthews

Pro Bowl - Sixth selection, first at inside linebacker
 -Has two more selections than any Packers linebacker and is tied with DE Reggie White for the second-most selections by a defensive player in team history, trailing only S Willie Wood (eight).

CB Damarious Randall

NFL Defensive Rookie of the Month for November (Oct. 29 - Nov. 30).
 -Joined CB **Casey Hayward** (October 2012) as the only Packers defensive backs to be named Defensive Rookie of the Month.
 -Is the first Packers player to win a Rookie of the Month Award since RB **Eddie Lacy** (Offense, October 2013).

QB Aaron Rodgers

Pro Bowl - Fifth selection
 -Passes Bart Starr (1960-62, 1966) for the second-most selections by a Green Bay quarterback, trailing Brett Favre's nine (1992-93, 1995-97, 2001-03, 2007).
 NFC Offensive Player of the Week – Week 3 (vs. Kansas City)
 -Ranks first in franchise history with 13 Player of the Week Awards, passing Brett Favre (12).
 -Leads the league with the most Player of the Week Awards since 2010 (13).
 -Named Player of the Week for the sixth consecutive season.

G Josh Sitton

Pro Bowl - third career Pro Bowl honor (2012, 2014), second straight as an original selection
 -Is the first Green Bay guard to be named to consecutive Pro Bowls since Marco Rivera was selected to three straight from 2002-04.



PACKERS VS. VIKINGS - WEEK 17

STAT OF THE WEEK

- ▶ P **Tim Masthay** has averaged 44.9 net yards per punt since Week 13, No. 1 in the NFL over that span. According to the Elias Sports Bureau, it is the best by a Green Bay punter over a four-game stretch in a single season (min. four punts per game) since net punting began to be tracked in 1976.
- ▶ The Packers lead the league in opponent punt return average this season at 4.0 yards.
- ▶ Since Week 11, opponents have averaged 0.6 yards on 11 punt returns, No. 1 in the league over that span. Opponents have either had zero yards in punt returns or negative yardage in four of those six games.
- ▶ From Week 13-15, Masthay became the first Packers punter to post a net average of 44-plus yards (min. four punts) in three straight games (according to the Elias Sports Bureau).

WHAT TO LOOK FOR

- ▶ If the Packers win, it will mark their fifth consecutive division title, extending a franchise record. It would also make them the only team in the NFC to win its division each of the last five seasons. The only two teams to win five or more division titles in a row in the NFC Central/North were the Minnesota Vikings from 1973-78 and the Chicago Bears from 1984-88.
- ▶ Sunday will be the fifth regular season home game in the month of January in team history. The Packers are 4-0 all-time at home in January during the regular season.
- ▶ A victory would make Green Bay 4-2 against the division this season and give it four or more regular-season wins against division opponents for the 12th time in the last 14 seasons.
- ▶ A win would mark the sixth season Head Coach **Mike McCarthy** has guided the Packers to 11-plus wins (2007, 2009, 2011-12, 2014), extending his franchise record.
- ▶ Green Bay has posted eight zero-turnover games this season, tied for No. 1 (2009) in franchise history (since 1933).
- ▶ Under McCarthy, the Packers are 80-38-1 against NFC opponents during the regular season. Green Bay's 80 wins are nine more than any other team over that span (New Orleans, 71-48).
- ▶ The Packers are 7-4 against NFC teams this season. It is the eighth regular season since 2006 that Green Bay finished with seven-plus wins against NFC opponents. A win would mark the seventh time the Packers recorded eight-plus regular season wins over NFC opponents since '06.
- ▶ Dating back to 1963, the Packers' three six-plus sack games ties a single-season franchise record (1966, 1978, 1991).
- ▶ According to STATS LLC, Green Bay has 36 pass plays of 25-plus yards this season. If they record four more, it will mark the fourth time since 1994 that Green Bay has registered 40 or more pass plays of 25-plus yards in a season (46 in 2011 / 44 in 2013 / 42 in 2010).

OFFENSE

- ▶ If QB **Aaron Rodgers** throws for 300-plus yards, it will be the 44th 300-yard passing game of his career during the regular season.
- ▶ In primetime games against Minnesota, Rodgers is 124 of 169 (73.4 percent) for 1,548 yards and 14 TDs with three INTs for a 121.6 rating. He has registered a rating of 110-plus in five of six games, including 130-plus in each of the last three. In the last three, he has totaled 691 passing yards, nine touchdowns, no interceptions and a passer rating of 144.0.
- ▶ Rodgers looks to throw for multiple touchdowns for the 11th time this season. It would mark the fourth time in his career he has recorded 11 or more games with multiple touchdowns in a single regular season (14 in 2011 / 11 in 2012 and 2014).

- ▶ Rodgers reached 30 passing touchdowns for the fifth time in his career. He ranks second in team history behind Brett Favre's eight. Rodgers' five 30-plus passing touchdown seasons since 2009 are tied for the second most in the NFL over that time span (NE Tom Brady and IND/DEN Peyton Manning, five / NO Drew Brees, seven).
- ▶ Rodgers ranks No. 2 in the NFL with seven games this season with two-plus touchdown passes and zero INTs (New England QB Tom Brady, nine).
- ▶ Since the start of the 2014 season, Rodgers has thrown 68 touchdowns and 12 interceptions.
- ▶ Rodgers (332) is 25 yards away from eclipsing his single-season career high in rushing yards, 356 in 2010.
- ▶ WR **Randall Cobb** needs one catch to extend his streak of consecutive regular-season games with a reception to 56, the fifth-longest streak in franchise history. He trails WR James Lofton (58, 1979-83) for fourth place in team history.
- ▶ WR **James Jones** (788) is 30 yards away from surpassing his single-season career high of 817 receiving yards he set in 2013.
- ▶ Jones (46) is four catches away from his fourth consecutive season with 50-plus receptions.
- ▶ TE **Richard Rodgers** needs four catches to become only the fourth tight end in team history with 55-plus receptions in a season: Jermichael Finley (three), Paul Coffman (two), Jackie Harris (one).
- ▶ RB **Eddie Lacy's** 416 rushing yards since Week 11 are the sixth most in the NFL over that span.
- ▶ Lacy is one 100-yard rushing game away from tying his single-season career high of four (2013).
- ▶ With 3,041 rushing yards, Lacy is one of only two players in team history (RB John Brockington, 3,276) to rush for 3,000-plus yards in his first three seasons in the NFL.
- ▶ RB **James Starks** has set new career bests in receptions (40), receiving yards (374) and receiving touchdowns (three) this season.
- ▶ Starks has recorded 100-plus yards from scrimmage four times this season. His 951 yards from scrimmage are a new career high, surpassing the 794 yards in 2011.
- ▶ Starks is three yards away from surpassing his single-season career high of 578 rushing yards from 2011.
- ▶ If Starks (577) records 23 or more rushing yards he would reach 600 for the season and give the Packers two players with 600-plus rushing yards (Eddie Lacy-724) in the same season for the first time since 1985 (Jessie Clark-633 / Eddie Lee Ivery-636).

DEFENSE

- ▶ LB **Clay Matthews** needs two tackles to surpass his previous career high of 83 (2010).
- ▶ Matthews has 13 career games with two or more sacks. He is one shy of tying Tim Harris (14, 1986-90) for No. 3 in team history (Reggie White, 16; Kabeer Gbaja-Biamila, 15).
- ▶ LB **Julius Peppers** leads the team with 9.5 sacks this season. Dating back to last season (including playoffs), Peppers has 14.0 sacks in the last 19 games.
- ▶ Peppers is a half a sack away from his ninth season with 10-plus sacks, which would tie John Randle for the fourth-most 10-sack seasons since 1982 (Bruce Smith, 13 / Reggie White, 12 / Kevin Greene, 10)
- ▶ Peppers (135.0) trails Jared Allen (136.0) for the ninth most on the all-time sacks list (since 1982) and both Richard Dent and John Randle (137.5) for the seventh most.

SPECIAL TEAMS

- ▶ P **Tim Masthay** has recorded a net average of 40.3 yards, which is on pace to beat his career high and franchise record (since 1976) of 39.0 (2013).



THE DOPE ON THIS WEEK'S OPPONENT:

Packers vs. Vikings:

All-time regular season:
58-48-2

All-time, postseason:
1-1

All-time, at Green Bay:
31-23-2

Streaks: The Packers have not lost in their last six meetings against Minnesota at Lambeau Field.

Last meeting, regular season:
Nov. 22, 2015, at TCF Bank Stadium; Packers won, 30-13



COACHES CAPSULES

Mike McCarthy: 111-59-1, .649, (incl. 7-6 postseason); 10th NFL season

Mike Zimmer: 16-14, .533, 2nd NFL season

Head to Head: McCarthy 3-0

vs. Opponent: McCarthy 15-4-1 vs. Vikings; Zimmer 0-3 vs. Packers

MIKE MCCARTHY...Is in his 10th year as the Packers' 14th head coach.

- ▶ Joined Vince Lombardi and Mike Holmgren as the only coaches to guide the Packers to a Super Bowl title with a win over Pittsburgh in Super Bowl XLV.
- ▶ Led the Packers to their seventh consecutive playoff appearance this season, joining New England as the only two NFL teams to do so over that span. Has also led the team to eight playoff appearances (2007, 2009-2015) and seven double-digit win seasons in the last 10 years.
- ▶ Has guided the Packers to top-10 finishes in scoring each of the past eight seasons (2007-14), joining the Patriots as the only other team to accomplish the feat; Packers finished first overall in scoring in 2014.
- ▶ His .661 winning percentage during the regular season (104-53-1) is ranked second among active NFL coaches (min. 50 games).
- ▶ Was named Packers head coach on Jan. 12, 2006, his first head-coaching job after 13 years as an NFL assistant.

MIKE ZIMMER...Is in his second year as the Vikings' ninth head coach.

- ▶ Led the Vikings to a 7-9 record in his first year at the helm in 2014.
- ▶ Oversaw a defensive unit that ranked No. 7 in the NFL in passing defense and No. 5 in the NFL in fewest plays of 20-plus yards last season.
- ▶ Spent 20 seasons as an assistant coach in the NFL, including 14 as a defensive coordinator for Cincinnati, Atlanta and Dallas.
- ▶ From 2008-13, he was the defensive coordinator for a Bengals defense that ranked in the top 10 four times. In the 18 years prior, Cincinnati had only cracked the top 10 once.
- ▶ Has had eight defensive players selected to the Pro Bowl a total of 23 times.

THE PACKERS-VIKINGS SERIES

- ▶ This marks the 111th overall meeting between the border rivals.
- ▶ The Packers own a 59-49-2 advantage over the Vikings (including playoffs) in the all-time series.
- ▶ Green Bay's five-game winning streak that was snapped in the 2012 finale was the longest by the club since a five-game streak against Minnesota from 2006-08. Prior to that, the longest streak for either team was Green Bay's five-game winning streak from 1983-85.
- ▶ The series began when the Vikings entered the league in 1961, and Vince Lombardi's Packers won nine of the first 10.
- ▶ Over the last 22 seasons (1994-2015), these teams have accounted for 17 NFC Central/North division championships.

NOTABLE CONNECTIONS

Packers DT Letroy Guion played for the Vikings from 2008-13 after originally being selected in the fifth round...Packers VP of football admin./ player finance Russ Ball served as the senior football administrator for the Vikings from 1999-2000...Vikings WR Charles Johnson was drafted by the Packers in the seventh round (216th overall) in 2013 and spent the early part of that season on Green Bay's practice squad...Vikings special teams coord. Mike Priefer's father, Chuck, was an asst. coach for the Packers from 1984-85...Packers RB John Crockett is from Minneapolis...Vikings CB Trae Waynes is from Kenosha, Wis. ...Packers HC Mike McCarthy was the OC, TE's coach Jerry Fontenot played C and secondary-safeties coach Darren Perry played FS for New Orleans while Vikings head of strength and conditioning Evan Marcus was the asst. strength and conditioning coach from 2000-02...In 2007, Packers secondary-cornerbacks coach Joe Whitt Jr. was the asst. DBs coach for Atlanta while Vikings HC Mike Zimmer was the DC and asst. DBs/quality control coach Jonathan Gannon was a def. asst./quality control coach... From 1991-93, Packers def. quality control coach John Rushing played DB at Washington State while Zimmer was the DC...Packers DC Dom Capers and Vikings DC George Edwards were on the Dolphins defensive coaching staff together in 2006-07...In 1991, Packers senior personnel executive Alonzo Highsmith played RB for the Cowboys while Vikings OC Norv Turner worked in the same position...Highsmith played for Tampa Bay while Vikings WRs coach George Stewart coached special teams... Packers DL coach Mike Trgovac and Vikings OL coach Jeff Davidson coached on the staff in Carolina...Trgovac coached the DL for Washington while Turner was the HC and Vikings RBs coach Kirby Wilson worked in the same role in 2000...Packers RBs coach Sam Gash played FB for New England while Davidson, Wilson and DL coach Andre Patterson were on the coaching staff in 1997...Packers QB Scott Tolzien spent training camp with San Diego in 2011 while Turner was the HC...Packers assoc. HC/offense Tom Clements (OC, 2004-05), Gash (FB, 2003) and QBs/WRs coach Alex Van Pelt (QB, 1995-2003, volunteer off. quality control, 2005) were all with the Bills while Vikings DBs coach Jerry Gray was the DC (2001-05)...Packers asst. OL coach Mike Solari coached alongside Stewart in San Francisco (1996)...Solari also spent time with Vikings asst. strength and conditioning coach Jeff Hurd and Priefer in Kansas City...In 2009, Packers LB Julius Peppers was teammates with Vikings CB Captain Munnerlyn in Carolina...Former college teammates include Packers LBs Clay Matthews and Nick Perry and Vikings DE Everson Griffen, TE Rhett Ellison and T Matt Kalil (Southern California), Packers S Chris Banjo and Vikings FB Zach Line (SMU), Packers LB Jayrone Elliott and Vikings G Zac Kerin (Toledo), Packers S Ha Ha Clinton-Dix and RB Eddie Lacy and Vikings T Austin Shepherd (Alabama), and Packers DE Datone Jones and QB Brett Hundley and Vikings LB Anthony Barr, P Jeff Locke, G Mike Harris, LB Eric Kendricks and LS Kevin McDermott (UCLA).

LAST MEETING, REGULAR SEASON

Nov. 22, 2015, at TCF Bank Stadium; Packers won, 30-13.

- ▶ QB Aaron Rodgers completed 16 of 34 pass attempts for 212 yards and two TDs (86.9 passer rating).
- ▶ WR James Jones came down with six receptions for 109 yards (18.2 avg.) and one TD.
- ▶ QB Teddy Bridgewater passed for 296 yards and one TD on 25-of-37 passing (100.7 passer rating).
- ▶ TE Kyle Rudolph had six receptions for 106 yards (17.7 avg.) and one TD.



PACKERS VS. VIKINGS - WEEK 17

MAKING GAINS

Green Bay has 13 offensive touchdowns of 20-plus yards so far this season, **tied for No. 6 in the NFL**:

Team	Offensive TDs of 20-Plus Yards
1. Buffalo	24
2. Seattle	18
3. New York Giants	16
4t. Arizona	15
4t. Oakland	15
6t. Green Bay	13
6t. New Orleans	13
6t. Philadelphia	13
9. Miami	12
10. Jacksonville	11

► Green Bay is **tied for No. 4 in the NFL** with 36 pass plays of 25-plus yards this season.

Player	Pass Plays of 25-Plus Yards
1. Pittsburgh	39
2. New England	38
3. Jacksonville	37
4t. Green Bay	36
4t. New Orleans	36
6. Arizona	35

- QB **Aaron Rodgers** completed a 61-yard touchdown pass to TE **Richard Rodgers** that gave Green Bay a win over Detroit in Week 13. It was the second-longest come-from-behind game-ending touchdown in the fourth quarter from scrimmage in NFL history behind only QB Earl Morrall's 65-yard touchdown pass for Detroit against Baltimore in 1960.
- In Week 5, WR **James Jones** registered a 65-yard touchdown reception, his seventh career touchdown catch of 65-plus yards.
- Jones has set a career high with 12 catches of 25-plus-yards this season (2013), which is **tied for No. 8 in the NFL** this season:

Player	Receptions of 25-Plus Yards
1. Allen Robinson, JAX	18
2t. Antonio Brown, PIT	16
2t. Rob Gronkowski, NE	16
4t. Odell Beckham Jr., NYG	14
4t. T.Y. Hilton, IND	14
4t. Julio Jones, ATL	14
7. Brandin Cooks, NO	13
8t. James Jones, GB, three others	12

- Dating back to 1994, his 12 receptions for 25-plus yards are tied for the eight-most in a single regular season by a Green Bay player.
- Among players with 30 receptions this season, Jones ranks **No. 7 in the league** in yards per catch (17.1).

► Since the start of the 2013 regular season, the Packers are **tied for No. 1 in the league** in pass plays of 25-plus yards:

Team	Pass Plays of 25-Plus Yards
1t. Green Bay	114
1t. Pittsburgh	114
3. Denver	111
4. Philadelphia	107
5. New Orleans	106

- RB **James Starks** recorded a career-best 65-yard touchdown run against San Diego in Week 6, the longest TD run by a Packer since RB DeShawn Wynn's 73-yard TD vs. DET on Dec. 28, 2008.
- Starks is **tied for No. 1 in the NFL** among running backs with four receptions of 25-plus yards.
- Green Bay's big-play ability has also involved special teams this season. WR **Jeff Janis** recorded two kickoff returns of 60-plus yards (64, 70) in four attempts over a two-game span (Weeks 11-12). He became the first Packer to post a kickoff return of 60-plus yards in back-to-back games since WR Robert Brooks in 1993 (Oct. 3-Oct. 10).
- According to the Elias Sports Bureau, Janis was the first NFL player since Houston Oilers CB Willie Tullis in 1981 to have two kickoff returns of 60-plus yards in his first four career attempts.

DEFENSIVE STRENGTH

Green Bay's defense has been a key reason why the Packers have won 10 games and are headed to the playoffs.

► The Packers have held nine opponents to 20 points or less, **tied for No. 4 in the NFL** this season:

Team	Games Allowing 20 Or Fewer Points
1t. Kansas City	11
1t. Minnesota	11
3. Arizona	10
4t. Green Bay	9
4t. New York Jets	9
4t. Pittsburgh	9

- Green Bay has given up 20.2 points per game this season, **No. 10 in the NFL** and the lowest since giving up 15.0 points per game in 2010.
- The Packers rank **No. 5 in the NFL** in sacks per pass attempt this season:

Team	Sacks/Pass Attempt
1. Denver	9.34%
2. New England	8.60%
3. Tennessee	8.19%
4. Detroit	7.52%
5. Green Bay	7.51%

- In Week 10, the Packers held the Lions to 45 yards on 26 carries (1.7 avg.), the fewest rushing yards the Packers have allowed to an opponent on 25-plus attempts since the Miami Dolphins rushed for 37 yards on 25 carries (1.5 avg.) on Sept. 22, 1991.
- In Week 11, five players combined for six sacks against the Vikings to give Green Bay the third six-plus sack game of the season, which tied a single-season franchise record (1966, 1978, 1991).



PACKERS VS. VIKINGS - WEEK 17

QUICK OUT OF THE GATE

Green Bay has started games fast this season, scoring touchdowns in the first quarter in nine of 15 games.

- ▶ The Packers have scored 13 touchdowns in the first quarter this season, **No. 2 in the NFL.**
- ▶ Earlier this season, the Packers wrapped up a streak of scoring in the first quarter in 22 straight regular-season games, an NFL record (Game 1 of 2014 - Game 6 of 2015). The next longest was 17 by the Chicago Bears (1983-84) and Pittsburgh Steelers (2004-05).
- ▶ Green Bay has averaged 6.9 points in the first quarter this season, **No. 2 in the NFL.**

Team	Points Per Game/First Quarter
1. New Orleans	7.6
2. Green Bay	6.9
3. Carolina	6.6
4. New England	5.9
5. Cincinnati	5.8

- ▶ Green Bay has scored points in the first quarter in 11 games, **tied for No. 7 in the NFL** this season and **No. 4 among Packers teams since 2000:**

Year	Games Scoring Points in the First Quarter
1. 2014	16
2t. 2011	12
2t. 2009	12
4t. 2015 , five other years	11

- ▶ The Packers have a plus-61 first-quarter point differential this season, **No. 1 in the NFL:**

Team	First-Quarter Point Differential (2015)
1. Green Bay	plus-61
2. New England	plus-56
3. New York Jets	plus-50
4. New Orleans	plus-49
5. Cincinnati	plus-46

- ▶ Dating back to 2014, the Packers have outscored their opponents, 158-27, in the first quarter at Lambeau Field.
- ▶ In 2014, Green Bay scored 89 unanswered points at home in the first quarter from the Week 2 game vs. the N.Y. Jets through Week 14 vs. Atlanta. It was the most consecutive points scored at home in the first quarter since the Miami Dolphins scored 93 straight in the 1978-79 seasons.
- ▶ The Packers have scored 103 points in the first quarter this season, **tied for No. 5 by Green Bay teams since 1990:**

Season	First-Quarter Points
1. 2014	151
2. 2011	132
3. 2009	115
4. 1998	107
5t. 2015	103
5t. 2003	103

- ▶ Packers QB **Aaron Rodgers** ranks among the best in the league in touchdowns and touchdown percentage in the first quarter of games this season (min. 50 att.):

Player	Passing Touchdowns
1. Drew Brees, NO	11
2. Aaron Rodgers, GB	9
3t. Tom Brady, NE	8
3t. Matthew Stafford, DET	8

Player	Touchdown Percentage
1. Drew Brees, NO	8.3
2. Matthew Stafford, DET	7.6
3. Brian Hoyer, HOU	7.2
4. Aaron Rodgers, GB	7.0
5. Tyrod Taylor, BUF	6.9

- ▶ Dating back to 1991, Rodgers' nine first-quarter passing touchdowns this season are tied for **No. 5 among Packers' quarterbacks in a single season:**

Player	Passing Touchdowns
1. Aaron Rodgers, 2011	11
2t. Aaron Rodgers, 2014	10
2t. Brett Favre, 1998	10
2t. Brett Favre, 1995	10
5t. Aaron Rodgers, 2015	9
5t. Aaron Rodgers, 2012	9

- ▶ Rodgers has thrown one or more touchdowns in the first half in 10 games this season.
- ▶ Rodgers has thrown 38 touchdowns and three interceptions in the first half since the start of the 2014 regular season.
- ▶ Green Bay's 151 first-quarter points during the 2014 regular season were the **most in the NFL in a single season**, dating back to 1991.

Team	First-Quarter Points
1. Green Bay, 2014	151
2. Denver, 1998	144
3. St. Louis, 2001	140

- ▶ Dating back to 1991, Green Bay's average of 19.4 points in the first half of games in 2014 was the second-best recorded in a single season:

Season	First-Half Points Per Game (Since 1991)
1. New England, 2007	20.8
2. Green Bay, 2014	19.4
3. St. Louis, 2001	19.1

- ▶ Dating back to 2006, the Packers have recorded three of the top six single-season first-half point totals in the NFL:

Team	First-Half Points
1. New England, 2007	333
2. Green Bay, 2014	310
3. New England, 2012	290
4. Denver, 2013	288
5. Green Bay, 2011	286
6. Green Bay, 2009	269



PACKERS VS. VIKINGS - WEEK 17

NOT IN A GIVING MOOD

The Packers have turned the ball over just 15 times this season. With one game to play that is the the third fewest for Green Bay in a single season since 1941:

Season	Giveaways
1. 2014	13
2. 2011	14
3. 2015	15
4t. 2012	16
4t. 2009	16
6. 1972	19

► Green Bay is **tied for No. 3 in turnovers in the NFL** this season. A look at Green Bay's giveaway totals each season since 2006 and where that ranked in the NFL:

Season	Giveaways/Ranking
2006	33 (26th)
2007	24 (t-7th)
2008	21 (t-8th)
2009	16 (1st)
2010	22 (10th)
2011	14 (2nd)
2012	16 (t-2nd)
2013	25 (t-15th)
2014	13 (t-1st)
2015	15 (t-3rd)

► Green Bay's 121 turnovers since 2009 are **No. 2 in the NFL**:

Team	Total Giveaways Since 2009
1. New England	112
2. Green Bay	121
3. San Francisco	129

► The Packers have not turned the ball over in eight games this season, **tied for No. 1 in the NFL**:

Team	Zero-Turnover Games (2015)
1t. Green Bay	8
1t. Kansas City	8
3. San Francisco	7

► Green Bay's eight zero-turnover games this season are tied for No. 1 in franchise history (since 1933):

Year	Zero-Turnover Games
1t. 2015	8
1t. 2009	8
3. 2014	7

► Green Bay did not turn the ball over in seven games last season, **tied for No. 2 in the NFL** (New England-eight, Seattle-seven). For the first time in team history (since 1933), the Packers did not turn the ball over in four straight games in a single season (Weeks 11-14, 2014).

► The Packers' eight zero-turnover games this season and in 2009 are tied for the fourth most in a single season in NFL history:

Year	Zero-Turnover Games
1. New England, 2010	11
2t. New York Giants, 2008	9
2t. Pittsburgh, 1994	9
4t. Green Bay, 2015	8
4t. Green Bay, 2009	8
4t. Dallas, 1998	8
4t. Kansas City, 2015	8
4t. New England, 2014	8
4t. New England, 2011	8
4t. Pittsburgh, 2001	8
4t. Seattle, 2005	8

► In 2014, the Packers recorded the fewest total giveaways in a single regular season in team history. The four best giveaway seasons in franchise history have come under Head Coach **Mike McCarthy's** direction:

Season	Total Giveaways
1. 2014	13
2. 2011	14
3t. 2009, 2012	16

► Green Bay has registered 41 zero-turnover games since 2009, which is **tied for No. 2 in the NFL** over that span:

Team	Zero-Turnover Games Since 2009
1. New England	43
2t. Green Bay	41
2t. San Francisco	41
4. Kansas City	37

► Green Bay is 76-21-1 (.781) in the regular season under McCarthy when it doesn't have a giveaway or turns it over just once. A look at the Packers' record by the number of giveaways they have in a game since 2006:

Giveaways In Game	GB Record Since 2006
None	43-7-1 (.853)
One	33-14 (.702)
Two	22-18 (.550)
Three-plus	6-15 (.286)

PROLIFIC PACKERS

Dating back to 2010, Green Bay has been one of the most productive offenses in the NFL.

► The Packers rank **No. 2 in the NFL** in points per game (27.8), **tied for No. 2** in 30-point games (40) and **No. 2** in 40-point games (15) over that span.

► A look at Green Bay's regular-season record **since 2006** by point total:

Points Scored	GB Record Since 2006
30-plus	60-5 (.923)
21-29	33-18-1 (.644)
11-20	8-18 (.308)
10 or less	3-12 (.200)



PACKERS VS. VIKINGS - WEEK 17

DIFFERENTIAL MAKES A DIFFERENCE

Green Bay finished in the top 10 in the league in turnover differential in six consecutive seasons (2007-12), the only team in the NFL to accomplish that feat over that span.

▶ Green Bay is **tied for No. 8 in the league** this season in turnover differential:

<u>Team</u>	<u>Turnover Margin (2015)</u>
1. Carolina	plus-19
2. Kansas City	plus-15
3. Arizona	plus-12
4. Cincinnati	plus-9
5. New York Jets	plus-8
6. New England	plus-7
7. New York Giants	plus-6
8t. Green Bay	plus-5
8t. Minnesota	plus-5

▶ Since the start of the 2014 regular season, the Packers have a plus-19 turnover differential, **tied for No. 3 in the NFL**:

<u>Team</u>	<u>Turnover Margin</u>
1. Carolina	plus-22
2. Arizona	plus-20
3t. Green Bay	plus-19
3t. New England	plus-19
5t. Houston	plus-14
5t. Seattle	plus-14

▶ A look at where Green Bay ranks in the category since 2009:

<u>Team</u>	<u>Turnover Margin (Since 2009)</u>
1. New England	plus-104
2. Green Bay	plus-81
3. San Francisco	plus-60

▶ Green Bay has won or come out even in the turnover battle in 64 of its last 80 regular-season games.

▶ During the **Mike McCarthy** era (2006-present) the Packers rank **No. 2 in the NFL** in turnover margin:

<u>Team</u>	<u>Turnover Margin</u>
1. New England	plus-129
2. Green Bay	plus-92
3. Atlanta	plus-37
4. Carolina	plus-35
5. Seattle	plus-33

▶ Green Bay ranked **No. 2 in the league** in 2011 with a plus-24 turnover differential, trailing only San Francisco (plus-28). That mark was tied for No. 2 in franchise history. Two of the top five ratios have come under McCarthy:

<u>Season</u>	<u>Turnover Margin</u>
1. 1943	plus-26
2t. 1941	plus-24
2t. 1965	plus-24
2t. 2009	plus-24
2t. 2011	plus-24

▶ During McCarthy's tenure, the Packers have a 74-10-1 (.876) regular-season record when they come out ahead in the game in turnover ratio:

<u>Turnover Margin</u>	<u>GB Record Since 2006</u>
minus-3 or worse	0-2 (.000)
minus-2	2-13 (.133)
minus-1	8-17 (.320)
even	20-12 (.625)
plus-1	38-6-1 (.856)
plus-2	17-2 (.895)
plus-3 or better	19-2 (.905)

BREAKING DOWN THE 53

The Packers' 53-man roster is composed of 26 offensive players, 24 defensive players and three specialists.

▶ According to the Elias Sports Bureau, Green Bay was joined by Tampa Bay and Jacksonville as the only teams in the NFL to have at least two rookie free agents make the opening-day roster each of the last six seasons (2010-15).

▶ Green Bay's average age on the opening-day roster was 25.23, making it the second-youngest team in the NFL (St. Louis, 24.96).

▶ Of the 53 players on Green Bay's roster, 35 of them (66.0 percent) were draft picks of the Packers. Dating back to 2009, Green Bay has selected eight players in the first round, seven of which are still on the team.

▶ Green Bay has 16 players on the roster that began their careers as non-drafted free agents, with 10 of those originally signed by Green Bay.

▶ Over 40 percent of the players (22 of 53, 41.5 percent) on Green Bay's roster entered the league as a sixth-round or seventh-round pick or as a non-drafted player.

▶ The Packers have five players on the roster that played in the NFL prior to the 2009 season. Four of those players were draft picks of the Packers (QB **Aaron Rodgers**, WR **James Jones**, K **Mason Crosby** and G **Josh Sitton**) and four have made at least one Pro Bowl (FB **John Kuhn**, Rodgers, LB **Julius Peppers** and Sitton).

▶ Of the 53 players on the roster, 45 began their pro careers with the Packers (84.9 percent).

▶ Only 19 of the 53 players on the roster (35.8 percent) were selected in the first three rounds of the draft, with 18 being drafted by the Packers.

▶ Of the 53 players on the roster, 44 of them (83.0 percent) are 28 years old or younger (as of Jan. 3) and 23 players (43.4 percent) are 24 years old or younger.

GREEN BAY'S ROSTER ...

BY AGE (as of Jan. 3)

21-24	23 players
25-28	21 players
29-32	7 players
33-plus	2 players

BY EXPERIENCE

R-1	11 players
2-3	17 players
4-5	7 players
6-9	14 players
10-plus	3 players

BY DRAFT ROUND

1st	9 players
2nd/3rd	9 players
4th/5th	12 players
6th/7th	7 players
Undrafted	16 players



PACKERS VS. VIKINGS - WEEK 17

TAKE IT AWAY NOW

A key component to a good defense is forcing turnovers. It has been a focal point of the Packers defense for years and it has continued this season.

- ▶ Green Bay has 20 takeaways this season, recording at least one in 14 of 15 games.
- ▶ The Packers are one of three teams to register one or more takeaways in a league-best 14 games this season (Carolina, New England).
- ▶ Including playoffs, the Packers have recorded one or more takeaways in 38 of the last 40 games.
- ▶ Dating back to 2014, the Packers are **tied for No. 4 in the NFL** in takeaways during the regular and postseason:

Team	Takeaways (Since 2014)
1. Carolina	65
2. Arizona	61
3. Houston	55
4t. Green Bay	53
4t. Indianapolis	53
4t. Philadelphia	53
7t. Buffalo	52
7t. Cincinnati	52
7t. Denver	52
7t. New England	52
7t. New York Giants	52

- ▶ Under the guidance of defensive coordinator Dom Capers, the Packers have forced 202 turnovers during the regular season, **No. 5 in the NFL since 2009**:

Team	Takeaways (Since 2009)
1. New England	216
2. New York Giants	210
3. Chicago	207
4. Carolina	205
5. Green Bay	202

- ▶ Green Bay recorded four interceptions in a Week 5 victory over the St. Louis Rams, the Packers' first four-interception game since Sept. 13, 2012, vs. Chicago.
- ▶ The Packers have 15 interceptions this season, **tied for No. 7 in the NFL**.
- ▶ Rookie CBs **Damarious Randall** and **Quinten Rollins** have each returned an INT for a touchdown this season, marking the first time the Packers have had two rookies/first-year players post INT returns for TDs in the same season since 1921 (Nate Abrams, Billy DuMoe).
- ▶ The Packers have a **66-17 record** (.795) when they record **at least two takeaways** in a game under Head Coach **Mike McCarthy**. A look at the Packers' record by the number of takeaways since 2006:

Takeaways In Game	GB Record Since 2006
None	4-16 (.200)
One	34-21-1 (.616)
Two	30-10 (.750)
Three-plus	36-7 (.837)

TAKING CARE OF THE BALL

Since taking over as the starter in 2008, QB **Aaron Rodgers** has been one of the best in the league when it comes to limiting interceptions. He has only thrown seven so far this season (**tied for No. 4 in the NFL**, min. 300 att.) and **ranked No. 1 in the NFL** during the 2014 regular season with five interceptions, the third fewest in a single regular season (min. 250 att.) in Packers history.

- ▶ Rodgers finished the 2014 regular season with the fewest interceptions of his career since taking over as the starter in 2008:

Year	Interceptions	GP
1. 2014	5	16
2t. 2011	6	15
2t. 2013	6	9

- ▶ Rodgers set NFL records with 494 pass attempts and 44 touchdown passes (586 and 49 including playoffs) at home without an interception. The streak lasted from Dec. 2, 2012, to Oct. 11, 2015.
- ▶ Rodgers posted six consecutive zero-interception games during the 2014 regular season (Weeks 2-7), matching Bart Starr's franchise record of six (min. 15 attempts a game) set in 1964.
- ▶ Rodgers (four, 2014), along with Patriots QB Tom Brady (four, 2007) and Seahawks QB Russell Wilson (five, 2015) are the only players in NFL history to register four or more consecutive three-touchdown/zero-interception games in a single season. His eight overall last season also tied Brady (2007) for the most during a single regular season.
- ▶ Rodgers' ranks **No. 1 in NFL history** in career INT percentage (min. 1,500 attempts):

Quarterback	Career INT Pct.
1. Aaron Rodgers, GB	1.6
2. Tom Brady, NE	1.9

- ▶ Rodgers also ranks **No. 1 in league annals** in career TD/INT ratio:

Quarterback	TD/INT Ratio
1. Aaron Rodgers, GB	4.00 (256/64)
2. Russell Wilson, SEA	3.03 (103/34)

- ▶ Rodgers holds three of the four lowest interception-percentage marks (min. 200 attempts) in a season in team history:

Quarterback	Season INT Pct.
1. Aaron Rodgers, 2014	0.96 (5 INTs, 520 att.)
2t. Aaron Rodgers, 2011	1.20 (6 INTs, 502 att.)
2t. Bart Starr, 1966	1.20 (3 INTs, 251 att.)
4. Aaron Rodgers, 2009	1.29 (7 INTs, 541 att.)

- ▶ Rodgers leads the NFL with 69 zero-INT games (min. 15 att.) since 2008:

Quarterback	Zero-INT Games
1. Aaron Rodgers, GB	69
2. Tom Brady, NE	63

- ▶ In Week 5, Rodgers finished a streak of 197 consecutive passes without an interception, the **fourth-longest streak** in franchise history:

Quarterback	Cons. Att. W/O An INT
1. Bart Starr, 1964-65	294
2. Aaron Rodgers, 2014	212
3. Aaron Rodgers, 2014	202
4. Aaron Rodgers, 2014-15	197



PACKERS VS. VIKINGS - WEEK 17

AT THE HELM

Having led Green Bay to the playoffs in eight of his first 10 seasons as head coach, **Mike McCarthy** is joined by Vince Lombardi and Mike Holmgren as the only coaches to guide the Packers to a Super Bowl win with a victory over Pittsburgh in Super Bowl XLV.

► McCarthy guided the Packers to a franchise-record fourth consecutive division title in 2014.

► With a win at Tampa Bay in Week 16 of the 2014 season, McCarthy passed Lombardi for the No. 2 spot in team history as far as overall victories:

<u>Coach</u>	<u>Overall Wins</u>
1. Curly Lambeau, 1921-49	212
2. Mike McCarthy, 2006-15	111
3. Vince Lombardi, 1959-67	98
4. Mike Holmgren, 1992-98	84

► The 111 overall wins are the most in the NFC and the third most in the NFL since 2006 (NE 134 and IND 111). McCarthy reached 100 career wins (including playoffs) in just his 155th game. He was the fastest to reach 100 wins in the NFL since George Seifert in 1996 (132 games).

► McCarthy reached 100 overall wins faster than any active NFL coach:

<u>Coach</u>	<u>Games Needed For 100 Overall Wins</u>
1. Mike McCarthy, GB	155
2. Andy Reid, PHI/KC	165
3. Bill Belichick, CLE/NE	172

► McCarthy recorded his third regular season with 12-plus wins in 2014 (2007, 2011), passing Curly Lambeau (1929, 1931), Lombardi (1962, 1966), Holmgren (1996-97) and Mike Sherman (2001-02) for the most by a coach in franchise history.

► McCarthy has guided the Packers to five seasons with 11-plus wins (2007, 2009, 2011-12, 2014), passing Lombardi (1961-63, 1966) and Holmgren (1995-98) for the **most by a coach in franchise history**.

► McCarthy's seven regular seasons with 10-plus wins are a franchise record (since 1921).

► In Week 12 of the 2014 season, McCarthy registered his 90th career regular-season win, passing Lombardi (89) for the second most in franchise history (Lambeau, 209).

► McCarthy joined Pittsburgh's Bill Cowher (2005) as the only Super Bowl-winning coaches to lead their respective teams to three road wins as the No. 6 seed in the postseason en route to a world title.

► Including playoffs, McCarthy has a 111-59-1 record since taking over as head coach in 2006, a .652 winning percentage that ranks **No. 2 among current NFL head coaches** (minimum 60 games):

<u>Coach</u>	<u>Winning Pct.</u>
1. Bill Belichick, CLE/NE	.669 (245-121)
2. Mike McCarthy, GB	.648 (111-60-1)
3. Mike Tomlin, PIT	.632 (96-56)

► McCarthy coached in his 134th game in Week 13 at Detroit in 2013 (including playoffs), moving him past Bart Starr for No. 2 in team history:

<u>Coach</u>	<u>Overall Games</u>
1. Curly Lambeau, 1921-49	339
2. Mike McCarthy, 2006-14	172
3. Bart Starr, 1975-83	133

► In the Week 6 victory over the San Diego Chargers, McCarthy earned the 100th regular-season win of his career in just his 150th game, making him the seventh-fastest coach in NFL history and the fastest current NFL coach to reach the 100-win plateau:

<u>Coach (Current)</u>	<u>Games Needed For 100 Regular-Season Wins</u>
1. Mike McCarthy, GB	150
2. Andy Reid, PHI/KC	164
3. Bill Belichick, CLE/NE	177
4. John Fox, CAR/DEN	182
5. Tom Coughlin, JAX/NYG	186

► Since McCarthy took over in 2006, the Packers rank **No. 2 in the NFL** in regular-season winning percentage:

<u>Team</u>	<u>Winning Pct.</u>
1. New England	.780 (124-35)
2. Green Bay	.657 (104-54-1)
3. Indianapolis	.648 (103-56)

WINNING WAYS

With a win in Week 15 at Chicago in 2012, Green Bay posted its fourth straight 10-win season, tying a franchise record that was done three other times in club annals (1929-32, 1995-98, 2001-04).

► A victory vs. Tennessee in Week 16 brought the Packers' win total to 47 from 2009-12, which ranks second in franchise history for a four-year period:

<u>Seasons</u>	<u>Regular-Season Wins</u>
1. 1995-98	48
2. 2009-12	47
3. 1994-97	46

► Green Bay's six 10-win regular seasons since 2009 are No. 2 in the NFL behind New England's seven.

► A look at the top regular-season win totals in the league since 2009:

<u>Team</u>	<u>Regular-Season Wins (Since 2009)</u>
1. New England	85
2. Green Bay	77
3. Pittsburgh	69
4t. Denver	68
4t. New Orleans	68

► The Packers are the only NFC team and one of two teams in the league (New England) to make the playoffs each of the past seven seasons (2009-15).

► Including playoffs, the Packers have won 83 games since 2009, which ranks **No. 2 in the league** over that span:

<u>Team</u>	<u>Total Wins (Since 2009)</u>
1. New England	92
2. Green Bay	83
3. Baltimore	74
4. New Orleans	73
5. Denver	72



PACKERS VS. VIKINGS - WEEK 17

AMONG THE LEADERS

After an MVP season in 2014, QB **Aaron Rodgers** has performed well this season.

- ▶ Rodgers is **No. 2 in the NFL** with seven games this season with two-plus touchdown passes and zero INTs (New England QB Tom Brady, nine).
- ▶ His 13 games (min. 15 attempts) without an interception in 2014 were the third most in a regular season in NFL history. He has nine this season, **tied for No. 2 in the NFL** (NE QB Tom Brady, nine / KC QB Alex Smith, 11).
- ▶ Rodgers recorded 11 touchdown passes and zero interceptions through the first four contests this season to become just the third QB in NFL history to throw 11-plus touchdown passes with zero interceptions in the first four games of a season (Peyton Manning, 16/0 in 2013; Don Meredith, 14/0 in 1966).
- ▶ Below is where Rodgers ranks among the league leaders in several categories so far in 2015:

Quarterback	TD/INT Ratio (2015)
1. Tom Brady, NE	5.14
2. Aaron Rodgers, GB	4.29
3. Russell Wilson, SEA	3.88
4. Alex Smith, KC	3.60
5. Andy Dalton, CIN	3.57

Quarterback	INT Percentage (2015)
1. Alex Smith, KC	1.1
2. Tom Brady, NE	1.2
3. Aaron Rodgers, GB	1.3
4. Josh McCown, CLE	1.4
5. Tyrod Taylor, BUF	1.7

Quarterback	25-Plus-Yard Passes (2015)
1t. Blake Bortles, JAX	37
1t. Tom Brady, NE	37
3. Aaron Rodgers, GB	36
4t. Drew Brees, NO	35
4t. Carson Palmer, ARI	35

Quarterback	Passing TDs (2015)
1. Tom Brady, NE	36
2. Blake Bortles, JAX	35
3. Carson Palmer, ARI	34
4t. Eli Manning, NYG	33
4t. Cam Newton, CAR	33
6t. Drew Brees, NO	31
6t. Derek Carr, OAK	31
6t. Russell Wilson, SEA	31
9. Aaron Rodgers, GB	30

Quarterback	Rushing Yards (2015)
1. Cam Newton, CAR	626
2. Russell Wilson, SEA	541
3. Tyrod Taylor, BUF	517
4. Alex Smith, KC	437
5. Aaron Rodgers, GB	332

- ▶ Rodgers has recorded 10 games with multiple passing touchdowns this season, **tied for No. 6 in the NFL**:

Player	Games With Multiple TD Passes (2015)
1. Tom Brady, NE	13
2. Derek Carr, OAK	11
3t. Blake Bortles, JAX	11
3t. Ryan Fitzpatrick, NYJ	11
3t. Carson Palmer, ARI	11
6t. Aaron Rodgers, GB, two others	10

- ▶ Rodgers owns three of the top four single-season totals in touchdown passes in franchise history:

Player	TD Passes
1. Aaron Rodgers, 2011	45
2t. Aaron Rodgers, 2012	39
2t. Brett Favre, 1996	39
4t. Aaron Rodgers, 2014	38
4t. Brett Favre, 1995	38

- ▶ A look at where Rodgers ranks in the NFL in several categories **since 2011** (min. 600 attempts):

Quarterback	Passer Rating (Since 2011)
1. Aaron Rodgers, GB	108.4
2. Drew Brees, NO	101.9
3. Peyton Manning, IND/DEN	101.8

Quarterback	TD Passes (Since 2011)
1. Drew Brees, NO	192
2. Aaron Rodgers, GB	169
3. Tom Brady, NE	167

Quarterback	Yards/Attempt (Since 2011)
1. Aaron Rodgers, GB	8.10
2. Russell Wilson, SEA	8.07
3. Peyton Manning, IND/DEN	7.89

Quarterback	Completion Pct. (Since 2011)
1. Drew Brees, NO	67.9
2. Peyton Manning, IND/DEN	66.5
3. Tony Romo, DAL	66.3
4. Philip Rivers, SD	66.0
5. Matt Ryan, ATL	65.9
6. Aaron Rodgers, GB	65.5

Quarterback	TD/INT Ratio (Since 2011)
1. Aaron Rodgers, GB	5.28 (169/32)
2. Tom Brady, NE	3.55 (167/47)
3. Alex Smith, KC	3.18 (89/28)

Quarterback	Yards/Completion (Since 2011)
1. Cam Newton, CAR	12.66
2. Brian Hoyer, NE/ARI/CLE/HOU	12.57
3. Carson Palmer, OAK/ARI	12.50
4. Russell Wilson, SEA	12.48
5. Aaron Rodgers, GB	12.37



PACKERS VS. VIKINGS - WEEK 17

A RATINGS SUCCESS

Since taking over as the starter in 2008, **QB Aaron Rodgers is tied for No. 1 in the NFL** in 100-plus passer rating games (min. 15 attempts) over that span:

<u>Quarterback</u>	<u>100-Rating Games (Since '08)</u>
1t. Aaron Rodgers, GB	66
1t. Drew Brees, NO	66
3. Philip Rivers, SD	59

► A look at where Rodgers ranks in the NFL **since 2011** (min. 15 att.):

<u>Quarterback</u>	<u>100-Rating Games</u>
1. Drew Brees, NO	42
2. Aaron Rodgers, GB	41
3. Tom Brady, NE	39

► Rodgers is **No. 1 in the NFL** since the start of the 2014 regular season (min. 15 att.) with seven games with a passer rating over 130.0:

<u>Quarterback</u>	<u>130-Rating Games (Since 2014)</u>
1. Aaron Rodgers, GB	7
2. Tony Romo, DAL	6

► Since 2011, Rodgers **leads the NFL** in games with a passer rating of at least 130.0 (min. 15 att.):

<u>Quarterback</u>	<u>130-Rating Games (Since 2011)</u>
1. Aaron Rodgers, GB	18
2. Drew Brees, NO	14
3. Tony Romo, DAL	12
4. Peyton Manning, DEN	11

► Rodgers, Pittsburgh QB Ben Roethlisberger and Washington QB Kirk Cousins are the only quarterbacks in the NFL to have two 150-plus rating games since the start of the 2014 regular season.

PUTTING UP THE POINTS

Dating back to 2014, QB **Aaron Rodgers is No. 2 in the league** in the regular season in both touchdown passes (68) and touchdown percentage (6.5).

► Rodgers has recorded at least three touchdown passes in 11 games since the start of last season, **No. 2 in the NFL**:

<u>Player</u>	<u>Games With 3+ Passing TDs (Since 2014)</u>
1. Philip Rivers, SD	12
2. Aaron Rodgers, GB	11
3t. Tom Brady, NE	10
3t. Drew Brees, NO	10
3t. Eli Manning, NYG	10

► Since becoming the starter in 2008, he has 46 games with at least three touchdown passes during the regular season, **No. 2 in the league** over that span:

<u>Player</u>	<u>Games With 3+ Passing TDs (Since 2008)</u>
1. Drew Brees, NO	53
2. Aaron Rodgers, GB	46

TAKING HIS PLACE AMONG THE GAME'S BEST

Rodgers surpassed the 1,500-attempt plateau for his career in 2010, the benchmark to qualify for passer rating in the NFL record book.

► Rodgers ranks **No. 1 in NFL history** in career passer rating:

<u>Quarterback</u>	<u>Career Passer Rating</u>
1. Aaron Rodgers, GB	104.4
2. Russell Wilson, SEA	101.4
3. Tony Romo, DAL	97.1
4. Steve Young, TB/SF	96.8
5. Peyton Manning, IND/DEN	96.5

► In 118 career regular-season starts, Rodgers has eclipsed the century mark in passer rating 66 times and recorded 43 games of 300-plus yards.

► Rodgers went over the 30,000-yard passing mark for his career in Week 6 vs. San Diego. He reached the mark on his 3,652nd attempt, the fewest attempts needed in NFL history, as he bested the previous record held by QB Johnny Unitas (3,695 attempts).

► Rodgers reached the mark in his 116th career game, the fourth fewest in NFL history.

► Rodgers reached 250 touchdown passes in Week 12. He did in his 121st career game, surpassing MIA QB Dan Marino (128) for the NFL record.

► Where Rodgers ranks among active NFL quarterbacks **since he took over as the starter in 2008** (min. 1,000 attempts):

<u>Quarterback</u>	<u>Passing Yards (Since 2008)</u>
1. Drew Brees, NO	39,391
2. Philip Rivers, SD	34,531
3. Eli Manning, NYG	32,504
4. Matt Ryan, ATL	32,423
5. Aaron Rodgers, GB	31,779
6. Tom Brady, NE	31,524

<u>Quarterback</u>	<u>Passing TDs (Since 2008)</u>
1. Drew Brees, NO	293
2. Aaron Rodgers, GB	255
3. Philip Rivers, SD	235

<u>Quarterback</u>	<u>Passer Rating (Since 2008)</u>
1. Aaron Rodgers, GB	104.9
2. Russell Wilson, SEA	101.4
3. Drew Brees, NO	100.5

<u>Quarterback</u>	<u>Yards/Attempt (Since 2008)</u>
1. Russell Wilson, SEA	8.07
2. Aaron Rodgers, GB	8.06
3. Philip Rivers, SD	7.93

<u>Quarterback</u>	<u>INT Percentage (Since 2008)</u>
1. Tom Brady, NE	1.5
2. Aaron Rodgers, GB	1.6
3. Alex Smith, SF/KC	1.8

<u>Quarterback</u>	<u>25-Yard Passes (Since 2008)</u>
1. Drew Brees, NO	298
2. Aaron Rodgers, GB	281
3. Eli Manning, NYG	260
4. Philip Rivers, SD	258

<u>Quarterback</u>	<u>Rushing Yards (Since 2008)</u>
1. Cam Newton, CAR	3,197
2. Russell Wilson, SEA	2,418
3. Michael Vick, PHI/NYJ	2,250
4. Aaron Rodgers, GB	2,116



PACKERS VS. VIKINGS - WEEK 17

GROUP EFFORT

The Green Bay Packers are using many players from numerous positions in the passing game this season.

- ▶ Green Bay is **one of two teams in the NFL** (Arizona Cardinals) to have three players with six or more receiving touchdowns this season:

Player	Receiving TDs (2015)
WR James Jones	8
TE Richard Rodgers	7
WR Randall Cobb	6

- ▶ The Packers have five players with 40-plus receptions this season for only the third time (1980, 2010) since 1940.
- ▶ Dating back to 1960, this is the sixth time (six in 2011 / five in 1998, 1995, 1994 and 1980) the Packers have had five or more players with 370-plus receiving yards each in a season:

Player	Receptions	Receiving Yards
WR Randall Cobb	73	792
WR James Jones	46	788
TE Richard Rodgers	51	451
WR Davante Adams	46	429
RB James Starks	40	374

- ▶ Green Bay had five receivers with 50-plus yards against the Lions in Week 10, the first time doing so since the 2011 finale vs. Detroit. It was also the first time with QB **Aaron Rodgers** as the starter.
- ▶ WR **Randall Cobb** set a single-game career high with three touchdown receptions in Week 3 vs. KC. It was the most by a Packers receiver since WR **James Jones** caught three at Chicago on Dec. 16, 2012.
- ▶ Jones is **tied for No. 3 in the NFL** with five touchdown receptions of 25-plus yards this season:

Player	25-Plus Yard TD Receptions
1t. Odell Beckham Jr., NYG	6
1t. Brandin Cooks, NO	6
3t. James Jones, GB	5
3t. Doug Baldwin, SEA	5
3t. Michael Crabtree, OAK	5

- ▶ Dating back to 1960, Cobb and Jones joined Carroll Dale (1968), Keith Jackson (1996), James Lofton (1983) and Ed West (1989) as the only Packers to record four receiving touchdowns in the team's first three games of a season.
- ▶ For the fourth time in his career (2011, twice in 2012) Jones recorded a touchdown reception in three consecutive games (Weeks 1-3).
- ▶ TE **Richard Rodgers** recorded a career-best two touchdown receptions against the Carolina Panthers in Week 9, the most by a Green Bay tight end since Jermichael Finley recorded three on Sept. 25, 2011, at Chicago.
- ▶ It marked just the eighth time since 2000 that a Packers tight end registered multiple touchdown receptions in a regular-season game.
- ▶ In Week 13 at Detroit, Rodgers set a franchise record for the most receiving yards by a tight end in a regular-season game, recording eight receptions for 146 yards (18.3 avg.) and one touchdown, a 61-yarder to win the game with no time left on the clock.

- ▶ With 51 receptions this season, Rodgers is just the sixth Green Bay tight end to reach 50 receptions in one season according to STATS LLC:

Player	Receptions
Richard Rodgers, 2015	51
Jermichael Finley, 2012	61
Jermichael Finley, 2011	55
Jermichael Finley, 2009	55
Bubba Franks, 2002	54
Mark Chmura, 1995	54
Jackie Harris, 1992	55
Paul Coffman, 1983	54
Paul Coffman, 1981	55
Paul Coffman, 1979	56

- ▶ Rodgers is **tied for No. 5 among NFL tight ends** in touchdown receptions this season:

Player	Receiving TDs
1. Tyler Eifert, CIN	12
2t. Rob Gronkowski, NE	11
2t. Jordan Reed, WAS	11
4. Gary Barnidge, CLE	9
5t. Richard Rodgers, GB	7
5t. Greg Olsen, CAR	7

- ▶ Dating back to 1960, Rodgers' seven touchdown receptions this season are tied for the **sixth most among Packers tight ends** in a single season (according to STATS LLC):

Player	Receiving TDs
1. Paul Coffman, 1983	11
2. Keith Jackson, 1996	10
3t. Paul Coffman, 1984	9
3t. Bubba Franks, 2001	9
5. Jermichael Finley, 2011	8
6t. Richard Rodgers, 2015	7
6t. Mark Chmura, 1995	7
6t. Tyrone Davis, 1998	7
6t. Bubba Franks, 2004	7
6t. Bubba Franks, 2002	7
6t. Ron Kramer, 1962	7

- ▶ Rodgers has nine career receiving touchdowns. According to the Elias Sports Bureau, that is the **second most by a Packers tight end** in the first two seasons of his career, dating back to 1970:

Player	Receiving TDs	GP/GS
1. Bubba Franks, 2000-01	10	32/27
2. Richard Rodgers, 2015	9	31/16
3t. Jermichael Finley, 2008-09	6	27/11
3t. Rich McGeorge, 1970-71	6	28/14

- ▶ TE **Justin Perillo** registered a career-high five catches for a career-best 58 yards (11.6 avg.) in Week 10 against Detroit, including the first touchdown grab of his career.



PACKERS VS. VIKINGS - WEEK 17

THE GROUND GAME

The combination of RBs **Eddie Lacy** and **James Starks** has led a rushing attack that ranks **No. 10 in the NFL** (118.3 ypg) this season.

- ▶ Green Bay has rushed for 120-plus yards in eight games this season, **tied for No. 5 in the NFL**.
- ▶ The Packers have recorded 1,774 rushing yards this season, the seventh most they have posted in the first 15 games dating back to 1990:

<u>Year</u>	<u>Rushing Yards in First 15 Games (Since 1990)</u>
1. 2003	2,296
2. 2013	1,976
3. 2004	1,848
4. 2002	1,819
5. 1997	1,807
6. 2009	1,776
5. 2015	1,774

- ▶ Green Bay is averaging 4.33 yards per carry this season, which is on pace to rank sixth among Packers' teams since 1990:

<u>Year</u>	<u>Yards Per Carry (Since 1990)</u>
1. 2003	4.85
2. 2013	4.65
3. 2004	4.50
4. 2014	4.45
5. 2009	4.40
6. 2015	4.33

- ▶ The Packers have recorded 25-plus carries and 100-plus yards 20 times in the last 27 regular-season games (Weeks 5-8, 10-17 of 2014 and Weeks 1-4, 11-15 of 2015), averaging at least 4 yards a carry 14 times during that span.
- ▶ Dating back to the 2013 regular season, Green Bay is 21-4 in the last 24 games it ran the ball at least 25 times, including 18-3 since the start of the 2014 regular season. The Packers are 81-17-1 under Head Coach **Mike McCarthy** when running the ball 25-plus times.
- ▶ In Weeks 11-12, RB **Eddie Lacy** recorded back-to-back 100-yard rushing games for the first time in his career (100 and 105 yards).
- ▶ Lacy recorded a season-best 124 yards on 24 carries (5.2 avg.) in Week 14. It fueled a rushing attack that produced 230 yards on 44 carries (5.2 avg.), the Packers most rushing yards in a regular-season game since Nov. 29, 2004, vs. St. Louis (231 yards on 28 carries).
- ▶ In Week 14 against Dallas, Lacy also matched career highs by rushing for nine first downs (at MIN, Nov. 23, 2014) and recording five runs of 10-plus yards (at DAL, Dec. 15, 2013 / vs. MIN, Oct. 2, 2014).
- ▶ RB **James Starks** has set a career high with 951 yards from scrimmage this season, surpassing the 794 he recorded in 2011.
- ▶ Starks is one of only five running backs in the NFL this season with 570-plus rushing yards and 370-plus receiving yards (Devonta Freeman, Lamar Miller, Mark Ingram, Giovani Bernard).
- ▶ Starks has put together two of the finest rushing games of his career this season. In Week 2, he carried the ball 20 times for 95 yards (4.8 avg.), and in Week 6, he racked up 112 yards on just 10 carries (11.2 avg.), becoming the first Packers player to rush for 100-plus yards on 10 or fewer carries since RB Brandon Jackson at Washington on Oct. 10, 2010 (115 yards on 10 carries).

- ▶ Starks' average of 11.2 yards per carry against San Diego is the second highest in a game by an NFL back this season (min. 10 att.).

<u>Player</u>	<u>Yards Per Carry</u>
1. Lamar Miller, MIA vs. HOU	12.5 (175 on 14 car.)
2. James Starks, GB vs. SD	11.2 (112 on 10 car.)
3. Mark Ingram, NO at IND	10.2 (143 on 14 car.)

- ▶ In Week 6, Starks registered the longest run of his career, a 65-yard touchdown that was also the longest by a Green Bay player since RB DeShawn Wynn's 73-yard touchdown vs. Detroit on Dec. 28, 2008. Starks also recorded a 5-yard touchdown reception against San Diego, giving him the first two touchdown game of his career and becoming the first Packer to post a 50-yard touchdown run and a touchdown reception in the first quarter of a game since RB Dorsey Levens did so at Indianapolis on Nov. 16, 1997.
- ▶ Starks has set new career bests in receptions (40), receiving yards (374) and touchdown receptions (three) this season.

RACKING UP POINTS

K Mason Crosby is moving his way up the record books.

- ▶ Crosby passed Ryan Longwell in Week 2 to become the franchise career points leader:

<u>Player</u>	<u>Career Points</u>
1. Mason Crosby, 2007-15	1,138
2. Ryan Longwell, 1997-2004	1,054
3. Don Hutson, 1935-45	823

- ▶ In Week 6, Crosby (294) eclipsed Longwell (277) for the most field goal attempts in Packers' history.
- ▶ Crosby (1,239) passed Longwell (1,119) for the most points scored in the regular and postseason combined in franchise history.
- ▶ In Week 11, he tied the single-game team record with five field goals and became the first player in NFL history to have five field goals of 40-plus yards in a game. In the same game, Crosby connected on a 52-yard field goal, extending his career franchise record for the most 50-yard FGs to 26.
- ▶ Crosby has 101 points this season, giving him the ninth 100-point season of his career and passing with Ryan Longwell (1997-2004) for the franchise record.
- ▶ Crosby is one of four kickers in the NFL to make every extra point attempt (min. 22) this season (35-35). Of those four, his 35 XP attempts are the second most (NE K Stephen Gostkowski, 51-51).
- ▶ With 1,037 points from 2007-14, Crosby passed NE K Stephen Gostkowski (1,023) for the most points by an NFL player in his first eight regular seasons.
- ▶ Including 2013, Crosby made 19 consecutive field goals in the regular season, until his final kick against the Bears was blocked in Week 4 of 2014. He now owns the two longest consecutive field-goal streaks in franchise history (23 straight from 2010-11).
- ▶ Dating back to the 2013 regular season, Crosby made at least one FG in 17 consecutive regular-season games before not getting an attempt in Week 3 at Detroit last year. It is the longest streak in team history.

<u>Player</u>	<u>Consec. Games/FG</u>
1. Mason Crosby, 2013-14	17
2. Ryan Longwell, 2004-05	15



PACKERS VS. VIKINGS - WEEK 17

CLAY FINDS HIS WAY TO THE BALL

LB **Clay Matthews'** impact on opposing offenses continues to be felt beyond sacks due to the multiple positions he plays.

- ▶ Through 15 games this season, Matthews has recorded 5.5 sacks (second on the team), 14 QB hits (No. 1 on the team), and 82 tackles (No. 2 on the team). He is also one of three players (Micah Hyde, Sam Shields) on the team to have an interception and a fumble recovery.
- ▶ Dating back to 2010, Matthews (2010, 2011, 2014) and teammate LB **Julius Peppers** (2010, 2013, 2014) are the only players in the NFL to register at least one interception, one forced fumble and five sacks in three separate seasons.
- ▶ Matthews was one of three players in the league with at least one interception, one forced fumble and 10 sacks last season:

Player	Sacks (2014)
1. J.J. Watt, HOU	20.5
2. Clay Matthews, GB	11.0
3. DeMarcus Ware, DEN	10.0

- ▶ Matthews, Peppers and Panthers DE Jared Allen are the only players in the NFL with five-plus interceptions and 45-plus sacks since 2009. Matthews has six interceptions and 66.5 sacks, Peppers has seven interceptions and 64.5 sacks and Allen has five interceptions and 78.5 sacks.
- ▶ Since Week 8 of last season, Matthews is **tied for No. 11 in the NFL** in sacks over that span (15).
- ▶ He finished the 2014 regular season second among Packers linebackers with 69 tackles, which is tied for the third most (2011) he recorded in his career (82 in 2015, 83 in 2010). His six passes defended also tied for the second most (2009) he recorded in a single season (nine in 2011). His two forced fumbles in 2014 tied for the third most he has registered in a season.
- ▶ His 66.5 sacks since entering the NFL in 2009 are **No. 7 in the league** over that span.
- ▶ Matthews is **tied for No. 1 in team history** in 10-sack seasons and is **No. 4** in two-sack games:

Player	10-Sack Seasons
1t. Clay Matthews, 2009-10, 2012, 2014	4
1t. Reggie White, 1993, 1995, 1997-98	4
1t. Kabeer Gbaja-Biamila, 2001-04	4

Player	Two-Sack Games
1. Reggie White, 1993-98	16
2. Kabeer Gbaja-Biamila, 2000-08	15
3. Tim Harris, 1986-90	14
4. Clay Matthews, 2009-15	13

- ▶ Matthews ranks **No. 3 in team history** with 66.5 career sacks (games played in parentheses):

Player	Career Sacks
1. Kabeer Gbaja-Biamila, 2000-08	74.5 (124)
2. Reggie White, 1993-98	68.5 (95)
3. Clay Matthews, 2009-15	66.5 (100)

STILL GOING STRONG

Packers LB **Julius Peppers** continues to show that age is just a number. He has registered a team-high 9.5 sacks this season.

- ▶ Peppers has recorded a half sack or more in eight games this season, which is **tied for the seventh most in the NFL**.
- ▶ Dating back to last season, he has 14.0 sacks in the last 19 games (including playoffs).
- ▶ Peppers and Houston Texans DE J.J. Watt were the only players in the NFL last season to have at least one sack (seven), a forced fumble (four), a fumble recovery (three), an interception (two) and a defensive touchdown (two).
- ▶ For the fifth time in his career, Peppers recorded a sack, an interception, a forced fumble and a fumble recovery in a season (2004 / 2007 / 2009 / 2013 / 2014). Dating back to 2002 when he entered the league, that is **tied for the second-most seasons in the NFL** to record a stat in all four categories.
- ▶ Peppers is **No. 2 among active players** with 135.0 career sacks during the regular season:

Player	Career Sacks
1. Jared Allen (KC/MIN/CHI/CAR)	136.0
2. Julius Peppers (CAR/CHI/GB)	135.0
3. DeMarcus Ware (DAL/DEN)	133.5
4. Robert Mathis (IND)	116.0
5. Dwight Freeney (IND/SD/ARI)	118.5

- ▶ In Week 15, Peppers recorded 2.5 sacks to move up to **No. 10 in NFL history** with 135.0 career sacks (since 1982).
- ▶ Peppers recorded a sack and forced fumble on Detroit QB Matthew Stafford in Week 13. According to STATS LLC, he ranks **No. 5 in the NFL** in forced fumbles since 1994:

Player	Career Forced Fumbles
1t. John Abraham (NYJ/ATL/ARI)	48
1t. Jason Taylor (MIA/WAS/NYJ)	48
3t. Dwight Freeney (IND/SD/ARI)	47
3t. Robert Mathis (IND)	47
5. Julius Peppers (CAR/CHI/GB)	45

- ▶ In Week 11 against the Eagles (2014), Peppers recorded his 11th career interception, returning it 52 yards for touchdown to become the first player in NFL history with 100 career sacks and four interception returns for touchdowns. He also became the first linebacker in Packers' history to post two interception returns for touchdowns in the same season.
- ▶ He is the **only player in NFL history** to register at least 10 interceptions and 100.0 sacks (since 1982):

Player	Career INTs	Career Sacks
1. Julius Peppers	11	135.0
2. Lawrence Taylor	9	132.5



PACKERS VS. VIKINGS - WEEK 17

CONTINUAL IMPACT

In his young career, DT **Mike Daniels** has seen his playing time steadily increase as well as his production. After playing in 14 games as a rookie in 2012, he has played in every game since the start of the 2013 season. He led Green Bay's defensive line with 5.5 sacks and was the team leader in quarterback hits (19) and pressures (22) during the 2014 regular season.

- ▶ This season, Daniels leads the Packers' defensive line in tackles (63) and sacks (four). He is third on the team with 12 QB hits.
- ▶ In Week 5 versus St. Louis, he tied for the team lead with a career-best nine tackles (eight solo).
- ▶ Daniels registered his first career interception in Week 16 at Arizona, returning it 23 yards. According to STATS LLC it was the first interception by a Packers DT since Cullen Jenkins on Oct. 18, 2009. Dating back to 1960, his 23 interception return yards were the most by a Green Bay DT on an interception.
- ▶ Daniels is third on the Packers with 16.0 sacks since the start of the 2013 season (Peppers-16.5 / Matthews-24.0). His 16.0 sacks are **tied for No. 8 among NFL defensive tackles** over that span, according to STATS LLC:

Player	Sacks 2013-15
1. Gerald McCoy, TB	26.5
2. Jurrell Casey, TEN	22.5
3. Aaron Donald, STL	20.0
4t. Marcell Dareus, BUF	19.5
4t. Ndamukong Suh, DET/MIA	19.5
6. Geno Atkins, CIN	19.0
7. Kyle Williams, BUF	17.0
8t. Mike Daniels, GB	16.0
8t. Kawann Short, CAR	16.0

STIFLING SIGNAL-CALLERS

Since 2009, opposing quarterbacks have completed 2,269 of 3,907 passes (58.1 percent) for 27,556 overall yards and 174 touchdowns with 147 interceptions against the Packers. The 79.0 passer rating registered by opposing signal-callers over that span ranks **No. 2 in the NFL**:

Team	Opp. Passer Rating (Since 2009)
1. New York Jets	79.0
2. Green Bay	79.0
3. Cincinnati	79.1
4. Seattle	79.5
5. Arizona	79.9

- ▶ Green Bay has held opposing starting quarterbacks to a passer rating of less than 80 in 52 of 111 games since 2009, including 13 of its last 31 games. The Packers have a **48-4 mark (.923)** in those contests.
- ▶ So far this season, the Packers are **No. 7 in the NFL** in opponent passer rating (81.3).
- ▶ A look at the Packers' record by opponent passer rating since 2009:

Passer Rating	GB Record Since 2009
Less than 70	36-3 (.923)
70-79	11-1 (.917)
80-89	16-6 (.727)
90-99	3-7 (.300)
100-plus	11-16-1 (.411)

DEFENSE SHIELD

The Packers' secondary is led by veteran cornerback **Sam Shields**, who earned his first trip to the Pro Bowl after a 2014 season that saw him record multiple interceptions for the fifth consecutive season.

- ▶ With three interceptions this season (tied for the team high), Shields has registered multiple interceptions in each season from 2010-15.
- ▶ This season, he recorded interceptions in back-to-back games for the first time in his career (Weeks 3-4).
- ▶ Including playoffs, Shields is **tied for No. 2 in the NFL** among active players in interceptions since 2010:

Player	Interceptions (Since 2010)
1. Richard Sherman, SEA	28
2t. Sam Shields, GB	23
2t. Tramon Williams, GB/CLE	23
2t. Reggie Nelson, CIN	23
5. Earl Thomas, SEA	22

- ▶ Shields registered an interception during the NFC Championship Game at Seattle last season, giving him a franchise-record five career interceptions in the postseason.

MAKING AN IMPACT

S Ha Ha Clinton-Dix has been a presence on the Packers' defense since his rookie season.

- ▶ After starting 10 of 16 games and both postseason contests last season, he has started every game this season.
- ▶ Clinton-Dix finished second on the team with 95 tackles (73 solo) in 2014 and currently leads the Packers with 111 tackles (92 solo) this season.
- ▶ The second-year player registered a total of three interceptions last season (including playoffs). He is tied for third on the team with two this season.
- ▶ According to STATS LLC, his two sacks on the season are tied for the fifth most among NFL safeties.
- ▶ He has registered eight-plus tackles in eight games this season, including setting career highs in both total tackles (12) and solo tackles (11) in the Week 10 game vs. Detroit, in which he also registered an interception.
- ▶ Clinton-Dix has led the Packers in solo tackles a team-high four times this season.

GOOD FIRST IMPRESSION

Packers rookie CBs **Damarious Randall** and **Quinten Rollins** have stepped in and contributed in their first NFL season.

- ▶ Both Randall and Rollins have returned an interception for a touchdown this season, marking the first time the Packers had two rookies/first-year players post INT returns for TDs in the same season since 1921 (Nate Abrams, Billy DuMoe).
- ▶ Randall leads the Packers with 16 passes defended and is tied for the team lead with three interceptions.
- ▶ Both players rank near the top of NFL rookies in interceptions this season:

Player	Interceptions
1. Marcus Peters, KC	8
2t. Damarious Randall, GB	3
2t. Delvin Breaux, NO	3
4t. Quinten Rollins, GB	2
4t. Kwon Alexander, TB	2
4t. Ronald Darby, BUF	2
4t. Jordan Hicks, PHI	2



PACKERS VS. VIKINGS - WEEK 17

ON THE ROAD AGAIN

Green Bay went 7-1 away from Lambeau Field in 2011, with the seven road wins setting a single-season franchise record.

- ▶ The Packers have been able to stay above the .500 mark on the road during Head Coach **Mike McCarthy's** tenure, a notable achievement in the National Football League.
- ▶ Since 2006, McCarthy's first season as the head coach in Green Bay, only nine of 32 NFL teams have regular-season road records above .500.

Team	W-L Record	Pct.
1. New England	55-24-0	.696
2. Indianapolis	46-34-0	.575
3. Philadelphia	44-34-1	.563
4t. Green Bay	45-35-0	.563
4t. Dallas	45-35-0	.563
6t. Denver	43-37-0	.538
6t. N.Y. Giants	43-37-0	.538
8. New Orleans	42-37-0	.532
9. Pittsburgh	41-38-0	.519
10. Chicago	40-40-0	.500

316 AND COUNTING

Another packed house at Lambeau Field against the Cowboys in Week 14 brought the stadium's consecutive-sellouts streak to 316 regular-season games (not including replacement games).

- ▶ The league's longest-tenured stadium, Lambeau Field is hosting its 59th season of football in 2015. Including the playoffs, a total of 704,818 fans made their way through the turnstiles for the nine games last season. For the victory over Dallas in the Divisional round, Packers fans set a new Lambeau Field paid attendance record (79,704).
- ▶ Across American professional sports, only Boston's Fenway Park (1912) and Chicago's Wrigley Field (1914) have longer tenures.

THE LAMBEAU ADVANTAGE

The crown jewel of the National Football League, Lambeau Field has long been known as one of the tougher venues to play in, particularly during the harsh Wisconsin winter.

- ▶ Re-establishing home-field advantage after a 4-4 mark in 2008 was one of the goals of 2009, and with the Packers finishing 6-2 at home, they accomplished that goal. Green Bay followed that up with a 7-1 mark at Lambeau Field in 2010, a perfect 8-0 record in 2011, the first undefeated home mark since 2002, and a 7-1 mark in 2012. Last season, the Packers were one of two teams to finish undefeated at home during the regular season (Denver).
- ▶ Head Coach **Mike McCarthy** stated consistently upon his arrival in Green Bay that one of the team's goals would be to reclaim the mystique of playing at Lambeau Field. Mission accomplished. The team is 59-19-1 (.753) at home in the regular season since 2006.
- ▶ Since **Ron Wolf** and **Mike Holmgren** began the revitalization of the franchise in 1992, Green Bay owns the best home record in the NFL. A look at the top regular-season home W-L records since the '92 season:

Team	W-L Record	Pct.
1. Green Bay	146-44-1	.767
2. New England	139-53-0	.724
3. Pittsburgh	138-53-1	.721

HOT AT HOME

Since the start of 2009, the Packers have been one of the best teams in the league at home during the regular season:

Team	W-L Record	Pct.
1. New England	51-5-0	.911
2. Green Bay	45-9-1	.827
3. Baltimore	42-14-0	.750
4t. Seattle	40-16-0	.714
4t. Pittsburgh	40-16-0	.714

IN THE FREE-AGENCY ERA

Talk of unrestricted free agency in the early '90s led many to forecast tough times for the small-town Green Bay Packers.

- ▶ However, Green Bay has remained among the most successful teams since the advent of free agency in 1993. The Packers have won 10 or more games 15 times since '93 and captured 10 division crowns.
- ▶ A look at the most successful teams in the free-agency era:

Team	W-L Since '93	Pct.	Playoff Berths
1. New England	246-121-0	.670	17*
2. Green Bay	235-131-1	.642	17*
3. Pittsburgh	229-137-1	.625	14
4. Denver	223-144-0	.608	13*
5. Indianapolis	216-151-0	.589	16

*Clinched Playoff berth in 2015

IN THE LEAGUE RANKINGS 2015 REGULAR SEASON



GREEN BAY (Team)

Category	NFC	NFL
Turnover Margin (+5)	4t	8t
Points Scored (23.7)	6	13
Points Allowed (20.2)	5	10
Total Offense (333.5)	12	24
Rushing (118.3)	8	10
Passing (215.3)	12	26
Total Defense (353.7)	10	19
vs. Rush (116.9)	9	21
vs. Pass (236.7)	7	13
Third-Down Offense (35.2%)	14	27
Third-Down Defense (36.8%)	5	10
Red-Zone Offense (56.3%)	6	16
Red-Zone Defense (57.5%)	9	16

MINNESOTA (Team)

Category	NFC	NFL
Turnover Margin (+5)	4t	8t
Points Scored (23.0)	8	15
Points Allowed (19.3)	3	6
Total Offense (326.5)	13	26
Rushing (137.3)	4	5
Passing (189.1)	15	31
Total Defense (343.8)	6	14
vs. Rush (111.5)	6	18
vs. Pass (232.3)	6	9
Third-Down Offense (39.4%)	9	17
Third-Down Defense (36.1%)	4	8
Red-Zone Offense (50.0%)	12t	24t
Red-Zone Defense (46.2%)	3	4

GREEN BAY (Individual)

Category	NFC	NFL
Passing: A.Rodgers (93.7)	7	12t
Rushing: Lacy (724)	11	19
Receptions: Cobb (73)	11t	22t
Rec. Yds.: Cobb (792)	15	36
Interceptions: Randall/Shields (3)	8t	19t
Sacks: Peppers (9.5)	4t	11t














MINNESOTA (Individual)

Category	NFC	NFL
Passing: Bridgewater (90.6)	10	21
Rushing: Peterson (1,418)	1	1
Receptions: Diggs (51)	29t	58t
Rec. Yds.: Diggs (712)	23	48
Interceptions: Newman (3)	8t	19t
Sacks: Griffen (8.5)	8t	16t



2015 SCHEDULE NOTES

2015 OPPONENTS

		NFL Rank (2015)	
	Record	Offense	Defense
 Chicago Bears(6-9)	(6-9)	20	16
 Seattle Seahawks.....(9-6)	(9-6)	5	2
 Kansas City Chiefs.....(10-5)	(10-5)	25	8
 at San Francisco 49ers..(4-11)	(4-11)	31	28t
 St. Louis Rams.....(7-8)	(7-8)	32	21
 San Diego Chargers....(4-11)	(4-11)	6	18
 at Denver Broncos.....(10-4)	(10-4)	19	1
 at Carolina Panthers ...(14-1)	(14-1)	10	4
 Detroit Lions.....(6-9)	(6-9)	18	17
 at Minnesota Vikings...(10-5)	(10-5)	26	14
 Dallas Cowboys(4-11)	(4-11)	28	12
 at Oakland Raiders(7-8)	(7-8)	22	22
 at Arizona Cardinals....(13-2)	(13-2)	1	5

A LOOK AT THE SCHEDULE

The Green Bay Packers' 95th NFL regular-season schedule is headlined by five prime-time games (subject to flexible scheduling), including a Thanksgiving night game at Lambeau Field against the Chicago Bears, the first home Thanksgiving game since 1923.

- ▶ The Packers honored two of its all-time greats – Brett Favre and Ron Wolf – in halftime ceremonies during the 2015 season, with Wolf's name unveiled next to fellow Pro Football Hall of Famers on the stadium's east side Nov. 15 and Favre's name and retired No. 4 unveiled on Lambeau Field's north façade on Nov. 26.
- ▶ Green Bay's schedule includes seven games against 2014 playoff teams. Three of those games (Dallas, Detroit, Seattle) will be at Lambeau Field, while four (Arizona, Carolina, Denver, Detroit) will come on the road.
- ▶ The Packers opened the season on the road, traveling to Chicago to play the Bears in Week 1 for the first time since 1981.
- ▶ Green Bay spent Week 2 playing a Sunday night game against the Seattle Seahawks. In Week 3, they faced the Kansas City Chiefs on *Monday Night Football*. It was the first time since 2008 that the Packers played their first two home games in primetime. It is the 23rd consecutive season (1993-2015) that the Packers are appearing on *MNF*. Green Bay is 15-8-1 at home on *MNF*, including 5-1 under McCarthy.
- ▶ The Packers traveled to San Francisco in Week 4, the fifth time the Packers and 49ers will meet in the regular or postseason since 2012.
- ▶ The St. Louis Rams visited Lambeau for the first time since 2011 in Week 5, and in Week 6 the Packers hosted the San Diego Chargers for the first time since 2007 and only the fifth time overall. Green Bay improved to 8-2 against the Rams at Lambeau Field (dating back to 1990) and improved to 10-1 all-time versus the Chargers.
- ▶ Following Green Bay's first Week 7 bye since 2007, the Packers traveled to play the Broncos in Denver for the first time on a Sunday night. It was Green Bay's seventh visit to the Mile High City during the regular season and first since a 19-13 overtime victory in 2007. It was a matchup of two of three NFL teams (New England) that have won their division each of the last four years. It was the first of a three-game stretch the Packers will play against 2014 playoff teams.
- ▶ The Packers stayed on the road for a Week 9 game at Carolina, facing the Panthers in back-to-back seasons for the first time since 2007-08. Green Bay fell to 8-5 against the Panthers during the regular season, including 5-3 at Carolina.
- ▶ The second half of the regular season saw Green Bay face division opponents in four consecutive weeks. The Packers faced the Lions at home in Week 10, traveled to play Minnesota in Week 11, came home and played the Bears on Thanksgiving in Week 12 and played at Detroit in another Thursday night game in Week 13. It was the first time Green Bay played division opponents in four consecutive weeks since 2000 (Weeks 14-17) and the first time the Packers played on consecutive Thursdays since 2007 (Weeks 12-13).
- ▶ The Packers' final four regular-season games are bookended by two home contests, which started with Dallas returning to Green Bay in Week 14. Including the postseason, the Packers won their fifth consecutive game against the Cowboys. Green Bay is 11-4 against Dallas at home during the regular and postseason.
- ▶ In Week 15, Green Bay traveled west and won its seventh consecutive game against the Oakland Raiders. The Packers traveled to Arizona to play the Cardinals in Week 16.
- ▶ Green Bay will host the Vikings at Lambeau to close out the regular season, marking the sixth time the two have met in the regular-season finale and first at Lambeau since 1996. Including playoffs, Green Bay has a 8-1-1 mark (.833) against the Vikings at Lambeau Field under Head Coach **Mike McCarthy**.



STREAKS & MILESTONES – REGULAR SEASON

18 RANDALL COBB

- ▶ Joined by WR **Jordy Nelson** as the first duo in franchise history to both catch 10-plus touchdown passes in the same season in 2014.
- ▶ Reached the 1,000-yard receiving mark for the first time in his career last season (1,287). He joined Nelson (1,433) as the the second duo in Packers' history to each reach 1,200 receiving yards in the same season, joining the 2004 duo of Javon Walker (1,382) and Donald Driver (1,208).
- ▶ With a career-best 91 receptions in 2014, seventh most in franchise history, joined Nelson (92) to become the only pair of Packers' players to reach 90 receptions each in the same season.
- ▶ Joined Nelson to become the first duo in NFL history to record 90-plus receptions, 1,200-plus yards and 12-plus touchdown receptions in the same regular season (2014).
- ▶ Cobb and Nelson became just the third set of teammates in NFL history with at least 1,200 receiving yards and 10 touchdowns each in the same season (2014), joining Minnesota's Cris Carter and Randy Moss in 1999 and Denver's Demaryius Thomas and Eric Decker in 2013.
- ▶ Registered a touchdown reception in a career-best six consecutive games (Games 4-9, 2014). It was the longest streak by a Packer since WR Sterling Sharpe (six) in 1994.
- ▶ Set a single-season franchise record with a league-high 2,342 combined net yards in 2012, topping the previous team mark of 2,250 yards by RB Ahman Green in 2003.
- ▶ With 954 receiving yards and 964 kickoff return yards in 2012, became the first person in NFL history to post 900-plus yards in each category in the same season.
- ▶ Has three kick return scores (two punts, one kickoff) in his career, which ties him for No. 2 in franchise history behind only RB Travis Williams' six return TDs (one punt, five kickoffs).

2 MASON CROSBY

- ▶ Is the franchise all-time leader in career points (1,138) and field goal attempts (294) during the regular season.
- ▶ With 1,037 points from 2007-14, passed NE K Stephen Gostkowski (1,023) for the most points by an NFL player in his first eight seasons.
- ▶ Made six consecutive field goals from 50-plus yards during the 2014 season, a franchise record.
- ▶ Ranks No. 1 in team history for the most 100-point seasons with nine.
- ▶ Made 23 straight field goals from Week 13 of 2010 through Week 10 of 2011, the longest regular-season streak in franchise history.
- ▶ In 2011, set a franchise record with a 58-yard field goal in Week 7 at Minnesota, eclipsing the mark of 56 yards he held (Week 1 at Philadelphia, 2010; Week 5 at Atlanta, 2011).

27 EDDIE LACY

- ▶ Became the first player in franchise history to rush for at least 1,000 yards and score 10-plus scrimmage touchdowns in each of his first two seasons (2013-14).
- ▶ With 2,317 rushing yards in 2013-14, passed John Brockington (2,132) for the most by a Packers' running back in his first two NFL seasons.
- ▶ With 13 touchdowns during the 2014 season, joined WRs **Randall Cobb** and **Jordy Nelson** as the first Green Bay trio to each score 10-plus touchdowns in the same season.
- ▶ Was the first Packers back to ever to record 100 yards from scrimmage and a touchdown reception in three consecutive games (Weeks 10-12, 2014).
- ▶ Set a franchise record with nine straight games with more than 100 yards from scrimmage (2014).

- ▶ Became first Green Bay running back to register receptions of 55 yards or more in consecutive games (2014: at NO and vs. CHI).
- ▶ His 123 receiving yards at New Orleans in Week 8 (2014) were the second most by a Green Bay running back since the 1970 AFL-NFL merger, trailing only Eddie Lee Ivery's 128 yards at Tampa Bay on Oct. 12, 1980.
- ▶ Set franchise rookie records in 2013 for rushing yards (1,178), rushing TDs (11) and rushing attempts (284).
- ▶ Tied the team rookie mark for 100-yard rushing games with four (2013).
- ▶ Named NFL Offensive Rookie of the Year by *The Associated Press* and was selected to the Pro Bowl as an injury replacement for Vikings RB Adrian Peterson.

8 TIM MASTHAY

- ▶ Ranks No. 1 in franchise history (min. 150 punts) with a 44.2-yard gross punting average.
- ▶ Has recorded at least one 60-yard punt for six straight seasons (2010-15), a franchise record.
- ▶ In Weeks 13-15 this season, he became the first Packers punter to post a net average of 44-plus yards (min. four punts) in three straight games since net punting average was first tracked in 1976 (according to the Elias Sports Bureau).
- ▶ Set a franchise record with nine punts against Detroit in Week 10.
- ▶ Ranks No. 1 in team annals (since 1976) with 130 punts placed inside the 20-yard line in his career.
- ▶ Set a single-season franchise record with his 45.6-yard gross average in 2011, surpassing Hentrich's 45.0-yard mark in 1997.
- ▶ Tied Sean Landeta's single-season franchise record (1998) by placing 30 punts inside the 20-yard line in 2012.
- ▶ Holds the top four single-season marks for net punting average in franchise history (since 1976) with a 38.95 average in 2013, a 38.93 average in 2012, a 38.56 average in 2011 and a 37.65 average in 2010.

52 CLAY MATTHEWS

- ▶ Led the team with 11.0 sacks in 2014 and earned his fifth trip to the Pro Bowl. Ranks No. 3 in team history with 66.5 career sacks.
- ▶ Tied for No. 1 in team history with four 10-plus sack seasons.
- ▶ Only player in franchise history to be named to the Pro Bowl each of his first four seasons in the league (2009-12). Earned the sixth Pro Bowl selection of his seven-year career this season and his first at inside linebacker.
- ▶ Only player in team history to score a defensive TD in each of his first three seasons in the league (2009-11).
- ▶ His 17 sacks in his first 20 games were the most by an NFL player to start his career at the time, eclipsing the mark of 16.5 set by Leslie O'Neal (1986, 1988) and John Abraham (2000-01).
- ▶ Is the first NFL player since sacks became an official stat in 1982 to post a double-digit sack total and a defensive TD in each of his first two seasons in the league.
- ▶ First player in franchise annals to post 10-plus sacks in each of his first two years in the NFL.
- ▶ His 29.5 sacks from 2009-11 were tied for No. 1 in team history with Tony Bennett for the most sacks by a Packer in his first three seasons in the league.
- ▶ Set a franchise rookie record with 10 sacks in 2009.

Two years after he co-founded the Packers with Curly Lambeau, George Calhoun began writing a piece called *The Dope Sheet*, which served as the official press release from 1921-24.





STREAKS & MILESTONES – REGULAR SEASON

56 JULIUS PEPPERS

- ▶ Is the only player in NFL history with 100 career sacks and four interception returns for touchdowns.
- ▶ Became the first linebacker in Packers' history to post two interception returns for touchdowns in the same season (2014).
- ▶ Only player in NFL history with at least 10 interceptions and 100 sacks.
- ▶ Has been selected to eight Pro Bowls since entering the league in 2002, which is second most among active defensive players (Charles Woodson and DeMarcus Ware - nine).
- ▶ With eight double-digit sack seasons as a pro, is tied with Jared Allen and DeMarcus Ware for the most in the NFL since 2002.
- ▶ Named first-team All-Pro by *The Associated Press* three times and was selected to the NFL's All-Decade team for the 2000s.

12 AARON RODGERS

- ▶ Ranks No. 1 in NFL history with a 104.4 career passer rating.
- ▶ Reached the 30,000 career passing yards on his 3,652nd attempt, the fewest attempts needed in NFL history as he bested the previous record held by QB Johnny Unitas (3,695 attempts).
- ▶ Set NFL records with 494 pass attempts and 44 touchdown passes (586 and 49 including playoffs) at home without an interception. The streak lasted from Dec. 2, 2012, to Oct. 11, 2015.
- ▶ In 118 regular-season starts, has 43 career 300-yard games, 46 three-TD games and 70 zero-INT games (min. 15 attempts).
- ▶ Is the only QB in team history with four 400-yard passing games, including a 480-yard effort vs. Washington in 2013 that tied a franchise record. No one else has more than one 400-yard game.
- ▶ Tied with Brett Favre for the franchise record for 4,000-yard passing seasons (five).
- ▶ Threw for a career-best five interceptions last season, the third fewest in a single regular season in Packers' history.
- ▶ Threw six touchdown passes in the first half against the Bears in Week 10 (2014), tying Raiders QB Daryle Lamonica (vs. Buffalo, Oct. 19, 1969) for the NFL record for most touchdown passes in a half. It was the second time Rodgers threw for a franchise-best six touchdowns in a game.
- ▶ Posted six consecutive zero-interception games during the 2014 season (Weeks 2-7), tying Bart Starr's franchise record (min. 15 attempts a game) set in 1964.
- ▶ Rodgers (four, 2014), along with Patriots QB Tom Brady (four, 2007) and Seahawks QB Russell Wilson (five, 2015) are the only players in NFL history to register four or more consecutive three-touchdown/zero-interception games in a single season. His eight overall in 2014 also tied Brady (2007) for the most during a single regular season.
- ▶ When he hit the 200-TD mark for his career, he had thrown just 53 INTs to that point, the fewest in NFL history as he bested Tom Brady's mark of 88 INTs at the time of his 200th TD pass.
- ▶ In 2014, he became the first NFL quarterback to throw for 18-plus touchdowns with one or fewer interceptions in the first seven games of a season.
- ▶ Ranks No. 2 in NFL history for the most touchdown passes in a player's first 100 games with 203 (MIA QB Dan Marino, 217).
- ▶ Set an NFL single-season record in 2011 with a 122.5 passer rating and set team marks for TD passes (45), passing yards (4,643), completion percentage (68.3), yards per attempt (9.25), TD/INT ratio (7.50) and 300-yard games (eight).

- ▶ Posted 21,332 passing yards from 2008-12, the most in NFL history by a quarterback in his first five seasons as a starter.
- ▶ Threw a TD pass in 35 straight regular-season games at Lambeau Field from 2008-12, a team record (previous mark was 25 by Brett Favre, 1992-96). It was the second-longest home streak in NFL history behind Dan Marino's 39-game streak from 1983-88.
- ▶ Tied a single-game franchise record with six TD passes at Houston in Week 6 of 2012, matching Matt Flynn's mark (Jan. 1, 2012, vs. Detroit).
- ▶ Posted a 100-plus passer rating in six straight seasons (2009-14), the only quarterback in league history to accomplish that feat.
- ▶ In 2009, became first QB in NFL history to throw 30 or more TDs, seven or fewer INTs, and rush for five TDs in the same season.
- ▶ Has registered a passer rating over 110.0 in four or more consecutive games three times in his career (Weeks 3-7, 2009; Week 9, Weeks 11-13, 2010; Weeks 1-7, 9-12, 2011), one of only two quarterbacks in franchise history (Bart Starr, 1966) to accomplish the feat in a single season.



PACKERS IN WEEKLY 2015 TEAM RANKINGS



After Week ...	Opp.	NFL Offense			NFL Defense		
		Total	Rush	Pass	Total	Rush	Pass
1	at CHI	19	7	20	27	31	16
2	SEA	16	9	21	21	31	12
3	KC	20	8	27	19	27	9
4	at SF	10	3	21	8	21	7
5	STL	10	8	20	7	28	4
6	SD	10t	5	20	16	24	11
7	(bye)	11	8	22	14	22	12
8	at DEN	28	12	27	23	25t	17
9	at CAR	25	13	26	23	28	23
10	DET	21	16	22	23	24	21
11	at MIN	22	16	22	21	22	22
12	CHI	24	10	23	21	23	18
13	at DET	22	15	23	19	20	20
14	DAL	18	8	23	18	23	11
15	at OAK	21	9	26	17	22	10
16	at ARI	24	10	26	19	21	13
17	MIN						
Packers in 2014		6	11	8	15	23	10
Packers in 2013		3	7	6	25	25	24
Packers in 2012		13	20	9	11	17	11
Packers in 2011		3	27	3	32	14	32
Packers in 2010		9	24	5	5	18	5
Packers in 2009		6	14	7	2	1	5
Packers in 2008		8	17	8	20	26	12
Packers in 2007		2	21	2	11	14	12
Packers in 2006		9	23	8	12	13	17
Packers in 2005		18	30	7	7	23	1
Packers in 2004		3	10	3	25	14	25
Packers in 2003		4	3	16	17	10	23
Packers in 2002		12	12	10	12	21	3
Packers in 2001		6	21	3	12	16	15
Packers in 2000		15	23	8	15	8	19
Packers in 1999		9	21	7	19	22	18
Packers in 1998		5	25	3	4	4	10
Packers in 1997		4	12	3	7	20	8
Packers in 1996		5	11	5	1	4	1
Packers in 1995		7	26	3	14	7	21
Packers in 1994		9	19	9	6	3	15
Packers in 1993		19	22	18	2	8	7
Packers in 1992		15	21	9	23	16	23



PACKERS STARTERS – OFFENSE

WR Davante Adams, 2nd Year, Fresno State, D2-14

- ▶ Has started 25 of the last 29 games, including the postseason.
- ▶ Started 11 of 16 regular-season games played as a rookie in 2014 and both playoff contests.
- ▶ Recorded 121 receiving yards against New England in Week 13 last season, the most by a Green Bay rookie since WR Sterling Sharpe's 124-yard effort vs. Detroit on Nov. 20, 1988.
- ▶ Set franchise postseason single-game records for the most receptions and receiving yards by a rookie when he posted seven catches for 117 yards (16.7 avg.) and a touchdown in the NFC Divisional playoff victory vs. Dallas.

LT David Bakhtiari, 3rd Year, Colorado, D4a-13

- ▶ Has started all but one game at LT since the start of the 2013 regular season.
- ▶ Started all 16 games at left tackle in 2013, the only rookie in the NFL to do so in 2013 and the first Packer rookie to do so since the league went to a 16-game schedule in 1978.
- ▶ Became just the fourth Green Bay rookie to start at LT in the season opener since the 1970 AFL-NFL merger and the first since 1985.
- ▶ Earned second-team All-Pacific-12 honors from the conference's coaches each of his last two seasons (sophomore and junior) at Colorado.

LG Josh Sitton, 8th Year, Central Florida, D4b-08

- ▶ Has started 109 games since 2009, the most by an offensive player in a Green Bay uniform over that span.
- ▶ Was named to his third career, and second straight, Pro Bowl this season.
- ▶ Was named 2010 Offensive Lineman of the Year by the NFL Alumni Association.
- ▶ According to STATS LLC, has allowed allowed just 16.0 sacks in his eight-year career.
- ▶ Was the only Packer on either side of the ball to not miss a snap from 2009-10.

C Corey Linsley, 2nd Year, Ohio State, D5a-14

- ▶ Has started every game he has played in, missing only three games.
- ▶ First rookie center to start for Green Bay in Week 1 since the merger.
- ▶ Was the first rookie center to start every game for the Packers since the league went to a 16-game schedule in 1978.
- ▶ Named to PFWA's All-Rookie team, the first Green Bay center to be honored since its inception in 1974.
- ▶ The Ohio native was part of a Buckeye team that won 24 consecutive games from 2012-13.

RG T.J. Lang, 7th Year, Eastern Michigan, D4-09

- ▶ Has started games at four different positions on the line as a pro (46 at RG, 27 at LG, five at RT, two at LT). Played C in Week 10 in 2013.
- ▶ Has started 77 contests since 2011.
- ▶ Started games at both tackle spots in his first season (2009) and became the first Packers rookie to start consecutive games at left tackle since Chad Clifton in 2000.
- ▶ Began his college career as a defensive lineman, but converted to the offensive line as a sophomore and started 36 straight games (10 at RT, 26 at LT) over his final three years.

RT Bryan Bulaga, 6th Year, Iowa, D1-10

- ▶ Missed the second part of the 2012 season after suffering a hip injury vs. Arizona on Nov. 4 and missed all of the 2013 season after injuring his knee on Aug. 3. Has started 26 of 31 games since the start of the 2014 season.
- ▶ Started 37 games at RT in his first three seasons in the league.
- ▶ Started the final 12 games of 2010 and the entire postseason at right tackle after taking over for veteran Mark Tauscher (shoulder), the most regular-season starts by a Packers rookie tackle since Tauscher's 14 in 2000.
- ▶ Named to the *Pro Football Weekly*/PFWA All-Rookie team in 2010.
- ▶ Capped his rookie season by becoming the youngest player, according to STATS LLC, to ever start in the Super Bowl (21 years, 322 days).

TE Richard Rodgers, 2nd Year, California, D3a-14

- ▶ Ranks second on the team this season in receptions (51).
- ▶ Is tied for No. 5 among NFL TEs with seven TD receptions this season.
- ▶ Set a regular-season franchise record for a tight end with 146 yards on eight receptions (18.3 avg.), including a game-winning 61-yard touchdown catch with no time on the clock, at Detroit in Week 13.

- ▶ Including the postseason, has registered one or more receptions in 24 of the last 26 games.
- ▶ Played in all 16 games with five starts as a rookie in 2014, recording 20 receptions for 225 yards (11.3 avg.) and two touchdowns.
- ▶ Became the first rookie TE to start for the Packers in a season opener since Jackie Harris opened in a two-tight-end set in 1990.
- ▶ Was the first rookie TE to appear in all 16 games for Green Bay since Bubba Franks in 2000.

WR Randall Cobb, 5th Year, Kentucky, D2-11

- ▶ Leads the team in receptions (73) and receiving yards (792) and is No. 3 in touchdown receptions (six).
- ▶ Set a new single-season career high with five 100-yard receiving games during the 2014 season (three-2012). Earned first trip to the Pro Bowl.
- ▶ His career-best 91 receptions in 2014 were the seventh most in team history.
- ▶ Finished the regular season tied for fourth in the NFL with 12 touchdown receptions in 2014.
- ▶ Before suffering a knee injury in Week 6 in 2013, led the team in receptions with 29 and was No. 2 in receiving yards with 378.
- ▶ Set a franchise single-season record with a league-high 2,342 combined net yards in 2012, topping the previous team mark of 2,250 yards by RB Ahman Green in 2003.
- ▶ With 954 receiving yards and 964 kickoff return yards in 2012, he became the first player in NFL history to post 900-plus yards in each category in the same season.

QB Aaron Rodgers, 11th Year, California, D1-05

- ▶ Earned his fifth selection to the Pro Bowl this season, passing Bart Starr (1960-62, 1966) for the second-most selections by a Green Bay quarterback behind Brett Favre's nine (1992-93, 1995-97, 2001-03, 2007).
- ▶ His career passer rating of 104.4 ranks No. 1 in NFL history.
- ▶ Finished the 2014 regular season ranked No. 2 in the NFL in passer rating (112.2), touchdown percentage (7.3), No. 1 in interception percentage (1.0) and No. 3 in touchdown passes (38).
- ▶ In 118 regular-season starts (79-39 record), has posted 43 games with 300-plus passing yards, 70 without an interception and 67 with a 100-plus passer rating (min. 15 attempts).
- ▶ Recorded a passer rating of at least 120.0 in seven regular-season games in 2014, setting a single-season career high and tying for the third most in a single season in the NFL, dating back to 1960.
- ▶ Posted 21,332 passing yards from 2008-12, which ranks No. 1 in league history for the most passing yards by a QB in his first five seasons as a starter (previous record was Peyton Manning, 20,618, 1998-2002).
- ▶ In 2011, set an NFL record with a 122.5 passer rating and set franchise marks for TD passes (45), passing yards (4,643), completion percentage (68.3), yards per attempt (9.25) and 300-yard games (eight) on his way to earning NFL Most Valuable Player honors from *The Associated Press*.

RB Eddie Lacy, 3rd Year, Alabama, D2-13

- ▶ With 2,317 rushing yards in 2013-14, passed John Brockington (2,132) for the most rushing yards by a Packers' running back in his first two NFL seasons.
- ▶ Became the first player in team history to post 1,000 rushing yards and 10-plus total TDs in both of his first two seasons.
- ▶ With 1,139 rushing yards last season, became the fifth player in franchise history to record consecutive 1,000-yard rushing seasons (Ryan Grant, 2008-09 / Ahman Green, 2000-04 / John Brockington, 1971-73 / Jim Taylor, 1960-64).
- ▶ Ranked No. 1 in the league among rookies and No. 8 among all players with 1,178 rushing yards in 2013, despite missing one full game and nearly all of another due to a concussion.
- ▶ Ranks No. 1 in franchise history for the most rushing yards by a rookie in a single season, No. 1 in attempts (284), and tied for No. 1 for most 100-yard rushing games with four (John Brockington, four in 1971).
- ▶ Became the first Green Bay rookie RB to be selected to the Pro Bowl since Brockington in 1971 and was named Rookie of the Year by PFWA.

FB John Kuhn, 10th Year, Shippensburg, W-07 (Pit)

- ▶ Selected to the Pro Bowl for the second time in 2014. His first selection came in 2011, when he was the first Green Bay fullback to be honored since William Henderson in 2004.
- ▶ Has played in 136 of 141 games (147 of 152 including playoffs) during his nine seasons in Green Bay, appearing in all 16 regular-season contests in five of those seasons, including 2014.
- ▶ Only player on the team to have a rushing and receiving touchdown each season from 2008-11, and was the first Packer to achieve that feat since RB Ahman Green (2001-04).



PACKERS STARTERS – DEFENSE

DE Letroy Guion, 8th Year, Florida State, FA-14

- ▶ Has started 20 of the 28 games he has played since the start of the 2014 season.
- ▶ Signed with Green Bay during the 2014 offseason after spending his first six NFL seasons with the Minnesota Vikings.
- ▶ Started all 28 games he appeared in for Minnesota over the past two seasons, recording 72 tackles (32 solo) and three sacks over that span.
- ▶ Was the only Viking to block a field goal in both 2011 and 2012.

NT B.J. Raji, 7th Year, Boston College, D1a-09

- ▶ Has started 14 games this season after missing the entire 2014 season with a biceps injury suffered during a preseason game vs. Oakland.
- ▶ Played in 70 games from 2010-13 (including playoffs), tied for second most in NFL by a defensive lineman over that span.
- ▶ Named to the Pro Bowl in 2011, becoming the first Packers defensive tackle since Bob Brown in 1972 to receive the honor.
- ▶ Earned All-Rookie team honors from *Pro Football Weekly*/PFWA in 2009, the first Packers defensive lineman to be selected since DE Vonnie Holiday in 1998.

DT Mike Daniels, 4th Year, Iowa, D4a-12

- ▶ Ranks third on the team with 16.0 sacks since the start of the 2013 regular season (LB Julius Peppers-16.5 / LB Clay Matthews-24.0).
- ▶ Started all 16 games for the first time in his career in 2014 and finished first on the Packers defensive line with 5.5 sacks while setting a career high with 69 tackles.
- ▶ Returned a fumble 43 yards for a TD vs. Detroit in Week 14 of 2012, the longest fumble return for a TD by a rookie in franchise history.
- ▶ Starred as an interior pass rusher at Iowa, posting a team-high 24.5 tackles for a loss and 13 sacks from 2010-11.

LOLB Mike Neal, 6th Year, Purdue, D2-10

- ▶ Tied for No. 3 on the team with 4.0 sacks in 2015.
- ▶ Has started a career-best 14 of 15 games played this season.
- ▶ Tied for No. 3 on the Packers with 16.5 sacks since 2012.
- ▶ Transitioned to a hybrid OLB/DE role in 2013 and racked up 102 tackles (66 solo), a interception, a forced fumble and 9.5 sacks from 2013-14.

BLB Jake Ryan, Rookie, Michigan, D4-15

- ▶ Recorded a team-best nine tackles (eight solo) and one fumble recovery in Week 13 at Detroit in his first pro start.
- ▶ Served as a team captain for his final two seasons at Michigan and was a three-time winner (2012-14) of the Roger Zatkoff Award, given to the Wolverines top linebacker. He was the only player to win the award (est. 1991) three times.
- ▶ Joined LB John Anderson (first round, 26th overall) as the only Michigan linebackers ever drafted by Green Bay.
- ▶ Started 41 of 46 games played in college, appearing at inside linebacker as a senior after spending his first three seasons at outside linebacker and defensive end.

MLB Clay Matthews, 7th Year, Southern California, D1b-09

- ▶ Ranks No. 7 in the NFL since entering the league in 2009 with 66.5 sacks. His sack total ranks No. 3 in team history (since 1982).
- ▶ With a team-high 11.0 sacks last season, is now tied for the most 10-plus sack seasons in franchise history (four).
- ▶ Was named to the Pro Bowl for the sixth time this season, his first selection as an inside linebacker. Is the only Packer in team history to earn Pro Bowl recognition in each of his first four seasons in the NFL (2009-12).
- ▶ Is the only player in franchise history to score a defensive TD (interception or fumble return) in each of his first three seasons in the NFL (2009-11).
- ▶ Named first-team All-Pro by *The Associated Press* in 2010, the first Green Bay LB to earn that honor since Tim Harris in 1989. Finished second to Pittsburgh safety Troy Polamalu in the AP's Defensive Player of the Year voting.

ROLB Julius Peppers, 14th Year, North Carolina, FA-14

- ▶ Signed with Green Bay last offseason after playing the previous four seasons for Chicago and the first eight of his career for Carolina after being selected as the No. 2 overall pick in 2002.
- ▶ Only player in NFL history with 10 interceptions and at least 100 sacks.
- ▶ Has been selected to the Pro Bowl eight times (2004-06, 2008-12) and has been named first-team All-Pro by *The Associated Press* three times (2004, 2006, 2010). Was named to the NFL's All-Decade Team for the 2000s.
- ▶ Has played in 127 consecutive regular-season games, tied for the longest active streak among NFL linebackers.
- ▶ Ranks No. 2 in the league in sacks (135.0) and No. 5 in forced fumbles (45) since entering the NFL in 2002. His sack total ranks No. 10 in NFL history (since 1982).
- ▶ Has blocked 13 kicks (12 field goals, one extra point) during his career.

LCB Casey Hayward, 4th Year, Vanderbilt, D2b-12

- ▶ Played in all 16 games in 2014 and tied for No. 1 on the team (LB Julius Peppers) and No. 7 in the NFL for total takeaways with five (three INTs, two fumble recoveries).
- ▶ Missed most of the 2013 season with a nagging hamstring injury.
- ▶ Became the first Green Bay CB ever to be named to the *Pro Football Weekly*/PFWA All-Rookie team (est. 1974) and was chosen as the league's Defensive Rookie of the Year by ProFootballFocus.com in 2012. Led all NFL rookies with a team-high six INTs.

RCB Sam Shields, 6th Year, Miami, FA-10

- ▶ Is tied for the team lead with three interceptions this season.
- ▶ Recorded interceptions in back-to-back games this season (Weeks 3-4) for the first time in his career. Ranks No. 2 on the team in passes defended this season (13).
- ▶ Finished second on the team with 13 passes defended in 2014 to go along with two interceptions. Earned first career trip to the Pro Bowl.
- ▶ Started all 14 games he appeared in during the 2013 season and led the team with four INTs (tied career high) and a career-best 25 passes defended.
- ▶ Made an impact in 2010 after making the team as a non-drafted rookie, earning the nickel CB job despite playing the position only one season in college.
- ▶ In Green Bay's NFC Championship Game win over Chicago in the 2010 season, became the first rookie in NFL history to record two INTs and a sack in a postseason contest.

SS Morgan Burnett, 6th Year, Georgia Tech, D3-10

- ▶ Finished with a team-high 125 tackles in 2014, the second most of his career (137 in 2012). Ranked No. 2 on the team with 106 tackles (77 solo) in 2013, despite missing the first three games due to injury. Recovered three fumbles, including one for a TD, and added nine passes defended.
- ▶ Participated in all 1,088 plays for Green Bay's defense in 2012, one of only four non-offensive linemen in the NFL to appear in 100 percent of his team's snaps.
- ▶ Enjoyed his first full season as a pro in 2011, joining DT B.J. Raji as the only two Green Bay defensive players to start all 16 regular-season games.
- ▶ Started the first four games of the 2010 season at SS before sustaining a season-ending knee injury vs. Detroit in Week 4.

FS Ha Ha Clinton-Dix, 2nd Year, Alabama, D1-14

- ▶ Leads the team in tackles this season with 111 (92 solo) and is tied for third on the team in interceptions (two).
- ▶ Has started every game in 2015 after starting 10 of 16 games last season, finishing second on the team in tackles (95).
- ▶ Was the second safety ever drafted by Green Bay in the first round (Alabama S George Teague, No. 29 overall in 1993).
- ▶ Was a consensus All-America selection in 2013 as a junior, earning first-team recognition from *The Associated Press*, the Football Writers Association of America and *Sporting News*.

THE DOPE SHEET

OFFICIAL PROGRAM AND PUBLICATION, ACHIEVERS FOOTBALL TEAM



NFL

No	ALPHABETICAL ROSTER	Pos	Ht	Wt	Birthdate	Exp	College	High School	Hometown
84	Abbrederis, Jared	WR	6-1	195	12/17/90	2	Wisconsin		Wautoma, Wis.
17	Adams, Davante	WR	6-1	215	12/24/92	2	Fresno State		Palo Alto, Calif.
86	Backman, Kennard	TE	6-3	245	2/26/93	R	Alabama-Birmingham		Mableton, Ga.
69	Bakhtiari, David	T	6-4	310	9/30/91	3	Colorado		San Mateo, Calif.
32	Banjo, Chris	S	5-10	207	2/26/90	2	Southern Methodist		Sugar Land, Texas
67	Barclay, Don	T/G	6-4	305	4/18/89	4	West Virginia		Harmony, Pa.
75	Bulaga, Bryan	T	6-5	314	3/21/89	6	Iowa		Woodstock, Ill.
42	Burnett, Morgan	S	6-1	209	1/13/89	6	Georgia Tech		College Park, Ga.
21	Clinton-Dix, Ha Ha	S	6-1	208	12/21/92	2	Alabama		Orlando, Fla.
18	Cobb, Randall	WR	5-10	192	8/22/90	5	Kentucky		Alcoa, Tenn.
38	Crockett, John	RB	6-0	217	2/16/92	R	North Dakota State		Minneapolis, Minn.
2	Crosby, Mason	K	6-1	207	9/3/84	9	Colorado		Georgetown, Texas
76	Daniels, Mike	DT	6-0	310	5/5/89	4	Iowa		Blackwood, N.J.
91	Elliott, Jayrone	LB	6-3	255	11/11/91	2	Toledo		Cleveland, Ohio
39	Goodson, Demetri	CB	5-11	197	6/11/89	2	Baylor		Spring, Texas
98	Guion, Letroy	DT	6-4	322	6/21/87	8	Florida State		Starke, Fla.
36	Gunter, LaDarius	CB	6-2	201	5/13/92	R	Miami		Montgomery, Ala.
29	Hayward, Casey	CB	5-11	192	9/9/89	4	Vanderbilt		Perry, Ga.
7	Hundley, Brett	QB	6-3	226	6/15/93	R	UCLA		Chandler, Ariz.
33	Hyde, Micah	DB	6-0	197	12/31/90	3	Iowa		Fostoria, Ohio
83	Janis, Jeff	WR	6-3	219	6/24/91	2	Saginaw Valley State		Tawas City, Mich.
95	Jones, Datone	DE	6-4	285	7/24/90	3	UCLA		Compton, Calif.
89	Jones, James	WR	6-1	208	3/31/84	9	San Jose State		San Jose, Calif.
30	Kuhn, John	FB	6-0	250	9/9/82	10	Shippensburg		York, Pa.
27	Lacy, Eddie	RB	5-11	234	6/2/90	3	Alabama		Geismar, La.
70	Lang, T.J.	G	6-4	318	9/20/87	7	Eastern Michigan		Birmingham, Mich.
63	Linsley, Corey	C	6-3	301	7/27/91	2	Ohio State		Boardman, Ohio
59	Lovato, Rick	LS	6-2	259	9/9/92	R	Old Dominion		Middletown, N.J.
8	Masthay, Tim	P	6-1	200	3/16/87	6	Kentucky		Murray, Ky.
52	Matthews, Clay	LB	6-3	255	5/14/86	7	Southern California		Agoura Hills, Calif.
55	Mulumba, Andy	LB	6-3	260	1/31/90	3	Eastern Michigan		Montreal, Quebec
96	Neal, Mike	LB	6-3	262	6/26/87	6	Purdue		Merrillville, Ind.
51	Palmer, Nate	LB	6-2	248	9/23/89	3	Illinois State		Chicago, Ill.
64	Pennel, Mike	DT	6-4	332	5/9/91	2	Colorado State-Pueblo		Aurora, Colo.
56	Peppers, Julius	LB	6-7	287	1/18/80	14	North Carolina		Bailey, N.C.
80	Perillo, Justin	TE	6-3	250	1/5/91	2	Maine		Wilmington, Del.
53	Perry, Nick	LB	6-3	265	4/12/90	4	Southern California		Detroit, Mich.
81	Quarless, Andrew	TE	6-4	252	10/6/88	6	Penn State		Uniondale, N.Y.
90	Raji, B.J.	DT	6-2	337	7/11/86	7	Boston College		Washington Township, N.J.
23	Randall, Damarious	CB	5-11	196	8/29/92	R	Arizona State		Pensacola, Fla.
22	Ripkowski, Aaron	FB	6-1	246	12/20/92	R	Oklahoma		Dayton, Texas
12	Rodgers, Aaron	QB	6-2	225	12/2/83	11	California		Chico, Calif.
82	Rodgers, Richard	TE	6-4	257	1/22/92	2	California		Shrewsbury, Mass.
24	Rollins, Quinten	CB	5-11	195	7/15/92	R	Miami (Ohio)		Wilmington, Ohio
47	Ryan, Jake	LB	6-2	240	2/27/92	R	Michigan		Cleveland, Ohio
37	Shields, Sam	CB	5-11	184	12/8/87	6	Miami		Sarasota, Fla.
71	Sitton, Josh	G	6-3	318	6/16/86	8	Central Florida		Pensacola, Fla.
44	Starks, James	RB	6-2	218	2/25/86	6	Buffalo		Niagara Falls, N.Y.
65	Taylor, Lane	G	6-3	324	11/22/89	3	Oklahoma State		Arlington, Texas
48	Thomas, Joe	LB	6-1	227	5/6/91	1	South Carolina State		Blackville, S.C.
16	Tolzien, Scott	QB	6-2	213	9/4/87	5	Wisconsin		Palatine, Ill.
73	Tretter, JC	C/G	6-4	307	2/12/91	3	Cornell		Akron, N.Y.
79	Walker, Josh	G	6-5	328	6/2/91	1	Middle Tennessee State		Evansville, Tenn.

INJURED RESERVE

58	Barrington, Sam	LB	6-1	240	10/5/90	3	South Florida		Jacksonville, Fla.
93	Boyd, Josh	DT	6-3	310	8/3/89	3	Mississippi State		Philadelphia, Miss.
61	Goode, Brett	LS	6-1	255	11/2/84	8	Arkansas		Fort Smith, Ark.
88	Montgomery, Ty	WR	6-0	216	1/22/93	R	Stanford		Dallas, Texas
87	Nelson, Jordy	WR	6-3	217	5/31/85	8	Kansas State		Riley, Kan.
28	Richardson, Sean	S	6-2	216	1/21/90	4	Vanderbilt		Linden, Ala.

PRACTICE SQUAD

54	Bradford, Carl	LB	6-1	248	8/15/92	2	Arizona State		Norco, Calif.
31	Daniel, Robertson	CB	6-1	205	10/1/91	R	Brigham Young		San Jose, Calif.
85	Henry, Mitchell	TE	6-4	252	12/11/92	R	Western Kentucky		Elizabethtown, Ky.
10	Johnson, Jamel	WR	6-2	217	7/9/91	R	Alabama State		Montgomery, Ala.
77	McBryde, B.J.	DE	6-5	303	10/21/91	R	Connecticut		Beaver Falls, Pa.
97	Ringo, Christian	DT	6-1	298	3/10/92	R	Louisiana-Lafayette		Jackson, Miss.
74	Rotheram, Matt	G	6-5	325	7/5/92	R	Pittsburgh		Olmsted, Ohio
26	Scheuerman, Ross	RB	6-0	210	3/5/93	R	Lafayette College		Creamridge, N.J.
60	Vujnovich, Jeremy	T	6-5	300	10/12/90	1	Louisiana College		Belle Chasse, La.
19	Williams, Ed	WR	6-0	196	3/14/91	R	Fort Hays State		Tampa, Fla.



No	NUMERICAL ROSTER	Pos	Ht	Wt	Age	NFL	College	How	Reg. season
						Exp		Acquired	GP/GS/DNP/IA
2	Mason Crosby	K	6-1	207	31	9	Colorado	D6c-07	15/0/0/0
7	Brett Hundley	QB	6-3	226	22	R	UCLA	D5-15	0/0/0/15
8	Tim Masthay	P	6-1	200	28	6	Kentucky	FA-10	15/0/0/0
12	Aaron Rodgers	QB	6-2	225	32	11	California	D1-05	15/15/0/0
16	Scott Tolzien	QB	6-2	213	28	5	Wisconsin	FA-13	3/0/12/0
17	Davante Adams	WR	6-1	215	23	2	Fresno State	D2-14	12/12/0/3
18	Randall Cobb	WR	5-10	192	25	5	Kentucky	D2-11	15/15/0/0
21	Ha Ha Clinton-Dix	S	6-1	208	23	2	Alabama	D1-14	15/15/0/0
22	Aaron Ripkowski	FB	6-1	246	23	R	Oklahoma	D6a-15	14/0/0/1
23	Damarious Randall	CB	5-11	196	23	R	Arizona State	D1-15	14/9/0/1
24	Quinten Rollins	CB	5-11	195	23	R	Miami (Ohio)	D2-15	13/3/0/2
27	Eddie Lacy	RB	5-11	234	25	3	Alabama	D2-13	14/11/0/1
29	Casey Hayward	CB	5-11	192	26	4	Vanderbilt	D2b-12	15/10/0/0
30	John Kuhn	FB	6-0	250	33	10	Shippensburg	W-07 (Pit)	15/5/0/0
32	Chris Banjo	S	5-10	207	24	2	Southern Methodist	FA-13	15/1/0/0
33	Micah Hyde	DB	6-0	197	25	3	Iowa	D5a-13	14/7/0/1
36	LaDarius Gunter	CB	6-2	201	23	R	Miami	FA-15	7/0/1/7
37	Sam Shields	CB	5-11	184	28	6	Miami	FA-10	12/12/0/3
38	John Crockett	RB	6-0	217	23	R	North Dakota State	FA-15	2/0/0/2
39	Demetri Goodson	CB	5-11	197	26	2	Baylor	D6-14	13/0/0/2
42	Morgan Burnett	S	6-1	209	26	6	Georgia Tech	D3-10	10/10/0/5
44	James Starks	RB	6-2	218	29	6	Buffalo	D6-10	15/4/0/0
47	Jake Ryan	LB	6-2	240	23	R	Michigan	D4-15	13/4/0/2
48	Joe Thomas	LB	6-1	227	24	1	South Carolina State	FA-15 (ps-Dal)	13/0/0/0
51	Nate Palmer	LB	6-2	248	26	3	Illinois State	D6-13	15/10/0/0
52	Clay Matthews	LB	6-3	255	29	7	Southern California	D1b-09	15/15/0/0
53	Nick Perry	LB	6-3	265	25	4	Southern California	D1-12	13/1/0/2
55	Andy Mulumba	LB	6-3	260	25	3	Eastern Michigan	FA-13	5/0/0/10
56	Julius Peppers	LB	6-7	287	35	14	North Carolina	FA-14	15/15/0/0
59	Rick Lovato	LS	6-2	249	23	R	Old Dominion	FA-15	1/0/0/0
63	Corey Linsley	C	6-3	301	24	2	Ohio State	D5a-14	12/12/1/2
64	Mike Pannel	DT	6-4	332	24	2	Colorado State-Pueblo	FA-14	15/4/0/0
65	Lane Taylor	G	6-3	324	26	3	Oklahoma State	FA-13	3/1/3/9
67	Don Barclay	T/G	6-4	305	26	4	West Virginia	FA-12	15/5/0/0
69	David Bakhtiari	T	6-4	310	24	3	Colorado	D4a-13	14/14/0/1
70	T.J. Lang	G	6-4	318	28	7	Eastern Michigan	D4-09	14/14/0/1
71	Josh Sitton	G	6-3	318	29	8	Central Florida	D4b-08	15/15/0/0
73	JC Tretter	C/G	6-4	307	24	3	Cornell	D4b-13	15/3/0/0
75	Bryan Bulaga	T	6-5	314	26	6	Iowa	D1-10	11/11/0/4
76	Mike Daniels	DT	6-0	310	26	4	Iowa	D4a-12	15/15/0/0
79	Josh Walker	G	6-5	328	24	1	Middle Tennessee State	FA-14	13/0/0/2
80	Justin Perillo	TE	6-3	250	24	2	Maine	FA-14	9/0/0/1
81	Andrew Quarless	TE	6-4	252	27	6	Penn State	D5a-10	4/0/0/0
82	Richard Rodgers	TE	6-4	257	23	2	California	D3b-14	15/11/0/0
83	Jeff Janis	WR	6-3	219	24	2	Saginaw Valley State	D7-14	15/0/0/0
84	Jared Abbrederis	WR	6-1	195	25	2	Wisconsin	D5b-14	9/0/1/2
86	Kennard Backman	TE	6-3	245	22	R	Alabama-Birmingham	D6c-15	6/0/1/8
89	James Jones	WR	6-1	208	31	9	San Jose State	FA-15	15/14/0/0
90	B.J. Raji	DT	6-2	337	29	7	Boston College	D1a-09	14/14/0/1
91	Jayrone Elliott	LB	6-3	255	24	2	Toledo	FA-14	14/0/0/1
95	Datone Jones	DE	6-4	285	25	3	UCLA	D1-13	14/0/0/0
96	Mike Neal	LB	6-3	262	28	6	Purdue	D2-10	15/14/0/0
98	Letroy Guion	DT	6-4	322	28	8	Florida State	FA-14	12/4/0/0

INJURED RESERVE

28	Sean Richardson	S	6-2	216	25	4	Vanderbilt	FA-12	3/1/0/2
58	Sam Barrington	LB	6-1	240	25	3	South Florida	D7c-13	1/1/0/0
61	Brett Goode	LS	6-1	255	31	8	Arkansas	FA-08	14/0/0/0
88	Ty Montgomery	WR	6-0	216	22	R	Stanford	D3-15	6/3/0/7
87	Jordy Nelson	WR	6-3	217	30	8	Kansas State	D2a-08	0/0/0/0
93	Josh Boyd	DT	6-3	310	26	3	Mississippi State	D5b-13	2/0/0/0

PRACTICE SQUAD

10	Jamel Johnson	WR	6-2	217	24	R	Alabama State	FA-15	0/0/0/0
19	Ed Williams	WR	6-0	196	24	R	Fort Hays State	FA-15	0/0/0/0
26	Ross Scheuerman	RB	6-0	210	22	R	Lafayette College	FA-15	0/0/0/0
31	Robertson Daniel	CB	6-1	205	25	R	Brigham Young	FA-15	0/0/0/0
54	Carl Bradford	LB	6-1	248	23	2	Arizona State	D4-14	0/0/0/0
60	Jeremy Vujnovich	T	6-5	300	25	1	Louisiana College	FA-14	0/0/0/0
74	Matt Rotheram	G	6-5	325	23	R	Pittsburgh	FA-15	0/0/0/0
77	B.J. McBryde	DE	6-5	303	24	R	Connecticut	FA-15	0/0/0/0
85	Mitchell Henry	TE	6-4	252	23	R	Western Kentucky	FA-15	0/0/0/0
97	Christian Ringo	DT	6-1	298	23	R	Louisiana-Lafayette	D6b-15	0/0/0/0



2015 REGULAR-SEASON STATISTICS

	Packers	Opponents
TOTAL FIRST DOWNS	298	286
Rushing.....	95	90
Passing.....	160	178
Penalty.....	43	18
3rd Down: Made/Att.....	68/193	77/209
3rd Down Pct.....	35.2	36.8
4th Down: Made/Att.....	8/15	9/20
4th Down Pct.....	53.3	45.0
POSSESSION AVG.	29:46	30:14
TOTAL NET YARDS	5003	5305
Avg. Per Game.....	333.5	353.7
Total Plays.....	981	965
Avg. Per Play.....	5.1	5.5
NET YARDS RUSHING	1774	1754
Avg. Per Game.....	118.3	116.9
Total Rushes.....	410	393
NET YARDS PASSING	3229	3551
Avg. Per Game.....	215.3	236.7
Sacked/Yards Lost.....	42/305	40/248
Gross Yards.....	3534	3799
Att./Completions.....	529/320	532/311
Completion Pct.....	60.5	58.5
HAD INTERCEPTED	7	15
PUNTS/AVERAGE	77/43.8	77/43.7
Net Punting Avg.....	77/40.3	77/40.4
PENALTIES/YARDS	98/852	115/1070
FUMBLES/BALL LOST	23/8	16/5
TOUCHDOWNS	41	34
Rushing.....	8	12
Passing.....	30	20
Returns.....	3	2

SCORE BY PERIODS

	Q1	Q2	Q3	Q4	OT	PTS
PACKERS	103	56	86	110	0	355
OPPONENTS	42	118	92	51	0	303

SCORING

	TD	-Ru	-Pa	-Rt	K-PAT	FG	S	PTS
Mason Crosby.....	0	0	0	0	35/35	22/26	0	101
James Jones.....	8	0	8	0			0	52
Richard Rodgers.....	7	0	7	0			0	44
Randall Cobb.....	7	0	6	1			0	42
Eddie Lacy.....	5	3	2	0			0	30
James Starks.....	5	2	3	0			0	30
John Kuhn.....	2	2	0	0			0	12
Ty Montgomery.....	2	0	2	0			0	12
Davante Adams.....	1	0	1	0			0	8
Justin Perillo.....	1	0	1	0			0	6
Damarious Randall.....	1	0	0	1			0	6
Aaron Rodgers.....	1	1	0	0			0	6
Quinten Rollins.....	1	0	0	1			0	6
PACKERS	41	8	30	3	35/35	22/26	0	355
OPPONENTS	34	12	20	2	29/32	22/26	1	303

2-Pt Conversions: J. Jones 2, Adams, R. Rodgers, Packers 4-6, Opponents 1-2

SACKS: Julius Peppers 9.5, Clay Matthews 5.5, Mike Daniels 4, Mike Neal 4, Nick Perry 3.5, Jayrone Elliott 3, Datone Jones 3, Ha Ha Clinton-Dix 2, Micah Hyde 1, Nate Palmer 1, Mike Pannel 1, Quinten Rollins 1, Joe Thomas 1, B.J. Raji 0.5, PACKERS 40, OPPONENTS 42

RUSHING

	No	Yds	Avg	Long	TD
Eddie Lacy.....	174	724	4.2	29	3
James Starks.....	140	577	4.1	65t	2
Aaron Rodgers.....	55	332	6.0	18	1
Randall Cobb.....	12	47	3.9	12	0
John Kuhn.....	8	25	3.1	5t	2
John Crockett.....	9	21	2.3	12	0
Alonzo Harris.....	4	19	4.8	16	0
Ty Montgomery.....	3	14	4.7	9	0
Richard Rodgers.....	1	11	11.0	11	0
Tim Masthay.....	1	7	7.0	7	0
Scott Tolzien.....	3	-3	-1.0	0	0
PACKERS	410	1774	4.3	65t	8
OPPONENTS	393	1754	4.5	55	12

PASSING

	Att	Cmp	Yds	Cmp%	Yds/Att	TD	TD%	Int	Int%	Long	Sack/Lost	Rating
Aaron Rodgers.....	528	319	3530	60.4	6.69	30	5.7	7	1.3	65t	41/297	93.7
Scott Tolzien.....	1	1	4	100.0	4.00	0	0.0	0	0.0	4	1/8	83.3
PACKERS	529	320	3534	60.5	6.68	30	5.7	7	1.3	65t	42/305	93.7
OPPONENTS	532	311	3799	58.5	7.14	20	3.8	15	2.8	68	40/248	81.3

RECEIVING

	No	Yds	Avg	Long	TD
Randall Cobb.....	73	792	10.8	53t	6
Richard Rodgers.....	51	451	8.8	61t	7
James Jones.....	46	788	17.1	65t	8
Davante Adams.....	46	429	9.3	40	1
James Starks.....	40	374	9.4	30	3
Eddie Lacy.....	18	181	10.1	28t	2
Ty Montgomery.....	15	136	9.1	31t	2
Justin Perillo.....	11	102	9.3	24	1
Jared Abbrederis.....	9	111	12.3	32	0
John Kuhn.....	4	42	10.5	19	0
Andrew Quarless.....	4	31	7.8	13	0
Jeff Janis.....	2	79	39.5	46	0
Aaron Ripkowski.....	1	18	18.0	18	0
PACKERS	320	3534	11.0	65t	30
OPPONENTS	311	3799	12.2	68	20

INTERCEPTIONS

	No	Yds	Avg	Long	TD
Damarious Randall.....	3	47	15.7	43t	1
Sam Shields.....	3	15	5.0	15	0
Quinten Rollins.....	2	48	24.0	45t	1
Micah Hyde.....	2	36	18.0	34	0
Ha Ha Clinton-Dix.....	2	2	1.0	2	0
Clay Matthews.....	1	42	42.0	42	0
Mike Daniels.....	1	6	6.0	6	0
Jayrone Elliott.....	1	2	2.0	2	0
PACKERS	15	198	13.2	45t	2
OPPONENTS	7	55	7.9	29	0

PUNTING

	No	Yds	Avg	Net	TB	In 20	LG	Blk
Tim Masthay.....	77	3376	43.8	40.3	6	18	62	0
PACKERS	77	3376	43.8	40.3	6	18	62	0
OPPONENTS	77	3365	43.7	40.4	5	27	61	0

PUNT RETURNS

	Ret	FC	Yds	Avg	Long	TD
Micah Hyde.....	25	16	142	5.7	16	0
Randall Cobb.....	4	4	10	2.5	10	0
PACKERS	29	20	152	5.2	16	0
OPPONENTS	38	14	153	4.0	23	0

KICKOFF RETURNS

	No	Yds	Avg	Long	TD
Jeff Janis.....	13	380	29.2	70	0
Micah Hyde.....	8	187	23.4	30	0
Ty Montgomery.....	7	218	31.1	46	0
Jared Abbrederis.....	2	52	26.0	30	0
John Kuhn.....	2	9	4.5	9	0
Datone Jones.....	1	9	9.0	9	0
Aaron Ripkowski.....	1	0	0.0	0	0
JC Tretter.....	1	0	0.0	0	0
PACKERS	35	855	24.4	70	0
OPPONENTS	35	894	25.5	104	0

FIELD GOALS

	1-19	20-29	30-39	40-49	50+
Mason Crosby.....	1/1	6/6	4/4	7/10	4/5
PACKERS	1/1	6/6	4/4	7/10	4/5
OPPONENTS	1/1	6/6	5/5	5/6	5/8

Crosby: (37G) (54G, 18G, 44G, 21G) (44G) (44N, 31G) (35G) (23G, 28G) (56G) () (44G, 52N) (42G, 47G, 40G, 42G, 52G) (22G, 50G) (41N) () (24G, 21G, 33G, 49B) ()
Opponents: (28G, 50G, 44G) (54G) () (33G) (42G, 50B, 53N, 63N) (36G, 32G) (50G, 24G) (20G, 49G, 43N, 22G) (49G, 51G) () (21G) (51G, 34G, 42G) () (23G, 30G) (19G)



2015 REGULAR-SEASON DEFENSIVE STATISTICS

Official totals – based on coaches' film review, through Dec. 27 at Arizona

Player	Total			Sacks/	Int/	Fum	For	Pass
	Tackles	Solo	Asst	Yards	Yards	Rec	Fum	Def
Ha Ha Clinton-Dix	111	92	19	2.0/14.0	2/2	0	1	4
Clay Matthews	82	54	28	5.5/35.5	1/42	1	0	3
Nate Palmer	80	55	25	1.0/0.0	0/0	0	0	3
Casey Hayward	72	53	19	0.0/0.0	0/0	0	0	7
Morgan Burnett	65	49	16	0.0/0.0	0/0	1	2	6
Mike Daniels	63	39	24	4.0/21.5	1/6	0	1	1
Damarious Randall	56	47	9	0.0/0.0	3/47	0	0	16
Micah Hyde	50	44	6	1.0/3.0	2/36	1	0	6
Sam Shields	44	35	9	0.0/0.0	3/15	1	0	13
Julius Peppers	40	29	11	9.5/54.0	0/0	0	2	0
Mike Neal	39	26	13	4.0/28.5	0/0	0	1	0
Jake Ryan	37	26	11	0.0/0.0	0/0	1	0	0
Letroy Guion	36	11	25	0.0/0.0	0/0	0	0	0
Quinten Rollins	34	25	9	1.0/11.0	2/48	0	0	9
Mike Pennel	33	21	12	1.0/0.0	0/0	0	1	0
B.J. Raji	33	12	21	0.5/1.0	0/0	0	0	2
Nick Perry	31	20	11	3.5/21.5	0/0	0	1	1
Datone Jones	23	15	8	3.0/32.0	0/0	0	0	3
Joe Thomas	22	15	7	1.0/2.0	0/0	0	1	2
Jayrone Elliott	17	14	3	3.0/24.0	1/2	0	1	2
Demetri Goodson	5	4	1	0.0/0.0	0/0	0	0	1
Chris Banjo	4	4	0	0.0/0.0	0/0	0	0	1
Sean Richardson	2	2	0	0.0/0.0	0/0	0	0	1
Andy Mulumba	2	0	2	0.0/0.0	0/0	0	0	0
Sam Barrington	1	1	0	0.0/0.0	0/0	0	0	0
Josh Boyd	1	1	0	0.0/0.0	0/0	0	0	0
Bruce Gaston	1	1	0	0.0/0.0	0/0	0	0	0
Totals	984	695	289	40.0/248.0	15/198	5	11	81

SPECIAL TEAMS

Player	TT	FR	FF
Chris Banjo	20	0	0
Jeff Janis	15	0	0
Jayrone Elliott	11	0	0
Aaron Ripkowski	9	0	0
Demetri Goodson	9	0	0
Joe Thomas	9	0	0
Quinten Rollins	7	0	0
Micah Hyde	5	0	0
Jake Ryan	5	0	0
John Kuhn	4	0	0
Nate Palmer	3	0	0
Ha Ha Clinton-Dix	2	0	0
LaDarius Gunter	2	0	0
Tim Masthay	2	0	0
Andy Mulumba	2	0	0
Damarious Randall	2	0	0
John Crockett	1	0	0
Casey Hayward	1	0	0
Letroy Guion	1	0	0
Sean Richardson	1	0	0
Totals	111	0	0

BLOCKED KICKS

Player	PAT	FG	P
Datone Jones	0	1	0
Totals	0	1	0

DEFENSIVE SCORING

Player	TD	Int		Fum	Safeties
		Ret	Ret	Ret	
Damarious Randall	1	1	0	0	0
Quinten Rollins	1	1	0	0	0
Totals	2	2	0	0	0

Defensive touchdowns (2):

Randall — 43-yard INT return at Oakland (12/20)
 Rollins — 45-yard INT return vs. St. Louis (10/11)

MISCELLANEOUS TACKLES

Player	Tackles
T.J. Lang	2
Davante Adams	1
Randall Cobb	1
James Jones	1
John Kuhn	1
Eddie Lacy	1
Aaron Rodgers	1
Richard Rodgers	1
James Starks	1
JC Tretter	1
Totals	11



ROSTER BY POSITION

QUARTERBACK (3)

Brett Hundley
Aaron Rodgers
Scott Tolzien

FULLBACK (2)

John Kuhn
Aaron Ripkowski

RUNNING BACK (3)

John Crockett
Eddie Lacy
James Starks

WIDE RECEIVER (5)

Jared Abbrederis
Davante Adams
Randall Cobb
Jeff Janis
James Jones

TIGHT END (4)

Kennard Backman
Justin Perillo
Andrew Quarless
Richard Rodgers

OFFENSIVE LINE (9)

David Bakhtiari
Don Barclay
Bryan Bulaga
T.J. Lang
Corey Linsley
Josh Sitton
Lane Taylor
JC Tretter
Josh Walker

DEFENSIVE LINE (5)

Mike Daniels
Letroy Guion
Datone Jones
Mike Pennel
B.J. Raji

LINEBACKER (9)

Jayrone Elliott
Clay Matthews
Andy Mulumba
Mike Neal
Nate Palmer
Julius Peppers
Nick Perry
Jake Ryan
Joe Thomas

CORNERBACK (6)

Demetri Goodson
LaDarius Gunter
Casey Hayward
Damarius Randall
Quinten Rollins
Sam Shields

SAFETY (4)

Chris Banjo
Morgan Burnett
Ha Ha Clinton-Dix
Micah Hyde

SPECIALIST (3)

Mason Crosby
Rick Lovato
Tim Masthay

Rookies and first-year players are underlined

PRONUNCIATION GUIDE

PLAYERS

Jared Abbrederis ab-bruh-DAIR-is
Kennard Backman kuh-NARD
David Bakhtiari bock-tee-R-ee
Don Barclay BAR-clay
Bryan Bulaga buh-LAH-guh
Jayrone Elliott jay-RONE
Brett Goode GEWD
Letroy Guion GUY-on
LaDarius Gunter luh-DAIR-ee-us
Datone Jones DAY-tone
John Kuhn KOON
Tim Masthay MASS-tay
Andy Mulumba moo-LOOM-bah

Mike Pennel puh-NELL
Justin Perillo puh-RILL-oh
Andrew Quarless QUAR-liss
B.J. Raji RAH-jee
Damarius Randall duh-MAIR-ee-us
Josh Sitton SITT-en
Scott Tolzien toll-ZEEN

COACHES

James Campen KAMP-en
Tom Clements KLEMM-ints
Jerry Fontenot FON-tin-oh
Mark Lovat luh-VOTT
Mike Solari so-LARR-ee
Mike Trgovac TER-guh-vac



OFFENSE

WR: 17 Davante Adams	89 James Jones	83 Jeff Janis
LT: 69 David Bakhtiari	67 Don Barclay	
LG: 71 Josh Sitton	65 Lane Taylor	
C: 63 Corey Linsley	73 JC Tretter	
RG: 70 T.J. Lang	<u>79 Josh Walker</u>	
RT: 75 Bryan Bulaga	67 Don Barclay	
TE: 82 Richard Rodgers	80 Justin Perillo	81 Andrew Quarless
		<u>86 Kennard Backman</u>
WR: 18 Randall Cobb	84 Jared Abbrederis	
QB: 12 Aaron Rodgers	16 Scott Tolzien	<u>7 Brett Hundley</u>
RB: 27 Eddie Lacy	44 James Starks	<u>38 John Crockett</u>
FB: 30 John Kuhn	<u>22 Aaron Ripkowski</u>	

DEFENSE

DE: 98 Letroy Guion	95 Datone Jones	
NOSE: 90 B.J. Raji	64 Mike Pannel	
DT: 76 Mike Daniels	64 Mike Pannel	
LOLB: 96 Mike Neal	52 Clay Matthews	91 Jayrone Elliott
BLB: <u>47 Jake Ryan</u>	51 Nate Palmer	<u>48 Joe Thomas</u>
MLB: 52 Clay Matthews	51 Nate Palmer	
ROLB: 56 Julius Peppers	53 Nick Perry	55 Andy Mulumba
LCB: 29 Casey Hayward	<u>23 Damarious Randall</u>	39 Demetri Goodson
RCB: 37 Sam Shields	<u>24 Quinten Rollins</u>	<u>36 LaDarius Gunter</u>
SS: 42 Morgan Burnett	32 Chris Banjo	
FS: 21 Ha Ha Clinton-Dix	33 Micah Hyde	

SPECIAL TEAMS

K: 2 Mason Crosby	8 Tim Masthay	
P: 8 Tim Masthay	2 Mason Crosby	
H: 8 Tim Masthay	18 Randall Cobb	
PR: 33 Micah Hyde	18 Randall Cobb	
KR: 83 Jeff Janis	84 Jared Abbrederis	33 Micah Hyde
LS: <u>59 Rick Lovato</u>	67 Don Barclay	80 Justin Perillo

Rookies and first-year players are underlined

COACH LOCATIONS

- ▶ **Coaches' Box:** Dom Capers (defensive coordinator), Tom Clements (associate head coach/offense), Luke Getsy (offensive quality control), Scott McCurley (assistant linebackers), David Raih (coaching administrator), John Rushing (defensive quality control), Mike Solari (assistant offensive line), Joe Whitt Jr. (secondary - cornerbacks).
- ▶ **Sideline:** Edgar Bennett (offensive coordinator), James Campen (offensive line), Jerry Fontenot (tight ends), Sam Gash (running backs), Jerry Montgomery (defensive front assistant), Winston Moss (associate head coach/linebackers), Darren Perry (secondary - safeties), Jason Simmons (assistant special teams), Mike Trgovac (defensive line), Alex Van Pelt (quarterbacks/ wide receivers), Ron Zook (special teams coordinator).



HOW THE PACKERS WERE BUILT

Year	Record	Draft (34)	Waivers (1)	Free Agents (18)
2005	4-12	QB Aaron Rodgers D1		
2007	13-3	K Mason Crosby D6c	FB John Kuhn (Pit)	
2008	6-10	G Josh Sitton D4b		
2009	11-5	DT B.J. Raji D1a LB Clay Matthews D1b G T.J. Lang D4		
2010	10-6	T Bryan Bulaga D1 LB Mike Neal D2 S Morgan Burnett D3 TE Andrew Quarless D5a RB James Starks D6		P Tim Masthay CB Sam Shields
2011	15-1	WR Randall Cobb D2		
2012	11-5	LB Nick Perry D1 CB Casey Hayward D2b DT Mike Daniels D4a		T/G Don Barclay
2013	8-7-1	DE Datone Jones D1 RB Eddie Lacy D2 T David Bakhtiari D4a C/G JC Tretter D4b DB Micah Hyde D5a LB Nate Palmer D6		S Chris Banjo LB Andy Mulumba G Lane Taylor QB Scott Tolzien
2014	12-4	S Ha Ha Clinton-Dix D1 WR Davante Adams D2 TE Richard Rodgers D3b C Corey Linsley D5a WR Jared Abbrederis D5b CB Demetri Goodson D6 WR Jeff Janis D7		LB Jayrone Elliott DT Letroy Guion DT Mike Pennel LB Julius Peppers TE Justin Perillo G Josh Walker
2015	10-5	CB Damarious Randall D1 CB Quinten Rollins D2 LB Jake Ryan D4 QB Brett Hundley D5 FB Aaron Ripkowski D6a TE Kennard Backman D6c		RB John Crockett CB LaDarius Gunter WR James Jones (D3-07) LS Rick Lovato LB Joe Thomas (PS-Dal.)

TEAM STATISTICS/STARTERS

OFFENSE

Date/Opp	First Downs					Third Downs	Fourth Downs	Total Offense			Net Rushing			Net Passing			QB		Punts No/Avg	Punts NetAvg	Pen No/Yds	Fumbles No-Lost	2-pt Conv	Poss					
	1	2	3	4	OT			Tot	Ru	Pa	Pe	Pl	Yds	Avg	Att	Yds	TD	Att-Com-Int							Yds	TD	Sacked		
9/13	at	Chi	7	3	7	14	0	21	10	10	1	6-10	1-1	53	322	6.1	30	133	1	23-18-0	189	3	0	2/48.5	33.0	10/74	0-0	0-0	9
9/20		Sea	10	3	3	11	0	21	7	11	3	4-11	0-0	64	361	5.6	29	127	0	33-25-0	234	2	2	3/46.3	39.0	6/35	2-1	1-1	11
9/28		KC	14	10	7	7	0	26	6	15	5	4-11	0-1	68	448	6.6	32	123	0	35-24-0	325	5	1	5/43.0	39.4	12/89	0-0	0-0	12
10/4	at	SF	7	0	10	0	0	18	9	8	1	5-15	2-2	68	362	5.3	33	162	1	32-22-0	200	1	3	6/39.2	37.2	8/65	0-0	0-0	10
10/11		StL	14	0	7	3	0	14	4	9	1	4-13	0-1	59	322	5.5	27	86	0	30-19-2	236	2	2	4/47.8	36.8	7/67	1-1	0-0	13
10/18		SD	14	3	7	3	0	17	3	11	3	3-9	0-0	49	370	7.6	17	133	1	29-16-0	237	2	3	4/40.5	42.3	6/50	1-0	0-0	10
11/1	at	Den	0	7	3	0	0	14	7	3	4	2-8	0-0	46	140	3.0	21	90	1	22-14-0	50	0	3	5/46.2	43.8	2/15	3-0	0-0	9
11/8	at	Car	7	0	7	15	0	21	3	16	2	3-14	2-3	72	402	5.6	19	71	0	48-25-1	331	4	5	8/44.6	40.3	7/87	2-1	1-1	16
11/15		Det	3	0	0	13	0	22	3	17	2	9-19	0-0	82	372	4.5	18	47	0	61-35-0	325	2	3	9/41.3	37.0	5/55	1-0	0-1	14
11/22	at	Min	6	10	3	11	0	19	6	10	3	6-16	0-0	70	320	4.6	34	124	0	34-16-0	196	2	2	4/38.0	38.0	4/19	0-0	1-1	12
11/26		Chi	7	6	0	0	0	23	9	9	5	3-11	0-2	73	365	5.0	28	177	0	43-22-1	188	1	2	5/35.6	34.2	3/38	3-1	0-0	12
12/3	at	Det	0	0	14	13	0	19	5	11	3	3-12	1-1	63	313	5.0	24	67	1	36-24-1	246	2	3	6/47.7	44.3	7/55	3-0	0-1	13
12/13		Dal	0	14	0	14	0	29	15	12	2	7-14	0-1	81	435	5.4	44	230	2	35-22-0	205	2	2	6/47.0	44.7	8/69	1-0	0-0	12
12/20	at	Oak	14	0	10	6	0	18	3	11	4	4-13	0-0	69	293	4.2	28	103	1	39-22-1	190	1	2	4/52.8	48.5	6/75	1-1	0-0	14
12/27	at	Ari	0	0	8	0	0	16	5	7	4	5-17	2-3	64	178	2.8	26	101	0	29-16-1	77	1	9	6/44.7	43.2	7/59	5-3	1-1	13
1/3		Min																											
SEASON			103	56	86	110	0	298	95	160	43	68-193	8-15	981	5003	5.1	410	1774	8	529-320-7	3229	30	42	77/43.8	40.3	98/852	23-8	4-6	180

DEFENSE

Date/Opp	First Downs					Third Downs	Fourth Downs	Total Offense			Net Rushing			Net Passing			QB		Punts No/Avg	Punts NetAvg	Pen No/Yds	Fumbles No-Lost	2-pt Conv	Poss					
	1	2	3	4	OT			Tot	Ru	Pa	Pe	Pl	Yds	Avg	Att	Yds	TD	Att-Com-Int							Yds	TD	Sacked		
9/13	at	Chi	3	10	3	7	0	25	10	12	3	11-17	2-3	71	402	5.7	33	189	1	36-18-1	213	1	2	1/56.0	56.0	6/64	0-0	0-0	8
9/20		Sea	3	0	14	0	0	21	8	12	1	3-9	0-0	57	324	5.7	25	119	0	30-19-1	205	2	2	5/40.2	36.2	6/92	1-1	0-0	10
9/28		KC	0	7	7	14	0	23	6	13	4	2-10	2-2	65	326	5.0	18	75	3	40-24-1	251	1	7	6/50.2	45.2	7/38	2-0	1-2	13
10/4	at	SF	0	3	0	0	0	8	1	7	0	4-13	0-1	50	196	3.9	19	77	0	25-13-1	119	0	6	6/41.2	38.8	4/30	3-0	0-0	10
10/11		StL	0	10	0	0	0	17	8	8	1	5-18	1-1	70	334	4.8	36	191	0	31-12-4	143	1	3	4/45.3	38.0	8/40	1-0	0-0	10
10/18		SD	3	7	7	3	0	32	4	26	2	9-18	1-3	89	548	6.2	21	60	0	65-43-0	488	2	3	3/39.0	26.3	9/76	2-1	0-0	10
11/1	at	Den	7	10	7	5	0	24	9	15	0	6-12	0-0	63	500	7.9	34	160	3	29-21-1	340	0	0	3/40.0	37.0	11/93	0-0	0-0	9
11/8	at	Car	3	24	3	7	0	20	9	10	1	5-15	0-0	66	427	6.5	36	130	1	30-15-1	297	3	0	6/48.2	45.2	6/45	0-0	0-0	15
11/15		Det	0	3	6	9	0	16	2	13	1	5-16	0-0	64	287	4.5	26	45	0	38-24-1	242	2	0	7/42.4	41.4	3/35	1-0	0-0	12
11/22	at	Min	6	0	7	0	0	16	5	11	0	5-13	0-2	62	342	5.5	18	94	1	38-25-0	248	1	6	6/40.8	36.0	8/110	1-1	0-0	12
11/26		Chi	0	14	0	3	0	17	4	12	1	5-14	0-0	63	290	4.6	31	101	1	31-19-0	189	1	1	8/40.4	37.8	12/95	1-0	0-0	12
12/3	at	Det	17	0	3	3	0	17	6	11	0	6-16	1-1	63	306	4.9	25	101	0	35-23-0	205	2	3	6/45.7	45.7	9/108	1-1	0-0	12
12/13		Dal	0	0	7	0	0	11	5	5	1	1-11	0-2	51	270	5.3	20	171	1	29-13-1	99	0	2	7/46.4	44.6	6/30	0-0	0-0	12
12/20	at	Oak	0	13	7	0	0	20	8	10	2	5-17	1-4	75	372	5.0	25	120	0	47-23-2	252	2	3	5/43.4	38.6	10/95	0-0	0-0	14
12/27	at	Ari	0	17	21	0	0	19	5	13	1	5-10	0-0	56	381	6.8	26	121	1	28-19-1	260	2	2	4/43.0	43.0	10/119	2-1	0-0	11
1/3		Min																											
SEASON			42	118	92	51	0	286	90	178	18	77-209	9-20	965	5305	5.5	393	1754	12	532-311-15	3551	20	40	77/43.7	40.4	115/1070	16-5	1-2	173

OFFENSIVE STARTERS

	WR	WR	TE	LT	LG	C	RG	RT	2nd TE	3rd WR	QB	RB	FB	4th WR
9/13	at	Chi	R.Cobb	D.Adams	R.Rodgers	D.Bakhtiari	J.Sitton	C.Linsley	T.Lang	B.Bulaga	J.Jones	A.Rodgers	E.Lacy	
9/20		Sea	R.Cobb	D.Adams	R.Rodgers	D.Bakhtiari	J.Sitton	C.Linsley	T.Lang	D.Barclay	J.Jones	A.Rodgers	E.Lacy	
9/28		KC	R.Cobb	D.Adams	R.Rodgers	D.Bakhtiari	J.Sitton	C.Linsley	T.Lang	D.Barclay	J.Jones	A.Rodgers	E.Lacy	
10/4	at	SF	R.Cobb	J.Jones	R.Rodgers	D.Bakhtiari	J.Sitton	C.Linsley	T.Lang	D.Barclay	T.Montgomery	A.Rodgers	E.Lacy	
10/11		StL	R.Cobb	J.Jones	R.Rodgers	D.Bakhtiari	J.Sitton	C.Linsley	T.Lang	B.Bulaga	T.Montgomery	A.Rodgers	E.Lacy	
10/18		SD	R.Cobb	J.Jones	R.Rodgers	D.Bakhtiari	J.Sitton	C.Linsley	T.Lang	B.Bulaga	T.Montgomery	A.Rodgers	J.Starks	
11/1	at	Den	R.Cobb	D.Adams	R.Rodgers	D.Bakhtiari	J.Sitton	C.Linsley	T.Lang	B.Bulaga	J.Jones	A.Rodgers	E.Lacy	
11/8	at	Car	R.Cobb	D.Adams	R.Rodgers	D.Bakhtiari	J.Sitton	C.Linsley	T.Lang	B.Bulaga	J.Jones	A.Rodgers	E.Lacy	J.Kuhn
11/15		Det	R.Cobb	D.Adams	R.Rodgers	D.Bakhtiari	J.Sitton	C.Linsley	T.Lang	B.Bulaga	J.Jones	A.Rodgers	J.Starks	
11/22	at	Min	R.Cobb	D.Adams	R.Rodgers	D.Bakhtiari	J.Sitton	C.Linsley	T.Lang	B.Bulaga	J.Jones	A.Rodgers	J.Starks	
11/26		Chi	R.Cobb	D.Adams	R.Rodgers	D.Bakhtiari	J.Sitton	J.Tretter	T.Lang	B.Bulaga	J.Jones	A.Rodgers	E.Lacy	
12/3	at	Det	R.Cobb	D.Adams	R.Rodgers	D.Bakhtiari	J.Sitton	C.Linsley	L.Taylor	D.Barclay	J.Jones	A.Rodgers	J.Starks	J.Kuhn
12/13		Dal	R.Cobb	D.Adams	R.Rodgers	D.Bakhtiari	J.Sitton	J.Tretter	T.Lang	B.Bulaga	J.Jones	A.Rodgers	E.Lacy	J.Kuhn
12/20	at	Oak	R.Cobb	D.Adams	R.Rodgers	D.Bakhtiari	J.Sitton	J.Tretter	T.Lang	B.Bulaga	J.Jones	A.Rodgers	E.Lacy	J.Kuhn
12/27	at	Ari	R.Cobb	D.Adams	R.Rodgers	D.Bakhtiari	J.Sitton	C.Linsley	T.Lang	B.Bulaga	J.Jones	A.Rodgers	E.Lacy	J.Kuhn
1/3		Min												

DEFENSIVE STARTERS

	DE	DT	NOSE	LOLB	BLB	MLB	ROLB	LCB	RCB	SS	FS	3rd CB	3rd S
9/13	at	Chi	M.Pennel	M.Daniels	B.Raji	M.Neal	S.Barrington	C.Matthews	J.Peppers	S.Shields	M.Hyde	H.Clinton-Dix	S.Richardson
9/20		Sea	M.Pennel	M.Daniels	B.Raji	J.Peppers	N.Palmer	C.Matthews	M.Neal	C.Hayward	M.Burnett	H.Clinton-Dix	M.Hyde
9/28		KC	M.Pennel	M.Daniels	B.Raji	N.Perry	N.Palmer	C.Matthews	J.Peppers	S.Shields	M.Hyde	H.Clinton-Dix	C.Banjo
10/4	at	SF	M.Pennel	M.Daniels	B.Raji	M.Neal	N.Palmer	C.Matthews	J.Peppers	C.Hayward	S.Shields	M.Hyde	H.Clinton-Dix
10/11		StL		M.Daniels	B.Raji	J.Peppers	N.Palmer	C.Matthews	M.Neal	D.Randall	S.Shields	M.Hyde	H.Clinton-Dix
10/18		SD		M.Daniels	L.Guion	J.Peppers	N.Palmer	C.Matthews	M.Neal	D.Randall	S.Shields	M.Hyde	H.Clinton-Dix
11/1	at	Den		M.Daniels	B.Raji	J.Peppers	N.Palmer	C.Matthews	M.Neal	C.Hayward	S.Shields	M.Burnett	H.Clinton-Dix
11/8	at	Car	L.Guion	M.Daniels	B.Raji	M.Neal	N.Palmer	C.Matthews	J.Peppers	C.Hayward	D.Randall	M.Burnett	H.Clinton-Dix
11/15		Det		M.Daniels	B.Raji	J.Peppers	N.Palmer	C.Matthews	M.Neal	D.Randall	S.Shields	M.Burnett	H.Clinton-Dix
11/22	at	Min	L.Guion	M.Daniels	B.Raji	M.Neal	N.Palmer	C.Matthews	J.Peppers	D.Randall	S.Shields	M.Burnett	H.Clinton-Dix
11/26		Chi	L.Guion	M.Daniels	B.Raji	M.Neal	N.Palmer	C.Matthews	J.Peppers	D.Randall	S.Shields	M.Burnett	H.Clinton-Dix
12/3	at	Det		M.Daniels	B.Raji	J.Peppers	J.Ryan	C.Matthews	M.Neal	D.Randall	S.Shields	M.Burnett	H.Clinton-Dix
12/13		Dal	M.Pennel	M.Daniels	B.Raji	M.Neal	J.Ryan	C.Matthews	J.Peppers	S.Shields	D.Randall	M.B	

INDIVIDUAL STATISTICS, OFFENSE

RECEIVING D.Adams						R.Cobb					J.Janis					J.Jones					T.Montgomery					R.Rodgers						
			No	Yds	Avg	Lg	TD	No	Yds	Avg	Lg	TD	No	Yds	Avg	Lg	TD	No	Yds	Avg	Lg	TD	No	Yds	Avg	Lg	TD	No	Yds	Avg	Lg	TD
9/13	at	Chi	4	59	14.8	25	0	5	38	7.6	10	1	0	0	--	--	0	4	51	12.8	34	2	0	0	--	--	0	3	27	9.0	20	0
9/20		Sea	5	33	6.6	13	0	8	116	14.5	25	0	0	0	--	--	0	1	29	29.0	29t	1	4	37	9.3	17	0	3	23	7.7	9	1
9/28		KC	0	0	--	--	0	7	91	13.0	29	3	0	0	--	--	0	7	139	19.9	52	1	2	14	7.0	8t	1	2	15	7.5	8	0
10/4	at	SF		(Inactive)				5	44	8.8	19	0	0	0	--	--	0	5	98	19.6	38	0	3	15	5.0	8	0	5	45	9.0	12	1
10/11		StL		(Inactive)				3	23	7.7	10	0	0	0	--	--	0	2	77	38.5	65t	1	4	59	14.8	31t	1	6	45	7.5	18	0
10/18		SD		(Inactive)				2	38	19.0	26	0	2	79	39.5	46	0	2	30	15.0	22	1	2	11	5.5	6	0	2	34	17.0	25	0
11/1	at	Den	1	8	8.0	8	0	6	27	4.5	17	0	0	0	--	--	0	1	2	2.0	2	0		(Inactive)				2	16	8.0	11	0
11/8	at	Car	7	93	13.3	40	0	4	99	24.8	53t	1	0	0	--	--	0	2	57	28.5	36	0		(Inactive)				5	19	3.8	7	2
11/15		Det	10	79	7.9	18	0	5	53	10.6	20	0	0	0	--	--	0	0	0	--	--	0		(Inactive)				5	32	6.4	21	1
11/22	at	Min	3	36	12.0	16	0	2	24	12.0	14	1	0	0	--	--	0	6	109	18.2	37	1		(Inactive)				3	7	2.3	5	0
11/26		Chi	2	14	7.0	8	0	6	74	12.3	32	0	0	0	--	--	0	0	0	--	--	0		(Inactive)				4	30	7.5	13	0
12/3	at	Det	4	21	5.3	8t	1	4	29	7.3	16	0	0	0	--	--	0	1	19	19.0	19	0		(Inactive)				8	146	18.3	61t	1
12/13		Dal	2	12	6.0	8	0	8	81	10.1	17	0	0	0	--	--	0	4	49	12.3	16	0		(Inactive)				1	3	3.0	3t	1
12/20	at	Oak	5	32	6.4	8	0	5	40	8.0	23	0	0	0	--	--	0	6	82	13.7	30t	1		(Inactive)				1	7	7.0	7	0
12/27	at	Ari	3	42	14.0	38	0	3	15	5.0	8	0	0	0	--	--	0	5	46	9.2	17	0		(Injured Reserve)				1	2	2.0	2	0
1/3		Min																														
SEASON			46	429	9.3	40	1	73	792	10.8	53t	6	2	79	39.5	46	0	46	788	17.1	65t	8	15	136	9.1	31t	2	51	451	8.8	61t	7
CAREER			84	875	10.4	45	4	300	3841	12.8	70t	31	4	95	23.8	46	0	429	5759	13.4	83t	51	15	136	9.1	31t	2	71	676	9.5	61t	9

RECEIVING A.Quarless						K.Backman					E.Lacy					J.Starks					A.Harris					J.Kuhn						
			No	Yds	Avg	Lg	TD	No	Yds	Avg	Lg	TD	No	Yds	Avg	Lg	TD	No	Yds	Avg	Lg	TD	No	Yds	Avg	Lg	TD	No	Yds	Avg	Lg	TD
9/13	at	Chi	0	0	--	--	0		(Inactive)				2	14	7.0	9	0	0	0	--	--	0		(Inactive)				0	0	--	--	0
9/20		Sea	0	0	--	--	0		(Inactive)				0	0	--	--	0	4	11	2.8	6	0		(Inactive)				0	0	--	--	0
9/28		KC	2	14	7.0	7	0		(Inactive)				3	41	13.7	26	0	1	19	19.0	19	0	0	0	--	--	0	0	0	--	--	0
10/4	at	SF		(Injured Reserve/DFR)				0	0	--	--	0	1	3	3.0	3	0	2	11	5.5	8	0	0	0	--	--	0	1	8	8.0	8	0
10/11		StL		(Injured Reserve/DFR)				0	0	--	--	0	1	8	8.0	8	0	3	29	9.7	19	0	0	0	--	--	0	0	0	--	--	0
10/18		SD		(Injured Reserve/DFR)					(Did Not Play)				2	17	8.5	12	0	1	5	5.0	5t	1		(Inactive)				2	20	10.0	19	0
11/1	at	Den		(Injured Reserve/DFR)					(Inactive)				1	9	9.0	9	0	2	9	4.5	5	0	0	0	--	--	0	0	0	--	--	0
11/8	at	Car		(Injured Reserve/DFR)					(Inactive)				0	0	--	--	0	6	83	13.8	30	1	0	0	--	--	0	0	0	--	--	0
11/15		Det		(Injured Reserve/DFR)					(Inactive)					(Inactive)				6	54	9.0	19	0	0	0	--	--	0	0	0	--	--	0
11/22	at	Min		(Injured Reserve/DFR)				0	0	--	--	0	1	6	6.0	6	0	1	30	30.0	30	0		(Inactive)				0	0	--	--	0
11/26		Chi		(Injured Reserve/DFR)				0	0	--	--	0	4	34	8.5	25t	1	4	41	10.3	18	0		(Inactive)				0	0	--	--	0
12/3	at	Det		(Injured Reserve/DFR)				0	0	--	--	0	1	-3	-3.0	-3	0	5	45	9.0	25	0		(Not With Team)				0	0	--	--	0
12/13		Dal		(Injured Reserve/DFR)				0	0	--	--	0	1	24	24.0	24	0	4	32	8.0	13t	1		(Not With Team)				1	14	14.0	14	0
12/20	at	Oak		(Injured Reserve/DFR)					(Inactive)				0	0	--	--	0	1	5	5.0	5	0		(Not With Team)				0	0	--	--	0
12/27	at	Ari	2	17	8.5	13	0		(Inactive)				1	28	28.0	28t	1	0	0	--	--	0		(Not With Team)				0	0	--	--	0
1/3		Min																														
SEASON			4	31	7.8	13	0	0	0	0.0	0	0	18	181	10.1	28t	2	40	374	9.4	30	3	0	0	--	--	0	4	42	10.5	19	0
CAREER			89	940	10.6	34	6	0	0	0.0	0	0	95	865	9.1	67	6	103	865	8.4	30	4	0	0	--	--	0	80	558	7.0	32	8

RECEIVING A.Ripkowski						J.Perillo					J.Abbrederis						
			No	Yds	Avg	Lg	TD	No	Yds	Avg	Lg	TD	No	Yds	Avg	Lg	TD
9/13	at	Chi	0	0	--	--	0		(Practice Squad)					(Practice Squad)			
9/20		Sea	0	0	--	--	0		(Practice Squad)					(Practice Squad)			
9/28		KC	0	0	--	--	0		(Practice Squad)					(Practice Squad)			
10/4	at	SF	0	0	--	--	0		(Practice Squad)				0	0	--	--	0
10/11		StL	0	0	--	--	0		(Practice Squad)				0	0	--	--	0
10/18		SD	0	0	--	--	0	1	21	21.0	21	0	0	0	--	--	0
11/1	at	Den	0	0	--	--	0	1	6	6.0	6	0	0	0	--	--	0
11/8	at	Car	1	18	18.0	18	0	0	0	--	--	0	0	0	--	--	0
11/15		Det	0	0	--	--	0	5	58	11.6	24	1	4	57	14.3	32	0
11/22	at	Min	0	0	--	--	0	0	0	--	--	0		(Inactive)			
11/26		Chi	0	0	--	--	0	2	9	4.5	5	0		(Inactive)			
12/3	at	Det		(Inactive)				0	0	--	--	0	1	16	16.0	16	0
12/13		Dal	0	0	--	--	0	1	3	3.0	3	0	0	0	--	--	0
12/20	at	Oak	0	0	--	--	0	1	5	5.0	5	0	3	33	11.0	15	0
12/27	at	Ari	0	0	--	--	0		(Inactive)				1	5	5.0	5	0
1/3		Min															
SEASON			1	18	18.0	18	0	11	102	9.3	24	1	9	111	12.3	32	0
CAREER			1	18	18.0	18	0	11	102	9.3	24	1	9	111	12.3	32	0

INDIVIDUAL STATISTICS, OFFENSE

RUSHING

		E.Lacy										J.Starks										A.Rodgers																																																																																																																																																																																																																																																																																																																																																																																																																																																																																																																																											
		First Half					Second Half					First Half					Second Half					First Half					Second Half																																																																																																																																																																																																																																																																																																																																																																																																																																																																																																																																						
		No	Yds	Avg	Lg	TD	No	Yds	Avg	Lg	TD	No	Yds	Avg	Lg	TD	No	Yds	Avg	Lg	TD	No	Yds	Avg	Lg	TD	No	Yds	Avg	Lg	TD	No	Yds	Avg	Lg	TD																																																																																																																																																																																																																																																																																																																																																																																																																																																																																																																													
9/13	at Chi	7	35	5.0	16	0	12	50	4.2	15	1	0	0	--	--	0	2	2	1.0	3	0	3	3	1.0	2	0	5	32	6.4	15	0	9/20	Sea	3	9	3.0	8	0	0	0	0	--	--	0	9	35	3.9	10	0	11	60	5.5	35	0	2	12	6.0	9	0	4	11	2.8	9	0	9/28	KC	6	34	5.7	13	0	4	12	3.0	9	0	9	26	2.9	11	0	8	6	0.8	3	0	2	16	8.0	11	0	0	0	0	--	--	0	10/4	at SF	9	35	3.9	10	0	9	55	6.1	15	0	2	7	3.5	6	0	7	21	3.0	5	0	2	16	8.0	12	0	1	17	17.0	17	0	10/11	StL	6	9	1.5	3	0	7	18	2.6	8	0	3	11	3.7	6	0	2	6	3.2	5	0	6	36	6.0	18	0	2	3	1.5	5	0	10/18	SD	2	3	1.5	3	0	2	0	0.0	3	0	4	89	22.3	65t	1	6	23	3.8	7	0	1	15	15.0	15	0	1	-1	-1.0	-1	0	11/1	at Den	8	35	4.4	15	1	3	3	1.0	3	0	2	4	2.0	4	0	3	5	1.7	3	0	1	14	14.0	14	0	1	17	17.0	17	0	11/8	at Car	4	3	0.8	3	0	1	7	7.0	7	0	6	29	4.8	15	0	4	10	2.5	4	0	2	9	4.5	6	0	2	13	6.5	8	0	11/15	Det	(Inactive)										9	27	3.0	9	0	6	15	2.5	5	0	2	8	4.0	9	0	0	0	--	--	0	11/22	at Min	5	33	6.6	27	0	17	67	3.9	9	0	7	13	1.9	9	0	1	1	1.0	1	0	0	0	--	--	0	3	6	2.0	8	0	11/26	Chi	10	72	7.2	29	0	7	33	4.7	8	0	4	21	5.3	10	0	3	18	6.0	7	0	1	5	5.0	5	0	3	28	9.3	18	0	12/3	at Det	5	4	0.8	2	0	0	0	--	--	0	7	9	1.3	6	0	2	6	3.0	3	0	2	4	2.0	5	0	2	23	11.5	17t	1	12/13	Dal	11	50	4.5	18	0	13	74	5.7	24	1	6	18	3.0	7	0	5	53	10.6	30t	1	2	16	8.0	16	0	1	11	11.0	11	0	12/20	at Oak	5	8	1.6	4	0	6	15	2.5	8	0	3	16	5.3	11	0	6	35	5.8	25	0	0	0	--	--	0	1	-1	-1.0	-1	0	12/27	at Ari	7	20	2.9	6	0	5	40	8.0	25	0	2	5	2.5	3	0	1	6	6.0	6	0	1	-1	-1.0	-1	0	2	20	10.0	10	0	1/3	Min																															SEASON		88	350	4.0	29	1	86	374	4.3	25	2	73	310	4.2	65t	1	67	267	4.0	35	1	27	153	5.7	18	0	28	179	6.4	18	1
9/28	KC	6	34	5.7	13	0	4	12	3.0	9	0	9	26	2.9	11	0	8	6	0.8	3	0	2	16	8.0	11	0	0	0	0	--	--	0	10/4	at SF	9	35	3.9	10	0	9	55	6.1	15	0	2	7	3.5	6	0	7	21	3.0	5	0	2	16	8.0	12	0	1	17	17.0	17	0	10/11	StL	6	9	1.5	3	0	7	18	2.6	8	0	3	11	3.7	6	0	2	6	3.2	5	0	6	36	6.0	18	0	2	3	1.5	5	0	10/18	SD	2	3	1.5	3	0	2	0	0.0	3	0	4	89	22.3	65t	1	6	23	3.8	7	0	1	15	15.0	15	0	1	-1	-1.0	-1	0	11/1	at Den	8	35	4.4	15	1	3	3	1.0	3	0	2	4	2.0	4	0	3	5	1.7	3	0	1	14	14.0	14	0	1	17	17.0	17	0	11/8	at Car	4	3	0.8	3	0	1	7	7.0	7	0	6	29	4.8	15	0	4	10	2.5	4	0	2	9	4.5	6	0	2	13	6.5	8	0	11/15	Det	(Inactive)										9	27	3.0	9	0	6	15	2.5	5	0	2	8	4.0	9	0	0	0	--	--	0	11/22	at Min	5	33	6.6	27	0	17	67	3.9	9	0	7	13	1.9	9	0	1	1	1.0	1	0	0	0	--	--	0	3	6	2.0	8	0	11/26	Chi	10	72	7.2	29	0	7	33	4.7	8	0	4	21	5.3	10	0	3	18	6.0	7	0	1	5	5.0	5	0	3	28	9.3	18	0	12/3	at Det	5	4	0.8	2	0	0	0	--	--	0	7	9	1.3	6	0	2	6	3.0	3	0	2	4	2.0	5	0	2	23	11.5	17t	1	12/13	Dal	11	50	4.5	18	0	13	74	5.7	24	1	6	18	3.0	7	0	5	53	10.6	30t	1	2	16	8.0	16	0	1	11	11.0	11	0	12/20	at Oak	5	8	1.6	4	0	6	15	2.5	8	0	3	16	5.3	11	0	6	35	5.8	25	0	0	0	--	--	0	1	-1	-1.0	-1	0	12/27	at Ari	7	20	2.9	6	0	5	40	8.0	25	0	2	5	2.5	3	0	1	6	6.0	6	0	1	-1	-1.0	-1	0	2	20	10.0	10	0	1/3	Min																															SEASON		88	350	4.0	29	1	86	374	4.3	25	2	73	310	4.2	65t	1	67	267	4.0	35	1	27	153	5.7	18	0	28	179	6.4	18	1																																																																	
10/4	at SF	9	35	3.9	10	0	9	55	6.1	15	0	2	7	3.5	6	0	7	21	3.0	5	0	2	16	8.0	12	0	1	17	17.0	17	0	10/11	StL	6	9	1.5	3	0	7	18	2.6	8	0	3	11	3.7	6	0	2	6	3.2	5	0	6	36	6.0	18	0	2	3	1.5	5	0	10/18	SD	2	3	1.5	3	0	2	0	0.0	3	0	4	89	22.3	65t	1	6	23	3.8	7	0	1	15	15.0	15	0	1	-1	-1.0	-1	0	11/1	at Den	8	35	4.4	15	1	3	3	1.0	3	0	2	4	2.0	4	0	3	5	1.7	3	0	1	14	14.0	14	0	1	17	17.0	17	0	11/8	at Car	4	3	0.8	3	0	1	7	7.0	7	0	6	29	4.8	15	0	4	10	2.5	4	0	2	9	4.5	6	0	2	13	6.5	8	0	11/15	Det	(Inactive)										9	27	3.0	9	0	6	15	2.5	5	0	2	8	4.0	9	0	0	0	--	--	0	11/22	at Min	5	33	6.6	27	0	17	67	3.9	9	0	7	13	1.9	9	0	1	1	1.0	1	0	0	0	--	--	0	3	6	2.0	8	0	11/26	Chi	10	72	7.2	29	0	7	33	4.7	8	0	4	21	5.3	10	0	3	18	6.0	7	0	1	5	5.0	5	0	3	28	9.3	18	0	12/3	at Det	5	4	0.8	2	0	0	0	--	--	0	7	9	1.3	6	0	2	6	3.0	3	0	2	4	2.0	5	0	2	23	11.5	17t	1	12/13	Dal	11	50	4.5	18	0	13	74	5.7	24	1	6	18	3.0	7	0	5	53	10.6	30t	1	2	16	8.0	16	0	1	11	11.0	11	0	12/20	at Oak	5	8	1.6	4	0	6	15	2.5	8	0	3	16	5.3	11	0	6	35	5.8	25	0	0	0	--	--	0	1	-1	-1.0	-1	0	12/27	at Ari	7	20	2.9	6	0	5	40	8.0	25	0	2	5	2.5	3	0	1	6	6.0	6	0	1	-1	-1.0	-1	0	2	20	10.0	10	0	1/3	Min																															SEASON		88	350	4.0	29	1	86	374	4.3	25	2	73	310	4.2	65t	1	67	267	4.0	35	1	27	153	5.7	18	0	28	179	6.4	18	1																																																																																																		
10/11	StL	6	9	1.5	3	0	7	18	2.6	8	0	3	11	3.7	6	0	2	6	3.2	5	0	6	36	6.0	18	0	2	3	1.5	5	0	10/18	SD	2	3	1.5	3	0	2	0	0.0	3	0	4	89	22.3	65t	1	6	23	3.8	7	0	1	15	15.0	15	0	1	-1	-1.0	-1	0	11/1	at Den	8	35	4.4	15	1	3	3	1.0	3	0	2	4	2.0	4	0	3	5	1.7	3	0	1	14	14.0	14	0	1	17	17.0	17	0	11/8	at Car	4	3	0.8	3	0	1	7	7.0	7	0	6	29	4.8	15	0	4	10	2.5	4	0	2	9	4.5	6	0	2	13	6.5	8	0	11/15	Det	(Inactive)										9	27	3.0	9	0	6	15	2.5	5	0	2	8	4.0	9	0	0	0	--	--	0	11/22	at Min	5	33	6.6	27	0	17	67	3.9	9	0	7	13	1.9	9	0	1	1	1.0	1	0	0	0	--	--	0	3	6	2.0	8	0	11/26	Chi	10	72	7.2	29	0	7	33	4.7	8	0	4	21	5.3	10	0	3	18	6.0	7	0	1	5	5.0	5	0	3	28	9.3	18	0	12/3	at Det	5	4	0.8	2	0	0	0	--	--	0	7	9	1.3	6	0	2	6	3.0	3	0	2	4	2.0	5	0	2	23	11.5	17t	1	12/13	Dal	11	50	4.5	18	0	13	74	5.7	24	1	6	18	3.0	7	0	5	53	10.6	30t	1	2	16	8.0	16	0	1	11	11.0	11	0	12/20	at Oak	5	8	1.6	4	0	6	15	2.5	8	0	3	16	5.3	11	0	6	35	5.8	25	0	0	0	--	--	0	1	-1	-1.0	-1	0	12/27	at Ari	7	20	2.9	6	0	5	40	8.0	25	0	2	5	2.5	3	0	1	6	6.0	6	0	1	-1	-1.0	-1	0	2	20	10.0	10	0	1/3	Min																															SEASON		88	350	4.0	29	1	86	374	4.3	25	2	73	310	4.2	65t	1	67	267	4.0	35	1	27	153	5.7	18	0	28	179	6.4	18	1																																																																																																																																		
10/18	SD	2	3	1.5	3	0	2	0	0.0	3	0	4	89	22.3	65t	1	6	23	3.8	7	0	1	15	15.0	15	0	1	-1	-1.0	-1	0	11/1	at Den	8	35	4.4	15	1	3	3	1.0	3	0	2	4	2.0	4	0	3	5	1.7	3	0	1	14	14.0	14	0	1	17	17.0	17	0	11/8	at Car	4	3	0.8	3	0	1	7	7.0	7	0	6	29	4.8	15	0	4	10	2.5	4	0	2	9	4.5	6	0	2	13	6.5	8	0	11/15	Det	(Inactive)										9	27	3.0	9	0	6	15	2.5	5	0	2	8	4.0	9	0	0	0	--	--	0	11/22	at Min	5	33	6.6	27	0	17	67	3.9	9	0	7	13	1.9	9	0	1	1	1.0	1	0	0	0	--	--	0	3	6	2.0	8	0	11/26	Chi	10	72	7.2	29	0	7	33	4.7	8	0	4	21	5.3	10	0	3	18	6.0	7	0	1	5	5.0	5	0	3	28	9.3	18	0	12/3	at Det	5	4	0.8	2	0	0	0	--	--	0	7	9	1.3	6	0	2	6	3.0	3	0	2	4	2.0	5	0	2	23	11.5	17t	1	12/13	Dal	11	50	4.5	18	0	13	74	5.7	24	1	6	18	3.0	7	0	5	53	10.6	30t	1	2	16	8.0	16	0	1	11	11.0	11	0	12/20	at Oak	5	8	1.6	4	0	6	15	2.5	8	0	3	16	5.3	11	0	6	35	5.8	25	0	0	0	--	--	0	1	-1	-1.0	-1	0	12/27	at Ari	7	20	2.9	6	0	5	40	8.0	25	0	2	5	2.5	3	0	1	6	6.0	6	0	1	-1	-1.0	-1	0	2	20	10.0	10	0	1/3	Min																															SEASON		88	350	4.0	29	1	86	374	4.3	25	2	73	310	4.2	65t	1	67	267	4.0	35	1	27	153	5.7	18	0	28	179	6.4	18	1																																																																																																																																																																		
11/1	at Den	8	35	4.4	15	1	3	3	1.0	3	0	2	4	2.0	4	0	3	5	1.7	3	0	1	14	14.0	14	0	1	17	17.0	17	0	11/8	at Car	4	3	0.8	3	0	1	7	7.0	7	0	6	29	4.8	15	0	4	10	2.5	4	0	2	9	4.5	6	0	2	13	6.5	8	0	11/15	Det	(Inactive)										9	27	3.0	9	0	6	15	2.5	5	0	2	8	4.0	9	0	0	0	--	--	0	11/22	at Min	5	33	6.6	27	0	17	67	3.9	9	0	7	13	1.9	9	0	1	1	1.0	1	0	0	0	--	--	0	3	6	2.0	8	0	11/26	Chi	10	72	7.2	29	0	7	33	4.7	8	0	4	21	5.3	10	0	3	18	6.0	7	0	1	5	5.0	5	0	3	28	9.3	18	0	12/3	at Det	5	4	0.8	2	0	0	0	--	--	0	7	9	1.3	6	0	2	6	3.0	3	0	2	4	2.0	5	0	2	23	11.5	17t	1	12/13	Dal	11	50	4.5	18	0	13	74	5.7	24	1	6	18	3.0	7	0	5	53	10.6	30t	1	2	16	8.0	16	0	1	11	11.0	11	0	12/20	at Oak	5	8	1.6	4	0	6	15	2.5	8	0	3	16	5.3	11	0	6	35	5.8	25	0	0	0	--	--	0	1	-1	-1.0	-1	0	12/27	at Ari	7	20	2.9	6	0	5	40	8.0	25	0	2	5	2.5	3	0	1	6	6.0	6	0	1	-1	-1.0	-1	0	2	20	10.0	10	0	1/3	Min																															SEASON		88	350	4.0	29	1	86	374	4.3	25	2	73	310	4.2	65t	1	67	267	4.0	35	1	27	153	5.7	18	0	28	179	6.4	18	1																																																																																																																																																																																																		
11/8	at Car	4	3	0.8	3	0	1	7	7.0	7	0	6	29	4.8	15	0	4	10	2.5	4	0	2	9	4.5	6	0	2	13	6.5	8	0	11/15	Det	(Inactive)										9	27	3.0	9	0	6	15	2.5	5	0	2	8	4.0	9	0	0	0	--	--	0	11/22	at Min	5	33	6.6	27	0	17	67	3.9	9	0	7	13	1.9	9	0	1	1	1.0	1	0	0	0	--	--	0	3	6	2.0	8	0	11/26	Chi	10	72	7.2	29	0	7	33	4.7	8	0	4	21	5.3	10	0	3	18	6.0	7	0	1	5	5.0	5	0	3	28	9.3	18	0	12/3	at Det	5	4	0.8	2	0	0	0	--	--	0	7	9	1.3	6	0	2	6	3.0	3	0	2	4	2.0	5	0	2	23	11.5	17t	1	12/13	Dal	11	50	4.5	18	0	13	74	5.7	24	1	6	18	3.0	7	0	5	53	10.6	30t	1	2	16	8.0	16	0	1	11	11.0	11	0	12/20	at Oak	5	8	1.6	4	0	6	15	2.5	8	0	3	16	5.3	11	0	6	35	5.8	25	0	0	0	--	--	0	1	-1	-1.0	-1	0	12/27	at Ari	7	20	2.9	6	0	5	40	8.0	25	0	2	5	2.5	3	0	1	6	6.0	6	0	1	-1	-1.0	-1	0	2	20	10.0	10	0	1/3	Min																															SEASON		88	350	4.0	29	1	86	374	4.3	25	2	73	310	4.2	65t	1	67	267	4.0	35	1	27	153	5.7	18	0	28	179	6.4	18	1																																																																																																																																																																																																																																		
11/15	Det	(Inactive)										9	27	3.0	9	0	6	15	2.5	5	0	2	8	4.0	9	0	0	0	--	--	0	11/22	at Min	5	33	6.6	27	0	17	67	3.9	9	0	7	13	1.9	9	0	1	1	1.0	1	0	0	0	--	--	0	3	6	2.0	8	0	11/26	Chi	10	72	7.2	29	0	7	33	4.7	8	0	4	21	5.3	10	0	3	18	6.0	7	0	1	5	5.0	5	0	3	28	9.3	18	0	12/3	at Det	5	4	0.8	2	0	0	0	--	--	0	7	9	1.3	6	0	2	6	3.0	3	0	2	4	2.0	5	0	2	23	11.5	17t	1	12/13	Dal	11	50	4.5	18	0	13	74	5.7	24	1	6	18	3.0	7	0	5	53	10.6	30t	1	2	16	8.0	16	0	1	11	11.0	11	0	12/20	at Oak	5	8	1.6	4	0	6	15	2.5	8	0	3	16	5.3	11	0	6	35	5.8	25	0	0	0	--	--	0	1	-1	-1.0	-1	0	12/27	at Ari	7	20	2.9	6	0	5	40	8.0	25	0	2	5	2.5	3	0	1	6	6.0	6	0	1	-1	-1.0	-1	0	2	20	10.0	10	0	1/3	Min																															SEASON		88	350	4.0	29	1	86	374	4.3	25	2	73	310	4.2	65t	1	67	267	4.0	35	1	27	153	5.7	18	0	28	179	6.4	18	1																																																																																																																																																																																																																																																																		
11/22	at Min	5	33	6.6	27	0	17	67	3.9	9	0	7	13	1.9	9	0	1	1	1.0	1	0	0	0	--	--	0	3	6	2.0	8	0	11/26	Chi	10	72	7.2	29	0	7	33	4.7	8	0	4	21	5.3	10	0	3	18	6.0	7	0	1	5	5.0	5	0	3	28	9.3	18	0	12/3	at Det	5	4	0.8	2	0	0	0	--	--	0	7	9	1.3	6	0	2	6	3.0	3	0	2	4	2.0	5	0	2	23	11.5	17t	1	12/13	Dal	11	50	4.5	18	0	13	74	5.7	24	1	6	18	3.0	7	0	5	53	10.6	30t	1	2	16	8.0	16	0	1	11	11.0	11	0	12/20	at Oak	5	8	1.6	4	0	6	15	2.5	8	0	3	16	5.3	11	0	6	35	5.8	25	0	0	0	--	--	0	1	-1	-1.0	-1	0	12/27	at Ari	7	20	2.9	6	0	5	40	8.0	25	0	2	5	2.5	3	0	1	6	6.0	6	0	1	-1	-1.0	-1	0	2	20	10.0	10	0	1/3	Min																															SEASON		88	350	4.0	29	1	86	374	4.3	25	2	73	310	4.2	65t	1	67	267	4.0	35	1	27	153	5.7	18	0	28	179	6.4	18	1																																																																																																																																																																																																																																																																																																		
11/26	Chi	10	72	7.2	29	0	7	33	4.7	8	0	4	21	5.3	10	0	3	18	6.0	7	0	1	5	5.0	5	0	3	28	9.3	18	0	12/3	at Det	5	4	0.8	2	0	0	0	--	--	0	7	9	1.3	6	0	2	6	3.0	3	0	2	4	2.0	5	0	2	23	11.5	17t	1	12/13	Dal	11	50	4.5	18	0	13	74	5.7	24	1	6	18	3.0	7	0	5	53	10.6	30t	1	2	16	8.0	16	0	1	11	11.0	11	0	12/20	at Oak	5	8	1.6	4	0	6	15	2.5	8	0	3	16	5.3	11	0	6	35	5.8	25	0	0	0	--	--	0	1	-1	-1.0	-1	0	12/27	at Ari	7	20	2.9	6	0	5	40	8.0	25	0	2	5	2.5	3	0	1	6	6.0	6	0	1	-1	-1.0	-1	0	2	20	10.0	10	0	1/3	Min																															SEASON		88	350	4.0	29	1	86	374	4.3	25	2	73	310	4.2	65t	1	67	267	4.0	35	1	27	153	5.7	18	0	28	179	6.4	18	1																																																																																																																																																																																																																																																																																																																																		
12/3	at Det	5	4	0.8	2	0	0	0	--	--	0	7	9	1.3	6	0	2	6	3.0	3	0	2	4	2.0	5	0	2	23	11.5	17t	1	12/13	Dal	11	50	4.5	18	0	13	74	5.7	24	1	6	18	3.0	7	0	5	53	10.6	30t	1	2	16	8.0	16	0	1	11	11.0	11	0	12/20	at Oak	5	8	1.6	4	0	6	15	2.5	8	0	3	16	5.3	11	0	6	35	5.8	25	0	0	0	--	--	0	1	-1	-1.0	-1	0	12/27	at Ari	7	20	2.9	6	0	5	40	8.0	25	0	2	5	2.5	3	0	1	6	6.0	6	0	1	-1	-1.0	-1	0	2	20	10.0	10	0	1/3	Min																															SEASON		88	350	4.0	29	1	86	374	4.3	25	2	73	310	4.2	65t	1	67	267	4.0	35	1	27	153	5.7	18	0	28	179	6.4	18	1																																																																																																																																																																																																																																																																																																																																																																		
12/13	Dal	11	50	4.5	18	0	13	74	5.7	24	1	6	18	3.0	7	0	5	53	10.6	30t	1	2	16	8.0	16	0	1	11	11.0	11	0	12/20	at Oak	5	8	1.6	4	0	6	15	2.5	8	0	3	16	5.3	11	0	6	35	5.8	25	0	0	0	--	--	0	1	-1	-1.0	-1	0	12/27	at Ari	7	20	2.9	6	0	5	40	8.0	25	0	2	5	2.5	3	0	1	6	6.0	6	0	1	-1	-1.0	-1	0	2	20	10.0	10	0	1/3	Min																															SEASON		88	350	4.0	29	1	86	374	4.3	25	2	73	310	4.2	65t	1	67	267	4.0	35	1	27	153	5.7	18	0	28	179	6.4	18	1																																																																																																																																																																																																																																																																																																																																																																																																		
12/20	at Oak	5	8	1.6	4	0	6	15	2.5	8	0	3	16	5.3	11	0	6	35	5.8	25	0	0	0	--	--	0	1	-1	-1.0	-1	0	12/27	at Ari	7	20	2.9	6	0	5	40	8.0	25	0	2	5	2.5	3	0	1	6	6.0	6	0	1	-1	-1.0	-1	0	2	20	10.0	10	0	1/3	Min																															SEASON		88	350	4.0	29	1	86	374	4.3	25	2	73	310	4.2	65t	1	67	267	4.0	35	1	27	153	5.7	18	0	28	179	6.4	18	1																																																																																																																																																																																																																																																																																																																																																																																																																																		
12/27	at Ari	7	20	2.9	6	0	5	40	8.0	25	0	2	5	2.5	3	0	1	6	6.0	6	0	1	-1	-1.0	-1	0	2	20	10.0	10	0	1/3	Min																															SEASON		88	350	4.0	29	1	86	374	4.3	25	2	73	310	4.2	65t	1	67	267	4.0	35	1	27	153	5.7	18	0	28	179	6.4	18	1																																																																																																																																																																																																																																																																																																																																																																																																																																																																		
1/3	Min																																																																																																																																																																																																																																																																																																																																																																																																																																																																																																																																																																
SEASON		88	350	4.0	29	1	86	374	4.3	25	2	73	310	4.2	65t	1	67	267	4.0	35	1	27	153	5.7	18	0	28	179	6.4	18	1																																																																																																																																																																																																																																																																																																																																																																																																																																																																																																																																		

PASSING

		A.Rodgers																			
		First Half					Second Half														
		Att	Com	Pct	Yds	Sk/Yd	TD	Lg	Int	Rtng	Att	Com	Pct	Yds	Sk/Yd	TD	Lg	Int	Rtng		
9/13	at Chi	13	10	76.9	126	0/0	1	34	0	132.2	10	8	80.0	63	0/0	2	25	0	132.5		
9/20	Sea	20	14	70.0	151	1/7	1	29t	0	108.5	13	11	84.6	98	1/8	1	19	0	123.7		
9/28	KC	22	16	72.7	208	1/8	3	27t	0	141.7	13	8	61.5	125	0/0	2	52	0	133.0		
10/4	at SF	20	13	65.0	129	1/9	1	36	0	99.8	12	9	75.0	95	2/15	0	38	0	97.6		
10/11	StL	17	10	58.8	109	0/0	1	31t	2	57.8	13	9	69.2	132	2/5	1	65t	0	127.7		
10/18	SD	15	9	60.0	123	1/9	1	46	0	108.5	14	7	50.0	132	2/9	1	33	0	106.8		
11/1	at Den	12	8	66.7	37	0/0	0	11	0	70.5	10	6	60.0	40	3/27	0	17	0	68.8		
11/8	at Car	16	8	50.0	117	3/25	1	40	0	95.1	32	17	53.1	252	2/13	3	53t	1	97.4		
11/15	Det	23	15	65.2	114	2/8	0	18	0	77.1	38	20	52.6	219	1/0	2	32	0	87.5		
11/22	at Min	20	11	55.0	98	2/16	1	25	0	85.0	14	5	35.7	114	0/0	1	37	0	89.6		
11/26	Chi	22	13	59.1	115	1/10	1	25t	0	88.3	21	9	42.9	87	1/4	0	32	1	35.2		
12/3	at Det	16	10	62.5	80	2/18	0	19	1	49.0	20	14	70.0	193	1/9	2	61t	0	134.0		
12/13	Dal	24	17	70.8	171	1/6	2	24	0	118.6	11	5	45.5	47	1/7	0	17	0	57.8		
12/20	at Oak	20	12	60.0	82	2/14	0	23	0	69.2	19	10	52.6	122	0/0	1	30t	1	68.3		
12/27	at Ari	14	8	57.1	58	3/21	0	17	1	37.2	14	7	50.0	93	5/49	1	38	0	95.2		
1/3	Min																				
SEASON		274	174	63.5	1718	20/151	13	46	4	90.9	254	145	57.1	1812	21/146	17	65t	3	96.8		

PASSING

		S.Tolzien																	
		First Half					Second Half												
		Att	Com	Pct	Yds	Sk/Yd	TD	Lg	Int	Rtng	Att	Com	Pct	Yds	Sk/Yd	TD	Lg	Int	Rtng
9/13	at Chi	(Did Not Play)																	
9/20	Sea	(Did Not Play)																	
9/28	KC	(Did Not Play)																	
10/4	at SF	(Did Not Play)																	
10/11	StL	(Did Not Play)																	
10/18	SD	(Did Not Play)																	
11/1	at Den	(Did Not Play)																	
11/8	at Car	(Did Not Play)																	
11/15	Det	(Did Not Play)																	
11/22	at Min	(Did Not Play)																	
11/26	Chi	(Did Not Play)																	
12/3	at Det	(Did Not Play)																	
12/13	Dal	(Did Not Play)																	
12/20	at Oak	(Did Not Play)																	
12/27	at Ari	(Did Not Play)																	
1/3	Min																		
SEASON		0	0	--	0	0/0	0	--	0	--	1	1	100.0	4	1/8	0	4	0	83.3

INDIVIDUAL STATISTICS, OFFENSE

RECEIVING D.Adams

		First Half					Second Half							First Half					Second Half							First Half					Second Half																														
		No	Yds	Avg	Lg	TD	No	Yds	Avg	Lg	TD	No	Yds	Avg	Lg	TD	No	Yds	Avg	Lg	TD	No	Yds	Avg	Lg	TD	No	Yds	Avg	Lg	TD	No	Yds	Avg	Lg	TD	No	Yds	Avg	Lg	TD	No	Yds	Avg	Lg	TD															
9/13	at Chi	2	28	14.0	21	0	2	31	15.5	25	0	2	14	7.0	10	0	3	24	8.0	10	1	0	0	--	--	0	0	0	--	--	0	0	0	--	--	0	0	0	--	--	0	0	0	--	--	0	0	0	--	--	0	0	0	--	--	0	0	0	--	--	0
9/20	at Sea	4	27	6.8	13	0	1	6	6.0	6	0	5	76	15.2	25	0	3	40	13.3	19	0	0	0	--	--	0	0	0	--	--	0	0	0	--	--	0	0	0	--	--	0	0	0	--	--	0	0	0	--	--	0	0	0	--	--	0					
9/28	at KC	0	0	--	--	0	0	0	--	--	0	4	54	13.5	27	1	3	37	12.3	29	2	0	0	--	--	0	0	0	--	--	0	0	0	--	--	0	0	0	--	--	0	0	0	--	--	0	0	0	--	--	0										
10/4	at SF											4	41	10.3	19	0	1	3	3.0	3	0	0	0	--	--	0	0	0	--	--	0	0	0	--	--	0	1	8	8.0	8	0	0	0	--	--	0	0	0	--	--	0										
10/11	at StL											2	17	8.5	10	0	1	6	6.0	6	0	0	0	--	--	0	0	0	--	--	0	0	0	--	--	0	0	0	--	--	0	0	0	--	--	0															
10/18	at SD											1	12	12.0	12	0	1	26	26.0	26	0	1	1	1.0	1	0	1	19	19.0	19	0	0	0	--	--	0	0	0	--	--	0																				
11/1	at Den	1	8	8.0	8	0	0	0	--	--	0	4	7	1.8	7	0	2	20	10.0	17	0	0	0	--	--	0	0	0	--	--	0	0	0	--	--	0	0	0	--	--	0																				
11/8	at Car	3	57	19.0	40	0	4	36	9.0	21	0	1	18	18.0	18	0	3	81	27.0	53t	1	0	0	--	--	0	0	0	--	--	0	0	0	--	--	0	0	0	--	--	0																				
11/15	at Det	7	55	7.9	18	0	3	24	8.0	12	0	3	20	6.7	11	0	2	33	16.5	20	0	0	0	--	--	0	0	0	--	--	0	0	0	--	--	0	0	0	--	--	0																				
11/22	at Min	2	20	10.0	11	0	1	16	16.0	16	0	2	24	12.0	14	1	0	0	--	--	0	0	0	--	--	0	0	0	--	--	0	0	0	--	--	0	0	0	--	--	0																				
11/26	at Chi	1	6	6.0	6	0	1	8	8.0	8	0	5	42	8.4	23	0	1	32	32.0	32	0	0	0	--	--	0	0	0	--	--	0	0	0	--	--	0	0	0	--	--	0																				
12/3	at Det	2	10	5.0	6	0	2	11	5.5	8t	1	2	9	4.5	7	0	2	20	10.0	16	0	0	0	--	--	0	0	0	--	--	0	0	0	--	--	0	0	0	--	--	0																				
12/13	at Dal	2	12	6.0	8	0	0	0	--	--	0	6	53	8.8	14	0	2	28	14.0	17	0	1	14	14.0	14	0	0	0	--	--	0	0	0	--	--	0	0	0	--	--	0																				
12/20	at Oak	4	29	7.3	8	0	1	3	3.0	3	0	3	24	8.0	23	0	2	16	8.0	19	0	0	0	--	--	0	0	0	--	--	0	0	0	--	--	0	0	0	--	--	0																				
12/27	at Ari	0	0	--	--	0	3	42	14.0	38	0	3	15	5.0	8	0	0	0	--	--	0	0	0	--	--	0	0	0	--	--	0	0	0	--	--	0	0	0	--	--	0																				
1/3	at Min																																																												
SEASON		28	252	9.0	40	0	18	177	9.8	38	1	47	426	9.1	27	2	26	366	14.1	53t	4	2	15	7.5	14	0	2	27	13.5	19	0																														

RECEIVING J.Jones

		First Half					Second Half							First Half					Second Half							First Half					Second Half										
		No	Yds	Avg	Lg	TD	No	Yds	Avg	Lg	TD	No	Yds	Avg	Lg	TD	No	Yds	Avg	Lg	TD	No	Yds	Avg	Lg	TD	No	Yds	Avg	Lg	TD	No	Yds	Avg	Lg	TD	No	Yds	Avg	Lg	TD
9/13	at Chi	3	50	16.7	34	1	1	1	1.0	1t	1	0	0	--	--	0	0	0	--	--	0	2	25	12.5	20	0	1	2	2.0	2	0	0	0	--	--	0	0	0	--	--	0
9/20	at Sea	1	29	29.0	29t	1	0	0	--	--	0	0	0	--	--	0	4	37	9.3	17	0	1	9	9.0	9	0	2	14	7.0	9	1	1	8	8.0	8	0					
9/28	at KC	4	68	17.0	27t	1	3	71	23.7	52	0	2	14	7.0	8t	1	0	0	--	--	0	1	7	7.0	7	0	1	8	8.0	8	0										
10/4	at SF	3	49	16.3	36	0	2	49	24.5	38	0	2	7	3.5	4	0	1	8	8.0	8	0	2	21	10.5	12	1	3	24	8.0	9	0										
10/11	at StL	0	0	--	--	0	2	77	38.5	65t	1	3	48	16.0	31t	1	1	11	11.0	11	0	3	18	6.0	12	0	3	27	9.0	18	0										
10/18	at SD	1	22	22.0	22	0	1	8	8.0	8t	1	2	11	5.5	6	0	0	0	--	--	0	0	0	--	--	0	2	34	17.0	25	0										
11/1	at Den	0	0	--	--	0	1	2	2.0	2	0						(Inactive)	2	16	8.0	11	0	0	0	--	--	0	0	0	--	--	0									
11/8	at Car	1	21	21.0	21	0	1	36	36.0	36	0						(Inactive)	2	3	1.5	2	1	3	16	5.3	7	1														
11/15	at Det	0	0	--	--	0	0	0	--	--	0						(Inactive)	1	0	0.0	0	0	4	32	8.0	21	1														
11/22	at Min	3	41	13.7	25	0	3	68	22.7	37	1						(Inactive)	3	7	2.3	5	0	0	0	--	--	0														
11/26	at Chi	0	0	--	--	0	0	0	--	--	0						(Inactive)	1	13	13.0	13	0	3	17	5.7	12	0														
12/3	at Det	0	0	--	--	0	1	19	19.0	19	0						(Inactive)	2	34	17.0	19	0	6	112	18.7	61t	1														
12/13	at Dal	3	40	13.3	16	0	1	9	9.0	9	0						(Inactive)	1	3	3.0	3t	1	0	0	--	--	0														
12/20	at Oak	1	7	7.0	7	0	5	75	15.0	30t	1						(Inactive)	1	7	7.0	7	0	0	0	--	--	0														
12/27	at Ari	3	36	12.0	17	0	2	10	5.0	9	0						(Injured Reserve)	1	2	2.0	2	0	0	0	--	--	0														
1/3	at Min																																								
SEASON		23	363	15.8	36	3	23	425	18.5	65t	5	9	80	8.9	31t	2	6	56	9.3	17	0	23	165	7.2	20	3	28	286	10.2	61t	4										

RECEIVING A.Quarless

		First Half					Second Half							First Half					Second Half							First Half					Second Half					
		No	Yds	Avg	Lg	TD	No	Yds	Avg	Lg	TD	No	Yds	Avg	Lg	TD	No	Yds	Avg	Lg	TD	No	Yds	Avg	Lg	TD	No	Yds	Avg	Lg	TD	No	Yds	Avg	Lg	TD
9/13	at Chi	0	0	--	--	0	0	0	--	--	0	1	9	9.0	9	0	1	5	5.0	5	0	0	0	--	--	0	3	10	3.3	6	0	1	1	1.0	1	0
9/20	at Sea	0	0	--	--	0	0	0	--	--	0	0	0	--	--	0	0	0	--	--	0	1	19	19.0	19	0	0	0	--	--	0					
9/28	at KC	2	14	7.0	7	0	0	0	--	--	0	2	32	16.0	26	0	1	9	9.0	9	0	1	8	8.0	8	0	1	3	3.0	3	0					
10/4	at SF											1	3	3.0	3	0	0	0	--	--	0	1	8	8.0	8	0	1	3	3.0	3	0					
10/11	at StL											0	0	--	--	0	1	8	8.0	8	0	2	26	13.0	19	0	1	3	3.0	3	0					
10/18	at SD											1	5	5.0	5	0	1	12	12.0	12	0	1	5	5.0	5t	1	0	0	--	--	0					
11/1	at Den											0	0	--	--	0	1	9	9.0	9	0	0	0	--	--	0	2	9	4.5	5	0					
11/8	at Car											0	0	--	--	0	0	0	--	--	0	0	0	--	--	0	6	83	13.8	30	1					
11/15	at Det																(Inactive)	2	18	9.0	17	0	4	36	9.0	19	0									
11/22	at Min											1	6	6.0	6	0	0	0	--	--	0	0	0	--	--	0	1	30	30.0	30	0					
11/26	at Chi											4	34	8.5	25t	1	0	0	--	--	0	2	20	10.0	10	0	2	21	10.5	18	0					
12/3	at Det											1	-3	-3.0	-3	0																				

INDIVIDUAL STATISTICS, DEFENSE

		C.Banjo					S.Barrington					J.Boyd					M.Burnett					H.Clinton-Dix					M.Daniels					
		UT	A	Sk	Int	PD	UT	A	Sk	Int	PD	UT	A	Sk	Int	PD	UT	A	Sk	Int	PD	UT	A	Sk	Int	PD	UT	A	Sk	Int	PD	
9/13	at Chi	0	0	0-0	0-0	0	1	0	0-0	0-0	0	1	0	0-0	0-0	0						5	1	0-0	0-0	0	1	3	0-0	0-0	0	
9/20	Sea	0	0	0-0	0-0	0	(Injured Reserve)				0	0	0-0	0-0	0	2	0	0-0	0-0	0	(Inactive)	7	2	0-0	0-0	0	3	2	1-0	0-0	0	
9/28	KC	2	0	0-0	0-0	1	(Injured Reserve)														(Inactive)	6	3	0-0	0-0	0	4	0	1.5-9.5	0-0	0	
10/4	at SF	0	0	0-0	0-0	0	(Injured Reserve)														(Inactive)	7	1	0-0	0-0	0	0	3	0-0	0-0	0	
10/11	StL	1	0	0-0	0-0	0	(Injured Reserve)														(Inactive)	8	1	0-0	1-0	1	9	1	0-0	0-0	0	
10/18	SD	1	0	0-0	0-0	0	(Injured Reserve)														(Inactive)	9	0	0-0	0-0	1	2	1	0.5-4	0-0	0	
11/1	at Den	0	0	0-0	0-0	0	(Injured Reserve)									1	3	0-0	0-0	0		4	1	0-0	0-0	0	1	0	0-0	0-0	0	
11/8	at Car	0	0	0-0	0-0	0	(Injured Reserve)									6	3	0-0	0-0	2		3	4	0-0	0-0	0	4	0	0-0	0-0	0	
11/15	Det	0	0	0-0	0-0	0	(Injured Reserve)									6	1	0-0	0-0	0		11	1	0-0	1-2	1	2	5	0-0	0-0	0	
11/22	at Min	0	0	0-0	0-0	0	(Injured Reserve)									2	2	0-0	0-0	0		9	1	1-0	0-0	0	3	4	1-8	0-0	0	
11/26	Chi	0	0	0-0	0-0	0	(Injured Reserve)									8	1	0-0	0-0	0		7	2	0-0	0-0	0	1	2	0-0	0-0	0	
12/3	at Det	0	0	0-0	0-0	0	(Injured Reserve)									7	1	0-0	0-0	0		7	0	1-4	0-0	0	4	1	0-0	0-0	0	
12/13	Dal	0	0	0-0	0-0	0	(Injured Reserve)									1	1	0-0	0-0	0		3	2	0-0	0-0	0	0	0	0-0	0-0	0	
12/20	at Oak	0	0	0-0	0-0	0	(Injured Reserve)									8	2	0-0	0-0	3		3	0	0-0	0-0	0	2	2	0-0	0-0	0	
12/27	at Ari	0	0	0-0	0-0	0	(Injured Reserve)									8	2	0-0	0-0	1		3	0	0-0	0-0	1	3	0	0-0	1-6	1	
1/3	Min																															
SEASON		4	0	0-0	0-0	1	1	0	0-0	0-0	0	1	0	0-0	0-0	0	49	16	0-0	0-0	6	92	19	2-14	2-2	4	39	24	4-21.5	1-6	1	
CAREER		16	3	0-0	0-0	2	41	13	1-9	0-0	1	17	11	0-0	0-0	1	417	138	4.5-41	7-33	49	165	41	3-14	3-11	15	114	74	18-121.5	2-15	2	

		J.Elliott					B.Gaston					D.Goodson					L.Guion					L.Gunter					C.Hayward					
		UT	A	Sk	Int	PD	UT	A	Sk	Int	PD	UT	A	Sk	Int	PD	UT	A	Sk	Int	PD	UT	A	Sk	Int	PD	UT	A	Sk	Int	PD	
9/13	at Chi	2	0	0-0	0-0	0	0	0	0-0	0-0	0	0	0	0-0	0-0	0						(Reserve/Suspended)					1	1	0-0	0-0	1	
9/20	Sea	1	0	0-0	1-0	1	(Inactive)					0	0	0-0	0-0	0						(Inactive)					2	1	0-0	0-0	0	
9/28	KC	2	0	1-10	0-0	0	1	0	0-0	0-0	0										(Reserve/Suspended)	0	0	0-0	0-0	0	4	1	0-0	0-0	0	
10/4	at SF	1	0	1-7	0-0	0	(Not With Team)														(Inactive)	0	0	0-0	0-0	0	1	1	0-0	0-0	0	
10/11	StL	3	1	0-0	0-0	0	(Practice Squad)					0	0	0-0	0-0	0	3	2	0-0	0-0	0					(Inactive)	2	2	0-0	0-0	0	
10/18	SD	0	0	0-0	0-0	0	(Not With Team)					0	0	0-0	0-0	0	0	5	0-0	0-0	0					(Did Not Play)	5	0	0-0	0-0	0	
11/1	at Den	0	0	0-0	0-0	0	(Not With Team)					0	0	0-0	0-0	1	0	3	0-0	0-0	0					(Inactive)	8	3	0-0	0-0	2	
11/8	at Car	0	0	0-0	0-0	0	(Not With Team)					4	1	0-0	0-0	0	1	2	0-0	0-0	0					0	0	0-0	0-0	1		
11/15	Det	0	0	0-0	0-0	0	(Not With Team)					0	0	0-0	0-0	0	2	1	0-0	0-0	0					(Inactive)	4	1	0-0	0-0	0	
11/22	at Min	0	1	0-0	0-0	0	(Not With Team)					0	0	0-0	0-0	0	0	1	0-0	0-0	0					(Inactive)	5	2	0-0	0-0	1	
11/26	Chi	1	1	0-0	0-0	0	(Not With Team)					0	0	0-0	0-0	0	0	3	0-0	0-0	0					0	0	0-0	0-0	0		
12/3	at Det	1	0	0-0	0-0	0	(Not With Team)					0	0	0-0	0-0	0	0	0	0-0	0-0	0					0	0	0-0	0-0	1		
12/13	Dal	2	0	1-7	0-0	1	(Not With Team)					0	0	0-0	0-0	0	1	3	0-0	0-0	0					(Inactive)	3	1	0-0	0-0	0	
12/20	at Oak	1	0	0-0	0-0	0	(Not With Team)					0	0	0-0	0-0	0	2	1	0-0	0-0	0					0	0	0-0	0-0	1		
12/27	at Ari						(Inactive)					0	0	0-0	0-0	0	2	4	0-0	0-0	0					0	0	0-0	0-0	0		
1/3	Min																															
SEASON		14	3	3-24	1-0	2	1	0	0-0	0-0	0	4	1	0-0	0-0	1	11	25	0-0	0-0	0	0	0	0-0	0-0	0	53	19	0-0	0-0	7	
CAREER		17	3	3-24	1-0	2	1	0	0-0	0-0	0	4	1	0-0	0-0	1	107	120	8.5-47	0-0	4	0	0	0-0	0-0	0	130	41	0-0	9-194	34	

		M.Hyde					D.Jones					C.Matthews					A.Mulumba					M.Neal					N.Palmer									
		UT	A	Sk	Int	PD	UT	A	Sk	Int	PD	UT	A	Sk	Int	PD	UT	A	Sk	Int	PD	UT	A	Sk	Int	PD	UT	A	Sk	Int	PD					
9/13	at Chi	4	0	0-0	0-0	0						8	2	0-0	1-42	1						(Inactive)					2	0	0-0	0-0	0	6	3	0-0	0-0	1
9/20	Sea	5	0	0-0	0-0	1	2	0	0-0	0-0	0	1	1	0-0	0-0	0	0	1	0-0	0-0	0					2	3	0-0	0-0	0	4	2	0-0	0-0	1	
9/28	KC	2	1	0-0	0-0	1	2	0	0-0	0-0	0	4	1	2-8	0-0	0	0	0	0-0	0-0	0					1	1	.5-3.5	0-0	0	3	1	0-0	0-0	0	
10/4	at SF	5	0	0-0	0-0	0	0	1	0-0	0-0	0	2	1	1-8	0-0	0	0	0	0-0	0-0	0					1	0	1-8	0-0	0	5	1	0-0	0-0	1	
10/11	StL	5	0	0-0	1-2	2	0	0	0-0	0-0	0	2	3	1.5-11.5	0-0	0	0	0	0-0	0-0	0					2	1	0-0	0-0	0	4	1	0-0	0-0	0	
10/18	SD	8	0	0-0	0-0	1	2	0	1-4	0-0	1	4	3	0-0	0-0	0	0	1	0-0	0-0	0					2	1	0.5-4	0-0	0	9	4	0-0	0-0	0	
11/1	at Den	6	2	0-0	0-0	0	2	1	0-0	0-0	0	7	1	0-0	0-0	0						(Inactive)					3	0	0-0	0-0	0	6	2	0-0	0-0	0
11/8	at Car	1	0	0-0	0-0	0	0	0	0-0	0-0	0	4	3	0-0	0-0	0						(Inactive)				1	2	0-0	0-0	0	0	2	0-0	0-0	0	
11/15	Det	1	1	0-0	0-0	0	0	0	0-0	0-0	0	4	3	0-0	0-0	2						(Inactive)				2	1	0-0	0-0	0	6	5	0-0	0-0	0	
11/22	at Min	0	0	0-0	0-0	0	2	0	2-28	0-0	1	8	2	0-0	0-0	0						(Inactive)				1	1	.5-1	0-0	0	4	1	1-0	0-0	0	
11/26	Chi						(Inactive)					3	1	0-0	0-0	0						(Inactive)				3	1	0-0	0-0	0	8	3	0-0	0-0	0	
12/3	at Det	1	2	1-3	0-0	0	1	1	0-0	0-0	0	2	2	0-0	0-0	0						(Inactive)				2	0	0-0	0-0	0	0	0	0-0	0-0	0	
12/13	Dal	4	0	0-0	0-0	0	0	1	0-0	0-0	1	5	3	1-8	0-0	0						(Inactive)				0	1	0-0	0-0	0	0	0	0-0	0-0	0	
12/20	at Oak	2	0	0-0	1-34	1	0	2	0-0	0-0	0	0	0	0-0	0-0	0						(Inactive)				3	0	.5-3	0-0	0	0	0	0-0	0-0	0	
12/27	at Ari	0	0	0-0	0-0	0	1	1	0-0	0-0	0	0	1	0-0	0-0	0																				

INDIVIDUAL STATISTICS, DEFENSE

	M.Pennel					J.Peppers					N.Perry					B.Raji					D.Randall					S.Richardson							
	UT	A	Sk	Int	PD	UT	A	Sk	Int	PD	UT	A	Sk	Int	PD	UT	A	Sk	Int	PD	UT	A	Sk	Int	PD	UT	A	Sk	Int	PD			
9/13	at	Chi	1	1	0-0	0-0	0	5	0	1.5-11	0-0	0	0	1	0-0	0-0	0	3	3	.5-2	0-0	0	1	1	0-0	0-0	2	2	0	0-0	0-0	0	
9/20		Sea	1	2	0-0	0-0	0	0	1	1-1	0-0	0	3	2	0-0	0-0	0	3	1	0-0	0-0	0	0	0	0-0	0-0	1	0	0	0-0	0-0	1	
9/28		KC	3	0	0-0	0-0	0	1	1	0-0	0-0	0	1	1	1-6	0-0	0	0	1	0-0	0-0	0	2	0	0-0	0-0	1					(Inactive)	
10/4	at	SF	0	0	0-0	0-0	0	2	0	1-6	0-0	0	2	0	2-12	0-0	0	2	2	0-0	0-0	0	2	1	0-0	0-0	1	0	0	0-0	0-0	0	
10/11		StL	1	1	0-0	0-0	0	3	0	1-3	0-0	0	3	0	.5-3.5	0-0	0	2	2	0-0	0-0	0	3	1	0-0	0-0	0					(Inactive)	
10/18		SD	2	1	0-0	0-0	0	1	1	1-3	0-0	0			(Inactive)					(Inactive)			6	0	0-0	0-0	2					(Injured Reserve)	
11/1	at	Den	3	2	0-0	0-0	0	1	1	0-0	0-0	0	1	2	0-0	0-0	0	0	3	0-0	0-0	1	6	3	0-0	1-0	2					(Injured Reserve)	
11/8	at	Car	1	0	0-0	0-0	0	2	1	0-0	0-0	0	5	2	0-0	0-0	1	0	1	0-0	0-0	0	5	0	0-0	1-4	2					(Injured Reserve)	
11/15		Det	0	2	0-0	0-0	0	4	0	0-0	0-0	0	1	0	0-0	0-0	0	0	2	0-0	0-0	1	2	0	0-0	0-0	1					(Injured Reserve)	
11/22	at	Min	0	1	0-0	0-0	0	1	1	.5-1	0-0	0	0	1	0-0	0-0	0	1	2	0-0	0-0	0	6	1	0-0	0-0	1					(Injured Reserve)	
11/26		Chi	1	2	0-0	0-0	0	1	3	0-0	0-0	0	1	2	0-0	0-0	0	1	1	0-0	0-0	0	2	0	0-0	0-0	0					(Injured Reserve)	
12/3	at	Det	1	0	0-0	0-0	0	3	1	1-8	0-0	0	0	0	0-0	0-0	0	0	1	0-0	0-0	0			(Inactive)							(Injured Reserve)	
12/13		Dal	3	0	0-0	0-0	0	1	0	0-0	0-0	0			(Inactive)			0	0	0-0	0-0	0	1	0	0-0	0-0	1					(Injured Reserve)	
12/20	at	Oak	1	0	0-0	0-0	0	3	1	2.5-21	0-0	0	0	0	0-0	0-0	0	0	0	0-0	0-0	0	7	2	0-0	1-43	2					(Injured Reserve)	
12/27	at	Ari	3	0	1-0	0-0	0	1	0	0-0	0-0	0	3	0	0-0	0-0	0	0	2	0-0	0-0	0	4	0	0-0	0-0	0					(Injured Reserve)	
1/3		Min																															
SEASON			21	12	1-0	0-0	0	29	11	9.5-54	0-0	0	20	11	3.5-21.5	0-0	1	12	21	.5-2	0-0	2	47	9	0-0	3-47	16	2	0	0-0	0-0	1	
CAREER			28	23	1-0	0-0	0	576	229	135-822.5	11-233	63	81	45	12.5-99.5	0-0	4	131	129	11-67.5	0-0	9	47	9	0-0	3-47	16	25	6	0-0	0-0	2	

	Q.Rollins					J.Ryan					S.Shields					J.Thomas																
	UT	A	Sk	Int	PD	UT	A	Sk	Int	PD	UT	A	Sk	Int	PD	UT	A	Sk	Int	PD												
9/13	at	Chi	0	0	0-0	0-0	0	0	0	0-0	0-0	0	6	2	0-0	0-0	1			(Not With Team)												
9/20		Sea			(Inactive)			0	0	0-0	0-0	0	2	0	0-0	0-0	0			(Not With Team)												
9/28		KC	2	1	0-0	0-0	1	0	1	0-0	0-0	0	5	0	0-0	1-15	1	2	1	1-2	0-0	0										
10/4	at	SF	1	1	0-0	0-0	0			(Inactive)			2	1	0-0	1-0	1	2	0	0-0	0-0	0										
10/11		StL	2	0	0-0	2-48	2			(Inactive)			0	2	0-0	0-0	4	0	0	0-0	0-0	1										
10/18		SD	2	0	0-0	0-0	0	0	0	0-0	0-0	0	7	0	0-0	0-0	2	2	1	0-0	0-0	0										
11/1	at	Den	0	0	0-0	0-0	0	1	0	0-0	0-0	0	0	0	0-0	0-0	0	1	3	0-0	0-0	0										
11/8	at	Car			(Inactive)			4	2	0-0	0-0	0			(Inactive)			0	0	0-0	0-0	0										
11/15		Det	0	1	0-0	0-0	0	0	0	0-0	0-0	0	1	0	0-0	0-0	0	1	0	0-0	0-0	0										
11/22	at	Min	1	1	0-0	0-0	0	0	0	0-0	0-0	0	5	1	0-0	0-0	0	1	2	0-0	0-0	0										
11/26		Chi	1	0	1-11	0-0	2	0	0	0-0	0-0	0	2	1	0-0	0-0	1	2	0	0-0	0-0	0										
12/3	at	Det	3	3	0-0	0-0	1	8	1	0-0	0-0	0	3	2	0-0	0-0	1	2	0	0-0	0-0	0										
12/13		Dal	4	0	0-0	0-0	0	3	3	0-0	0-0	0	2	0	0-0	1-0	2	0	0	0-0	0-0	1										
12/20	at	Oak	5	1	0-0	0-0	3	8	0	0-0	0-0	0			(Inactive)			1	0	0-0	0-0	0										
12/27	at	Ari	4	1	0-0	0-0	0	2	4	0-0	0-0	0			(Inactive)			1	0	0-0	0-0	0										
1/3		Min																														
SEASON			25	9	1-11	2-48	9	26	11	0-0	0-0	0	35	9	0-0	3-15	13	15	7	1-2	0-0	2										
CAREER			25	9	1-11	2-48	9	26	11	0-0	0-0	0	205	46	1-8	18-180	90	15	7	1-2	0-0	2										

DEFENSIVE FUMBLE STATISTICS

FORCED FUMBLES (11)

- J.Elliott - (1) vs. Seattle, Sept. 20 (F.Jackson)
- M.Daniels - (1) vs. Kansas City, Sept. 28 (A. Smith)
- N.Perry - (1) vs. Kansas City, Sept. 28 (A. Smith)
- J.Thomas - (1) at San Francisco, Oct. 4 (V.McDonald)
- J.Peppers - (1) vs. St. Louis, Oct. 11 (N.Foles)
- M.Neal - (1) vs. San Diego, Oct. 18 (M.Gordon)
- H.Clinton-Dix - (1) vs. San Diego, Oct. 18 (M.Gordon)
- M.Burnett - (1) at Minnesota, Nov. 22 (A.Peterson)
- M.Burnett - (1) vs. Chicago, Nov. 26 (A.Jeffery)
- J.Peppers - (1) at Detroit, Dec. 3 (M.Stafford)
- M.Pennel - (1) at Arizona, Dec. 27 (K.Williams)

FUMBLE RECOVERIES (5)

- M.Hyde - (1) vs. Seattle, Sept. 20 (F.Jackson)
- C.Matthews - (1) vs. San Diego, Oct. 18 (M.Gordon)
- S.Shields - (1) at Minnesota, Nov. 22 (A.Peterson)
- J.Ryan - (1) at Detroit, Dec. 3 (M.Stafford)
- M.Burnett - (1) at Arizona, Dec. 27 (K.Williams)

INDIVIDUAL STATISTICS, DEFENSE

QUARTERBACK SACKS (40-248)

9/13	at	Chicago:	(2-12)	J.Peppers 1.5-11, B.Raji .5-1
9/20		Seattle:	(2-1)	M.Daniels 1-0, J.Peppers 1-1
9/28		Kansas City:	(7-39)	C.Matthews 2-8, M.Daniels 1.5-9.5, J.Elliott 1-10, N.Perry 1-6, J.Thomas 1-2, M.Neal .5-3.5
10/4	at	San Francisco:	(6-41)	N.Perry 2-12, J.Elliott 1-7, C.Matthews 1-8, M.Neal 1-8, J.Peppers 1-6
10/11		St. Louis:	(3-18)	C.Matthews 1.5-11.5, J.Peppers 1-3, N.Perry .5-3.5
10/18		San Diego:	(3-15)	D.Jones 1-4, J.Peppers 1-3, M.Daniels .5-4, M.Neal .5-4
11/1	at	Denver:	(0-0)	None
11/8	at	Carolina:	(0-0)	None
11/15		Detroit:	(0-0)	None
11/22	at	Minnesota:	(6-48)	D.Jones 2-28, H.Clinton-Dix 1-10, M.Daniels 1-8, N.Palmer 1-0, M.Neal .5-2, J.Peppers .5-2
11/26		Chicago:	(1-11)	Q.Rollins 1-11
12/3	at	Detroit:	(3-15)	H.Clinton-Dix 1-4, M.Hyde 1-3, J.Peppers 1-8
12/13		Dallas:	(2-15)	J.Elliott 1-7, C.Matthews 1-8
12/20	at	Oakland:	(3-24)	J.Peppers 2.5-21, M.Neal .5-3
12/27	at	Arizona:	(2-9)	M.Neal 1-9, M.Pennel 1-0
1/3		Minnesota:		

SEASON TOTALS: (40-248) J.Peppers 9.5-54, C.Matthews 5.5-35.5, M.Daniels 4-21.5, M.Neal 4-28.5, N.Perry 3.5-21.5, J.Elliott 3-24, D.Jones 3-32, H.Clinton-Dix 2-14, M.Hyde 1-3, N.Palmer 1-0, M.Pennel 1-0, Q.Rollins 1-11, J.Thomas 1-2, B.Raji .5-1

QUARTERBACK HITS (71)

9/13	at	Chicago:	(3)	M.Daniels 1, C.Matthews 1, B.Raji 1
9/20		Seattle:	(2)	M.Daniels 1, D.Jones 1
9/28		Kansas City:	(2)	M.Daniels 1, C.Matthews 1
10/4	at	San Francisco:	(4)	D.Jones 2, M.Daniels 1, C.Matthews 1
10/11		St. Louis:	(14)	D.Jones 4, C.Matthews 3, J.Peppers 3, M.Daniels 2, L.Guion 1, M.Neal 1
10/18		San Diego:	(13)	C.Matthews 4, M.Daniels 2, M.Neal 2, M.Pennel 2, D.Jones 1, J.Peppers 1, J.Thomas 1
11/1	at	Denver:	(4)	M.Burnett 1, M.Daniels 1, C.Matthews 1, J.Peppers 1
11/8	at	Carolina:	(4)	M.Burnett 1, M.Daniels 1, M.Pennel 1, J.Thomas 1
11/15		Detroit:	(1)	M.Neal 1
11/22	at	Minnesota:	(5)	D.Jones 2, M.Neal 2, C.Hayward 1
11/26		Chicago:	(5)	M.Daniels 1, J.Elliott 1, C.Matthews 1, J.Peppers 1, J.Thomas 1
12/3	at	Detroit:	(3)	L.Guion 1, J.Peppers 1, J.Thomas 1
12/13		Dallas:	(5)	M.Burnett 1, J.Elliott 1, D.Jones 1, C.Matthews 1, M.Neal 1
12/20	at	Oakland:	(5)	D.Jones 2, M.Daniels 1, M.Neal 1, N.Perry 1
12/27	at	Arizona:	(1)	C.Matthews 1
1/3		Minnesota:		

SEASON TOTALS: (71) C.Matthews 14, D.Jones 13, M.Daniels 12, M.Neal 8, J.Peppers 7, J.Thomas 4, M.Burnett 3, M.Pennel 3, J.Elliott 2, L.Guion 2, C.Hayward 1, N.Perry 1, B.Raji 1

PASSES DEFENSED (81)

9/13	at	Chicago:	(6)	D.Randall 2, C.Hayward 1, C.Matthews 1, N.Palmer 1, S.Shields 1
9/20		Seattle:	(5)	J.Elliott 1, M.Hyde 1, N.Palmer 1, D.Randall 1, S.Richardson 1
9/28		Kansas City:	(5)	C.Banjo 1, M.Hyde 1, D.Randall 1, Q.Rollins 1, S.Shields 1
10/4	at	San Francisco:	(3)	N.Palmer 1, D.Randall 1, S.Shields 1
10/11		St. Louis:	(10)	S.Shields 4, M.Hyde 2, Q.Rollins 2, H.Clinton-Dix 1, J.Thomas 1
10/18		San Diego:	(7)	D.Randall 2, S.Shields 2, H.Clinton-Dix 1, M.Hyde 1, D.Jones 1
11/1	at	Denver:	(6)	C.Hayward 2, D.Randall 2, D.Goodson 1, B.Raji 1
11/8	at	Carolina:	(6)	M.Burnett 2, D.Randall 2, C.Hayward 1, N.Perry 1
11/15		Detroit:	(5)	C.Matthews 2, H.Clinton-Dix 1, B.Raji 1, D.Randall 1
11/22	at	Minnesota:	(3)	C.Hayward 1, D.Jones 1, D.Randall 1
11/26		Chicago:	(3)	Q.Rollins 2, S.Shields 1
12/3	at	Detroit:	(3)	C.Hayward 1, Q.Rollins 1, S.Shields 1
12/13		Dallas:	(6)	S.Shields 2, J.Elliott 1, D.Jones 1, D.Randall 1, J.Thomas 1
12/20	at	Oakland:	(10)	M.Burnett 3, Q.Rollins 3, D.Randall 2, C.Hayward 1, M.Hyde 1
12/27	at	Arizona:	(3)	M.Burnett 1, H.Clinton-Dix 1, M.Daniels 1
1/3		Minnesota:		

SEASON TOTALS: (81) D.Randall 16, S.Shields 13, Q.Rollins 9, C.Hayward 7, M.Burnett 6, M.Hyde 6, H.Clinton-Dix 4, D.Jones 3, C.Matthews 3, N.Palmer 3, J.Elliott 2, B.Raji 2, J.Thomas 2, C.Banjo 1, M.Daniels 1, D.Goodson 1, N.Perry 1, S.Richardson 1

INDIVIDUAL STATISTICS, SPECIAL TEAMS

PUNTING

		T.Masthay							
		No	Yds	Avg	TB	In20	Lg	Bk	Net
9/13	at Chi	2	97	48.5	1	0	54	0	33.0
9/20	Sea	3	139	46.3	0	0	49	0	39.0
9/28	KC	5	215	43.0	0	2	49	0	39.4
10/4	at SF	6	235	39.2	0	1	51	0	37.2
10/11	StL	4	191	47.8	2	0	53	0	36.8
10/18	SD	4	162	40.5	0	2	50	0	42.3
11/1	at Den	5	231	46.2	0	1	49	0	43.8
11/8	at Car	8	357	44.6	0	2	56	0	40.3
11/15	Det	9	372	41.3	0	3	55	0	37.0
11/22	at Min	4	152	38.0	0	2	50	0	38.0
11/26	Chi	5	178	35.6	0	2	45	0	34.2
12/3	at Det	6	286	47.7	1	1	62	0	44.3
12/13	Dal	6	282	47.0	1	0	53	0	44.7
12/20	at Oak	4	211	52.8	1	0	57	0	48.5
12/27	at Ari	6	268	44.7	0	2	49	0	43.2
1/3	Min								
SEASON		77	3376	43.8	6	18	62	0	40.3
CAREER		386	17052	44.2	29	132	71	3	38.7

KICKING

		M.Crosby			Kickoffs			
		FG	PAT	Pts	No. Ret	TB	TB Pct	OB
9/13	at Chi	1/1	4/4	7	3	3	50.0	0
9/20	Sea	4/4	1/1	13	4	3	42.9	0
9/28	KC	1/1	5/5	8	4	3	42.9	0
10/4	at SF	1/2	2/2	5	1	3	75.0	0
10/11	StL	1/1	3/3	6	1	4	80.0	0
10/18	SD	2/2	3/3	9	3	3	50.0	0
11/1	at Den	1/1	1/1	4	0	3	100.0	0
11/8	at Car	0/0	3/3	3	2	3	60.0	0
11/15	Det	1/2	1/1	4	2	1	33.3	0
11/22	at Min	5/5	1/1	16	5	2	25.0	1
11/26	Chi	2/2	1/1	7	1	2	66.7	0
12/3	at Det	0/1	3/3	3	2	2	50.0	0
12/13	Dal	0/0	4/4	4	1	4	80.0	0
12/20	at Oak	3/4	3/3	12	4	3	42.9	0
12/27	at Ari	0/0	0/0	0	1	0	0.0	0
1/3	Min							
SEASON		22/26	35/35	101	34	39	53.4	1
CAREER		234/294	436/440	1138	539	224	28.9	15

ADDITIONAL KICKOFFS:
T.Masthay 1-0 at Den (Nov. 1)

ON-SIDE KICK RECOVERIES

OWN KICKS (1/2)

Success - D.Randall vs. Det (Nov. 15)
Failed - Ja.Brown at Ari (Dec. 27)

OPPONENT KICKS (0/2)

Failed - D.Adams at Chi (Sept. 13)
Failed - M.Hyde vs. KC (Sept. 28)

BLOCKED KICKS

PACKERS (1)

BLOCKED PUNTS

OPPONENTS (1)

KICKOFF

		J.Janis					M.Hyde				
		No	Yds	Avg	Lg	TD	No	Yds	Avg	Lg	TD
9/13	at Chi	0	0	--	--	0	0	0	--	--	0
9/20	Sea	0	0	--	--	0	0	0	--	--	0
9/28	KC	0	0	--	--	0	0	0	--	--	0
10/4	at SF	0	0	--	--	0	0	0	--	--	0
10/11	StL	0	0	--	--	0	0	0	--	--	0
10/18	SD	0	0	--	--	0	0	0	--	--	0
11/1	at Den	0	0	--	--	0	1	23	23.0	23	0
11/8	at Car	0	0	--	--	0	3	71	23.7	30	0
11/15	Det	0	0	--	--	0	3	78	26.0	30	0
11/22	at Min	2	83	41.5	70	0	0	0	--	--	0
11/26	Chi	2	82	41.0	64	0			(Inactive)		
12/3	at Det	2	46	23.0	24	0	1	15	15.0	15	0
12/13	Dal	2	40	20.0	21	0	0	0	--	--	0
12/20	at Oak	4	108	27.0	47	0	0	0	--	--	0
12/27	at Ari	1	21	21.0	21	0	0	0	--	--	0
1/3	Min										
SEASON		13	380	29.2	70	0	8	187	23.4	30	0
CAREER		13	380	29.2	70	0	34	814	23.9	70	0

ADDITIONAL KICKOFF RETURNS: J.Abbrederis 1-30 vs. SD (Oct. 18), 1-22 at Den (Nov. 1), D.Jones 1-9 at Ari (Dec. 17), J.Kuhn 1-0 vs. Chi (Nov. 26), 1-9 at Oak (Dec. 20), T.Montgomery 3-106 at Chi (Sept. 13), 1-19 vs. Sea (Sept. 20), 2-64 vs. KC (Sept. 28), 1-29 vs. SD (Oct. 18), A.Ripkowski 1-0 at Chi (Sept. 13), J.Tretter 1-0 vs. SD (Oct. 18)

		M.Hyde						R.Cobb					
		No	Yds	Avg	FC	Lg	TD	No	Yds	Avg	FC	Lg	TD
9/13	at Chi	0	0	--	0	--	0	0	0	--	0	--	0
9/20	Sea	0	0	--	4	--	0	0	0	--	0	--	0
9/28	KC	4	30	7.5	1	13	0	0	0	--	0	--	0
10/4	at SF	3	14	4.7	0	9	0	0	0	--	0	--	0
10/11	StL	2	9	4.5	1	9	0	0	0	--	0	--	0
10/18	SD	2	18	9.0	0	16	0	0	0	--	0	--	0
11/1	at Den	1	9	9.0	9	9	0	0	0	--	0	--	0
11/8	at Car	4	18	4.5	1	15	0	0	0	--	0	--	0
11/15	Det	2	7	3.5	1	6	0	0	0	--	0	--	0
11/22	at Min	0	0	--	0	--	0	2	9	4.5	3	10	0
11/26	Chi			(Inactive)				2	1	0.5	1	1	0
12/3	at Det	0	0	--	5	--	0	0	0	--	0	--	0
12/13	Dal	4	13	3.3	0	9	0	0	0	--	0	--	0
12/20	at Oak	2	24	12.0	0	14	0	0	0	--	0	--	0
12/27	at Ari	1	0	0.0	2	0	0	0	0	--	0	--	0
1/3	Min												
SEASON		25	142	5.7	16	16	0	4	10	2.5	4	10	0
CAREER		63	659	10.5	32	93t	3	78	732	9.4	57	80t	2

SPECIAL TEAMS FUMBLE STATISTICS

FORCED FUMBLES (0)

FUMBLE RECOVERIES (0)

BLOCKED FIELD GOALS

(1) vs. St. Louis, Oct. 11 (D.Jones)

BLOCKED PATs

(1) at Oakland, Dec. 20 (D.Autry)

DRIVE STATISTICS

PACKERS SCORING DRIVES (game-by-game)

Date	Opponent	Plays	Yards	Time	Result	Qtr	Scoring Play	Quarterback
9/13	at Chicago	10	77	4:42	TD	1	A.Rodgers 13 pass to J.Jones	A.Rodgers
9/13	at Chicago	10	61	5:17	FG	2	M.Crosby 37 field goal	A.Rodgers
9/13	at Chicago	6	59	3:04	TD	3	A.Rodgers 1 pass to J.Jones	A.Rodgers
9/13	at Chicago	16	78	9:31	TD	4	A.Rodgers 5 pass to R.Cobb	A.Rodgers
9/13	at Chicago	4	48	1:46	TD	4	E.Lacy 2 run	A.Rodgers
9/20	vs. Seattle	10	80	4:15	TD	1	A.Rodgers 29 pass to J.Jones	A.Rodgers
9/20	vs. Seattle	4	7	1:55	FG	1	M.Crosby 54 field goal	A.Rodgers
9/20	vs. Seattle	6	79	1:14	FG	2	M.Crosby 18 field goal	A.Rodgers
9/20	vs. Seattle	8	54	3:36	FG	3	M.Crosby 44 field goal	A.Rodgers
9/20	vs. Seattle	10	80	6:16	TD	4	A.Rodgers 5 pass to R.Rodgers	A.Rodgers
9/20	vs. Seattle	9	34	4:54	FG	4	M.Crosby 21 field goal	A.Rodgers
9/28	vs. Kansas City	6	69	2:36	TD	1	A.Rodgers 8 pass to T.Montgomery	A.Rodgers
9/28	vs. Kansas City	10	89	5:51	TD	1	A.Rodgers 3 pass to R.Cobb	A.Rodgers
9/28	vs. Kansas City	9	51	5:47	FG	2	M.Crosby 44 field goal	A.Rodgers
9/28	vs. Kansas City	9	68	3:02	TD	2	A.Rodgers 27 pass to J.Jones	A.Rodgers
9/28	vs. Kansas City	1	4	0:04	TD	3	A.Rodgers 4 pass to R.Cobb	A.Rodgers
9/28	vs. Kansas City	8	80	3:46	TD	4	A.Rodgers 4 pass to R.Cobb	A.Rodgers
10/4	at San Francisco	12	80	5:58	TD	1	A.Rodgers 9 pass to R.Rodgers	A.Rodgers
10/4	at San Francisco	9	61	4:33	TD	3	J.Kuhn 1 run	A.Rodgers
10/4	at San Francisco	8	35	4:38	FG	3	M.Crosby 31 field goal	A.Rodgers
10/11	vs. St. Louis	6	56	1:48	TD	1	A.Rodgers 31 pass to T.Montgomery	A.Rodgers
10/11	vs. St. Louis	4	75	2:19	TD	3	A.Rodgers 65 pass to J.Jones	A.Rodgers
10/11	vs. St. Louis	7	30	2:20	FG	4	M.Crosby 35 field goal	A.Rodgers
10/18	vs. San Diego	8	87	3:44	TD	1	A.Rodgers 5 pass to J.Starks	A.Rodgers
10/18	vs. San Diego	4	85	1:26	TD	1	J.Starks 65 run	A.Rodgers
10/18	vs. San Diego	10	83	3:58	FG	2	M.Crosby 23 field goal	A.Rodgers
10/18	vs. San Diego	7	69	2:48	TD	3	A.Rodgers 8 pass to J.Jones	A.Rodgers
10/18	vs. San Diego	9	70	3:37	FG	4	M.Crosby 28 field goal	A.Rodgers
11/1	at Denver	10	80	4:48	TD	2	E.Lacy 2 run	A.Rodgers
11/1	at Denver	11	41	5:53	FG	3	M.Crosby 56 field goal	A.Rodgers
11/8	at Carolina	11	65	5:51	TD	1	A.Rodgers 1 pass to R.Rodgers	A.Rodgers
11/8	at Carolina	3	80	1:00	TD	3	A.Rodgers 53 pass to R.Cobb	A.Rodgers
11/8	at Carolina	6	79	1:28	TD	4	A.Rodgers 29 pass to J.Starks	A.Rodgers
11/8	at Carolina	8	72	2:38	TD	4	A.Rodgers 3 pass to R.Rodgers	A.Rodgers
11/15	vs. Detroit	12	57	4:54	FG	1	M.Crosby 44 field goal	A.Rodgers
11/15	vs. Detroit	11	78	4:05	TD	4	A.Rodgers 4 pass to R.Rodgers	A.Rodgers
11/15	vs. Detroit	8	73	1:25	TD	4	A.Rodgers 11 pass to J.Perillo	A.Rodgers
11/22	at Minnesota	13	56	5:35	FG	1	M.Crosby 42 field goal	A.Rodgers
11/22	at Minnesota	4	5	1:24	FG	1	M.Crosby 47 field goal	A.Rodgers
11/22	at Minnesota	6	45	2:18	FG	2	M.Crosby 40 field goal	A.Rodgers
11/22	at Minnesota	9	80	2:13	TD	2	A.Rodgers 10 pass to R.Cobb	A.Rodgers
11/22	at Minnesota	12	61	4:47	FG	3	M.Crosby 42 field goal	A.Rodgers
11/22	at Minnesota	7	80	2:46	TD	4	A.Rodgers 27 pass to J.Jones	A.Rodgers
11/22	at Minnesota	4	-1	0:23	FG	4	M.Crosby 52 field goal	A.Rodgers
11/26	vs. Chicago	5	49	1:44	TD	1	A.Rodgers 25 pass to E.Lacy	A.Rodgers
11/26	vs. Chicago	7	28	4:05	FG	2	M.Crosby 22 field goal	A.Rodgers
11/26	vs. Chicago	5	36	0:30	FG	2	M.Crosby 50 field goal	A.Rodgers
12/3	at Detroit	7	75	3:10	TD	3	R.Cobb fumble recovery in end zone	A.Rodgers
12/3	at Detroit	3	12	1:31	TD	3	A.Rodgers 8 pass to D.Adams	A.Rodgers
12/3	at Detroit	11	84	4:02	TD	4	A.Rodgers 17 run	A.Rodgers
12/3	at Detroit	4	79	0:23	TD	4	A.Rodgers 61 pass to R.Rodgers	A.Rodgers
12/13	vs. Dallas	9	48	4:14	TD	2	A.Rodgers 13 pass to J.Starks	A.Rodgers
12/13	vs. Dallas	11	81	4:14	TD	2	A.Rodgers 3 pass to R.Rodgers	A.Rodgers
12/13	vs. Dallas	12	84	6:34	TD	4	J.Starks 30 run	A.Rodgers
12/13	vs. Dallas	4	38	0:25	TD	4	E.Lacy 1 run	A.Rodgers
12/20	at Oakland	4	17	1:12	TD	1	J.Kuhn 5 run	A.Rodgers
12/20	at Oakland	7	44	2:57	FG	3	M.Crosby 24 field goal	A.Rodgers
12/20	at Oakland	3	53	1:02	TD	3	A.Rodgers 30 pass to J.Jones	A.Rodgers
12/20	at Oakland	19	92	8:11	FG	4	M.Crosby 21 field goal	A.Rodgers
12/20	at Oakland	6	21	2:29	FG	4	M.Crosby 33 field goal	A.Rodgers
12/27	at Arizona	8	80	3:03	TD	3	A.Rodgers 28 pass to E.Lacy	A.Rodgers

Scoring-Drive Length

Length (minus)	Packers		Opponent	
	ID	FG	ID	FG
0—9	0	1	0	0
10—19	1	2	1	1
20—29	2	0	1	0
30—39	0	2	1	3
40—49	1	4	1	2
50—59	3	3	0	2
60—69	3	4	4	3
70—79	5	2	4	5
80—89	9	2	5	4
90—99	15	1	15	2
	0	1	0	0
SEASON	39	22	32	22

Possessions at a glance

Reg. Season	No.	Avg. Snaps	*3-Plays & Out	Snaps/TD
Packers	180	5.5	41	23.9
Opponent	173	5.6	40	28.4

*—less if turnover, no first downs or score

Game-Opening Drives

Game	Packers			Opponent			
	Pts	FD	Yds	Pts	FD	Yds	
9/13	at Chi	0	0	7	3	3	70
9/20	vs. Sea	7	5	80	0	0	-5
9/28	KC	0	0	5	0	0	7
10/4	at SF	7	6	80	0	1	20
10/11	StL	7	2	56	0	0	2
10/18	SD	7	5	87	0	1	20
11/1	at Den	0	2	13	0	1	25
11/8	at Car	0	0	-7	3	3	68
11/15	Det	3	4	57	0	0	-1
11/22	at Min	3	3	56	0	2	32
11/26	Chi	0	1	37	0	0	7
12/3	at Det	0	1	19	3	2	35
12/13	Dal	0	1	18	0	3	73
12/20	at Oak	0	0	4	0	2	21
12/27	at Ari	0	1	6	0	0	6
1/3	Min						
SEASON	34	31	518	9	16	380	

Second-Half Opening Drives

Game	Packers			Opponent			
	Pts	FD	Yds	Pts	FD	Yds	
9/13	at Chi	7	4	59	3	4	56
9/20	vs. Sea	0	0	-6	7	5	80
9/28	KC	0	0	0	0	0	2
10/4	at SF	7	3	61	0	1	14
10/11	StL	7	2	75	0	1	19
10/18	SD	0	0	-1	7	3	79
11/1	at Den	3	3	41	7	3	80
11/8	at Car	7	2	80	0	0	2
11/15	Det	0	0	2	6	1	1
11/22	at Min	3	4	61	0	1	22
11/26	Chi	0	3	33	0	1	13
12/3	at Det	7	4	75	3	4	66
12/13	Dal	0	1	27	0	0	9
12/20	at Oak	3	1	44	0	0	0
12/27	at Ari	0	0	6	7	2	28
1/3	Min						
SEASON	44	27	557	40	26	471	

DRIVE STATISTICS

YARDS-GAINED ANALYSIS

	1st Down			2nd Down			3rd Down			4th Down			Season			By Quarter				By Half		
	Att	Yds	Avg	Att	Yds	Avg	Att	Yds	Avg	Att	Yds	Avg	Att	Yds	Avg	1st	2nd	3rd	4th	1st	2nd	OT
Packers	432	1924	4.5	341	2103	6.2	193	881	4.6	15	95	6.3	981	5003	5.1	1271	1173	1231	1328	2444	2559	0
Opponents	424	2319	5.5	312	1670	5.4	209	1251	6.0	20	65	3.3	965	5305	5.5	1119	1477	1286	1423	2596	2709	0

DRIVE ENGINEERING

QB	Drives Started		Drives ended by				BLK	DOWN	TO	SAF	CLK	Points Yielded
	Started	TD	FG	MFG	PUNT							
A.Rodgers	178	39	22	3	75	1	6	15	1	16	341	
S.Tolzien	2	0	0	0	2	0	0	0	0	0	0	
Packers	180	39	22	3	77	1	6	15	1	16	341	
Opponents	173	32	22	4	77	0	11	20	0	7	289	

RED-ZONE EFFICIENCY

	Packers	Opponent
Times Penetrated Opponent 20	48	47
Total Scores	40	40
Touchdowns	27	27
Field Goals-Attempts	13-15	13-13
Touchdown Percentage	.563	.574
Scoring Percentage	.833	.851
Turnovers	3	3
Downs	3	4
Missed Field Goals	2	0
Time Ran Out	0	0
Ended Not Trying To Score	0	0
Scores From Outside The 20	21	14
Touchdowns	12	5
Field Goals	9	9

AVERAGE FIELD POSITION

	Packers	Opponent
Drives Started	180	173
Average Field Position	GB28	OPP26
Drives Started in Plus Territory	25	12
Scores	15	5
Touchdowns	7	4
Field Goals	8	1
Missed Field Goals	1	2
Blocked Field Goals	1	0
Punts	2	4
Turnovers	3	1
Turnover on Downs	0	0
Ran Out Clock	2	0
Did Not Attempt to Score	1	0
Drives Started Inside Own 20	48	40

GOAL-TO-GO SITUATIONS

	Summary						GTG Plays				
	Total	TD	Pct	FG	MFG	TO	CLK	DOWN	Plays	TD	Pct
Packers	29	18	.621	7	0	1	0	3	81	18	.222
Opponents	28	18	.643	5	0	3	0	2	80	18	.225

2015 SUPERLATIVES

LONGEST RETURNS

Packers

Type	Yards	Opp. Date	Player
Kickoff	70	at Min, Nov. 22	J.Janis
Kickoff	64	vs. Chi, Nov. 26	J.Janis
Kickoff	47	at Oak, Dec. 20	J.Janis
Kickoff	46	at Chi, Sept. 13	T.Montgomery
Interception	45t	vs. StL, Oct. 11	Q.Rollins

No. of returns 20-plus yards in length: 22
 No. of returns 40-plus yards in length: 8

Opponent

Type	Yards	Opp. Date	Player
Kickoff	104	vs. Det, Nov. 15	A.Abdullah
Kickoff	54	vs. KC, Sept. 28	K.Davis
Kickoff	52	at Min, Nov. 22	C.Patterson
Kickoff	37	vs. Chi, Nov. 26	D.Thompson
Kickoff	33	at Oak, Dec. 20	T.Jones

No. of returns 20-plus yards in length: 21
 No. of returns 40-plus yards in length: 3

LONGEST PLAYS FROM SCRIMMAGE

Packers

Yards	Opp.	Play
65t	vs. StL	A.Rodgers to J.Jones
61t	at Det	A.Rodgers to R.Rodgers
53t	vs. Car	A.Rodgers to R.Cobb
52	vs. KC	A.Rodgers to J.Jones
46	vs. SD	A.Rodgers to J.Janis

Long run:

65t	vs. SD	J.Starks
35	vs. Sea	J.Starks
30	vs. Dal	J.Starks
29	vs. Chi	E.Lacy
27	at Min	E.Lacy

No. plays 20-plus yards: 60
 No. plays 40-plus yards: 6

Opponent

Yards	Opp.	Play
68	vs. StL	N.Foles to S.Bailey
61	vs. KC	A.Smith to J.MacIn
59	vs. Car	C.Newton to J.Cotchery
52	vs. Car	C.Newton to D.Funchess
50	vs. SD	P.Rivers to M.Floyd
50	at Chi	J.Cutler to M.Wilson

Long run:

55	vs. StL	T.Gurley
50	vs. Dal	D.McFadden
45	vs. Dal	D.McFadden
36	at Det	A.Abdullah
28	at Den	C.Anderson

No. plays 20-plus yards: 56
 No. plays 40-plus yards: 18

MISCELLANEOUS

WEEKLY INACTIVES

9/13	at Chicago:	K.Backman, M.Burnett, L.Gunter, A.Harris, B.Hundley, A.Mulumba, L.Taylor
9/20	Seattle:	K.Backman, B.Bulaga, B.Gaston, L.Gunter, A.Harris, B.Hundley, Q.Rollins
9/28	Kansas City:	K.Backman, B.Bulaga, M.Burnett, D.Goodson, B.Hundley, S.Richardson, L.Taylor
10/4	at San Francisco:	D.Adams, B.Bulaga, M.Burnett, D.Goodson, B.Hundley, J.Ryan, L.Taylor
10/11	St. Louis:	D.Adams, M.Burnett, L.Gunter, B.Hundley, S.Richardson, J.Ryan, L.Taylor
10/18	San Diego:	D.Adams, M.Burnett, A.Harris, B.Hundley, N.Perry, B.Raji, L.Taylor
11/1	at Denver:	K.Backman, L.Gunter, B.Hundley, T.Montgomery, A.Mulumba, L.Taylor, J.Walker
11/8	at Carolina:	K.Backman, B.Hundley, T.Montgomery, A.Mulumba, Q.Rollins, S.Shields, L.Taylor
11/15	Detroit:	K.Backman, L.Gunter, B.Hundley, E.Lacy, T.Montgomery, A.Mulumba, L.Taylor
11/22	at Minnesota:	J.Abbrederis, L.Gunter, A.Harris, B.Hundley, T.Montgomery, A.Mulumba, L.Taylor
11/26	Chicago:	J.Abbrederis, A.Harris, B.Hundley, M.Hyde, C.Linsley, T.Montgomery, A.Mulumba
12/3	at Detroit:	B.Bulaga, B.Hundley, T.Lang, T.Montgomery, A.Mulumba, D.Randall, A.Ripkowski
12/13	Dallas:	J.Crockett, L.Gunter, B.Hundley, C.Linsley, T.Montgomery, A.Mulumba, N.Perry
12/20	at Oakland:	K.Backman, J.Crockett, B.Hundley, T.Montgomery, A.Mulumba, S.Shields, J.Walker
12/27	at Arizona:	K.Backman, D.Bakhtiari, J.Elliott, B.Hundley, A.Mulumba, J.Perillo, S.Shields
1/3	Minnesota:	

SEASON TOTALS: B.Hundley (15), A.Mulumba (10), L.Taylor (9), T.Montgomery (8), K.Backman (8), L.Gunter (7), M.Burnett (5), A.Harris (5), B.Bulaga (4), D.Adams (3), J.Abbrederis (2), J.Crockett (2), D.Goodson (2), C.Linsley (2), N.Perry (2), S.Richardson (2), Q.Rollins (2), J.Ryan (2), S.Shields (3), J.Walker (2), D.Bakhtiari (1), J.Elliott (1), B.Gaston (1), M.Hyde (1), E.Lacy (1), T.Lang (1), J.Perillo (1), B.Raji (1), D.Randall (1), A.Ripkowski (1).

TIME SPENT IN THE LEAD

Opponent	Packers	
	In Lead	Trailing
9/13 at Chi	34:50	16:44
9/20 Sea	40:16	12:20
9/28 KC	54:44	0:00
10/4 at SF	54:02	0:00
10/11 StL	57:09	0:00
10/18 SD	45:00	0:00
11/1 at Den	0:00	49:39
11/8 at Car	3:46	51:26
11/15 Det	9:54	28:33
11/22 at Min	42:05	1:24
11/26 Chi	15:45	30:30
12/3 at Det	0:00	53:48
12/13 Dal	39:49	0:00
12/20 at Oak	49:06	1:02
12/27 at Ari	0:00	44:07
1/3 Min		
SEASON	7:26:26	4:49:33
SEASON AVG	.29:46	19:18

TWO-POINT CONVERSIONS

Packers (4-6): A.Rodgers-R.Rodgers pass vs. Sea (Sept. 20), A.Rodgers-D.Adams pass at Car (Nov. 8), A.Rodgers-J.Jones pass at Min (Nov. 22), A.Rodgers-J.Jones pass at Ari (Dec. 27)

Opponent (1-2): A.Smith-T.Kelce pass vs. KC (Sept. 28)

NON-OFFENSIVE SCORES

Packers (2): Q.Rollins 45-yard interception return vs. StL, Oct. 11; D.Randall 43-yard interception return at Oak, Dec. 20
Opponent (3): R.Rodgers tackled in end zone by M.Jackson for a safety at Den, Nov. 1; C.Redding 36-yard fumble return at Ari, Dec. 27; J.Powers 7-yard fumble return at Ari, Dec. 27

PENALTIES AND REPLAY CHALLENGES

PENALTY STATISTICS

	Packers	Opponent
Times Penalized after Offensive Gain	29	16
Gains Wiped Out, Offensive Penalties	226	123
Touchdowns Cost	3	2
Field Goals Cost	1	0
First Downs Lost	7	6
Intentional-Grounding Penalties	1	0
Defensive Pass Interference, Times Flagged	4	13
Yards Given Up	109	352
Defensive 3rd/4th Down Flags (kept drive alive)	6	25
Kick/Punt Return Penalties	9	9
Return Yards Wiped Out	59	80

Touchdowns nullified — GREEN BAY (3): A.Rodgers 8-yard pass to J.Jones at Chi (Sept. 13); A.Rodgers 17-yard pass to R.Cobb vs. KC (Sept. 28); A.Rodgers 5-yard pass to J.Jones at Oak (Dec. 20)

OPPONENTS (2): J.Cutler 4-yard pass to A.Jeffery at Chi (Sept. 13); P.Manning 5-yard pass to A.Caldwell at Den (Nov. 1)

2015 REPLAY CHALLENGES

PACKERS (4/5)

Date, Opp.	Initial Ruling	Ruling
9/20 vs. Sea	Seattle 11 men on field	Penalty on Sea, Defensive 12 On Field, Reversed
10/11 vs. StL	N.Foles 5 pass to S.Bailey, first down	Upheld
10/11 vs. StL	A.Rodgers 64 pass to J.Jones, down at StL 1	Reversed, Touchdown
11/8 at Car	C.Newton scrambles 7 yards for first down	Reversed, 4th Down
12/20 at Oak	A.Rodgers 9 pass to J.Jones, incomplete	Reversed

OPPONENTS (1/4)

Date, Opp.	Initial Ruling	Ruling
9/13 at Chi	A.Rodgers 25 pass to D.Adams, first down	Upheld
10/11 vs. StL	T.Masthay punts to StL 1, downed by J.Janis	Reversed, Touchback
11/8 at Car	A.Rodgers pass incomplete to J.Starks	Upheld
12/27 at Ari	S.Tolzien sacked at GB 1 for -8 yards	Upheld

REPLAY ASSISTANT (8/13)

Last two minutes of the half, overtime, turnovers and scoring plays

Date, Opp.	Initial Ruling	Ruling
9/13 at Chi	J.Cutler fumble recovered by J.Peppers	Reversed, knee was down
9/20 vs. Sea	A.Rodgers 9 pass to R.Cobb, to goal line	Upheld
9/20 vs. Sea	A.Rodgers 1 pass to J.Jones, touchdown	Reversed, incomplete pass
10/4 at SF	A.Rodgers 6 pass to R.Cobb, short of first-down marker	Upheld, 4th Down
10/18 vs. SD	A.Rodgers 5 pass to J.Starks, touchdown	Upheld
10/18 vs. SD	P.Rivers 9 pass to K.Allen, to goal line	Upheld
11/8 at Car	A.Rodgers 29 pass to J.Starks, touchdown	Upheld
11/15 vs. Det	A.Rodgers 4 pass to J.Starks, fumble	Reversed, elbow was down
11/26 vs. Chi	A.Rodgers 25 pass to E.Lacy, touchdown	Confirmed, ball broke plane
11/26 vs. Chi	J.Cutler 20 pass to M.Wilson, touchdown	Reversed, did not break plane
12/13 vs. Dal	J.Starks 1 run, touchdown	Reversed, did not break plane
12/13 vs. Dal	M.Cassel 28 pass to D.Bryant	Reversed, incomplete pass
12/20 at Oak	J.Starks 11 run, fumble	Upheld
12/20 at Oak	A.Rodgers intercepted by D.Amerson at Oak 0, ran ob at Oak 1	Upheld

2015 PENALTIES ACCEPTED (98)

OFFENSE (53)

Delay of Game (6) — A.Rodgers vs. Sea (Sept. 20), A.Rodgers vs. KC (Sept. 28), A.Rodgers at SF (Oct. 4), A.Rodgers vs. StL (Oct. 11), A.Rodgers at Car (Nov. 8), D.Adams at Ari (Dec. 27)

Face Mask (1) — J.Sitton at Det (Dec. 3)

False Start (11) — D.Bakhtiari at Chi (Sept. 13), D.Bakhtiari vs. Sea (Sept. 20), T.Lang at SF (Oct. 4), B.Bulaga vs. StL (Oct. 11), R.Cobb vs. SD (Oct. 18), R.Rodgers at Den (Nov. 1), D.Bakhtiari vs. Det (Nov. 15), D.Bakhtiari at Min (Nov. 22), J.Kuhn at Min (Nov. 22), D.Barclay at Det (Dec. 3), J.Kuhn vs. Dal (Dec. 13)

Holding (20) — D.Bakhtiari at Chi (Sept.13), B.Bulaga at Chi (Sept. 13), D.Bakhtiari vs. KC (Sept. 28), R.Rodgers at SF (Oct. 4), D.Bakhtiari at SF (Oct. 4), J.Sitton at SF (Oct. 4), J.Sitton at SF (Oct. 4), B.Bulaga at Den (Nov. 1), C.Linsley at Car (Nov. 8), D.Bakhtiari at Car (Nov. 8), T.Lang vs. Det (Nov. 15), B.Bulaga vs. Det (Nov. 15), D.Bakhtiari at Min (Nov. 22), J.Sitton vs. Chi (Nov. 26), J.Tretter at Det (Dec. 3), D.Bakhtiari vs. Dal (Dec. 13), J.Sitton vs. Dal (Dec. 13), D.Adams vs. Dal (Dec. 13), J.Sitton at Ari (Dec. 27), C.Linsley at Ari (Dec. 27)

Illegal Block Above the Waist (1) — R.Rodgers vs. StL (Oct. 11)

Illegal Formation (2) — R.Cobb at Chi (Sept. 13), D.Bakhtiari at Min (Nov. 22)

Illegal Shift (1) — J.Janis vs. KC (Sept. 28)

Illegal Use of Hands (3) — J.Sitton vs. Sea (Sept. 20), T.Montgomery vs. KC (Sept. 28), R.Rodgers vs. StL (Oct. 11)

Intentional Grounding (1) — A.Rodgers at Det (Dec. 3)

Offensive 12 On Field (1) — vs. StL (Oct. 11)

Offensive Pass Interference (5) — T.Montgomery vs. KC (Sept. 28), J.Jones vs. Chi (Nov. 26), J.Jones vs. Dal (Dec. 13), J.Jones at Oak (Dec. 20), J.Jones at Oak (Dec. 20)

Unsportsmanlike Conduct (1) — D.Adams vs. Det (Nov. 15)

DEFENSE (30)

Defensive 12 On Field (1) — vs. StL (Oct. 11)

Encroachment (3) — B.Raji vs. KC (Sept. 28), M. Daniels vs. SD (Oct. 18), L.Guion at Car (Nov. 8)

Holding (5) — B.Raji at Chi (Sept. 13), D.Randall vs. KC (Sept. 28), S.Shields vs. Dal (Dec. 13), M.Hyde at Oak (Dec. 20), M.Hyde at Ari (Dec. 27)

Illegal Block Above The Waist (1) — N.Perry at Chi (Sept. 13)

Illegal Contact (1) — J.Elliott vs. KC (Sept. 28)

Neutral-Zone Infraction (3) — N.Perry at Chi (Sept. 13), M.Daniels at Chi (Sept. 13), L.Guion at Det (Dec. 3)

Offside (6) — S.Shields at Chi (Sept. 13), M.Neal vs. Sea (Sept. 20), M.Pennel vs. Sea (Sept. 20), J.Peppers vs. KC (Sept. 28), J.Elliott vs. SD (Oct. 18), J.Peppers at Det (Dec. 3)

Pass Interference (4) — H.Clinton-Dix vs. StL (Oct. 11), D.Randall at Car (Nov. 8), D.Goodson vs. Chi (Nov. 26), D.Randall at Oak (Dec. 20)

Unnecessary Roughness (4) — S.Richardson at Chi (Sept. 13), H.Clinton-Dix vs. KC (Sept. 28), H.Clinton-Dix vs. SD (Oct. 18), D.Jones vs. Det (Nov. 15)

Unsportsmanlike Conduct (2) — C.Hayward vs. KC (Sept. 28), GB at Oak (Dec. 20)

SPECIAL TEAMS (15)

Face Mask (3) — Q.Rollins vs. KC (Sept. 28), L.Gunter at Car (Nov. 8), J.Janis at Ari (Dec. 27)

False Start (1) — R.Rodgers at Ari (Dec. 27)

Holding (6) — S.Richardson at SF (Oct. 4), J.Thomas vs. SD (Oct. 18), D.Jones vs. Dal (Dec. 13), D.Randall vs. Dal (Dec. 13), J.Ryan at Oak (Dec. 20), D.Jones at Ari (Dec. 27)

Illegal Block Above The Waist (2) — C.Banjo vs. SD (Oct. 18), L.Gunter at Car (Nov. 8)

Illegal Formation (1) — at SF (Oct. 4)

Illegal Use of Hands (1) — J.Janis vs. Sea (Sept. 20)

Offside (1) — C.Hayward at Det (Dec. 3)

TURNOVER STATISTICS AND NOTES

TAKEAWAY ANALYSIS

	Packers Take			Packers Give			Diff	Cum	NFC Rank	NFL Rank
	Aways			Aways						
	Int	Fum	Tot	Int	Fum	Tot				
Chi	1	0	1	0	0	0	1	1	4t	8t
SEA	1	1	2	0	1	1	1	2	1t	4t
KC	1	0	1	0	0	0	1	3	3t	6t
SF	1	0	1	0	0	0	1	4	4t	6t
STL	4	0	4	2	1	3	1	5	3t	5t
SD	0	1	1	0	0	0	1	6	1t	1t
BYE	-	-	-	-	-	-	-	6	2	2t
Den	1	0	1	0	0	0	1	7	2	2t
Car	1	0	1	1	1	2	-1	6	2t	4t
DET	1	0	1	0	0	0	1	7	3	4
Min	0	1	1	0	0	0	1	8	3	4
CHI	0	0	0	1	1	2	-2	6	3	4t
Det	0	1	1	1	0	1	0	6	3	5
DAL	1	0	1	0	0	0	1	7	3	4
Oak	2	0	2	1	1	2	0	7	4t	7t
Ari	1	1	2	1	3	4	-2	5	4t	8t
MIN										
Total	15	5	20	7	8	15	5	5		

HOME GAMES UPPERCASED IN BOLD

Takeaway Breakdown

	Packers	Opponent
Total	20	15
Interceptions	15	7
Fumble Rec.	5	8
Muffed Punt Rec.	0	0
Points off Turnovers	45	52
Touchdowns	6	7
Field Goals	1	1
Didn't attempt score	2	0

TOUCHDOWN RETURNS

Packers (2): Q.Rollins 45-yard interception return vs. STL, Oct. 11; D.Randall 43-yard interception return at Oak, Dec. 20

Opponent (2): C.Redding 36-yard fumble return at Ari, Dec. 27; J.Powers 7-yard fumble return at Ari, Dec. 27

2015 RECORD WHEN...

When...	Record
+4 turnover margin	0-0
+3 turnover margin	0-0
+2 turnover margin	0-0
+1 turnover margin	8-2
even turnover margin	2-0
-1 turnover margin	0-1
-2 turnover margin	0-2
-3 turnover margin	0-0
-4 turnover margin	0-0
recording 0 takeaways	0-1
recording 1 takeaway	7-3
recording 2 takeaways	2-1
recording 3 takeaways	0-0
recording 4 takeaways	1-0
recording 5 takeaways	0-0
recording 0 giveaways	6-2
recording 1 giveaway	2-0
recording 2 giveaways	1-2
recording 3 giveaways	1-0
recording 4 giveaways	0-1
recording 5 giveaways	0-0
recording 0 interceptions	3-1
recording 1 interception	5-4
recording 2 interceptions	1-0
recording 3 interceptions	0-0
recording 4 interceptions	1-0
surrendering 0 interceptions	7-2
surrendering 1 interception	2-3
surrendering 2 interceptions	1-0
surrendering 3 interceptions	0-0
recovering 0 fumbles	5-4
recovering 1 fumble	4-1
recovering 2 fumbles	0-0
recovering 3 fumbles	0-0
losing 0 fumbles	7-2
losing 1 fumble	3-2
losing 2 fumbles	0-0
losing 3 fumbles	0-1

TAKEAWAY SUMMARY (20)

9/13 at Chicago: C.Matthews (interception)
 9/20 Seattle: J.Elliott (interception), M.Hyde (fumble recovery)
 9/28 Kansas City: S.Shields (interception)
 10/4 at San Francisco: S.Shields (interception)
 10/11 St. Louis: Q.Rollins (two interceptions), H.Clinton-Dix (interception), M.Hyde (interception)
 10/18 San Diego: C.Matthews (fumble recovery)
 11/1 at Denver: D.Randall (interception)
 11/8 at Carolina: D.Randall (interception)
 11/15 Detroit: H.Clinton-Dix (interception)
 11/22 at Minnesota: S.Shields (fumble recovery)
 11/26 Chicago: None
 12/3 at Detroit: J.Ryan (fumble recovery)
 12/13 Dallas: S.Shields (interception)
 12/20 at Oakland: M.Hyde (interception), D.Randall (interception)
 12/27 at Arizona: M.Burnett (fumble recovery), M.Daniels (interception)
 1/3 Minnesota:

SEASON TOTALS: S.Shields 4 (three interceptions, fumble recovery), M.Hyde 3 (two interceptions, fumble recovery), D.Randall 3 (three interceptions), H.Clinton-Dix 2 (two interceptions), C.Matthews 2 (interception, fumble recovery), Q.Rollins 2 (two interceptions), M.Burnett 1 (fumble recovery), M.Daniels 1 (interception), J.Elliott 1 (interception), J.Ryan 1 (fumble recovery)

Note: Only fumbles lost are credited. Fumbles in which the team maintained possession are not included.

GIVEAWAY SUMMARY (15)

9/13 at Chicago: None
 9/20 Seattle: J.Starks (fumble)
 9/28 Kansas City: None
 10/4 at San Francisco: None
 10/11 St. Louis: A.Rodgers (two interceptions, fumble)
 10/18 San Diego: None
 11/1 at Denver: None
 11/8 at Carolina: E.Lacy (fumble), A.Rodgers (interception)
 11/15 Detroit: None
 11/22 at Minnesota: None
 11/26 Chicago: E.Lacy (fumble), A.Rodgers (interception)
 12/3 at Detroit: A.Rodgers (interception)
 12/13 Dallas: None
 12/20 at Oakland: A.Rodgers (interception), J.Starks (fumble)
 12/27 at Arizona: A.Rodgers (two fumbles, interception), J.Starks (fumble)
 1/3 Minnesota:

SEASON TOTALS: A.Rodgers 10 (seven interceptions, three fumbles), E.Lacy 2 (two fumbles), J.Starks 3 (three fumbles)

Note: Only fumbles lost are credited. Fumbles in which the team maintained possession are not included.

TAKEAWAY POINTS

Packers (45)

Date	Opp.	Turnover	Result	Points
9/13	at Chi	Interception	TD	7
9/20	vs. Sea	Interception	FG	3
9/28	vs. KC	Interception	TD	7
10/11	vs. StL	Interception	TD	7
12/3	at Det	Fumble	TD	7
12/20	at Oak	Interception	TD	7
12/20	at Oak	Interception	TD	7

Opponent (52)

Date	Opp.	Turnover	Result	Points
10/11	vs. StL	Interception	FG	3
11/26	vs. Chi	Fumble	TD	7
12/3	at Det	Interception	TD	7
12/20	at Oak	Fumble	TD	7
12/27	at Ari	Interception	TD	7
12/27	at Ari	Fumble	TD	7
12/27	at Ari	Fumble	TD	7

REGULAR-SEASON PLAYER PARTICIPATION

NFL WEEK Player	1	2	3	4	5	6	8	9	10	11	12	13	14	15	16	17	— Season Totals —			
	at CHI	SEA	KC	at SF	STL	SD	at DEN	at CAR	DET	at MIN	CHI	at DET	DAL	at OAK	at ARI	MIN	GP	GS	DNP	INA
Abbrederis, Jared	PS	PS	PS	DNP	SUB	SUB	SUB	SUB	SUB	INA	INA	SUB	SUB	SUB	SUB		9	0	1	2
Adams, Davante	WR	WR	WR	INA	INA	INA	WR	WR	WR	WR	WR	WR	WR	WR	WR		12	12	0	3
Annen, Blake	-	-	-	PS	PS	-	-	-	-	-	-	-	-	-	-		0	0	0	0
Backman, Kennard	INA	INA	INA	SUB	SUB	DNP	INA	INA	INA	SUB	SUB	SUB	SUB	INA	INA		6	0	1	8
Bakhtiari, David	LT	LT	LT	LT	LT	LT	LT	LT	LT	LT	LT	LT	LT	LT	LT		14	14	0	1
Banjo, Chris	SUB	SUB	3S	SUB	SUB	SUB	SUB	SUB	SUB	SUB	SUB	SUB	SUB	SUB	SUB		15	1	0	0
Barclay, Don	SUB	RT	RT	RT	SUB	SUB	SUB	SUB	SUB	SUB	SUB	RT	SUB	SUB	LT		15	5	0	0
Barrington, Sam	BLB	IR	IR	IR	IR	IR	IR	IR	IR	IR	IR	IR	IR	IR	IR		1	1	0	0
Boyd, Josh	SUB	SUB	IR	IR	IR	IR	IR	IR	IR	IR	IR	IR	IR	IR	IR		2	0	0	0
Bradford, Carl	PS	PS	PS	PS	PS	PS	PS	PS	PS	PS	PS	PS	PS	PS	PS		0	0	0	0
Bulaga, Bryan	RT	INA	INA	INA	RT	RT	RT	RT	RT	RT	RT	INA	RT	RT	RT		11	11	0	4
Burnett, Morgan	INA	SS	INA	INA	INA	INA	SS	SS	SS	SS	SS	SS	SS	SS	SS		10	10	0	5
Clinton-Dix, Ha Ha	FS	FS	FS	FS	FS	FS	FS	FS	FS	FS	FS	FS	FS	FS	FS		15	15	0	0
Cobb, Randall	WR	WR	WR	WR	WR	WR	WR	WR	WR	WR	WR	WR	WR	WR	WR		15	15	0	0
Crockett, John	PS	PS	PS	PS	PS	PS	PS	PS	PS	PS	PS	SUB	INA	INA	SUB		2	0	0	2
Crosby, Mason	SUB	SUB	SUB	SUB	SUB	SUB	SUB	SUB	SUB	SUB	SUB	SUB	SUB	SUB	SUB		15	0	0	0
Crume, Eric	-	-	-	-	-	-	-	-	PS	-	-	-	-	-	-		0	0	0	0
Daniel, Robertson	PS	PS	PS	PS	PS	PS	PS	PS	PS	PS	PS	PS	PS	PS	PS		0	0	0	0
Daniels, Mike	DT	DT	DT	DT	DT	DT	DT	DT	DT	DT	DT	DT	DT	DT	DT		15	15	0	0
Elliott, Jayrone	SUB	SUB	SUB	SUB	SUB	SUB	SUB	SUB	SUB	SUB	SUB	SUB	SUB	SUB	INA		14	0	0	1
Gaston, Bruce	SUB	INA	SUB	-	PS	-	-	-	-	-	-	-	-	-	-		2	0	0	1
Goode, Brett	SUB	SUB	SUB	SUB	SUB	SUB	SUB	SUB	SUB	SUB	SUB	SUB	SUB	SUB	IR		14	0	0	0
Goodson, Demetri	SUB	SUB	INA	INA	SUB	SUB	SUB	SUB	SUB	SUB	SUB	SUB	SUB	SUB	SUB		13	0	0	2
Gunter, LaDarius	INA	INA	SUB	SUB	INA	SUB	INA	SUB	INA	INA	SUB	SUB	INA	SUB	SUB		8	0	0	7
Guion, Letroy	SUS	SUS	SUS	SUB	SUB	NOSE	SUB	DE	SUB	DE	DE	SUB	SUB	SUB	SUB		12	4	0	0
Hamilton, Justin	-	-	-	-	-	-	PS	PS	-	-	-	-	-	-	-		0	0	0	0
Harris, Alonzo	INA	INA	SUB	SUB	SUB	INA	SUB	SUB	SUB	INA	INA	-	-	-	-		6	0	0	5
Hayward, Casey	SUB	LCB	SUB	LCB	3CB	3CB	LCB	LCB	3CB	SUB	SUB	3CB	SUB	3CB	3CB		15	10	0	0
Henry, Mitchell	-	-	-	-	-	PS	PS	PS	PS	PS	PS	PS	PS	PS	PS		0	0	0	0
Hundley, Brett	INA	INA	INA	INA	INA	INA	INA	INA	INA	INA	INA	INA	INA	INA	INA		0	0	0	15
Hyde, Micah	SS	3CB	SS	SS	SS	SS	3CB	SUB	SUB	SUB	INA	SUB	SUB	SUB	SUB		14	7	0	1
Janis, Jeff	SUB	SUB	SUB	SUB	SUB	SUB	SUB	SUB	SUB	SUB	SUB	SUB	SUB	SUB	SUB		15	0	0	0
Johnson, Jamel	-	-	-	-	-	-	-	-	-	-	-	-	PS	PS	PS		0	0	0	0
Jones, Datone	SUS	SUB	SUB	SUB	SUB	SUB	SUB	SUB	SUB	SUB	SUB	SUB	SUB	SUB	SUB		14	0	0	0
Jones, James	3WR	3WR	3WR	WR	WR	WR	3WR	SUB	3WR	3WR	3WR	3WR	3WR	3WR	3WR		15	14	0	0
Kuhn, John	SUB	SUB	SUB	SUB	SUB	SUB	SUB	FB	SUB	SUB	SUB	FB	FB	FB	FB		15	5	0	0
Lacy, Eddie	RB	RB	RB	RB	RB	SUB	RB	RB	INA	SUB	RB	SUB	RB	RB	RB		14	11	0	1
Lang, T.J.	RG	RG	RG	RG	RG	RG	RG	RG	RG	RG	RG	INA	RG	RG	RG		14	14	0	1
Linsley, Corey	C	C	C	C	C	C	C	C	C	C	INA	C	INA	DNP	C		12	12	1	2
Lovato, Rick	-	-	-	-	-	-	-	-	-	-	-	-	-	-	SUB		1	0	0	0
Masthay, Tim	SUB	SUB	SUB	SUB	SUB	SUB	SUB	SUB	SUB	SUB	SUB	SUB	SUB	SUB	SUB		15	0	0	0
Matthews, Clay	MLB	MLB	MLB	MLB	MLB	MLB	MLB	MLB	MLB	MLB	MLB	MLB	MLB	MLB	MLB		15	15	0	0
McBryde, B.J.	-	-	-	-	-	-	-	-	-	PS	PS	PS	PS	PS	PS		0	0	0	0
Montgomery, Ty	SUB	SUB	SUB	3WR	3WR	3WR	INA	INA	INA	INA	INA	INA	INA	INA	IR		6	3	0	8
Mulumba, Andy	INA	SUB	SUB	SUB	SUB	SUB	INA	INA	INA	INA	INA	INA	INA	INA	INA		5	0	0	10
Neal, Mike	LOLB	ROLB	SUB	LOLB	ROLB	ROLB	ROLB	ROLB	ROLB	LOLB	LOLB	ROLB	LOLB	ROLB	ROLB		15	14	0	0
Nelson, Jordy	IR	IR	IR	IR	IR	IR	IR	IR	IR	IR	IR	IR	IR	IR	IR		0	0	0	0
Palmer, Nate	SUB	BLB	BLB	BLB	BLB	BLB	BLB	BLB	BLB	BLB	BLB	SUB	SUB	SUB	SUB		15	10	0	0
Pennel, Mike	DE	SUB	DE	DE	SUB	SUB	SUB	SUB	SUB	SUB	SUB	SUB	DE	SUB	SUB		15	4	0	0
Peppers, Julius	ROLB	LOLB	ROLB	ROLB	LOLB	LOLB	LOLB	ROLB	LOLB	ROLB	ROLB	LOLB	ROLB	LOLB	LOLB		15	15	0	0
Perillo, Justin	PS	PS	PS	PS	PS	SUB	SUB	SUB	SUB	SUB	SUB	SUB	SUB	SUB	INA		9	0	0	1
Perry, Nick	SUB	SUB	LOLB	SUB	SUB	INA	SUB	SUB	SUB	SUB	SUB	SUB	INA	SUB	SUB		13	1	0	2
Quarless, Andrew	SUB	SUB	SUB	IR/DFR	IR/DFR	IR/DFR	IR/DFR	IR/DFR	IR/DFR	IR/DFR	IR/DFR	IR/DFR	IR/DFR	IR/DFR	IR/DFR		4	0	0	0
Raji, B.J.	NOSE	NOSE	NOSE	NOSE	NOSE	INA	NOSE	NOSE	NOSE	NOSE	NOSE	NOSE	NOSE	NOSE	NOSE		14	14	0	1
Randall, Damarious	SUB	SUB	SUB	SUB	LCB	LCB	SUB	RCB	LCB	LCB	LCB	INA	CB	RCB	LCB		14	9	0	1
Richardson, Sean	3S	SUB	INA	SUB	INA	IR	IR	IR	IR	IR	IR	IR	IR	IR	IR		3	1	0	2
Ringo, Christian	PS	PS	PS	PS	PS	PS	PS	PS	PS	PS	PS	PS	PS	PS	PS		0	0	0	0
Ripkowski, Aaron	SUB	SUB	SUB	SUB	SUB	SUB	SUB	SUB	SUB	SUB	SUB	INA	SUB	SUB	SUB		14	0	0	1
Rodgers, Aaron	QB	QB	QB	QB	QB	QB	QB	QB	QB	QB	QB	QB	QB	QB	QB		15	15	0	0
Rodgers, Richard	TE	TE	TE	TE	TE	TE	TE	TE	TE	TE	TE	SUB	SUB	SUB	SUB		15	11	0	0
Rollins, Quinten	SUB	INA	SUB	SUB	SUB	SUB	SUB	INA	SUB	SUB	SUB	LCB	SUB	LCB	RCB		13	3	0	2
Rotheram, Matt	PS	PS	PS	PS	PS	PS	PS	PS	PS	PS	PS	PS	PS	PS	PS		0	0	0	0
Ryan, Jake	SUB	SUB	SUB	INA	INA	SUB	SUB	SUB	SUB	SUB	SUB	BLB	BLB	BLB	BLB		13	4	0	2
Scheuerman, Ross	-	-	-	-	-	-	-	-	-	-	-	-	PS	PS	PS		0	0	0	0
Sebetic, Kyle	-	-	-	-	-	PS	PS	PS	PS	PS	PS	PS	-	-	-		0	0	0	0
Shields, Sam	LCB	RCB	LCB	RCB	RCB	RCB	RCB	INA	RCB	RCB	RCB	RCB	LCB	INA	INA		12	12	0	3
Sitton, Josh	LG	LG	LG	LG	LG	LG	LG	LG	LG	LG	LG	LG	LG	LG	LG		15	15	0	0
Starks, James	SUB	SUB	SUB	SUB	SUB	RB	SUB	SUB	RB	RB	SUB	RB	SUB	SUB	SUB		15	4	0	0
Taylor, Lane	INA	DNP	INA	INA	INA	INA	INA	INA	INA	INA	DNP	RG	DNP	SUB	SUB		3	1	3	9
Thomas, Joe	-	-	SUB	SUB	SUB	SUB	SUB	SUB	SUB	SUB	SUB	SUB	SUB	SUB	SUB		13	0	0	0
Tolzien, Scott	DNP	DNP	DNP	DNP	DNP	DNP	SUB	DNP	DNP	DNP	DNP	DNP	SUB	DNP	SUB		3	0	12	0
Tretter, JC	SUB	SUB	SUB	SUB	SUB	SUB	SUB	SUB	SUB	SUB	C	SUB	C	C	SUB		15	3	0	0
Vaughters, James	PS	PS	PS	-	-	-	-	-	-	-	-	-	-	-	-		0	0	0	0
Vujnovich, Jeremy	PS	PS	PS	PS	PS	PS	PS	PS	PS	PS	PS	PS	PS	PS	PS		0	0	0	0
Walker, Josh	SUB	SUB	SUB	SUB	SUB	SUB	INA	SUB	SUB	SUB	SUB	SUB	SUB	INA	SUB		13	0	0	2
Williams, Ed	PS	PS	PS	PS	PS	PS	PS	PS	PS	PS	PS	PS	PS	PS	PS		0	0	0	0

STARTERS IN BOLD AT POSITION; DNP — Did not play; INA — Inactive; IR — Injured reserve; IR/DFR — Injured reserve/Designated for return; PS — Practice squad; SUB — Substitute; 3WR — Started as third wide receiver; 3S — Started as third safety; 3CB — Started as third cornerback; SUS — Reserve/Suspended.

SEASON-HIGHS/W-L BREAKDOWN

INDIVIDUAL

Longest Scoring Run — 65, J.Starks, Oct. 18 vs. San Diego
 Longest Non-Scoring Run — 35, J.Starks, Sept. 20 vs. Seattle

 Longest Scoring Pass — 65, A.Rodgers to J.Jones, Oct. 11 vs. St. Louis
 Longest Non-Scoring Pass — 52, A.Rodgers to J.Jones, Sept. 28 vs. Kansas City

 Longest Kickoff Return — 70, J.Janis, Nov. 22 at Minnesota
 Longest Punt Return — 16, M.Hyde, Oct. 18 vs. San Diego
 Longest Interception Return — 45, Q.Rollins, Oct. 11 vs. St. Louis
 Longest Fumble Return — 21, M.Burnett, Dec. 27 at Arizona

 Longest Punt — 62, T.Masthay, Dec. 3 at Detroit

 Longest Field Goal — 56, M.Crosby, Nov. 1 at Denver
 Most Field Goals Attempted — 5, M.Crosby, Nov. 22 at Minnesota
 Most Field Goals Made — 5, M.Crosby, Nov. 22 at Minnesota

 Most Touchdowns — 3, R.Cobb, Sept. 28 vs. Kansas City
 Most Rushing Attempts — 24, E.Lacy, Dec. 13 vs. Dallas
 Most Rushing Yards — 124, E.Lacy, Dec. 13 vs. Dallas

 Most Passing Attempts — 61, A.Rodgers, Nov. 15 vs. Detroit
 Most Completions — 35, A.Rodgers, Nov. 15 vs. Detroit
 Most Passing Yards — 369, A.Rodgers, Nov. 8 at Carolina
 Most Touchdown Passes — 5, A.Rodgers, Sept. 28 vs. Kansas City

 Most Receptions — 10, D.Adams, Nov. 15 vs. Detroit
 Most Receiving Yards — 146, R.Rodgers, Dec. 3 at Detroit

 Most Total Yards from Scrimmage — 148, E.Lacy, Dec. 13 vs. Dallas

 Most Defensive Interceptions — 2, Q.Rollins, Oct. 11 vs. St. Louis
 Most Tackles — 13, N.Palmer, Oct. 18 vs. San Diego
 Most Solo Tackles — 11, H.Clinton-Dix, Nov. 15 vs. Detroit
 Most Sacks — 2.5, J. Peppers, Dec. 20 at Oakland
 Most Passes Defensed — 4, S.Shields, Oct. 11 vs. St. Louis

TEAM

Offensive Most...
 First Downs — 29, Dec. 13 vs. Dallas
 Rushing Attempts — 44, Dec. 13 vs. Dallas
 Rushing Yards — 230, Dec. 13 vs. Dallas
 Pass Attempts — 61, Nov. 15 vs. Detroit
 Completions — 35, Nov. 15 vs. Detroit
 TDs Thrown — 5, Sept. 28 vs. Kansas City
 Ints. Thrown — 2, Oct. 11 vs. St. Louis
 Net Passing Yards — 331, Nov. 8 at Carolina
 Offensive Plays — 82, Nov. 15 vs. Detroit
 Total Offense — 448, Sept. 28 vs. Kansas City
 Time of Possession — 37:48, Dec. 13 vs. Dallas
 Turnovers — 4, Dec. 27 at Arizona
 Fumbles — 5, Dec. 27 at Arizona
 Fumbles Lost — 3, Dec. 27 at Arizona

Longest Scoring Drives
 Plays — 19, Dec. 20 at Oakland
 Yards — 92, Dec. 20 at Oakland
 Time — 9:31, Sept. 13 at Chicago
Shortest Scoring Drives
 Plays — 1, Sept. 28 vs. Kansas City
 Yards — -1, Nov. 22 at Minnesota
 Time — 0:04, Sept. 28 vs. Kansas City

Defensive Fewest...
 First Downs Allowed — 8, Oct. 4 at San Francisco
 Rushing Att. Allowed — 18, twice, most recently Nov. 22 at Minnesota
 Rushing Yards Allowed — 45, Nov. 15 vs. Detroit
 Pass Att. Allowed — 25, Oct. 4 at San Francisco
 Pass Comp. Allowed — 11, Oct. 11 vs. St. Louis
 Net Passing Yards Allowed — 99, Dec. 13 vs. Dallas
 Total Plays Allowed — 50, Oct. 4 at San Francisco
 Total Yards Allowed — 196, Oct. 4 at San Francisco

Defensive Most...
 Takeaways — 4, Oct. 11 vs. St. Louis
 Interceptions — 4, Oct. 11 vs. St. Louis
 Fumbles Forced — 2, three times, most recently Dec. 27 at Arizona
 Fumbles Recovered — 1, five times, most recently Dec. 27 at Arizona
 Passes Defensed — 10, twice, most recently Dec. 20 at Oakland
 Sacks — 7, Sept. 28 vs. Kansas City

	2015 regular season...			2014 regular season...			2013 regular season...			1992-present...		
	Home	Road	Overall	Home	Road	Overall	Home	Road	Overall	Home	Road	Overall
Overall	5-2	5-3	10-5	8-0	4-4	12-4	4-3-1	4-4	8-7-1	146-44-1	98-94	243-138-1
On Grass	5-2	4-3	9-5	8-0	3-0	11-0	4-3-1	1-1	5-4-1	146-44-1	56-37	201-81-1
On Artificial Surfaces	0-0	1-0	1-0	0-0	1-4	1-4	0-0	3-3	3-3	0-0	42-59	42-59
In Open-Air Stadiums	5-2	4-2	9-4	8-0	4-2	12-2	4-3-1	2-3	6-6-1	146-44-1	63-59	208-103-1
In Indoor Stadiums	0-0	1-1	1-1	0-0	0-2	0-2	0-0	2-1	2-1	0-0	35-35	35-35
vs. Division Opponents	0-2	3-0	3-2	3-0	2-1	5-1	1-1-1	2-1	3-2-1	66-16-1	47-36	113-52-1
vs. NFC	3-2	4-2	7-4	6-0	3-3	9-3	3-2-1	3-3	6-5-1	112-30-1	75-69	186-99-1
vs. AFC	2-0	1-1	3-1	2-0	1-1	3-1	1-1	1-1	2-2	34-14	23-25	57-39
When scoring first	5-2	3-0	8-2	7-0	3-2	10-2	4-2-1	1-0	5-2-1	104-19-1	59-35	162-54-1
When Opponent scored first	0-0	2-3	2-3	1-0	1-2	2-2	0-1	3-4	3-5	41-25	39-59	80-84
In overtime	0-0	0-0	0-0	0-0	0-0	0-0	0-0-1	0-0	0-0-1	5-3-1	1-5	6-8-1
When leading after first quarter	5-2	3-1	8-3	6-0	3-1	9-1	4-1-1	1-0	5-1-1	89-14-1	53-23	141-37-1
When leading at halftime	5-0	3-0	8-0	7-0	4-0	11-0	3-1	3-1	6-2	115-9	77-26	191-35
When leading after third quarter	4-0	4-0	8-0	8-0	4-0	12-0	3-0	2-1	5-1	121-5	88-22	208-27
When trailing after first quarter	0-0	1-2	1-2	1-0	0-1	1-1	0-1	2-2	2-3	26-22	18-44	44-66
When trailing at halftime	0-1	2-3	2-4	1-0	0-1	1-1	1-2-1	1-2	2-4-1	22-29-1	18-58	40-87-1
When trailing after third quarter	1-2	1-3	2-5	0-0	0-4	0-4	1-3-1	2-2	3-5-1	16-36-1	7-71	23-107-1
When tied at halftime	0-1	0-0	0-1	0-0	0-2	0-2	0-0	0-1	0-1	9-6	3-9	12-15
On Thursday	0-1	1-0	1-1	1-0	0-1	1-1	0-0	0-1	0-1	4-1	5-7	9-8
On Friday	0-0	0-0	0-0	0-0	0-0	0-0	0-0	0-0	0-0	0-0	1-0	1-0
On Saturday	0-0	0-0	0-0	0-0	0-0	0-0	0-0	0-0	0-0	1-0	2-0	3-0
On Sunday/Early Games	1-1	1-1	2-2	1-0	4-2	5-2	3-1-1	1-1	4-2-1	90-25-1	45-46	135-71-1
On Sunday/Late Afternoon Games	2-0	3-1	5-1	4-0	0-0	4-0	1-1	2-2	3-3	27-11	23-21	49-31
On Sunday/Night Games	1-0	0-1	1-1	1-0	0-1	1-1	0-0	1-0	1-0	13-2	10-5	23-7
On Monday	1-0	0-0	1-0	1-0	0-0	1-0	0-1	0-0	0-1	12-6	11-15	23-21
When Packers had 100-yard rusher	2-1	1-0	3-1	2-0	1-0	3-0	1-1-1	2-1	3-2-1	38-10-1	29-9	67-19-1
When Packers had 100-yard receiver	2-0	2-0	4-0	6-0	3-1	9-1	3-1	3-2	6-3	69-15	43-32	112-47
When Packers had 300-yard passer	1-1	0-1	1-2	5-0	2-1	7-1	1-0	2-2	3-2	36-13	31-20	67-33
When Opponent had 100-yard rusher	2-0	1-1	3-1	0-0	1-2	1-2	1-3-1	2-1	3-3-1	125-20-1	20-28	45-48-1
When Opponent had 100-yard receiver	2-0	2-2	4-2	4-0	1-0	5-0	1-3	1-3	2-6	46-16	28-34	74-50
When Opponent had 300-yard passer	1-0	0-1	1-1	2-0	0-1	2-1	1-0	2-2	3-2	23-7	15-19	38-26

TRANSACTIONS BY DATE

1/20	Signed S Jean Fanor, CB Tay Glover-Wright, LB Adrian Hubbard, C Joe Madsen, RB Rajion Neal, LB Joe Thomas, T Jeremy Vujnovich, G Josh Walker and WR Myles White	5/21	Signed CB Travis Manning and WR Ty Montgomery	9/7	Signed WR James Jones; Released WR Myles White; Signed WR Jared Abbrederis, LB Carl Bradford, RB John Crockett, CB Robertson Daniel, TE Justin Perillo, DT Christian Ringo, G Matt Rotheram, LB James Vaughters and T Jeremy Vujnovich to the practice squad	10/26	DT Justin Hamilton signed to the practice squad
1/26	Signed P Cody Mandell	6/9	Signed T Vince Kowalski			11/10	Released DT Justin Hamilton; Signed DT Eric Crume to the practice squad
2/17	Released TE Brandon Bostick and WR Kevin Dorsey	6/15	Released G Marcus Reed	9/8	Signed WR Ed Williams to the practice squad	11/18	Released DT Eric Crume; Signed DE B.J. McBryde to the practice squad
2/20	Released LB Brad Jones	6/16	Signed CB Damarious Randall	9/15	Placed LB Sam Barrington on injured reserve; Activated DE Datone Jones from exempt status	12/3	Released RB Alonzo Harris; Signed RB John Crockett to active roster from practice squad
2/25	Released LB A.J. Hawk	6/18	Signed TE Harold Spears; Released CB Travis Manning			12/8	Released DB Kyle Sebetic; Signed WR Jamel Johnson and RB Ross Scheuerman to the practice squad
3/5	Signed LB Josh Francis	7/24	Released CB Bernard Blake	9/21	Signed LB Joe Thomas from Dallas' practice squad; Placed DT Josh Boyd on injured reserve	12/14	Signed DT Mike Daniels to a contract extension
3/9	Re-signed WR Randall Cobb and QB Scott Tolzien	8/3	Signed WR Ed Williams	9/30	Signed TE Blake Annen to practice squad; Placed LB James Vaughters on practice squad injured list; Placed TE Andrew Quarless on injured reserve/designated for return	12/21	Activated TE Andrew Quarless from injured reserve-designated for return; Placed WR Ty Montgomery on injured reserve
3/11	Re-signed T Bryan Bulaga	8/10	Released P Cody Mandell	10/2	Activated DT Letroy Guion from exempt status	12/22	Signed LS Rick Lovato; Placed LS Brett Goode on injured reserve
3/25	Signed DB Kyle Sebetic	8/11	Released WR Ricky Collins	10/3	Signed WR Jared Abbrederis to active roster from practice squad; Released DT Bruce Gaston		
3/31	Re-signed DT Letroy Guion and DT B.J. Raji	8/13	Signed CB Ryan White	10/6	Signed DT Bruce Gaston to the practice squad		
4/8	Released T Aaron Adams	8/17	Released WR Adrian Coxson	10/14	Signed TE Justin Perillo to the active roster from the practice squad; Placed S Sean Richardson on injured reserve; Signed DB Kyle Sebetic to the practice squad		
4/13	Re-signed FB John Kuhn and signed restricted free agent S Sean Richardson	8/27	Signed WR James Butler	10/16	Signed TE Mitchell Henry to the practice squad; Released TE Blake Annen		
4/15	Signed QB Matt Blanchard	8/31	Released LB Tavarus Dantzler, T Fabbians Ebbele, LB Josh Francis, DT Lavon Hooks and T Vince Kowalski	10/17	DT Bruce Gaston signed to the Chicago Bears' active roster		
5/4	Released C Joe Madsen	9/1	Placed WR Jordy Nelson on injured reserve, released/injured WR Javess Blue and WR Jimmie Hunt, released QB Matt Blanchard, WR James Butler, LB Adrian Hubbard, DB Kyle Sebetic and TE Harold Spears				
5/8	Signed TE Kennard Backman, CB Bernard Blake, WR Javess Blue, WR Ricky Collins, WR Adrian Coxson, RB John Crockett, LB Tavarus Dantzler, T Fabbians Ebbele, CB LaDarius Gunter, RB Alonzo Harris, TE Mitchell Henry, DT Lavon Hooks, QB Brett Hundley, WR Jimmie Hunt, WR Larry Pinkard, LB Jermauria Rasco, G Marcus Reed, DT Christian Ringo, FB Aaron Ripkowski, G Matt Rotheram, LB Jake Ryan and LB James Vaughters	9/5	Released WR Jared Abbrederis, LB Carl Bradford, RB John Crockett, S Jean Fanor, C Garth Gerhart, CB Tay Glover-Wright, TE Mitchell Henry, RB Rajion Neal, TE Justin Perillo, C/G Andy Phillips, DT Christian Ringo, G Matt Rotheram, LB Joe Thomas, DT Khryi Thornton, LB James Vaughters, T Jeremy Vujnovich, CB Ryan White and WR Ed Williams; Waived/Injured WR Larry Pinkard and LB Jermauria Rasco; Placed DE Letroy Guion and DE Datone Jones on reserve/suspended list				
5/11	Signed C/G Andy Phillips and CB Quinten Rollins; Released DT Luther Robinson						

TRANSACTIONS BY PLAYER

Abbrederis, Jared - WR	Dorsey, Kevin - WR	Jones, James - WR	Ripkowski, Aaron - FB
9/5/15 Waived	2/17/15 Waived	9/7/15 Signed	5/8/15 Signed
9/7/15 Signed to practice squad	Ebbele, Fabbians - T	Kowalski, Vince - T	Robinson, Luther - DT
10/3/15 Signed to active roster	5/8/15 Signed	6/9/15 Signed	5/11/15 Waived
Adams, Aaron - T	8/31/15 Waived	8/31/15 Waived	Rollins, Quinten - CB
4/8/15 Waived	Fanor, Jean - S	Kuhn, John - FB	5/11/15 Signed
Annen, Blake - TE	1/20/15 Signed	4/13/15 Re-signed	Rotheram, Matt - G
9/30/15 Signed to practice squad	9/5/15 Waived	Lovato, Rick - LS	5/8/15 Signed
10/16/15 Waived	Francis, Josh - LB	12/22/15 Signed	9/5/15 Waived
Backman, Kennard - TE	3/5/15 Signed	Madsen, Joe - C	9/7/15 Signed to practice squad
5/8/15 Signed	8/31/15 Waived	1/20/15 Signed	Ryan, Jake - LB
Barrington, Sam - LB	Gaston, Bruce - DT	5/4/15 Waived	5/8/15 Signed
9/15/15 Placed on injured reserve (foot)	10/3/15 Waived	Mandell, Cody - P	Scheuerman, Ross - RB
Blake, Bernard - CB	10/6/15 Signed to practice squad	1/26/15 Signed	12/8/15 Signed
5/8/15 Signed	10/17/15 Signed to Chicago Bears' active roster	8/10/15 Waived	Sebetic, Kyle - DB
7/24/15 Waived	Gerhart, Garth - C	Manning, Travis - CB	3/25/15 Signed
Blanchard, Matt - QB	9/5/15 Waived	5/21/15 Signed	9/1/15 Waived
4/15/15 Signed	Glover-Wright, Tay - CB	6/18/15 Waived	10/14/15 Signed to practice squad
9/1/15 Waived	1/20/15 Signed	McBryde, B.J. - DE	12/8/15 Waived
Blue, Javess - WR	9/5/15 Waived	11/18/15 Signed to practice squad	Spears, Harold - TE
5/8/15 Signed	Goode, Brett - LS	Montgomery, Ty - WR	6/18/15 Signed
9/1/15 Waived	12/22/15 Placed on injured reserve (knee)	5/21/15 Signed	9/1/15 Waived
Bostick, Brandon - TE	Guion, Letroy - DT	12/21/15 Placed on injured reserve (ankle)	Thomas, Joe - LB
2/17/15 Waived	3/31/15 Re-signed	Neal, Rajion - RB	1/20/15 Signed
Boyd, Josh - DT	9/5/15 Placed on reserve/suspended	1/20/15 Signed	9/5/15 Waived
9/21/15 Placed on injured reserve (ankle)	10/2/15 Activated from exempt status	9/5/15 Waived	9/21/15 Signed from Dallas' practice squad
Bradford, Carl - LB	Gunter, LaDarius - CB	Nelson, Jordy - WR	Thornton, Khryi - DT
9/5/15 Waived	5/8/15 Signed	9/1/15 Placed on injured reserve (knee)	9/5/15 Waived
9/7/15 Signed to practice squad	Hamilton, Justin - DT	Perillo, Justin - TE	Tolzien, Scott - QB
Bulaga, Bryan - T	10/26/15 Signed to practice squad	9/5/15 Waived	3/9/15 Re-signed
3/11/15 Re-signed	11/10/15 Waived	9/7/15 Signed to practice squad	Vaughters, James - LB
Butler, James - WR	Harris, Alonzo - RB	10/14/15 Signed to active roster	5/8/15 Signed
8/27/15 Signed	5/8/15 Signed	Phillips, Andy - C/G	9/5/15 Waived
9/1/15 Waived	12/3/15 Waived	5/11/15 Signed	9/7/15 Signed to practice squad
Cobb, Randall - WR	Hawk, A.J. - LB	9/5/15 Waived	9/30/15 Placed on practice squad/injured
3/9/15 Re-signed	2/25/15 Waived	Pinkard, Larry - WR	Vujnovich, Jeremy - T
Collins, Ricky - WR	Henry, Mitchell - TE	5/8/15 Signed	1/20/15 Signed
5/8/15 Signed	5/8/15 Signed	9/5/15 Waived/injured	9/5/15 Waived
8/11/15 Waived	9/5/15 Waived	Quarless, Andrew - TE	9/7/15 Signed to practice squad
Coxson, Adrian - WR	10/16/15 Signed to practice squad	9/30/15 Placed on injured reserve-designated for return	Walker, Josh - G
5/8/15 Signed	Hooks, Lavon - DT	12/21/15 Activated from injured reserve-designated for return	1/20/15 Signed
8/17/15 Waived	5/8/15 Signed	Raji, B.J. - DT	White, Myles - WR
Crockett, John - RB	8/31/15 Waived	3/31/15 Re-signed	1/20/15 Signed
5/8/15 Signed	Hubbard, Adrian - LB	6/16/15 Signed	9/7/15 Waived
9/5/15 Waived	1/20/15 Signed	Randall, Damarious - CB	White, Ryan - CB
9/7/15 Signed to practice squad	9/1/15 Waived	5/8/15 Signed	8/13/15 Signed
12/3/15 Signed to active roster	Hundley, Brett - QB	9/5/15 Waived/injured	9/5/15 Waived
Crume, Eric - DT	5/8/15 Signed	Reed, Marcus - G	Williams, Ed - WR
11/10/15 Signed to practice squad	Hunt, Jimmie - WR	5/8/15 Signed	8/3/15 Signed
11/18/15 Waived	5/8/15 Signed	6/15/15 Waived	9/5/15 Waived
Daniel, Robertson - CB	9/1/15 Waived	Richardson, Sean - S	9/8/15 Signed to practice squad
9/7/15 Signed to practice squad	Johnson, Jamel - WR	4/13/15 Signed	
Daniels, Mike - DT	12/8/15 Signed	10/14/15 Placed on injured reserve (neck)	
12/14/15 Signed contract extension	Jones, Brad - LB	Ringo, Christian - DT	
Dantzler, Tavarus - LB	2/20/15 Waived	5/8/15 Signed	
5/8/15 Signed	Jones, Datone - DE	9/5/15 Waived	
8/31/15 Waived	9/5/15 Placed on reserve/suspended	9/7/15 Signed to practice squad	
	9/15/15 Activated from exempt status		

THE LAST TIME

Regular-Season Games Only

RUSHING

200 Yards Rushing, Individual

BY PACKERS — Ahman Green, Dec. 28, 2003, vs. Denver (218 yards)
BY OPPONENT — Adrian Peterson, Dec. 2, 2012, vs. Minnesota (210 yards)

100 Yards Rushing, Individual

BY PACKERS — Eddie Lacy, Dec. 13, 2015, vs. Dallas (124 yards)
BY OPPONENT — Darren McFadden, Dec. 13, 2015, vs. Dallas (111 yards)

100 Yards Rushing, Individual, One Half

BY PACKERS — Eddie Lacy, Dec. 15, 2013, at Dallas (110 yards in second half)
BY OPPONENT — Matt Forte, Sept. 13, 2015, at Chicago (105 yards in first half)

100 Yards Rushing and Receiving, Individual

BY PACKERS — Never
BY OPPONENT — Darrin Nelson, Nov. 13, 1983, at Minnesota (119 yards rushing, 137 receiving)

Two 100-Yard Rushers

BY PACKERS — Ryan Grant (106 yards) and DeShawn Wynn (106 yards), Dec. 28, 2008, vs. Detroit
BY OPPONENT — Tony Dorsett (149 yards) and Robert Newhouse (101 yards), Nov. 12, 1978, vs. Dallas at Milw.

Two 100-Yard Rushers and Two 100-Yard Receivers

BY PACKERS — Ryan Grant (106 yards) and DeShawn Wynn (106), Dec. 28, 2008, vs. Detroit, Donald Driver (111 yards) and Greg Jennings (101 yards), Dec. 28, 2008, vs. Detroit*
BY OPPONENT — Never
*First time in NFL history

Four Touchdowns Rushing, Individual

BY PACKERS — Dorsey Levens, Jan. 2, 2000, vs. Arizona (8, 1, 5, 1 yards)
BY OPPONENT — DeAngelo Williams, Nov. 30, 2008, vs. Carolina (1, 1, 1, 1 yards)

Three Touchdowns Rushing, Individual

BY PACKERS — Ahman Green, Oct. 20, 2002, vs. Washington (24, 2, 8 yards)
BY OPPONENT — Jamaal Charles, Sept. 28, 2015, vs. Kansas City (9, 4, 7 yards)

Two Touchdowns Rushing, Individual

BY PACKERS — Eddie Lacy, Oct. 2, 2014, vs. Minnesota (11, 10 yards)
BY OPPONENT — Ronnie Hillman, Nov. 1, 2015, at Denver (1, 15 yards)

PASSING

400 Yards Passing, Individual

BY PACKERS — Aaron Rodgers, Oct. 26, 2014, at New Orleans (418 yards)
BY OPPONENT — Philip Rivers, Oct. 18, 2015, vs. San Diego (503 yards)

300 Yards Passing, Individual

BY PACKERS — Aaron Rodgers, Nov. 15, 2015, vs. Detroit (333 yards)
BY OPPONENT — Peyton Manning, Nov. 1, 2015, at Denver (340 yards)

Six Touchdown Passes, Individual

BY PACKERS — Aaron Rodgers, Nov. 9, 2014, vs. Chicago (1, 4, 73, 40, 56, 18 yards)
BY OPPONENT — Tommy Kramer, Sept. 28, 1986, at Minnesota (23, 13, 36, 2, 17, 7 yards)

Five Touchdown Passes, Individual

BY PACKERS — Aaron Rodgers, Sept. 28, 2015, vs. Kansas City (8, 3, 27, 4, 4, 4 yards)
BY OPPONENT — Matthew Stafford, Jan. 1, 2012, vs. Detroit (8, 13, 2, 5, 12 yards)

Four Touchdown Passes, Individual

BY PACKERS — Aaron Rodgers, Nov. 8, 2015, at Carolina (1, 53, 29, 3 yards)
BY OPPONENT — Matt Ryan, Dec. 8, 2014, vs. Atlanta (5, 22, 1, 2 yards)

Three Touchdown Passes, Individual

BY PACKERS — Aaron Rodgers, Nov. 8, 2015, at Carolina (1, 53, 29, 3 yards)
BY OPPONENT — Cam Newton, Nov. 8, 2015, at Carolina (7, 39, 14 yards)

Six Interceptions Thrown, Individual

BY PACKERS — Tom O'Malley, Sept. 17, 1950, vs. Detroit
BY OPPONENT — Don Horn, Sept. 26, 1971, vs. Denver at Milw.

Five Interceptions Thrown, Individual

BY PACKERS — Brett Favre, Oct. 30, 2005, at Cincinnati
BY OPPONENT — Rich Gannon, Oct. 28, 1990, vs. Minnesota at Milw.

Four Interceptions Thrown, Individual

BY PACKERS — Brett Favre, Dec. 25, 2005, vs. Chicago
BY OPPONENT — Nick Foles, Oct. 11, 2015, vs. St. Louis

RECEIVING

10 or More Receptions, Individual

BY PACKERS — Davante Adams, Nov. 15, 2015, vs. Detroit (10 receptions)
BY OPPONENT — Keenan Allen, Oct. 18, 2015, vs. San Diego (14 receptions)

200 Yards Receiving, Individual

BY PACKERS — Jordy Nelson, Sept. 14, 2014, vs. N.Y. Jets (209 yards)
BY OPPONENT — Julio Jones, Dec. 8, 2014, vs. Atlanta (259 yards)

100 Yards Receiving, Individual

BY PACKERS — Richard Rodgers, Dec. 3, 2015, at Detroit (146 yards)
BY OPPONENT — Michael Floyd, Dec. 27, 2015, at Arizona (111 yards)

100 Yards Receiving, One Half, Individual

BY PACKERS — Richard Rodgers, Dec. 3, 2015, at Detroit (112 yards in second half)
BY OPPONENT — Demaryius Thomas, Nov. 1, 2015, at Denver (101 yards in first half)

Two 100-Yard Receivers

BY PACKERS — Randall Cobb (131 yards) and Jordy Nelson (113 yards), Dec. 21, 2014, at Tampa Bay
BY OPPONENT — Calvin Johnson (244 yards) and Brandon Pettigrew (116 yards), Jan. 1, 2012, vs. Detroit

Four Touchdown Receptions, Individual

BY PACKERS — Sterling Sharpe, Nov. 24, 1994, at Dallas (1, 36, 30, 5 yards)
BY OPPONENT — Never

Three Touchdown Receptions, Individual

BY PACKERS — Randall Cobb, Sept. 28, 2015, vs. Kansas City (3, 4, 4 yards)
BY OPPONENT — Vincent Jackson, Nov. 6, 2011, at San Diego (23, 5, 29 yards)

Two Touchdown Receptions, Individual

BY PACKERS — Richard Rodgers, Nov. 8, 2015, at Carolina (1, 3 yards)
BY OPPONENT — Amari Cooper, Dec. 20, 2015, at Oakland (19, 26 yards)

INTERCEPTIONS

Four Interceptions, Individual

BY PACKERS — Willie Buchanon, Sept. 24, 1978, at San Diego
BY OPPONENT — Never

Three Interceptions, Individual

BY PACKERS — Tom Flynn, Oct. 28, 1984, vs. Detroit
BY OPPONENT — Vencie Glenn, Dec. 27, 1992, at Minnesota

Two Interceptions, Individual

BY PACKERS — Quinten Rollins, Oct. 11, 2015, vs. St. Louis
BY OPPONENT — Bacarri Rambo, Dec. 14, 2014, at Buffalo

Interception Returned for Touchdown

BY PACKERS — Damarious Randall, Dec. 20, 2015, at Oakland (43 yards)
BY OPPONENT — Cortez Allen, Dec. 22, 2013, vs. Pittsburgh (40 yards)

TOUCHDOWNS

Five Touchdowns, Individual

BY PACKERS — Paul Hornung, Dec. 12, 1965, at Baltimore (2-, 9-, 3-yard runs; 50-, 65-yard receptions)
BY OPPONENT — Never

Four Touchdowns, Individual

BY PACKERS — Dorsey Levens, Jan. 2, 2000, vs. Arizona (8-, 1-, 5-, 1-yard runs)
BY OPPONENT — DeAngelo Williams, Nov. 30, 2008, vs. Carolina (1-, 1-, 1-, 1-yard runs)

Three Touchdowns, Individual

BY PACKERS — Randall Cobb, Sept. 28, 2015, vs. Kansas City (3-, 4-, 4-yard receptions)
BY OPPONENT — Jamaal Charles, Sept. 28, 2015, vs. Kansas City (9-, 4-, 7-yard runs)

THE LAST TIME

FIELD GOALS/PATS

Five Field Goals Made, Individual

BY PACKERS — Mason Crosby, Nov. 22, 2015, at Minnesota (42, 47, 40, 42, 52 yards)
BY OPPONENT — Dan Bailey, Dec. 15, 2013, at Dallas (47, 23, 43, 50, 50 yards)

Four Field Goals Made, Individual

BY PACKERS — Mason Crosby, Nov. 22, 2015, at Minnesota (42, 47, 40, 42, 52 yards)
BY OPPONENT — Dan Carpenter, Dec. 14, 2014, at Buffalo (27, 51, 35, 48 yards)

60-Yard Field Goal

BY PACKERS — Never
BY OPPONENT — David Akers, Sept. 9, 2012, vs. San Francisco (63 yards)

50-Yard Field Goal

BY PACKERS — Mason Crosby, Nov. 26, 2015, vs. Chicago (50 yards)
BY OPPONENT — Matt Prater, Dec. 3, 2015, at Detroit (51 yards)

Blocked Field-Goal Attempt

BY PACKERS — Datone Jones, Oct. 11, 2015, vs. St. Louis (50-yard Greg Zuerlein attempt)
BY OPPONENT — Denico Autry, Dec. 20, 2015, at Oakland (49-yard Mason Crosby attempt)

Two-Point Conversion

BY PACKERS — James Jones, Dec. 27, 2015, at Arizona (pass from Aaron Rodgers)
BY OPPONENT — Travis Kelce, Sept. 28, 2015, vs. Kansas City (pass from Alex Smith)

Point After Touchdown Missed

BY PACKERS — Mason Crosby, Dec. 8, 2014, vs. Atlanta (blocked, fifth attempt)
BY OPPONENT — Blair Walsh, Nov. 22, 2015, at Minnesota (first attempt, wide right)

Blocked Point After Touchdown

BY PACKERS — Datone Jones, Sept. 22, 2013, at Cincinnati (Mike Nugent, fourth attempt)
BY OPPONENT — Ra'Shede Hageman, Dec. 8, 2014, vs. Atlanta (Mason Crosby, fifth attempt)

PUNTING

70-Yard Punt

BY PACKERS — Tim Masthay, Dec. 18, 2011, at Kansas City (71 yards)
BY OPPONENT — Jon Ryan, Sept. 24, 2012, at Seattle (73 yards)

60-Yard Punt

BY PACKERS — Tim Masthay, Dec. 3, 2015, at Detroit (62 yards)
BY OPPONENT — Dustin Colquitt, Sept. 28, 2015, vs. Kansas City (61 yards)

Blocked Punt

BY PACKERS — Jamari Lattimore, Nov. 4, 2013, vs. Chicago (Adam Podlesh, punter)
BY OPPONENT — Bryan Braman, Nov. 16, 2014, vs. Philadelphia (Tim Masthay, punter)

10 Punts, Individual

BY PACKERS — Jon Ryan, Nov. 19, 2006, vs. New England (10 punts; 459 yards)
BY OPPONENT — Chris Kluwe, Dec. 21, 2006, vs. Minnesota (10 punts; 434 yards)

No Punts

BY PACKERS — Oct. 26, 2014, at New Orleans
BY OPPONENT — Oct. 26, 2014, at New Orleans

OTHER SPECIAL TEAMS

Kickoff Returned for Touchdown

BY PACKERS — Randall Cobb, Sept. 8, 2011, vs. New Orleans (108 yards)
BY OPPONENT — Chris Williams, Nov. 9, 2014, vs. Chicago (101 yards)

Punt Returned for Touchdown

BY PACKERS — Micah Hyde, Dec. 28, 2014, vs. Detroit (55 yards)
BY OPPONENT — Marcus Thigpen, Dec. 14, 2014, at Buffalo (75 yards)

Blocked (Opponent) Field Goal Returned for Touchdown

BY PACKERS — Willie Buchanon, Dec. 17, 1972, at New Orleans (57 yards)
BY OPPONENT — Shawn Springs, Nov. 1, 1999, vs. Seattle (61 yards)

Blocked Punt Returned for Touchdown

BY PACKERS — Dezman Moses, Oct. 28, 2012, vs. Jacksonville (0 yards; Bryan Anger, punter)
BY OPPONENT — DeVier Posey, Oct. 14, 2012, at Houston (0 yards; Tim Masthay, punter)

Recovered Own Onside Kick Attempt

BY PACKERS — Damarius Randall, Nov. 15, 2015, vs. Detroit (Mason Crosby, kicker)
BY OPPONENT — Darrell Stuckey, Nov. 6, 2011, at San Diego (Nick Novak, kicker)

OTHER DEFENSE

Shutout Posted

BY PACKERS — Oct. 31, 2010, at N.Y. Jets (9-0)
BY OPPONENT — Nov. 19, 2006, vs. New England (35-0)

Fumble Returned for Touchdown

BY PACKERS — Casey Hayward, Nov. 16, 2014, vs. Philadelphia (49 yards)
BY OPPONENT — Jerraud Powers, Dec. 27, 2015, at Arizona (7 yards)

Safety Scored

BY PACKERS — Team, Dec. 28, 2014, vs. Detroit (Matthew Stafford penalized for intentional grounding in end zone)
BY OPPONENT — Malik Jackson, Nov. 1, 2015, at Denver (Richard Rodgers tackled in end zone)

Five Sacks, Individual

BY PACKERS — Vonnie Holliday, Dec. 22, 2002, vs. Buffalo
BY OPPONENT — Antwan Odom, Sept. 20, 2009, vs. Cincinnati

Four Sacks, Individual

BY PACKERS — Kabeer Gbaja-Biamila, Jan. 2, 2005, at Chicago
BY OPPONENT — Chris Clemons, Sept. 24, 2012, at Seattle

Three Sacks, Individual

BY PACKERS — A.J. Hawk, Oct. 13, 2013, at Baltimore
BY OPPONENT — Dwight Freeney, Dec. 27, 2015, at Arizona

MISCELLANEOUS

No Penalties

BY PACKERS — Nov. 4, 2013, vs. Chicago
BY OPPONENT — Dec. 14, 1997, at Carolina

Game Without Touchdown

BY PACKERS — Dec. 12, 2010, at Detroit
BY OPPONENT — Oct. 4, 2015, at San Francisco

50 Points, Game

BY PACKERS — 53, Nov. 16, 2014, vs. Philadelphia
BY OPPONENT — 51, Nov. 24, 2008, at New Orleans

40 Points, Game

BY PACKERS — 43, Dec. 8, 2014, vs. Atlanta
BY OPPONENT — 44, Oct. 26, 2014 at New Orleans

500 Yards Total Offense

BY PACKERS — 502, Dec. 8, 2014, vs. Atlanta
BY OPPONENT — 500, Nov. 1, 2015, at Denver

Tie Game

Green Bay 26, Minnesota 26, Nov. 24, 2013

CHICAGO — Aaron Rodgers saw James Jones go up for a one-handed touchdown catch and experienced a few flashbacks: Like they had stepped back in time. Rodgers threw for three touchdowns, two to Jones, and the Green Bay Packers beat Chicago 31-23 to spoil John Fox's debut as Bears coach Sunday afternoon. The Packers got all they could handle from the rebuilding Bears but took control down the stretch to beat them for the 10th time in 11 games, including the postseason.

Rodgers improved to 13-3 lifetime against Chicago. The 2014 MVP completed 18 of 23 passes for 189 yards. Jones, who spent seven seasons in Green Bay before signing with Oakland last year, caught four passes for 51 yards. That included a one-handed grab on a 13-yard score late in the first quarter but left Rodgers' hamstring back to 2012, when Jones led the league with 14 TD catches. He added a 1-yarder in the third - a good start after being released by the Raiders in the spring and by the New York Giants on the final roster cut. With Jordy Nelson (knee) out for the season, the Packers were quick to bring back Jones.

Randall Cobb, hampered late in the preseason by a sprained right shoulder, had 38 yards receiving. He caught a 5-yard touchdown that made it 24-16 early in the fourth quarter, and Clay Matthews sealed the win by intercepting Jay Cutler at the Green Bay 20 and returning it 42 yards. Eddie Lacy ran for 65 yards and a late touchdown. Julius Peppers chipped in with 1½ sacks for the four-time defending NFC North champions. The Bears, assembled starting over under Fox and new general manager Ryan Pace after a five-win season, kept their one close though Cutler had a rough afternoon. He was 18 of 36 for 225 yards, with that late interception by Matthews. He also threw a 24-yard touchdown to Martellus Bennett with 34 seconds left, but Green Bay recovered the onside kick.

Matt Forte ran for 141 yards - 105 in the first half - and a touchdown. Alston Jeffery caught five passes for 78 yards after missing the preseason because of a left calf injury. Green Bay, which outscored the Bears 93-31 over two games last season and beat them at Soldier Field for their 700th win, trailed 13-10 at the half. Rodgers finished a third-quarter drive with a 1-yard start to Jones and Gould answered with a 44-yard field goal, cutting it to 17-16. Rodgers made it 24-16 early in the fourth when he hit Cobb with a 5-yard pass, capping a 16-play drive. But the Bears stalled at the 2 after Cutler's 50-yard pass to Marquess Wilson. Cutler overthrew Eddie Royal in the end zone on fourth down after Chicago opted not to try a field goal.

OFFICIALS — Referee: Craig Wrosted (4); Umpire: Roy Ellison (81); Head Linesman: Mark Hittner (28); Line Judge: Julian Mepp (10); Side Judge: Jeff Lambern (21); Field Judge: Steve Zimme (33); Back Judge: Lee Dyer (27); Huddle Official: Al Hynes

STARTING LINEUPS

Green Bay Packers		Chicago Bears	
Offense	Defense	Offense	Defense
WR 17 D.Adams	DE 64 M.Pennel	WR 19 E.Royal	DE 96 J.Sutton
LT 69 D.Bakhtiari	NOSE 90 B.Raij	TE 83 M.Bennett	DE 93 W.Jenkins
LG 71 J.Sifton	DT 76 M.Daniels	RT 75 K.Long	OLB 69 J.Alien
C 63 C.Linsley	LOLB 96 M.Meali	RG 62 V.Ducasse	ILB 50 S.McCielinn
RG 70 T.Lang	BLB 58 S.Barrington	C 62 W.Montgomery	ILB 59 C.Jones
RT 75 B.Bojaga	MLB 56 C.Matthews	LG 68 M.Steason	OLB 92 P.McPhree
TE 82 R.Rodgers	FOLB 52 J.Peters	LT 74 J.Bushrod	CB 24 A.Bell
WR 18 R.Cobb	LCB 37 S.Shields	CB 6 J.Cutler	NB 27 S.Amons
WR 89 J.Jones	SS 33 M.Hyde	RB 22 M.Forte	SS 28 S.McManis
QB 27 E.Lacy	FS 21 H.Climon-Dix	TE 86 K.Lee	S 26 A.Rolle
	S 28 S.Richardson	TE 82 Z.Miller	CB 23 K.Fuller

GREEN BAY SUBSTITUTIONS — K 2 M.Crosby, P 8 T.Masthay, RB 22 A.Ripkowski, CB 23 D.Randall, CB 24 Q.Rollins, CB 29 C.Hayward, RB 30 J.Kuhn, S 32 C.Banjo, CB 39 D.Goodson, RB 44 J.Strauss, RB 47 J.Ryan, LB 51 N.Palmer, LB 53 N.Perry, LS 61 B.Godee, TG 67 D.Berley, C/G 73 J.Treter, G 79 J.Walker, TE 81 A.Quarless, WR 88 T.Montgomery, LB 91 J.Elliott, DT 93 J.Boyd, DT 99 B.Gaston. **DID NOT PLAY** — QB 16 S.Tolman, **INACTIVES** — QB 7 B.Hundley, CB 36 L.Gunter, S 42 M.Burnett, RB 46 A.Harris, LB 55 A.Mulumba, G 65 L.Taylor, TE 86 K.Backman.

FIELD GOALS (made / & missed)

M.Crosby	(3/7)	R.Gould	(2/3)
----------	-------	---------	-------

(28) (50) (44)

Team	Qtr	Time	Play Description (Extra Point) (Drive Info)	Yds	Visitor	Home
Bears	1	0:28	R.Gould 28 yd. field goal (11-70, 3:22)	3	0	3
Bears	1	7:43	J.Jones 19 yd. pass from A.Rodgers (60-50, 4:42)	7	7	0
Bears	2	2:49	M.Forte 1 yd. run (R.Gould kick) (10-77, 4:42)	1	10	0
Bears	2	2:32	M.Crosby 57 yd. field goal (10-51, 5:17)	3	10	0
Bears	2	10:08	R.Gould 30 yd. field goal (12-94, 2:41)	3	10	0
Bears	3	1:56	R.Jones 1 yd. pass from A.Rodgers (Crosby kick) (6-59, 3:04)	7	10	0
Bears	3	4:53	R.Gould 44 yd. field goal (12-36, 6:50)	3	10	0
Bears	4	10:26	R.Gould 37 yd. pass from A.Rodgers (Crosby kick) (6-78, 9:31)	7	10	0
Bears	4	1:35	E.Lacy 2 yd. run (M.Crosby kick) (4-46)	2	10	0
Bears	4	0:34	M.Bennett 24 yd. pass from J.Cutler (R.Gould kick) (6-72, 1:21)	7	10	0

GREEN BAY DEFENSIVE STATISTICS (official)

Team	Att	Yds	Sk	Int	TD	Yds	Int	TD
Chicago Bears	1	1	2	0	0	0	0	0
Green Bay Packers	2	3	3	4	0	0	0	0

Green Bay Packers										Chicago Bears																		
RUSHING	ATT	YDS	AVG	LG	TD	PASSING	ATT	YDS	AVG	LG	TD	RUSHING	ATT	YDS	AVG	LG	TD	PASSING	ATT	YDS	AVG	LG	TD					
E.Lacy	19	89	4.5	16	1	A.Rodgers	23	18	189	0/0	3	34	0/140.5	M.Forte	24	141	5.9	23	J.Cutler	36	18	225	2/12	1	50	1	67.5	
A.Rodgers	8	35	4.4	15	0	Rodgers	18	189	0/0	3	34	0/140.5	J.Rodgers	4	16	4.0	5	J.Cutler	18	225	2/12	1	50	1	67.5			
J.Starks	2	2	1.0	3	1	Total	23	189	0/0	3	34	0/140.5	J.Langford	1	1	1.0	0	Total	36	18	225	2/12	1	50	1	67.5		
Total	30	133	4.4	16	1	ATT	23	18	189	0/0	3	34	0/140.5	Total	33	189	5.7	23	J.Cutler	36	18	225	2/12	1	50	1	67.5	
PASSING	ATT	CMP	YDS	SK/YD	TD	LG	IN	RT	PASS RECEIVING	NO	YDS	AVG	LG	TD	INT	YDS	AVG	LG	TD	ATT	CMP	YDS	SK/YD	TD	LG	IN	RT	
A.Rodgers	23	18	189	0/0	3	34	0	140.5	R.Cobb	5	38	7.6	10	1	0	A.Jeffery	5	78	15.6	25	36	18	225	2/12	1	50	1	67.5
Total	23	18	189	0/0	3	34	0	140.5	D.Adams	4	59	14.8	25	0	0	M.Bennett	5	55	11.0	24	1	1	1	1	1	1		
PASS RECEIVING	NO	YDS	AVG	LG	TD	INT	YDS	AVG	LG	TD	INT	YDS	AVG	LG	TD	M.Forte	5	25	5.0	24	1	1	1	1	1			
R.Cobb	5	38	7.6	10	1	0	0	0	M.Wilson	8	27	3.4	9	0	0	E.Royal	1	8	8.0	8	0	0	0	0				
D.Adams	4	59	14.8	25	0	0	0	0	J.Rodgers	2	14	7.0	20	0	0	Total	18	225	12.5	50	1	1	1	1				
J.Jones	4	51	12.8	34	2	0	0	0	Total	18	189	10.5	34	3	0	Total	18	225	12.5	50	1	1	1	1				
Rodgers	3	27	9.0	20	0	0	0	0	INT	NO	YDS	AVG	LG	TD	INT	YDS	AVG	LG	TD	NO	YDS	AVG	LG	TD				
E.Lacy	2	14	7.0	9	0	0	0	0	Total	0	0	0.0	0	0	Total	0	0	0.0	0	0	0	0	0					
Total	18	189	10.5	34	3	0	0	0	PUNTING	NO	YDS	AVG	NET	TB	IN20	LG	TD	PUNTING	NO	YDS	AVG	NET	TB	IN20	LG	TD		
INT	NO	YDS	AVG	LG	TD	INT	YDS	AVG	LG	TD	INT	YDS	AVG	NET	TB	IN20	LG	TD	PUNTING	NO	YDS	AVG	NET	TB	IN20	LG	TD	
Total	1	42	42.0	42	0	0	0	0	T.Masthay	2	97	48.5	33.0	1	0	54	0	54	P.O'Donnell	1	56	56.0	56.0	0	0	56		
C.Matthews	1	42	42.0	42	0	0	0	0	Total	2	97	48.5	33.0	1	0	54	0	54	Total	1	56	56.0	56.0	0	0	56		
INT	NO	YDS	AVG	LG	TD	INT	YDS	AVG	LG	TD	INT	YDS	AVG	NET	TB	IN20	LG	TD	PUNTING	NO	YDS	AVG	NET	TB	IN20	LG	TD	
Total	1	42	42.0	42	0	0	0	0	Total	1	56	56.0	56.0	0	0	56	0	56	Total	1	56	56.0	56.0	0	0	56		
PUNT RETURNS	NO	YDS	AVG	FC	LG	TD	PUNT RETURNS	NO	YDS	AVG	FC	LG	TD	PUNT RETURNS	NO	YDS	AVG	FC	LG	TD	NO	YDS	AVG	FC	LG	TD		
Total	1	0	0.0	0	0	0	0	0	Total	1	0	0.0	0	0	0	0	0	0	0	0	1	11	11.0	0	0	0		
FUMBLES	Fum	Lost	Rec	Yds	TD	FF	Rec	Yds	TD	Bds	FUMBLES	Fum	Lost	Rec	Yds	TD	FF	Rec	Yds	TD	Bds	FUMBLES	Fum	Lost	Rec	Yds	TD	Bds
Total	0	0	0	0	0	0	0	0	0	0	Total	0	0	0	0	0	0	0	0	0	0	0	0	0	0	0		

TOTAL FIRST DOWNS		Visitor	Home	
By Rushing	21	25	10	
By Passing	10	12	10	
By Penalty	3	3	12	
THIRD-DOWN EFFICIENCY	6-10	60%-11-17	66%	
FOURTH-DOWN EFFICIENCY	1-1	100%	2-3	67%
TOTAL NET YARDS	402	533	402	
Total Offensive Plays	53	71	71	
Average gain per offensive play	6.1	5.7	5.7	
NET YARDS RUSHING	133	189	133	
Total Rushing Plays	30	33	33	
Average gain per rushing play	4.4	5.7	4.4	
Tackles for a loss-number and yards	2-2	1-1	2-2	
NET YARDS PASSING	189	213	189	
Times thrown - yards lost att. to pass	0-0	2-12	2-12	
PASS ATT-COMP-INT	189	225	225	
Average gain per pass play	23-18-0	36-18-1	36-18-1	
KICK OFFS Number-In EZ-Touchbacks	6-5-3	6-3-1	6-3-1	
PUNTS Number and Average	2-48.5	1-56.0	1-56.0	
Had Blocked	0	0	0	

FGs - PATs had blocked		Visitor	Home	
Net Punting Average	33.0	33.0	56.0	
TOTAL RETURN YARDS (not inc. Kickoffs)	42	11	11	
No. and Yards Kickoff Returns	0-0	1-11	3-63	
No. and Yards Punt Returns	0-0	1-11	1-11	
No. and Yards Interception Returns	1-42	0-0	0-0	
PENALTIES Number and Yards	10-74	6-64	6-64	
FUMBLES Number and Lost	0-0	0-0	0-0	
TOUCHDOWNS	4	2	2	
Rushing	1	1	1	
Passing	3	1	1	
EXTRA POINTS Made-Attempts	4-4	2-2	2-2	
Kicking Made-Attempts	4-4	2-2	2-2	
FIELD GOALS Made-Attempts	1-1	3-3	3-3	
RED-ZONE EFFICIENCY	4-5	80%	1-3	33%
GOAL-TO-GO EFFICIENCY	2-2	100%	1-2	50%
SAFETIES	0	0	0	
FINAL SCORE	31	23	23	
TIME OF POSSESSION	28:08	31:52	31:52	

GREEN BAY, Wis. — Packers coach Mike McCarthy is running out of superlatives to describe Aaron Rodgers: Every week, his MVP quarterback dissects defenses in painstakingly methodical fashion. Rodgers threw for 333 yards and five touchdowns, including three to Randall Cobb, and Green Bay beat the Kansas City Chiefs 38-28 on Monday night.

Rodgers led the Packers (3-0) on two successful first-quarter drives that ended with scoring passes to Cobb and rookie Ty Montgomery. He found James Jones for a 27-yard touchdown reception late in the second quarter for a 24-7 lead at the break.

Green Bay built a 38-14 lead early in the fourth quarter before withstanding a late rush by Jamaal Charles and the Chiefs.

Charles rushed for three touchdowns for Kansas City (1-2), which followed its stunning, last-minute loss at home to Denver with a respectable fourth-quarter effort at rancous Lambeau Field.

Charles' 7-yard TD with 1:25 left got the Chiefs within 10. But the end result was the same for Kansas City, which lost its second straight. Another masterful performance by Rodgers made for a difficult night for Andy Reid's defense.

Rodgers, who finished 24 of 35, again turned a secondary on free-play situations following defensive penalties. The longest play came on a 52-yard catch in the fourth quarter by Jones following an offside penalty, setting up Cobb's third touchdown catch.

The Chiefs were on alert for Rodgers' tendency to take advantage of free plays. They still got beat.

The offense's ability to build big leads feeds into the Packers' philosophy of making the opposing offense one-sided. It helps when the Packers can stop the running game, too.

Despite the three touchdown runs, the Packers prevented Charles from making explosive plays, limiting him to 49 yards on 11 carries.

Up front, Green Bay controlled the line of scrimmage when it counted and got to Alex Smith for seven sacks.

Smith finished 24 of 40 for 290 yards and a touchdown.

Under pressure near his own end zone, Smith also threw an interception to Sam Shields at the Chiefs' 19 with about 7 minutes left in the third quarter. Shields returned it 15 yards, and on the next play, Rodgers found Cobb for a 4-yard touchdown and a 31-7 lead.

Rodgers and Cobb hooked up for another 4-yard scoring pass in the fourth. With the score, Rodgers set the franchise record with his fourth career game of at least five touchdown passes.

OFFICIALS — Referee: John Parry (132); Umpire: Mark Pellis (131); Head Linesman: Greg Bradley (98); Line Judge: Mark Perlmann (9); Side Judge: Greg Gautreaux (80); Field Judge: Jabir Walker (26); Back Judge: Perry Paganelli (46); Replay Official: Bob McGrath

STARTING LINEUPS

Kansas City Chiefs

Offense
WR 19 J.Walton
TE 84 D.Harris
LT 18 D.Stephenson
LG 66 B.Grubbs
C 61 M.Morse
RG 72 L.Duvernay-Tardif
RT 76 E.Fisher
TE 87 T.Kelce
RB 80 J.Staughtnessy
FB 11 A.Smith
RB 25 J.Christians

Defense
NT 92 D.Poe
DE 97 A.Baylor
LOLB 50 J.Houston
LLB 56 D.Johnson
RLB 90 J.Maloga
ROLB 91 T.Hall
LCB 22 M.Peters
CB 23 P.Gamms
SS 38 R.Parker
FS 29 E.Berry
RCB 21 M.Crosby

GREEN BAY SUBSTITUTIONS — K 2 M.Crosby, P 8 T.Masthay, FB 22 A.Ripkowski, CB 23 D.Randall, CB 24 O.Rollins, CB 29 C.Chavez, RB 30 J.Kim, CB 36 L.Gunter, RB 44 J.Starks, RB 46 A.Harris, LB 47 J.Ryan, LB 48 J.Thomas, LB 55 A.Mulumba, LB 61 B.Boock, C/6/73 J.Reifer, G 79 J.Walker, TE 81 A.Quaness, WR 83 J.James, WR 88 T.Montgomery, LB 91 J.Elliott, DE 99 M.Neal, DT 99 B.Gaston, **DID NOT PLAY** — OB 16 S.Tolzien, **INACTIVES** — OB 7 B.Humley, S 28 S.Richardson, CB 39 D.Goodson, S 42 M.Burnett, G 65 L.Taylor, T 75 B.Bulaga, TE 86 K.Backman.

FIELD GOALS (made / & missed)

M.Crosby 2 / 7 (44)

Offense	Defense	Offense	Defense
WR 19 J.Walton	NT 92 D.Poe	WR 69 D.Adams	DE 64 M.Pennell
TE 84 D.Harris	RDE 97 A.Baylor	LT 17 J.Dakhtari	MOSE 90 B.Rail
LT 18 D.Stephenson	LOLB 50 J.Houston	LG 71 J.Stilton	DT 76 M.Daniels
LG 66 B.Grubbs	LLB 56 D.Johnson	C 63 C.Linsley	LOLB 51 M.Perry
C 61 M.Morse	RLB 90 J.Maloga	RG 70 T.Liang	BLB 52 C.Matthews
RG 72 L.Duvernay-Tardif	ROLB 91 T.Hall	RT 67 D.Barclay	MLB 56 J.Peppers
RT 76 E.Fisher	LCB 22 M.Peters	TE 82 R.Rodgers	ROLB 56 J.Peppers
TE 87 T.Kelce	CB 23 P.Gamms	RB 18 R.Cobb	LOB 37 S.Shields
RB 80 J.Staughtnessy	SS 38 R.Parker	WR 89 J.Jones	SS 33 M.Hyde
FB 11 A.Smith	FS 29 E.Berry	WR 12 A.Rodgers	FS 21 H.Clinton-Dix
RB 25 J.Christians	RCB 21 M.Crosby	RB 27 E.Lacey	S 32 C.Bainjo

Offense	Defense	Offense	Defense
WR 19 J.Walton	NT 92 D.Poe	WR 69 D.Adams	DE 64 M.Pennell
TE 84 D.Harris	RDE 97 A.Baylor	LT 17 J.Dakhtari	MOSE 90 B.Rail
LT 18 D.Stephenson	LOLB 50 J.Houston	LG 71 J.Stilton	DT 76 M.Daniels
LG 66 B.Grubbs	LLB 56 D.Johnson	C 63 C.Linsley	LOLB 51 M.Perry
C 61 M.Morse	RLB 90 J.Maloga	RG 70 T.Liang	BLB 52 C.Matthews
RG 72 L.Duvernay-Tardif	ROLB 91 T.Hall	RT 67 D.Barclay	MLB 56 J.Peppers
RT 76 E.Fisher	LCB 22 M.Peters	TE 82 R.Rodgers	ROLB 56 J.Peppers
TE 87 T.Kelce	CB 23 P.Gamms	RB 18 R.Cobb	LOB 37 S.Shields
RB 80 J.Staughtnessy	SS 38 R.Parker	WR 89 J.Jones	SS 33 M.Hyde
FB 11 A.Smith	FS 29 E.Berry	WR 12 A.Rodgers	FS 21 H.Clinton-Dix
RB 25 J.Christians	RCB 21 M.Crosby	RB 27 E.Lacey	S 32 C.Bainjo

Offense	Defense	Offense	Defense
WR 19 J.Walton	NT 92 D.Poe	WR 69 D.Adams	DE 64 M.Pennell
TE 84 D.Harris	RDE 97 A.Baylor	LT 17 J.Dakhtari	MOSE 90 B.Rail
LT 18 D.Stephenson	LOLB 50 J.Houston	LG 71 J.Stilton	DT 76 M.Daniels
LG 66 B.Grubbs	LLB 56 D.Johnson	C 63 C.Linsley	LOLB 51 M.Perry
C 61 M.Morse	RLB 90 J.Maloga	RG 70 T.Liang	BLB 52 C.Matthews
RG 72 L.Duvernay-Tardif	ROLB 91 T.Hall	RT 67 D.Barclay	MLB 56 J.Peppers
RT 76 E.Fisher	LCB 22 M.Peters	TE 82 R.Rodgers	ROLB 56 J.Peppers
TE 87 T.Kelce	CB 23 P.Gamms	RB 18 R.Cobb	LOB 37 S.Shields
RB 80 J.Staughtnessy	SS 38 R.Parker	WR 89 J.Jones	SS 33 M.Hyde
FB 11 A.Smith	FS 29 E.Berry	WR 12 A.Rodgers	FS 21 H.Clinton-Dix
RB 25 J.Christians	RCB 21 M.Crosby	RB 27 E.Lacey	S 32 C.Bainjo

Offense	Defense	Offense	Defense
WR 19 J.Walton	NT 92 D.Poe	WR 69 D.Adams	DE 64 M.Pennell
TE 84 D.Harris	RDE 97 A.Baylor	LT 17 J.Dakhtari	MOSE 90 B.Rail
LT 18 D.Stephenson	LOLB 50 J.Houston	LG 71 J.Stilton	DT 76 M.Daniels
LG 66 B.Grubbs	LLB 56 D.Johnson	C 63 C.Linsley	LOLB 51 M.Perry
C 61 M.Morse	RLB 90 J.Maloga	RG 70 T.Liang	BLB 52 C.Matthews
RG 72 L.Duvernay-Tardif	ROLB 91 T.Hall	RT 67 D.Barclay	MLB 56 J.Peppers
RT 76 E.Fisher	LCB 22 M.Peters	TE 82 R.Rodgers	ROLB 56 J.Peppers
TE 87 T.Kelce	CB 23 P.Gamms	RB 18 R.Cobb	LOB 37 S.Shields
RB 80 J.Staughtnessy	SS 38 R.Parker	WR 89 J.Jones	SS 33 M.Hyde
FB 11 A.Smith	FS 29 E.Berry	WR 12 A.Rodgers	FS 21 H.Clinton-Dix
RB 25 J.Christians	RCB 21 M.Crosby	RB 27 E.Lacey	S 32 C.Bainjo

Offense	Defense	Offense	Defense
WR 19 J.Walton	NT 92 D.Poe	WR 69 D.Adams	DE 64 M.Pennell
TE 84 D.Harris	RDE 97 A.Baylor	LT 17 J.Dakhtari	MOSE 90 B.Rail
LT 18 D.Stephenson	LOLB 50 J.Houston	LG 71 J.Stilton	DT 76 M.Daniels
LG 66 B.Grubbs	LLB 56 D.Johnson	C 63 C.Linsley	LOLB 51 M.Perry
C 61 M.Morse	RLB 90 J.Maloga	RG 70 T.Liang	BLB 52 C.Matthews
RG 72 L.Duvernay-Tardif	ROLB 91 T.Hall	RT 67 D.Barclay	MLB 56 J.Peppers
RT 76 E.Fisher	LCB 22 M.Peters	TE 82 R.Rodgers	ROLB 56 J.Peppers
TE 87 T.Kelce	CB 23 P.Gamms	RB 18 R.Cobb	LOB 37 S.Shields
RB 80 J.Staughtnessy	SS 38 R.Parker	WR 89 J.Jones	SS 33 M.Hyde
FB 11 A.Smith	FS 29 E.Berry	WR 12 A.Rodgers	FS 21 H.Clinton-Dix
RB 25 J.Christians	RCB 21 M.Crosby	RB 27 E.Lacey	S 32 C.Bainjo

Offense	Defense	Offense	Defense
WR 19 J.Walton	NT 92 D.Poe	WR 69 D.Adams	DE 64 M.Pennell
TE 84 D.Harris	RDE 97 A.Baylor	LT 17 J.Dakhtari	MOSE 90 B.Rail
LT 18 D.Stephenson	LOLB 50 J.Houston	LG 71 J.Stilton	DT 76 M.Daniels
LG 66 B.Grubbs	LLB 56 D.Johnson	C 63 C.Linsley	LOLB 51 M.Perry
C 61 M.Morse	RLB 90 J.Maloga	RG 70 T.Liang	BLB 52 C.Matthews
RG 72 L.Duvernay-Tardif	ROLB 91 T.Hall	RT 67 D.Barclay	MLB 56 J.Peppers
RT 76 E.Fisher	LCB 22 M.Peters	TE 82 R.Rodgers	ROLB 56 J.Peppers
TE 87 T.Kelce	CB 23 P.Gamms	RB 18 R.Cobb	LOB 37 S.Shields
RB 80 J.Staughtnessy	SS 38 R.Parker	WR 89 J.Jones	SS 33 M.Hyde
FB 11 A.Smith	FS 29 E.Berry	WR 12 A.Rodgers	FS 21 H.Clinton-Dix
RB 25 J.Christians	RCB 21 M.Crosby	RB 27 E.Lacey	S 32 C.Bainjo

Player	Att	Cmp	Yds	Sk	Yd/TD	LG	In	RT
RUSHING								
J.Christians	11	49	4.5	13	3			
A.Smith	6	33	5.5	19	0			
D.Thomas	1	-7	-7.0	-7	0			
Total	18	75	4.2	19	3			

Player	Att	Cmp	Yds	Sk	Yd/TD	LG	In	RT
PASSING								
A.Smith	40	24	290	7/39	1	61	1	80.2
Total	40	24	290	7/39	1	61	1	80.2

Player	Att	Cmp	Yds	Sk	Yd/TD	LG	In	RT
PASS RECEIVING								
J.Walton	8	141	17.6	61	1			
M.Hyde	6	80	13.3	38	0			
J.Christians	5	33	6.6	13	0			
D.Thomas	2	12	6.0	9	0			
J.Avant	1	16	16.0	16	0			
C.Conley	1	16	16.0	16	0			
Total	24	290	12.1	61	1			

Player	Att	Cmp	Yds	Sk	Yd/TD	LG	In	RT
INTERCEPTIONS								
Total	0	0	0.0	0	0			

Player	Att	Cmp	Yds	Sk	Yd/TD	LG	In	RT
PUNTING								
D.Coquitt	6	301	50.2	45.2	0	2	61	
Total	6	301	50.2	45.2	0	2	61	

Player	Att	Cmp	Yds	Sk	Yd/TD	LG	In	RT
PUNT RETURNS								
D.Thomas	5	18	3.6	0	16	0		
Returns	5	18	3.6	0	16	0		

Player	Att	Cmp	Yds	Sk	Yd/TD	LG	In	RT
KICK RETURNS								
K.Davis	3	95	31.7	0	54	0		
D.Thomas	1	19	19.0	0	19	0		
(Track)	3	0	0.0	0	0	0		
Returns	4	114	28.5	0	54	0		

Player	Att	Cmp	Yds	Sk	Yd/TD	LG	In	RT
FUMBLES								
A.Smith	2	0	0	0	0	0	0	0
E.Fisher	0	1	0	0	0	0	0	0
D.Stephenson	0	1	0	0	0	0	0	0
Total	2	0	2	0	0	0	0	0

Player	Att	Cmp	Yds	Sk	Yd/TD	LG	In	RT
RUSHING								
E.Lacey	10	46	4.6	13	0			
J.Starks	17	32	1.9	11	0			
A.Harris	2	17	8.5	16	0			
A.Rodgers	2	17	8.0	11	0			
R.Cobb	1	12	12.0	12	0			
Total	32	123	3.8	16	0			

Player	Att	Cmp	Yds	Sk	Yd/TD	LG	In	RT
PASSING								
A.Rodgers	35	24	333	1/8	5	52	0	138.5
Total	35	24	333	1/8	5	52	0	138.5

Player	Att	Cmp	Yds	Sk	Yd/TD	LG	In	RT
PASS RECEIVING								
J.Jones	7	139	19.9	32	3			
R.Cobb	3	91	13.7	26	0			
E.Lacey	3	41	13.7	26	0			
R.Rodgers	2	15	7.5	7	0			
T.Montgomery	2	14	7.0	9	0			
A.Quaness	1	19	19.0	19	0			
J.Starks	1	14	13.9	13	0			
Total	24	333	13.9	52	3			

Player	Att	Cmp	Yds	Sk	Yd/TD	LG	In	RT
INTERCEPTIONS								
S.Shields	1	15	15.0	15	0			
Total	1	15	15.0	15	0			

Player	Att	Cmp	Yds	Sk	Yd/TD	LG	In	RT
PUNTING								
T.Masthay	5	215	43.0	39.4	0	2	49	
Total	5	215	43.0	39.4	0	2	49	

Player	Att	Cmp	Yds	Sk	Yd/TD	LG	In	RT
PUNT RETURNS								
M.Hyde	4	30	7.5	1	13	0		
(Out of bounds)	1	0	0.0	0	0	0		

GREEN BAY, WRs - Aaron Rodgers' remarkable run of mistake-free football at home is over. Green Bay, though, is still perfect this season. A relentless defense helped the Packers overcome an unusually average day from their MVP quarterback. Rodgers threw for two touchdowns and 241 yards, and the defense had three sacks and four interceptions to hold off the St. Louis Rams for a 24-10 victory on Sunday.

Rodgers was 19 of 30 with long scoring strikes to receivers Ty Montgomery and James Jones for the Packers (5-0). But NFL-record streaks of 586 pass attempts and 49 touchdowns passes at home without an interception for Rodgers ended in the first quarter on linebacker James Laurinatis' driving pick of a tipped ball for the Rams (2-3).

Rodgers threw another interception in the second quarter before losing a fumble in the third on a sack. The Rams defense headed coach Jeff Fisher's advice to get their hands on the football. The Packers defense was still better. Relentless pressure on quarterback Nick Foles helped keep the Packers unbeaten. Foles' four interceptions were a career worst, with two in the fourth quarter inside the Packers 10.

Rookie cornerback Quentin Rollins returned an interception 45 yards for a touchdown for a 14-0 lead in the first quarter, and picked off another pass at the 7 with 23 seconds left. Safety Ha Ha Clinton-Dix intercepted a tipped pass in the end zone on third-and-goal at the 7.

Greg Zuerlein was 1 for 4 on field-goal tries, hitting from 42 but missing his other three attempts, all coming from at least 50 yards. One kick in the second half was blocked by Darone Jones.

The mistakes wasted another strong effort for Rams rookie Todd Gurley, who for the second straight week had his best production, with 159 yards rushing on 30 carries. He denied a defense that had opposing starting running backs to an average of 36 yards on 11 attempts the previous three games.

But a week after defeating previously unbeaten Arizona, the Rams couldn't repeat the feat on a warm fall afternoon in Green Bay. Foles was 11 of 30 for 141 yards and a touchdown. His longest completion came on a 68-yarder to Steфан Bailey late in the fourth quarter. Otherwise, the Packers' pass rush overwhelmed an inexperienced offensive line that lost veteran guard Rodger Saffold in the first quarter to a shoulder injury.

The defense held up in spite of losing tackle B.J. Raji to a groin injury and linebacker Nick Perry (shoulder). Guard T.J. Lang also left in the second quarter with a knee injury.

Star linebacker Clay Matthews set the tone with 1½ sacks and several other trips into the backfield.

OFFICIALS — Referee: Brad Allen (122); Umpire: Fred Bryan (11); Head Linesman: Jim Mello (48); Line Judge: Thomas Symonette (100); Side Judge: Tom Hill (97); Field Judge: Doug Rosenbaum (67); Back Judge: Shawn Hochuli (63); Replay Official: Jim Lapetina

STARTING LINEUPS

St. Louis Rams			Green Bay Packers		
Offense	Defense	Special	Offense	Defense	Special
WR 18 K.Britt	LDE 91 C.Long		WR 89 J.Jones	NOSE 90 B.Raji	
TE 46 C.Hervey	LDT 99 A.Donald		WR 88 T.Montgomery	DT 76 M.Daniels	
LT 73 G.Robinson	RDT 90 M.Brackers		LT 69 D.Bachtrant	LOLB 56 J.Peppers	
LG 68 J.Brown	RDE 94 R.Dum		LG 71 J.Stilton	BLB 51 N.Palmer	
C 61 T.Barnes	MLB 55 J.Laurinatis		C 63 C.Slinsey	MLB 52 C.Matthews	
RG 76 R.Saffold	LLB 26 M.Bertram		RG 70 T.Lang	ROLB 96 M.Neal	
RT 79 J.Ravenstein	LCB 22 T.Johnson		RT 75 B.Bulaga	LCB 23 D.Randall	
TE 88 L.Kendricks	RCB 21 J.Kentrick		TE 82 R.Rodgers	RCB 29 S.Shields	
WR 11 T.Austin	FS 23 R.McLeod		WR 18 R.Cobb	CB 39 C.Hayward	
WR 5 M.Foles	SS 23 T.McDonald		WR 30 J.Kinn	SS 33 M.Hyde	
RB 30 T.Gauley	DB 20 L.Joyner		RB 27 E.Lacy	FS 21 H.Clinton-Dix	

GREEN BAY SUBSTITUTIONS — K 2 M.Crosby, P 8 T.Masthay, FB 22 A.Ripkowski, DB 24 O.Rollins, FB 30 J.Kinn, S 32 C.Banjo, CB 39 D.Goodson, RB 44 J.Starks, RB 46 A.Harris, LB 48 J.Thomas, LB 53 N.Perry, LB 55 A.Mulumba, LS 61 B.Gode, DT 64 M.Pennel, TG 67 D.Bareilly, C/G 73 J.Treter, G 79 J.Walker, IAG 83 J.Liams, IAG 84 J.Abramovic, TE 86 K.Beckman, LB 91 J.Elliott, DE 55 D.Jones, DT 98 L.Guion, **DID NOT PLAY** — OB 16 S.Troizen, **INACTIVES** — OB 7 B.Hurdley, WR 17 D.Adams, S 28 S.Richardson, OB 36 L.Gunter, S 42 W.Burnett, LB 47 J.Hyan, G 65 L.Layton.

FIELD GOALS (made) & missed

Player	Attempts	Made	Missed
G.Zuerlein	4	2	2
St. Louis Rams	1	0	1
Green Bay Packers	14	7	7

GREEN BAY DEFENSIVE STATISTICS (official)

Player	Att	Int	Sack	QBH	FF	FR	Int	PD	Total
J.Peppers	3	0	1	3	1-3	3	1	0	0-0
N.Perry	3	0	2	3	5-33	0	0	0	0-0
M.Neal	2	1	1	3	0-0	1	0	0	0-0
O.Rollins	2	0	0	2	0-0	0	0	0	2-48
M.Pennel	1	1	0	2	0-0	0	0	0	0-0
S.Shields	0	2	0	2	0-0	0	0	0	0-0
C.Banjo	1	0	0	1	0-0	0	0	0	0-0
A.Harris	0	0	0	0	0-0	0	0	0	0-0
D.Jones	0	0	0	0	0-0	4	0	0	0-0
Totals	53	18	8	70	3-18	14	1	0	4-50

GREEN BAY DEFENSIVE STATISTICS (official)

Player	Att	Int	Sack	QBH	FF	FR	Int	PD	Total
J.Peppers	3	0	1	3	1-3	3	1	0	0-0
N.Perry	3	0	2	3	5-33	0	0	0	0-0
M.Neal	2	1	1	3	0-0	1	0	0	0-0
O.Rollins	2	0	0	2	0-0	0	0	0	2-48
M.Pennel	1	1	0	2	0-0	0	0	0	0-0
S.Shields	0	2	0	2	0-0	0	0	0	0-0
C.Banjo	1	0	0	1	0-0	0	0	0	0-0
A.Harris	0	0	0	0	0-0	4	0	0	0-0
D.Jones	0	0	0	0	0-0	4	0	0	0-0
Totals	53	18	8	70	3-18	14	1	0	4-50

GREEN BAY DEFENSIVE STATISTICS (official)

Player	Att	Int	Sack	QBH	FF	FR	Int	PD	Total
J.Peppers	3	0	1	3	1-3	3	1	0	0-0
N.Perry	3	0	2	3	5-33	0	0	0	0-0
M.Neal	2	1	1	3	0-0	1	0	0	0-0
O.Rollins	2	0	0	2	0-0	0	0	0	2-48
M.Pennel	1	1	0	2	0-0	0	0	0	0-0
S.Shields	0	2	0	2	0-0	0	0	0	0-0
C.Banjo	1	0	0	1	0-0	0	0	0	0-0
A.Harris	0	0	0	0	0-0	4	0	0	0-0
D.Jones	0	0	0	0	0-0	4	0	0	0-0
Totals	53	18	8	70	3-18	14	1	0	4-50

GREEN BAY DEFENSIVE STATISTICS (official)

Player	Att	Int	Sack	QBH	FF	FR	Int	PD	Total
J.Peppers	3	0	1	3	1-3	3	1	0	0-0
N.Perry	3	0	2	3	5-33	0	0	0	0-0
M.Neal	2	1	1	3	0-0	1	0	0	0-0
O.Rollins	2	0	0	2	0-0	0	0	0	2-48
M.Pennel	1	1	0	2	0-0	0	0	0	0-0
S.Shields	0	2	0	2	0-0	0	0	0	0-0
C.Banjo	1	0	0	1	0-0	0	0	0	0-0
A.Harris	0	0	0	0	0-0	4	0	0	0-0
D.Jones	0	0	0	0	0-0	4	0	0	0-0
Totals	53	18	8	70	3-18	14	1	0	4-50

GREEN BAY DEFENSIVE STATISTICS (official)

Player	Att	Int	Sack	QBH	FF	FR	Int	PD	Total
J.Peppers	3	0	1	3	1-3	3	1	0	0-0
N.Perry	3	0	2	3	5-33	0	0	0	0-0
M.Neal	2	1	1	3	0-0	1	0	0	0-0
O.Rollins	2	0	0	2	0-0	0	0	0	2-48
M.Pennel	1	1	0	2	0-0	0	0	0	0-0
S.Shields	0	2	0	2	0-0	0	0	0	0-0
C.Banjo	1	0	0	1	0-0	0	0	0	0-0
A.Harris	0	0	0	0	0-0	4	0	0	0-0
D.Jones	0	0	0	0	0-0	4	0	0	0-0
Totals	53	18	8	70	3-18	14	1	0	4-50

GREEN BAY DEFENSIVE STATISTICS (official)

Player	Att	Int	Sack	QBH	FF	FR	Int	PD	Total
J.Peppers	3	0	1	3	1-3	3	1	0	0-0
N.Perry	3	0	2	3	5-33	0	0	0	0-0
M.Neal	2	1	1	3	0-0	1	0	0	0-0
O.Rollins	2	0	0	2	0-0	0	0	0	2-48
M.Pennel	1	1	0	2	0-0	0	0	0	0-0
S.Shields	0	2	0	2	0-0	0	0	0	0-0
C.Banjo	1	0	0	1	0-0	0	0	0	0-0
A.Harris	0	0	0	0	0-0	4	0	0	0-0
D.Jones	0	0	0	0	0-0	4	0	0	0-0
Totals	53	18	8	70	3-18	14	1	0	4-50

ST. LOUIS RAMS

Player	Att	Yds	Avg	LG	TD
T.Gurley	30	159	5.3	55	0
T.Austin	3	22	7.3	15	0
T.Mason	2	8	4.0	6	0
N.Foles	1	2	2.0	2	0
Total	36	191	5.3	55	0

GREEN BAY PACKERS

Player	Att	Yds	Avg	LG	TD
A.Rodgers	8	29	4.9	18	0
E.Lacy	13	37	2.1	8	0
J.Starks	5	17	3.4	6	0
J.Kinn	1	3	3.0	3	0
Total	27	86	3.2	18	0

PASSING

Player	Att	Cmp	Yds	SK/YD	TD	LG	IN	RT
N.Foles	30	11	141	3/18	1	68	4	23.8
J.Hecker	1	1	20	0/0	0	20	0	118.8
Total	31	12	161	3/18	1	68	4	27.2

PASSING

Player	Att	Cmp	Yds	SK/YD	TD	LG	IN	RT
A.Rodgers	30	19	241	2/5	2	65	2	82.8
Total	30	19	241	2/5	2	65	2	82.8

PASS RECEIVING

Player	No	Yds	Avg	LG	TD
S.Bailey	3	73	24.3	68	0
B.Cunningham	2	28	14.0	17	0
L.Rodriguez	2	16	8.0	12	0
R.Cobb	2	6	3.0	5	1
T.Austin	1	20	20.0	20	0
C.Davis	1	1	1.0	10	0
B.Quick	1	10	10.0	10	0
J.Cook	1	8	8.0	8	0
Total	12	161	13.4	68	1

PASS RECEIVING

Player	No	Yds	Avg	LG	TD
R.Rodgers	6	45	7.5	18	0
T.Montgomery	4	59	14.8	31	1
J.Starks	3	29	9.7	19	0
R.Cobb	2	7	3.5	7	0
J.Jones	3	23	7.7	10	1
E.Lacy	1	8	8.0	8	0
Total	19	241	12.7	65	2

INTERCEPTIONS

Player	No	Yds	Avg	LG	TD
Q.Rollins	2	48	24.0	45	1
M.Hyde	1	2	2.0	2	0
H.Clinton-Dix	1	0	0.0	0	0
Total	4	50	12.5	45	1

INTERCEPTIONS

Player	No	Yds	Avg	LG	TD
T.Masthay	4	191	47.8	36.8	2
Total	4	191	47.8	36.8	2

PUNTING

Player	No	Yds	Avg	NET	TB	IN20	LG
J.Hecker	4	181	45.3	38.0	1	1	51
Total	4	181	45.3	38.0	1	1	51

GREEN BAY WIS. -- Rookie cornerback Damarious Randall had a feeling that Phillip Rivers' final pass might be headed his way. Fourth-and-goal from the 3 with 13 seconds left, and the San Diego Chargers needed a touchdown to tie the Green Bay Packers and possibly force overtime.

Randall had to keep tabs on both Antonio Gates and Danny Woodhead lined up on the right side of the formation. The first-round draft pick lunged to poke away Rivers' short throw to Woodhead near the front right pylon in the final seconds to preserve the Packers' 27-20 victory on Sunday, overcoming a career performance by Rivers.

The fans inside Lambeau Field erupted with a collective sigh of relief. Green Bay (6-5) survived its biggest scare of the season to stay unbeaten. Rivers set franchise marks with career highs of 43 completions, 65 attempts and 503 yards passing. He threw for two touchdowns for the Chargers (2-4). His 43 completions were the most in NFL history in a loss; he needed one more, at least.

But as the fourth-down play developed, Randall remembered that San Diego ran the same play on second down, but tried to get the ball to Gates. This time, linebacker Clay Matthews covered Gates inside. Woodhead broke outside, with Randall trailing from behind.

The ending overshadowed Rivers' milestone performance. The 12-year veteran hit Pittsburgh's Ben Roethlisberger (2009) for second on the list for most yards passing against the Packers. Only Detroit's Matthew Stafford had more, 520 on Jan. 1, 2012.

It was the most porous outing of the season for the Packers' defense. But the stout pass rush finally caught up to Rivers in the second half. Datone Jones sacked Rivers on third-and-7 from the Packers' 40 to end one drive.

Until then, a Chargers line missing three starters held up well, with Rivers orchestrating a quick-strike offense and finding holes in the secondary. The Packers started strong and finished barely in front. Running back James Starks had touchdowns on a 65-yard run and a 5-yard pass in the first quarter. Green Bay went up for good after quarterback Aaron Rodgers found James Jones for an 8-yard pass in the corner of the end zone for a 24-17 lead with 46 seconds left in the third quarter.

The defense allowed Josh Lambo's 32-yard field goal with 11:14 left. But the Packers came up with their most important stop at the end. The battered Packers offense did just enough. Rodgers was 16 of 29 for 255 yards. At one point, Rodgers had as many completions as Keenan Allen had receptions midway through the fourth quarter. But a hip injury kept Allen sidelined for much of the second half. He wound up with 14 receptions for 157 yards.

Rookie running back Melvin Gordon was benched in the second half after two fumbles. He finished with seven carries for 29 yards in a disappointing return to the state where he set records in college with the Wisconsin Badgers.

OFFICIALS — Referee: Walt Anderson (66); Umpire: Butch Hannah (40); Head Linesman: Steve Spillies (22); Line Judge: Byron Boston (18); Side Judge: Laird Hayes (123); Field Judge: Eugene Hall (103); Back Judge: Todd Pukron (30); Replay Official: Billy Smith

STARTING LINEUPS

San Diego Chargers		Green Bay Packers	
Offense	Defense	Offense	Defense
WR 13 K.Ahlin	DE 91 K.Peyles	WR 89 J.Jones	DE 98 L.Guion
LT 75 C.Harston	DT 94 C.Judget	LT 69 D.Bakhtiari	DT 76 M.Daniels
LG 79 K.Wiggins	OLB 54 M.Jung	LG 71 J.Stilton	LOB 56 J.Pepers
C 60 T.Robinson	ILB 52 D.Perryman	C 63 C.Linsley	BLB 51 N.Palmer
RG 76 D.Fulker	ILB 56 D.Buller	RG 70 T.Lang	MLB 52 C.Matthews
RT 72 J.Barkdale	OLB 97 J.Latocha	RT 75 B.Budiga	ROLB 96 M.Neal
TE 85 A.Gates	LCB 24 B.Thowers	TE 82 K.Rodgers	LOB 23 D.Randall
TE 89 L.Green	RCB 22 J.Verrett	WR 88 T.Montgomery	WR 18 R.Cobb
WR 80 M.Floyd	FS 37 J.Laddae	WR 29 C.Hayward	RCB 37 S.Shields
WR 17 P.Rivers	FS 32 E.Weddle	RB 12 A.Rodgers	SS 33 M.Hilde
RB 28 M.Gordon	CB 28 P.Robinson	FS 44 J.Starks	FS 21 H.Cinton-Dix

GREEN BAY SUBSTITUTIONS — K 2 M.Crosby, P 8 T.Masthay, FB 22 A.Ripkowski, CB 24 Q.Rollins, RB 27 E.Lacy, FB 30 J.Kuhn, S 32 C.Bano, CB 36 L.Gunter, CB 39 D.Goodson, LB 47 J.Hyatt, LB 55 A.Mulumba, LS 61 M.Pennell, TG 67 D.Barclay, C/6 73 J.Treter, G 79 J.Walker, WR 80 J.Perrillo, WR 84 J.Abrams, WR 91 J.Elliott, DE 95 D.Jones. **DID NOT PLAY** — CB 16 S.Tolden, TE 88 K.Backman. **INACTIVES** — OB 7 B.Hundley, WR 17 D.Adams, S 42 M.Burnett, RB 46 A.Harris, LB 53 M.Perry, G 66 L.Taylor, DT 90 B.Raji.

FIELD GOALS (made (1) & missed)
 J.Lambo (36) (32) M.Crosby (23) (28)

Team	Qtr	Time	Play Description (Extra Point/Drive Info)	San Diego Chargers	Green Bay Packers
Packers	1	8:30	J.Starks 5 yd pass from A.Rodgers (M.Crosby kick) (8-87, 3:44)	1	2
Chargers	1	1:51	J.Lambo 36 yd Field Goal (14-82, 5:21)	3	7
Packers	1	1:51	J.Starks 65 yd run (M.Crosby kick) (4-85, 1:26)	3	7
Chargers	2	6:48	M.Crosby 23 yd Field Goal (10-83, 3:58)	4	7
Packers	2	0:00	D.Limari 1 yd pass from P.Rivers (J.Lambo kick) (12-88, 4:47)	4	7
Chargers	3	9:24	L.Green 19 yd pass from P.Rivers (J.Lambo kick) (8-79, 4:11)	5	7
Chargers	3	0:46	J.Lambo 32 yd Field Goal (9-70, 4:56)	6	7
Chargers	4	11:10	J.Lambo 32 yd Field Goal (9-70, 4:56)	7	7
Chargers	4	2:37	M.Crosby 28 yd Field Goal (9-70, 3:37)	8	7

GREEN BAY DEFENSIVE STATISTICS (official)

UT	A	TEL	TI	SK	QBH	FE	FB	Int	PD	UT	A	TEL	TI	SK	QBH	FE	FB	Int	PD
N.Palmer	9	4	0	13	0-0	0	0	0	0	M.Pennell	2	1	0	3	0-0	2	0	0	0
H.Cinton-Dix	9	0	0	9	0-0	0	1	0	0	J.Thomas	2	1	0	3	0-0	1	0	0	0
M.Hyde	8	0	0	8	0-0	0	0	0	0	D.Jones	2	0	2	2	1-4	1	0	0	0
S.Shields	7	0	0	7	0-0	0	0	0	0	J.Rollins	2	0	2	2	0-0	0	0	0	0
C.Matthews	4	3	1	7	0-0	4	0	1	0	J.Pepers	1	1	1	2	1-3	1	0	0	0
D.Randall	6	0	0	6	0-0	0	0	0	0	A.Mulumba	1	0	1	0	0	0	0	0	0
C.Hayward	5	0	0	5	0-0	0	0	0	0	C.Bano	1	0	1	0	0	0	0	0	0
L.Guion	0	5	0	5	0-0	0	0	0	0	Totals	62	18	5	80	3-15	13	2	1	0-0
M.Daniels	2	1	0	3	5-4	2	1	0	0										
M.Neal	2	1	1	3	5-4	2	1	0	0										

San Diego Chargers

RUSHING	ATT	YDS	AVG	LG	TD
M.Gordon	7	29	4.1	25	0
B.Oliver	7	23	3.3	6	0
D.Woodhead	7	8	1.1	4	0
Total	21	60	2.9	25	0

PASSING	ATT	CMP	YDS	SK/YD	TD	LG	INT	RT
P.Rivers	65	43	503	3/15	2	50	0	99.7
Total	65	43	503	3/15	2	50	0	99.7

PASS RECEIVING	NO	YDS	AVG	LG	TD
K.Allen	14	157	11.2	38	0
A.Gates	9	95	10.6	21	0
M.Floyd	5	95	19.0	50	0
D.Woodhead	4	63	12.6	25	0
B.Oliver	4	40	10.0	14	0
L.Green	3	35	11.7	19	1
D.Limari	3	18	6.0	9	1
Total	43	503	11.7	50	2

INTERCEPTIONS	NO	YDS	AVG	LG	TD
Total	0	0	0.0	0	0

PUNTING	NO	YDS	AVG	NET	TB	INT20	LG
M.Schires	3	117	39.0	26.3	1	0	44
Total	3	117	39.0	26.3	1	0	44

PUNT RETURNS	NO	YDS	AVG	FC	LG	TD
J.Jones	2	-7	-3.5	1	-2	0
(out of bounds)	1	0	0.0	0	0	0
Returns	2	-7	-3.5	1	-2	0

KICK RETURNS	NO	YDS	AVG	FC	LG	TD
J.Jones	3	55	18.3	0	21	0
(back)	0	0	0.0	0	0	0
Returns	3	55	18.3	0	21	0

FUMBLES	Fum	Lost	Rec	Yds	TD	FF	Rec	Yds	TD	Out
M.Gordon	2	1	0	0	0	0	0	0	0	0
D.Fulker	0	0	1	0	0	0	0	0	0	0
D.Perryman	0	0	0	0	0	1	0	0	0	0
Returns	3	55	18.3	0	21	0	0	0	0	0

Green Bay Packers

RUSHING	ATT	YDS	AVG	LG	TD
J.Starks	10	112	11.2	63	1
A.Rodgers	2	14	7.0	15	0
T.Montgomery	1	4	4.0	4	0
E.Lacy	4	3	.8	3	0
Total	17	133	7.8	63	1

PASSING	ATT	CMP	YDS	SK/YD	TD	LG	INT	RT
A.Rodgers	29	16	255	3/18	2	46	0	107.7
Total	29	16	255	3/18	2	46	0	107.7

PASS RECEIVING	NO	YDS	AVG	LG	TD
J.Janis	7	79	39.5	46	0
R.Cobb	2	38	19.0	25	0
R.Rodgers	2	34	17.0	25	0
J.Jones	2	30	15.0	22	1
J.Kuhn	2	20	10.0	10	0
E.Lacy	2	17	8.5	12	0
T.Montgomery	2	11	5.5	6	0
J.Perrillo	1	21	21.0	21	1
J.Starks	1	5	5.0	5	1
Total	16	255	15.9	46	2

INTERCEPTIONS	NO	YDS	AVG	LG	TD
Total	0	0	0.0	0	0

PUNTING	NO	YDS	AVG	NET	TB	INT20	LG
T.Masthay	4	162	40.5	42.3	0	2	50
Total	4	162	40.5	42.3	0	2	50

PUNT RETURNS	NO	YDS	AVG	FC	LG	TD
M.Hyde	2	18	9.0	0	16	0
(back)	1	0	0.0	0	0	0
Returns	2	18	9.0	0	16	0

KICK RETURNS	NO	YDS	AVG	FC	LG	TD
J.Abrams	1	30	30.0	0	30	0
T.Montgomery	1	29	29.0	0	29	0
J.Treter	1	0	0.0	0	0	0
(back)	1	0	0.0	0	0	0
Returns	3	59	19.7	0	30	0

FUMBLES	Fum	Lost	Rec	Yds	TD	FF	Rec	Yds	TD	Out
E.Lacy	1	0	0	0	0	0	0	0	0	0
T.Lang	0	0	1	0	0	0	0	0	0	0
H.Cinton-Dix	0	0	0	0	0	1	0	0	0	0
M.Neal	0	0	0	0	0	0	0	0	0	0
C.Matthews	1	0	1	0	0	2	1	0	0	0
Total	2	1	1	0	0	2	1	0	0	0

TOTAL FIRST DOWNS	Chargers	Home
By Rushing	4	3
By Passing	26	11
By Penalty	3	3
THIRD-DOWN EFFICIENCY	9-18-50%	3-9-33%
FOURTH-DOWN EFFICIENCY	1-3-33%	0-0-0%
TOTAL NET YARDS	548	370
Total Offensive Plays	89	49
Average gain per offensive play	6.2	7.6
NET YARDS RUSHING	60	133
Total Rushing Plays	21	17
Average gain per rushing play	2.9	7.8
Tackles for a loss-number and yards	5-7	2-5
NET YARDS PASSING	488	237
Times thrown - yards still to pass	3-15	3-18
Gross yards passing	503	255
PASS ATT-COMP-INT	65-43-0	29-16-0
Average gain per pass play	7.2	7.4
KICKOFFS Number-In EZ-Touchbacks	4-2-1	6-5-3
PUNTS Number and Average	3-39.0	4-40.5
Head Blocked	0	0

Fgs - PATs had blocked	Chargers	Home
Net Punting Average	26.3	42.3
TOTAL RETURN YARDS (not inc. kickoffs)	7	18
No. and Yards Punt Returns	2-7	2-18
No. and Yards Kickoff Returns	3-55	3-59
No. and Yards Interception Returns	0-0	0-0
PENALTIES Number and Yards	9-76	6-50
TOUCHDOWNS	2-1	1-0
Rushing	2	3
Passing	0	1
EXTRA POINTS Made-Attempts	2-2	3-3
Kicking Made-Attempts	2-2	3-3
FIELD GOALS Made-Attempts	2-2	2-2
RED-ZONE EFFICIENCY	2-6-33%	2-4-50%
GOAL-TO-GO EFFICIENCY	1-	

DENVER -- The Denver Broncos found some offense to go with all that defense, powering their way past the Green Bay Packers. In only the fourth meeting of teams 5-0 or better, Peyton Manning tied Brett Favre's NFL record with his 186th regular-season win and Denver's defense rattled Aaron Rodgers into one of the worst games of his career in the Broncos' 29-10 victory Sunday night. Wearing the blue jerseys they did in beating the Packers for their first Super Bowl win in 1997, the Broncos pried it on in the fourth quarter when DeMarcus Ware sacked Rodgers and the ball ended up in the end zone for a safety.

The Broncos improved to 7-0 for the first time since 1998, when they won the Super Bowl after finishing 14-2. The Packers (6-1) fell from the unbeaten ranks, throttled not only by the league's stingiest defense but by a quarterback who finally looked like a five-time MVP and not a creaky 39-year-old learning a new system.

Although neither quarterback threw for a touchdown, Manning threw for 340 yards on 21-of-29 passing and the bootlegs worked nicely. Rodgers was sacked three times and the Packers had just 140 yards of total offense to Denver's 500.

Ronnie Hillman ran for two touchdowns and when he was on the sideline with a sore thigh, C.J. Anderson ran through a defense missing Clay Matthews for a 28-yard score, his first of the season, to put Denver up by two TDs late in the third quarter.

Both Matthews and Hillman returned the next series.

Anderson ran for 101 yards and Hillman 60, and Demaryius Thomas caught eight passes for 168 yards.

Also making a sudden appearance in Denver's offense were the tight ends - as targets. Fred up from blocking with the offensive line meshing like it hadn't all season, they gave Manning an option over the middle he'd been missing since losing Julius Thomas and Jacob Tamme to free agency.

Virgil Green caught three passes for 61 yards and Owen Daniels had three for 44.

The Packers came into the game leading the league with 66 first-quarter points, but Rodgers was hit four times on Green Bay's first drive as the Broncos' pass rush hemmed him in and didn't let him loop around for his patented re-sets.

After that, he started getting rid of the ball much quicker, but those quick throws didn't lead to anything until midway through the second quarter when he drove the Packers 80 yards in 10 plays with Eddie Lacy scoring from 2 yards out to make it 17-7 at the half. Mason Crosby's 56-yard field goal on the first drive after the break pulled the Packers to within a touchdown.

OFFICIALS — Referee: John Parry (132); Umpire: Mark Pellis (131); Head Linesman: Greg Bradley (98); Line Judge: Mark Periman (9); Side Judge: Greg Gautreaux (80); Field Judge: Jabir Walker (26); Back Judge: Perry Paganello (46); Replay Official: Bob McGrath

STARTING LINEUPS

Green Bay Packers			Denver Broncos		
Offense	Defense		Offense	Defense	
WR 17 D.Adams	NOSE 90 B.Hail		WR 88 D.Thomas	DE 95 D.Woole	
LT 69 D.Bakhtiari	LT 78 M.Daniels		LT 69 R.Harris	NT 92 S.Williams	
LG 71 J.Silton	LOLB 56 J.Perpaps		LG 68 E.Mattins	DE 97 M.Jackson	
C 63 C.Linsley	BLB 51 M.Balmer		C 61 M.Paradis	SLB 58 V.Miller	
RT 70 T.Lang	MLB 52 C.Matthews		RG 6 L.Vasquez	WLB 94 D.Ware	
FB 75 B.Bulaga	ROLB 96 M.Meal		RT 79 M.Schrofield	ILB 54 B.Mershall	
TE 82 R.Rodgers	LCB 29 C.Harvard		TE 81 O.Daniels	ILB 59 D.Trautman	
WR 18 R.Cobb	RCB 37 S.Shields		WR 10 E.Sanders	LCB 21 A.Trath	
WR 89 J.Jones	CB 33 M.Hyde		WR 23 R.Hillman	RCB 25 C.Harris	
CB 12 A.Rodgers	SS 42 M.Burnett		CB 18 P.Manning	SS 43 T.Ward	
RB 27 E.Lacy	FS 21 H.Hinton-Dix		TE 85 V.Green	CB 29 B.Roby	

GREEN BAY SUBSTITUTIONS — K 2 M.Crosby, P 8 T.McShay, QB 16 S.Tozien, FB 22 A.Ripkowsky, CB 23 D.Randall, CB 24 O.Rollins, FB 30 J.Klein, SB 32 C.Bentz, CB 39 D.Goodson, RB 44 J.Starks, RB 46 A.Harris, WR 47 J.Ryan, LB 48 J.Thomas, LB 53 N.Perry, LS 61 B.Goode, DT 64 M.Peraini, TG 67 D.Bacary, CG 73 J.Freiter, TE 80 J.Peraini, WR 83 J.Jarvis, WR 84 J.Abbaderti, LB 91 J.Elliott, DE 95 D.Jones, DT 98 L.Gilton.

INACTIVES — QB 7 B.Hundley, CB 36 L.Gunter, LB 55 A.Mulumba, G 65 L.Laylor, G 79 J.Walker, TE 86 K.Backman, WR 88 T.Montgomery.

FIELD GOALS (made / & missed)

Team	Player	Time	Yards	Result
Green Bay Packers	M.Crosby	1:00	56	Missed
Denver Broncos	B.Michaluk	1:00	7	Missed

GREEN BAY DEFENSIVE STATISTICS (Official)

Team	Player	Att	Comp	Yds	Sk	TD	Int	Pass Def
Green Bay Packers	D.Jones	2	1	3	0	0	0	0-0
Denver Broncos	N.Perry	1	2	3	0	0	0	0-0

GREEN BAY DEFENSIVE STATISTICS (Official)

Team	Player	Att	Comp	Yds	Sk	TD	Int	Pass Def
Green Bay Packers	D.Jones	2	1	3	0	0	0	0-0
Denver Broncos	N.Perry	1	2	3	0	0	0	0-0

Green Bay Packers

Player	Att	Yds	Avg	LG	TD
RUSHING	11	38	3.5	15	1
E.Lacy	2	31	15.5	17	0
A.Rodgers	1	10	10.0	10	0
R.Cobb	5	9	1.8	4	0
J.Starks	2	2	1.0	2	0
A.Harris	2	2	1.0	2	0
Total	21	90	4.3	17	1

Denver Broncos

Player	Att	Yds	Avg	LG	TD
RUSHING	14	101	7.2	28	2
C.Anderson	19	60	3.2	16	1
R.Hillman	1	60	60.0	60	0
J.Thompson	1	-1	-1.0	-1	0
Total	34	160	4.7	28	3

Green Bay Packers

Player	Att	Comp	Yds	Sk	TD	LG	Int	Pass Def
PASSING	22	14	77	3/27	0	17	0	69.7
A.Rodgers	22	14	77	3/27	0	17	0	69.7
Total	22	14	77	3/27	0	17	0	69.7

Denver Broncos

Player	Att	Comp	Yds	Sk	TD	LG	Int	Pass Def
PASSING	29	21	340	0/0	0	47	1	95.9
P.Manning	29	21	340	0/0	0	47	1	95.9
Total	29	21	340	0/0	0	47	1	95.9

Green Bay Packers

Player	Att	Comp	Yds	Sk	TD	LG	Int	Pass Def
PASSING	6	2	27	4/5	0	17	0	0
R.Cobb	2	1	16	0/0	0	11	0	0
R.Rodgers	2	1	11	0/0	0	11	0	0
J.Starks	1	0	0	0/0	0	0	0	0
E.Lacy	1	0	0	0/0	0	0	0	0
A.Rodgers	1	0	0	0/0	0	0	0	0
J.Perrin	1	0	0	0/0	0	0	0	0
J.Jones	1	0	0	0/0	0	0	0	0
Total	14	7	27	4/5	0	17	0	0

Denver Broncos

Player	Att	Comp	Yds	Sk	TD	LG	Int	Pass Def
PASSING	29	21	340	0/0	0	47	1	95.9
P.Manning	29	21	340	0/0	0	47	1	95.9
Total	29	21	340	0/0	0	47	1	95.9

Green Bay Packers

Player	Att	Comp	Yds	Sk	TD	LG	Int	Pass Def
PASSING	22	14	77	3/27	0	17	0	69.7
A.Rodgers	22	14	77	3/27	0	17	0	69.7
Total	22	14	77	3/27	0	17	0	69.7

Denver Broncos

Player	Att	Comp	Yds	Sk	TD	LG	Int	Pass Def
PASSING	29	21	340	0/0	0	47	1	95.9
P.Manning	29	21	340	0/0	0	47	1	95.9
Total	29	21	340	0/0	0	47	1	95.9

Green Bay Packers

Player	Att	Comp	Yds	Sk	TD	LG	Int	Pass Def
PASSING	6	2	27	4/5	0	17	0	0
R.Cobb	2	1	16	0/0	0	11	0	0
R.Rodgers	2	1	11	0/0	0	11	0	0
J.Starks	1	0	0	0/0	0	0	0	0
E.Lacy	1	0	0	0/0	0	0	0	0
A.Rodgers	1	0	0	0/0	0	0	0	0
J.Perrin	1	0	0	0/0	0	0	0	0
J.Jones	1	0	0	0/0	0	0	0	0
Total	14	7	27	4/5	0	17	0	0

Denver Broncos

Player	Att	Comp	Yds	Sk	TD	LG	Int	Pass Def
PASSING	29	21	340	0/0	0	47	1	95.9
P.Manning	29	21	340	0/0	0	47	1	95.9
Total	29	21	340	0/0	0	47	1	95.9

Green Bay Packers

Player	Att	Comp	Yds	Sk	TD	LG	Int	Pass Def
PASSING	6	2	27	4/5	0	17	0	0
R.Cobb	2	1	16	0/0	0	11	0	0
R.Rodgers	2	1	11	0/0	0	11	0	0
J.Starks	1	0	0	0/0	0	0	0	0
E.Lacy	1	0	0	0/0	0	0	0	0
A.Rodgers	1	0	0	0/0	0	0	0	0
J.Perrin	1	0	0	0/0	0	0	0	0
J.Jones	1	0	0	0/0	0	0	0	0
Total	14	7	27	4/5	0	17	0	0

Denver Broncos

Player	Att	Comp	Yds	Sk	TD	LG	Int	Pass Def
PASSING	29	21	340	0/0	0	47	1	95.9
P.Manning	29	21	340	0/0	0	47	1	95.9
Total	29	21	340	0/0	0	47	1	95.9

Green Bay Packers

Player	Att	Comp	Yds	Sk	TD	LG	Int	Pass Def
PASSING	6	2	27	4/5	0	17	0	0
R.Cobb	2	1	16	0/0	0	11	0	0
R.Rodgers	2	1	11	0/0	0	11	0	0
J.Starks	1	0	0	0/0	0	0	0	0
E.Lacy	1	0	0	0/0	0	0	0	0
A.Rodgers	1	0	0	0/0	0	0	0	0
J.Perrin	1	0	0	0/0	0	0	0	0
J.Jones	1	0	0	0/0	0	0	0	0
Total	14	7	27	4/5	0	17	0	0

Denver Broncos

Player	Att	Comp	Yds	Sk	TD	LG	Int	Pass Def
PASSING	29	21	340	0/0	0	47	1	95.9
P.Manning	29	21	340	0/0	0	47	1	95.9
Total	29	21	340	0/0	0	47	1	95.9

Green Bay Packers

Player	Att	Comp	Yds	Sk	TD	LG	Int	Pass Def
PASSING	6	2	27	4/5	0	17	0	0
R.Cobb	2	1	16	0/0	0	11	0	0
R.Rodgers	2	1	11	0/0	0	11	0	0
J.Starks	1	0	0	0/0	0	0	0	0
E.Lacy	1	0	0	0/0	0	0	0	0
A.Rodgers	1	0	0	0/0	0	0	0	0
J.Perrin	1	0	0	0/0	0	0	0	0
J.Jones	1	0	0	0/0	0	0	0	0
Total	14	7	27	4/5	0	17	0	0

Denver Broncos

Player	Att	Comp	Yds	Sk	TD	LG	Int	Pass Def
PASSING	29	21	340	0/0	0	47	1	95.9
P.Manning	29	21	340	0/0	0	47	1	95.9
Total	29	21	340	0/0	0	47	1	95.9

Green Bay Packers

Player	Att	Comp	Yds	Sk	TD	LG	Int	Pass Def
PASSING	6	2	27	4/5	0	17	0	0
R.Cobb	2	1	16	0/0	0	11	0	0
R.Rodgers	2	1	11	0/0	0	11	0	0
J.Starks	1	0	0	0/0	0	0	0	0
E.Lacy	1	0	0	0/0	0	0	0	0
A.Rodgers	1	0	0	0/0	0	0	0	0
J.Perrin	1	0	0	0/0	0	0	0	0
J.Jones	1	0	0	0/0	0	0	0	0
Total	14	7	27	4/5	0	17	0	0

Denver Broncos

Player	Att	Comp	Yds	Sk	TD	LG	Int	Pass Def
PASSING	29	21	340	0/0	0	47	1	95.9
P.Manning	29	21						

CHARLOTTE, N.C. — Cam Newton was determined to protect the Carolina Panthers' house on Sunday at all costs. That meant the fifth-year quarterback taking down the Packers by throwing for three touchdowns and running for another in a 37-29 win.

Newton threw for 297 yards as the Panthers (8-0) took an important step toward securing home-field advantage throughout the NFC playoffs. Every other NFC team has at least two losses, including the Packers (6-2).

Carolina has now won 12 straight regular-season games, including seven straight at home.

Carolina led by 23 points in the fourth quarter before Aaron Rodgers railed Green Bay and nearly gave the Packers a chance to extend the game into overtime.

Rodgers threw for 369 yards and four TDs, but couldn't take advantage of one of Newton's few mistakes: an interception with 3:38 left in the game that gave the Packers the ball at the Carolina 22. Down by 8, Rodgers' fourth-and-goal pass from the Carolina 4 was intercepted by linebacker Thomas Davis.

It capped a frustrating day for the Packers. It was the second straight game the Panthers nearly surrendered a commanding fourth-quarter lead. Carolina lost a 17-point lead on Monday night to Indianapolis before rallying to win 29-26 in overtime. Coach Ron Rivera said the Panthers can't put themselves in that position.

Carolina outscored Green Bay 24-0 in the second quarter to open a 27-7 halftime lead behind three Newton scores. The dual-threat quarterback was dominant in the first half, throwing for 209 yards and two touchdowns and rushing for 37 yards and another score.

The Packers opened the game in man coverage and Newton made them pay right away by finding huge holes to run through for big gains. Carolina also had a bevy of big plays in the passing game. Carolina's first score set up by a 59-yard pass to Jericho Cotchery. Newton gave Carolina the lead for good at 10:7 with a 52-yard pass to rookie Devin Funchess leading to a 7-yard TD pass to Greg Olsen. Later, he came back with a 39-yard touchdown strike to Corey Brown with 41 seconds left in the half.

He also scored his 38th career TD rushing in the first half, moving into a tie for second place all-time among quarterbacks with Kordell Stewart. Only Steve Young (43) has more.

Newton repeatedly vented after rookie cornerback Damarious Randall, and the Panthers, despite playing without top defensive end Charles Johnson, kept pressure on Rodgers all day.

Still, Rodgers wouldn't give in. He 29-yard TD pass to James Starks and a 2-point conversion toss to Dante Adams cut the lead to 15. Then, on fourth-and-14, Rodgers rolled to his left evading three pass rushers and fired over the middle on the run to James Jones for a 36-yard completion to keep Green Bay's hopes alive. Rodgers completed the drive with a 3-yard pass to Richard Rodgers, his second touchdown of the game, to cut the lead to 37-29.

OFFICIALS — Referee: Gene Steratore (114); Umpire: Barry Anderson (20); Head Linesman: Ed Walker (123); Line Judge: Gary Arthur (108); Side Judge: Bob Waggoner (25); Field Judge: Mike Weatherford (116); Back Judge: Dino Paganeli (105); Replay Official: Darryll Lewis

STARTING LINEUPS

Green Bay Packers		Carolina Panthers	
Offense	Defense	Offense	Defense
WR 17 D.Akins	DE 98 L.Balon	WR 19 T.Ginn	LDE 94 K.Ealy
LT 69 D.Bakhtiari	MOSE 90 B.Haji	LT 73 M.Oher	LDT 98 S.Lobulelei
LG 71 J.Shton	DT 76 M.Daniels	LG 66 A.Silatu	RDT 99 K.Short
C 63 C.Linsley	LOB 96 M.Neal	C 67 R.Kail	RDE 66 J.Alien
RG 70 T.Lano	BLB 51 N.Palmer	RG 70 T.Turner	SLB 54 S.Thompson
RT 75 B.Buaga	MLB 52 C.Matthews	RT 72 M.Ramners	SLB 59 L.Kuehly
TE 82 R.Rodgers	ROLB 56 J.Peppers	TE 88 G.Olsen	WLB 58 T.Davis
WR 18 R.Cobb	RCB 23 C.Hayward	WR 10 C.Brown	LCB 31 J.Norman
QB 12 A.Rodgers	LCB 29 D.Randall	QB 1 C.Newton	RCB 24 C.Hillman
RB 27 J.Kuhn	SS 42 M.Barnett	SS 28 E.Dickson	TE 41 K.Holper
FB 30 J.Klein	FS 21 H.Ginton-Dix	FS 24 J.Stewart	SS 40 K.Coleman

FIELD GOALS (made / & missed)

Team	Qtr	Time	Play Description (Extra Point/Drive Info)	Yards	Result
Green Bay Packers	1	10:12	G.Gano 20 yd Field Goal (9-58, 4-48)	20	1-0
Carolina Panthers	1	0:55	R.Rodgers 3 yd pass from A.Rodgers (M.Crosby kick) (11-65, 5-51)	3	0-1
Carolina Panthers	2	12:09	C.Newton 1 yd run (G.Gano kick) (7-80, 3-46)	1	0-2
Carolina Panthers	2	8:55	G.Olsen 7 yd pass from C.Newton (G.Gano kick) (3-62, 1-24)	7	0-3
Carolina Panthers	2	0:41	G.Olsen 49 yd Field Goal (6-20, 2-55)	49	0-4
Carolina Panthers	2	0:31	C.Brown 39 yd pass from C.Newton (G.Gano kick) (4-52, 1-12)	39	0-5
Carolina Panthers	3	14:00	R.Cobb 53 yd pass from A.Rodgers (M.Crosby kick) (3-90, 1-10)	53	0-6
Carolina Panthers	3	4:48	G.Gano 22 yd Field Goal (13-82, 6-35)	22	0-7
Carolina Panthers	4	4:48	D.Funchess 14 yd pass from C.Newton (G.Gano kick) (5-74, 2-21)	14	0-8
Carolina Panthers	4	7:52	J.Starks 29 yd pass from A.Rodgers (A.Rodgers/D.Adams pass) (6-79, 1-28)	29	0-9
Carolina Panthers	4	3:43	R.Rodgers 3 yd pass from A.Rodgers (M.Crosby kick) (8-72, 2-38)	3	0-10

GREEN BAY DEFENSIVE STATISTICS (Official)

UT	A	TEL	TI	SK	QB	FF	FB	INT	PD
M.Burnett	6	3	1	9	0-0	1	0	0	2
N.Perry	5	2	1	7	0-0	0	0	0	1
C.Matthews	4	3	0	7	0-0	0	0	0	0
H.Clinton-Dix	3	4	0	7	0-0	0	0	0	0
J.Ryan	4	2	1	6	0-0	0	0	0	0
D.Randall	5	0	0	5	0-0	0	0	1	4
D.Goodson	4	1	0	5	0-0	0	0	0	0
M.Daniels	4	0	1	4	0-0	1	0	0	0
C.Hayward	2	1	1	3	0-0	0	0	0	1
Totals	43	24	5	67	0-0	4	0	0	1-4

Green Bay Packers											
RUSHING	ATT	YDS	AVG	LG	TD	PASSING	ATT	CMP	YDS	SK/YD	TD
J.Starks	10	22	3.9	15	0	A.Rodgers	48	25	369	5/38	4
A.Rodgers	4	39	5.5	8	0	Total	48	25	369	5/38	4
E.Lacy	5	10	2.0	7	0						
Totals	19	71	3.7	15	0						

Carolina Panthers											
RUSHING	ATT	YDS	AVG	LG	TD	PASSING	ATT	CMP	YDS	SK/YD	TD
J.Stewart	20	66	3.3	14	0	C.Newton	30	15	297	0/0	3
C.Newton	9	57	6.3	23	1	Total	30	15	297	0/0	3
F.Whiteaker	2	13	6.5	10	0						
M.Tolbert	3	7	2.3	4	0						
J.Weib	1	-1	-1.0	-1	0						
C.Brown	1	-12	-12.0	-12	0						
Totals	36	130	3.6	23	1						

Green Bay Packers											
PASS RECEIVING	NO	YDS	AVG	LG	TD	PASS RECEIVING	NO	YDS	AVG	LG	TD
D.Adams	7	93	13.3	40	0	G.Olsen	4	66	16.5	24	1
J.Starks	6	83	13.8	30	0	J.Cotchery	3	82	27.3	39	0
R.Cobb	5	19	3.8	7	2	D.Funchess	3	71	23.7	52	1
A.Rodgers	4	99	24.8	53	1	C.Brown	2	50	25.0	39	1
J.Jones	2	57	28.5	36	0	T.Ginn	2	20	10.0	6	0
A.Ripkowski	1	18	18.0	18	0	E.Dickson	1	6	6.0	2	0
Totals	25	369	14.8	53	4	J.Stewart	1	2	2.0	0	0

Green Bay Packers											
INTERCEPTIONS	NO	YDS	AVG	LG	TD	INTERCEPTIONS	NO	YDS	AVG	LG	TD
D.Randall	1	4	4.0	4	0	T.Davis	1	-1	-1.0	-1	0
Totals	1	4	4.0	4	0	Totals	1	-1	-1.0	-1	0

Green Bay Packers												
PUNTING	NO	YDS	AVG	NET	TB	INT	NO	YDS	AVG	NET	TB	INT
T.Masthay	8	357	44.6	40.3	0	2	B.Norman	6	289	48.2	45.2	0
Totals	8	357	44.6	40.3	0	2	Totals	6	289	48.2	45.2	0

Green Bay Packers													
PUNT RETURNS	NO	YDS	AVG	FC	LG	TD	PUNT RETURNS	NO	YDS	AVG	FC	LG	TD
M.Hyde	4	18	4.5	1	15	0	T.Ginn	5	35	7.0	0	11	0
(out of bounds)	1	0	0.0	0	0	0	(downed)	2	0	0.0	0	0	0
Returns	4	18	4.5	1	15	0	Returns	5	35	7.0	0	11	0

Green Bay Packers													
KICK RETURNS	NO	YDS	AVG	FC	LG	TD	KICK RETURNS	NO	YDS	AVG	FC	LG	TD
M.Hyde	3	71	23.7	0	30	0	J.Weib	1	25	25.0	0	25	0
(tback)	5	0	0.0	0	0	0	T.Ginn	1	8	8.0	0	8	0
Returns	3	71	23.7	0	30	0	Returns	2	33	16.5	0	25	0

Green Bay Packers										
FUMBLES	Fum	Lost	Rec	Yds	TD	FF	Rec	Yds	TD	Out
A.Rodgers	1	0	1	0	0	0	0	0	0	0
E.Lacy	1	1	0	0	0	0	0	0	0	0
Total	2	1	1	0	0	0	0	0	0	0

Green Bay Packers																			
TOTAL FIRST DOWNS	By Rushing	By Passing	By Penalty	THIRD-DOWN EFFICIENCY	FOURTH-DOWN EFFICIENCY	TOTAL NET YARDS	Total Offense Plays	Average gain per offensive play	NET YARDS RUSHING	Average gain per rushing play	NET YARDS PASSING	Tackles for a loss-number and yards	Times thrown - yards still att. to pass	Gross yards passing	PASS ATT-COMP-INT	Average gain per pass play	KICKOFFS Number-in EZ-Touchbacks	PUNTS Number and Average	Head Blocked
21	3	16	2	3-14-21%	5-15-33%	402	72	5.6	71	3.7	331	2-2	5-38	369	297	30-15-1	5-3-3	6-48-2	0
9	10	1	2	5-15-33%	0-0-0%	427	66	6.5	130	3.6	297	5-24	0-0	297	30-15-1	8-7-5	6-48-2	0	
3	3	1	1	0-0-0%	0-0-0%	427	66	6.5	130	3.6	297	5-24	0-0	297	30-15-1	8-7-5	6-48-2	0	

Carolina Panthers																
Fgs - PATs had blocked	Net Punting Average	TOTAL RETURN YARDS (incl inc. kickoffs)	No. and Yards Punt Returns	No. and Yards Kickoff Returns	No. and Yards Interception Returns	FUMBLES Number and Lost	TOUCHDOWNS	EXTRA POINTS Made-Attempts	Kicking Made-Attempts	Passing Made-Attempts	FIELD GOALS Made-Attempts	RED-ZONE EFFICIENCY	GOAL-TO-GO EFFICIENCY	SAFETIES	FINAL SCORE	TIME OF POSSESSION
0-0	40.3	22	4-18	3-21	1-1	2-1	4	4-4	3-3	1-1	0-0	3-5-60%	2-3-67%	0	37:12	
0-0	40.3	22	4-18	3-21	1-1	2-1	4	4-4	3-3	1-1	0-0	3-5-60%	2-3-67%	0	37:12	

MINNEAPOLIS — The Green Bay Packers were in a funk, booed by their loyal fans the week before and passed by the Minnesota Vikings in the NFC North. Aaron Rodgers said the Packers responded with a resolute victory.

Rodgers threw for a pair of touchdown passes without a routine victory. Dalton Jones had two of Green Bay's six sacks and Eddie Lacy contributed a season-high 100 yards rushing to help the Packers beat the Vikings 30-13 on Sunday and stop a three-game losing streak.

James Jones had six catches for 109 yards after several quiet games and Mason Crosby made all five of his field goal tries, lifting the Packers (7-3) to their 10th win over the Vikings in the last 11 meetings with Rodgers at quarterback. He has thrown for 28 touchdown passes with just three interceptions in those games.

From Lacy to Crosby to the two-time NFL MVP Rodgers, the underperforming Packers bounced back in a big way to post the highest score against the Vikings this season.

Rodgers was ho-hum 16-for-34 for 212 yards but brilliant when he needed to be on third-down scoring passes to Jones and Randall Cobb. The Vikings (7-3) had their five-game winning streak shoved back in their face by a proud Packers team that clearly wasn't ready to concede a division if not for four straight times. The rematch is on Jan. 3 in Green Bay.

Paddy Bridgewater took back-to-back sacks to prompt a punt on the next possession, all but sealing the first loss by the Vikings at home in eight games since the Packers won here almost exactly a year ago.

Right after the ugliest of their three straight defeats, an 18-16 decision at home against Detroit, Rodgers and the Packers roared back with a vintage performance against the Vikings to the delight of the energy fans chanting "Go, Pack, Go!" throughout the evening.

The Packers used a 50-yard pass interference penalty on Terence Newman, who was covering left tackle on third-and-15 from the 15, to set up the 10-yard touchdown toss by Rodgers to Cobb with 10 seconds left in the first half. An illegal-contact call on Anthony Barr during a third-down incompleting game Rodgers yet another opportunity on that defining drive.

On the first play of the fourth quarter, Rodgers rolled right on third-and-9 and zinged the ball to Jones at the edge of the end zone for a 27-yard score on the shoveled the two-point conversion pass to Jones, too, for a 27-13 lead.

After Rodgers attempted 61 passes against the Lions and came away with a sore shoulder, the Packers were determined to re-establish Lacy and James Starks between the tackles.

Bridgewater took quite a bruising, leaving the game briefly with an injury to his left shoulder but still finishing 25 for 37 for 296 yards and a touchdown without any turnovers. The Packers went without a sack on their entire three-game losing streak.

Peterson, the NFL's leading rusher who passed the 1,000-yard mark for a seventh season, averaged 116 yards over the first 15 times he played the Packers with four games of 150-plus yards.

OFFICIALS — Referee: Walt Coleman (65); Umpire: Carl Paganelli (124); Head Linesman: Jerry Bergman (91); Line Judge: Kevin Codery (16); Side Judge: Jon Luchiansky (69); Field Judge: Boris Creek (41); Back Judge: Rich Martinez (39); Replay Official: Louis Mazzaro

STARTING LINEUPS

Green Bay Packers

Offense	Defense
WR 17 D.Aarons	DE 98 L.Sutton
LT 69 D.Daquiri	DT 90 B.Ball
LG 71 J.Stilton	DT 76 M.Daniels
C 63 C.Linsley	LB 96 M.Ahale
RG 70 T.Lano	BLB 51 N.Palmer
RT 75 B.Buaga	MLB 52 C.Matthews
TE 82 R.Rodgers	ROLB 56 J.Peppers
WR 18 R.Cobb	LCB 23 D.Handall
WR 89 S.Shields	RCB 37 S.Shields
QB 12 A.Rodgers	SS 42 M.Burnett
RB 44 J.Starks	FS 21 H.Climton-Dix

Minnesota Vikings

Offense	Defense
WR 14 S.Diggs	LDE 96 B.Robison
LT 75 M.Kahl	DT 73 S.Hoyd
LG 63 B.Fusco	NT 98 L.Joseph
C 61 J.Berger	RDE 97 E.Giffen
RG 79 M.Harris	MLB 54 E.Kendricks
RT 68 T.Gemmings	SLB 55 A.Barr
TE 62 K.Rudolph	LOB 23 T.Nevman
WR 48 Z.Line	RCB 29 X.Rhodes
WR 11 M.Wellace	DB 24 C.Munnery
QB 28 A.Peterson	SS 54 A.Sandelo
FS 22 H.Smith	CB 32 H.Sandelo

GREEN BAY SUBSTITUTIONS — K 2 M.Crosby, P 8 T.Masthay, FB 22 A.Ripkowski, CB 24 O.Rollins, RB 27 E.Lacy, CB 29 C.Hayward, FB 30 J.Kuhn, S 32 C.Baino, DB 33 M.Hyde, CB 33 D.Goodson, LB 47 J.Fyan, LB 48 J.Holmes, LB 53 N.Perry, LS 61 B.Goode, DT 64 M.Pennel, TB 67 D.Barclay, C/G 73 J.Treiter, W 89 J.Walker, TE 80 J.Perrillo, TE 86 K.Backman, LB 91 J.Elliott, DE 95 D.Jones. **DID NOT PLAY** — OT 16 S.Tozien, **INACTIVES** — OB 7 B.Hundley, CB 36 L.Lunter, RB 46 A.Harris, LB 55 A.Mulumba, G 65 L.Taylor, WR 84 J.Abbrederis, WR 88 T.Montgomery.

FIELD GOALS (made / & missed)

M.Crosby	(4/2) (4/7) (4/0) (4/2) (5/2)
Green Bay Packers	1 / 2 / 3 / 4 / OT / Total
Minnesota Vikings	6 / 6 / 0 / 0 / 0 / 13

	Green Bay Packers					Minnesota Vikings				
	ATT	YDS	AVG	LG	TD	ATT	YDS	AVG	LG	TD
RUSHING	22	100	4.5	27	0	13	45	3.5	11	1
E.Lacy	8	14	1.8	9	0	4	10.8	18	9	0
J.Starks	3	6	2.0	8	0	1	6	6.0	6	0
A.Rodgers	1	4	4.0	4	0	6	6.0	6	6	0
J.Kuhn	34	124	3.6	27	0	18	94	5.2	18	1
PASSING	34	16	212	2/16	2	37	0	86.9	18	1
A.Rodgers	34	16	212	2/16	2	37	0	86.9	18	1
PASS RECEIVING	34	16	212	2/16	2	37	0	86.9	18	1
J.Jones	6	109	18.2	37	1	6	106	17.7	47	1
D.Aarons	3	36	12.0	16	0	5	66	11.0	17	0
R.Rodgers	3	7	2.3	4	0	4	50	12.5	18	0
R.Cobb	2	24	12.0	14	1	2	19	9.5	18	0
J.Starks	1	30	30.0	30	0	2	15	8.0	10	0
E.Lacy	1	6	6.0	6	0	1	15	7.5	13	0
INTERCEPTIONS	0	0	0.0	0	0	0	0	0.0	0	0
PUNTING	4	152	38.0	38.0	0	2	50	25.0	50	0
T.Masthay	4	152	38.0	38.0	0	2	50	25.0	50	0
PUNT RETURNS	2	9	4.5	3	0	1	0	0.0	0	0
R.Cobb	1	0	0.0	0	0	0	0	0.0	0	0
(back)	1	9	4.5	3	0	1	0	0.0	0	0
KICK RETURNS	2	83	41.5	0	0	0	0	0.0	0	0
J.Jones	2	83	41.5	0	0	0	0	0.0	0	0
(back)	1	0	0.0	0	0	0	0	0.0	0	0
FUMBLES	0	0	0.0	0	0	0	0	0.0	0	0
M.Burnett	0	0	0.0	0	0	0	0	0.0	0	0
S.Shields	0	0	0.0	0	0	0	0	0.0	0	0
Total	0	0	0.0	0	0	1	1	1.0	0	0

	Visitor	Home
TOTAL FIRST DOWNS	19	16
By Rushing	6	5
By Passing	10	11
By Penalty	3	0
THIRD-DOWN EFFICIENCY	6-16-38%	5-13-38%
FOURTH-DOWN EFFICIENCY	0-0-0%	0-2-0%
TOTAL NET YARDS	320	342
Total Offensive Plays	70	82
Average gain per offensive play	4.6	5.5
NET YARDS RUSHING	124	94
Total Rushing Plays	34	18
Average gain per rushing play	3.6	5.2
Tackles for a loss-number and yards	5-12	3-7
NET YARDS PASSING	196	248
Times thrown - yards lost to pass	2-16	6-48
Gross yards passing	212	296
PASS AT-COMP-INT	34-16-0	38-25-0
Average gain per pass play	5.4	5.6
KICKOFFS Number-In EZ-Touchbacks	8-4-2	3-2-1
PUNTS Number and Average	4-38.0	6-40.8
Had Blocked	0	0

	Visitor	Home
Fgs - PATs had blocked	0-0	0-0
Net Punting Average	38.0	36.0
TOTAL RETURN YARDS (not inc. kickoffs)	9	0
No. and Yards Punt Returns	2-9	1-0
No. and Yards Kickoff Returns	2-83	5-141
No. and Yards Interception Returns	0-0	0-0
PEANULTIES Number and Yards	4-19	8-110
TOUCHDOWNS	0-0	1-1
Rushing	2	2
Passing	0	1
EXTRA POINTS Made-Attempts	2-2	1-2
Kicking Made-Attempts	1-1	1-2
Passing Made-Attempts	1-1	0-0
FIELD GOALS Made-Attempts	5-5	0-0
RED-ZONE EFFICIENCY	1-2-50%	1-1-100%
GOAL-TO-GO EFFICIENCY	1-1-100%	0-0-0%
SAFETIES	0	0
FINAL SCORE	30	13
TIME OF POSSESSION	30:22	29:38

OAKLAND, Calif. -- After losing four of five games during a rare midseason slump, the Green Bay Packers are back where they usually are this time of year -- headed to the playoffs.

Aaron Rodgers threw a touchdown pass and Damarious Randall returned an interception for another score to help the Packers beat the Oakland Raiders 30-20 on Sunday, after Green Bay clinched a franchise-record seventh straight postseason spot.

The Packers (10-4) clinched the postseason on a division title and they remained one game ahead of Minnesota in the NFC North.

But the Packers still have their eyes set on a division title and they aren't concerned with those problems right now.

Derek Carr threw two early interceptions to put Oakland (6-8) in a hole, but then had a pair of touchdown passes to Amar'e Cooper. It wasn't enough as the Packers were eliminated from playoff contention for the 13th straight season.

The Raiders built a 14-0 lead with defense and then had to win it behind Rodgers and the offense. Green Bay fell behind 20-17 midway through the third quarter on Carr's second touchdown pass to Cooper.

The Oakland lead was short-lived as Jeff Janis returned the ensuing kickoff to the 47. Three plays later, former Raider James Jones beat a blitzed coverage for a 30-yard touchdown catch.

Rodgers engineered a 19-play field goal drive on Green Bay's next possession and Mason Crosby's third field goal made it 30-20 with 4:25 left to put the Packers in control.

The highlight for the Raiders was rookie Cooper cranking the 1,000-yard milestone as he caught six passes for 120 yards. He reached the mark on a 41-yard catch in the third quarter, becoming the first Oakland player with 1,000 yards receiving since Randy Moss in 2005. That was the longest current drought in the NFL.

The rest of the accolades went to the Packers, who got 2½ sacks from Julius Peppers to win their third straight game.

Carr threw two interceptions in the first quarter to set up Green Bay touchdowns. Michael Hyde's interception set up the Packers at the 18 and John Kuhn ran it in from the 5 for the first score.

Carr's next pass was high to Sean Rodgers and Randall returned it 43 yards for a touchdown that made it 14-0.

The Raiders rallied with a pair of field goals in the second quarter, but the Packers still looked to be in control as they drove into scoring range late in the half.

But Berenson Mayowa forced and recovered a fumble by James Starks at the Oakland 21 with 1:22 to go and Carr connected on a 19-yard TD pass to Cooper four plays later to make it 14-13 at the half.

OFFICIALS — Referee: Walt Anderson (66); Umpire: Butch Hannah (40); Head Linesman: Steve Steljes (22); Line Judge: Byron Boston (18); Side Judge: Laird Hayes (125); Field Judge: Eugene Hall (103); Back Judge: Todd Pukon (30); Replay Official: Billy Smith

STARTING LINEUPS

Green Bay Packers		Oakland Raiders	
Offense	Defense	Offense	Defense
WR 17 D.Adams	NT 90 B.Hall	WR 15 M.Crabtree	DE 96 D.Airy
LT 69 D.Daikhari	DT 76 M.Daniels	LT 72 D.Penn	DT 90 D.Williams
LG 71 J.Stilton	LOLB 56 J.Peppers	LG 66 G.Jackson	NT 97 J.Ellis
C 73 J.Treter	BLB 47 J.Ryan	C 61 R.Hudson	DE 98 M.Edwards
RG 70 T.Liano	MLB 52 C.Mathews	RG 68 J.Feliciano	RG 52 K.Hack
RT 75 B.Bulaga	ROLB 96 M.Meal	RT 78 J.Welch	OLB 50 C.Clinton
WR 89 J.Jones	LCB 24 O.Rhodes	TE 86 L.Smith	OLB 53 M.Smith
WR 18 R.Cobb	RCB 23 D.Randall	WR 89 A.Cooper	CB 39 T.Damerion
QB 12 A.Rodgers	CB 29 C.Hayward	QB 4 D.Carr	CB 28 T.Garrie
FB 30 J.Kuhn	SS 42 M.Burnett	RB 28 L.Murray	CB 25 C.Woodson
FB 27 J.Ely	FS 21 H.Ginton-Dix	WR 10 S.Hobens	S 24 D.Henderson

GREEN BAY SUBSTITUTIONS — K 2 M.Crosby, P 8 T.Masthay, FB 22 A.Ripkowski, S 32 C.Banio, DB 33 M.Hyde, CB 36 L.Gunter, CB 39 D.Goodson, RB 44 J.Thomas, LB 48 J.Thomas, LB 51 M.Palmer, LB 53 M.Perry, LB 66 G.D.Pennell, LG 67 D.Layor, TG 67 D.Barclay, TE 80 J.Perrillo, TE 82 R.Rodgers, WR 84 J.Janis, WR 84 J.Janis, WR 84 J.Janis, WR 91 J.Elliott, DE 95 D.Jones, DT 98 L.Guion, **DID NOT PLAY** — QB 16 S.Tolden, C 63 Linsley, **INACTIVES** — OB 7 B.Hundley, CB 37 S.Shields, RB 38 J.Crockett, LB 55 A.Mulumba, G 79 J.Walker, TE 86 K.Backman, WR 88 T.Montgomery.

FIELD GOALS (made / & missed)

Player	Attempts	Yards	Result
M.Crosby	2/4	(21), (33), 49B	1 made, 1 missed
S.Jankowski	1/1	14	made

TEAM STATISTICS

Team	Qtr	Time	Play Description (Extra Point/Drive Info)	Yds	Plays	Yards per Play	Time of Possession
Packers	1	4:53	J.Kuhn 5 yd run (M.Crosby kick) (4:17, 1:12)	5	10	0.5	10:00
Packers	2	14:53	D.Randall 43 yd interception return (M.Crosby kick)	43	10	4.3	10:00
Raiders	1	8:36	S.Jankowski 23 yd Field Goal (10:25, 5:00)	23	10	2.3	10:00
Raiders	2	0:20	S.Jankowski 30 yd Field Goal (10:25, 3:57)	30	10	3.0	10:00
Raiders	3	6:18	A.Cooper 19 yd pass from D.Carr (S.Jankowski kick) (4:79, 1:02)	19	10	1.9	10:00
Packers	3	6:48	M.Crosby 24 yd Field Goal (7:44, 2:57)	24	10	2.4	10:00
Packers	4	5:46	J.Jones 30 yd pass from A.Rodgers (M.Crosby kick) (3:53, 1:02)	30	10	3.0	10:00
Packers	4	10:01	J.Jones 30 yd Field Goal (19:47, 8:11)	30	10	3.0	10:00
Packers	4	4:25	M.Crosby 33 yd Field Goal (6:21, 2:29)	33	10	3.3	10:00

GREEN BAY DEFENSIVE STATISTICS (official)

Player	TE	INT	SK	QBH	FF	FR	INT	PD
M.Burnett	8	2	1	10	0	0	0	0
D.Randall	7	2	0	0	0	0	0	0
J.Ryan	5	1	0	0	0	0	0	0
O.Rhodes	8	0	0	0	0	0	0	0
C.Hayward	3	2	0	5	0	0	0	0
J.Peppers	3	1	2	4	25	21	0	0
M.Daniels	2	2	0	4	0	0	0	0
H.Ginton-Dix	3	0	0	3	0	0	0	0
M.Meal	3	0	2	3	0	5	3	2

Green Bay Packers		Oakland Raiders	
RUSHING	ATT	YDS	AVG
J.Starks	9	51	5.7
E.Lay	11	23	2.1
R.Cobb	4	18	4.5
J.Kuhn	3	12	4.0
A.Rodgers	1	-1	-1.0
Total	28	103	3.7

Green Bay Packers		Oakland Raiders	
PASSING	ATT	YDS	AVG
A.Rodgers	39	222	5.7
Total	39	222	5.7

Green Bay Packers		Oakland Raiders	
PASS RECEIVING	NO	YDS	AVG
J.Jones	6	82	13.7
R.Cobb	5	40	8.0
D.Adams	5	32	6.4
J.Abruderis	3	33	11.0
R.Rodgers	1	7	7.0
J.Starks	1	5	5.0
J.Perrillo	1	5	5.0
Total	22	204	9.3

Green Bay Packers		Oakland Raiders	
INTERCEPTIONS	NO	YDS	AVG
D.Randall	1	43	43.0
M.Hyde	1	204	34.0
Total	2	247	38.5

Green Bay Packers		Oakland Raiders	
PUNTING	NO	YDS	AVG
T.Masthay	4	211	52.8
Total	4	211	52.8

Green Bay Packers		Oakland Raiders	
PUNT RETURNS	NO	YDS	AVG
M.Hyde	2	24	12.0
(downed)	2	0	0.0
(out of bounds)	1	0	0.0
Returns	2	24	12.0

Green Bay Packers		Oakland Raiders	
KICK RETURNS	NO	YDS	AVG
J.Janis	4	108	27.0
J.Kuhn	1	9	9.0
Returns	5	117	23.4

Green Bay Packers		Oakland Raiders	
FUMBLES	Fum	Lost	Rec
J.Starks	1	1	0
Total	1	1	0

Green Bay Packers		Oakland Raiders	
TOTAL FIRST DOWNS	By Rushing	By Passing	By Penalty
18	3	11	4
10	3	4	3

Green Bay Packers		Oakland Raiders	
THIRD-DOWN EFFICIENCY	4-13	5-17	2-9%
4-13	31%	5-17	29%

Green Bay Packers		Oakland Raiders	
FOURTH-DOWN EFFICIENCY	0-0	0-0	0%
0-0	0%	0-0	0%

Green Bay Packers		Oakland Raiders	
NET YARDS RUSHING	Average gain per offensive play	Yds	TD
103	4.2	5.0	0

Green Bay Packers		Oakland Raiders	
NET YARDS PASSING	Average gain per rushing play	Yds	TD
204	3.7	4.8	2

Green Bay Packers		Oakland Raiders	
TOTAL NET YARDS	Tackles for a loss-number and yards	Yds	TD
293	3-5	3-6	0

Green Bay Packers		Oakland Raiders	
NET YARDS PASSING	Times thrown - yards lost att. to pass	Yds	TD
204	2-14	3-24	0

Green Bay Packers		Oakland Raiders	
PASS AT-T-O-COMP-I-N-T	Yds	TD	INT
38-22-1	276	2	2

Green Bay Packers		Oakland Raiders	
KICKOFFS Number-In Ez-Touchbacks	Average gain per pass play	Yds	TD
7-5-3	4.6	5.0	0

Green Bay Packers		Oakland Raiders	
PUNTS Number and Average	Yds	TD	INT
4-52-8	5-43-4	0	0

Green Bay Packers		Oakland Raiders	
EXTRA POINTS Made-Attempts	Yds	TD	INT
3-3	3-3	0	0

Green Bay Packers		Oakland Raiders	
FIELD GOALS Made-Attempts	Yds	TD	INT
3-3	3-3	0	0

Green Bay Packers		Oakland Raiders	
RED-ZONE EFFICIENCY	Yds	TD	INT
1-5-20%	1-3-33%	0-1-0%	0

Green Bay Packers		Oakland Raiders	
SAFETIES	Yds	TD	INT
30	30	0	0

Green Bay Packers		Oakland Raiders	
FINAL SCORE	Yds	TD	INT
30-20	30-31	0	0

Green Bay Packers		Oakland Raiders	
TIME OF POSSESSION	Yds	TD	INT
29:29	30:31	0	0



2015 UPDATED BIOGRAPHIES

THROUGH WEEK 16

84 Jared Abbrederis, WR, 2nd Year, Wisconsin

- Spent his entire rookie season on injured reserve in 2014 after sustaining a season-ending knee injury early in training camp.
- Finished his career at Wisconsin tied for the school record for receptions (202) and ranked No. 2 all-time in receiving yards (3,140) and TD catches (23).
- Caught a school-record 78 passes for 1,081 yards (13.9 avg.) and seven TDs as a senior in 2013, just the fourth 1,000-yard receiving season in Badgers history, on his way to being named a first-team All-Big Ten selection.

2015 SEASON: Has played in nine games, dressed but did not play in another and was inactive for two contests...Has nine catches for 111 yards (12.3 avg.)...Has returned two kickoffs for 52 yards (26.0 avg.)...Was signed to the 53-man roster on Oct. 3 after spending the first three games on the team's practice squad.

- ▶ **at San Francisco 49ers (Oct. 4):** Dressed, but did not play.
- ▶ **vs. St. Louis Rams (Oct. 11):** Made his NFL debut, appearing on the final snap of the game as the Packers ran out the clock.
- ▶ **vs. San Diego Chargers (Oct. 18):** Played three snaps on offense and also took over as the kickoff returner after WR Ty Montgomery departed in the second quarter due to an ankle injury...Posted a 30-yard return on his first career return on the opening kick of the second half.
- ▶ **at Denver Broncos (Nov. 1):** Had a 22-yard kickoff return in the fourth quarter.
- ▶ **at Carolina Panthers (Nov. 8):** Played three snaps on offense and six on special teams.
- ▶ **vs. Detroit Lions (Nov. 15):** Posted the first catches of his career, finishing with four receptions for 57 yards (14.3 avg.), highlighted by his 32-yard grab with just over six minutes remaining in the game...On the play, made an out-and-up move on LB Tahir Whitehead to get open down the sideline as a scrambling QB Aaron Rodgers found him at the Detroit 4...Fumbled out of bounds on the play after absorbing a hit in the back from S Glover Quin that would force him to exit the game, but the play was ruled a catch...His first career catch came in the second quarter when he beat CB Quandre Diggs on a 15-yard reception down the left sideline to convert a third-and-1.
- ▶ **at Minnesota Vikings (Nov. 22):** Inactive (rib/chest).
- ▶ **vs. Chicago Bears (Nov. 26):** Inactive (rib/chest).
- ▶ **at Detroit Lions (Dec. 3):** Played 16 snaps and had a 16-yard reception.
- ▶ **vs. Dallas Cowboys (Dec. 13):** Appeared on 14 plays on offense.
- ▶ **at Oakland Raiders (Dec. 20):** Played 27 snaps and caught three passes for 33 yards (11.0 avg.), including a 15-yarder in the third quarter on a drive that would be capped off with WR James Jones' 30-yard TD catch...Also had a 13-yard reception on a third-and-5 later in the third quarter.
- ▶ **at Arizona Cardinals (Dec. 27):** Had a 5-yard reception in 14 snaps of action on offense.

17 Davante Adams, WR, 2nd Year, Fresno State

- Played in all 16 games with 11 starts as a rookie in 2014, hauling in 38 receptions for 446 yards (11.7 avg.) and three TDs.
- Registered 121 receiving yards in the Week 13 win vs. New England, the most by a Green Bay rookie since WR Sterling Sharpe's 124-yard effort vs. Detroit on Nov. 20, 1988.
- Set franchise postseason single-game records for the most catches and receiving yards by a rookie when he posted seven grabs for 117 yards (16.7 avg.) and a TD in the NFC Divisional playoff victory vs. Dallas.

2015 SEASON: Has started all 12 games he has played in and has 46 receptions for 429 yards (9.3 avg.) and a TD...Was inactive for three games (Weeks 4-6) due to an ankle injury.

- ▶ **at Chicago Bears (Sept. 13):** Started and led the team with 59 receiving yards on four catches (14.8 avg.), highlighted by his 25-yard sideline grab early in the third quarter down to the Chicago 6 that set up QB Aaron Rodgers' 1-yard TD pass to WR James Jones two plays later...

Added a 21-yard grab in the second quarter...With 34 seconds remaining and the Packers leading 31-23, fielded K Robbie Gould's onside kick at the Chicago 46 to seal the victory.

- ▶ **vs. Seattle Seahawks (Sept. 20):** Started and played 56 snaps, leaving the game in the second quarter due to an ankle injury but later returning to the field...Caught five passes for 33 yards (6.6 avg.).
- ▶ **vs. Kansas City Chiefs (Sept. 28):** Was limited to just three snaps after re aggravating the ankle injury on the first possession of the game as he went up for a pass attempt on third down.
- ▶ **at San Francisco 49ers (Oct. 4):** Inactive (ankle), the first game he had missed in his career due to injury.
- ▶ **vs. St. Louis Rams (Oct. 11):** Inactive (ankle).
- ▶ **vs. San Diego Chargers (Oct. 18):** Inactive (ankle).
- ▶ **at Denver Broncos (Nov. 1):** Returned to action, appearing on 51 of 53 plays...Caught one pass for 8 yards.
- ▶ **at Carolina Panthers (Nov. 8):** Posted a team-leading seven catches for 93 yards (13.3 avg.), with four of the receptions going for first downs...Had a 40-yard catch down to the Carolina 9 on the final play of the first half as time expired, the second-longest catch of his career, as he came back to make the catch with CB Charles Tillman covering him...Caught his first career two-point conversion in the fourth quarter, making the grab with Tillman blanketing him in coverage.
- ▶ **vs. Detroit Lions (Nov. 15):** Led the team with a career-high 10 receptions for 79 yards (7.9 avg.), the most catches by a Packer in a game this season...Four of the receptions came on Green Bay's opening drive of the game, one that was capped off with a 44-yard Mason Crosby FG...On the Packers' final drive, caught a 12-yard pass over the middle on third-and-10 to help set up Crosby's game-winning FG attempt that would fall short.
- ▶ **at Minnesota Vikings (Nov. 22):** Played 61 snaps and caught three passes for 36 yards (12.0 avg.)...Two of the receptions went for first downs, including a 16-yard grab late in the third quarter on a drive capped off by WR James Jones' 27-yard TD catch.
- ▶ **vs. Chicago Bears (Nov. 26):** Appeared on 69 plays and had two catches for 14 yards (7.0 avg.).
- ▶ **at Detroit Lions (Dec. 3):** Played 64 of 67 snaps and posted four receptions for 21 yards (5.3 avg.), highlighted by his first TD catch of the season, an 8-yarder in the third quarter that cut Detroit's lead to 20-14...On third-and-6 from the 8, made an inside move on LB Josh Byner and found room in the back of the end zone to make the catch.
- ▶ **vs. Dallas Cowboys (Dec. 13):** Played 71 snaps and caught two passes for 12 yards (6.0 avg.).
- ▶ **at Oakland Raiders (Dec. 20):** Appeared on 63 plays and was tied for No. 2 on the team with five catches for 32 yards (6.4 avg.).
- ▶ **at Arizona Cardinals (Dec. 27):** Played 51 snaps and had three catches for 42 yards (14.0 avg.), highlighted by a 38-yard catch on a third-and-17 from the Green Bay 2 early in the third quarter.

86 Kennard Backman, TE, Rookie, Alabama-Birmingham

- Started 37 of 48 games played in his four-year career at the University of Alabama-Birmingham.
- Finished his career with 96 receptions for 979 yards (10.2 avg.) and seven touchdowns. Registered at least one catch in 25 of his final 26 games.
- Set career highs in starts (12), receptions (team-high 39) and receiving yards (399) as a senior, earning second-team All-Conference USA honors.

2015 SEASON: Has played in six games, dressed but did not play in one contest and has been inactive for eight others (Weeks 1-3, 8-10, 15-16).

- ▶ **at Chicago Bears (Sept. 13):** Inactive (healthy scratch).
- ▶ **vs. Seattle Seahawks (Sept. 20):** Inactive (healthy scratch).
- ▶ **vs. Kansas City Chiefs (Sept. 28):** Inactive (healthy scratch).
- ▶ **at San Francisco 49ers (Oct. 4):** Made his NFL debut, appearing on three plays on offense.
- ▶ **vs. St. Louis Rams (Oct. 11):** Played three snaps on offense.
- ▶ **vs. San Diego Chargers (Oct. 18):** Dressed, but did not see any

action.

- ▶ **at Denver Broncos (Nov. 1):** Inactive (healthy scratch).
- ▶ **at Carolina Panthers (Nov. 8):** Inactive (healthy scratch).
- ▶ **vs. Detroit Lions (Nov. 15):** Inactive (healthy scratch).
- ▶ **at Minnesota Vikings (Nov. 22):** Played six snaps on special teams and two on offense.
- ▶ **vs. Chicago Bears (Nov. 26):** Appeared on 10 plays on special teams.
- ▶ **at Detroit Lions (Dec. 3):** Played 10 snaps on special teams and one on offense.
- ▶ **vs. Dallas Cowboys (Dec. 13):** Appeared on offense on the final two plays of the game as the Packers ran out the clock.
- ▶ **at Oakland Raiders (Dec. 20):** Inactive (healthy scratch).
- ▶ **at Arizona Cardinals (Dec. 27):** Inactive (healthy scratch).

69 David Bakhtiari, T, 3rd Year, Colorado

- Has started 46 regular-season games at left tackle for the Packers in his first three seasons in the league and was named a Pro Bowl alternate in 2014.
- In 2013, became the first rookie to start every game at LT for Green Bay since the league went to a 16-game schedule in 1978.
- By starting at San Francisco in the 2013 season opener, he became just the fourth Green Bay rookie to start at LT in Week 1 since the 1970 AFL-NFL merger and the first since Ken Ruettggers in 1985.
- 2015 SEASON:** Has started all 14 games he has played in at LT...Was sidelined for the Week 16 contest at Arizona (ankle)...Part of a line that has helped the Packers rank tied for No. 3 in the league in giveaways (15), tied for No. 1 in zero-giveaway games (eight), No. 10 in rushing (118.3 ypg) and No. 13 in scoring (23.7 ppg)...Has helped the offense register eight games with 120-plus rushing yards, which is tied for No. 5 in the NFL.
- ▶ **at Chicago Bears (Sept. 13):** Started at LT and played all 60 snaps as the offensive line didn't allow a sack of QB Aaron Rodgers...Protected Rodgers as he threw for 189 yards and three TDs on 18-of-23 passing for a 140.5 passer rating...Helped clear holes for a ground game that produced 133 yards on 30 carries (4.4 avg.), highlighted by RB Eddie Lacy's 85 yards on 19 attempts (4.5 avg.).
- ▶ **vs. Seattle Seahawks (Sept. 20):** Started at LT and played all 71 snaps...Helped protect Rodgers as he connected on 25 of 33 passes for 249 yards and two TDs with no INTs for a 116.9 passer rating...With Lacy departing after just eight snaps due to an ankle injury, helped clear holes for RB James Starks as he racked up 95 yards on 20 carries (4.8 avg.)...With 127 yards as a team on 29 attempts (4.4 avg.), it marked the first time since 2004 that the Packers posted 125-plus rushing yards in both of the first two games.
- ▶ **vs. Kansas City Chiefs (Sept. 28):** Started at LT and played all 76 snaps...Protected Rodgers as the line allowed just one sack to a Kansas City defense that had registered eight sacks in the first two games...Helped give Rodgers time to complete 24 of 35 passes for 333 yards and five TDs with no INTs, the fourth game of his career with five-plus TD passes, a franchise record...Also helped clear holes for a rushing attack that delivered 123 yards on 32 attempts (3.8 avg.).
- ▶ **at San Francisco 49ers (Oct. 4):** Started at LT and played all 73 snaps, helping the Packers rush for a season-high 162 yards and a TD on 33 attempts (4.9 avg.)...It marked the fourth straight 120-yard rushing effort by the Packers, the first time they had cleared that mark in each of the first four games since 1971...Helped the Packers control the clock for 36:34.
- ▶ **vs. St. Louis Rams (Oct. 11):** Started at LT and appeared on all 62 snaps...Part of a line that gave up just two sacks to a St. Louis defense that entered the game tied for No. 2 in the league in the category with 17 in the first four contests.
- ▶ **vs. San Diego Chargers (Oct. 18):** Started at LT and played all 53 snaps...Helped the Packers post 133 rushing yards on just 17 carries, a 7.8-yard average that was the best by Green Bay since Oct. 10, 2010, at Washington (9.2, 17-157)...Helped clear the way for Starks' 112 yards on just 10 carries (11.2 avg.), the best yards-per-carry average by an NFL back this season (min. 10 att.).

▶ **at Denver Broncos (Nov. 1):** Started at LT and appeared on all 53 plays.

- ▶ **at Carolina Panthers (Nov. 8):** Started at LT and played all 77 snaps...Helped protect Rodgers as he threw for a season-high 369 yards and four TDs on 25-of-48 passing.
 - ▶ **vs. Detroit Lions (Nov. 15):** Started at LT and played 57 snaps, departing the game early in the fourth quarter due to a knee injury and did not return...Helped protect Rodgers as he completed a career-high 35 passes and threw for 333 yards, his second straight 300-yard game.
 - ▶ **at Minnesota Vikings (Nov. 22):** Started at LT and played all 77 snaps, helping clear holes for Lacy as he rushed for a season-high 100 yards on 22 carries (4.5 avg.)...Part of a line that allowed just two sacks of Rodgers as he threw for 212 yards and two TDs with no INTs.
 - ▶ **vs. Chicago Bears (Nov. 26):** Started at LT and played all 78 snaps...Helped the offense rack up a season-high 177 yards rushing on 28 carries (6.3 avg.), the best yardage total on the ground by Green Bay since the team posted 179 yards vs. Atlanta in Week 14 last season...Blocked for Lacy as he registered a season-high 105 yards rushing on 17 carries (6.2 avg.), the first Green Bay RB to register back-to-back 100-yard rushing games since Ahman Green in 2006 (three straight).
 - ▶ **at Detroit Lions (Dec. 3):** Started and played 66 of 67 snaps, leaving the game for one play early in the fourth quarter due to a knee injury...Protected Rodgers as he threw for 273 yards and two TDs with one INT on 24-of-36 passing.
 - ▶ **vs. Dallas Cowboys (Dec. 13):** Started and played all 87 snaps, helping the Packers record season highs for rushing yards (230), first downs (29) and time of possession (37:48)...The 230 rushing yards on a season-high 44 attempts (5.2 avg.) were the most by Green Bay in a game since Nov. 29, 2004, vs. St. Louis (231 yards on 28 carries)...Helped block for a pair of 70-yard rushers in Lacy (season-high 124 yards and a TD on 24 carries) and Starks (71 yards and a TD on 11 attempts)...The Packers' 435 yards of total offense was their second-highest total of the season and the most since Week 3 vs. Kansas City (448).
 - ▶ **at Oakland Raiders (Dec. 20):** Started and played 67 of 76 snaps, departing the game with just over five minutes remaining due to an ankle injury...Helped limit the Oakland defense, who entered the game with 19 sacks in its previous five contests, to just two sacks on the afternoon.
 - ▶ **at Arizona Cardinals (Dec. 27):** Inactive (ankle), the first game he missed in his career.
- ### **32 Chris Banjo, S, 2nd Year, Southern Methodist**
- Finished the 2014 season on the active roster, recording three special teams tackles in the final three regular-season games. Tied for second on the team with three special teams tackles in two postseason contests. Spent the first 13 games of the 2014 season on the practice squad.
 - Appeared in 16 games with one start as a rookie in 2013, recording 15 tackles (12 solo) and a pass defended. Finished second on the team with 10 tackles on special teams.
 - Was one of three rookie free agents to make the 2013 opening-day roster after a strong preseason that saw him rank fifth on the team with 10 tackles (nine solo) and a sack.
 - 2015 SEASON:** Has appeared in all 15 games with one start...Has posted four solo tackles and a pass defended on defense...Leads the team with 20 tackles on special teams.
 - ▶ **at Chicago Bears (Sept. 13):** Played 14 snaps on special teams.
 - ▶ **vs. Seattle Seahawks (Sept. 20):** Appeared on 19 plays on special teams and recorded a tackle.
 - ▶ **vs. Kansas City Chiefs (Sept. 28):** Started the second game of his NFL career as the Packers opened up with three safeties...Appeared on 33 plays on defense and registered two solo tackles and a pass defended...On the Chiefs' second possession of the game, made a two-handed deflection of QB Alex Smith's pass intended for WR Jeremy Maclin on third down near the sideline to force a three-and-out...Was tied for the team lead and matched his career high with three tackles on special teams.
 - ▶ **at San Francisco 49ers (Oct. 4):** Played 19 snaps on special teams, which was tied for the team high, and four on defense...Registered a team-high two tackles on special teams.

►**vs. St. Louis Rams (Oct. 11):** Played 31 snaps on defense and recorded a solo tackle...Also was tied for the team lead with 22 snaps on special teams and registered a tackle.

►**vs. San Diego Chargers (Oct. 18):** Led the team with three tackles on special teams, which matched his career high...Posted a stop of WR Jacoby Jones for a 2-yard loss on a third-quarter punt return when he brought him down at the San Diego 21...Also played 18 snaps on defense and registered a solo tackle.

►**at Denver Broncos (Nov. 1):** Registered two tackles on special teams, tying for the team lead.

►**at Carolina Panthers (Nov. 8):** Played 27 snaps on special teams and registered a tackle.

►**vs. Detroit Lions (Nov. 15):** Appeared on 26 plays on special teams and one on defense.

►**at Minnesota Vikings (Nov. 22):** Played 23 snaps on special teams and registered two tackles, tying for the team lead...Also appeared on six defensive plays.

►**vs. Chicago Bears (Nov. 26):** Appeared on 23 plays on special teams and eight on defense.

►**at Detroit Lions (Dec. 3):** Played 22 snaps on special teams and registered a tackle.

►**vs. Dallas Cowboys (Dec. 13):** Appeared on 20 plays on special teams and registered a tackle.

►**at Oakland Raiders (Dec. 20):** Played 21 snaps on special teams, tied for the team high, and recorded a tackle.

►**at Arizona Cardinals (Dec. 27):** Appeared on 20 plays on special teams and led the team with two tackles...Helped provide running room for P Tim Masthay with his blocking on a fake punt in the second quarter as Masthay picked up 7 yards on a run on fourth-and-2.

67 Don Barclay, T/G, 4th Year, West Virginia

- Missed the entire 2014 campaign after sustaining a season-ending knee injury in practice on Aug. 5, 2014.

- Started a career-high 14 games at right tackle in 2013.

- Appeared in all 16 contests in 2012, the only Green Bay rookie on the offensive side of the ball to do so, and opened the final four regular-season games and both playoff contests at RT.

2015 SEASON: Has played in all 15 games with five starts, opening four games at RT (Weeks 2-4, 13) and one at LT (Week 16).

►**at Chicago Bears (Sept. 13):** Played five snaps on special teams, appearing on the line on extra points and K Mason Crosby's lone FG of the afternoon.

►**vs. Seattle Seahawks (Sept. 20):** Started at RT in place of an injured Bryan Bulaga (knee) and played all 71 snaps, his first start since the 2013 season finale at Chicago...Helped protect Rodgers as he connected on 25 of 33 passes for 249 yards and two TDs with no INTs for a 116.9 passer rating...With RB Eddie Lacy exiting the game after just eight snaps due to an ankle injury, helped clear holes for RB James Starks as he racked up 95 yards on 20 carries (4.8 avg.).

►**vs. Kansas City Chiefs (Sept. 28):** Started at RT and played all 76 snaps...Protected Rodgers as the line allowed just one sack to a Kansas City defense that had registered eight sacks in the first two games...Was matched up with three-time Pro Bowl LB Justin Houston for much of the evening and did not allow him to record a sack...Helped give Rodgers time to complete 24 of 35 passes for 333 yards and five TDs with no INTs, the fourth game of his career with five-plus TD passes, a franchise record... Also helped clear holes for a rushing attack that delivered 123 yards on 32 attempts (3.8 avg.).

►**at San Francisco 49ers (Oct. 4):** Started at RT for the third straight game and played all 73 snaps, helping the Packers rush for a season-high 162 yards and a TD on 33 attempts (4.9 avg.)...It marked the fourth straight 120-yard rushing effort by the Packers, the first time they had cleared that mark in each of the first four games since 1971...Helped the Packers control the clock for a season-high 36:34.

►**vs. St. Louis Rams (Oct. 11):** Played six snaps at RG in the first half in place of an injured T.J. Lang (knee), and also played five snaps on special teams.

►**vs. San Diego Chargers (Oct. 18):** Appeared on nine plays on special teams.

►**at Denver Broncos (Nov. 1):** Played the final two snaps of the game at RG in place of Lang (coach's decision), and appeared on eight plays on special teams.

►**at Carolina Panthers (Nov. 8):** Played 11 snaps on special teams.

►**vs. Detroit Lions (Nov. 15):** Played the final 30 offensive snaps at LT, the first action of his career at the position during his time in Green Bay...Entered the game early in the fourth quarter after David Bakhtiari departed due to a knee injury.

►**at Minnesota Vikings (Nov. 22):** Played nine snaps on special teams.

►**vs. Chicago Bears (Nov. 26):** Played 17 snaps at RT, entering the game midway through the fourth quarter in place of an injured Bulaga (ankle).

►**at Detroit Lions (Dec. 3):** Started at RT in place of an injured Bulaga (ankle), appearing on all 67 snaps...Protected Rodgers as he threw for 273 yards and two TDs with one INT on 24-of-36 passing.

►**vs. Dallas Cowboys (Dec. 13):** Played seven snaps on special teams.

►**at Oakland Raiders (Dec. 20):** Took over at LT for the final nine plays on offense after Bakhtiari left the game with a little over five minutes remaining due to an ankle injury.

►**at Arizona Cardinals (Dec. 27):** Started in place of an injured Bakhtiari (ankle), the first start of his career at LT...Was the lone offensive player to appear on all 72 plays...Helped Lacy rush for 60 yards on 12 carries (5.0 avg.).

58 Sam Barrington, LB, 3rd Year, South Florida

- Started seven of 14 games played in 2014 (four at MLB, three at BLB) and recorded 68 tackles, one sack, four QB hits, five pressures and two passes defended as well as three tackles on special teams.

- Led Green Bay in both tackles (15) and solo tackles (12) in the 2014 postseason.

- Appeared in seven games as a rookie in 2013, seeing time exclusively on special teams before sustaining a season-ending hamstring injury vs. Chicago in Week 9.

2015 SEASON: Started in Week 1 at Chicago, but saw his season come to an end due to an ankle injury sustained in the game...Was placed on injured reserve on Sept. 15.

►**at Chicago Bears (Sept. 13):** Started at BLB, but departed the game in the first quarter due to an ankle injury that would end his season... Recorded one solo tackle.

93 Josh Boyd, DT, 3rd Year, Mississippi State

- Played in 15 games with four starts in 2014, recording 34 tackles (18 solo), four QB hits and four pressures. Also started one of two postseason contests.

- Appeared in nine games as a rookie in 2013, seeing increased playing time down the stretch as he was active for the final seven contests.

- Posted eight tackles (four solo) on the season, with an additional two tackles (one solo) in the NFC Wild Card game vs. San Francisco.

2015 SEASON: Played in two games, seeing time on defense and special teams...Was placed on injured reserve (ankle) on Sept. 21.

►**at Chicago Bears (Sept. 13):** Played 23 snaps on defense, registering one solo tackle, and five snaps on special teams.

►**vs. Seattle Seahawks (Sept. 20):** Played three snaps on defense and two on special teams, but sustained an ankle injury in the second quarter that sidelined him for the remainder of the game and would end his season.

75 Bryan Bulaga, T, 6th Year, Iowa

- Started all 15 games he appeared in last season, a career high, and helped the offense rank No. 1 in the league in scoring (30.4 ppg), No. 6 in yards per game (386.1) and tied for No. 1 in giveaways with a franchise-record 13.

- Played in 37 games with 33 starts at right tackle in his first three seasons as a pro.

2015 SEASON: Has started at RT in the 11 games he has played in... Was sidelined for three games (Weeks 2-4) due to a knee injury sustained in practice and the Week 13 contest due to an ankle injury...Part of a line that has helped the Packers rank tied for No. 3 in the league in giveaways (15), tied for No. 1 in zero-giveaway games (eight), No. 10 in rushing (118.3 ypg) and No. 13 in scoring (23.7 ppg)...Has helped the offense register eight games with 120-plus rushing yards, which is tied for No. 5 in the NFL.

▶**at Chicago Bears (Sept. 13):** Started at RT and played all 60 snaps as the offensive line didn't allow a sack of QB Aaron Rodgers...Protected Rodgers as he threw for 189 yards and three TDs on 18-of-23 passing for a 140.5 passer rating...Helped clear holes for a ground game that produced 133 yards on 30 carries (4.4 avg.), highlighted by RB Eddie Lacy's 85 yards on 19 attempts (4.5 avg.).

▶**vs. Seattle Seahawks (Sept. 20):** Inactive due to a knee injury sustained in practice on Sept. 16.

▶**vs. Kansas City Chiefs (Sept. 28):** Inactive (knee).

▶**at San Francisco 49ers (Oct. 4):** Inactive (knee).

▶**vs. St. Louis Rams (Oct. 11):** Returned to action, starting at RT and appearing on all 62 snaps...Part of a line that gave up just two sacks to a St. Louis defense that entered the game tied for No. 2 in the league in the category with 17 in the first four contests.

▶**vs. San Diego Chargers (Oct. 18):** Started at RT and played all 53 snaps...Helped the Packers post 133 rushing yards on just 17 carries, a 7.8-yard average that was the best by Green Bay since Oct. 10, 2010, at Washington (9.2, 17-157)...Helped clear the way for RB James Starks' 112 yards on just 10 carries (11.2 avg.), the best yards-per-carry average by an NFL back this season (min. 10 att.)...On Green Bay's first offensive snap, sealed OLB Jerry Attaochu to help clear a lane for Starks on a toss play that picked up 25 yards.

▶**at Denver Broncos (Nov. 1):** Started at RT and appeared on all 53 plays.

▶**at Carolina Panthers (Nov. 8):** Started at RT and played all 77 snaps...Helped protect Rodgers as he threw for a season-high 369 yards and four TDs on 25-of-48 passing.

▶**vs. Detroit Lions (Nov. 15):** Started at RT and played all 87 snaps... Helped protect Rodgers as he completed a career-high 35 passes and threw for 333 yards, his second straight 300-yard game.

▶**at Minnesota Vikings (Nov. 22):** Started at RT and played all 77 snaps, helping clear holes for Lacy as he rushed for a season-high 100 yards on 22 carries (4.5 avg.)...Part of a line that allowed just two sacks of Rodgers as he threw for 212 yards and two TDs with no INTs.

▶**vs. Chicago Bears (Nov. 26):** Started at RT and played 61 snaps before departing midway through the fourth quarter due to an ankle injury...Helped the offense rack up a season-high 177 yards rushing on 28 carries (6.3 avg.), the best yardage total on the ground by Green Bay since the team posted 179 yards vs. Atlanta in Week 14 last season...Blocked for Lacy as he registered a season-high 105 yards rushing on 17 carries (6.2 avg.), the first Green Bay RB to register back-to-back 100-yard rushing games since Ahman Green in 2006 (three straight).

▶**at Detroit Lions (Dec. 3):** Inactive (ankle).

▶**vs. Dallas Cowboys (Dec. 13):** Started and played all 87 snaps, helping the Packers record season highs for rushing yards (230), first downs (29) and time of possession (37:48)...The 230 rushing yards on a season-high 44 attempts (5.2 avg.) were the most by Green Bay in a game since Nov. 29, 2004, vs. St. Louis (231 yards on 28 carries)...Helped block for a pair of 70-yard rushers in Lacy (season-high 124 yards and a TD on 24 carries) and Starks (71 yards and a TD on 11 attempts)...The Packers' 435 yards of total offense was their second-highest total of the season and the most since Week 3 vs. Kansas City (448).

▶**at Oakland Raiders (Dec. 20):** Started at RT and played all 76 snaps, matching up with DE Khalil Mack for much of the afternoon...Limited Mack, who came into the game coming off a five-sack performance the week before at Denver, to just one sack on the day.

▶**at Arizona Cardinals (Dec. 27):** Opened at RT and played 36 snaps before departing early in the third quarter due to an ankle injury that would sideline him for the remainder of the game.

42 Morgan Burnett, S, 6th Year, Georgia Tech

• Has started 76 games (including playoffs) between the two safety positions since 2011.

• Recorded his fourth straight 100-tackle season in 2014 with a team-high 125 tackles (99 solo).

• Is the only Packer to surpass 100 tackles each of the last four seasons (2011-14).

2015 SEASON: Has played in and started 10 games, and has 65 tackles (49 solo), two forced fumbles (tied for team lead), a fumble recovery three QB hits, two pressures and six passes defended...Was inactive for five contests (Weeks 2-6) due to a calf injury.

▶**at Chicago Bears (Sept. 13):** Inactive (calf).

▶**vs. Seattle Seahawks (Sept. 20):** Returned to action, starting at SS...Was one of four defenders to play all 60 snaps on the evening...Registered two solo tackles and helped limit RB Marshawn Lynch to just 41 yards on 15 carries (2.7 avg.).

▶**vs. Kansas City Chiefs (Sept. 28):** Inactive (calf), reaggravating the injury during practice on Sept. 25.

▶**at San Francisco 49ers (Oct. 4):** Inactive (calf).

▶**vs. St. Louis Rams (Oct. 11):** Inactive (calf).

▶**vs. San Diego Chargers (Oct. 18):** Inactive (calf).

▶**at Denver Broncos (Nov. 1):** Returned to action and played all 67 snaps, finishing with four tackles (one solo), a QB hit and a pressure.

▶**at Carolina Panthers (Nov. 8):** Started and played 66 of 67 snaps, posting a season-high nine tackles (six solo) to lead the team...Also tied for the team lead with two passes defended and added a QB hit...Drilled WR Joe Webb for a 1-yard loss on a Wildcat run in the second quarter.

▶**vs. Detroit Lions (Nov. 15):** Played all 65 snaps, joining LB Clay Matthews as the only Green Bay defenders to do so, and registered seven tackles (six solo).

▶**at Minnesota Vikings (Nov. 22):** Started and played 58 of 64 snaps, departing briefly due to injury in the first quarter...Registered four tackles (two solo) and a forced fumble...With the Vikings trailing 27-13, but driving early in the fourth quarter, jarred the ball loose from RB Adrian Peterson at the Green Bay 22, a fumble that was recovered by CB Sam Shields at the Green Bay 21.

▶**vs. Chicago Bears (Nov. 26):** Started and played all 67 snaps, one of three Green Bay defenders to do so...Recorded nine tackles (eight solo) and a forced fumble for the second straight game...Forced a fumble by WR Alshon Jeffery early in the third quarter on his catch, one that Jeffery recovered at the Chicago 45...Helped limit the Bears to an average of 3.3 yards per carry on 31 attempts with a long gain of 14 yards.

▶**at Detroit Lions (Dec. 3):** Started and played all 65 snaps, leading the secondary with eight tackles (seven solo)...Late in the second quarter, came unblocked off the left end to bring down RB Ameer Abdullah for a 3-yard loss on a first-down run.

▶**vs. Dallas Cowboys (Dec. 13):** Joined S Ha Ha Clinton-Dix as the only defenders to play all 52 snaps, and registered two tackles (one solo) and a QB hit...Helped limit QB Matt Cassel to a 41.5 QB rating as he completed just 13 of 29 passes for 114 yards, the fewest allowed to a QB by Green Bay all season.

▶**at Oakland Raiders (Dec. 20):** For the second straight week, joined Clinton-Dix as the only players on defense to play every snap (77 plays)... Led the team with a season-high 10 tackles (eight solo), including a tackle for a loss...Stopped RB Latavius Murray for a 3-yard loss on a run late in the first quarter...Matched his career high with three passes defended and added a QB pressure.

▶**at Arizona Cardinals (Dec. 27):** Played all 58 snaps, joining Clinton-Dix for the third straight week as the only Green Bay defenders to do so, and led the team with 10 tackles (eight solo), including a stop of RB Andre Ellington for a 2-yard loss on a fourth-quarter run...On third-and-goal from the 1 in the second quarter, broke up QB Carson Palmer's pass in the flat intended for RB David Johnson, drilling Johnson as the ball arrived to force Arizona to settle for a FG...With just over five minutes remaining in the game, scooped up a RB Kerwynn Williams fumble that was forced by DT Mike Pennel at the Arizona 21, returning the fumble 21 yards to the Arizona 41.

21 Ha Ha Clinton-Dix, S, 2nd Year, Alabama

• Played in all 16 games in 2014, starting the final 10 (nine at FS, one at SS). It was the most starts by a Green Bay rookie safety since Nick Collins opened all 16 in 2005.

• Ranked No. 2 on the team in tackles with 95 (73 solo) and was named to the PFWA's All-Rookie team.

• Started both postseason contests and was tied for No. 2 on the team with 13 tackles while leading the Packers with two interceptions.

2015 SEASON: Has started all 15 games at FS and has registered a team-high 111 tackles (92 solo), two sacks, two interceptions, a forced fumble and four passes defensed.

▶**at Chicago Bears (Sept. 13):** Started at FS and was one of three defensive players to play all 77 snaps on the afternoon...Led the safeties with six tackles (five solo), and added two tackles on special teams.

▶**vs. Seattle Seahawks (Sept. 20):** Started at FS and played all 60 snaps, one of four Green Bay defenders to do so...Led the defense with a season-high nine tackles (seven solo) and helped limit RB Marshawn Lynch to just 41 yards on 15 carries (2.7 avg.).

▶**vs. Kansas City Chiefs (Sept. 28):** Started at FS and played all 71 snaps, one of only two defenders to do so...Led the team with nine tackles (six solo) and helped limit Chiefs RB Jamaal Charles to just 49 yards on 11 carries (4.5 avg.), with a long run of 13 yards.

▶**at San Francisco 49ers (Oct. 4):** Started at FS and played all 50 snaps, leading the team in tackles for the third straight game with eight stops (seven solo)...Helped limit the 49ers to just 196 yards of total offense and QB Colin Kaepernick to a 55.4 passer rating (13 of 25, 160 yards, one INT).

▶**vs. St. Louis Rams (Oct. 11):** Started at FS and played all 71 snaps, matching his season high with nine tackles (eight solo)...Registered the second INT of his career when he made a diving catch on a QB Nick Foles pass that was intended for TE Lance Kendricks at the goal line and deflected off the hands of LB Joe Thomas...Helped limit Foles to a 23.8 passer rating as he completed only 11 of 30 passes for 141 yards and one TD with a career-high four INTs (previous high was two INTs).

▶**vs. San Diego Chargers (Oct. 18):** Played all 92 snaps and finished second on the team with nine tackles (all solo) and a pass defensed...Broke up a Philip Rivers pass intended for TE Ladarius Green in the end zone early in the second quarter on a drive that would result in a turnover on downs...Registered his first career forced fumble when he came up the middle with a little over six minutes remaining in the first half to jar the ball loose from RB Melvin Gordon on a first-down run, a fumble that was recovered by LB Clay Matthews at the San Diego 34.

▶**at Denver Broncos (Nov. 1):** Appeared on all 67 plays and registered five tackles (four solo).

▶**at Carolina Panthers (Nov. 8):** Played all 67 snaps, one of three Green Bay defenders to do so, and registered seven tackles (three solo).

▶**vs. Detroit Lions (Nov. 15):** Led the team with a career-high 12 tackles (career-best 11 solo), including a tackle for a loss, and added an interception late in the third quarter...With the Lions leading 9-3 and threatening at the Green Bay 23, made a diving catch over the middle on QB Matthew Stafford's pass intended for WR Lance Moore at the Green Bay 6 and returned the interception 2 yards.

▶**at Minnesota Vikings (Nov. 22):** Started at FS and played all 64 snaps, the only Green Bay defender to do so...Tied for the team lead with 10 tackles (nine solo), and added a sack...Midway through the third quarter, came through untouched on a blitz to bring QB Teddy Bridgewater down for a 10-yard sack.

▶**vs. Chicago Bears (Nov. 26):** Started and played all 67 snaps, one of three Green Bay defensive players to do so...Registered nine tackles (seven solo)...Helped limit the Bears to an average of 3.3 yards per carry on 31 attempts with a long gain of 14 yards.

▶**at Detroit Lions (Dec. 3):** Started and appeared on all 65 plays, recording seven tackles (all solo) and a sack...Posted his second sack in three games, barreling through a block attempt by RB Theo Riddick to bring down QB Matthew Stafford for a 4-yard loss on third down late in the first half to force a Detroit punt.

▶**vs. Dallas Cowboys (Dec. 13):** Joined S Morgan Burnett as the only defenders to play all 52 snaps, and posted five tackles (three solo)...Helped

limit QB Matt Cassel to a 41.5 QB rating as he completed just 13 of 29 passes for 114 yards, the fewest allowed to a QB by Green Bay all season.

▶**at Oakland Raiders (Dec. 20):** For the second straight week, joined Burnett as the only players on defense to play every snap (77 plays)...Recorded three tackles (all solo).

▶**at Arizona Cardinals (Dec. 27):** Played all 58 snaps, joining Burnett for the third straight week as the only Green Bay defenders to do so, and registered three tackles (all solo) and a pass defensed.

18 Randall Cobb, WR, 5th Year, Kentucky

• Started all 16 games in 2014 and posted career highs in catches (91), receiving yards (1,287) and receiving TDs (12) on his way to earning his first career Pro Bowl selection (injury replacement for WR Dez Bryant).

• Became just the fifth player in franchise history to register 90-plus receptions in a season, joining WRs Sterling Sharpe, Robert Brooks, Donald Driver and Jordy Nelson.

• Has caught 18 TD passes since 2014, which ranks No. 6 in the NFL over that span.

2015 SEASON: Has started all 15 games and leads the team with 73 catches for a team-high 792 yards (10.8 avg.) and six TDs...Was named an alternate for the Pro Bowl...Has 47 rushing yards on 12 attempts (3.9 avg.) and four punt returns for 10 yards (2.5 avg.).

▶**at Chicago Bears (Sept. 13):** Started and appeared on 54 of 60 snaps as he played through an injured shoulder...Led the team with five catches for 38 yards (7.6 avg.), highlighted by a 5-yard TD catch early in the fourth quarter that gave the Packers a 24-16 lead...Was lined up in the slot on the play and beat CB Sherrick McManis on an out-and-up move, getting both feet in bounds on the side of the end zone despite being interfered with by McManis.

▶**vs. Seattle Seahawks (Sept. 20):** Led the team with eight receptions for 116 yards (14.5 avg.), with six of the catches going for first downs...Had a 22-yard grab over the middle on Green Bay's opening drive, making a move to elude LB Bobby Wagner as he freed himself to make the grab...Later made a 25-yard grab down to the Seattle 10 late in the first half, a catch that helped set up K Mason Crosby's 18-yard FG to put Green Bay up, 13-3, at the break...Was lined up in the left slot on the play and a scrambling Rodgers found him as he came across the field and got behind Wagner to make the catch.

▶**vs. Kansas City Chiefs (Sept. 28):** Caught a career-high three TD passes, becoming the first Packer to do so since Jones caught three at Chicago on Dec. 16, 2012...Finished with seven catches for 91 yards (13.0 avg.), with six of his catches going for first downs and two for 25-plus yards...Joined Jones to become the first Packers to register four TD catches in the first three games of the season since TE Keith Jackson did so in 1996...On his first TD catch, was lined up in the right slot against S Tyvon Branch and ran an out route with WR Ty Montgomery setting a pick for him...Caught the ball at the 1-yard line and fought off Branch to break the plane for the 3-yard score...Scored on a 4-yard TD pass midway through the third quarter, lining up in the slot against CB Marcus Cooper and then catching a quick out in the flat before taking it in for his second TD...Posted his career-high third TD catch of the night early in the fourth quarter...Lined up in the slot once again, caught another quick pass in the flat for the 4-yard score.

▶**at San Francisco 49ers (Oct. 4):** Was tied for the team lead with five receptions for 44 yards (8.8 avg.), including a 19-yard grab in the first quarter on Green Bay's opening TD drive...Was lined up in the right slot and beat DB Jimmie Ward to make a catch over the middle and then took it down the sideline to the San Francisco 11 to set up Rodgers' 9-yard TD pass to TE Richard Rodgers two plays later.

▶**vs. St. Louis Rams (Oct. 11):** Started and played 54 of 62 snaps, catching three passes for 23 yards (7.7 avg.).

▶**vs. San Diego Chargers (Oct. 18):** Started and played 48 of 53 snaps, hauling in two passes for 38 yards (19.0 avg.), including a 26-yard grab in the third quarter...Came out of his position from the slot and bounced his route to the outside as ILB Denzel Perryman lost his footing and took it down the right sideline to the San Diego 39 on a drive that would be capped off with Rodgers' 8-yard TD pass to Jones.

▶**at Denver Broncos (Nov. 1):** Started and played 51 of 53 snaps...

Led the team with six catches for 27 yards (4.5 avg.) and added a 10-yard run down to Denver's 22-yard line in the second quarter on Green Bay's lone TD drive.

► **at Carolina Panthers (Nov. 8):** Led the team with 99 yards receiving on four catches (24.8 avg.), with all four of his receptions going for first downs...On Green Bay's opening drive of the second half, was lined up in the slot and ran an out-and-up route on CB Bene Benwikere, hauling in a perfectly thrown pass from Rodgers down the sideline near the Carolina 35 before outrunning Benwikere and S Kurt Coleman on his way to the end zone.

► **vs. Detroit Lions (Nov. 15):** Played 82 of 87 snaps and posted five receptions for 53 yards (10.6 avg.)...On a third-and-12 midway through the fourth quarter, made a diving grab for a 20-yard pickup on the eventual TD drive.

► **at Minnesota Vikings (Nov. 22):** Played 66 of 77 snaps and caught two passes for 24 yards (12.0 avg.), highlighted by his 10-yard TD grab with six seconds remaining in the first half to put the Packers up, 16-6, at the break...Came out of the slot and made an inside move on CB Captain Munneryn to find opening in the middle of the end zone for the score... With DB Micah Hyde injured (hip), took over punt-return duties and posted two returns for 9 yards (4.5 avg.).

► **vs. Chicago Bears (Nov. 26):** Played all 78 snaps and led the team with six catches for 74 yards (12.3 avg.)...Late in the first half, made an inside move on CB Bryce Callahan to get open down the middle of the field for a 23-yard gain to the Chicago 32, setting up K Mason Crosby's 50-yard FG as time expired in the first half...On Green Bay's final drive, beat Callahan again from the slot, picking up 32 yards on a pass over the middle as he took it down to the Chicago 19.

► **at Detroit Lions (Dec. 3):** Appeared on 66 of 67 snaps and caught four passes for 29 yards (7.3 avg.)...With just under six minutes remaining in the third quarter, alertly recovered RB James Starks' fumble from the Detroit 5 that went into the end zone, giving Green Bay its first score of the game.

► **vs. Dallas Cowboys (Dec. 13):** Matched his season high with a team-best eight catches for 81 yards (10.1 avg.)...Four of his catches went for first downs, including a 17-yarder over the middle in the third quarter to convert a third down...Also had three carries for 9 yards (3.0 avg.).

► **at Oakland Raiders (Dec. 20):** Posted five receptions for 40 yards, including a 23-yard catch over the middle on a third-and-7 late in the first half and a 19-yard grab early in the fourth quarter on a second-and-17... Also had a career-high four carries for 18 yards (4.5 avg.).

► **at Arizona Cardinals (Dec. 27):** Caught three passes for 15 yards (5.0 avg.) and had a 2-yard run.

38 John Crockett, RB, Rookie, North Dakota State

• Was signed to Green Bay's active roster from the team's practice squad on Dec. 3.

• Originally signed with the Packers as a non-drafted free agent on May 8 out of North Dakota State, where he posted three consecutive 1,000-yard seasons despite serving as the No. 2 back until his final season.

• Finished his collegiate career with 5,151 all-purpose yards, the second most in school history.

2015 SEASON: Has played in two games and has 21 yards on nine carries (2.3 avg.)...Has recorded a tackle on special teams...Has been inactive for two contests...Spent the first 11 games on Green Bay's practice squad.

► **at Detroit Lions (Dec. 3):** Made his NFL debut after being signed from the practice squad just hours before kickoff...Saw action in the second half as he rushed for 22 yards on five carries (4.4 avg.), including a 12-yard pickup to Detroit's 33 on the Packers' opening drive of the second half, one that was capped off two plays later with a WR Randall Cobb recovery of a RB James Starks fumble in the end zone...Added a tackle on special teams.

► **vs. Dallas Cowboys (Dec. 13):** Inactive (healthy scratch).

► **at Oakland Raiders (Dec. 20):** Inactive (healthy scratch).

► **at Arizona Cardinals (Dec. 27):** Saw time on offense and special teams...Had four carries for -1 yard (-0.3 avg.).

2 Mason Crosby, K, 9th Year, Colorado

• With 1,138 career points, ranks No. 1 on the all-time franchise scoring list, having surpassed K Ryan Longwell (1,054) in Week 2 vs. Seattle.

• Set an NFL record with 1,037 points in his first eight seasons (2007-14), topping the previous league record held by New England K Stephen Gostkowski (1,023, 2006-2013).

• Holds the all-time franchise mark for combined points (regular season/postseason) with 1,239.

• Has registered a franchise-record nine 100-point seasons (2007-15).

• Is one of only three players in league history to register three or more 140-point seasons (Gostkowski, David Akers).

• Has kicked the seven longest FGs in franchise history.

• Has made 27 FGs of 50-plus yards since 2007, which is tied for No. 4 in the league over that span.

2015 SEASON: Has connected on 22 of 26 field-goal attempts and all 35 extra points...Leads the team and ranks No. 16 in the NFL with 101 points on the season...Has registered 39 touchbacks on 73 kickoffs (53.4 percent).

► **at Chicago Bears (Sept. 13):** Connected on his lone FG attempt of the afternoon, a 37-yarder in the second quarter, and all four of his extra-point attempts...Posted three touchbacks on six kickoffs.

► **vs. Seattle Seahawks (Sept. 20):** Made all four of his FG attempts, including a 21-yarder with just under two minutes remaining that gave Green Bay a 10-point lead (27-17) and made him the all-time leading scorer in franchise history as he surpassed Longwell (1,054) for the career mark...Drilled a 54-yard FG in the first quarter, the 24th of his career from 50-plus yards.

► **vs. Kansas City Chiefs (Sept. 28):** Posted eight points, connecting on all five of his extra points and his lone FG attempt of the evening, a 44-yarder in the second quarter that extended Green Bay's lead to 17-7... Registered three touchbacks on his seven kickoffs.

► **at San Francisco 49ers (Oct. 4):** Made a 31-yard FG late in the third quarter to put Green Bay up 17-3...Registered three touchbacks on four kickoffs...Missed his first field goal of the season, a 44-yarder that went wide left at the end of the first half.

► **vs. St. Louis Rams (Oct. 11):** Made his lone FG attempt of the afternoon, a 35-yarder with just over a minute remaining in the game to put Green Bay up, 24-10...The FG was the 277th attempt of his career as he tied Longwell for the career franchise record...Connected on a 47-yarder early in the fourth quarter, but the kick was wiped out by a penalty... Registered four touchbacks on five kickoffs.

► **vs. San Diego Chargers (Oct. 18):** Connected on both of his FG attempts, a 23-yarder in the second quarter and a 28-yarder with 2:37 remaining to put Green Bay up by seven points (27-20)...His 23-yard FG was the 278th attempt of his career as he surpassed Longwell (277) for the franchise record.

► **at Denver Broncos (Nov. 1):** Drilled a 56-yard FG in the third quarter, his seventh career FG of 55-plus yards...Registered touchbacks on all three of his kickoffs.

► **at Carolina Panthers (Nov. 8):** Made all three extra-point attempts and registered three touchbacks on five kickoffs.

► **vs. Detroit Lions (Nov. 15):** Made a 44-yard FG on Green Bay's opening drive and posted one touchback on three kickoffs...Perfectly executed an onside kick with just over 30 seconds remaining in the game, with his high-bouncing kick going through the arms of WR Calvin Johnson before being recovered by CB Damarious Randall...Was short on a 52-yard FG attempt as time expired in the 18-16 loss.

► **at Minnesota Vikings (Nov. 22):** Tied the single-game franchise record with five FGs (42, 47, 40, 42, 52), becoming the first player in NFL history to post five FGs of 40-plus yards in a game...Matched his career high with 16 points (two other times)...Earned NFC Special Teams Player of the Week honors for his performance, the sixth time in his career he had won the award, the most in franchise history.

► **vs. Chicago Bears (Nov. 26):** Connected on both of his FG attempts, including a 50-yarder as time expired in the first half...It marked only the third time in his career (2008, 2013) that he made a FG of 50-plus yards in back-to-back games...Posted two touchbacks on his three kickoffs.

► **at Detroit Lions (Dec. 3):** Made all three of his extra-point attempts

and registered two touchbacks on his four kickoffs.

►**vs. Dallas Cowboys (Dec. 13):** Connected on all four of his extra-point attempts and registered four touchbacks on his five kickoffs.

►**at Oakland Raiders (Dec. 20):** Made three of four field-goal attempts, connecting from 24, 21 and 33 yards, with his lone miss coming on a block of his 49-yard attempt in the fourth quarter.

►**at Arizona Cardinals (Dec. 27):** Did not have any extra-point or field-goal attempts, the first scoreless game of his career.

76 Mike Daniels, DT, 4th Year, Iowa

• Started all 16 games for the first time in his career in 2014 and registered a career-high 69 tackles. His 5½ sacks led the Packers defensive line and were No. 3 on the team.

• Paced Green Bay in both QB hits (19) and pressures (22) in 2014.

• Became a prominent part of the rotation on the defensive line in his second season in 2013, playing in all 16 games with one start and serving as one of the featured interior rushers in the team's nickel defense.

2015 SEASON: Has started all 15 games and leads the defensive line with 63 tackles (39 solo), four sacks, an interception, a forced fumble and a pass defended...Ranks No. 3 on the team in QB hits (12) and No. 2 in pressures (21)...Was named an alternate for the Pro Bowl for the first time in his career.

►**at Chicago Bears (Sept. 13):** Started at DT and posted four tackles (one solo), a QB hit and a pressure.

►**vs. Seattle Seahawks (Sept. 20):** Started at DT and led the defensive line with five tackles (three solo), a sack, a QB hit and a pressure...Walked back C Drew Nowak and brought down QB Russell Wilson as he stepped up in the pocket for a zero-yard sack early in the second quarter...Helped limit RB Marshawn Lynch to just 41 yards on 15 carries (2.7 avg.)...With two minutes remaining in the first half, fought off a block by T Garry Gilliam to drop Lynch for no gain on a third-and-3 as the defense forced a Seattle punt and helped set up a FG before the half.

►**vs. Kansas City Chiefs (Sept. 28):** Started at DT, appearing on 38 plays, and led the line with four tackles (all solo) and 1.5 sacks...Added a forced fumble, two pressures and a QB hit...Early in the third quarter, fought off a block by G Ben Grubbs to get to QB Alex Smith for a 7-yard sack that was split with LB Mike Neal...Later in the third quarter, walked back G Laurent Duvernay-Tardif for a sack/forced fumble on Smith, one that was recovered by the Chiefs...Also posted a tackle for a loss earlier in the game when he blew past T Eric Fisher to bring RB Jamaal Charles down for a 3-yard loss on a first-quarter run...Helped limit Charles to just 49 yards rushing on 11 carries (4.5 avg.), with a long run of 13 yards.

►**at San Francisco 49ers (Oct. 4):** Started at DT and played 27 snaps, helping limit the 49ers to just one rushing first down and RB Carlos Hyde to only 20 yards rushing on eight carries (2.5 avg.)...Registered three assisted tackles and a QB hit and tied for the team lead with three pressures.

►**vs. St. Louis Rams (Oct. 11):** Started at DT and played 45 snaps, posting a career-high 10 tackles (nine solo) to lead the team...Registered two tackles for a loss, two QB hits and two pressures.

►**vs. San Diego Chargers (Oct. 18):** Started at DT and played 70 snaps, helping limit the Chargers to just 60 yards rushing on 21 carries (2.9 avg.)...Posted three tackles (two solo), two pressures, two QB hits and a half-sack...Walked back C Trevor Robinson to get to QB Philip Rivers for a shared 8-yard sack with LB Mike Neal early in the fourth quarter that pushed San Diego back to the Green Bay 30.

►**at Denver Broncos (Nov. 1):** Started at DT and played 40 snaps, finishing with a solo tackle, a QB hit and a pressure.

►**at Carolina Panthers (Nov. 8):** Started at DT and played 56 snaps, recording four tackles (all solo), a pressure and a QB hit...Fought off a block from T Michael Oher midway through the third quarter, bursting into the backfield to stop RB Jonathan Stewart for a 2-yard loss...Helped limit Stewart to an average of 3.1 yards per carry (66 yards on 20 attempts), his lowest average since Week 1.

►**vs. Detroit Lions (Nov. 15):** Started at DT and played 50 snaps, pacing the defensive line with seven tackles (two solo) and two QB pressures...Helped limit the Lions to just 45 yards rushing on 26 attempts (1.7 avg.), the fewest rushing yards allowed to an opponent on 25-plays

attempts since Miami rushed for 37 yards on 25 carries vs. the Packers on Sept. 22, 1991.

►**at Minnesota Vikings (Nov. 22):** Started at DT and played 44 snaps, finishing with seven tackles (three solo), two pressures and a sack...In the fourth quarter, walked back G Mike Harris to get to QB Teddy Bridgewater as he threw him down for an 8-yard sack...Helped limit RB Adrian Peterson, who entered the game ranked No. 1 in the league in rushing, to just 45 yards on 13 carries (3.5 avg.), his lowest yardage total since Week 1.

►**vs. Chicago Bears (Nov. 26):** Started at DT and played 49 snaps...Posted three tackles (one solo), a QB hit and a pressure, helping limit the Bears to an average of 3.3 yards per carry on 31 attempts with a long gain of 14 yards.

►**at Detroit Lions (Dec. 3):** Started and played 47 snaps, leading the defensive line with five tackles (four solo), including two for a loss, and a pressure...Blew past G Laken Tomlinson to get to RB Ameer Abdullah in the backfield for a 3-yard loss on a first-quarter run...Fought off a block by T Riley Reiff to get to RB Joiqee Bell and bring him down for a 2-yard loss on a run with just under two minutes remaining in the game.

►**vs. Dallas Cowboys (Dec. 13):** Started and appeared on 28 plays...Helped limit the Cowboys to 11 first downs and 270 yards of total offense.

►**at Oakland Raiders (Dec. 20):** Started and played 41 snaps, leading the defensive line with four tackles (two solo), two pressures and a QB hit.

►**at Arizona Cardinals (Dec. 27):** Posted the first interception of his career, stepping back to pick off QB Carson Palmer's screen pass intended for RB David Johnson late in the first half...Made the interception at the Arizona 21 and then returned it 6 yards...Finished with three tackles (all solo), including a stop of Johnson for a 3-yard loss on a run up the middle in the first quarter.

91 Jayrone Elliott, LB, 2nd Year, Toledo

• After making the 53-man roster, played in 13 regular-season games and both postseason contests as a rookie in 2014, contributing primarily on special teams.

• Finished the 2014 season with 15 special teams tackles, No. 1 among Packers rookies and No. 2 on the team behind S Sean Richardson (17).

• Posted a team-high six tackles on special teams during the postseason.

2015 SEASON: Has played in 14 games and has registered 17 tackles (14 solo), three sacks, three pressures, two QB hits, a forced fumble, an interception and two passes defended...Ranks No. 3 on the team with 11 tackles on special teams...Missed one contest (Week 16) due to a quad injury.

►**at Chicago Bears (Sept. 13):** Played a team-high 21 snaps on special teams and 19 on defense...Recorded two tackles (both solo) on defense and added two pressures, chasing QB Jay Cutler out of the pocket to force an incompleteness on Chicago's opening drive...Added a tackle on special teams.

►**vs. Seattle Seahawks (Sept. 20):** Had a hand in both of Green Bay's takeaways, with the turnovers coming on back-to-back series in the fourth quarter to help seal the victory...Posted his first career interception midway through the fourth after the Packers had just taken a 24-17 lead...On the play, was lined up at LOLB and dropped back into coverage to make a one-handed INT with his right hand as he stepped in front of RB Marshawn Lynch on a screen pass thrown by QB Russell Wilson...Fumbled on the return, but recovered the ball at the Seattle 37 to help set up a 21-yard Mason Crosby FG that put Green Bay up, 27-17...After Crosby's field goal, chased down RB Fred Jackson after a short completion to punch the ball out, where it was recovered by DB Micah Hyde at the Green Bay 31 to seal the win... Also played a team-high 22 snaps on special teams and tied for the team lead with two tackles, including a stop of WR Tyler Lockett for zero yards on a third-quarter punt return at the Seattle 46.

►**vs. Kansas City Chiefs (Sept. 28):** Played 15 snaps on defense and registered the first sack of his career...Early in the third quarter, came off the left end unblocked and split RB Jamaal Charles and G Ben Grubbs as they attempted to block him in the backfield on his way to QB Alex Smith, who he brought down for a 10-yard loss at the Kansas City 35...Finished with two solo tackles...Played a team-high 25 snaps on special teams and was tied for the team lead with three tackles.

► **at San Francisco 49ers (Oct. 4):** Posted a sack in his second straight game, coming off the left side and making an inside move on T Erik Pears to get to QB Colin Kaepernick as he brought him down for a 7-yard loss to the Green Bay 22 to help force the 49ers to settle for a FG... Appeared on 14 plays on defense and 19 on special teams (tied for the team high).

► **vs. St. Louis Rams (Oct. 11):** Played 24 snaps on defense and 22 on special teams...Registered a career-high four tackles on defense (three solo).

► **vs. San Diego Chargers (Oct. 18):** Played 17 snaps on defense and 21 on special teams...Posted a tackle on kickoff coverage.

► **at Denver Broncos (Nov. 1):** Appeared on a team-high 23 plays on special teams.

► **at Carolina Panthers (Nov. 8):** Played 35 snaps on special teams, which was tied for the team high, and was tied for the team lead with two tackles.

► **vs. Detroit Lions (Nov. 15):** Played a team-high 28 snaps on special teams.

► **at Minnesota Vikings (Nov. 22):** Played 20 snaps on defense and registered an assisted tackle...Also appeared on 23 plays on special teams.

► **vs. Chicago Bears (Nov. 26):** Posted two tackles (one solo) and a QB hit on seven snaps on defense.

► **at Detroit Lions (Dec. 3):** Played 27 snaps on special teams and eight on defense...Recorded a solo tackle on defense.

► **vs. Dallas Cowboys (Dec. 13):** Played 13 snaps, but made an impact in his limited playing time with two tackles (both solo), a sack, a pressure, a QB hit and a pass defended...Came untouched off the right side to bring down QB Matt Cassel for a 7-yard sack with just under two minutes remaining in the game...Two plays later, deflected Cassel's pass intended for TE Jason Witten on fourth down, giving Green Bay the ball back to run out the clock in the 28-7 win.

► **at Oakland Raiders (Dec. 20):** Played 11 snaps on defense and 14 on special teams...Posted a solo tackle on defense and was tied for the team lead with two tackles on special teams...Sustained a quad injury in the second quarter and did not return.

► **at Arizona Cardinals (Dec. 27):** Inactive (quad).

61 Brett Goode, LS, 8th Year, Arkansas

• Has appeared in 126 regular-season games and 11 playoff contests since joining the club, having recorded 12 coverage tackles and a fumble recovery in his eight seasons, including a career-best five tackles in 2010.
• Has snapped for all seven of the longest field goals in franchise history (all by Crosby).

2015 SEASON: Played in the first 14 games, handling snapping duties for all punts and placements, before sustaining a season-ending knee injury in Week 15 at Oakland...Was placed on injured reserve on Dec. 22.

► **at Chicago Bears (Sept. 13):** Handled snapping duties for P Tim Masthay's two punts and K Mason Crosby's four extra points and FG.

► **vs. Seattle Seahawks (Sept. 20):** Snapped for all punts and placements, including Crosby's 21-yard FG with just under two minutes remaining that made Crosby the all-time leading scorer in franchise history as he surpassed K Ryan Longwell (1,054 points) for the career mark.

► **vs. Kansas City Chiefs (Sept. 28):** Snapped for Crosby's five extra points and one FG and Masthay's five punts.

► **at San Francisco 49ers (Oct. 4):** Snapped for Crosby's two extra points and one FG and Masthay's six punts.

► **vs. St. Louis Rams (Oct. 11):** Handled snapping duties for Crosby's FG and three extra points and Masthay's four punts.

► **vs. San Diego Chargers (Oct. 18):** Snapped for Crosby's two FGs and three extra points and Masthay's four punts.

► **at Denver Broncos (Nov. 1):** Snapped for Crosby's 56-yard FG in the third quarter and for Masthay's four punts.

► **at Carolina Panthers (Nov. 8):** Snapped for Crosby's three extra points and for Masthay's career-high-tying eight punts.

► **vs. Detroit Lions (Nov. 15):** Handled snapping duties for Masthay's career-high nine punts and for Crosby's 44-yard FG.

► **at Minnesota Vikings (Nov. 22):** Snapped for Crosby's five FGs,

which tied the single-game franchise record, as Crosby became the first kicker in NFL history to post five FGs of 40-plus yards in a game...Also snapped for Masthay's four punts (38.0-yard net, two inside the 20).

► **vs. Chicago Bears (Nov. 26):** Snapped for Crosby's two FGs and Masthay's five punts.

► **at Detroit Lions (Dec. 3):** Snapped for Masthay's six punts as he recorded a 47.7-yard gross average and a 44.3-yard net average, the third-best net average posted by Masthay in a game with six-plus punts.

► **vs. Dallas Cowboys (Dec. 13):** Snapped for Masthay as he posted a net average of 44.0-plus yards for the second straight game (44.7 on six punts), the first Green Bay punter to do so in a single season (since 1976).

► **at Oakland Raiders (Dec. 20):** Snapped for Masthay as he extended his franchise-record single-season streak to three straight games with a net average of 44.0-plus yards (career-high 48.5-yard average on four punts)...The 48.5-yard net average was the second highest in team history (since 1976), trailing only Jon Ryan's mark of 49.0 yards vs. Detroit on Dec. 30, 2007...Sustained a knee injury early in the game, but finished the contest without missing any time...It was later revealed to be a season-ending injury.

39 Demetri Goodson, CB, 2nd Year, Baylor

• Saw action in six games and was inactive for 10 contests and both post-season games as a rookie last season.

• Registered six special teams tackles, No. 2 on the team among rookies behind only LB Jayrone Elliott.

• Earned honorable mention All-Big 12 recognition as a senior in 2013, appearing in 11 games with 10 starts and posting career highs in tackles (26), interceptions (three) and passes defended (16).

2015 SEASON: Has played in 13 games, seeing time on defense and special teams...Has registered five tackles (four solo) and a pass defended on defense and eight tackles on special teams...Was inactive for two contests (Weeks 3-4) due to a hamstring injury.

► **at Chicago Bears (Sept. 13):** Played nine snaps on special teams.

► **vs. Seattle Seahawks (Sept. 20):** Appeared on 18 plays on special teams and registered one tackle.

► **vs. Kansas City Chiefs (Sept. 28):** Inactive due to a hamstring injury sustained vs. Seattle in Week 2.

► **at San Francisco 49ers (Oct. 4):** Inactive (hamstring).

► **vs. St. Louis Rams (Oct. 11):** Returned to action, appearing on nine plays on special teams.

► **vs. San Diego Chargers (Oct. 18):** Played nine snaps on special teams and registered a tackle.

► **at Denver Broncos (Nov. 1):** Made a leaping deflection with his left hand to break up a deep pass down the left sideline from QB Peyton Manning to WR Demaryius Thomas late in the first half on third down to force a Denver punt...Added a tackle on special teams.

► **at Carolina Panthers (Nov. 8):** Saw the most significant defensive action of his career with CBs Sam Shields and Quinten Rollins sidelined due to injuries, appearing on 49 plays, and registered a career-high five tackles (four solo)...Added a tackle on special teams.

► **vs. Detroit Lions (Nov. 15):** Played 18 snaps on special teams.

► **at Minnesota Vikings (Nov. 22):** Appeared on 18 plays on special teams and two on defense.

► **vs. Chicago Bears (Nov. 26):** Played 16 snaps on special teams and five on defense...Led the team with two tackles on special teams.

► **at Detroit Lions (Dec. 3):** Appeared on 21 plays on special teams and three on defense.

► **vs. Dallas Cowboys (Dec. 13):** Played 17 snaps on defense and one on special teams...Posted a tackle on special teams, helping to bring down WR Lucky Whitehead for a 2-yard loss on a punt return in the fourth quarter.

► **at Oakland Raiders (Dec. 20):** Appeared on 16 plays on special teams and recorded a tackle.

► **at Arizona Cardinals (Dec. 27):** Played 13 snaps on special teams and registered a tackle.

98 Letroy Guion, DT, 8th Year, Florida State

- In his first season with the Packers (2014), started all 16 games for the first time in his career and set career highs with 62 tackles (31 solo) and 3.5 sacks.

- Signed with Green Bay as a free agent in March 2014 after spending his first six seasons in the league with the Minnesota Vikings, where he appeared in 68 games with 31 starts.

- Started all 28 games he appeared in for the Vikings in 2012-13, recording 72 tackles (32 solo) and three sacks over that span.

2015 SEASON: Has played in 12 contests with four starts and has posted 36 tackles (11 solo), three pressures and two QB hits...Has added a tackle on special teams...Was on the reserve/suspended list for the first three games of the season.

▶**at San Francisco 49ers (Oct. 4):** Made his season debut, appearing on 22 plays...Helped limit the 49ers to just one rushing first down and RB Carlos Hyde to only 20 yards rushing on eight carries (2.5 avg.).

▶**vs. St. Louis Rams (Oct. 11):** Played 35 snaps and registered five tackles (three solo)...Added two pressures and a QB hit.

▶**vs. San Diego Chargers (Oct. 18):** Started in place of an injured B.J. Raji (groin) and played 54 snaps, helping limit the Chargers to just 60 yards rushing on 21 attempts (2.9 avg.)...Registered five assisted tackles.

▶**at Denver Broncos (Nov. 1):** Played 23 snaps and recorded three assisted tackles.

▶**at Carolina Panthers (Nov. 8):** Started at DE and played 39 snaps, recording three tackles (one solo)...Helped limit RB Jonathan Stewart to an average of 3.1 yards per carry (66 yards on 20 attempts), his lowest average since Week 1.

▶**vs. Detroit Lions (Nov. 15):** Played 19 snaps and helped limit the Lions to just 45 rushing yards on 26 attempts (1.7 avg.), the fewest rushing yards allowed to an opponent on 25-plus attempts since Miami rushed for 37 yards on 25 carries vs. the Packers on Sept. 22, 1991...Posted three tackles (two solo).

▶**at Minnesota Vikings (Nov. 22):** Started at DE, appearing on 19 plays and recording an assisted tackle and a pressure...Helped limit RB Adrian Peterson, who entered the game ranked No. 1 in the league in rushing, to just 45 yards on 13 carries (3.5 avg.), his lowest yardage total since Week 1.

▶**vs. Chicago Bears (Nov. 26):** Started at DE and played 19 snaps...Registered three assisted tackles and helped limit the Bears to an average of 3.3 yards per carry on 31 attempts with a long gain of 14 yards.

▶**at Detroit Lions (Dec. 3):** Played 16 snaps and posted a QB hit.

▶**vs. Dallas Cowboys (Dec. 13):** Played 17 snaps and led the defensive line with four tackles (one solo).

▶**at Oakland Raiders (Dec. 20):** Appeared on 23 plays on defense and registered three tackles (two solo)...Added a tackle on special teams, bringing down LB Curtis Lofton after he recovered a blocked FG late in the fourth quarter.

▶**at Arizona Cardinals (Dec. 27):** Led the defensive line with six tackles (two solo) in 23 snaps of action.

36 LaDarius Gunter, CB, Rookie, Miami

- One of two rookie free agents to make Green Bay's opening-day roster, joining RB Alonzo Harris.

- Registered a team-high five passes defended and an interception for Green Bay during the preseason.

- Lettered all three years at Miami, starting 30 of 37 games played and recording 111 tackles (76 solo), three tackles for a loss, a forced fumble, two fumble recoveries, six interceptions and 18 pass breakups.

2015 SEASON: Has played in eight games and has been inactive for seven others (healthy scratch)...Has recorded two tackles on special teams.

▶**at Chicago Bears (Sept. 13):** Inactive (healthy scratch).

▶**vs. Seattle Seahawks (Sept. 20):** Inactive (healthy scratch).

▶**vs. Kansas City Chiefs (Sept. 28):** Made his NFL debut, playing three snaps on defense and five on special teams.

▶**at San Francisco 49ers (Oct. 4):** Played five snaps on defense and two on special teams.

▶**vs. St. Louis Rams (Oct. 11):** Inactive (healthy scratch).

▶**vs. San Diego Chargers (Oct. 18):** Played one snap on special teams.

▶**at Denver Broncos (Nov. 1):** Inactive (healthy scratch).

▶**at Carolina Panthers (Nov. 8):** Played 18 snaps on special teams.

▶**vs. Detroit Lions (Nov. 15):** Inactive (healthy scratch).

▶**at Minnesota Vikings (Nov. 22):** Inactive (healthy scratch).

▶**vs. Chicago Bears (Nov. 26):** Played five snaps on special teams.

▶**at Detroit Lions (Dec. 3):** Appeared on six plays on special teams and two on defense.

▶**vs. Dallas Cowboys (Dec. 13):** Inactive (healthy scratch).

▶**at Oakland Raiders (Dec. 20):** Played seven snaps on special teams and one on defense...Posted his first career tackle on special teams, bringing down RB Taiwan Jones at the Oakland 16 after just an 18-yard return on a kickoff in the fourth quarter.

▶**at Arizona Cardinals (Dec. 27):** Appeared on one play on special teams, bringing down RB Kerwynn Williams at the Arizona 12 on the opening kickoff of the game.

29 Casey Hayward, CB, 4th Year, Vanderbilt

- Was tied for No. 1 on the Packers in INTs (three, CB Tramon Williams) and was No. 2 in fumble recoveries (two) in 2014.

- Was tied for No. 1 on the team (LB Julius Peppers) and No. 7 in the NFL in 2014 for total takeaways with five (three INTs, two fumble recoveries).

- In 2014, was one of only two players in the NFL to register an INT return for a TD and a fumble recovery for a TD (DE J.J. Watt).

2015 SEASON: Has played in all 15 games with 10 starts, opening four at LCB and six in the slot when the defense opened in nickel...Ranks No. 4 on the team with 72 tackles (53 solo) and seven passes defended...Has added a tackle on special teams.

▶**at Chicago Bears (Sept. 13):** Played 66 snaps on defense and registered two tackles (one solo) and a pass defended, breaking up a QB Jay Cutler pass intended for WR Eddie Royal late in the first half.

▶**vs. Seattle Seahawks (Sept. 20):** Started at LCB and played 56 of 60 snaps...Posted three tackles (two solo).

▶**vs. Kansas City Chiefs (Sept. 28):** Didn't start as the defense opened up with three safeties, but played 70 of 71 snaps and registered five tackles (four solo), including a tackle for a loss...Was lined up in the slot against WR Jeremy Maclin on the first play of the second half, avoiding a block from Maclin to bring TE Travis Kelce down for a 3-yard loss at the Kansas City 17 on a short pass in the flat.

▶**at San Francisco 49ers (Oct. 4):** Started at LCB and played 45 of 50 snaps, recording two tackles (one solo)...Helped limit the 49ers to just 196 yards of total offense and QB Colin Kaepernick to a 55.4 passer rating (13 of 25, 160 yards, one INT).

▶**vs. St. Louis Rams (Oct. 11):** Started in the slot as the team opened in nickel, appearing on 59 of 71 plays...Posted four tackles (two solo) and helped limit QB Nick Foles to a 23.8 passer rating as he completed only 11 of 30 passes for 141 yards and one TD with a career-high four INTs (previous high was two INTs).

▶**vs. San Diego Chargers (Oct. 18):** Started as the slot corner and played 90 of 92 snaps, recording five solo tackles...Blew past TE Antonio Gates to get to RB Melvin Gordon in the backfield and bring him down for a 2-yard loss on a run on San Diego's opening drive.

▶**at Denver Broncos (Nov. 1):** Started at LCB and registered a career-high and team-leading 11 tackles (eight solo)...Added two passes defended, which tied him for the team lead.

▶**at Carolina Panthers (Nov. 8):** Started at LCB and played 41 snaps before departing in the third quarter with a concussion...Recorded three tackles (two solo), including a stop of RB Jonathan Stewart for a 2-yard loss on a run midway through the second quarter...Added a pass defended.

▶**vs. Detroit Lions (Nov. 15):** Started in the slot as the defense opened in nickel and played 52 snaps...Registered five tackles (four solo), including a tackle for a loss...Late in the first half, blitzed from the slot and brought down RB Theo Riddick in the backfield for a 1-yard loss.

▶**at Minnesota Vikings (Nov. 22):** Played 48 snaps and posted seven tackles (five solo), a QB hit and a pass defended...Came on a blitz early in

the fourth quarter and delivered a hit on QB Teddy Bridgewater on his deep pass intended for TE Kyle Rudolph that was broken up by CB Damarious Randall...Later in the fourth quarter, ran down the seam with Rudolph and broke up a pass intended for him near the Green Bay 10.

►**vs. Chicago Bears (Nov. 26):** Played 54 snaps and recorded four tackles (three solo).

►**at Detroit Lions (Dec. 3):** Started as the slot CB in nickel and registered six tackles (five solo) and a pass defended.

►**vs. Dallas Cowboys (Dec. 13):** Played 39 snaps and recorded four tackles (three solo)...Helped limit QB Matt Cassel to a 41.5 QB rating as he completed just 13 of 29 passes for 114 yards, the fewest allowed to a QB by Green Bay all season.

►**at Oakland Raiders (Dec. 20):** Started as the slot CB in nickel and played 75 of 77 snaps...Recorded five tackles (three solo) and a pass defended.

►**at Arizona Cardinals (Dec. 27):** Started in the slot and played 56 of 58 snaps, finishing with six tackles (five solo).

7 Brett Hundley, QB, Rookie, UCLA

• Finished second in the NFL with a 129.6 passer rating during the pre-season, connecting on 45 of 65 passes (69.2 percent) for a league-high seven TDs with one INT.

• Finished his career at UCLA ranked No. 1 in school history in passing TDs (75), total offense (11,713 yards) and completions (837) despite playing just three seasons for the Bruins.

• Ranks No. 2 in school annals in passing yards (9,966), 300-yard passing games (10), rushing yards by a QB (1,747) and rushing TDs by a QB (30).

2015 SEASON: Has been inactive (healthy scratch) for all 15 games.

33 Micah Hyde, DB, 3rd Year, Iowa

• Is tied for No. 1 in franchise history (Desmond Howard, Will Blackmon) with three career punt returns for TDs.

• Is the only defensive back in team history (since 1982) to register a sack in each of his first three seasons in the league.

• Averaged 15.8 yards on 14 punt returns in 2014, No. 1 in the NFL among players with 14-plus returns and No. 3 in franchise history (min. 14 returns) for a single season, trailing only Billy Grimes (19.1 in 1950) and Willie Wood (16.1 in 1961).

• In 2014, set career highs in starts (12), total tackles (55), solo tackles (46) and passes defended (12). Also registered the first two interceptions of his career last season.

2015 SEASON: Has played in 14 games with seven starts, opening five at SS and two as the third CB...Was inactive (hip) in Week 12...Has registered 50 tackles (44 solo), two interceptions, a fumble recovery, two QB pressures and six passes defended...Ranks No. 4 on the team in tackles...Has also served as the punt returner, posting a 5.7-yard average on 25 returns...Has returned eight kickoffs for 187 yards (23.4 avg.)...Has added four tackles on special teams.

►**at Chicago Bears (Sept. 13):** Started at SS in place of an injured Morgan Burnett (calf) and was one of three defensive players to appear on all 77 snaps...Posted four tackles (all solo) and also served as the team's punt returner, but did not have any returns.

►**vs. Seattle Seahawks (Sept. 20):** Started as the third CB as the Packers opened in nickel...Played 47 of 60 snaps on the evening, posting five tackles (all solo), a fumble recovery and a pass defended...Posted his first career fumble recovery to seal the win, scooping up RB Fred Jackson's fumble that was forced by LB Jayrone Elliott at the Green Bay 31 with 22 seconds remaining...Added a tackle on special teams.

►**vs. Kansas City Chiefs (Sept. 28):** Started at SS for the second time on the season for an injured Burnett (calf), appearing on all 71 plays, one of only two defenders to do so...Registered three tackles (two solo) and a pass defended and had four punt returns for 30 yards (7.5 avg.).

►**at San Francisco 49ers (Oct. 4):** Started at SS and played all 50 snaps, one of three defenders to do so for Green Bay...Finished No. 2 in the secondary with five tackles (all solo)...Helped limit the 49ers to just 196 yards of total offense and QB Colin Kaepernick to a 55.4 passer rating (13 of 25, 160 yards, one INT).

►**vs. St. Louis Rams (Oct. 11):** Started at SS and played all 71 snaps,

one of four defenders to do so...Intercepted a Nick Foles pass late in the first quarter at the Green Bay 48, picking off his short pass that sailed over the head of WR Kenny Britt after Foles was hit by LB Julius Peppers...Finished with five tackles (all solo) and two passes defended...Added a tackle on special teams.

►**vs. San Diego Chargers (Oct. 18):** Started at SS and played 87 of 92 snaps, recording a season-high eight tackles (all solo) and a pass defended...With San Diego facing a fourth-and-3 at the Green Bay 12 early in the fourth quarter, broke up a back-shoulder throw from QB Philip Rivers intended for TE Antonio Gates near the goal line to force a turnover on downs.

►**at Denver Broncos (Nov. 1):** Started as the slot CB as the Packers opened in nickel and played all 67 snaps...Registered eight tackles (six solo) and added a tackle on special teams.

►**at Carolina Panthers (Nov. 8):** Played 19 snaps on defense in reserve duty and registered a solo tackle...Returned four punts for 18 yards (4.5 avg.) and three kickoffs for 71 yards (23.7 avg.).

►**vs. Detroit Lions (Nov. 15):** Played 28 snaps on defense and recorded two tackles (one solo)...Also returned two punts for 7 yards (3.5 avg.) and three kickoffs for 78 yards (26.0 avg.)...Posted a tackle on special teams.

►**at Minnesota Vikings (Nov. 22):** Played eight snaps on defense before reinjuring his hip on a tackle attempt on TE Kyle Rudolph's 47-yard TD catch late in the first quarter...Did not return after sustaining the injury...Registered a tackle on special teams.

►**vs. Chicago Bears (Nov. 26):** Inactive (hip), the first game missed due to injury in his career.

►**at Detroit Lions (Dec. 3):** Returned to action after missing one contest, appearing on 33 defensive plays and recording three tackles (one solo), a QB pressure and a sack...Came up the middle on a delayed blitz midway through the second quarter to bring down QB Matthew Stafford for a 3-yard loss on third down and force a Detroit punt...With the sack, became the first defensive back in franchise history (since 1982) to record at least one sack in each of his first three seasons in the NFL...Handled punt-return duties, but did not have any returns (five fair catches).

►**vs. Dallas Cowboys (Dec. 13):** Played 27 snaps and registered four tackles (all solo)...Helped limit QB Matt Cassel to a 41.5 QB rating as he completed just 13 of 29 passes for 114 yards, the fewest allowed to a QB by Green Bay all season...Had four punt returns for 13 yards (3.3 avg.).

►**at Oakland Raiders (Dec. 20):** Registered his second interception of the season, picking off QB Derek Carr's pass over the middle intended for TE Clive Walford midway through the first quarter...Made the pick at the Oakland 36 before weaving through the defense as he returned it 34 yards down to the 2-yard line, helping to set up FB John Kuhn's 5-yard TD run for the first points of the game...Posted a 12.0-yard average on two punt returns, including a 14-yarder out to midfield early in the third quarter that helped set up a Mason Crosby FG.

►**at Arizona Cardinals (Dec. 27):** Had one punt return for zero yards and played 21 snaps on defense.

83 Jeff Janis, WR, 2nd Year, Saginaw Valley State

• Led the team with three TD catches during the 2015 preseason, finishing with 10 receptions for 149 yards (14.9 avg.).

• Appeared in three contests as a rookie in 2014, posting two receptions for 16 yards (8.0 avg.).

• Was inactive (healthy scratch) for the other 13 regular-season games and both playoff contests.

2015 SEASON: Has played in all 15 games, seeing time on offense and special teams...Has two receptions for 79 yards (39.5 avg.)...Ranks No. 2 on the team with 15 tackles on special teams and has 13 kickoff returns for 380 yards (29.2 avg.), including three returns of 45-plus yards.

►**at Chicago Bears (Sept. 13):** Played nine snaps on special teams and one on offense.

►**vs. Seattle Seahawks (Sept. 20):** Appeared on 15 snaps on special teams and registered two tackles, the first of his career on special teams...Made a tackle of WR Tyler Lockett on the final play of the first half at the Seattle 25, limiting him to just an 11-yard kickoff return.

►**vs. Kansas City Chiefs (Sept. 28):** Posted two tackles on special teams...Also saw action on offense with WR Davante Adams departing in the first quarter (ankle), playing a career-high 16 snaps.

►**at San Francisco 49ers (Oct. 4):** Played 15 snaps on offense and 16 on special teams...Registered a tackle.

►**vs. St. Louis Rams (Oct. 11):** Appeared on 14 plays on special teams.

►**vs. San Diego Chargers (Oct. 18):** Saw significant action on offense (40 snaps) after WR Ty Montgomery departed in the second quarter due to an ankle injury, and made an impact with his first catches of the season, posting 79 yards on two receptions (39.5 avg.)...Had a career-long 46-yard grab midway through the second quarter down to the San Diego 11 to help set up a Mason Crosby FG...On the play, was split out wide to the left against CB Jason Verrett and ran a deep route down the seam before adjusting and turning the route out to make a diving grab near the sideline...Made a 33-yard catch with just over five minutes remaining in the game on a drive that was capped off with Crosby's 28-yard FG that gave Green Bay a 27-20 lead...Was lined up in the slot to the right and came across the field to catch a flip pass from a scrambling QB Aaron Rodgers...Outran ILB Donald Butler as he took it down to the San Diego 20...Added a tackle on special teams, chasing down WR Jacoby Jones for a 5-yard loss at the San Diego 16 on a third-quarter punt return.

►**at Denver Broncos (Nov. 1):** Played 13 snaps on special teams and two on offense.

►**at Carolina Panthers (Nov. 8):** Appeared on 27 plays on special teams and three on offense...Tied for the team lead with two tackles on special teams.

►**vs. Detroit Lions (Nov. 15):** Played 22 snaps on offense and registered a tackle on special teams.

►**at Minnesota Vikings (Nov. 22):** Played 20 snaps on offense and 21 on special teams snaps, making a pair of impactful plays in the game...Posted a 70-yard kickoff return late in the first quarter to the Minnesota 34 to help set up Crosby's 47-yard FG on the first return of his pro career...It marked the longest return by a Packer on his first NFL kickoff return since Dave Hampton's 89-yarder vs. San Francisco on Sept. 28, 1969...The return was the longest by a Packer since DB Micah Hyde posted a 70-yarder vs. Pittsburgh on Dec. 22, 2013...With the Packers leading 9-6 late in the first half, came back on a deep throw from Rodgers to draw a 50-yard pass-interference penalty on third-and-15 on CB Terence Newman, giving Green Bay the ball at the Minnesota 35 on a drive that would be capped off with a 10-yard TD catch by Randall Cobb...Added a tackle on special teams.

►**vs. Chicago Bears (Nov. 26):** Had two kickoff returns for 82 yards (41.0 avg.), highlighted by a 64-yard return in the second quarter to the Chicago 33 that helped set up a 22-yard Mason Crosby FG...Took the return down the middle of the field, breaking several tackle attempts before bouncing it out down the left sideline...Became the first Packer to post a kickoff return of 60-plus yards in back-to-back games since WR Robert Brooks in 1993 (Oct. 3-10)...Became the first NFL player to register two kickoff returns of 60-plus yards in his first four attempts since Oilers CB Willie Tullis in 1981...Added a tackle on special teams.

►**at Detroit Lions (Dec. 3):** Returned two kickoffs for 46 yards (23.0 avg.).

►**vs. Dallas Cowboys (Dec. 13):** Led the team with a career-high three tackles on special teams...On all three of the stops, which came on punt returns, brought down WR Lucky Whitehead for a 2-yard loss...Returned two kickoffs for 40 yards (20.0 avg.).

►**at Oakland Raiders (Dec. 20):** Posted a 27.0-yard average on four kickoff returns...After Oakland took a 20-17 lead midway through the third quarter, posted a 47-yard kickoff return out to the Green Bay 47, helping set up Rodgers' 30-yard TD pass to WR James Jones three plays later that gave the Packers a 24-20 lead, one they would never relinquish...Posted a tackle on special teams, bringing down WR Jeremy Ross for a 2-yard loss on a punt return early in the first quarter.

►**at Arizona Cardinals (Dec. 27):** Had one kickoff return for 21 yards...Played 20 snaps on special teams and two on offense.

95 Datone Jones, DE, 3rd Year, UCLA

• Played in 13 games with three starts and appeared in both playoff contests in 2014. Ranked No. 4 on the team in pressures (15) and tied for No. 5 in QB hits (eight) during the regular season.

• In the 2014 postseason contest against Dallas, became the first Packer to register a blocked FG and a fumble recovery in a playoff game.

• Was one of four Packers to appear in all 16 games as a rookie in 2013, joining T David Bakhtiari, S Chris Banjo and CB Micah Hyde.

2015 SEASON: Has played in 14 games and has posted 23 tackles (15 solo), three sacks, 13 QB hits (No. 2 on the team), 12 pressures (No. 4) and two passes defended...Also has a blocked FG.

►**at Chicago Bears (Sept. 13):** Did not play (reserve/suspended).

►**vs. Seattle Seahawks (Sept. 20):** Made his season debut, appearing on 15 plays...Posted two solo tackles, a QB hit and a pressure...Got into the backfield to stop RB Marshawn Lynch for a 1-yard loss on a run in the third quarter.

►**vs. Kansas City Chiefs (Sept. 28):** Played 22 snaps on defense and posted two solo tackles and a QB pressure.

►**at San Francisco 49ers (Oct. 4):** Appeared on 15 plays on defense, recording an assisted tackle, two QB hits and a pressure.

►**vs. St. Louis Rams (Oct. 11):** Recorded the first blocked FG of his career in the regular season when he deflected K Greg Zuerlein's 50-yard attempt in the third quarter...Had a hand in CB Quinten Rollins' INT return for a TD late in the first quarter as he beat RG Rodger Saffold to deliver a hit on QB Nick Foles and force an overthrow of his pass intended for TE Jared Cook...Led the team in both QB hits (four) and pressures (four) in just 22 snaps of action.

►**vs. San Diego Chargers (Oct. 18):** Played 25 snaps on defense and recorded two tackles (both solo), a sack, an additional tackle for a loss, a pressure, a QB hit and a pass defended...Got a hand up to deflect a QB Philip Rivers pass late in the first quarter on third down to force the Chargers to settle for a FG...Came off the edge from a stand-up position on the left side to beat T Joe Barksdale and chase down Rivers from behind for a 4-yard sack midway through the fourth quarter to force a San Diego punt...On third-and-goal from the Green Bay 2 with 23 seconds remaining in the game, made an inside move to beat RG D.J. Fluker and get into the backfield to stop RB Danny Woodhead for a 1-yard loss.

►**at Denver Broncos (Nov. 1):** Played 18 snaps on defense and posted three tackles (two solo)...In the second quarter, stopped RB Ronnie Hillman for a 1-yard loss on a second-down run and then brought him down again for no gain on third down to force the Broncos to settle for a 50-yard FG.

►**at Carolina Panthers (Nov. 8):** Appeared on 16 plays on defense and recorded a QB pressure.

►**vs. Detroit Lions (Nov. 15):** Appeared on 30 plays and posted a QB pressure...Helped limit the Lions to just 45 yards rushing on 26 attempts (1.7 avg.), the fewest rushing yards allowed to an opponent on 25-plus attempts since Miami rushed for 37 yards on 25 carries vs. the Packers on Sept. 22, 1991.

►**at Minnesota Vikings (Nov. 22):** Played 31 snaps and matched his career high with two sacks...Early in the second quarter, came from a standup position on the left side to blow past T T.J. Clemmings and bring QB Teddy Bridgewater down for an 18-yard loss...In the fourth quarter, beat G Mike Harris with an inside move and shook off a block from RB Matt Asiata to sack Bridgewater for a 10-yard loss on third down to force a Minnesota punt...Later in the fourth quarter, batted down a Bridgewater pass on third down...Finished with two solo tackles, two QB hits and a pass defended.

►**vs. Chicago Bears (Nov. 26):** Played 27 snaps and posted four tackles (three solo), including a tackle for a loss in the third quarter...From a standup position on the left side, blew past T Kyle Long to bring down RB Jeremy Langford for a 4-yard loss on a run.

►**at Detroit Lions (Dec. 3):** Appeared on 27 plays and registered two tackles (one solo).

►**vs. Dallas Cowboys (Dec. 13):** Played 31 snaps and registered an assisted tackle, a QB hit and a pass defended...Deflected QB Matt Cassel's pass at the line that was intended for WR Cole Beasley in the fourth quarter.

► **at Oakland Raiders (Dec. 20):** Appeared on 39 plays and registered two assisted tackles, two pressures and two QB hits.

► **at Arizona Cardinals (Dec. 27):** Played 34 snaps and recorded two tackles (one solo).

89 James Jones, WR, 9th Year, San Jose State

• Re-signed with the Packers in September 2015, returning to the team that he spent his first seven seasons in the league (2007-13) with before joining Oakland in 2014.

• Ranks 12th in franchise history in receiving yards (5,093), ninth in receptions (356) and ninth in receiving TDs (45).

• Led the NFL with 14 TD catches in 2012, the first Packer to lead the league in the category since WR Sterling Sharpe did so with his franchise-record 18 in 1994.

2015 SEASON: Has played in all 15 games with 14 starts and has 46 receptions for 788 yards (17.1 avg.) and a team-high eight TDs...Is tied for No. 8 in the NFL with 12 catches of 25-plus yards, a career high (eight, 2013)...Among players with two receptions per game, ranks No. 7 in the league with a 17.1-yard receiving average and No. 8 with a first-down percentage of 78.3 (36 of 46)...Is tied for No. 3 in the NFL with five TD catches of 25-plus yards...Has made at least one 20-yard catch in nine games this season...Was named an alternate for the Pro Bowl for the first time as a Packer.

► **at Chicago Bears (Sept. 13):** In his first game back in a Green Bay uniform, started as the third WR and led the team with two TD receptions as part of a four-catch, 51-yard (12.8 avg.) afternoon...Became the first Packer to have two TD catches in a season opener since WR Antonio Freeman in 1998...Late in the first quarter, was split out wide to the left and made a leaping grab with his left hand over CB Alan Ball for the 13-yard score on the side of the end zone to put Green Bay up, 7-3...On his second TD, which came early in the third quarter, was split out left again and beat Ball on a slant for the 1-yard score...Caught a team-long 34-yard pass from Rodgers in the second quarter with Ball covering him.

► **vs. Seattle Seahawks (Sept. 20):** Started as the third WR and played 70 of 71 snaps, catching a TD pass for the second straight game...The score came on the opening drive as Jones was split out wide to the right, matched up against CB Richard Sherman...Rodgers drew DE Michael Bennett offside, creating a free play as Jones beat Sherman to the inside as Rodgers stepped up in the pocket and found him over the middle at the front of the end zone for the 29-yard score.

► **vs. Kansas City Chiefs (Sept. 28):** Led the team with 139 receiving yards and a TD on seven catches (19.9 avg.), the third-highest single-game yardage output of his career...Brought his season total to four TD catches, joining Cobb as the first Packers to post four receiving TDs in the first three games of the season since TE Keith Jackson did so in 1996...Became the first Packer to post a TD catch in each of the first three games of the season since TE Bubba Franks in 2001...On the 27-yard TD catch, which came with just under a minute remaining in the first half, was split out wide to the left against CB Marcus Cooper...Streaked down the field after the Chiefs jumped offside, making the back-shoulder catch in the end zone with Cooper losing his footing...Five of his seven catches went for first downs, including a team-long 52-yarder early in the fourth quarter that came on another free play...After the Chiefs jumped offside, made a back-shoulder grab down the seam at the Chiefs' 42 as S Tyvon Branch fell to the ground, taking it all the way down the right sideline to the Kansas City 8 to set up Rodgers' 4-yard TD pass to Cobb three plays later.

► **at San Francisco 49ers (Oct. 4):** Paced the team with 98 yards receiving on five catches (19.6 avg.), highlighted by a pair of 35-plus-yard catches...On third-and-7, made a sideline grab at the San Francisco 8 with CB Kenneth Aker in tight coverage, getting both feet in bounds on the 38-yard catch that would set up FB John Kuhn's 1-yard TD run three plays later to put Green Bay up, 17-3...Late in the first half, found an opening in the defense between Aker and LB NaVorro Bowman and then spun away from Aker and S Antoine Bethea as he took it down the left sideline for a 36-yard gain to the Green Bay 49.

► **vs. St. Louis Rams (Oct. 11):** Led the team with 77 yards receiving on two catches (38.5 avg.), highlighted by his 65-yard TD catch early in

the third quarter that put the Packers ahead, 24-10...Was matched up with DB Lamarcus Joyner and caught a pass over the middle from Rodgers at the St. Louis 47 before taking it down the right sideline and outrunning S Rodney McLeod for the 65-yard score...It marked his longest TD reception since an 83-yarder vs. Detroit on Oct. 6, 2013, and it was his seventh career TD grab of 65-plus yards.

► **vs. San Diego Chargers (Oct. 18):** Posted his sixth TD catch of the season, hauling in a back-shoulder throw from Rodgers with CB Brandon Flowers covering him for an 8-yard score late in the third quarter to put the Packers up, 24-17, a lead they wouldn't relinquish...Finished with two receptions for 30 yards (15.0 avg.).

► **at Denver Broncos (Nov. 1):** Started and played 47 of 53 snaps...Had one reception for 2 yards.

► **at Carolina Panthers (Nov. 8):** Caught two passes for 57 yards (28.5 avg.), including a 36-yard grab from Rodgers in the fourth quarter...Made a leaping catch over CB Josh Norman to convert a fourth-and-14 as Rodgers scrambled to his left and found him down the field, his eighth of 25-plus yards on the season as he matched his single-season career high set in 2013.

► **vs. Detroit Lions (Nov. 15):** Played 86 snaps, but did not have any receptions.

► **at Minnesota Vikings (Nov. 22):** Played 66 snaps and led the team with six receptions for 109 yards (18.2 avg.) and a TD, highlighted by three catches of 25-plus yards to match his career high (at Jacksonville, Dec. 14, 2008)...With the Packers leading 19-13, made a juggling 37-yard catch on third-and-6 down to the Minnesota 28...Made a route adjustment on the play, turning up the field to beat CB Xavier Rhodes down the sideline as he secured the ball as he went to the ground...Three plays later, on the first play of the fourth quarter, made a diving catch in the end zone, tapping both feet in bounds for the 27-yard TD...Also caught a flip pass from Rodgers on the next play for the two-point conversion and a 27-13 lead.

► **vs. Chicago Bears (Nov. 26):** Played all 78 snaps, but did not have any receptions.

► **at Detroit Lions (Dec. 3):** Posted a 19-yard reception in the fourth quarter on the second-to-last play of the game, lateraling the ball to TE Richard Rodgers, who then threw a lateral to QB Aaron Rodgers, who drew a face-mask penalty on the play to give the Packers one final, untimed play.

► **vs. Dallas Cowboys (Dec. 13):** Played 82 snaps and caught four passes for 49 yards (12.3 avg.), with three of the receptions going for first downs...Had a 13-yard catch to the Dallas 19 in the second quarter on third-and-10, keeping a drive alive that would be capped off with a 13-yard TD pass from Rodgers to RB James Starks.

► **at Oakland Raiders (Dec. 20):** Led the team with six receptions for 82 yards (13.7 avg.), highlighted by a 30-yard TD catch in the third quarter that gave the Packers a 24-20 lead, one they would not relinquish...Found an opening in zone coverage, running past CB David Amerson down the right sideline and hauling in a pass from Rodgers near the Oakland 5 before S Charles Woodson could come over in coverage...Had five grabs for 75 yards (15.0 avg.) in the second half...Matched his season high with five receiving first downs...Eclipsed the 5,000-yard receiving mark as a Packer, becoming just the 12th player in franchise history to do so.

► **at Arizona Cardinals (Dec. 27):** Led the team with five receptions for 46 yards (9.2 avg.), with four of his catches going for first downs...Caught a two-point conversion pass from Rodgers in the third quarter, making a leaping catch over CB Justin Bethel.

30 John Kuhn, FB, 10th Year, Shippensburg

• Has played in 138 games with the Packers (2007-15), the most by an offensive player on the team over that span.

• Selected to the Pro Bowl in 2014, his second career selection (2011), and was named first-team All-Pro by *The Associated Press* for the first time in his career. Became the first Green Bay fullback since William Henderson in 2004 to be named to the Pro Bowl and earn first-team All-Pro honors in the same season.

• Has blocked for a 1,000-yard rusher in four of his last seven seasons (Ryan Grant, 2008-09; Eddie Lacy, 2013-14).

2015 SEASON: Has played in all 15 games with five starts, seeing time

on offense and special teams...Has eight carries for 25 yards (3.1 avg.) and two TDs...Also has four catches for 42 yards (10.5 avg.)...The two rushing TDs are his most in a season since 2011 (four)...Was named first alternate for the Pro Bowl...Has registered four tackles on special teams.

▶**at Chicago Bears (Sept. 13):** Played seven snaps on offense and six on special teams.

▶**vs. Seattle Seahawks (Sept. 20):** Appeared on nine plays on offense and eight on special teams.

▶**vs. Kansas City Chiefs (Sept. 28):** Played 13 snaps on offense and 10 on special teams, recording a tackle.

▶**at San Francisco 49ers (Oct. 4):** Scored on a 1-yard run up the middle midway through the third quarter to give Green Bay a 14-3 lead, his first rushing TD since the 2014 season opener at Seattle...Added an 8-yard catch in the third quarter, his first reception of the season.

▶**vs. St. Louis Rams (Oct. 11):** Had a 3-yard run in the fourth quarter...Played 10 snaps on offense and seven on special teams.

▶**vs. San Diego Chargers (Oct. 18):** Had two receptions for 20 yards (10.0 avg.), including a 19-yarder that he caught in the flat on third-and-3 and took down the sideline to the San Diego 13 to help set up QB Aaron Rodgers' 8-yard TD pass to WR James Jones two plays later that put Green Bay up, 24-17...It was his longest reception since a 20-yard grab vs. Minnesota on Nov. 24, 2013...Added a tackle on special teams.

▶**at Denver Broncos (Nov. 1):** Played 11 snaps on special teams and six on offense.

▶**at Carolina Panthers (Nov. 8):** Started for the first time since Week 14 last season, appearing on 10 plays on offense and 16 on special teams.

▶**vs. Detroit Lions (Nov. 15):** Played 14 snaps on special teams and five on offense.

▶**at Minnesota Vikings (Nov. 22):** Played 26 snaps on offense, helping clear holes for Lacy as he rushed for a season-high 100 yards on 22 carries (4.5 avg.)...Had one carry for 4 yards.

▶**vs. Chicago Bears (Nov. 26):** Appeared on 10 plays on offense and nine on special teams...Posted a tackle on special teams.

▶**at Detroit Lions (Dec. 3):** Started, playing 21 snaps on offense...Also appeared on 12 plays on special teams.

▶**vs. Dallas Cowboys (Dec. 13):** Started and played 44 snaps, helping block for Green Bay's 230 rushing yards on 44 carries (5.2 avg.), the most rushing yards by the Packers in a game since Nov. 29, 2004, vs. St. Louis (231 yards on 28 carries)...Helped clear the way for a pair of 70-yard rushers in RB Eddie Lacy (season-high 124 yards and a TD on 24 carries) and RB James Starks (71 yards and a TD on 11 attempts)...Had a season-long 14-yard catch on a screen pass late in the second quarter down to the Dallas 3, helping to set up a 3-yard TD pass from QB Aaron Rodgers to TE Richard Rodgers two plays later...Also had one carry for 2 yards.

▶**at Oakland Raiders (Dec. 20):** Started and played a season-high 47 snaps on offense...Had 12 yards rushing on three carries (4.0 avg.), including a 5-yard TD run up the middle in the first quarter to open up the scoring for Green Bay.

▶**at Arizona Cardinals (Dec. 27):** Started for the fourth straight game, the longest streak of starts in his career...Played 21 snaps and had a 3-yard run.

27 Eddie Lacy, RB, 3rd Year, Alabama

• With 3,041 rushing yards, is one of only two players in team history (RB John Brockington, 3,276) to rush for 3,000-plus yards in his first three seasons in the NFL.

• Ranks No. 5 in the NFL in rushing yards (3,041) and No. 4 in rushing TDs (23) since 2013.

• With 1,139 rushing yards in 2014, became just the fifth player in franchise history to register back-to-back 1,000-yard rushing seasons.

• Registered 100-plus yards from scrimmage in each of the last nine games in 2014, the longest streak in team history.

• Was named the NFL Offensive Rookie of the Year by *The Associated Press* in 2013, joining RB John Brockington (1971) as the only Packers to win the award since its inception in 1957.

2015 SEASON: Has played in 14 games with 11 starts and has registered a team-high 724 rushing yards on 174 carries (4.2 avg.) with three

TDs...Also has 18 receptions for 181 yards (10.1 avg.) and two TDs... Was named an alternate for the Pro Bowl...Missed the Week 10 contest vs. Detroit due to a groin injury.

▶**at Chicago Bears (Sept. 13):** Paced the offense with 85 yards on 19 attempts (4.5 avg.), including a 2-yard TD plunge with just under two minutes remaining that gave Green Bay a 31-16 lead...Rushed for five first downs and added two catches for 14 yards (7.0 avg.), highlighted by a one-handed grab late in the first quarter...Extended to make the catch with his left hand on a shovel pass from QB Aaron Rodgers to pick up 9 yards and the first down.

▶**vs. Seattle Seahawks (Sept. 20):** Had three carries for 9 yards (3.0 avg.), but left the game in the first quarter due to an ankle injury and did not return.

▶**vs. Kansas City Chiefs (Sept. 28):** Despite being limited in practice during the week due to the ankle injury, started and rushed for 46 yards on 10 carries (4.6 avg.)...Added three receptions for 41 yards (13.7 avg.), highlighted by his 26-yard reception on Green Bay's opening TD drive when he caught a flip pass from Rodgers and hurdled LB Josh Mauga before taking it down the left sideline to the Kansas City 8.

▶**at San Francisco 49ers (Oct. 4):** Led the team with a season-high 90 yards rushing on 18 carries (5.0 avg.), part of a season-best 162-yard effort by Green Bay on the ground...Matched his season high with five first downs.

▶**vs. St. Louis Rams (Oct. 11):** Rushed for 27 yards on 13 carries (2.1 avg.) and had an 8-yard reception.

▶**vs. San Diego Chargers (Oct. 18):** Carried the ball four times for 3 yards (0.8 avg.) and added two receptions for 17 yards (8.5 avg.).

▶**at Denver Broncos (Nov. 1):** Led the team with 38 rushing yards and a TD on 11 carries (3.5 avg.)...Had a 15-yard run down to the Denver 7 late in the second quarter and then scored on a 2-yard run two plays later.

▶**at Carolina Panthers (Nov. 8):** Posted 10 yards rushing on five carries (2.0 avg.)...Departed in the fourth quarter due to a groin injury and did not return.

▶**vs. Detroit Lions (Nov. 15):** Inactive (groin), just his second NFL game missed due to injury.

▶**at Minnesota Vikings (Nov. 22):** Led the team with 100 rushing yards on a season-best 22 attempts (4.5 avg.)...Matched his season high with five first downs...Had a season-long 27-yard gain early in the second quarter, spinning away from S Andrew Sendejo and breaking a tackle attempt from S Harrison Smith on the big gain.

▶**vs. Chicago Bears (Nov. 26):** Rushed for 105 yards on 17 carries (6.5 avg.), the first time in his career that he had posted back-to-back 100-yard rushing games...He also became the first Packer to do so since RB Ahman Green registered three straight 100-yard games in 2006...Posted a season-long 29-yard run on the second play from scrimmage, spinning away from tackle attempts by S Adrian Amos and LB Willie Young as he bounced the run out down the left sideline...Added four receptions for 34 yards (8.5 avg.), highlighted by a 25-yard TD on a screen pass in the first quarter...The score gave him a TD in all six of his career games against the Bears, tying Cardinals WR Larry Fitzgerald (six games vs. Philadelphia) for the longest current TD streak in the league against one opponent to start a career.

▶**at Detroit Lions (Dec. 3):** Had 5 rushing yards on four carries (0.8 avg.).

▶**vs. Dallas Cowboys (Dec. 13):** Led the offense with a season-high 124 rushing yards and a TD on 24 attempts (5.2 avg.), his third 100-yard rushing effort in the last four games...Rushed for nine first downs, matching his career high set at Minnesota on Nov. 23, 2014...Also matched his career best with five runs of 10-plus yards (at Dallas, Dec. 15, 2013; vs. Minnesota, Oct. 2, 2014)...His long run of 24 yards came late in the fourth quarter with just under three minutes remaining when he found a running lane between G T.J. Lang and T Bryan Bulaga...Dragged several Dallas defenders with him at the tail end of the run before being brought down at the Dallas 1; took it in for the 1-yard TD on a run on the next play...Picked up 24 yards on a screen pass in the first quarter, spinning away from tackle attempts at the end of the play as he took it down to the Dallas 4...Helped the Packers rack up 230 yards on the ground on 44 attempts (5.2 avg.),

the most rushing yards by Green Bay in a game since Nov. 29, 2004, vs. St. Louis (231 yards on 28 attempts).

▶ **at Oakland Raiders (Dec. 20):** Started and rushed for 23 yards on 11 attempts (2.1 avg.).

▶ **at Arizona Cardinals (Dec. 27):** Led the team with 60 yards rushing on 12 carries (5.0 avg.), including a 25-yard run off left tackle in the third quarter...Went over the 3,000-yard rushing mark for his career...Scored Green Bay's lone TD of the game, taking a screen pass 28 yards for the score in the third quarter.

70 T.J. Lang, G, 7th Year, Eastern Michigan

• Has started 77 of 79 games since 2011, which is tied with G Josh Sitton for the most by any Green Bay player on the offensive side of the ball over that span.

• Opened all 16 contests at RG in 2014 and was named a Pro Bowl alternate for the first time in his career.

• Has started 80 games during his career, opening contests at four different positions (46 at RG, 27 at LG, five at RT, two at LT).

2015 SEASON: Has started all 14 games he has played in at RG... Was sidelined in Week 13 (shoulder)...Part of a line that has helped the Packers rank tied for No. 3 in the league in giveaways (15), tied for No. 1 in zero-giveaway games (eight), No. 10 in rushing (118.3 ypg) and No. 13 in scoring (23.7 ppg)...Has helped the offense register eight games with 120-plus rushing yards, which is tied for No. 5 in the NFL...Was named an alternate for the Pro Bowl.

▶ **at Chicago Bears (Sept. 13):** Started at RG and played all 60 snaps as the offensive line didn't allow a sack of QB Aaron Rodgers...Protected Rodgers as he threw for 189 yards and three TDs on 18-of-23 passing for a 140.5 passer rating...Helped clear holes for a ground game that produced 133 yards on 30 carries (4.4 avg.), highlighted by RB Eddie Lacy's 85 yards on 19 attempts (4.5 avg.).

▶ **vs. Seattle Seahawks (Sept. 20):** Started at RG and played all 71 snaps...Helped protect Rodgers as he connected on 25 of 33 passes for 249 yards and two TDs with no INTs for a 116.9 passer rating...With Lacy departing after just eight snaps due to an ankle injury, helped clear holes for RB James Starks as he racked up 95 yards on 20 carries (4.8 avg.)... With 127 yards as a team on 29 attempts (4.4 avg.), it marked the first time since 2004 that the Packers posted 125-plus rushing yards in both of the first two games...Combo-blocked DE Michael Bennett with C Corey Linsley on Starks' game-long 35-yard run midway through the third quarter.

▶ **vs. Kansas City Chiefs (Sept. 28):** Started at RG and played all 76 snaps...Protected Rodgers as the line allowed just one sack to a Kansas City defense that had registered eight sacks in the first two games... Helped give Rodgers time to complete 24 of 35 passes for 333 yards and five TDs with no INTs, the fourth game of his career with five-plus TD passes, a franchise record...Also helped clear holes for a rushing attack that delivered 123 yards on 32 attempts (3.8 avg.), the third straight game this season that the Packers have registered 120-yards on the ground...It marked the first time since 1996 that Green Bay began a season with three consecutive 120-yard rushing games.

▶ **at San Francisco 49ers (Oct. 4):** Started at RG and played all 73 snaps, helping the Packers rush for a season-high 162 yards and a TD on 33 attempts (4.9 avg.)...It marked the fourth straight 120-yard rushing effort by the Packers, the first time they had cleared that mark in each of the first four games since 1971...Helped the Packers control the clock for a season-high 36:34.

▶ **vs. St. Louis Rams (Oct. 11):** Started at RG and appeared on 24 snaps before departing the game with a knee injury with just over six minutes remaining in the second quarter...Did not return.

▶ **vs. San Diego Chargers (Oct. 18):** Started at RG and played all 53 snaps despite being limited in practice during the week after sustaining a knee injury in Week 5...Helped the Packers post 133 rushing yards on just 17 carries, a 7.8-yard average that was the best by Green Bay since Oct. 10, 2010, at Washington (9.2, 17-157)...Helped clear the way for Starks' 112 yards on just 10 carries (11.2 avg.), the best yards-per-carry average by an NFL back this season (min. 10 att.)...On Green Bay's first offensive snap, sealed ILB Donald Butler to help clear a lane for Starks on a toss

play that picked up 25 yards...Had a key fumble recovery early in the fourth quarter with the Packers protecting a 24-20 lead...Recovered a fumble by RB Eddie Lacy at the Green Bay 25 to retain possession.

▶ **at Denver Broncos (Nov. 1):** Started at RG and played 51 of 53 snaps...Was out of the game for the final two plays (coach's decision).

▶ **at Carolina Panthers (Nov. 8):** Started at RG and played all 77 snaps...Helped protect Rodgers as he threw for a season-high 369 yards and four TDs on 25-of-48 passing.

▶ **vs. Detroit Lions (Nov. 15):** Started at RG and played 86 of 87 snaps, coming off the field for one play in the fourth quarter due to an injury...Helped protect Rodgers as he completed a career-high 35 passes and threw for 333 yards, his second straight 300-yard game.

▶ **at Minnesota Vikings (Nov. 22):** Started at RG and played all 77 snaps, helping clear holes for Lacy as he rushed for a season-high 100 yards on 22 carries (4.5 avg.)...Part of a line that allowed just two sacks of Rodgers as he threw for 212 yards and two TDs with no INTs...Had the key block on Starks' 30-yard pass early in the third quarter, cutting LB Eric Kendricks to help spring him for the big gain.

▶ **vs. Chicago Bears (Nov. 26):** Started at RG and played all 78 snaps...Helped the offense rack up a season-high 177 yards rushing on 28 carries (6.3 avg.), the best yardage total on the ground by Green Bay since the team posted 179 yards vs. Atlanta in Week 14 last season...Blocked for Lacy as he registered a season-high 105 yards rushing on 17 carries (6.2 avg.), the first Green Bay RB to register back-to-back 100-yard rushing games since Ahman Green in 2006 (three straight).

▶ **at Detroit Lions (Dec. 3):** Inactive (shoulder), the first time in his career that he did not dress due to injury...It snapped a streak of 46 consecutive regular-season games played.

▶ **vs. Dallas Cowboys (Dec. 13):** Started and played all 87 snaps, helping the Packers record season highs for rushing yards (230), first downs (29) and time of possession (37:48)...The 230 rushing yards on a season-high 44 attempts (5.2 avg.) were the most by Green Bay in a game since Nov. 29, 2004, vs. St. Louis (231 yards on 28 carries)...Helped block for a pair of 70-yard rushers in Lacy (season-high 124 yards and a TD on 24 carries) and Starks (71 yards and a TD on 11 attempts)...The Packers' 435 yards of total offense was their second-highest total of the season and the most since Week 3 vs. Kansas City (448).

▶ **at Oakland Raiders (Dec. 20):** Started and played all 76 snaps... Helped limit the Oakland defense, who entered the game with 19 sacks in its previous five games, to just two sacks on the afternoon.

▶ **at Arizona Cardinals (Dec. 27):** Started and played 65 of 72 snaps, appearing on all but the final two series of the game (coach's decision)... Helped Lacy rush for 60 yards on 12 carries (5.0 avg.).

63 Corey Linsley, C, 2nd Year, Ohio State

• Started every game in 2014, becoming the first rookie center to do so for the Packers since the league went to a 16-game schedule in 1978.

• Was named to the PFWA's All-Rookie team, the first Green Bay center to be honored since its inception in 1974.

• Became the first Green Bay rookie to start at center in the season opener since the 1970 AFL-NFL merger.

• Was the only player on offense to play every snap for the Packers in 2014.

2015 SEASON: Has started all 12 games he has played in at C...Missed two games (Weeks 12 and 14) due to an ankle injury and dressed but did not play in Week 15...Part of a line that has helped the Packers rank tied for No. 3 in the league in giveaways (15), tied for No. 1 in zero-giveaway games (eight), No. 10 in rushing (118.3 ypg) and No. 13 in scoring (23.7 ppg)...Has helped the offense register eight games with 120-plus rushing yards, which is tied for No. 5 in the NFL.

▶ **at Chicago Bears (Sept. 13):** Started at C and played all 60 snaps as the offensive line didn't allow a sack of QB Aaron Rodgers...Protected Rodgers as he threw for 189 yards and three TDs on 18-of-23 passing for a 140.5 passer rating...Helped clear holes for a ground game that produced 133 yards on 30 carries (4.4 avg.), highlighted by RB Eddie Lacy's 85 yards on 19 attempts (4.5 avg.).

▶ **vs. Seattle Seahawks (Sept. 20):** Started at C and played all 71 snaps...Helped protect Rodgers as he connected on 25 of 33 passes for

249 yards and two TDs with no INTs for a 116.9 passer rating...With Lacy departing after just eight snaps due to an ankle injury, helped clear holes for RB James Starks as he racked up 95 yards on 20 carries (4.8 avg.)... With 127 yards as a team on 29 attempts (4.4 avg.), it marked the first time since 2004 that the Packers posted 125-plus rushing yards in both of the first two games...Combo-blocked DE Michael Bennett with G T.J. Lang on Starks' game-long 35-yard run midway through the third quarter, knocking Bennett to the ground and then moving on to block LB K.J. Wright.

►**vs. Kansas City Chiefs (Sept. 28):** Started at C and played all 76 snaps...Protected Rodgers as the line allowed just one sack to a Kansas City defense that had registered eight sacks in the first two games... Helped give Rodgers time to complete 24 of 35 passes for 333 yards and five TDs with no INTs, the fourth game of his career with five-plus TD passes, a franchise record...Also helped clear holes for a rushing attack that delivered 123 yards on 32 attempts (3.8 avg.), the third straight game this season that the Packers have registered 120-yards on the ground...It marked the first time since 1996 that Green Bay began a season with three consecutive 120-yard rushing games.

►**at San Francisco 49ers (Oct. 4):** Started at C and played all 73 snaps, helping the Packers rush for a season-high 162 yards and a TD on 33 attempts (4.9 avg.)...It marked the fourth straight 120-yard rushing effort by the Packers, the first time they had cleared that mark in each of the first four games since 1971...Helped the Packers control the clock for a season-high 36:34.

►**vs. St. Louis Rams (Oct. 11):** Started at C and appeared on all 62 snaps...Part of a line that gave up just two sacks to a St. Louis defense that entered the game tied for No. 2 in the league in the category with 17 in the first four contests.

►**vs. San Diego Chargers (Oct. 18):** Started at C and played all 53 snaps...Helped the Packers post 133 rushing yards on just 17 carries, a 7.8-yard average that was the best by Green Bay since Oct. 10, 2010, at Washington (9.2, 17-157)...Helped clear the way for Starks' 112 yards on just 10 carries (11.2 avg.), the best yards-per-carry average by an NFL back this season (min. 10 att.)...On Green Bay's first offensive snap, sealed DE Kendall Reyes to help clear a lane for Starks on a toss play that picked up 25 yards.

►**at Denver Broncos (Nov. 1):** Started at C and played all 53 snaps.

►**at Carolina Panthers (Nov. 8):** Started at and played all 77 snaps... Helped protect Rodgers as he threw for a season-high 369 yards and four TDs on 25-of-48 passing...Got up the field and sealed LB Thomas Davis to help provide a lane for Starks on a screen pass that went 29 yards for a TD midway through the fourth quarter.

►**vs. Detroit Lions (Nov. 15):** Started at C and played all 87 snaps, helping protect Rodgers as he completed a career-high 35 passes and threw for 333 yards, his second straight 300-yard game.

►**at Minnesota Vikings (Nov. 22):** Started at C, but departed with 5:30 remaining in the first quarter after just 12 snaps due to an ankle injury, one that would sideline him for the remainder of the game as he missed the first action of his career.

►**vs. Chicago Bears (Nov. 26):** Inactive (ankle), his first game missed due to injury in his career.

►**at Detroit Lions (Dec. 3):** Returned to action, starting at C and playing 28 snaps before reinjuring his ankle in the second quarter...Did not return.

►**vs. Dallas Cowboys (Dec. 13):** Inactive (ankle).

►**at Oakland Raiders (Dec. 20):** Dressed, but did not play (ankle).

►**at Arizona Cardinals (Dec. 27):** Started and played 71 of 72 snaps... Helped Lacy rush for 60 yards on 12 carries (5.0 avg.).

59 Rick Lovato, LS, Rookie, Old Dominion

• Signed with the Packers as a free agent on Dec. 22 after LS Brett Goode sustained a season-ending knee injury in Week 15 at Oakland.

• Entered the NFL as an undrafted free agent with the Chicago Bears in May 2015 and was with Chicago during the preseason.

• Appeared in all 50 games for Old Dominion as the Monarchs' long snapper from 2011-14.

2015 SEASON: Has played in one game after signing with the club on

Dec. 22.

►**at Arizona Cardinals (Dec. 27):** Handled snapping duties for P Tim Masthay's six punts.

8 Tim Masthay, P, 6th Year, Kentucky

• Ranks No. 1 in team history (min. 150 attempts) in both career gross punting average (44.2) and career net punting average (38.7).

• Ranks No. 1 in team annals (since 1976) for the most career punts placed inside the 20 with 132, having surpassed Craig Hentrich's mark of 104 last season.

• Set a franchise record (since 1976) with a 38.95-yard net punting average in 2013, and holds the top four single-season marks (2010-13) in team annals.

• His 45.6-yard gross average in 2011 set a franchise record, eclipsing the 45.0-yard mark set by Hentrich in 1997. Holds two of the top four single-season gross punting averages in team history (44.6 in 2013).

2015 SEASON: Has posted a 43.8-yard gross average and a net average of 40.3 yards on 77 punts this season...Ranks No. 12 in the NFL in net punting average...Has posted a 44.9-yard net average since Week 13, No. 1 in the NFL over that span, and a 47.6-yard gross average over the last four contests, No. 2 in the league behind only Titans P Brett Kern (48.7)...Has placed 18 punts inside the 20 with six touchbacks...Has also served as the holder for all field goals and extra points...Has two tackles on special teams.

►**at Chicago Bears (Sept. 13):** Punted twice for a 48.5-yard gross average and a 33.0-yard net...Had a long punt of 54 yards.

►**vs. Seattle Seahawks (Sept. 20):** Posted a 46.3-yard gross average and a 39.0-yard net average on three punts.

►**vs. Kansas City Chiefs (Sept. 28):** Punted five times on the evening, recording a 43.0-yard gross average and a net average of 39.4 yards...Placed two punts inside the 20.

►**at San Francisco 49ers (Oct. 4):** Recorded a 39.2-yard gross average and a 37.2-yard net average on six punts...Placed a 48-yarder out of bounds at the San Francisco 10 in the first quarter.

►**vs. St. Louis Rams (Oct. 11):** Punted four times for a 47.8-yard gross average and a 36.8-yard net average.

►**vs. San Diego Chargers (Oct. 18):** Posted a season-best 42.3-yard net punting average on four punts, including two punts placed inside the 20...With San Diego posting minus-7 return yards on his four punts, he recorded a higher net average than gross average (40.5) for the first time in his career...It was also the first time a Green Bay punter had accomplished that feat since B.J. Sander on Sept. 18, 2005, vs. Cleveland.

►**at Denver Broncos (Nov. 1):** Posted a 46.2-yard gross average and a 43.8-yard net average on his five punts...The net average was his top mark (min. four punts) since Week 7 last season vs. Carolina (44.0 yards on five punts).

►**at Carolina Panthers (Nov. 8):** Punted eight times on the afternoon for a 44.6-yard gross average and a 40.3-yard net average...Placed two punts inside the 20 and registered a season-long 56-yard punt in the first quarter...Added a tackle on special teams.

►**vs. Detroit Lions (Nov. 15):** Punted a career-high nine times on the day, recording a 41.3-yard gross average and a 37.0-yard net average... Placed a season-high three punts inside the 20, his best total since recording five vs. Minnesota in Week 5 of 2014...That included a punt downed at the Detroit 3 in the second quarter and another downed at the Detroit 7 in the third quarter...Added a tackle on special teams.

►**at Minnesota Vikings (Nov. 22):** Posted a 38.0-yard gross and net average, including two punts inside the 20...Angled a 50-yarder out of bounds at the Minnesota 9 in the fourth quarter.

►**vs. Chicago Bears (Nov. 26):** Registered a 35.6-yard gross average and a 34.2-yard net average on five punts...Placed two punts inside the 20, his career-high fourth straight game with two or more punts inside the 20.

►**at Detroit Lions (Dec. 3):** Posted a season-high 44.3-yard net average on six punts (47.7-yard gross)...Recorded a season-long 62-yard punt, his franchise-record sixth straight season with at least one 60-yard punt.

►**vs. Dallas Cowboys (Dec. 13):** Registered a 44.7-yard net average on six punts, the first time in his career that he had posted back-to-back

games with a net average of 44.0-plus yards...Became the first Green Bay punter in team history (since 1976) to post a net average of 44.0-plus yards in two straight games in the same season...Had a long of 53 yards and a gross average of 47.0 yards.

► **at Oakland Raiders (Dec. 20):** Extended his franchise-record single-season streak to three straight games with a net average of 44.0-plus yards (career-high 48.5-yard average on four punts)...The 48.5-yard net average was the second highest in team history (since 1976), trailing only Jon Ryan's mark of 49.0 yards vs. Detroit on Dec. 30, 2007.

► **at Arizona Cardinals (Dec. 27):** Punted six times on the afternoon, recording a 44.7-yard gross average and a 43.2-yard net average with two punts inside the 20...Registered a net average of 43.0-plus yards for the fourth straight game...On a fourth-and-2 late in the first half, picked up 7 yards on a run out to the Arizona 48 on a fake punt.

52 Clay Matthews, LB, 7th Year, Southern California

• Ranks third in franchise history with 66.5 career sacks, trailing only DEs Kabeer Gbaja-Biamila (74.5) and Reggie White (68.5).

• Was selected to his sixth Pro Bowl this season, his first at inside LB. Is tied with White for the second-most selections by a Green Bay player in team history, trailing only S Willie Wood (eight).

• Started all 16 games for the first time in his career in 2014, opening four at LOLB, six at ROLB and six at MLB. Played on the inside for the first time in his career beginning in Week 10.

• Named to his fifth career Pro Bowl in 2014 (the most by a Green Bay LB) after recording 69 tackles, a team-best 11.0 sacks (No. 12 in the NFL), an interception, two forced fumbles, six passes defended, 17 QB hits (tied for No. 2 on the team) and 21 pressures (No. 2 on the team).

• Joined Houston DE J.J. Watt and Denver OLB DeMarcus Ware as the only players in the league with at least one interception, one forced fumble and 10 sacks in 2014.

2015 SEASON: Has started all 15 games at MLB and ranks No. 2 on the team with 82 tackles (54 solo)...Also ranks No. 2 on the team with 5.5 sacks...Leads the team in QB pressures (26) and QB hits (14)...Has added an interception, a fumble recovery and three passes defended...Was selected to his sixth Pro Bowl in seven seasons.

► **at Chicago Bears (Sept. 13):** Started at MLB and made one of the critical plays in the game with just under four minutes remaining when he picked off QB Jay Cutler in Green Bay territory with the Packers protecting a 24-16 lead...On the play, was lined up on the inside and dropped to his left into coverage, stepping in front of TE Martellus Bennett at the Green Bay 20 and returning the interception 42 yards as he took it down the left sideline before turning it up the field...It was the second-longest return of his career and the second straight year that he posted an INT return of 40-plus yards at Chicago (40-yard return, Sept. 28, 2014).

► **vs. Seattle Seahawks (Sept. 20):** Started at MLB and played all 60 snaps, one of four Green Bay defenders to do so...Registered two tackles (one solo) and helped limit RB Marshawn Lynch to just 41 yards on 15 carries (2.7 avg.).

► **vs. Kansas City Chiefs (Sept. 28):** Started at MLB and played 67 of 71 snaps...Registered two sacks, the 13th two-sack game of his career (No. 4 in team history)...Late in the third quarter, was lined up inside and then bounced it out to the left sideline to chase QB Alex Smith down and trip him up for a 1-yard sack at the Green Bay 38...Was standing up on the line in the fourth quarter and then blew past G Ben Grubbs to bring Smith down for a 7-yard sack at the Green Bay 49...Finished with five tackles (four solo) and added a team-high six QB pressures and a QB hit.

► **at San Francisco 49ers (Oct. 4):** Shot between DTs Mike Daniels and B.J. Raji to come up the middle untouched to get to QB Colin Kaepernick for an 8-yard sack on a third down midway through the third quarter to force a San Francisco punt...Earlier in the quarter, stopped RB Carlos Hyde for a 3-yard loss on a run to the right...Finished with three tackles (two solo), three pressures and a QB hit...Helped limit the 49ers to just one rushing first down and Hyde to only 20 yards rushing on eight carries (2.5 avg.).

► **vs. St. Louis Rams (Oct. 11):** Midway through the first quarter, came from around the right end from his MLB spot to share a 7-yard sack

of QB Nick Foles with LB Nick Perry...With 4:40 remaining in the fourth quarter, perfectly timed a blitz up the middle to get to Foles untouched for an 8-yard sack...Finished with five tackles (two solo), three QB hits and two pressures.

► **vs. San Diego Chargers (Oct. 18):** Started at MLB and played 91 of 92 snaps, finishing with seven tackles (four solo), a team-high four QB hits, a team-best four pressures and a fumble recovery...Registered the first fumble recovery since his rookie season of 2009 when he dove on RB Melvin Gordon's fumble forced by S Ha Ha Clinton-Dix at the San Diego 34 with a little over six minutes remaining in the first half...On first-and-goal from the Green Bay 3 with 33 seconds remaining, stuffed RB Danny Woodhead for just a 1-yard gain.

► **at Denver Broncos (Nov. 1):** Started at MLB and played 63 of 67 snaps, departing the game briefly in the third quarter with an ankle injury, but did return...Finished with eight tackles (seven solo) and a QB hit...Brought down RB Ronnie Hillman for a 5-yard loss on a screen pass late in the first half.

► **at Carolina Panthers (Nov. 8):** Started at MLB and appeared on all 67 plays, one of three Green Bay defenders to do so...Was tied for the lead among LBs with seven tackles (four solo) and helped limit RB Jonathan Stewart to an average of 3.1 yards per carry (66 yards on 20 attempts), his lowest average since Week 1.

► **vs. Detroit Lions (Nov. 15):** Started at MLB and played all 65 snaps, one of two defenders to do so (S Morgan Burnett)...Registered seven tackles (four solo) and two passes defended, with the pass breakups coming on back-to-back plays in the first quarter...Dove to break up QB Matthew Stafford's pass intended for TE Brandon Pettigrew in the flat, and then on the next play, came up the middle and got a hand up to knock down another Stafford pass and force a three-and-out...Helped limit the Lions to just 45 yards rushing on 26 attempts (1.7 avg.), the fewest rushing yards allowed to an opponent on 25-plus attempts since Miami rushed for 37 yards on 25 carries vs. the Packers on Sept. 22, 1991.

► **at Minnesota Vikings (Nov. 22):** Played 60 of 64 snaps and was tied for the team lead with 10 tackles (eight solo)...Fought off a block from TE Kyle Rudolph to get to RB Adrian Peterson in the backfield and trip him up for a 3-yard loss late in the second quarter...Midway through the third quarter, blew past a block attempt from FB Zach Line to drop Peterson for another 3-yard loss...Helped limit Peterson, who entered the game ranked No. 1 in the league in rushing, to just 45 yards on 13 carries (3.5 avg.), his lowest yardage total since Week 1.

► **vs. Chicago Bears (Nov. 26):** Played all 67 snaps, one of three Green Bay defenders to do so, and registered five tackles (three solo), a QB hit and a pressure...Helped limit the Bears to an average of 3.3 yards per carry on 31 attempts with a long gain of 14 yards.

► **at Detroit Lions (Dec. 3):** Appeared on all 65 plays and posted four tackles (two solo) and a team-high three QB pressures.

► **vs. Dallas Cowboys (Dec. 13):** Played 49 of 52 snaps and led the team with eight tackles (five solo), a sack, two pressures and a QB hit...Came untouched between RT and RG to drill QB Matt Cassel for an 8-yard sack on third down on the opening play of the fourth quarter, forcing a Dallas punt.

► **at Oakland Raiders (Dec. 20):** Appeared on 72 of 77 plays and posted a QB pressure.

► **at Arizona Cardinals (Dec. 27):** Played 48 snaps and registered an assisted tackle, two QB pressures and a QB hit.

88 Ty Montgomery, WR, Rookie, Stanford

• Finished his career at Stanford as the school's all-time leader in kickoff return yards with 2,493, besting Chris Owusu's mark of 2,132 yards from 2008-11.

• Posted 5,190 all-purpose yards with the Cardinal (334 rushing, 2,125 receiving, 238 PR, 2,493 KOR), the fourth most in school history behind Darrin Nelson, Glyn Milburn and Troy Walters.

• Earned second-team All-Pacific-12 honors as a return specialist and honorable mention All-Pac-12 recognition as a wide receiver as a senior in 2014.

2015 SEASON: Played in six games with three starts, seeing action on

offense and special teams...Missed eight contests due to an ankle injury (Weeks 8-15)...Was placed on injured reserve on Dec. 21...Caught 15 passes for 136 yards (9.1 avg.) and two TDs...Posted a 31.1-yard average on seven kickoff returns and has rushed for 14 yards on three carries (4.7 avg.).

▶**at Chicago Bears (Sept. 13):** Served as the primary kickoff returner, posting a 35.3-yard average on his three returns...Registered a 41-yard return to the Chicago 39 on his first career return and later added a 46-yarder on the opening kick of the second half to help set up a Green Bay TD drive.

▶**vs. Seattle Seahawks (Sept. 20):** Saw the first action of his career on offense, playing 25 snaps and catching four passes for 37 yards (9.3 avg.)...Three of the four catches came on Green Bay's go-ahead TD drive early in the fourth quarter, highlighted by a 17-yard grab...On the play, was lined up in the slot and caught a pass from QB Aaron Rodgers in the right flat, bouncing off tackle attempts by LB Bobby Wagner and CB Richard Sherman as he spun away for extra yardage...Also made a key play late in the first half when he drew a 52-yard pass interference penalty on Sherman as he streaked down the right sideline and made a leaping attempt for Rodgers' pass at the Seattle 35.

▶**vs. Kansas City Chiefs (Sept. 28):** Saw significant action (66 snaps) with starting WR Davante Adams departing the game after just three plays due to an ankle injury...Caught two passes for 14 yards (7.0 avg.), highlighted by the first TD of his career, an 8-yard catch from Rodgers with just under 10 minutes remaining in the first quarter to give Green Bay a 7-0 lead...Was split out wide to the left against CB Marcus Cooper and made an inside move to gain separation before bouncing it back outside to make the grab from Rodgers and take it in for his first NFL score...Also posted a 32.0-yard average on his two kickoff returns.

▶**at San Francisco 49ers (Oct. 4):** Started his first NFL game, opening as the third WR with WR Davante Adams sidelined (ankle)...Played 72 of 73 snaps and caught three passes for 15 yards (5.0 avg.)...Also registered the first rushing attempts of his pro career, picking up 10 yards on two carries (5.0 avg.).

▶**vs. St. Louis Rams (Oct. 11):** Started for the second straight game as the third WR and caught a career-high four passes for a career-best 59 yards (14.8 avg.) and a TD...On third-and-6 on Green Bay's opening drive, came across the middle and found himself wide open at the St. Louis 24, catching the pass from Rodgers and taking it the rest of the way down the middle for the 31-yard TD.

▶**vs. San Diego Chargers (Oct. 18):** Started as the third WR, posting two catches for 11 yards (5.5 avg.) and a 4-yard run, but left the game after sustaining an ankle injury on his 6-yard reception early in the second quarter...Did not return.

▶**at Denver Broncos (Nov. 1):** Inactive (ankle).

▶**at Carolina Panthers (Nov. 8):** Inactive (ankle).

▶**vs. Detroit Lions (Nov. 15):** Inactive (ankle).

▶**at Minnesota Vikings (Nov. 22):** Inactive (ankle).

▶**vs. Chicago Bears (Nov. 26):** Inactive (ankle).

▶**at Detroit Lions (Dec. 3):** Inactive (ankle).

▶**vs. Dallas Cowboys (Dec. 13):** Inactive (ankle).

▶**at Oakland Raiders (Dec. 20):** Inactive (ankle).

55 Andy Mulumba, LB, 3rd Year, Eastern Michigan

• Saw action in two games on special teams in 2014 before being placed on season-ending injured reserve on Sept. 19 due to a knee injury.

• Appeared in 14 games with three starts as a rookie in 2013, recording 34 tackles (17 solo), a sack and a fumble recovery.

• One of three rookie free agents to make the opening-day roster in 2013, he was tied with CB Micah Hyde for the most starts by a Green Bay rookie on the defensive side of the ball with three. Was tied for No. 6 on the team with five tackles on special teams in '13.

2015 SEASON: Has played in five games, seeing time on defense and special teams...Has been inactive for 10 contests (healthy scratch)...Has posted two assisted tackles on defense and two tackles on special teams on special teams.

▶**at Chicago Bears (Sept. 13):** Inactive (healthy scratch).

▶**vs. Seattle Seahawks (Sept. 20):** Played 10 snaps on defense and three on special teams.

▶**vs. Kansas City Chiefs (Sept. 28):** Posted a tackle on special teams, seeing action on 11 plays.

▶**at San Francisco 49ers (Oct. 4):** Appeared on five plays on special teams.

▶**vs. St. Louis Rams (Oct. 11):** Played 13 snaps on defense and one on special teams.

▶**vs. San Diego Chargers (Oct. 18):** Appeared on 18 plays on defense and six on special teams...Registered an assisted tackle on defense and a tackle on special teams.

▶**at Denver Broncos (Nov. 1):** Inactive (healthy scratch).

▶**at Carolina Panthers (Nov. 8):** Inactive (healthy scratch).

▶**vs. Detroit Lions (Nov. 15):** Inactive (healthy scratch).

▶**at Minnesota Vikings (Nov. 22):** Inactive (healthy scratch).

▶**vs. Chicago Bears (Nov. 26):** Inactive (healthy scratch).

▶**at Detroit Lions (Dec. 3):** Inactive (healthy scratch).

▶**vs. Dallas Cowboys (Dec. 13):** Inactive (healthy scratch).

▶**at Oakland Raiders (Dec. 20):** Inactive (healthy scratch).

▶**at Arizona Cardinals (Dec. 27):** Inactive (healthy scratch).

96 Mike Neal, LB, 6th Year, Purdue

• Has registered 17.5 sacks since 2012, good for No. 3 on the team over that span.

• Was limited to just nine games as a pro due to injuries over the course of his first two seasons (2010-11), but rebounded to play in 43 games with 14 starts over the last three seasons (2012-14), including all 16 contests in both 2013 and 2014.

• Enjoyed the finest season of his career in 2013 after transitioning to a hybrid OLB/DE role and going on to set new career highs in every major statistical category.

2015 SEASON: Has played in all 15 games with a career-high 14 starts, opening six contests at LOLB and eight at ROLB...Has registered 39 tackles (26 solo), four sacks (tied for No. 3 on the team), eight QB hits and 10 pressures.

▶**at Chicago Bears (Sept. 13):** Started at LOLB and played 55 snaps on the afternoon...Registered two tackles (both solo), including a stop of RB Matt Forte for a 1-yard loss on a third-quarter run.

▶**vs. Seattle Seahawks (Sept. 20):** Started at ROLB and played 42 snaps, recording a season-high five tackles (two solo)...Stayed home at his ROLB spot to bring down QB Russell Wilson for a 2-yard loss on a zone-read play midway through the fourth quarter.

▶**vs. Kansas City Chiefs (Sept. 28):** Played 44 snaps on defense and shared a sack with DT Mike Daniels early in the third quarter...Came off the right side and got past T Donald Stephenson to bring QB Alex Smith down for a 7-yard loss at the Kansas City 28...Finished with two tackles (one solo) and a pressure.

▶**at San Francisco 49ers (Oct. 4):** With just under 4:30 remaining and the Packers leading, 17-3, came untouched off of the left side to sack QB Colin Kaepernick for an 8-yard loss on fourth down, forcing a turnover on downs.

▶**vs. St. Louis Rams (Oct. 11):** Started at ROLB and played 45 snaps...Posted three tackles (two solo), two pressures and a QB hit...Got into the backfield to trip up RB Todd Gurley for a 3-yard loss on a third-quarter run.

▶**vs. San Diego Chargers (Oct. 18):** Started at ROLB and played 64 snaps, finishing with three tackles (two solo), a half-sack, two QB hits, a pressure and a forced fumble...Came through unblocked from his LOLB position for a shared 8-yard sack of QB Philip Rivers with DT Mike Daniels early in the fourth quarter for an 8-yard loss back to the Green Bay 30... Forced a fumble in the first quarter, coming across the play from his ROLB spot to punch the ball out from RB Melvin Gordon at the Green Bay 29, a fumble that was recovered by Chargers G D.J. Fluker.

▶**at Denver Broncos (Nov. 1):** Started at ROLB, appearing on 51 plays and recording three tackles (all solo)...Fought off a block from TE Virgil Green to bring down RB Juwan Thompson for a 1-yard loss on a third-quarter run...Added another tackle for loss later in the game, coming

up the middle to drop RB C.J. Anderson for a 3-yard loss on third down with just under two minutes remaining in the game.

► **at Carolina Panthers (Nov. 8):** Started at LOLB and played 59 snaps...Posted three tackles (one solo) and a QB pressure.

► **vs. Detroit Lions (Nov. 15):** Started at ROLB and appeared on 47 plays, finishing with three tackles (two solo) and a QB hit.

► **at Minnesota Vikings (Nov. 22):** Started at LOLB and played 38 snaps, registering two tackles (one solo), a half-sack and two QB hits... Late in the second quarter, teamed with LB Julius Peppers to bring down QB Teddy Bridgewater for a 2-yard sack, forcing Minnesota into a third-and-15 on the eventual three-and-out that gave Green Bay the ball back before the half.

► **vs. Chicago Bears (Nov. 26):** Started at LOLB and appeared on 47 plays...Posted four tackles (three solo), including a tackle for a loss...Made an inside move to beat T Charles Leno Jr. on his way to bringing down RB Jeremy Langford for a 5-yard loss on a fourth-quarter run.

► **at Detroit Lions (Dec. 3):** Started at ROLB, appearing on 48 snaps and recording two tackles (both solo), a tackle for a loss and a QB pressure...Came through untouched from his LOLB spot to bring down RB Ameer Abdullah for a 3-yard loss on a run midway through the second quarter.

► **vs. Dallas Cowboys (Dec. 13):** Started at LOLB and played 42 snaps, recording an assisted tackle, a QB hit and a pressure.

► **at Oakland Raiders (Dec. 20):** Started at ROLB and played 51 snaps...Shared a sack with LB Julius Peppers late in the fourth quarter, fighting off a block from RT Khalif Barnes to bring down QB Derek Carr for a 6-yard loss...Also had a tackle for a loss, stopping RB Latavius Murray for a 2-yard loss on a third-quarter run...Finished with three tackles, a three QB pressures (tied for the team lead) and a QB hit.

► **at Arizona Cardinals (Dec. 27):** Beat LG Mike Iupati to get to QB Carson Palmer for a 9-yard sack on a third-and-4 midway through the first quarter...Finished with two tackles (one solo) in 32 snaps of work.

51 Nate Palmer, LB, 3rd Year, Illinois State

- Spent the entire 2014 season on injured reserve due to a knee injury sustained in the final preseason game.

- Appeared in eight games as a rookie in 2013, making two starts at OLB and registering 18 tackles (12 solo). Added a tackle on special teams.

- Made his first career start in Week 7 vs. Cleveland with Clay Matthews and Nick Perry both sidelined with injuries, and posted six tackles (three solo).

2015 SEASON: Has played in all 15 games with 10 starts at BLB... Ranks No. 3 on the team with 80 tackles (55 solo) and has added a sack, two QB pressures and three passes defended...Has added three tackles on special teams.

► **at Chicago Bears (Sept. 13):** Saw significant action in his hometown in relief of starting LB Sam Barrington, who left the game in the first quarter due to an ankle injury and did not return...Played 61 snaps and finished second on the team with nine tackles (six solo) and a pass defended.

► **vs. Seattle Seahawks (Sept. 20):** Started at BLB, the first start of his career on the inside, and led the linebackers with six tackles (four solo) and a pass defended...Helped limit RB Marshawn Lynch to just 41 yards on 15 carries (2.7 avg.).

► **vs. Kansas City Chiefs (Sept. 28):** Started at BLB, appearing on 35 plays, and registered four tackles (three solo)...Late in the first quarter, perfectly read a screen pass from QB Alex Smith to RB Jamaal Charles, fighting off a block by G Ben Grubbs to bring Charles down for just a 1-yard gain at the Kansas City 21...Helped limit Charles to just 49 yards rushing on 11 carries (4.5 avg.), with a long of 13 yards.

► **at San Francisco 49ers (Oct. 4):** Started at BLB and played 37 snaps...Led the LBs with six tackles (five solo) and a pass defended... Helped limit the 49ers to just one rushing first down and RB Carlos Hyde to only 20 yards rushing on eight carries (2.5 avg.)...Added a tackle on special teams.

► **vs. St. Louis Rams (Oct. 11):** Started at BLB, appearing on 52 snaps and recording five tackles (four solo)...Helped limit QB Nick Foles to a 23.8 passer rating as he completed only 11 of 30 passes for 141 yards and one

TD with a career-high four INTs (previous high was two INTs).

► **vs. San Diego Chargers (Oct. 18):** Started at BLB and played 80 snaps, finishing with a team-leading and career-high 13 tackles (nine solo)...Added a QB pressure...Helped limit the Chargers to just 60 yards rushing on 21 carries (2.9 avg.).

► **at Denver Broncos (Nov. 1):** Started at BLB, appearing on 53 plays and recording eight tackles (six solo).

► **at Carolina Panthers (Nov. 8):** Started at BLB and played 23 snaps, recording two assisted tackles...Added a tackle on special teams.

► **vs. Detroit Lions (Nov. 15):** Started at BLB, appearing on 51 plays, and registered 11 tackles (six solo), including a stop of FB Michael Burton for no gain on a third-and-1 in the fourth quarter to force a Detroit punt... Helped limit the Lions to just 45 yards rushing on 26 attempts (1.7 avg.), the fewest rushing yards allowed to an opponent on 25-plus attempts since Miami rushed for 37 yards on 25 carries vs. the Packers on Sept. 22, 1991.

► **at Minnesota Vikings (Nov. 22):** Started at BLB and played 41 snaps, finishing with five tackles (four solo) and his first career sack... Midway through the second quarter, came up after initially dropping into coverage to bring down QB Teddy Bridgewater for a zero-yard sack.

► **vs. Chicago Bears (Nov. 26):** Started at BLB and played 55 snaps, posting 11 tackles (eight solo)...On second-and-goal from the 1 early in the fourth quarter, brought down RB Matt Forte for a 2-yard loss on a run that helped eventually force the Bears to settle for a FG.

► **at Detroit Lions (Dec. 3):** Appeared on 22 plays on special teams.

► **vs. Dallas Cowboys (Dec. 13):** Played 20 snaps on special teams.

► **at Oakland Raiders (Dec. 20):** Played 21 snaps on special teams and four on defense...Registered a QB pressure and added a tackle on special teams.

► **at Arizona Cardinals (Dec. 27):** Played 20 snaps on special teams and one on defense...Helped provide running room for P Tim Masthay with his blocking on a fake punt in the second quarter as Masthay picked up 7 yards on a run on fourth-and-2.

64 Mike Pennel, DT, 2nd Year, Colorado State-Pueblo

- Made the team as a rookie free agent and played in 13 games in 2014. One of two non-drafted rookie free agents to be on the Packers' 53-man roster for Week 1 (LB Jayrone Elliott).

- Recorded 18 tackles, the second most among Packers rookies last season, trailing only Ha Ha Clinton-Dix (95).

2015 SEASON: Has played in all 15 games with four starts and has posted 30 tackles (18 solo), a sack, a forced fumble, three QB hits and four pressures.

► **at Chicago Bears (Sept. 13):** Opened at DE, the first start of his NFL career, and played 13 snaps...Recorded two tackles (one solo).

► **vs. Seattle Seahawks (Sept. 20):** Played 20 snaps and registered three tackles (one solo) and a pressure...Helped limit RB Marshawn Lynch to just 41 rushing yards on 15 attempts (2.7 avg.)...Fought off blocks by T Garry Gilliam and G J.R. Sweezy to trip up Lynch for a 1-yard loss on run early in the second quarter.

► **vs. Kansas City Chiefs (Sept. 28):** Started at DE, playing 10 snaps and recording three tackles (all solo).

► **at San Francisco 49ers (Oct. 4):** Opened at DE and played eight snaps.

► **vs. St. Louis Rams (Oct. 11):** Played 17 snaps on defense and registered two tackles (one solo).

► **vs. San Diego Chargers (Oct. 18):** Appeared on 24 plays on defense and recorded three tackles (two solo), two QB hits and a pressure.

► **at Denver Broncos (Nov. 1):** Played 17 snaps and registered a career-high five tackles (three solo).

► **at Carolina Panthers (Nov. 8):** Appeared on 16 plays and registered a solo tackle, a QB hit and a pressure.

► **vs. Detroit Lions (Nov. 15):** Played 21 snaps and recorded two assisted tackles...Helped limit the Lions to just 45 yards rushing on 26 attempts (1.7 avg.), the fewest rushing yards allowed to an opponent on 25-plus attempts since Miami rushed for 37 yards on 25 carries vs. the Packers on Sept. 22, 1991.

► **at Minnesota Vikings (Nov. 22):** Played five snaps on defense and

posted an assisted tackle.

►**vs. Chicago Bears (Nov. 26):** Appeared on 20 plays and recorded three tackles (one solo) and a QB pressure...Helped limit the Bears to an average of 3.3 yards per carry on 31 attempts with a long gain of 14 yards.

►**at Detroit Lions (Dec. 3):** Played 28 snaps and posted a solo tackle.

►**vs. Dallas Cowboys (Dec. 13):** Started at DE and played 15 snaps...Registered three tackles (all solo), including a tackle for a loss...Fought off a block from G La'el Collins on a first-and-goal from the Green Bay 2 to bring down RB Darren McFadden for a 1-yard loss...Two plays later, CB Sam Shields would pick off QB Matt Cassel in the end zone to halt the Dallas scoring threat.

►**at Oakland Raiders (Dec. 20):** Played 21 snaps and posted a solo tackle.

►**at Arizona Cardinals (Dec. 27):** Appeared on 30 plays and registered three tackles (all solo)...Tossed aside RG Ted Larsen and then tripped up QB Carson Palmer for a zero-yard sack midway through the first quarter, the first sack of his NFL career...Later added the first forced fumble of his career when he punched the ball out from RB Kerwynn Williams on a fourth-quarter run, a fumble that was scooped up by S Morgan Burnett at the Green Bay 20 and returned 21 yards.

56 Julius Peppers, LB, 14th Year, North Carolina

• In his first season in Green Bay (2014), joined Houston DE J.J. Watt as the only players in the NFL to record a sack, a forced fumble, a fumble recovery, an interception and a defensive TD.

• In 2014, became the first LB in franchise history to post two TD returns on interceptions in the same season. Is the only player in NFL history with 100 sacks and four INT returns for TDs.

• Has been selected to the Pro Bowl eight times during his career (2004-06, 2008-12) and has been named first-team All-Pro by *The Associated Press* three times (2004, 2006, 2010). Was named to the NFL's All-Decade Team for the 2000s.

• Since entering the NFL in 2002, ranks No. 3 in the league in both sacks (135.0) and forced fumbles (45).

• Ranks No. 10 in NFL history (since 1982) with 135.0 career sacks.

2015 SEASON: Has started all 15 games, opening eight at LOLB and seven at LOLB, and leads the team with 9.5 sacks...Is tied for No. 11 in the league in sacks...Has registered 40 tackles (29 solo), two forced fumbles (tied for team lead), seven QB hits and 19 pressures (No. 3 on the team)...Was named an alternate for the Pro Bowl.

►**at Chicago Bears (Sept. 13):** Started at ROLB and registered 1.5 sacks, moving past LB Derrick Thomas (126.5) for No. 15 in NFL history...On the first sack, a 2-yarder on third down on Chicago's opening drive that was shared with DT B.J. Raji, fought off T Kyle Long to bring Cutler down as the Bears were forced to settle for a field goal...On Chicago's next possession, beat Long again on third down, this time bringing Cutler down on his own for a 10-yard loss to force a Chicago punt...Finished with five tackles (all solo) and a QB pressure.

►**vs. Seattle Seahawks (Sept. 20):** Started at LOLB and recorded a sack and a pressure...Was credited with a 1-yard sack as he chased QB Russell Wilson out of bounds early in the third quarter.

►**vs. Kansas City Chiefs (Sept. 28):** Opened at ROLB and registered two tackles (one solo) and two pressures, seeing action on 50 plays.

►**at San Francisco 49ers (Oct. 4):** Started at ROLB and played 30 snaps...Came off the left side and fought off a block from T Erik Pears to get to QB Colin Kaepernick and drag him down by one leg for a 6-yard sack in the fourth quarter...Finished with two solo tackles.

►**vs. St. Louis Rams (Oct. 11):** Started at LOLB and registered three tackles (all solo), a sack, a forced fumble, three QB hits and a pressure...Came from his ROLB spot and fought off a block from TE Lance Kendricks to register a 6-yard sack/forced fumble on QB Nick Foles late in the third quarter, a fumble the Rams recovered...Had a hand in a turnover play earlier in the game in the first quarter, walking back LT Greg Robinson to put a hit on Foles and force an overthrow on his pass intended for WR Kenny Britt, one that was intercepted by DB Micah Hyde at the Green Bay 48.

►**vs. San Diego Chargers (Oct. 18):** Started at LOLB and played 71 snaps, finishing with two tackles (one solo), a sack, two pressures and a

QB hit...Late in the third quarter, came from his LOLB position and walked back T Joe Barksdale to sack QB Philip Rivers for a 3-yard loss.

►**at Denver Broncos (Nov. 1):** Started at LOLB, appearing on 51 plays and recording two tackles (one solo) and a QB hit...Fought off a block by T Michael Schofield to join DT B.J. Raji as they brought RB Ronnie Hillman down for a 2-yard loss on a first-quarter run.

►**at Carolina Panthers (Nov. 8):** Started at ROLB and played 37 snaps...Registered three tackles (two solo).

►**vs. Detroit Lions (Nov. 15):** Started at LOLB and played 44 snaps, recording four tackles (all solo), a tackle for a loss and two QB pressures...On the Lions' first offensive play, blew past T LaAdrian Waddle to get into the backfield as he brought down RB Joique Bell for a 2-yard loss.

►**at Minnesota Vikings (Nov. 22):** Started at ROLB and played 40 snaps, finishing with two tackles (one solo), a half-sack and a team-high five QB pressures...Late in the second quarter, beat T Ryan Kalil to bring down QB Teddy Bridgewater for a 2-yard sack shared with LB Mike Neal, forcing Minnesota into a third-and-15 on the eventual three-and-out that gave Green Bay the ball back before the half.

►**vs. Chicago Bears (Nov. 26):** Started at ROLB and played 45 snaps...Registered four tackles (one solo), a QB hit and a pressure.

►**at Detroit Lions (Dec. 3):** Opened at LOLB and played 41 snaps, finishing with four tackles (three solo), a sack/forced fumble, a QB hit and a pressure...With Green Bay trailing, 20-7, in the third quarter, beat T Riley Reiff to get a piece of QB Matthew Stafford's arm and force a fumble that was recovered by LB Jake Ryan at the Detroit 12, a turnover that would set up QB Aaron Rodgers' 8-yard TD pass to WR Davante Adams three plays later...The sack gave him 132.5 for his career as he moved into a tie with Lawrence Taylor and Leslie O'Neal for No. 12 in NFL history (since 1982)...It also marked his 14th sack and his eighth forced fumble in 16 career games against the Lions.

►**vs. Dallas Cowboys (Dec. 13):** Started at ROLB and played 40 snaps, posting a solo tackle and two QB pressures.

►**at Oakland Raiders (Dec. 20):** Started at LOLB and recorded 2.5 sacks, his most in a game in a Green Bay uniform...Moved into the top 10 in NFL history in sacks, bringing his career total to 135.0 (No. 10)...Posted two-plus sacks in his fourth straight game vs. Oakland, becoming the first player in NFL history to record two or more sacks in each of his first four games against a single opponent...Early in the third quarter, fought off a block from RT J'Marcus Webb to bring down QB Derek Carr for a 4-yard loss...Midway through the fourth quarter, walked back LG Gabe Jackson and fought through a holding penalty on Jackson to get to Carr for a 14-yard sack on third down and force an Oakland punt...Later in the fourth, shared a 6-yard sack of Carr with fellow LB Mike Neal...Finished with four tackles (three solo) and a QB pressure.

►**at Arizona Cardinals (Dec. 27):** Started at LOLB and posted a solo tackle.

80 Justin Perillo, TE, 2nd Year, Maine

• Appeared in two games as a rookie in 2014, starting out the season on the practice squad for the first nine contests before being signed to the 53-man roster for the final seven games and both playoff contests.

• Was originally signed by Green Bay as a non-drafted free agent on May 12, 2014.

2015 SEASON: Has played in nine games and has 11 catches for 102 yards (9.7 avg.) and a TD...Was inactive for the Week 16 contest at Arizona (hamstring)...Was on Green Bay's practice squad for the first five contests before being signed to the active roster on Oct. 14.

►**vs. San Diego Chargers (Oct. 18):** Played seven snaps on offense and registered the first catch of his NFL career...Was split out to the left and made a diving grab near the right sideline with S Jahleel Addae covering him for a 21-yard gain to the Green Bay 33.

►**at Denver Broncos (Nov. 1):** Appeared on six plays on offense and posted a 6-yard reception.

►**at Carolina Panthers (Nov. 8):** Played six snaps on offense and one on special teams.

►**vs. Detroit Lions (Nov. 15):** Recorded a career-high five catches for a career-best 58 yards (11.6 avg.), including the first TD grab of his

career, an 11-yard reception over the middle from QB Aaron Rodgers with 32 seconds remaining in the game to bring Green Bay within two points (18-16)...On the TD, found a small window to make the grab between LB Tahir Whitehead and S Glover Quin...Caught four passes for 52 yards (13.0 avg.) in the fourth quarter, including a 24-yard grab over the middle to the Detroit 48 to convert a third-and-15...Made a leaping catch down the seam over Whitehead for the longest reception of his career.

►**at Minnesota Vikings (Nov. 22):** Appeared on 15 plays on offense.

►**vs. Chicago Bears (Nov. 26):** Played 24 snaps and caught two passes for 9 yards (4.5 avg.).

►**at Detroit Lions (Dec. 3):** Appeared on 15 plays on offense and 12 on special teams.

►**vs. Dallas Cowboys (Dec. 13):** Played 13 snaps and had a 13-yard catch.

►**at Oakland Raiders (Dec. 20):** Appeared on 12 plays on offense and had a 5-yard reception on a third-and-5 late in the first half.

►**at Arizona Cardinals (Dec. 27):** Inactive due to a hamstring injury suffered in practice leading up to the game.

53 Nick Perry, LB, 4th Year, Southern California

• Set a career high with 15 games played in 2014. Appeared in both playoff contests, including his first postseason start, and finished No. 3 on the team with 1.5 sacks.

• Battled injuries in each of his first two seasons, but was productive when healthy, tallying six sacks and three forced fumbles in his first 17 professional contests.

• Posted career highs in every statistical category in 2013, including starts (six), tackles (42), solo tackles (22), sacks (four) and forced fumbles (three).

2015 SEASON: Has played in 13 games with one start and has recorded 31 tackles (20 solo), 3.5 sacks, a forced fumble, seven QB pressures and a pass defended...Was inactive for two games (shoulder/hand).

►**at Chicago Bears (Sept. 13):** Played 31 snaps and registered an assisted tackle and a QB pressure.

►**vs. Seattle Seahawks (Sept. 20):** Appeared on 32 plays and posted a season-high five tackles (three solo)...On Seattle's opening drive, came from his ROLB spot to drop RB Marshawn Lynch in the backfield for a 3-yard loss at the Seattle 5 to force a punt.

►**vs. Kansas City Chiefs (Sept. 28):** Made his first start of the season, opening at LOLB and playing 33 snaps...Posted his first sack of the season when he blew past T Donald Stephenson and punched the ball out of QB Alex Smith's hand on the 6-yard sack, a fumble that was recovered by the Chiefs...Midway through the third quarter, came off the right side and walked Stephenson back to force Smith out of the pocket as he scrambled to his left and was picked off by CB Sam Shields at the Kansas City 19 to set up a Green Bay TD...Finished with two tackles (one solo) and a QB pressure.

►**at San Francisco 49ers (Oct. 4):** On a first-and-goal for San Francisco at the Green Bay 5 in the second quarter, blew past T Joe Staley to sack QB Colin Kaepernick for a 10-yard loss and help force the 49ers to settle for a field goal...Posted his second sack on the afternoon early in the fourth quarter when he brought Kaepernick down for a 2-yard loss after he stepped up in the pocket...It marked his third straight season (2013-15) with a two-sack game, one of only two Packers to do so over that span (LB Clay Matthews).

►**vs. St. Louis Rams (Oct. 11):** Played 12 snaps before departing in the second quarter due to a shoulder injury, and did not return...Shared a 7-yard sack of QB Nick Foles with Matthews midway through the first quarter, coming from his ROLB spot and fighting off a chip block from TE Cory Harkey to get to the QB...Finished with three tackles (all solo).

►**vs. San Diego Chargers (Oct. 18):** Inactive (shoulder/hand).

►**at Denver Broncos (Nov. 1):** Returned to action, appearing on 15 snaps...Registered three tackles (one solo).

►**at Carolina Panthers (Nov. 8):** Played 38 snaps and was tied for the lead among LBs with seven tackles (five solo), adding a pass defended...Avoided a block from TE Ed Dickson on an end-around run by WR Corey Brown early in the second quarter, reading the play and dropping Brown

for a 12-yard loss...Got his left hand up to deflect a QB Cam Newton pass intended for Brown later in the second quarter.

►**vs. Detroit Lions (Nov. 15):** Appeared on 24 plays and posted a solo tackle.

►**at Minnesota Vikings (Nov. 22):** Played 23 snaps and posted an assisted tackle and a QB pressure.

►**vs. Chicago Bears (Nov. 26):** Appeared on 22 plays and registered three tackles (one solo).

►**at Detroit Lions (Dec. 3):** Played 15 snaps and recorded a QB pressure.

►**vs. Dallas Cowboys (Dec. 13):** Inactive (shoulder).

►**at Oakland Raiders (Dec. 20):** Played 31 snaps and was tied for the team lead with three QB pressures...Added a QB hit.

►**at Arizona Cardinals (Dec. 27):** Appeared on 34 plays and posted three tackles (all solo).

81 Andrew Quarless, TE, 6th Year, Penn State

• Appeared in all 16 games for the second straight season in 2014, opening a career-high 11 contests and posting career bests for receiving yards (323) and TD catches (three).

• Moved into a starting role in 2013 in Week 8 following TE Jermichael Finley's season-ending neck injury and responded with a career-best 32 catches for 312 yards (9.8 avg.) and two TDs.

• Sidelined for the entire 2012 campaign as he continued his rehabilitation from a significant knee injury sustained at the N.Y. Giants in Week 13 of the 2011 season.

2015 SEASON: Has played in four games and has four catches for 31 yards (7.8 avg.)...Was placed on injured reserve/designated for return on Sept. 30...Was activated to the 53-man roster on Dec. 21.

►**at Chicago Bears (Sept. 13):** Played 24 snaps, helping to protect QB Aaron Rodgers as he was not sacked and threw for 189 yards and three TDs on 18-of-23 passing...Also helped clear the way for Green Bay's 133 rushing yards on 30 attempts (4.4 avg.).

►**vs. Seattle Seahawks (Sept. 20):** Appeared on 20 plays and helped block for RB James Starks, who registered 95 yards on 20 carries (4.8 avg.) in relief of injured RB Eddie Lacy...Came across the backfield to deliver a key block on LB Bruce Irvin to help spring Starks for a game-long 35-yard run midway through the third quarter.

►**vs. Kansas City Chiefs (Sept. 28):** Posted his first catches of the season, hauling in two passes for 14 yards (7.0 avg.), but sustained a knee injury on his 7-yard grab down to the Kansas City 22 after taking a low hit from CB Marcus Peters midway through the second quarter...Left the game and did not return.

►**at Arizona Cardinals (Dec. 27):** Seeing his first action since Week 3, appeared on 25 plays and caught two passes for 17 yards (8.5 avg.), including a 13-yarder on a third-and-6 late in the third quarter.

90 B.J. Raji, DT, 7th Year, Boston College

• Earned his first bid to the Pro Bowl in 2011, becoming the first Green Bay defensive tackle since Bob Brown in 1972 to be voted to the all-star team.

• Missed the entire 2014 season with a biceps injury suffered during a preseason game vs. Oakland (Aug. 22).

• Played in 70 games from 2010-13 (including playoffs), tied for the second most in the NFL by a defensive lineman over that span.

• Led all NFL nose tackles with 6½ sacks in 2010, the most recorded by a nose tackle since Minnesota's Ken Clarke posted seven in 1990 (according to STATS LLC).

2015 SEASON: Has started all 14 games he has played in and ranks No. 2 on the defensive line with 33 tackles (12 solo)...Has added a half-sack, a QB hit, four pressures and two passes defended...Was inactive for one game (Week 6 vs. San Diego) due to a groin injury.

►**at Chicago Bears (Sept. 13):** Started and played 48 snaps..Fought off a block by G Vladimir Ducasse to split a 2-yard sack of QB Jay Cutler with LB Julius Peppers on Chicago's opening drive, forcing the Bears to settle for a 28-yard Robbie Gould field goal.

►**vs. Seattle Seahawks (Sept. 20):** Started and played 42 snaps, helping limit RB Marshawn Lynch to just 41 yards on 15 carries (2.7

avg.)...Posted four tackles (three solo) and a pressure...On Seattle's opening drive, fought off a block by C Drew Nowak to drop Lynch in the backfield for a 2-yard loss...Made another stop of Lynch for a 2-yard loss midway through the second quarter.

►**vs. Kansas City Chiefs (Sept. 28):** Started and played 25 snaps, posting an assisted tackle...Helped limit RB Jamaal Charles to just 49 yards rushing on 11 carries (4.5 avg.), with a long of 13 yards.

►**at San Francisco 49ers (Oct. 4):** Started and appeared on 24 plays, leading the defensive line with four tackles (two solo)...Helped limit the 49ers to just one rushing first down and RB Carlos Hyde to only 20 yards rushing on eight carries (2.5 avg.).

►**vs. St. Louis Rams (Oct. 11):** Started and played 26 snaps, but left the game early in the third quarter due a groin injury and did not return...Posted two tackles (two solo) prior to his departure.

►**vs. San Diego Chargers (Oct. 18):** Inactive (groin).

►**at Denver Broncos (Nov. 1):** Started and played 29 snaps, finishing with three assisted and a pass defended...Fought off a block by C Matt Paradis to join LB Julius Peppers as they brought RB Ronnie Hillman down for a 2-yard loss on a first-quarter run...Made a leaping left-handed deflection of a QB Peyton Manning pass intended for Hillman over the middle deep in Green Bay territory early in the fourth quarter on second down, helping to limit the Broncos to a FG.

►**at Carolina Panthers (Nov. 8):** Started, appearing on 32 plays, and posted an assisted tackle...Helped limit RB Jonathan Stewart to an average of 3.1 yards per carry (66 yards on 20 attempts), his lowest average since Week 1.

►**vs. Detroit Lions (Nov. 15):** Started and played 33 snaps, finishing with two assisted tackles and a pass defended...Helped limit the Lions to just 45 yards rushing on 26 attempts (1.7 avg.), the fewest rushing yards allowed to an opponent on 25-plus attempts since Miami rushed for 37 yards on 25 carries vs. the Packers on Sept. 22, 1991.

►**at Minnesota Vikings (Nov. 22):** Started and appeared on 34 plays, helping limit RB Adrian Peterson, who entered the game ranked No. 1 in the league in rushing, to just 45 yards on 13 carries (3.5 avg.), his lowest yardage total since Week 1...Registered three tackles (one solo) and a QB pressure.

►**vs. Chicago Bears (Nov. 26):** Started and played 37 snaps, helping limit the Bears to an average of 3.3 yards per carry on 31 attempts with a long run of 14 yards...Recorded two tackles (one solo).

►**at Detroit Lions (Dec. 3):** Started and appeared on 34 plays, posting an assisted tackle.

►**vs. Dallas Cowboys (Dec. 13):** Started at NT and played 25 snaps...Helped limit the Cowboys to just 11 first downs and 270 yards of total offense.

►**at Oakland Raiders (Dec. 20):** Started and played 23 snaps, recording a QB pressure.

►**at Arizona Cardinals (Dec. 27):** Started and played six snaps before sustaining a concussion late in the first quarter...Posted two assisted tackles before departing the game.

23 Damarious Randall, CB, Rookie, Arizona State

• Earned first-team All-Pacific-12 honors at safety as a senior in 2014 after he led the Sun Devils in tackles (106) and passes defended (12) and tied for the team lead with three interceptions.

• Appeared in 12 games with nine starts as a junior in '13, his first season at Arizona State, and posted 71 tackles (48 solo), three interceptions, six passes defended and two forced fumbles.

• Was named an NJCAA first-team All-American in 2012 at Mesa (Ariz.) Community College after recording 69 tackles (50 solo), nine interceptions, 17 passes defended, a forced fumble and a fumble recovery.

2015 SEASON: Has played in 14 games with nine starts (six at LCB, two at RCB, one in the slot) and has posted 56 tackles (47 solo), three interceptions (tied for the team lead), including one for a TD, and a team-best 16 passes defended...Is tied for No. 2 among NFL rookies in interceptions...Has added two tackles on special teams...Was inactive for one contest (Week 13 at Detroit) due to a hamstring injury.

►**at Chicago Bears (Sept. 13):** Played 61 snaps on defense and post-

ed two tackles (one solo) and a team-high two passes defended...Broke up a QB Jay Cutler pass intended for WR Eddie Royal late in the first half and also broke up Cutler's deep pass intended for RB Matt Forte on the sideline in the third quarter inside the Green Bay 10-yard line.

►**vs. Seattle Seahawks (Sept. 20):** Played 14 snaps on defense and five on special teams...Registered a pass defended.

►**vs. Kansas City Chiefs (Sept. 28):** Played 54 snaps on defense and recorded two solo tackles and a pass defended...Perfectly timed a hit on RB Charcandrick West on a pass in the flat late in the fourth quarter, drilling West near the Green Bay 30 to break up the pass.

►**at San Francisco 49ers (Oct. 4):** Played 39 snaps and recorded three tackles (two solo) and a pass defended...On a third down at the Green Bay 15 with just over 4:30 remaining in the game, made a leaping deflection to break up a QB Colin Kaepernick pass intended for WR Torrey Smith in the end zone...Helped limit the 49ers to just 196 yards of total offense and Kaepernick to a 55.4 passer rating (13 of 25, 160 yards, one INT).

►**vs. St. Louis Rams (Oct. 11):** Made his first NFL start, opening at LCB with the defense opening in nickel...Played 33 snaps and registered four tackles (three solo)...Helped limit QB Nick Foles to a 23.8 passer rating as he completed only 11 of 30 passes for 141 yards and one TD with a career-high four INTs (previous high was two INTs).

►**vs. San Diego Chargers (Oct. 18):** Started at LCB for the second straight game with the team opening in nickel, and had a hand in the game's deciding play...Jumped QB Philip Rivers' pass intended for RB Danny Woodhead in the right flat on fourth-and-goal from the Green Bay 3 with 20 seconds remaining...Dove to make a deflection of the pass intended for Woodhead near the pylon to seal the victory...Finished with six tackles (all solo) and two passes defended.

►**at Denver Broncos (Nov. 1):** Playing through an ankle injury he sustained in practice during the week leading up to the game, appeared on 55 snaps and registered a career-high nine tackles (six solo), an interception and two passes defended...Posted the first INT of his NFL career on a third down with just under 10 minutes remaining in the game...On the play, made a diving catch on a pass from QB Peyton Manning intended for WR Andre Caldwell near the sideline at the Green Bay 29.

►**at Carolina Panthers (Nov. 8):** Started at RCB and played all 67 snaps, one of three Green Bay defenders to do so...Registered five tackles (all solo), an interception and two passes defended...After the Packers scored a TD to get within eight points (37-29) with just under four minutes remaining, picked off QB Cam Newton's pass near the sideline intended for WR Ted Ginn, keeping both feet in bounds as he returned the pick 4 yards to the Carolina 22...Earlier in the game, went low on Newton to bring him down for just a 3-yard gain on third-and-7 to limit the Panthers to a field goal in the second quarter.

►**vs. Detroit Lions (Nov. 15):** Started at LCB as the defense opened in nickel and played 50 snaps...Posted two solo tackles and a pass defended...In the fourth quarter, came up in run support to bring down RB Joiqee Bell for a 1-yard loss...With just over 30 seconds remaining in the game and the Packers trailing 18-16, recovered Mason Crosby's onside kick that went through the arms of WR Calvin Johnson at the Detroit 49, becoming the first Packer to recover a Green Bay onside kick since LB Jamari Lattimore did so vs. Chicago on Nov. 4, 2013.

►**at Minnesota Vikings (Nov. 22):** Started at LCB and played 57 snaps, recording seven tackles (six solo) and a pass defended...Came under TE Kyle Rudolph to break up a deep pass intended for him near the Green Bay 15 early in the fourth quarter...Added a tackle on special teams.

►**vs. Chicago Bears (Nov. 26):** Started at LCB and played 36 snaps, posting two tackles (both solo)...Departed the game late in the third quarter (knee) and did not return.

►**at Detroit Lions (Dec. 3):** Inactive due to a hamstring injury he sustained in practice.

►**vs. Dallas Cowboys (Dec. 13):** Started at CB, appearing on 44 snaps...Was matched up with WR Dez Bryant for much of the game after CB Sam Shields departed midway through the second quarter (concussion)...Helped limit Bryant to just one catch for 9 yards, his lowest yardage output in a game since Nov. 25, 2010 (0 yards vs. New Orleans)...Registered a solo tackle and a pass defended, breaking up a pass over the

middle intended for Bryant on third down that was initially ruled a 28-yard catch before being overturned on replay review.

- ▶ **at Oakland Raiders (Dec. 20):** Registered his third INT of the season and the first INT return for a TD of his career, picking off QB Derek Carr with just under five minutes remaining in the first quarter...Came off the man he was covering outside, WR Michael Crabtree, to intercept Carr's overthrown pass that was intended for WR Seth Roberts and return it 43 yards down the left sideline for the score...Combined with CB Quinten Rollins' INT return for a TD vs. St. Louis in Week 5, it marked the first time the Packers had two rookies/first-year players post INT returns for TDs in the same season since 1921 (Nate Abrams, Billy DuMoe)...Matched his career high with nine tackles (seven solo) and posted two passes defended.
- ▶ **at Arizona Cardinals (Dec. 27):** Started at LCB and played 57 of 58 snaps, finishing with four tackles (all solo).

28 Sean Richardson, S, 4th Year, Vanderbilt

- Played in all 16 games in 2014 for the first time in his career and led the team with a career-high 17 tackles on special teams.
- Returned to the field late in the 2013 season after suffering a neck injury that ended his rookie campaign prematurely in 2012.
- Was one of four non-drafted free agents to make the club's opening-day roster in 2012, joining T Don Barclay, WR Jarrett Boykin and LB Dezman Moses.

2015 SEASON: Played in three games with one start before a neck injury ended his season...Recorded two tackles (both solo) and a pass defended on defense and one tackle on special teams...Was placed on injured reserve on Oct. 14.

- ▶ **at Chicago Bears (Sept. 13):** Started his first career game as the Packers opened with three safeties on the field...Played 28 snaps on defense and 15 on special teams...Posted two solo tackles and a QB pressure on defense.
- ▶ **vs. Seattle Seahawks (Sept. 20):** Played four snaps on defense, recording a pass defended, and 19 on special teams.
- ▶ **vs. Kansas City Chiefs (Sept. 28):** Inactive due to an ankle injury sustained in practice on Sept. 25.
- ▶ **at San Francisco 49ers (Oct. 4):** Played 16 snaps on defense and 16 on special teams.
- ▶ **vs. St. Louis Rams (Oct. 11):** Was inactive due to a neck injury sustained in practice leading up to the game.

22 Aaron Ripkowski, FB, Rookie, Oklahoma

- Former walk-on played in 47 games, starting 17 contests in four seasons.
- Winner of the Don Key Award, presented annually to an Oklahoma Sooner senior who exemplifies all-around excellence in the classroom and on the field.
- Named first-team All-Big 12 by 247Sports.com and second-team All-Big 12 by the league's coaches after the 2014 season.
- Saw the most extensive offensive action as a senior, starting a career-best nine games and recording four touchdowns (three rushing and one receiving).

2015 SEASON: Has played in 14 games, seeing action primarily on special teams, and has posted nine tackles (tied for No. 4 on the team)...Has one reception for 18 yards...Was inactive for one contest (Week 13 at Detroit).

- ▶ **at Chicago Bears (Sept. 13):** Played 12 snaps on special teams in his pro debut and recorded a tackle...Also fielded a squib kick by K Robbie Gould late in the first half but did not attempt a return.
- ▶ **vs. Seattle Seahawks (Sept. 20):** Appeared on 19 plays on special teams.
- ▶ **vs. Kansas City Chiefs (Sept. 28):** Played 22 snaps on special teams and saw the first action of his career on offense, appearing on three plays...Registered a tackle on special teams.
- ▶ **at San Francisco 49ers (Oct. 4):** Played 17 snaps on special teams and registered a tackle...Also appeared on one play on offense.
- ▶ **vs. St. Louis Rams (Oct. 11):** Appeared on 16 plays on special teams.
- ▶ **vs. San Diego Chargers (Oct. 18):** Played 17 snaps on special

teams.

- ▶ **at Denver Broncos (Nov. 1):** Appeared on 18 plays on special teams and four on offense.
- ▶ **at Carolina Panthers (Nov. 8):** Caught his first pass as a pro, hauling in a pass in the flat from a rolling-out QB Aaron Rodgers...Picked up 18 yards on the reception, breaking a tackle attempt by CB Bene Benwikere before being brought down by a host of Carolina defenders at the Carolina 47 on a drive that would be capped off by a 1-yard TD pass from Rodgers to TE Richard Rodgers...Added a tackle on special teams.
- ▶ **vs. Detroit Lions (Nov. 15):** Played 22 snaps on special teams and one on offense...Registered a team-high three tackles.
- ▶ **at Minnesota Vikings (Nov. 22):** Appeared on 17 plays on special teams and one on offense.
- ▶ **vs. Chicago Bears (Nov. 26):** Played 16 snaps on special teams.
- ▶ **at Detroit Lions (Dec. 3):** Inactive (illness).
- ▶ **vs. Dallas Cowboys (Dec. 13):** Appeared on 18 plays on special teams.
- ▶ **at Oakland Raiders (Dec. 20):** Played 21 snaps on special teams and three on offense...Tied for the team lead with two tackles on special teams.
- ▶ **at Arizona Cardinals (Dec. 27):** Appeared on 16 plays on special teams and three on offense.

12 Aaron Rodgers, QB, 11th Year, California

- Was named the NFL's Most Valuable Player by *The Associated Press* in 2014 for the second time in his career (also 2011), becoming the eighth player in league history to win the award multiple times.
 - Ranks No. 1 in NFL history (min. 1,500 attempts) with a career passer rating of 104.4...Also ranks No. 1 in league annals in career INT percentage (1.60) and TD/INT ratio (4.00, 256/64), No. 5 in yards/attempt (8.02) and No. 6 in completion percentage (65.1).
 - Is the only quarterback in league history to record a 100-plus passer rating in six consecutive seasons (2009-14), with no other QB doing so in more than four straight seasons.
 - Was named to his fifth career Pro Bowl this season (2009, 2011-12, 2014-15), the second most by a Green Bay QB in team history behind only Brett Favre's nine selections.
 - In 118 career regular-season starts, has posted 43 games with 300-plus passing yards, 69 without an interception (min. 15 attempts) and 66 with a 100-plus passer rating.
- 2015 SEASON:** Has posted a 93.7 passer rating, connecting on 319 of 528 passes (60.4 percent) for 3,530 yards and 30 TDs with seven INTs...Ranks No. 2 in the league in TD/INT ratio (4.29) and No. 3 in completions of 25-plus yards (36) and INT percentage (1.33)...Ranks No. 9 in the NFL in TD passes and tied for No. 9 in TD percentage (5.7)...Ranks No. 5 among QBs with 332 rushing yards and a TD on 55 carries (6.0 avg.), and ranks No. 7 among QBs with 19 rushing first downs...Was selected to his fifth career Pro Bowl.

- ▶ **at Chicago Bears (Sept. 13):** Posted a 140.5 passer rating, the top mark of his career in a season opener, as he connected on 18 of 23 passes (78.3 percent) for 189 yards and three TDs with zero INTs...Posted three TD passes/zero INTs/140-plus passer rating for the third straight game against Chicago (both contests in 2014), the lone NFL quarterback to do so against a single opponent (has also done it vs. Minnesota, 2010-11)...Also became the first QB in NFL history to have 13 TD passes and zero INTs over a three-game span vs. one opponent (Chicago)...Found WR James Jones twice for TDs (13 yards, 1 yard) and WR Randall Cobb on a perfectly placed throw over Cobb's shoulder for a 5-yard TD early in the fourth quarter that gave Green Bay a 24-16 lead...Added 35 rushing yards and picked up three first downs on eight carries (4.4 avg.), his best rushing-yardage total since posting 57 yards on five attempts at Indianapolis on Oct. 7, 2012.
- ▶ **vs. Seattle Seahawks (Sept. 20):** Connected on 25 of 33 passes (75.8 percent) for 249 yards and two TDs with no INTs for a 116.9 passer rating, his 13th straight home game with a 100-plus passer rating (min. five att.)...Threw a 29-yard TD pass down the middle to Jones on the Packers' opening drive after drawing DE Michael Bennett offside, step-

ping up in the pocket to find Jones...Early in the fourth quarter with Green Bay trailing, 17-16, stepped up in the pocket and moved to his left before finding TE Richard Rodgers for a 5-yard TD pass and then a two-point conversion to put Green Bay up for good, 24-17...On the drive, completed all eight of his passes for 78 yards on the 10-play, 80-yard drive...Dating back to last season, has now completed 75.0 percent or more of his passes in four straight regular-season games (min. 20 att.), the first QB in team history to accomplish that feat.

►**vs. Kansas City Chiefs (Sept. 28):** Threw for 333 yards and a season-best five TDs on 24-of-35 passing (68.6 percent) for a 138.5 passer rating...Threw for five-plus TDs for the fourth time in his career, topping QB Brett Favre's franchise record of three...Tied an NFL record (Kurt Warner, 1999-2000) by posting a 100-plus passer rating and 15-plus attempts in his 10th straight home game in the regular season...Posted a season-high five completions of 25-plus yards...Did not throw an INT for the 16th time in the last 19 regular-season games...Brought his streak of TD passes without an interception at Lambeau Field to 43 in the regular season, more than twice as long as any other streak of TD passes without an INT in home games in NFL history...Found Cobb three times for TDs (3, 4, 4) and Jones for the second straight week on a free play after drawing the Chiefs offside, connecting with him for a 27-yard TD on a back-shoulder throw late in the first half to give Green Bay a 24-7 lead at the break... Was named the NFC Offensive Player of the Week for his performance, the 13th time in his career he had won the weekly award as he surpassed QB Brett Favre (12) for the team record.

►**at San Francisco 49ers (Oct. 4):** Posted a 99.0 QB rating as he completed 22 of 32 passes for 224 yards and a TD with no INTs... Brought his streak of consecutive attempts without an INT to 191, the fourth-longest streak in franchise annals...On his TD pass, a 9-yarder to TE Richard Rodgers on the opening drive, spun away from pressure by DL Arik Armstead to buy himself time, then slid to his left to avoid LB Aaron Lynch before finding Rodgers in the back of the end zone for the sliding catch...Rushed for 33 yards on three attempts (11.0 avg.), including a season-long 17-yarder down the right sideline midway through the third quarter down to the San Francisco 1 that set up John Kuhn's TD run on the next play.

►**vs. St. Louis Rams (Oct. 11):** Threw for 241 yards and two TDs on 19-of-30 passing...Also led the team in rushing with 39 yards on eight carries (4.9 avg.), including a season-long 18-yard pickup on Green Bay's opening drive as he took it up the middle for the first down on third-and-7...Threw his first interception at Lambeau Field since Dec. 2, 2012, when he was picked off by LB James Laurinaitis on a ball that was tipped at the line in the first quarter...The INT snapped a streak of 492 attempts and 44 TD passes at home without an INT (both NFL records), and including playoffs, 586 straight attempts and 49 TD passes...The pick also snapped his streak of 191 consecutive passes in the regular season without an INT, the fourth-longest streak in team history...Had his first two-INT game at Lambeau Field since Oct. 24, 2010, vs. Minnesota, snapping a streak of 33 straight home starts without throwing two INTs in a game, the longest streak in the NFL during the Super Bowl era.

►**vs. San Diego Chargers (Oct. 18):** Completed 16 of 29 passes for 255 yards and two TDs with no INTs for a 107.7 passer rating...Went over the 30,000-yard passing mark for his career early in the fourth quarter on a 12-yard completion to RB Eddie Lacy, reaching the mark on his 3,652nd attempt, the fewest needed in NFL history as he bested the previous record held by QB Johnny Unitas (3,695)...His 241 TD passes at the time of hitting the 30,000-yard mark was also an NFL record...Completed passes of 20-plus yards to five different players (Jones, Cobb, Rodgers, WR Jeff Janis, TE Justin Perillo), his first time doing so since Week 13 last season vs. New England.

►**at Denver Broncos (Nov. 1):** Completed 14 of 22 passes for 77 yards and rushed for 31 yards on two carries (15.5 avg.)...His 14-yard run midway through the second quarter put him over the 2,000-yard rushing mark for his career, making him just the eighth QB in league history to pass for 30,000-plus yards and rush for 2,000-plus yards.

►**at Carolina Panthers (Nov. 8):** Threw for a season-high 369 yards and four TDs on 25-of-48 passing...Connected on a 53-yard TD pass to

Cobb on the opening drive of the second half on an out-and-up route, perfectly placing the ball over Cobb's shoulder with CB Bene Benwikere in coverage...His first TD pass of the day came late in the first quarter when he rolled to his right and found Rodgers in a tight window by the sideline for a 1-yard score...Added two TD passes in the fourth quarter, the first on a 29-yard screen to Starks and the second a 3-yarder over the middle to Rodgers...Connected on five passes of 25-plus yards over the afternoon, matching his season high set in Week 3 vs. Kansas City.

►**vs. Detroit Lions (Nov. 15):** Completed a career-high 35 passes on 61 attempts for 333 yards and two TDs with no INTs...The 35 completions are tied for No. 2 in single-game franchise history, trailing only Favre's 36 at Chicago on Dec. 5, 1993...His 61 attempts tied Favre's franchise record set vs. San Francisco on Oct. 14, 1996...Posted back-to-back 300-yard passing games for the first time on the season...Completed 17 of 29 passes for 185 yards and both of his TDs in the fourth quarter... Found TE Richard Rodgers over the middle for a 4-yard score with just under six minutes remaining to narrow Detroit's lead to 12-10, and then after a Detroit TD, found Perillo over the middle for an 11-yard TD with 32 seconds remaining to bring the Packers within two points again (18-16)... Posted 50-plus yards passing to five different receivers on the day, his first time doing so in his career.

►**at Minnesota Vikings (Nov. 22):** Threw for 212 yards and two TDs with no INTs on 16-of-34 passing, his sixth game of the season with two-plus passing TDs and zero INTs...Posted a 125.8 passer rating on third down, connecting on 6 of 11 passes for 102 yards and both of his TDs... His first TD came with six seconds remaining in the first half when he found Cobb for a 10-yard score...His second TD throw came on the first play of the fourth quarter when he rolled out to his right on third down to avoid pressure and found Jones on the side of the end zone in a tight window for a 27-yard TD...His flip pass to Jones on the ensuing two-point conversion put Green Bay up, 27-13...Completed four passes of 25-plus yards, with three of those going to Jones, highlighted by his 37-yard completion to the Minnesota 28 late in the third quarter as he moved to his left that set up the Jones TD catch three plays later.

►**vs. Chicago Bears (Nov. 26):** Completed 22 of 43 passes for 202 yards and a TD with one INT...Threw a 25-yard TD pass to RB Eddie Lacy on a screen play in the first quarter...Added 33 yards on four carries (8.3 avg.), rushing for two first downs.

►**at Detroit Lions (Dec. 3):** Threw for 273 yards and two TDs with one INT on 24-of-36 passing, a performance that culminated with his 61-yard game-winning TD pass to TE Richard Rodgers with no time on the clock to give Green Bay a thrilling, 27-23 win...Helped lead the Packers back from a 17-point first-quarter deficit for the first time in franchise history... Green Bay also trailed by 20 points midway through the third quarter (20-0), just the third time in team annals that the Packers overcame a deficit of 20-plus points in the second half...With Green Bay trailing, 23-21, drew a facemask penalty on DE Devin Taylor with no time remaining to give the Packers one last untimed play at the Green Bay 39...On the TD pass, initially moved to his left before rolling out to his right to avoid pressure and buy time, heaving a Hail Mary pass from the Green Bay 35 that was caught by a leaping Rodgers in front of several Detroit defenders a few yards deep in the end zone...The 61-yard game-winner was the second-longest come-from-behind game-ending TD from scrimmage in the fourth quarter in NFL history behind only Lions QB Earl Morrall's 65-yard TD pass to TE Jim Gibbons on Dec. 4, 1960...Also scored on a 17-yard TD run with just over three minutes remaining in the game to bring Green Bay within two points (23-21), the second-longest TD run of his career behind only his 27-yarder vs. Detroit on Dec. 9, 2012.

►**vs. Dallas Cowboys (Dec. 13):** Completed 22 of 35 passes for 218 yards and two TDs with no INTs for a 99.5 passer rating...Went over the 3,000-yard passing mark on the season for the seventh time in his career (2008-12, 2014-15), the second most in franchise history behind Favre (16)...Added 27 yards rushing on three carries (9.0 avg.), including a key 11-yard pickup on third-and-9 midway through the fourth quarter with the Packers leading 14-7...Green Bay would score four plays later on a 30-yard TD run by RB James Starks...Also had a 16-yard run in the second quarter to pick up a third-and-5 on a drive that would be capped off with his 3-yard

TD pass to TE Richard Rodgers...Helped the Packers record season highs for first downs (29) and time of possession (37:48).

► **at Oakland Raiders (Dec. 20):** Threw for 204 yards and a TD with one INT on 22-of-39 passing...Connected with Jones on a 30-yard TD pass down the right sideline in the third quarter that put Green Bay ahead, 24-20, a lead they would not relinquish.

► **at Arizona Cardinals (Dec. 27):** Completed 15 of 28 passes for 151 yards and a TD with one INT...Rushed for 19 yards on three carries (6.3 avg.).

82 Richard Rodgers, TE, 2nd Year, California

- Has 51 catches this season, becoming just the sixth TE in team history to have 50-plus receptions in a season (Paul Coffman, Mark Chmura, Jermichael Finley, Bubba Franks, Jackie Harris).

- Has nine career TD catches, the second most by a Green Bay TE in his first two seasons since the 1970 AFL-NFL merger behind only Bubba Franks (10, 2000-01).

- Played in all 16 games with five starts as a rookie in 2014 and made 20 catches for 225 yards (11.3 avg.) and two TDs.

- Became the first rookie TE to start for the Packers in a season opener since Harris opened in a two-tight-end set in 1990. Also became the first rookie TE to appear in all 16 games since Bubba Franks in 2000.

2015 SEASON: Has played in all 15 games with 11 starts and ranks No. 2 on the team with 51 catches for 451 yards (8.8 avg.) and seven TDs... Is tied for No. 5 among NFL tight ends in TD catches and ranks No. 2 on the team.

► **at Chicago Bears (Sept. 13):** Started and played 37 snaps, catching three passes for 27 yards (9.0 avg.)...Caught a 20-yard pass over the middle in the first quarter on Green Bay's first TD drive of the game...Also had the first rushing attempt of his career, picking up 11 yards in the third quarter after QB Aaron Rodgers lateraled him the ball.

► **vs. Seattle Seahawks (Sept. 20):** Started and played 46 snaps, hauling in three passes for 23 yards (7.7 avg.) and a TD...With the Packers trailing 17-16 early in the fourth quarter, caught a 5-yard TD pass from Rodgers and also caught a two-point conversion on the next play to put Green Bay up, 24-17, a lead they would not relinquish...On the TD, was lined up in the left slot and ran toward the corner of the end zone before coming back to make the grab over CB Cary Williams.

► **vs. Kansas City Chiefs (Sept. 28):** Started and appeared on 53 snaps, hauling in two passes for 15 yards (7.5 avg.).

► **at San Francisco 49ers (Oct. 4):** Started and played 66 of 73 snaps, catching five passes for 45 yards (9.0 avg.) and a TD...On his TD catch, a 9-yard grab that capped off Green Bay's opening drive, was split out to the left up top...Came across the middle first before moving back to the left to find an opening for a scrambling Rodgers, eluding S Antoine Bethea to make a diving catch in the back of the end zone...Three of his five catches on the afternoon went for first downs.

► **vs. St. Louis Rams (Oct. 11):** Started and appeared on 58 of 62 snaps, hauling in a career-high and team-leading six catches for 45 yards (7.5 avg.)...Two of his catches went for first downs, including an 18-yarder on Green Bay's final drive on third-and-7 that helped set up K Mason Crosby's 35-yard FG.

► **vs. San Diego Chargers (Oct. 18):** Started and played 45 of 53 snaps, hauling in two passes for 34 yards (17.0 avg.), including a season-long 25-yard catch in the fourth quarter...Came across the play to catch a pass in the flat from Rodgers on a play-action pass and took it down the left sideline to the Green Bay 45 on a drive that was capped off by a 28-yard Mason Crosby FG.

► **at Denver Broncos (Nov. 1):** Started and played 51 of 53 snaps... Caught two passes for 16 yards (8.0 avg.).

► **at Carolina Panthers (Nov. 8):** Posted the first two-TD game of his career, catching a 1-yard score from Rodgers in the first quarter and a 3-yarder with under four minutes remaining that brought the Packers within one score (37-29) after trailing by 23 points in the fourth quarter... On the first TD, found an opening near the side of the end zone as Rodgers rolled out to his right and found him for the score with CB Bene Benwikere in coverage...Made an inside move on DE Kony Ealy to free himself as he

caught a 3-yard pass over the middle for the score with 3:43 remaining in the game...Finished with five receptions for 19 yards (3.8 avg.), his third game of the season with five-plus catches.

► **vs. Detroit Lions (Nov. 15):** Caught five passes for 32 yards (6.4 avg.), including a leaping 4-yard TD grab over the middle with just under six minutes remaining as he absorbed a hit from S Glover Quin on the catch...The score gave him TD catches in back-to-back games for the seconds time in his career (Weeks 12-13 in 2014).

► **at Minnesota Vikings (Nov. 22):** Played 51 snaps and caught three passes for 7 yards (2.3 avg.).

► **vs. Chicago Bears (Nov. 26):** Played 46 snaps and caught four passes for 30 yards (7.5 avg.).

► **at Detroit Lions (Dec. 3):** Led the team with eight receptions for a career-high 146 yards (18.3 avg.) and a TD, the most receiving yards ever by a Green Bay TE in a regular-season game as he topped the previous mark of 128 by Jackie Harris (Oct. 10, 1993) and Jermichael Finley (Oct. 5, 2009)...Caught a game-winning 61-yard Hail Mary TD pass with time expired after the Packers drew a facemask penalty that led to a final, untimed play...On the score, initially turned around at the Detroit 10 before turning around and reestablishing himself a few yards deep into the end zone, making a leaping grab in front of several Detroit defenders and Green Bay wide receivers...The 61-yard game-winner was the second-longest come-from-behind game-ending TD from scrimmage in the fourth quarter in NFL history behind only Lions QB Earl Morrall's 65-yard TD pass to TE Jim Gibbons on Dec. 4, 1960...Added a pair of 26-yard receptions earlier in the game, making him the only Green Bay tight end since 1991 to post three receptions of 25-plus yards in a game.

► **vs. Dallas Cowboys (Dec. 13):** Caught a TD pass for the second straight game, making a diving catch in the end zone late in the first half for a 3-yard score.

► **at Oakland Raiders (Dec. 20):** Played 40 snaps and had a 7-yard reception.

► **at Arizona Cardinals (Dec. 27):** Appeared on 48 plays and posted a 2-yard catch.

24 Quinten Rollins, CB, Rookie, Miami (Ohio)

- Played one season of college football and was named Mid-American Conference Defensive Player of the Year and first-team All-MAC.

- Started all 12 games in 2014 and tied the school single-season record for interceptions with seven, while also registering 72 tackles (53 solo), four tackles for a loss, a forced fumble, 16 passes defensed and a defensive touchdown.

- Played basketball for four seasons at Miami (Ohio) and ranked second in school history and 12th in conference history in steals (214). Finished his career ranked fourth at Miami in career assists (391), seventh in games started (106) and ninth in minutes played (3,448).

2015 SEASON: Has played in 13 games with three starts (two at LCB, one at RCB)...Was inactive for two contests, one due to a neck injury and the other as a healthy scratch...Has posted 34 tackles (25 solo), a sack, two interceptions (one for a TD) and nine passes defensed...Is tied for No. 3 on the team in INTs and is tied for No. 4 among NFL rookies...Has added seven tackles on special teams.

► **at Chicago Bears (Sept. 13):** Played five snaps on special teams in his NFL debut and made one tackle.

► **vs. Seattle Seahawks (Sept. 20):** Inactive (healthy scratch).

► **vs. Kansas City Chiefs (Sept. 28):** Played 17 snaps on defense and 20 on special teams...Recorded the first statistics of his career on defense, posting three tackles (two solo) and a pass defensed...Added a season-high two tackles on special teams.

► **at San Francisco 49ers (Oct. 4):** Played three snaps on defense and 19 on special teams...Posted two tackles on defense (one solo), coming up in run support to tackle RB Carlos Hyde for no gain after he bounced a run out toward the left sideline midway through the second quarter.

► **vs. St. Louis Rams (Oct. 11):** Posted two interceptions, the first Green Bay rookie to do so since Casey Hayward had two at Houston on Oct. 14, 2012...Late in the first quarter, picked off QB Nick Foles' intended for TE Jared Cook and returned the interception 45 yards for a TD, the first

rookie to record a pick-six since S Marques Anderson in 2002 (vs. Detroit, Nov. 10)...Sealed the win with his second INT of the afternoon on a third-and-goal from the 7 with less than 30 seconds remaining...Was lined up in the slot against WR Stedman Bailey, passing Bailey off and jumping in front of WR Tavon Austin to make the pick...Finished with two solo tackles in addition to his INTs.

►vs. **San Diego Chargers (Oct. 18):** Played 12 snaps on defense and 16 on special teams...Registered two solo tackles on defense.

►at **Denver Broncos (Nov. 1):** Played five snaps on special teams, but left the game early in the second quarter with a neck injury and did not return...Tied for the team lead with two special teams tackles, including a stop of WR Emmanuel Sanders for just a 1-yard gain on a first-quarter punt return.

►at **Carolina Panthers (Nov. 8):** Inactive (neck).

►vs. **Detroit Lions (Nov. 15):** Played 17 snaps on special teams and one on defense...Got down the field to down P Tim Masthay's 44-yard punt at the Detroit 3 midway through the second quarter.

►at **Minnesota Vikings (Nov. 22):** Appeared on 21 plays on defense and 17 on special teams...Posted two tackles (one solo) on defense.

►vs. **Chicago Bears (Nov. 26):** Played 27 snaps and posted a solo tackle, a sack, a QB pressure and two passes defended...Early in the third quarter, came off the right edge and shook off a block from T Charles Leno Jr. to get to QB Jay Cutler for an 11-yard sack on third down, the first sack of his career...On a third-and-5 with just over four minutes remaining in the first quarter, slipped in coverage but popped right back up to break up and nearly intercept QB Jay Cutler's pass intended for Zach Miller.

►at **Detroit Lions (Dec. 3):** Saw increased time on defense with CB Damarious Randall sidelined (hamstring), starting the first game of his career at LCB as the team opened in nickel...Appeared on 39 plays and posted six tackles (three solo) and a pass defended...Dove to break up QB Matthew Stafford's pass over the middle intended for WR Corey Fuller early in the second quarter.

►vs. **Dallas Cowboys (Dec. 13):** Played 33 snaps on defense, recording four solo tackles...Helped limit QB Matt Cassel to a 41.5 QB rating as he completed just 13 of 29 passes for 114 yards, the fewest allowed to a QB by Green Bay all season.

►at **Oakland Raiders (Dec. 20):** Started at LCB and played 73 of 77 snaps...Posted six tackles (five solo) and a career-high three passes defended...Made a leaping left-handed deflection of QB Derek Carr's pass intended for WR Michael Crabtree in the end zone on third-and-goal from the 5 on the opening play of the second quarter, forcing Oakland to settle for a FG...Added a tackle on special teams.

►at **Arizona Cardinals (Dec. 27):** Opened at RCB and played 49 snaps, finishing with five tackles (four solo).

47 Jake Ryan, LB, Rookie, Michigan

• Started 41 of 46 games played at Michigan, appearing at inside linebacker as a senior after spending his first three seasons at outside linebacker and defensive end.

• Served as a team captain for his final two seasons and was a three-time winner (2012-14) of the Roger Zatkoff Award, given to Michigan's top LB.

• Earned the Bo Schembechler Award, given to the team's most valuable player, in 2014.

• Named first-team All-Big Ten by the coaches and media in 2014 and second-team All-Big Ten (media and *Phil Steele's College Football*) and honorable mention (coaches) in 2012.

2015 SEASON: Has played in 13 games with four starts, seeing time on defense and special teams...Has registered 37 tackles (26 solo) and a fumble recovery on defense and five tackles on special teams...Was inactive for two contests due to a hamstring injury (Weeks 4-5).

►at **Chicago Bears (Sept. 13):** Appeared on 14 plays on special teams in his NFL debut, pacing the team with three tackles.

►vs. **Seattle Seahawks (Sept. 20):** Played 19 snaps on special teams and posted a tackle...Made a tackle of WR Tyler Lockett on a first-quarter kickoff return at the Seattle 20 despite being held on the play.

►vs. **Kansas City Chiefs (Sept. 28):** Registered a tackle on special teams...Also saw the first action of his career on defense, playing four

snaps before departing in the fourth quarter due to a hamstring injury.

►at **San Francisco 49ers (Oct. 4):** Inactive (hamstring).

►vs. **St. Louis Rams (Oct. 11):** Inactive (hamstring).

►vs. **San Diego Chargers (Oct. 18):** Returned to action, playing 14 snaps on special teams.

►at **Denver Broncos (Nov. 1):** Played 18 snaps on special teams and two on defense.

►at **Carolina Panthers (Nov. 8):** Saw the most significant action of his career on defense, appearing on 38 snaps and posting a career-high six tackles (four solo)...Midway through the fourth quarter, got into the backfield along with a swarm of other tacklers and brought down RB Jonathan Stewart for a 7-yard loss...Helped limit Stewart to an average of 3.1 yards per carry (66 yards on 20 attempts), his lowest average since Week 1.

►vs. **Detroit Lions (Nov. 15):** Appeared on 25 plays on special teams.

►at **Minnesota Vikings (Nov. 22):** Played 21 snaps on special teams and one on defense.

►vs. **Chicago Bears (Nov. 26):** Played 20 snaps on special teams.

►at **Detroit Lions (Dec. 3):** Started the first NFL game of his career, opening at BLB and appearing on 49 plays...Led the team with a career-high nine tackles (eight solo), including a tackle for a loss, and registered the first fumble recovery of his career...Came up and dove on QB Matthew Stafford's fumble forced by LB Julius Peppers' sack at the Detroit 12, giving Green Bay prime field position that set up an 8-yard TD pass three plays later from QB Aaron Rodgers to WR Davante Adams that narrowed Detroit's lead to 20-14...Brought down RB Joique Bell for a 1-yard loss on a run late in the fourth quarter.

►vs. **Dallas Cowboys (Dec. 13):** Started at BLB and played 33 snaps...Ranked No. 2 on the defense with six tackles (three solo).

►at **Oakland Raiders (Dec. 20):** Started at BLB and played 53 snaps...Led the linebackers with eight tackles (all solo).

►at **Arizona Cardinals (Dec. 27):** Opened at BLB for the fourth straight game and led the linebackers with six tackles (two solo)...Helped provide running room for P Tim Masthay on the left side with his blocking on a fake punt in the second quarter as Masthay picked up 7 yards on a run on fourth-and-2.

37 Sam Shields, CB, 6th Year, Miami

• Earned his first career Pro Bowl selection in 2014, replacing Patriots CB Darrelle Revis, who played in the Super Bowl.

• Including playoffs, has registered 22 interceptions since 2010, tied for No. 2 in the league among active players behind only Seahawks CB Richard Sherman (26).

• Recorded a franchise-leading fifth career postseason interception in the 2014 NFC Championship Game at Seattle.

• Had his finest statistical season in 2013, setting new career highs for starts (14), tackles (64), solo tackles (57) and passes defended (a team-high 25), and tied his previous career best with four INTs.

2015 SEASON: Has started all 12 games he has played in and has posted 42 tackles (33 solo)...Leads the team with three interceptions and has posted 11 passes defended, which ranks No. 2 on the team...Was named an alternate for the Pro Bowl...Was inactive in Week 9 (shoulder) and Weeks 15-16 (concussion).

►at **Chicago Bears (Sept. 13):** Started as the lone CB as the defense opened with three safeties, and played 76 of 77 snaps...Led the secondary with eight tackles (six solo) and added a pass defended...Batted away a short pass by QB Jay Cutler intended for WR Alshon Jeffery in the end zone early in the second quarter.

►vs. **Seattle Seahawks (Sept. 20):** Started at RCB and played all 70 snaps, one of four defenders to do so...Posted two solo tackles, including a stop of WR Tyler Lockett for no gain at the Seattle 10 on a bubble screen on the Seahawks' opening play of the game.

►vs. **Kansas City Chiefs (Sept. 28):** Opened at LCB as the lone CB as the defense opened with three safeties for the second time in three games, appearing on 70 plays...Posted five tackles (all solo) and recorded his first INT of the season...Midway through the third quarter, backpedaled and made a leaping INT of QB Alex Smith's pass intended for WR Albert Wilson at the Kansas City 19, returning it 15 yards down the right sideline to set up a 4-yard TD pass from QB Aaron Rodgers to WR Randall Cobb

on the next play...Made a key play late in the first half when he came up to bring down WR De'Anthony Thomas for a 7-yard loss on third down on a lateral from QB Alex Smith, forcing a Kansas City punt.

► **at San Francisco 49ers (Oct. 4):** Started at RCB and played 48 of 50 snaps...Posted an INT in back-to-back games for the first time in his career...Came underneath after running stride for stride with WR Anquan Boldin to make a leaping interception of QB Colin Kaepernick's deep pass intended for Boldin at the Green Bay 34 midway through the fourth quarter...Finished with three tackles (two solo), helping limit the 49ers to just 196 yards of total offense and Kaepernick to a 55.4 passer rating (13 of 25, 160 yards, one INT).

► **vs. St. Louis Rams (Oct. 11):** Started at RCB and played all 71 snaps, one of four defenders to do so...Matched his career high with four passes defended and added two assisted tackles...Midway through the first quarter, broke up a QB Nick Foles pass over the middle intended for WR Kenny Britt on third down to force a St. Louis punt...Made a leaping deflection of a deep pass from Foles intended for WR Tavon Austin early in the second quarter, nearly making the interception...Later in the second quarter, broke up a pass in the end zone intended for WR Brian Quick on third down to force a St. Louis field goal...Helped limit Foles to a 23.8 passer rating as he completed only 11 of 30 passes for 141 yards and one TD with a career-high four INTs (previous high was two INTs).

► **vs. San Diego Chargers (Oct. 18):** Started at RCB and played all 92 snaps, one of only two defenders to do so (S Ha Ha Clinton-Dix)...Registered seven tackles (all solo) and two passes defended.

► **at Denver Broncos (Nov. 1):** Started at RCB, but departed on Denver's second drive after sustaining a shoulder injury and did not return...Played 11 snaps.

► **at Carolina Panthers (Nov. 8):** Inactive (shoulder).

► **vs. Detroit Lions (Nov. 15):** Returned to action after missing one game and played 64 of 65 snaps...Was matched up with WR Calvin Johnson for much of the afternoon (six catches for 81 yards, long of 19)...Registered a solo tackle.

► **at Minnesota Vikings (Nov. 22):** Played 62 of 64 snaps and recorded six tackles (five solo) and a fumble recovery...With the Packers leading 27-13 early in the fourth quarter, scooped up a RB Adrian Peterson fumble that was forced by S Morgan Burnett at the Green Bay 21 to stop a Minnesota drive...Made an open-field tackle of RB Jerick McKinnon for just a 2-yard catch on third-and-4 on the Vikings' opening drive to force a punt.

► **vs. Chicago Bears (Nov. 26):** Started at RCB and played 66 of 67 snaps...Posted three tackles (two solo) and a pass defended...Made a diving deflection of a pass intended for WR Alshon Jeffery near the side of the end zone on third-and-goal from the 3 early in the fourth quarter, forcing the Bears to settle for a FG.

► **at Detroit Lions (Dec. 3):** Started at RCB and played all 65 snaps, one of four Green Bay defenders to do so, and registered five tackles (three solo) and a pass defended...Was matched up with WR Calvin Johnson for much of the evening and limited him to three catches for 44 yards (14.7 avg.) and a TD...Broke up a QB Matthew Stafford pass on third down midway through the fourth quarter that was intended for Johnson to force the Lions to settle for a 42-yard Matt Prater field goal.

► **vs. Dallas Cowboys (Dec. 13):** Started at LCB, shadowing WR Dez Bryant before departing the game midway through the second quarter (concussion)...Picked off QB Matt Cassel in the first quarter, hauling in the pass that went off the hands of Bryant in the end zone, to halt a Dallas scoring opportunity...The INT gave him a pick in all three career games against the Cowboys in the regular season...Finished with two solo tackles and two passes defended before getting injured.

► **at Oakland Raiders (Dec. 20):** Inactive (concussion).

► **at Arizona Cardinals (Dec. 27):** Inactive (concussion).

71 Josh Sitton, G, 8th Year, Central Florida

• Was named to his third career Pro Bowl in 2015, the second straight season he has been honored and the third time in the last four seasons.

• Was named first-team All-Pro by *Sporting News*, second-team All-Pro by *The Associated Press* and first-team All-NFL and All-NFC by the PFWA in '14.

• Has started 109 of a possible 111 games since 2009, the most by a Packers offensive lineman over that span.

• Made the transition to left guard in 2013, starting every game there the past two seasons after spending his first five seasons with the club at right guard.

2015 SEASON: Has started all 15 games at LG...Part of a line that has helped the Packers rank tied for No. 3 in the league in giveaways (15), tied for No. 1 in zero-giveaway games (eight), No. 10 in rushing (118.3 ypg) and No. 13 in scoring (23.7 ppg)...Has helped the offense register eight games with 120-plus rushing yards, which is tied for No. 5 in the NFL... Was named to the Pro Bowl for the second straight season, becoming the first Green Bay guard to do so since Marco Rivera went to three straight Pro Bowls (2002-04).

► **at Chicago Bears (Sept. 13):** Played all 60 snaps as the offensive line didn't allow a sack of QB Aaron Rodgers...Protected Rodgers as he threw for 189 yards and three TDs on 18-of-23 passing for a 140.5 passer rating...Helped clear holes for a ground game that produced 133 yards on 30 carries (4.4 avg.), highlighted by RB Eddie Lacy's 85 yards on 19 attempts (4.5 avg.).

► **vs. Seattle Seahawks (Sept. 20):** Played all 71 snaps and helped protect Rodgers as he connected on 25 of 33 passes for 249 yards and two TDs with no INTs for a 116.9 passer rating...With Lacy departing after just eight snaps due to an ankle injury, helped clear holes for RB James Starks as he racked up 95 yards on 20 carries (4.8 avg.)...With 127 yards as a team on 29 attempts (4.4 avg.), it marked the first time since 2004 that the Packers posted 125-plus rushing yards in both of the first two games... Sealed DT Brandon Mebane to help clear the way for Starks' game-long 35-yard run midway through the third quarter.

► **vs. Kansas City Chiefs (Sept. 28):** Played all 76 snaps and protected Rodgers as the line allowed just one sack to a Kansas City defense that had registered eight sacks in the first two games...Helped give Rodgers time to complete 24 of 35 passes for 333 yards and five TDs with no INTs, the fourth game of his career with five-plus TD passes, a franchise record... Also helped clear holes for a rushing attack that delivered 123 yards on 32 attempts (3.8 avg.), the third straight game this season that the Packers have registered 120-yards on the ground...It marked the first time since 1996 that Green Bay began a season with three consecutive 120-yard rushing games.

► **at San Francisco 49ers (Oct. 4):** Played all 73 snaps, helping the Packers rush for a season-high 162 yards and a TD on 33 attempts (4.9 avg.)...It marked the fourth straight 120-yard rushing effort by the Packers, the first time they had cleared that mark in each of the first four games since 1971...Helped the Packers control the clock for a season-high 36:34.

► **vs. St. Louis Rams (Oct. 11):** Started at LG and appeared on all 62 snaps...Part of a line that gave up just two sacks to a St. Louis defense that entered the game tied for No. 2 in the league in the category with 17 in the first four contests.

► **vs. San Diego Chargers (Oct. 18):** Started at LG and played all 53 snaps...Helped the Packers post 133 rushing yards on just 17 carries, a 7.8-yard average that was the best by Green Bay since Oct. 10, 2010, at Washington (9.2, 17-157)...Helped clear the way for Starks' 112 yards on just 10 carries (11.2 avg.), the best yards-per-carry average by an NFL back this season (min. 10 att.).

► **at Denver Broncos (Nov. 1):** Started at LG and played 51 of 53 snaps...Was out of the game for the final two plays (coach's decision).

► **at Carolina Panthers (Nov. 8):** Started at LG and played all 77 snaps...Helped protect Rodgers as he threw for a season-high 369 yards and four TDs on 25-of-48 passing...Blocked DT Star Lotulelei and then got up the field to block LB Luke Kuechly on Starks' 29-yard screen pass in the fourth quarter.

► **vs. Detroit Lions (Nov. 15):** Started at LG and played all 87 snaps... Helped protect Rodgers as he completed a career-high 35 passes and threw for 333 yards, his second straight 300-yard game.

► **at Minnesota Vikings (Nov. 22):** Started at LG and played all 77 snaps, helping clear holes for Lacy as he rushed for a season-high 100 yards on 22 carries (4.5 avg.)...Part of a line that allowed just two sacks of Rodgers as he threw for 212 yards and two TDs with no INTs.

► **vs. Chicago Bears (Nov. 26):** Started at LG and played all 78

snaps...Helped the offense rack up a season-high 177 yards rushing on 28 carries (6.3 avg.), the best yardage total on the ground by Green Bay since the team posted 179 yards vs. Atlanta in Week 14 last season...Blocked for Lacy as he registered a season-high 105 yards rushing on 17 carries (6.2 avg.), the first Green Bay RB to register back-to-back 100-yard rushing games since Ahman Green in 2006 (three straight).

►**at Detroit Lions (Dec. 3):** Started and played 66 of 67 snaps, leaving the game for one play early in the fourth quarter due to a knee injury...Protected Rodgers as he threw for 273 yards and two TDs with one INT on 24-of-36 passing.

►**vs. Dallas Cowboys (Dec. 13):** Started and played all 87 snaps, helping the Packers post season highs for rushing yards (230), first downs (29) and time of possession (37:48)...The 230 rushing yards on a season-high 44 attempts (5.2 avg.) were the most by Green Bay in a game since Nov. 29, 2004, vs. St. Louis (231 yards on 28 carries)...Helped block for a pair of 70-yard rushers in Lacy (season-high 124 yards and a TD on 24 carries) and Starks (71 yards and a TD on 11 attempts)...The Packers' 435 yards of total offense was their second-highest total of the season and the most since Week 3 vs. Kansas City (448).

►**at Oakland Raiders (Dec. 20):** Started and played all 76 snaps, helping limit the Oakland defense, who entered the game with 19 sacks in its previous five contests, to just two sacks on the afternoon.

►**at Arizona Cardinals (Dec. 27):** Started and played 66 of 72 snaps, appearing on all but the final two series of the game (coach's decision)...Helped Lacy rush for 60 yards on 12 carries (5.0 avg.).

44 James Starks, RB, 6th Year, Buffalo

• Played in all 16 games in 2014 for the first time in his career and rushed for 333 yards and two TDs on 85 attempts (3.9 avg.).

• Rushed for 493 yards and a career-high three TDs on 89 carries in 2013, an average of 5.54 yards per carry that ranked No. 1 in the NFL among players with 80-plus attempts.

• Was tied for No. 2 in the NFL in 2013 with three TD runs of 20-plus yards, trailing only Eagles RB LeSean McCoy (four).

2015 SEASON: Has played in all 15 games with four starts and has posted 577 rushing yards on 140 attempts (4.1 avg.) with two TDs...Has added a career-best 40 receptions for a career-high 374 yards (9.4 avg.) and a career-best three TDs...Is tied for No. 1 in the league among RBs with four catches of 25-plus yards...According to STATS, ranks No. 3 in the NFL among running backs in yards after the catch with 469...Leads the team in yards from scrimmage with a career-high 951 on the season, surpassing his previous best of 794 yards in 2011...Is one of five RBs in the NFL this season with 570-plus rushing yards and 370-plus receiving yards (Devonta Freeman, Mark Ingram, Giovani Bernard, Lamar Miller).

►**at Chicago Bears (Sept. 13):** Posted 2 rushing yards on two attempts (1.0 avg.), appearing on 13 plays on offense.

►**vs. Seattle Seahawks (Sept. 20):** With starting RB Eddie Lacy departing the game after just eight snaps because of an ankle injury, saw his most significant action in more than two years...Carried the ball 20 times for 95 yards (4.8 avg.), the most carries and yards he has had in a game since a 20-attempt, 132-yard effort vs. Washington in Week 2 in 2013 (Sept. 15)...Midway through the third quarter, ran through a sizable hole up the middle before bouncing it to the right and then down the sideline for a 35-yard gain, avoiding tackle attempts by S Earl Thomas and CB Richard Sherman to pick up extra yardage...Rushed for five first downs, which was tied for the second most in a game in his career (nine vs. Washington, Sept. 15, 2013).

►**vs. Kansas City Chiefs (Sept. 28):** Rushed for 32 yards on a team-high 17 carries (1.9 avg.), his first time with 15-plus attempts in back-to-back games since Weeks 9 and 11 in 2012...Added a 19-yard reception in the first quarter on a screen pass down to the Kansas City 30, making LB Derrick Johnson miss on a tackle right after the catch and then eluding a tackle attempt by CB Phillip Gaines toward the end of the gain.

►**at San Francisco 49ers (Oct. 4):** Posted 28 yards rushing on nine carries (3.1 avg.) and added two catches for 11 yards (5.5 avg.).

►**vs. St. Louis Rams (Oct. 11):** Rushed for 17 yards on five carries (3.4 avg.) and had three receptions for 29 yards (9.7 avg.), including a 19-yard gain on a first-quarter screen pass that saw him break a tackle by

S Mark Barron.

►**vs. San Diego Chargers (Oct. 18):** Started his first game of the season and rushed for 112 yards on just 10 carries (11.2 avg.), the highest yards-per-carry average by an NFL back to that point this season...Became the first Packers RB to rush for 100-plus yards on 10 or fewer carries since RB Brandon Jackson at Washington on Oct. 10, 2010 (115 yards on 10 carries)...Posted a 25-yard run on a toss play on Green Bay's first offensive snap...Capped the drive off with a 5-yard TD catch on a shovel pass from Rodgers...On the Packers' next possession, which came late in the first quarter, scored on a 65-yard run, the longest TD run by a Packer since RB DeShawn Wynn's 73-yard TD vs. Detroit on Dec. 28, 2008...On the play, ran into the back of lead blocker John Kuhn before spinning away from DE Ricardo Mathews and taking it down the right sideline as he outran OLB Melvin Ingram on his way to the end zone...It marked the first two-TD game of his career, and he became the first Packer to register a 50-yard TD run and a TD catch in the first quarter of a game since RB Dorsey Levens did so at Indianapolis on Nov. 16, 1997.

►**at Denver Broncos (Nov. 1):** Had 9 rushing yards on five carries (1.8 avg.) and added two catches for 9 yards (4.5 avg.).

►**at Carolina Panthers (Nov. 8):** Led the team with 39 yards rushing on 10 carries (3.9 avg.) and posted a career-high 83 yards receiving on a career-best six receptions (13.8 avg.), besting his previous mark by 30 yards and matching his previous high for receptions (53 yards on six catches vs. Tampa Bay, Nov. 20, 2011)...Scored on a 29-yard screen pass midway through the fourth quarter, the longest TD catch of his career, breaking tackle attempts by DT Kyle Love and CB Josh Norman on his way to the end zone...Earlier on the drive, picked up 30 yards on another screen pass from Rodgers...Was the first NFL player to have two catches of 25-plus yards since Steelers RB Le'Veon Bell did so on Nov. 30, 2014.

►**vs. Detroit Lions (Nov. 15):** Started and posted 42 rushing yards on 15 attempts (2.8 avg.)...Tied his career high with six receptions for 54 yards (9.0 avg.).

►**at Minnesota Vikings (Nov. 22):** Started and rushed eight times for 14 yards (1.8 avg.)...Had a season-long 30-yard catch early in the third quarter, taking a screen pass down the right sideline to the Minnesota 45 to help set up an eventual 42-yard FG from Mason Crosby that put Green Bay up 19-6.

►**vs. Chicago Bears (Nov. 26):** Posted 39 yards rushing on seven attempts (5.6 avg.) and added 41 yards on four receptions (10.3)...Picked up 18 yards on a screen pass out to the Green Bay 38 on the Packers' final drive.

►**at Detroit Lions (Dec. 4):** Started and rushed for 15 yards on nine carries (1.7 avg.), adding five catches for 45 yards (9.0 avg.)...Picked up 25 yards on a screen pass down to the Detroit 8 midway through the third quarter, setting up a Green Bay TD on the next play when WR Randall Cobb recovered Starks' fumble in the end zone.

►**vs. Dallas Cowboys (Dec. 13):** Rushed for 71 yards on 11 carries (6.5 avg.), highlighted by his 30-yard TD run in the fourth quarter on second-and-25 that extended Green Bay's lead to 21-7...Made a cut at the line to elude LB Rolando McClain and then took it down the middle of the field for the score, outrunning S Barry Church and CB Brandon Carr on his way to the end zone...Added four receptions for 32 yards (8.0 avg.), including a 13-yard TD on a swing pass in the second quarter, Green Bay's first score of the game...It marked the second time on the season that he had posted a rushing TD and a receiving TD in the same game...Posted 52 rushing yards on four attempts (13.0 avg.) in the fourth quarter

►**at Oakland Raiders (Dec. 20):** Led the team with 51 yards rushing on nine carries (5.7 avg.), including a 25-yard run down to the Oakland 8 with just over six minutes remaining, a gain that would set up K Mason Crosby's 33-yard FG that made it a two-score game at 30-20...Ran for 35 yards on six attempts (5.8 avg.) in the fourth quarter.

►**at Arizona Cardinals (Dec. 27):** Rushed for 11 yards on three carries (3.7 avg.).

65 Lane Taylor, G, 3rd Year, Oklahoma State

- Played in all 16 games in 2014, seeing limited action on offense at both guard spots and as an extra lineman, and on special teams.
- Appeared on a career-high 63 snaps at New Orleans last season in Week 8, filling in at right guard following the first series for an injured T.J. Lang.
- Was one of three non-drafted rookie free agents to make Green Bay's opening-day roster in 2013.

2015 SEASON: Has played in three games with one start and dressed but did not play in three others...Has been inactive (healthy scratch) for the other nine contests.

▶**vs. Seattle Seahawks (Sept. 20):** Dressed, but did not see any action in the game.

▶**vs. Chicago Bears (Nov. 26):** Was active, but did not play.

▶**at Detroit Lions (Dec. 3):** Started the first game of his NFL career, opening at RG in place of an injured T.J. Lang (shoulder)...Played all 67 snaps and helped protect Rodgers as he threw for 273 yards and two TDs with one INT on 24-of-36 passing.

▶**at Oakland Raiders (Dec. 20):** Played seven snaps on special teams.

▶**at Arizona Cardinals (Dec. 27):** Appeared on seven plays on offense, playing six snaps at LG in place of Josh Sitton (coach's decision) and one for Lang at RG on Green Bay's two-point conversion in the third quarter.

48 Joe Thomas, LB, 1st Year, South Carolina State

- Was signed to Green Bay's 53-man roster on Sept. 21 from the Dallas Cowboys' practice squad. Was with the Packers during the 2015 pre-season.

• Entered the league with the Packers as a non-drafted free agent in May 2014. Was on Green Bay's practice squad for the final eight games of the regular season and both playoff contests last season..

• As a senior in 2013, was named the Mid-Eastern Athletic Conference Defensive Player of the Year after recording a team-high 115 tackles (82 solo), including 19 for a loss, 7.5 sacks, five passes defended, an interception, a forced fumble and a fumble recovery.

2015 SEASON: Has played in 13 games and has registered 22 tackles (15 solo), a sack, a forced fumble, four QB hits, three pressures and two passes defended...Has added nine tackles on special teams, which is tied for No. 3 on the team.

▶**vs. Kansas City Chiefs (Sept. 28):** Made his NFL debut, playing 38 snaps on defense and 23 on special teams (second most on the team)... Late in the first quarter, fought off a block from G Laurent Duvernay-Tardif to chase down QB Alex Smith as he avoided pressure in the pocket, bringing him down for a 2-yard sack to force a three-and-out, the first sack of his career...Finished with three tackles (all solo) on defense and added a tackle on special teams.

▶**at San Francisco 49ers (Oct. 4):** Forced a fumble in the second quarter, punching the ball out from TE Vance McDonald after he made a catch on a crossing route to the Green Bay 15...McDonald recovered, but the 49ers were forced to settle for a FG, their lone score of the afternoon... Played 11 snaps on defense and registered two solo tackles.

▶**vs. St. Louis Rams (Oct. 11):** With just over nine minutes remaining and the Packers leading, 21-10, nearly picked off QB Nick Foles' pass intended for TE Lance Kendricks at the goal line, but the throw went off his hands and into the arms of a diving Ha Ha Clinton-Dix in the end zone for the turnover...Played 19 snaps on defense and 17 on special teams... Posted a career-high two tackles on special teams.

▶**vs. San Diego Chargers (Oct. 18):** Played 25 snaps on defense and 13 on special teams...Recorded three tackles (two solo) and a QB hit on defense and a tackle on special teams.

▶**at Denver Broncos (Nov. 1):** Played 13 snaps and registered four tackles (one solo), including a stop of RB C.J. Anderson for a 1-yard loss on a run late in the first half.

▶**at Carolina Panthers (Nov. 8):** Appeared on six plays on defense and 24 on special teams...Posted a QB hit and a pressure on defense and added a tackle on special teams.

▶**vs. Detroit Lions (Nov. 15):** Played seven snaps on defense and 23 on special teams...Posted a solo tackle on defense and a tackle on special teams.

▶**at Minnesota Vikings (Nov. 22):** Tied for the team lead with two tackles on special teams...Also played 22 snaps on defense, posting three tackles (one solo).

▶**vs. Chicago Bears (Nov. 26):** Played 12 snaps on defense and recorded two tackles (both solo), a QB hit and a pressure.

▶**at Detroit Lions (Dec. 3):** Appeared on 16 plays on defense and registered two tackles (both solo), a QB hit and a pressure...Added a tackle on special teams.

▶**vs. Dallas Cowboys (Dec. 13):** Played 19 snaps and recorded a pass defended, breaking up a pass over the middle intended for RB Darren McFadden late in the fourth quarter on fourth down to force a turnover on downs that gave Green Bay the ball at the Dallas 38.

▶**at Oakland Raiders (Dec. 20):** Appeared on 26 plays on defense and 21 on special teams...Recorded a solo tackle on defense.

▶**at Arizona Cardinals (Dec. 27):** Played 27 snaps on defense and posted a solo tackle.

16 Scott Tolzien, QB, 5th Year, Wisconsin

• Spent the entire 2014 season on Green Bay's 53-man roster, but was a gameday inactive for the first 15 games and dressed but did not play in the season finale.

• Was on Green Bay's practice squad for the first eight games in 2013 before being signed to the active roster, appearing in three games with two starts on the season.

• Threw for 339 yards in his first career start (at N.Y. Giants, Week 11 of 2013), the most by a Green Bay QB in his first start with the team in franchise history.

2015 SEASON: Has served as the No. 2 QB for all 14 games, seeing limited action in two contests...Dressed, but did not play in the other 10 games.

▶**at Denver Broncos (Nov. 1):** Took the final two snaps of the game at QB, handing off to RB Alonzo Harris on both plays.

▶**vs. Dallas Cowboys (Dec. 13):** Took the final two snaps of the game, taking a knee as the Packers ran out the clock in the 28-7 win.

▶**at Arizona Cardinals (Dec. 27):** Took the final six snaps of the game, taking over for Rodgers for the final two series...Completed his lone passing attempt for 4 yards.

73 JC Tretter, C/G, 3rd Year, Cornell

• Opened the first three preseason contests at center for Green Bay in 2014, but a knee injury sustained vs. Oakland (Aug. 22) would sideline him for the first half of the season. Went on to see limited action in the final eight regular-season games and both playoff contests.

• Saw time at both tackle spots and at LG in reserve duty in 2014.

• Spent the majority of his rookie campaign in 2013 on reserve/physically unable to perform after sustaining a significant ankle injury during the first practice of Organized Team Activities in the spring.

2015 SEASON: Has played in all 15 games with three starts, seeing action on offense and special teams.

▶**at Chicago Bears (Sept. 13):** Played 11 snaps on special teams and one on offense, lining up as an extra lineman on the left side on RB Eddie Lacy's 2-yard TD run late in the game.

▶**vs. Seattle Seahawks (Sept. 20):** Played nine snaps on special teams and one on offense, lining up as an extra lineman for a RB James Starks 2-yard run.

▶**vs. Kansas City Chiefs (Sept. 28):** Appeared on 11 plays on special teams.

▶**at San Francisco 49ers (Oct. 4):** Played six snaps on special teams and one on offense, coming on as an extra lineman on FB John Kuhn's 1-yard TD run midway through the third quarter.

▶**vs. St. Louis Rams (Oct. 11):** Played four snaps as an extra lineman on offense and also appeared on eight plays on special teams.

▶**vs. San Diego Chargers (Oct. 18):** Appeared on nine plays on special teams...Early in the fourth quarter with the Packers leading 24-20, fielded K Josh Lambo's short kickoff at the Green Bay 29 before going to the ground with the ball after securing it.

▶**at Denver Broncos (Nov. 1):** Played the final two snaps of the game at LG in place of Josh Sitton (coach's decision) and appeared on eight

plays on special teams.

▶**at Carolina Panthers (Nov. 8):** Played two snaps on offense as an extra offensive lineman and 11 snaps on special teams.

▶**vs. Detroit Lions (Nov. 15):** Appeared on eight plays on special teams.

▶**at Minnesota Vikings (Nov. 22):** Saw the most significant action of his career, coming in for C Corey Linsley (ankle) with 5:30 remaining in the first quarter...Played the remainder of the game (65 snaps), helping clear holes for Lacy as he rushed for a season-high 100 yards on 22 carries (4.5 avg.)...Part of a line that allowed just two sacks of Rodgers as he threw for 212 yards and two TDs with no INTs.

▶**vs. Chicago Bears (Nov. 26):** Started his first career game, opening at C in place of Linsley (ankle) and appearing on all 78 snaps...Helped the offense rack up a season-high 177 yards rushing on 28 carries (6.3 avg.), the best yardage total on the ground by Green Bay since the team posted 179 yards vs. Atlanta in Week 14 last season...Blocked for Lacy as he registered a season-high 105 yards rushing on 17 carries (6.2 avg.), the first Green Bay RB to register back-to-back 100-yard rushing games since Ahman Green in 2006 (three straight).

▶**at Detroit Lions (Dec. 3):** Entered the game at C in the second quarter after Linsley reinjured his ankle...Played the final 39 snaps, helping protect Rodgers as he threw for 273 yards and two TDs with one INT on 24-of-36 passing.

▶**vs. Dallas Cowboys (Dec. 13):** Started at C in place of an injured Linsley (ankle) and played all 87 snaps, helping the Packers post season highs for rushing yards (230), first downs (29) and time of possession (37:48)...The 230 rushing yards on a season-high 44 attempts (5.2 avg.) were the most by Green Bay in a game since Nov. 29, 2004, vs. St. Louis (231 yards on 28 carries)...Helped block for a pair of 70-yard rushers in Lacy (season-high 124 yards and a TD on 24 carries) and Starks (71 yards and a TD on 11 attempts)...The Packers' 435 yards of total offense was their second-highest total of the season and the most since Week 3 vs. Kansas City (448).

▶**at Oakland Raiders (Dec. 20):** Started at C for the second straight week in place of Linsley (ankle) and played all 76 snaps...Helped limit the Oakland defense, who entered the game with 19 sacks in its previous five contests, to just two sacks on the afternoon.

▶**at Arizona Cardinals (Dec. 27):** Played 17 snaps on offense, one at C late in the first half after Linsley departed for one play due to injury, and then 16 at RT in the second half in place of an injured Bryan Bulaga.

79 Josh Walker, G, 1st Year, Middle Tennessee State

• Was on Green Bay's practice squad for the final 13 games of the regular season and both playoff contests in 2014.

• Entered the league as a non-drafted free agent with Indianapolis in May 2014 and spent time on the Colts' practice squad early last season.

• A four-year letterman at Middle Tennessee State, he played in 49 games with 34 starts and earned second-team All-Conference USA honors as a senior.

2015 SEASON: Has played in 13 games, seeing action on offense and special teams...Has been inactive for two contests (healthy scratch).

▶**at Chicago Bears (Sept. 13):** Made his NFL debut, appearing on five snaps on special teams and three on offense, lining up as an extra lineman on the left side on three plays late in the fourth quarter.

▶**vs. Seattle Seahawks (Sept. 20):** Played five snaps on special teams (extra point and four field goals).

▶**vs. Kansas City Chiefs (Sept. 28):** Appeared on six plays as an extra lineman on offense and six plays on special teams.

▶**at San Francisco 49ers (Oct. 4):** Played four snaps as an extra lineman on offense and four plays on special teams.

▶**vs. St. Louis Rams (Oct. 11):** Saw the most significant action of his career on offense, playing 32 snaps at RG in place of T.J. Lang after he departed midway through the second quarter due to a knee injury...Filled in for Lang on all but one series, helping the line allow just two sacks of Rodgers to a St. Louis defense that entered the game tied for No. 2 in the NFL with 17 sacks in the first four games.

▶**vs. San Diego Chargers (Oct. 18):** Played five snaps on special teams.

▶**at Denver Broncos (Nov. 1):** Inactive (healthy scratch).

▶**at Carolina Panthers (Nov. 8):** Played three snaps on special teams.

▶**vs. Detroit Lions (Nov. 15):** Played one snap at RG for Lang in the fourth quarter when he departed briefly due to injury.

▶**at Minnesota Vikings (Nov. 22):** Played three snaps on offense, appearing as an extra lineman in short-yardage situations, and played six snaps on special teams.

▶**vs. Chicago Bears (Nov. 26):** Appeared on three plays on special teams.

▶**at Detroit Lions (Dec. 3):** Played six snaps on special teams and one on offense.

▶**vs. Dallas Cowboys (Dec. 13):** Appeared on one play on offense as an extra lineman and also played five snaps on special teams.

▶**at Oakland Raiders (Dec. 20):** Inactive (healthy scratch).

▶**at Arizona Cardinals (Dec. 27):** Played 26 snaps on offense, seeing time in the second half at RT in place of an injured Bryan Bulaga (ankle) and at RG in place of Lang (coach's decision).

National Football League Game Summary

NFL Copyright © 2015 by The National Football League. All rights reserved. This summary and play-by-play is for the express purpose of assisting media in their coverage of the game; any other use of this material is prohibited without the written permission of the National Football League. Updated: 12/28/2015

Date: Sunday, 12/27/2015

Green Bay Packers at Arizona Cardinals
at University of Phoenix, Glendale, AZ

Start Time: 2:25 PM MST

Game Day Weather

Played Dome on Turf: Grass

Officials

Referee: McAulay, Terry (77)	Umpire: Neale, Bryan (92)	Head Linesman: Bowers, Derick (74)
Line Judge: Stephan, Tom (68)	Side Judge: Monroe, Jonah (120)	Field Judge: Rosenbaum, Doug (67)
Back Judge: Steed, Gregory (12)	Replay Official: Frantz, Earnie ()	

Lineups

Green Bay Packers			Arizona Cardinals				
Offense		Defense	Offense		Defense		
WR 17	D.Adams	NOSE 90	B.Raji	WR 11	L.Fitzgerald	DT 93	C.Campbell
LT 67	D.Barclay	DT 76	M.Daniels	LT 68	J.Veldheer	NT 95	R.Gunter
LG 71	J.Sitton	LOLB 56	J.Peppers	LG 76	M.Iupati	DT 92	F.Rucker
C 63	C.Linsley	BLB 47	J.Ryan	C 63	L.Sendlein	SAM 44	M.Golden
RG 70	T.Lang	MLB 52	C.Matthews	RG 62	T.Larsen	\$LB 20	D.Bucannon
RT 75	B.Bulaga	ROLB 96	M.Neal	RT 70	B.Massie	ILB 51	K.Minter
WR 89	J.Jones	LCB 23	D.Randall	TE 85	D.Fells	WILL 57	A.Okafor
WR 18	R.Cobb	RCB 24	Q.Rollins	WR 15	M.Floyd	LCB 21	P.Peterson
QB 12	A.Rodgers	CB 29	C.Hayward	QB 3	C.Palmer	RCB 25	J.Powers
RB 27	E.Lacy	SS 42	M.Burnett	RB 31	D.Johnson	DB 28	J.Bethel
FB 30	J.Kuhn	FS 21	H.Clinton-Dix	WR 12	Jo.Brown	FS 22	T.Jefferson

Substitutions

K 2 M.Crosby, P 8 T.Masthay, QB 16 S.Tolzien, FB 22 A.Ripkowski, S 32 C.Banjo, DB 33 M.Hyde, CB 36 L.Gunter, RB 38 J.Crockett, CB 39 D.Goodson, RB 44 J.Starks, LB 48 J.Thomas, LB 51 N.Palmer, LB 53 N.Perry, LS 59 R.Lovato, DT 64 M.Pennel, G 65 L.Taylor, C/G 73 J.Tretter, G 79 J.Walker, TE 81 A.Quarless, TE 82 R.Rodgers, WR 83 J.Janis, WR 84 J.Abbrederis, DE 95 D.Jones, DT 98 L.Guion

Substitutions

P 2 D.Butler, QB 5 D.Stanton, K 7 C.Catanzaro, WR 10 B.Golden, WR 13 Ja.Brown, WR 14 J.Nelson, S 29 C.Clemons, RB 30 S.Taylor, RB 33 K.Williams, S 36 D.Swearinger, RB 38 A.Ellington, C/G 53 A.Shipley, LB 54 D.Freeney, LB 55 S.Weatherspoon, LB 59 A.Fua, G 61 J.Cooper, DT 71 R.Bryant, T 79 B.Sowell, LS 82 M.Leach, TE 84 J.Gresham, TE 87 T.Niklas, DT 90 C.Redding, DT 91 E.Stinson, LB 96 K.Martin

Did Not Play

Did Not Play

Not Active

QB 7 B.Hundley, CB 37 S.Shields, LB 55 A.Mulumba, T 69 D.Bakhtiari, TE 80 J.Perillo, TE 86 K.Backman, LB 91 J.Elliott

Not Active

QB 9 M.Barkley, S 26 R.Johnson, CB 27 C.White, LB 47 S.Riddick, T 74 D.Humphries, NT 94 X.Williams, DT 97 J.Mauro

Field Goals (made () & missed)

		C.Catanzaro				(19)		
		1	2	3	4	OT	Total	
VISITOR:	Green Bay Packers	0	0	8	0	0	8	
HOME:	Arizona Cardinals	0	17	21	0	0	38	

Scoring Plays

Team	Qtr	Time	Play Description (Extra Point) (Drive Info)	Visitor	Home
Cardinals	2	14:07	L.Fitzgerald 3 yd. pass from C.Palmer (C.Catanzaro kick) (7-50, 3:30)	0	7
Cardinals	2	5:48	C.Catanzaro 19 yd. Field Goal (9-72, 5:02)	0	10
Cardinals	2	0:06	Jo.Brown 7 yd. pass from C.Palmer (C.Catanzaro kick) (7-80, 0:51)	0	17
Cardinals	3	14:02	D.Johnson 14 yd. run (C.Catanzaro kick) (2-28, 0:47)	0	24
Cardinals	3	9:34	C.Redding 36 yd. fumble return (C.Catanzaro kick)	0	31
Packers	3	6:31	E.Lacy 28 yd. pass from A.Rodgers (A.Rodgers-J.Jones pass) (8-80, 3:03)	8	31
Cardinals	3	3:05	J.Powers 7 yd. fumble return (C.Catanzaro kick)	8	38

Paid Attendance: 64,878

Time: 3:02

Green Bay Packers vs Arizona Cardinals
12/27/2015 at University of Phoenix

Final Individual Statistics

K.Williams	1	1	0	0	0	0	0	0	0	0
C.Clemons	0	0	1	0	0	0	0	0	0	0
D.Bucannon	0	0	0	0	0	1	0	0	0	0
D.Freeney	0	0	0	0	0	1	0	0	0	0
K.Martin	0	0	0	0	0	1	0	0	0	0
D.Swearinger	0	0	0	0	0	1	0	0	0	0
J.Powers	0	0	0	0	0	0	2	12	1	0
C.Redding	0	0	0	0	0	0	1	36	1	0
Total	2	1	1	0	0	4	3	48	2	0

Final Team Statistics

	Visitor Packers	Home Cardinals
TOTAL FIRST DOWNS	16	19
By Rushing	5	5
By Passing	7	13
By Penalty	4	1
THIRD DOWN EFFICIENCY	5-17-29%	5-10-50%
FOURTH DOWN EFFICIENCY	2-3-67%	0-0-0%
TOTAL NET YARDS	178	381
Total Offensive Plays (inc. times thrown passing)	64	56
Average gain per offensive play	2.8	6.8
NET YARDS RUSHING	101	121
Total Rushing Plays	26	26
Average gain per rushing play	3.9	4.7
Tackles for a loss-number and yards	2-9	2-5
NET YARDS PASSING	77	260
Times thrown - yards lost attempting to pass	9-78	2-9
Gross yards passing	155	269
PASS ATTEMPTS-COMPLETIONS-HAD INTERCEPTED	29-16-1	28-19-1
Avg gain per pass play (inc.# thrown passing)	2.0	8.7
KICKOFFS Number-In End Zone-Touchbacks	2-1-0	7-6-5
PUNTS Number and Average	6-44.7	4-43.0
Had Blocked	0	0
FGs - PATs Had Blocked	0-0	0-0
Net Punting Average	43.2	43.0
TOTAL RETURN YARDAGE (Not Including Kickoffs)	6	9
No. and Yards Punt Returns	1-0	2-9
No. and Yards Kickoff Returns	2-30	1-15
No. and Yards Interception Returns	1-6	1-0
PENALTIES Number and Yards	7-59	10-119
FUMBLES Number and Lost	5-3	2-1
TOUCHDOWNS	1	5
Rushing	0	1
Passing	1	2
Fumbles	0	2
EXTRA POINTS Made-Attempts	1-1	5-5
Kicking Made-Attempts	0-0	5-5
Passing Made-Attempts	1-1	0-0
FIELD GOALS Made-Attempts	0-0	1-1
RED ZONE EFFICIENCY	0-2-0%	3-4-75%
GOAL TO GO EFFICIENCY	0-1-0%	2-3-67%
SAFETIES	0	0
FINAL SCORE	8	38
TIME OF POSSESSION	29:44	30:16

Ball Possession And Drive Chart

Green Bay Packers

#	Time Recd	Time Lost	Time Poss	How Ball Obtained	Drive Began	# Play	Yds Gain	Yds Pen	Net Yds	1st Down	Last Scrm	How Given Up
1	13:33	10:40	2:53	Punt	GB 40	5	16	-10	6	1	GB 46	Punt
2	5:51	2:37	3:14	Punt	GB 4	6	16	5	21	2	GB 25	Punt
3	14:07	10:50	3:17	Kickoff	GB 20	6	15	-10	5	1	GB 25	Punt
4	5:48	2:00	3:48	Kickoff	GB 20	8	19	0	19	2	GB 39	Punt
5	1:52	0:57	0:55	Interception	ARZ 15	3	5	0	5	0	* ARZ 10	Interception
6	0:06	0:00	0:06	Kickoff	GB 27	1	-1	0	-1	0	GB 27	End of Half
7	15:00	14:49	0:11	Kickoff	GB 20	1	6	0	6	0	GB 20	Fumble
8	14:02	9:34	4:28	Kickoff	GB 9	9	32	-5	27	2	ARZ 49	Fumble
9	9:34	6:31	3:03	Kickoff	GB 20	8	70	10	80	4	ARZ 28	Touchdown
10	4:26	3:05	1:21	Punt	GB 11	3	-19	15	-4	1	GB 18	Fumble
11	3:05	0:04	3:01	Kickoff	GB 20	9	24	54	78	3	* ARZ 2	Downs
12	9:56	8:21	1:35	Punt	GB 13	3	-12	0	-12	0	GB 1	Punt
13	5:10	3:18	1:52	Fumble	GB 41	3	5	0	5	0	GB 46	Punt

(330) Average GB 25

Arizona Cardinals

#	Time Recd	Time Lost	Time Poss	How Ball Obtained	Drive Began	# Play	Yds Gain	Yds Pen	Net Yds	1st Down	Last Scrm	How Given Up
1	15:00	13:33	1:27	Kickoff	ARZ 12	3	6	0	6	0	ARZ 18	Punt
2	10:40	5:51	4:49	Punt	ARZ 5	7	57	0	57	2	GB 38	Punt
3	2:37	14:07	3:30	Punt	50	7	50	0	50	4	* GB 3	Touchdown
4	10:50	5:48	5:02	Punt	ARZ 27	9	72	0	72	3	* GB 1	Field Goal
5	2:00	1:52	0:08	Punt	ARZ 24	1	0	0	0	0	ARZ 24	Interception
6	0:57	0:06	0:51	Interception	ARZ 20	7	75	5	80	4	* GB 7	Touchdown
7	14:49	14:02	0:47	Fumble	GB 28	2	28	0	28	2	* GB 14	Touchdown
8	6:31	4:26	2:05	Kickoff	ARZ 48	3	7	-5	2	0	50	Punt
9	0:04	9:56	5:08	Downs	ARZ 2	8	41	-10	31	2	ARZ 33	Punt
10	8:21	5:10	3:11	Punt	50	5	28	0	28	1	GB 27	Fumble
11	3:18	0:00	3:18	Punt	ARZ 15	5	17	0	17	1	ARZ 33	End of Game

(325) Average ARZ 30

* inside opponent's 20

Time of Possession by Quarter

Visitor	Home	1st	2nd	3rd	4th	OT	Total
Green Bay Packers	Arizona Cardinals	6:07	8:06	12:04	3:27		29:44
Arizona Cardinals	Green Bay Packers	8:53	6:54	2:56	11:33		30:16

Kickoff Drive No.-Start Average

Packers: 7 - GB 19 Cardinals: 1 - ARZ 12

Green Bay Packers vs Arizona Cardinals
12/27/2015 at University of Phoenix

Final Defensive Statistics

Green Bay Packers	Regular Defensive Plays											Special Teams					Misc			
	TKL	AST	COMB	SK	/ YDS	TFL	Q	IN	PD	FF	FR	TKL	AST	FF	FR	BL	TKL	AST	FF	FR
M.Burnett	8	2	10	0	0	1	0	0	1	0	1	0	0	0	0	0	0	0	0	0
Q.Rollins	5	0	5	0	0	0	0	0	0	0	0	0	0	0	0	0	0	0	0	0
C.Hayward	4	1	5	0	0	0	0	0	0	0	0	0	0	0	0	0	0	0	0	0
J.Ryan	2	3	5	0	0	0	0	0	0	0	0	0	0	0	0	0	0	0	0	0
D.Randall	4	0	4	0	0	0	0	0	0	0	0	0	0	0	0	0	0	0	0	0
M.Pennel	3	0	3	1	0	0	2	0	0	1	0	0	0	0	0	0	0	0	0	0
H.Clinton-Dix	3	0	3	0	0	0	0	0	0	0	0	0	0	0	0	0	0	0	0	0
N.Perry	2	1	3	0	0	0	0	0	0	0	0	0	0	0	0	0	0	0	0	0
M.Daniels	2	0	2	0	0	1	0	1	1	0	0	0	0	0	0	0	0	0	0	0
L.Guion	2	0	2	0	0	0	0	0	0	0	0	0	0	0	0	0	0	0	0	0
D.Jones	0	2	2	0	0	0	0	0	0	0	0	0	0	0	0	0	0	0	0	0
M.Neal	1	0	1	1	9	1	1	0	0	0	0	0	0	0	0	0	0	0	0	0
J.Thomas	1	0	1	0	0	0	0	0	0	0	0	0	0	0	0	0	0	0	0	0
J.Peppers	0	1	1	0	0	0	0	0	0	0	0	0	0	0	0	0	0	0	0	0
C.Matthews	0	0	0	0	0	0	1	0	0	0	0	0	0	0	0	0	0	0	0	0
L.Gunter	0	0	0	0	0	0	0	0	0	0	0	1	0	0	0	0	0	0	0	0
C.Banjo	0	0	0	0	0	0	0	0	0	0	0	1	0	0	0	0	0	0	0	0
D.Goodson	0	0	0	0	0	0	0	0	0	0	0	1	0	0	0	0	0	0	0	0
A.Rodgers	0	0	0	0	0	0	0	0	0	0	0	0	0	0	0	1	0	0	1	1
J.Crockett	0	0	0	0	0	0	0	0	0	0	0	0	0	0	0	0	0	0	0	1
Total	37	10	47	2	9	3	4	1	2	1	1	3	0	0	0	0	1	0	0	2

TKL = Tackle AST = Assist COMB = Combined QH=QB Hit IN = Interception PD = Pass Defense FF = Forced Fumble FR = Fumble Recovery

Arizona Cardinals	Regular Defensive Plays											Special Teams					Misc			
	TKL	AST	COMB	SK	/ YDS	TFL	Q	IN	PD	FF	FR	TKL	AST	FF	FR	BL	TKL	AST	FF	FR
K.Minter	6	2	8	0	0	0	0	0	0	0	0	0	0	0	0	0	0	0	0	0
J.Bethel	7	0	7	0	0	0	0	1	1	0	0	1	0	0	0	0	0	0	0	0
C.Campbell	5	1	6	2.5	17	3	3	0	0	0	0	0	0	0	0	0	0	0	0	0
T.Jefferson	4	2	6	0	0	0	0	0	0	0	0	0	0	0	0	0	0	0	0	0
D.Bucannon	3	1	4	1	7	0	1	0	1	1	0	0	0	0	0	0	0	0	0	0
K.Martin	3	1	4	1	15	1	1	0	0	1	0	0	0	0	0	0	0	0	0	0
D.Freeney	3	0	3	3	27	2	3	0	0	1	0	0	0	0	0	0	0	0	0	0
A.Okafor	3	0	3	0	0	0	1	0	0	0	0	0	0	0	0	0	0	0	0	0
P.Peterson	3	0	3	0	0	0	0	0	0	0	0	1	0	0	0	0	0	0	0	0
J.Powers	2	1	3	0	0	0	0	0	0	0	2	0	0	0	0	0	0	0	0	0
M.Golden	1	2	3	0.5	4	1	1	0	0	0	0	0	0	0	0	0	0	0	0	0
F.Rucker	1	1	2	1	8	1	2	0	0	0	0	0	0	0	0	0	0	0	0	0
R.Gunter	1	1	2	0	0	0	0	0	0	0	0	0	0	0	0	0	0	0	0	0
C.Redding	1	0	1	0	0	0	0	0	1	0	1	0	0	0	0	0	0	0	0	0
D.Swearinger	1	0	1	0	0	0	0	0	0	1	0	0	0	0	0	0	0	0	0	0
R.Bryant	0	1	1	0	0	0	0	0	0	0	0	0	0	0	0	0	0	0	0	0
C.Clemons	0	0	0	0	0	0	0	0	0	0	0	1	0	0	1	0	0	0	0	0
B.Massie	0	0	0	0	0	0	0	0	0	0	0	0	0	0	0	1	0	0	0	0
D.Stanton	0	0	0	0	0	0	0	0	0	0	0	0	0	0	0	1	0	0	0	0
Total	44	13	57	9	78	8	12	1	3	4	3	3	0	0	1	0	2	0	0	0

First Quarter

12/27/2015

Play By Play

ARZ wins toss, elects to Receive, and GB elects to defend the South goal.

M.Crosby kicks 68 yards from GB 35 to ARZ -3. K.Williams to ARZ 12 for 15 yards (L.Gunter).

Arizona Cardinals at 15:00, (1st play from scrimmage 14:56)

- 1-10-ARZ 12 (14:56) (Shotgun) C.Palmer pass incomplete deep left to M.Floyd.
 2-10-ARZ 12 (14:51) D.Johnson left end to ARZ 12 for no gain (M.Daniels).
 3-10-ARZ 12 (14:08) (Shotgun) C.Palmer pass short right to L.Fitzgerald to ARZ 18 for 6 yards (C.Hayward).
 4-4-ARZ 18 (13:41) D.Butler punts 42 yards to GB 40, Center-M.Leach, fair catch by M.Hyde.

Green Bay Packers at 13:33

- 1-10-GB 40 (13:33) E.Lacy left tackle to GB 43 for 3 yards (R.Gunter; F.Rucker).
 2-7-GB 43 (13:06) (Shotgun) A.Rodgers pass short left to J.Jones to ARZ 46 for 11 yards (J.Bethel). P1
1-10-ARZ 46 (12:40) (No Huddle) R.Cobb right tackle to ARZ 44 for 2 yards (K.Minter).
 2-8-ARZ 44 (12:13) (No Huddle, Shotgun) A.Rodgers pass incomplete deep left to J.Jones.
PENALTY on ARZ-C.Campbell, Defensive Offside, 5 yards, enforced at ARZ 44 - No Play.
 2-3-ARZ 39 (12:06) E.Lacy right tackle to ARZ 39 for no gain (C.Campbell).
 3-3-ARZ 39 (11:28) (No Huddle, Shotgun) A.Rodgers pass short left to J.Jones ran ob at ARZ 27 for 12 yards.
PENALTY on GB-J.Sitton, Offensive Holding, 10 yards, enforced at ARZ 39 - No Play.
 3-13-ARZ 49 (11:02) (Shotgun) A.Rodgers pass incomplete deep left to D.Adams.
 4-13-ARZ 49 (10:52) (Punt formation) *PENALTY on GB-R.Rodgers, False Start, 5 yards, enforced at ARZ 49 - No Play.*
 4-18-GB 46 (10:52) T.Masthay punts 49 yards to ARZ 5, Center-R.Lovato, downed by GB-D.Goodson.

Timeout at 10:40.

Arizona Cardinals at 10:40

- 1-10-ARZ 5 (10:40) D.Johnson up the middle to ARZ 11 for 6 yards (D.Jones; M.Burnett).
 2-4-ARZ 11 (10:04) C.Palmer pass short middle to M.Floyd to ARZ 24 for 13 yards (C.Hayward). P1
1-10-ARZ 24 (9:25) (Shotgun) D.Johnson up the middle to ARZ 21 for -3 yards (M.Daniels).
 2-13-ARZ 21 (8:41) C.Palmer pass short right to D.Johnson pushed ob at GB 35 for 44 yards (H.Clinton-Dix). P2
1-10-GB 35 (7:59) C.Palmer sacked at GB 35 for 0 yards (M.Pennel).
 2-10-GB 35 (7:14) A.Ellington right tackle to GB 29 for 6 yards (J.Ryan; J.Peppers).
 3-4-GB 29 (6:30) (Shotgun) C.Palmer sacked at GB 38 for -9 yards (M.Neal).
 4-13-GB 38 (6:00) D.Butler punts 34 yards to GB 4, impetus ends at GB 1, Center-M.Leach, downed by ARZ-B.Golden.

Timeout at 05:51.

Green Bay Packers at 5:51

- 1-10-GB 4 (5:51) (Shotgun) E.Lacy up the middle to GB 7 for 3 yards (K.Minter).
 2-7-GB 7 (5:13) (Shotgun) E.Lacy right end to GB 13 for 6 yards (J.Powers; T.Jefferson).
 3-1-GB 13 (4:43) (No Huddle, Shotgun) E.Lacy right tackle to GB 15 for 2 yards (C.Campbell). R2
1-10-GB 15 (4:09) A.Rodgers pass incomplete short right.
PENALTY on ARZ-J.Bethel, Defensive Holding, 5 yards, enforced at GB 15 - No Play. X3
1-10-GB 20 (3:59) J.Starks up the middle to GB 23 for 3 yards (T.Jefferson).
 2-7-GB 23 (3:26) (No Huddle, Shotgun) J.Starks up the middle to GB 25 for 2 yards (A.Okafor).
 3-5-GB 25 (2:52) (No Huddle, Shotgun) A.Rodgers pass incomplete short right to D.Adams.
 4-5-GB 25 (2:48) (Punt formation) T.Masthay punts 49 yards to ARZ 26, Center-R.Lovato. P.Peterson pushed ob at ARZ 35 for 9 yards (C.Banjo).
PENALTY on GB-J.Janis, Face Mask (15 Yards), 15 yards, enforced at ARZ 35.

Timeout at 02:37.

Arizona Cardinals at 2:37

- 1-10-50 (2:37) C.Palmer pass short left to Jo.Brown pushed ob at GB 36 for 14 yards (Q.Rollins). P3
1-10-GB 36 (2:06) D.Johnson up the middle to GB 28 for 8 yards (J.Ryan; M.Burnett).
 2-2-GB 28 (1:32) D.Johnson up the middle to GB 25 for 3 yards (M.Burnett). R4
1-10-GB 25 (:52) C.Palmer pass short left to D.Johnson to GB 10 for 15 yards (H.Clinton-Dix). GB-B.Raji was injured during the play. P5

END OF QUARTER

	Score	Time Poss	First Downs				Efficiencies	
			R	P	X	T	3 Down	4 Down
Green Bay Packers	0	6:07	1	1	1	3	1/3	0/0
Arizona Cardinals	0	8:53	1	4	0	5	0/2	0/0

Second Quarter

12/27/2015

Play By Play

Arizona Cardinals continued.

- 1-10-GB 10 (15:00) (Shotgun) C.Palmer pass incomplete short left to J.Gresham.
 2-10-GB 10 (14:55) (Shotgun) C.Palmer pass short left to J.Gresham to GB 3 for 7 yards (Q.Rollins).
 3-3-GB 3 (14:11) (Shotgun) C.Palmer pass short middle to L.Fitzgerald for 3 yards, TOUCHDOWN.
 C.Catanzaro extra point is GOOD, Center-M.Leach, Holder-D.Butler.

P6

Timeout at 14:07.

GB 0 ARZ 7, 7 plays, 50 yards, 3:30 drive, 0:53 elapsed
--

C.Catanzaro kicks 65 yards from ARZ 35 to end zone, Touchback.

Green Bay Packers at 14:07

- 1-10-GB 20 (14:07) A.Rodgers pass incomplete deep right to J.Abbrederis.
 2-10-GB 20 (14:00) (Shotgun) A.Rodgers pass short left to J.Abbrederis to GB 25 for 5 yards (P.Peterson).
 3-5-GB 25 (13:27) (No Huddle, Shotgun) A.Rodgers pass short right to J.Jones pushed ob at GB 33 for 8 yards (J.Bethel).
 1-10-GB 33 (12:49) (Shotgun) A.Rodgers pass short right to R.Cobb to GB 38 for 5 yards (T.Jefferson).
 2-5-GB 38 (12:18) R.Cobb up the middle to GB 41 for 3 yards (D.Swearinger).
PENALTY on GB-C.Linsley, Offensive Holding, 10 yards, enforced at GB 38 - No Play.
 2-15-GB 28 (11:52) (Shotgun) A.Rodgers pass short left to R.Rodgers to GB 30 for 2 yards (D.Bucannon).
 3-13-GB 30 (11:08) (No Huddle, Shotgun) A.Rodgers sacked at GB 25 for -5 yards (C.Campbell).
Penalty on GB-D.Barclay, Offensive Holding, declined.
 4-18-GB 25 (10:57) T.Masthay punts 45 yards to ARZ 30, Center-R.Lovato. P.Peterson MUFFS catch, touched at ARZ 30, recovered by ARZ-C.Clemons at ARZ 27. C.Clemons to ARZ 27 for no gain (D.Goodson).

P4

Timeout at 10:50.

Arizona Cardinals at 10:50

- 1-10-ARZ 27 (10:50) C.Palmer pass short middle to Jo.Brown to ARZ 31 for 4 yards (C.Hayward).
 2-6-ARZ 31 (10:10) (Shotgun) C.Palmer pass short left to M.Floyd to ARZ 42 for 11 yards (Q.Rollins).
 1-10-ARZ 42 (9:26) D.Johnson right tackle to ARZ 48 for 6 yards (M.Burnett).
 2-4-ARZ 48 (8:46) C.Palmer pass short right to M.Floyd to GB 35 for 17 yards (D.Randall).
 1-10-GB 35 (8:03) (Shotgun) C.Palmer pass short middle to D.Johnson pushed ob at GB 6 for 29 yards (J.Ryan).
 1-6-GB 6 (7:24) D.Johnson left end to GB 2 for 4 yards (N.Perry).
 2-2-GB 2 (6:43) D.Johnson up the middle to GB 1 for 1 yard (D.Jones; J.Ryan).
 3-1-GB 1 (6:02) A.Shipley reported in as eligible. C.Palmer pass incomplete short right to D.Johnson (M.Burnett).
 4-1-GB 1 (5:51) C.Catanzaro 19 yard field goal is GOOD, Center-M.Leach, Holder-D.Butler.

P7

P8

P9

Timeout at 05:48.

GB 0 ARZ 10, 9 plays, 72 yards, 5:02 drive, 9:12 elapsed

C.Catanzaro kicks 65 yards from ARZ 35 to end zone, Touchback.

Timeout at 05:48.

Green Bay Packers at 5:48

- 1-10-GB 20 (5:48) A.Rodgers pass short left to J.Jones pushed ob at GB 37 for 17 yards (K.Minter).
 1-10-GB 37 (5:25) A.Rodgers pass short right to R.Cobb to GB 45 for 8 yards (D.Bucannon; T.Jefferson).
 2-2-GB 45 (5:02) (No Huddle, Shotgun) A.Rodgers pass incomplete deep left to J.Jones [F.Rucker].
 Timeout #1 by GB at 04:53.
 3-2-GB 45 (4:53) (Shotgun) A.Rodgers pass incomplete short middle to R.Rodgers (D.Bucannon).
 4-2-GB 45 (4:49) (Punt formation) T.Masthay left end to ARZ 48 for 7 yards (K.Martin).
 1-10-ARZ 48 (3:55) (Shotgun) E.Lacy left tackle to ARZ 45 for 3 yards (K.Minter).
 2-7-ARZ 45 (3:28) (No Huddle, Shotgun) A.Rodgers sacked at GB 47 for -8 yards (C.Campbell).
 3-15-GB 47 (2:41) (Shotgun) A.Rodgers sacked at GB 39 for -8 yards (sack split by C.Campbell and M.Golden).
 4-23-GB 39 (2:08) T.Masthay punts 37 yards to ARZ 24, Center-R.Lovato, fair catch by P.Peterson.

P5

R6

Two-Minute Warning

Arizona Cardinals at 2:00

- 1-10-ARZ 24 (2:00) (Shotgun) C.Palmer pass short middle intended for D.Johnson INTERCEPTED by M.Daniels at ARZ 21. M.Daniels to ARZ 15 for 6 yards (B.Massie).

Green Bay Packers at 1:52

- 1-10-ARZ 15 (1:52) A.Rodgers pass short right to R.Cobb to ARZ 13 for 2 yards (P.Peterson).

Green Bay Packers vs Arizona Cardinals at University of Phoenix

- 2-8-ARZ 13 (1:22) (Shotgun) E.Lacy right tackle to ARZ 10 for 3 yards (A.Okafor, K.Minter). GB-C.Linsley was injured during the play. Timeout #2 by GB at 01:05. Timeout was taken due to injury under two minutes left in the half.
- 3-5-ARZ 10 (1:05) (Shotgun) A.Rodgers pass short right intended for J.Jones INTERCEPTED by J.Bethel at ARZ 0. Touchback.
Penalty on GB-D.Barclay, Illegal Use of Hands, declined.

Arizona Cardinals at 0:57

- 1-10-ARZ 20 (:57) (Shotgun) C.Palmer pass deep middle to M.Floyd pushed ob at GB 33 for 47 yards (M.Burnett). P10
- 1-10-GB 33 (:44) (Shotgun) C.Palmer pass short right to M.Floyd to GB 24 for 9 yards (D.Randall).
Timeout #1 by ARZ at 00:38.
- 2-1-GB 24 (:38) (Shotgun) C.Palmer pass incomplete short left to L.Fitzgerald.
PENALTY on GB-M.Hyde, Defensive Holding, 5 yards, enforced at GB 24 - No Play. X11
- 1-10-GB 19 (:32) (Shotgun) C.Palmer pass incomplete short right to D.Johnson.
- 2-10-GB 19 (:28) (Shotgun) C.Palmer pass short middle to L.Fitzgerald to GB 7 for 12 yards (C.Hayward). P12
Timeout #2 by ARZ at 00:22.
- 1-7-GB 7 (:22) (Shotgun) C.Palmer pass incomplete short middle to L.Fitzgerald.
- 2-7-GB 7 (:18) (Shotgun) C.Palmer pass incomplete short left [C.Matthews].
- 3-7-GB 7 (:11) (Shotgun) **C.Palmer pass short right to Jo.Brown for 7 yards, TOUCHDOWN.** P13
C.Catanzaro extra point is GOOD, Center-M.Leach, Holder-D.Butler.

GB 0 ARZ 17, 7 plays, 80 yards, 1 penalty, 0:51 drive, 14:54 elapsed

C.Catanzaro kicks 47 yards from ARZ 35 to GB 18. D.Jones to GB 27 for 9 yards (C.Clemons).

Green Bay Packers at 0:06, (1st play from scrimmage 0:01)

- 1-10-GB 27 (:01) A.Rodgers kneels to GB 26 for -1 yards.

END OF QUARTER

	Score	Time Poss	First Downs				Efficiencies	
			R	P	X	T	3 Down	4 Down
Green Bay Packers	0	8:06	1	2	0	3	1/5	1/1
Arizona Cardinals	17	6:54	0	7	1	8	2/3	0/0

Third Quarter

12/27/2015

Play By Play

GB elects to Receive, and ARZ elects to defend the South goal.

C.Catanzaro kicks 65 yards from ARZ 35 to end zone, Touchback.

Green Bay Packers at 15:00

1-10-GB 20 (15:00) (Shotgun) J.Starks up the middle to GB 26 for 6 yards (D.Swearinger). FUMBLES (D.Swearinger), RECOVERED by ARZ-J.Powers at GB 33. J.Powers pushed ob at GB 28 for 5 yards (A.Rodgers).

Arizona Cardinals at 14:49

1-10-GB 28 (14:49) (Shotgun) C.Palmer pass short right to M.Floyd to GB 14 for 14 yards (M.Burnett). P14

1-10-GB 14 (14:10) **D.Johnson right tackle for 14 yards, TOUCHDOWN.** R15

C.Catanzaro extra point is GOOD, Center-M.Leach, Holder-D.Butler.

Timeout at 14:02.

GB 0 ARZ 24, 2 plays, 28 yards, 0:47 drive, 0:58 elapsed

C.Catanzaro kicks 68 yards from ARZ 35 to GB -3. J.Janis to GB 20 for 23 yards (P.Peterson).

PENALTY on GB-D.Jones, Offensive Holding, 9 yards, enforced at GB 18.

Green Bay Packers at 14:02, (1st play from scrimmage 13:57)

1-10-GB 9 (13:57) (Shotgun) A.Rodgers pass short right to J.Jones to GB 10 for 1 yard (P.Peterson).

2-9-GB 10 (13:26) (Shotgun) A.Rodgers sacked at GB 2 for -8 yards (D.Freeneey).

3-17-GB 2 (12:43) (Shotgun) A.Rodgers pass deep left to D.Adams to GB 40 for 38 yards (J.Bethel). P7

PENALTY on GB-D.Adams, Delay of Game, 5 yards, enforced at GB 40.

1-10-GB 35 (12:26) (Shotgun) A.Rodgers sacked at GB 28 for -7 yards (D.Bucannon). FUMBLES (D.Bucannon) [D.Bucannon], and recovers at GB 28. A.Rodgers to GB 28 for no gain (C.Campbell). GB-B.Bulaga was injured during the play.

2-17-GB 28 (11:48) A.Rodgers scrambles right end pushed ob at GB 38 for 10 yards (J.Powers).

3-7-GB 38 (11:09) (Shotgun) A.Rodgers scrambles left end to GB 48 for 10 yards (J.Bethel). R8

1-10-GB 48 (10:27) (Shotgun) A.Rodgers pass incomplete short left to E.Lacy (C.Redding).

2-10-GB 48 (10:21) (Shotgun) E.Lacy up the middle to ARZ 49 for 3 yards (K.Minter).

3-7-ARZ 49 (9:47) (Shotgun) **A.Rodgers sacked at GB 41 for -10 yards (K.Martin). FUMBLES (K.Martin) [K.Martin], RECOVERED by ARZ-C.Redding at GB 36. C.Redding for 36 yards, TOUCHDOWN.**

Arizona Cardinals at 9:34

C.Catanzaro extra point is GOOD, Center-M.Leach, Holder-D.Butler.

Timeout at 09:34.

GB 0 ARZ 31, 0 plays, 36 yards, 0:00 drive , 5:26 elapsed

C.Catanzaro kicks 65 yards from ARZ 35 to end zone, Touchback.

Green Bay Packers at 9:34

1-10-GB 20 (9:34) *PENALTY on ARZ, Defensive 12 On-field, 5 yards, enforced at GB 20 - No Play.*

1-5-GB 25 (9:34) E.Lacy up the middle to GB 34 for 9 yards (T.Jefferson). R9

1-10-GB 34 (9:01) E.Lacy left tackle to ARZ 41 for 25 yards (D.Bucannon). R10

1-10-ARZ 41 (8:27) E.Lacy left end to ARZ 42 for -1 yards (M.Golden).

2-11-ARZ 42 (8:03) (No Huddle) A.Rodgers pass incomplete deep left to R.Cobb [R.Gunter].

PENALTY on ARZ-A.Okafor, Defensive 12 On-field, 5 yards, enforced at ARZ 42 - No Play.

2-6-ARZ 37 (7:57) A.Rodgers pass incomplete short left to R.Rodgers.

3-6-ARZ 37 (7:51) (Shotgun) A.Rodgers pass incomplete deep left to J.Jones.

4-6-ARZ 37 (7:44) (Shotgun) A.Rodgers pass short left to J.Jones pushed ob at ARZ 28 for 9 yards (J.Bethel). P11

1-10-ARZ 28 (7:20) (No Huddle) J.Crockett up the middle to ARZ 28 for no gain (K.Martin; R.Bryant).

2-10-ARZ 28 (6:41) (No Huddle, Shotgun) **A.Rodgers pass short left to E.Lacy for 28 yards, TOUCHDOWN.** P12

PENALTY on ARZ-K.Minter, Roughing the Passer, 15 yards, enforced between downs.

(Pass formation) TWO-POINT CONVERSION ATTEMPT. A.Rodgers pass to J.Jones is complete. ATTEMPT SUCCEEDS.

GB 8 ARZ 31, 8 plays, 80 yards, 2 penalties, 3:03 drive, 8:29 elapsed

M.Crosby kicks onside 2 yards from GB 50 to ARZ 48, impetus ends at ARZ 41. Ja.Brown (didn't try to advance) to ARZ 48 for no gain.

Timeout at 06:29.

Arizona Cardinals at 6:31, (1st play from scrimmage 6:29)

1-10-ARZ 48 (6:29) A.Ellington up the middle to 50 for 2 yards (L.Guion).

2-8-50 (5:49) C.Palmer pass short left to A.Ellington to GB 45 for 5 yards (Q.Rollins).

3-3-GB 45 (5:03) (Shotgun) *PENALTY on ARZ-T.Larsen, False Start, 5 yards, enforced at GB 45 - No Play.*

Green Bay Packers vs Arizona Cardinals at University of Phoenix

3-8-50 (4:40) (Shotgun) C.Palmer pass incomplete deep left to Jo.Brown.

4-8-50 (4:34) D.Butler punts 39 yards to GB 11, Center-M.Leach, fair catch by M.Hyde.

Timeout at 04:26.

Green Bay Packers at 4:26

1-10-GB 11 (4:26) (Shotgun) A.Rodgers sacked at GB 3 for -8 yards (A.Okafor).

PENALTY on ARZ-J.Powers, Roughing the Passer, 15 yards, enforced at GB 11 - No Play.

X13

1-10-GB 26 (4:00) A.Rodgers pass incomplete short right to J.Jones.

2-10-GB 26 (3:56) (Shotgun) A.Rodgers sacked at GB 18 for -8 yards (F.Rucker).

3-18-GB 18 **(3:11) (Shotgun) A.Rodgers sacked at GB 9 for -9 yards (D.Freeney). FUMBLES (D.Freeney) [D.Freeney], RECOVERED by ARZ-J.Powers at GB 7. J.Powers for 7 yards, TOUCHDOWN.**

Arizona Cardinals at 3:05

C.Catanzaro extra point is GOOD, Center-M.Leach, Holder-D.Butler.

Timeout at 03:05.

GB 8 ARZ 38, 0 plays, 7 yards, 0:00 drive , 11:55 elapsed
--

C.Catanzaro kicks 65 yards from ARZ 35 to end zone, Touchback.

Green Bay Packers at 3:05

1-10-GB 20 (3:05) E.Lacy up the middle to GB 24 for 4 yards (K.Minter).

2-6-GB 24 (2:27) A.Rodgers pass incomplete deep left to J.Jones [A.Okafor].

3-6-GB 24 (2:21) (Shotgun) A.Rodgers pass short right to A.Quarless to GB 37 for 13 yards (T.Jefferson).

P14

1-10-GB 37 (1:46) J.Kuhn up the middle to GB 40 for 3 yards (A.Okafor).

2-7-GB 40 (1:05) (Shotgun) A.Rodgers pass incomplete deep left to J.Jones.

PENALTY on ARZ-J.Bethel, Defensive Pass Interference, 47 yards, enforced at GB 40 - No Play.

X15

1-10-ARZ 13 (:55) *PENALTY on ARZ, Unsportsmanlike Conduct, 7 yards, enforced at ARZ 13. Penalty was on ARZ Head Coach.*

X16

1-6-ARZ 6 (:55) A.Rodgers pass incomplete short left to J.Jones.

Timeout #1 by GB at 00:51.

2-6-ARZ 6 (:51) (Shotgun) A.Rodgers pass short right to D.Adams to ARZ 2 for 4 yards (J.Bethel).

3-2-ARZ 2 (:13) (Shotgun) A.Rodgers pass incomplete short right to D.Adams.

4-2-ARZ 2 (:09) (Shotgun) A.Rodgers pass short right to D.Adams to ARZ 2 for no gain (J.Bethel).

Arizona Cardinals at 0:04

1-10-ARZ 2 (:04) A.Ellington right end to ARZ 10 for 8 yards (M.Burnett).

END OF QUARTER

	Score	Time Poss	First Downs				Efficiencies	
			R	P	X	T	3 Down	4 Down
Green Bay Packers	8	12:04	3	4	3	10	3/7	1/2
Arizona Cardinals	38	2:56	1	1	0	2	0/1	0/0

Fourth Quarter

12/27/2015

Play By Play

Arizona Cardinals continued.

2-2-ARZ 10	(15:00) A.Ellington right end to ARZ 26 for 16 yards (H.Clinton-Dix).	R16
<u>1-10-ARZ 26</u>	(14:13) A.Ellington up the middle to ARZ 24 for -2 yards (M.Burnett).	
2-12-ARZ 24	(13:35) A.Ellington up the middle to ARZ 31 for 7 yards (J.Ryan).	
3-5-ARZ 31	(12:50) (Shotgun) C.Palmer pass short right to L.Fitzgerald to ARZ 39 for 8 yards (D.Randall).	P17
<u>1-10-ARZ 39</u>	(12:09) K.Williams up the middle to ARZ 40 for 1 yard (L.Guion).	
2-9-ARZ 40	(11:27) A.Ellington left tackle to ARZ 43 for 3 yards (Q.Rollins).	
3-6-ARZ 43	(10:42) (Shotgun) C.Palmer pass short middle to Ja.Brown to GB 35 for 22 yards (Q.Rollins). <i>PENALTY on ARZ-T.Larsen, Illegal Use of Hands, 10 yards, enforced at ARZ 43 - No Play.</i>	
3-16-ARZ 33	(10:10) (Shotgun) C.Palmer pass incomplete deep left to M.Floyd.	
4-16-ARZ 33	(10:04) D.Butler punts 54 yards to GB 13, Center-M.Leach. M.Hyde to GB 13 for no gain (J.Bethel).	

Timeout at 09:56.

Green Bay Packers at 9:56

1-10-GB 13	(9:56) J.Crockett left end to GB 5 for -8 yards (M.Golden; K.Minter).
2-18-GB 5	(9:11) (Shotgun) S.Tolzien pass short left to A.Quarless to GB 9 for 4 yards (J.Powers).
3-14-GB 9	(8:34) (Shotgun) S.Tolzien sacked at GB 1 for -8 yards (D.Freeney). <i>Penalty on GB-D.Barclay, Face Mask (15 Yards), declined.</i> Arizona challenged the runner was down by contact ruling, and the play was Upheld. The ruling on the field stands. (Timeout #1.)
4-22-GB 1	(8:28) T.Masthay punts 49 yards to 50, Center-R.Lovato, fair catch by J.Nelson.

Timeout at 08:21.

Arizona Cardinals at 8:21

1-10-50	(8:21) K.Williams up the middle to 50 for no gain (D.Randall).	
2-10-50	(7:37) (Shotgun) D.Stanton pass short right to K.Williams to GB 46 for 4 yards (M.Burnett) [M.Pennel].	
3-6-GB 46	(6:51) (Shotgun) K.Williams right end pushed ob at GB 28 for 18 yards (M.Burnett).	R18
<u>1-10-GB 28</u>	(6:03) K.Williams up the middle to GB 27 for 1 yard (C.Hayward; N.Perry).	
2-9-GB 27	(5:20) K.Williams up the middle to GB 22 for 5 yards (M.Pennel). FUMBLES (M.Pennel), RECOVERED by GB-M.Burnett at GB 20. M.Burnett to GB 41 for 21 yards (D.Stanton).	

Green Bay Packers at 5:10

1-10-GB 41	(5:10) J.Crockett right tackle to GB 46 for 5 yards (C.Redding).
2-5-GB 46	(4:34) J.Crockett up the middle to GB 48 for 2 yards (R.Gunter).
3-3-GB 48	(3:55) S.Tolzien FUMBLES (Aborted) at GB 48, recovered by GB-J.Crockett at GB 44. J.Crockett to GB 46 for 2 yards (K.Martin).
4-5-GB 46	(3:26) T.Masthay punts 39 yards to ARZ 15, Center-R.Lovato, fair catch by J.Nelson.

Arizona Cardinals at 3:18

1-10-ARZ 15	(3:18) K.Williams up the middle to ARZ 15 for no gain (M.Pennel).
2-10-ARZ 15	(2:35) K.Williams right end to ARZ 15 for no gain (N.Perry).

Two-Minute Warning

3-10-ARZ 15	(2:00) (Shotgun) K.Williams up the middle to ARZ 34 for 19 yards (J.Thomas).	R19
<u>1-10-ARZ 34</u>	(1:12) D.Stanton kneels to ARZ 33 for -1 yards.	
2-11-ARZ 33	(:33) D.Stanton kneels to ARZ 32 for -1 yards.	

END OF QUARTER

	Score	Time Poss	First Downs				Efficiencies	
			R	P	X	T	3 Down	4 Down
Green Bay Packers	8	3:27	0	0	0	0	0/2	0/0
Arizona Cardinals	38	11:33	3	1	0	4	3/4	0/0

Miscellaneous Statistics Report

Green Bay Packers vs Arizona Cardinals
12/27/2015 at University of Phoenix

Ten Longest Plays for Green Bay Packers

Yards	Qtr	Play Start	Play Description
33	3	3-17-GB 2	(12:43) (Shotgun) A.Rodgers pass deep left to D.Adams to GB 40 for 38 yards (J.Bethel). PENALTY on GB-D.Adams, Delay of Game, 5 yards, enforced at GB 40.
28	3	2-10-ARZ 28	(6:41) (No Huddle, Shotgun) A.Rodgers pass short left to E.Lacy for 28 yards, TOUCHDOWN. PENALTY on ARZ-K.Minter, Roughing the Passer, 15 yards, enforced between downs.
25	3	1-10-GB 34	(9:01) E.Lacy left tackle to ARZ 41 for 25 yards (D.Bucannon).
17	2	1-10-GB 20	(5:48) A.Rodgers pass short left to J.Jones pushed ob at GB 37 for 17 yards (K.Minter).
13	3	3-6-GB 24	(2:21) (Shotgun) A.Rodgers pass short right to A.Quarless to GB 37 for 13 yards (T.Jefferson).
11	1	2-7-GB 43	(13:06) (Shotgun) A.Rodgers pass short left to J.Jones to ARZ 46 for 11 yards (J.Bethel).
10	3	2-17-GB 28	(11:48) A.Rodgers scrambles right end pushed ob at GB 38 for 10 yards (J.Powers).
10	3	3-7-GB 38	(11:09) (Shotgun) A.Rodgers scrambles left end to GB 48 for 10 yards (J.Bethel).
9	3	1-5-GB 25	(9:34) E.Lacy up the middle to GB 34 for 9 yards (T.Jefferson).
9	3	4-6-ARZ 37	(7:44) (Shotgun) A.Rodgers pass short left to J.Jones pushed ob at ARZ 28 for 9 yards (J.Bethel).

Ten Longest Plays for Arizona Cardinals

Yards	Qtr	Play Start	Play Description
47	2	1-10-ARZ 20	(:57) (Shotgun) C.Palmer pass deep middle to M.Floyd pushed ob at GB 33 for 47 yards (M.Burnett).
44	1	2-13-ARZ 21	(8:41) C.Palmer pass short right to D.Johnson pushed ob at GB 35 for 44 yards (H.Clinton-Dix).
29	2	1-10-GB 35	(8:03) (Shotgun) C.Palmer pass short middle to D.Johnson pushed ob at GB 6 for 29 yards (J.Ryan).
19	4	3-10-ARZ 15	(2:00) (Shotgun) K.Williams up the middle to ARZ 34 for 19 yards (J.Thomas).
18	4	3-6-GB 46	(6:51) (Shotgun) K.Williams right end pushed ob at GB 28 for 18 yards (M.Burnett).
17	2	2-4-ARZ 48	(8:46) C.Palmer pass short right to M.Floyd to GB 35 for 17 yards (D.Randall).
16	4	2-2-ARZ 10	(15:00) A.Ellington right end to ARZ 26 for 16 yards (H.Clinton-Dix).
15	1	1-10-GB 25	(:52) C.Palmer pass short left to D.Johnson to GB 10 for 15 yards (H.Clinton-Dix). GB-B.Raji was injured during the play.
14	1	1-10-50	(2:37) C.Palmer pass short left to Jo.Brown pushed ob at GB 36 for 14 yards (Q.Rollins).
14	3	1-10-GB 28	(14:49) (Shotgun) C.Palmer pass short right to M.Floyd to GB 14 for 14 yards (M.Burnett).

Touchdown Scoring Information

		Offense	Defense	Special Teams
VISITOR	Green Bay Packers	1	0	0
HOME	Arizona Cardinals	3	2	0

Player Scoring Information

Club	Player	TD	Rush TD	Rec TD	KO TD	Punt TD	Int TD	Fum TD	Misc TD	FG	XP	2Pt Rush	2Pt Rec	Sfty	Points
GB	E.Lacy	0	0	1	0	0	0	0	0	0	0	0	0	0	6
GB	J.Jones	0	0	0	0	0	0	0	0	0	0	0	1	0	2
ARZ	C.Catanzaro	0	0	0	0	0	0	0	0	1	5	0	0	0	8
ARZ	D.Johnson	0	1	0	0	0	0	0	0	0	0	0	0	0	6
ARZ	Jo.Brown	0	0	1	0	0	0	0	0	0	0	0	0	0	6
ARZ	L.Fitzgerald	0	0	1	0	0	0	0	0	0	0	0	0	0	6

Possession Detail

	First Half		Second Half		Game	
	Visitor	Home	Visitor	Home	Visitor	Home
Largest Lead	0	17	0	31	0	31
Drives Leading	0	3	0	5	0	8
Time of Possession Leading	0:00	6:01	0:00	14:29	0:00	20:30
Largest Deficit	-17	0	-31	0	-31	0
Drives Trailing	4	0	7	0	11	0
Time of Possession Trailing	8:06	0:00	15:31	0:00	23:37	0:00
Times Score Tied Up		0		0		0
Lead Changes		1		0		1

Playtime Percentage

Percent of playtime per player on offense, defense and special teams

Green Bay Packers					Arizona Cardinals								
		Offense	Defense	Special Teams			Offense	Defense	Special Teams				
D Barclay	T	72	100%		B Massie	T	58	100%	6	23%			
C Linsley	C	71	99%		T Larsen	G	58	100%					
R Cobb	WR	69	96%		D Fells	TE	49	84%	6	23%			
A Rodgers	QB	66	92%		M Iupati	G	48	83%	6	23%			
J Jones	WR	66	92%		J Veldheer	T	48	83%	6	23%			
J Sitton	G	66	92%		C Palmer	QB	48	83%					
T Lang	G	65	90%		L Sendlein	C	48	83%					
D Adams	WR	51	71%		J Brown	WR	48	83%					
R Rodgers	TE	48	67%	7	27%	L Fitzgerald	WR	44	76%				
E Lacy	RB	45	62%		M Floyd	WR	31	53%					
B Bulaga	T	36	50%		D Johnson	RB	30	52%					
J Walker	G	26	36%		J Brown	WR	23	40%	15	58%			
A Quarless	TE	25	35%	1	4%	J Gresham	TE	23	40%				
J Kuhn	FB	21	29%	14	54%	K Williams	RB	11	19%	10	38%		
J Tretter	C	17	24%	7	27%	J Nelson	WR	11	19%	2	8%		
J Abbrederis	WR	14	19%		A Shipley	C	11	19%					
J Crockett	RB	9	12%	12	46%	J Cooper	G	10	17%	6	23%		
J Starks	RB	7	10%	7	27%	B Sowell	T	10	17%	6	23%		
L Taylor	G	7	10%		D Stanton	QB	10	17%					
S Tolzien	QB	6	8%		A Ellington	RB	10	17%					
A Ripkowski	FB	3	4%	16	62%	S Taylor	RB	5	9%	13	50%		
J Janis	WR	2	3%	20	77%	T Niklas	TE	2	3%	25	96%		
H Clinton-Dix	FS		58	100%	6	23%	B Golden	WR	2	3%	19	73%	
M Burnett	SS		58	100%	6	23%	T Jefferson	SS		72	100%	13	50%
D Randall	CB		57	98%	10	38%	J Powers	CB		72	100%	7	27%
C Hayward	CB		56	97%	5	19%	D Bucannon	SS		70	97%	4	15%
Q Rollins	CB		49	84%	15	58%	P Peterson	CB		69	96%	10	38%
C Matthews	LB		48	83%	6	23%	D Swearinger	SS		65	90%	15	58%
J Ryan	LB		41	71%	8	31%	J Bethel	CB		61	85%	20	77%
M Daniels	DT		37	64%	6	23%	K Minter	LB		58	81%		
D Jones	DE		34	59%	17	65%	C Campbell	DT		51	71%	6	23%
N Perry	LB		34	59%	6	23%	A Okafor	LB		44	61%	1	4%
M Neal	LB		32	55%	10	38%	M Golden	LB		44	61%		
M Pennel	DE		30	52%			F Rucker	DT		33	46%		
J Thomas	LB		27	47%	19	73%	D Freeney	LB		28	39%		
J Peppers	LB		26	45%	6	23%	E Stinson	DT		26	36%		
L Guion	DT		23	40%			R Bryant	DE		23	32%	1	4%
M Hyde	FS		21	36%	12	46%	C Redding	DT		22	31%	1	4%
B Raji	NT		6	10%			R Gunter	NT		21	29%		
N Palmer	LB		1	2%	20	77%	S Weatherspoon	LB		14	19%	7	27%
C Banjo	SS				20	77%	K Martin	LB		9	12%	13	50%
D Goodson	CB				13	50%	C Clemons	FS		8	11%	15	58%
T Masthay	P				7	27%	A Fua	LB		3	4%	20	77%
R Lovato	LS				7	27%	C Catanzaro	K				13	50%
M Crosby	K				2	8%							

L Gunter

CB

1

4% M Leach

LS

10 38%

D Butler

P

10 38%